

Five Thousand Facts
:: About Canada ::

A

1908

FOR USE IN
LIBRARY
ONLY

F
5016
F58
1908

A

1908 EDITION

ENLARGED IMPROVED REVISED
5,000 FACTS ABOUT

CANADA

REVEALING IN TABLOID FORM — A FACT IN A SENTENCE —
THE WEALTH AND RESOURCES OF THE DOMINION



A GATEWAY IN OLD QUEBEC

SELF-INDEXING CHAPTERS ON

Area	PAGE 4	First Things	11	Manufactureries	20	Temperance	52
Agriculture	1	Forestry	15	Population	28	Timber	52
Banking	5	Immigration	15	Post Offices	30	Trade and Tariff	55
Big Things	7	Insurance	17	Provinces	31	Telegraphs	51
Canals	8	Labor	19	Railways	44	Western Canada	59
Education	9	Militia	23	Religions	49	Wheat	61
Financial	10	Marine	21	Ranching	48	Wonders of Can.	
Fisheries	13	Mining	24	Saskatchewan	43	National Park	63

COMPILED BY

FRANK YEIGH, Toronto

Price 25 Cents

The Canadian Facts Publishing Company

667 Spadina Ave., Toronto, Ontario

F
5016
F58
908

The Canadian Bank of Commerce

HEAD OFFICE - TORONTO

B. E. WALKER, President

ALEX. LAIRD,
General Manager

A. H. IRELAND,
Sup't of Branches

PAID-UP CAPITAL	- - -	\$10,000,000
REST	- - -	5,000,000
TOTAL ASSETS	- - -	113,000,000

Over 170 Branches throughout Canada and in the United States and England

LONDON, ENGLAND, 2 Lombard Street, E.C.

S. CAMERON ALEXANDER, Manager

NEW YORK, 16 Exchange Place

WM. GRAY and A. H. WALKER, Agents

A General Banking Business Transacted

Foreign Exchange bought and sold and telegraphic transfers made to all important points in Canada and abroad. Excellent facilities for making collections in all parts of Canada.

SAVINGS BANK DEPARTMENT. Deposits of \$1 and upwards received and interest allowed at current rates. The depositor is subject to no delay in withdrawing the whole or any portion of the deposit.

BANK MONEY ORDERS issued at low rates payable at par at any office in Canada (the Yukon excepted) of a Chartered Bank, and negotiated at \$4.90 to the £ sterling in Great Britain and Ireland. They may also be obtained payable for a fixed sum in various European Countries. These orders form an excellent method of remitting small sums with safety and at little cost, and may be obtained without delay at any office of the Bank.

TRAVELLERS' LETTERS OF CREDIT issued for the use of travellers and tourists. These form the most convenient method of obtaining money in any part of the world as required.

By Ralph Connor

OVER 2,000,000 Copies of Ralph Connor's works have been sold. The author draws his material entirely from Canadian life, which he well understands. His style is fresh, crisp and terse. As one critic writes,—“There is pathos, subtle wit, humor, quaint character drawing—life, warmth, color,—all are here.”

The Doctor

A Tale of The Rockies, cloth only, \$1.25

The Prospector

A Tale of the Crow's Nest, cloth only, \$1.25

The Man From Glengarry

A Tale of The Ottawa, cloth only, \$1.25

Glengarry School Days

Early Days in Canada, cloth only, \$1.25

The Sky Pilot

A Tale of The Foothills, cloth only, \$1.00

Black Rock

A Tale of the Selkirks, cloth only, \$1.00

AT ALL BOOK STORES

THE WESTMINSTER CO., LTD.
PUBLISHERS, TORONTO

LAKE OF BAYS

**GRAND
TRUNK
RAILWAY
SYSTEM**

"Highlands of Ontario"

Good speckled trout fishing
Magnificent scenery
Perfect immunity from Hay Fever
Lovely lake and river water trips
Good hotel accommodation

Write for free booklet telling you all about it
to J. D. McDONALD, Union Station,
Toronto, or to J. QUINLAN, Bonaventure
Station, Montreal. :: :: :: ::

W. E. DAVIS

Passenger Traffic Manager
MONTREAL

G. T. BELL

Gen. Pass. & Ticket Agt.
MONTREAL

Covers Canada

EAST AND WEST

Is "A Paper for Young Canadians."

Gives first place to Canadian writers.

Is illustrated by Canadian artists.

Tells of Canadian doings.

Interests Canadian readers.

Carries Canadian Advertising.

East and West is a large eight page illustrated weekly, published at 75c. a year for single subscription: 50c. when two or more are mailed to one address.

Send for sample copies to

R. DOUGLAS FRASER

Presbyterian Publications

Confederation Life Building, Toronto

LOAN DEPARTMENT

Money Loaned at Lowest Current Rates of Interest on Real Estate,
Bonds and Stocks.

Mortgages and Debentures Purchased

THE LONDON AND CANADIAN LOAN AGENCY COMPANY, Limited

Authorized Capital - \$2,000,000
Subscribed Capital,
Fully Paid - - 1,000,000
Reserve Fund - - 265,000
Assets - - 3,600,000

OFFICES IN CANADA

Head Office, 103 Bay St., Toronto
Branch Offices—Regina, Sask.
“ “ Saskatoon, Sask.
“ “ Winnipeg, Man.

Head Office in Great Britain
28 Castle Street - Edinburgh

Deposits are received for fixed periods at current rates. Interest payable half-yearly. Debentures of the Company, with half-yearly interest coupons attached, are issued to investors in sums of \$100 and upwards, for periods of from 1 to 5 years.

These Investments Afford Absolute Security and Assured Income.

President - Thomas Long
Vice-Pres. - C. S. Gzowski

DIRECTORS

Rt. Hon. Lord Strathcona and
Mount Royal
F. Barlow Cumberland
A. H. Campbell, Jr.
D. B. Hanna
C. C. Dalton
Goldwin Larratt Smith

V. B. Wadsworth, Manager
Wm. Wedd, Jr., Secretary

Jewellers' Facts

Established in Toronto, 1840
8000 square feet floor space
Quality absolutely the best
All goods personally guaranteed
Reliable Employees
Large and varied stock of new goods
One of the largest Jewellery Stores in
Canada

John Wanless & Co.

JEWELLERS AND DIAMOND MERCHANTS

168 YONGE ST.

TORONTO

ROWELL, REID, WILKIE, WOOD & GIBSON,

BARRISTERS, SOLICITORS, ETC.

CANADA LIFE BUILDING, 46 KING ST. W., TORONTO

N. W. Rowell, K. C., Thomas Reid, Geo. Wilkie,
S. Casey Wood, Jr., Thos. Gibson,
H. B. Johnson, C. W. Thompson.

CABLE ADDRESS, "ROWELL." TELEPHONE MAIN 3726

WARDEN & FRANCIS

FINANCIAL AGENTS

CONFEDERATION LIFE BUILDING
TORONTO . CANADA

Railroad Corporation and Municipal

=====**B O N D S**=====

Yielding from 4 per cent. to 6 per cent.

WRITE FOR INFORMATION

SPECIAL ATTENTION PAID TO CORRESPONDENCE

PATENTS

FETHERSTONHAUGH & CO.

FOREIGN MEMBERS INSTITUTE OF PATENT AGENTS, LONDON, ENG.
MEMBERS PATENT LAW ASSOCIATION, WASHINGTON, D.C.

Head office: Toronto, Canada

Branch offices: Montreal, Ottawa, Winnipeg,
Vancouver and Washington

SPEIGHT & VAN NOSTRAND

DOMINION and ONTARIO LAND SURVEYORS
Draughtsmen, Etc.

Room 703, Temple Building, Toronto
Branch Office at Wabigoon

T. B. SPEIGHT, - Residence 6 Glen Road, - 'PHONE N. 2730
J. A. VAN NOSTRAND, " 8 Glen Road, - 'PHONE N. 3168
KILLALY GAMBLE " Sussex Court, - 'PHONE C. 2078
A. T. WARD, - Residence, 33 Riverdale Ave. - 'PHONE N. 3531

The Man On the Street

For once has taken to poetry, and the trick has been done by that inimitable book of Mr. Service's, **Songs of a Sourdough**. There's something in these poems that catches everybody — the miner, the mechanic, the merchant, the professional man, the clergyman. It is because they are charged through and through with human passion and feeling — the grim tragedies, the pathos, the humor of life — put into strong lines that linger in the memory long after the reading. Everywhere — the smoking-car, the cabin of the steamer, the store — little knots of people are found reading or discussing "SONGS OF A SOURDOUGH." This explains the marvellous sale of the book. Though published only in June last, already we have issued NINE EDITIONS (10,950 copies) and we are putting on the press another edition of 1,500 copies of the popular HOLIDAY EDITION.

Have You Read the Book?

If not, get one at your bookseller's, or send to us for a copy. Ordinary edition, \$1.00; holiday edition, illustrated, \$1.50, postpaid.

William Briggs
Publisher, Toronto

GENUINE
Bull Sea Lion
Travelling
Bags



The making of Sea Lion Bags is one of our specialties. We use only the finest selected skins, and finish our bags in keeping with the leather.

Ladies' Bags, - \$11.00 to \$20.00

Bags for Gentlemen, \$20.00 to \$26.00

Fitted Sea Lion Bags, \$30.00 to \$50.00

Catalogue "Y" is a work of art. It contains 100 large pages of illustrations of the newest Travelling and Leather Goods.

The Julian Sale Leather Goods Co.

LIMITED

105 KING ST. WEST, TORONTO, CANADA

5 facts about Gourlay Pianos

Their Character.

Gourlay pianos are not merely first-class, they are something better. In their manufacture we have begun where others left off and have achieved something better than that hitherto regarded as the best.

Their Reputation.

Their reputation is due to the achievements of to-day—it does not rest upon the past or the labor and ability of a former generation.

Their Durability.

Structurally they are more nearly perfect than other first-class pianos and therefore more durable. Our experience with the world's best pianos has enabled us to test all methods of piano construction—Gourlay pianos are the embodiment of all those that have proved worthy.

Their Price.

Gourlay pianos are high-priced, and worth the price. But the price is neither prohibitive nor extravagant. Every dollar invested in one brings the largest dollar's worth in return.

Their Future.

Perfection is always relative and 20 years hence there may be a better piano than the Gourlay piano of to-day—but continued effort is a guarantee of quality and we shall therefore by keeping at it ensure that “the better piano” will also be a Gourlay.

We cheerfully mail free any of the following pamphlets from the Gourlay library on request.

The Gourlay Construction Catalogue.

The Gourlay Style Book.

Some Opinions of the Gourlay.

1000 Gourlay patrons.

GOURLAY, WINTER & LEEMING

188 Yonge St. Toronto

89975
12/8/08.

Five Thousand Facts About Canada

Arranged Alphabetically Under Subjects

EXPLANATORY NOTES

Most of the statistics are for the fiscal year of nine months from June 1, 1906, to March 31st, 1907.

Besides the facts given under such general heads as "Agriculture," "Trade and Commerce," "Wheat," "Western Canada," etc., additional figures are given under the heads of the different provinces.

The provinces are alphabetically grouped under the general head of "Provinces."

AGRICULTURAL.

(See also "Wheat.")

Canada's total grain production, 1906 (per Trade and Commerce Report) exclusive of Quebec, 415,038,654 bushels.

Of this, wheat, 125,515,491 bushels; oats, 205,161,861 bushels.

Ontario produced 194,000,000 bushels of grain—nearly one-half of total for Dominion; Manitoba, 130,000,000 bushels; Saskatchewan, 63,000,000; Alberta, 19,300,000; New Brunswick, 7,381,000; British Columbia, 2,688,000; Nova Scotia, 2,464,000.

45 per cent. of Canadians are engaged in husbandry.
63 million acres occupied in 1901.

87 per cent. of Canada's farmers owned their holdings
in 1901.

Canada had \$1,787,000,000 invested in agriculture in
1901. Of this, 1 billion was in land, 275 millions
in live stock.

Canada has 4 times as much invested in agriculture
as in manufacture.

Total value of farm property, lands and implements,
 $1\frac{1}{2}$ billions. (1901.)

Capital invested in natural product industries (1901)
\$1,909,116,580, viz., agriculture, \$1,787,102,630 ;
dairying, \$6,315,410 ; minerals, \$104,489,976 ; and
fisheries, \$11,208,564.

Value of natural products (1901), \$511,666,306, viz.,
agriculture, \$363,126,384 ; dairying, \$29,731,922 ;
forests, \$51,052,689 ; minerals, \$47,956,862 ; fisher-
ies, \$19,768,449.

Canada's Agricultural Department had nearly 48,000
farmers join in seed tests in 1906.

Canada's agricultural products, June, 1906-March,
1907, \$35,856,616 ; animal products, \$55,422,499—
total of 91 millions.

Exported to Great Britain : Agricultural products,
\$29,940,454 ; animal products, \$48,313,070—total of
78 millions.

Exported to United States : Agricultural products,
\$2,147,081 ; animal products, \$6,035,029—total of
8 millions.

Great Britain buys nine-tenths of Canada's natural
product exports.

Canada's sales to Great Britain, June, 1906-March,
1907 : 24,432,786 bushels wheat, worth \$19,566,017 ;
633,493 bbls. of flour, worth \$2,352,444 ; 64,591
tons of hay, worth \$655,259 ; \$300,350 worth of
agricultural implements ; 149,348 cattle, worth \$10,-
200,137 ; 35,233 sheep, worth \$227,186 ; 17,243,390
lbs. of butter, worth, \$3,805,925 ; 177,442,106 lbs.

of cheese, worth \$21,909,879; 2,434,508 dozen eggs, worth \$521,656; provisions, (meats, etc.) worth \$36,053,964; 933,769 bbls. of apples, worth \$2,511,195.

Canada's surplus of farm products for exports (agricultural and animal) has increased from 10 millions in 1879 to 91 millions in 9 mos. period, June, 1906-March, 1907.

Canada's value per head of agricultural products, 1901, \$77; U.S., \$62.

Average value in farm crops and fruits in Canada, 1901, \$10.33 per acre; U.S. (excluding sub-tropical products), \$9.41.

CHEESE AND BUTTER.

Aggregate value of Canadian cheese and butter exports for 1907, \$20,186,398.

Returns to the dairy farmer from season's exports to close of navigation were \$5,812,636 less than in 1906.

According to the Montreal Gazette's Annual, the Canadian farmer, allowing for the cheese still to be exported, received \$23,000,000 for the 1907 dairying operations, as against \$29,000,000 in 1906.

In the London market the ruling average price of cheese during the seven months of production of 1907, was 6ls., as against 50s. 6d. for 1906.

While imports of Canadian cheese into Great Britain show a slight falling off, and imports from New Zealand are increasing, Canada is still far in the lead, supplying within 34,911 tons of all of Great Britain's needs.

Canada's exports to the United Kingdom were 90,679 tons, or 5,205 tons less than last year. At the same time New Zealand's cheese exports to the mother country increased 2,727 tons. But New Zealand's total shipments were only 8,597 tons.

The imports of cheese into Great Britain are diminishing, and the most marked falling off is shown in the imports from the United States.

Out of total imports of 125,590 tons of cheese into Great Britain for year ending June 30, 1907, Canada sent 90,679 tons.

MILLING (FLOUR, ETC.)

Canada had, 1901, over 400 flour mills, employing not less than 5 hands each.

Capital invested, \$14,686,558; 4,251 employed; wages, \$1,985,991.

Ontario had 275 mills; Manitoba, 37; Quebec, 35; Maritime Provinces, 31; Saskatchewan and Alberta, 17; B.C., 2.

Flour exports, 1906-7, 1,092,123 bbls., value \$4,095,207; \$2,352,444 to British Isles, \$724,154 to Newfoundland.

Value of grain and grain products exported, 1906-7, \$33,584,491.

AREA.

Canada contains 1-3 of area of British Empire—3,744,695 square miles.

50 per cent. of area is not yet included in provinces.

Canada's 3 northern districts of Mackenzie, Ungava and Franklin are larger than China.

Canada has nearly a million square miles of practically unexplored area in the far north.

Canada extends over 40 degrees of latitude—equal from Rome to the North Pole.

63 million acres of Canada's area occupied, 30 million acres thereof improved. (1901 census.)

Canada's proportion of population is 1.72 to square mile. Australia 1; United States, 21; England and Wales, 558; British Empire (outside of India), 4.

Eighty per cent. of Canada's area lies north of Lake Superior; 20 per cent. east.

Only $3\frac{1}{2}$ per cent. of Canada's area is water.
 Canada is bounded by three oceans, its 13,000 miles coast line equals half circumference of earth.
 Canada is 3,500 miles across by 1,400 miles from north to south.
 Canada-U. S. boundary line is 3,000 miles long; 1,600 by land, 1,400 through water.
 Canada has enough land to give each person 400 acres.
 Canada is larger in area than the United States, including Alaska, by 128,211 square miles (with population of one-thirteenth).
 Canada is as large as 30 United Kingdoms and 18 Germanys; twice size of British India; almost as large as Europe.
 Canada is 18 times size of France, 20 of Spain, 33 of Italy.
 Britain's over-seas empire is 100 times the size of the motherland.
 Canada has 33 per cent. of Empire area, but only 1 1-3 per cent. of Empire population of 400 millions.

BANKS AND BANKING.

(See also "Financial.")

(From Government statement ending Dec. 31st, 1907.)
 Canada has 35 chartered banks, with 2,000 branches. 128 branches, 1868.
 Canadian banks have \$95,995,482 of paid-up capital; \$77,504,398 of bank notes in circulation; 50 million Dominion notes; reserve funds, \$70,901,232.
 Sixty years ago the 17 banks had six millions in circulation.
 Bank assets, 921 millions; liabilities, 743 millions.
 Assets have increased over 800 millions since 1868; trebled in ten years.
 Canada's Bank Act limits circulation to extent of paid-up capital.
 Capital of Canada's banks has increased 50 per cent.

in 10 years ; note circulation, over 100 per cent. in same period.

Bank clearings, 1907, (13 clearing houses), \$4,324,402,794 ; increase of nearly one million over 1905.

Montreal is Canada's greatest banking centre ; Toronto second ; Winnipeg third.

Canada has 472 branch banks in the Northwest ; only one at Confederation ; 131 in 1901.

Home Bank of Canada, paid-up capital, \$863,115 ; assets, \$6,421,489.

Bank of Montreal, capital originally \$350,000, now \$14,400,000 ; assets, 163 millions.

Only six banks in America or Europe have a larger capital.

Bank of Commerce, capital, 10 millions ; 5 millions more to be added ; assets, 111 millions. Rest account, 50 per cent. of capital ; deposits, 80 millions ; 35 branches, 1887 ; 177 in 1907.

Current loans in Canada, 556 millions ; other loans, 72 millions, or 628 millions in all.

Bank deposits in Canada, 559 millions ; trebled in ten years ; doubled in four years.

Canada has over 1,000 post office and government savings banks ; 209,563 depositors have nearly 62 millions on deposit.

28½ millions more in special savings banks, 40 millions in private banks, loan companies, etc.

Grand total savings of 690 millions—over \$100 per head, the highest record of any country in the world.

BONDS.

Canada sold \$82,635,740 worth of bonds in 1907. (Increase of 28 millions over 1900.)

England bought \$63,095,057 ; Canada, \$14,761,683 ; U. S., \$4,799,000.

These bonds represented : \$58,931,200 corporation ; \$14,430,540 municipal ; \$9,274,000 Provincial.

Municipalities have \$25,000,000 worth for sale.

Canadian Government bonds issued in 1907, \$9,274,000. England took \$8,900,000.

The lowest money rate of 1907 (six per cent.) was equal to the highest rate of 1906.

Great Britain took during 1907 nearly two and one-half times as many Canadian bonds as in 1906, and came well up towards the \$85,621,395 taken in 1905, the year of the Grand Trunk Pacific, and other large issues. This is especially gratifying as an indication of the continued increasing interest of British investors in Canadian securities.—E. R. Wood.

Great Britain has over 15 billion dollars invested abroad, South Africa gets 13.2 per cent, Australasia 0.4, Canada 4.1.

British investments in Canada have market value of \$1,275,264,000, and in U. S. \$2,240,000,000.

British investments in Canada have more than doubled in 10 years.

Canada's interest bill due Britain is about 60 millions.

BIG THINGS IN CANADA.

Canada has the largest consecutive wheat field in the world, 900 by 300 miles.

Canada has the most prolific and extensive sea fisheries in the world, as well as some of the greatest salmon rivers.

The largest grain mills in the British Empire, those of the Lake of the Woods Milling Co. at Keewatin, have a capacity of 10,500 barrels of flour in 24 hours.

Canada has the largest elevator in the world at Port Arthur—capacity seven million bushels.

G. T. P. will build a 12 million bushel one at Fort William.

Canada has the largest lift lock in the world—at Peterboro.

Canada will have the longest bridge span in the world at Quebec.

Canada has one of the largest single canal locks in the world, at Sault Ste. Marie.

Canada has the largest nickel mines in the world, and the largest single nickel producing mine in the Creighton.

Canada has the richest silver-nickel-cobalt deposits in the world at Cobalt.

Canada has the largest zinc smelter in the world, at Frank, Alberta.

The thickest known coal seam in the world—47 feet—has been found at Stellarton, Nova Scotia.

Canada's largest freight vessel, The Midland Prince, is 486 feet long.

Canada has one of the highest tides in the world—59½ feet in Noel Bay, Minas Basin, Bay of Fundy.

The C.P.R. 120-mile yard in Winnipeg is the largest in the Empire.

Canada has more than one-half of the fresh water area of the globe.

One of the largest collieries in the world is at Glace Bay, N. S.

Canada has the largest herd of pure bred buffalo left in the world, viz., nearly 600.

CANALS.

Canada has spent 116 millions on construction and enlargement and repairs of 72 miles of canals—over a million and a quarter a mile.

Canada has spent 446 millions on railways and canals.

Canada's canals are now free of tolls.

A much greater tonnage passes through the Sault canals than through the Suez.

Canada's Sault canal passes a tonnage greater than all Canada furnished a generation ago.

Georgian Bay ship canal will reduce distance from Georgian Bay to Montreal to 430 miles (thus saving two days)—300 miles less than present route via Lake Erie and St. Lawrence.

\$550,000 has been spent on survey of Georgian Bay Canal. Estimated total cost of a 21-foot canal, \$105,000,000.

The expansion of business on the canals of Canada in last 20 years is relatively larger than that shown by the railways during same period.

Of the great water highway from tidewater to the upper lakes, Canada holds the door. It is a great asset.—Hon. R. F. Sutherland.

Total canal tonnage, 1906, 10,532,185—largest in Canada's history. Doubled since 1900. Increase of 287 per cent. in 20 years.

Large increase in tonnage between Canadian ports; also between U.S. ports via Canadian canals.

Tonnage of 1906 represented 25,498 Canadian vessels (or passages); 7,319, U.S. Carrying capacity of each country about equal, however.

The recent expansion of freight business on Canadian canals has been relatively larger than that of Canadian railways.

Iron ore comes first in canal traffic; agricultural products 40 per cent. of total trade.

Traffic through Canadian Sault Ste. Marie canals, 1906, vessels, 5,680; freight tonnage, 6,359,124; passengers, 32,284.

Through U.S. canal, vessels, 16,475; freight tonnage, 33,789,793; passengers, 30,925.

Average number of vessels passing through two Soo canals, 1906, 88 per day.

EDUCATION.

First school opened in Canada at Quebec in 1632.

Education Act passed in Upper Canada in 1799.

Grammar schools founded in Upper Canada in 1807; common schools in 1816.

Canada had 16,144 public schools (1901), now 20,000. Canada's public schools attended by 1,105,714 pupils (1901); with 29,847 public school teachers.

Canada spent \$11,871,436 in 1901 on education.

Canada has 17 universities and 53 colleges.

These 70 educational institutions are attended by 15,000 pupils.

Eighty per cent. of all adults in Canada can write; 70 per cent. of all the people can read, or 85 per cent. of all over 5; 74 per cent. can both read and write.

Illiterates in Canada, 1891, 1.750 per 1,000; 1901, 1.266.

161 Rhodes scholars, Jan. 1, 1907; 24 from Canada; 79 from United States; 18 from Australia; 11 from Germany.

"In the capture of high honors, the Rhodes scholars from our Canadian colleges are well to the front."
—Dr. Parkin.

71 Canadian libraries helped by Mr. Carnegie to the extent of \$1,711,915.

Toronto University has an enrollment of 3,300, McGill University, 1,481; Queen's 1215; 567 in 1897-8. McGill and King's College, Toronto, founded in 1827; Upper Canada College in 1829.

First resolution for Empire Day observance passed by the Internal Management Committee of the Hamilton School Board, Ont., in December 2, 1897, on suggestion of Mrs. Clementina Fessenden.

FINANCIAL (See also "Banks").

Canada's credit has never stood so high.

Canada's revenue (consolidated fund), 1869, 11 millions, June, 1906-March, 1907, \$67,969,328.

Expenditure, 1870, 14 millions; June, 1906-March, 1907, consolidated fund and capital account, \$65,778,138.

While population has not quite doubled since 1867, the revenue has been multiplied by six.

Canada's public debt, March 30, 1907, \$263,671,859, a reduction of \$3,371,117 since June 1, 1906; \$40 per head; 1868, \$22.

Net rate of interest on public debt, 1906, 2.21.

Custom revenue, June, 1906—March, 1907, \$39,760,172; inland revenue, \$11,805,413.

It cost \$1,222,948 to collect customs revenue.

Canada's assets, \$116,294,966; liabilities, \$379,966,-826.

154 millions of imports, 1906-7, were dutiable, 97 millions free.

Canada's revenue, \$12.50 per capita, U.S., \$9.

Canada's total expenditures, 1868-1907, \$1,739,583,-162; receipts, \$1,490,471,009.

Britain's debt charge about \$3.14 per head; Canada's \$2.06.

Dominion notes outstanding, Oct. 31, 1907, \$61,241,-544.

Finance Minister's main estimates for 1908, \$119,237,-000.

Dominion subsidies to provinces, 1907-8, will be \$9,-035,472; increase of \$2,304,424 over previous years.

Nearly 50 per cent. of Canada's duties collected from imports from U.S.; 30 per cent. from Great Britain.

Railway subsidies, 1906-7. \$1,324,889; steamship, \$1,-227,560; bounties, \$1,581,944.

Railway subsidies, 1884 to date, 35 millions.

Cost of federal legislation, 1906-7, \$1,322,074, including House of Commons, \$769,195 and Senate, \$265,075.

Cost of civil government (Dominion), \$1,487,495.

FIRST THINGS IN CANADA.

Word "Canada" first recorded by Cartier, 1536-1537.

First census taken in Canada in 1665.

First colonization enterprise, 1605, when de Poutrincourt settled Port Royal with Europeans.

- Manitoba first settled in 1811 by 125 Scotch settlers under Lord Selkirk.
- The beaver first appeared as Canada's emblem on coat-of-arms granted by Charles I. to Sir William Alexander.
- First newspaper published in British North America was the Halifax Gazette, March 23, 1752.
- First French paper—Le Canadien—Nov. 22, 1806.
- First daily paper—Montreal Advertiser—in 1840.
- First Roman Catholic Bishop of Canada, M. de Laval, 1659.
- First Canadian cardinal, Arch. Taschereau, 1856.
- First Canadian Catholic church built at Port Royal, 1608.
- First Canadian bank (of Montreal) started in 1817.
- First steam railway built in Canada, 1836—from La-prairie to St. John.
- First steamer on the St. Lawrence river, 1809.
- First steamship to cross the Atlantic was the Royal William, from Quebec, in 1833.
- First C.P.R. steamer to reach Vancouver from Yokohama, June 14, 1887.
- First canals begun in Canada in 1779 along the St. Lawrence; first vessels passed through Lachine canal, 1825; present system on St. Lawrence opened in 1848.
- First railway bridge across the St. Lawrence, the Victoria, 1859.
- First C.P.R. train crossed continent, July 12, 1886.
- First cable message sent by Queen Victoria, August 5, 1858, Ireland to Newfoundland.
- Atlantic cable first laid to Canada, August 5, 1868.
- Canada's first telegraph line built in 1846 between Toronto and Niagara.
- First cable message, Canada to Australia, Oct. 31, 1902.
- First railway motor car, C.P.R. at Montreal, May 8, 1906.

- First wireless commercial message sent from Canada to Europe, Oct. 17, 1907.
- First copy of Toronto Globe issued, March 5, 1844.
- Northern Railway opened in Ontario, May 15, 1853, the first line in Ontario.
- Northwest Territory acquired by purchase, 1870.
- First iron forge built in Quebec at St. Maurice in 1739 by French government.
- First sod of Grand Trunk Pacific Railway turned at Fort William, September 11, 1905, by Sir Wilfrid Laurier.
- Cartier's first landing on Canadian soil, July 1, 1534.
- First permanent settlement in Canada at Quebec, 1608, under Champlain.
- First courts of law in Canada at Quebec in 1663.
- First French governor of Canada, Frontenac, 1672.
- First English Governor-General of Canada—Lord Dorchester—1768.
- First Governor-General after Confederation, 1867, Lord Monck.
- First government founded by the British in Canada, in Nova Scotia, 1719.
- First mail stages in Canada, between Montreal and Quebec, 1721.
- First Indian treaty, 1817; now 10 treaties.
- First use of postage stamps in Canada, 1851; post cards, 1871.

FISHERIES.

- Canada has the most extensive fisheries in the world, including 12,780 miles of sea coast line and innumerable lakes and streams.
- Canada's fishery industry produced, in 1906, \$26,279,485.
- Salmon, \$5,856,760; cod, \$3,471,186; lobsters, \$3,422,927; herring, \$2,704,596; mackerel, \$1,369,728.
- Canada exported, in 1906, \$12,585,808 worth of fishery products.

Canada has 88,421 men employed in the fishing industry.

Canada's fishery equipment is worth \$14,555,565, with 7 million fathoms of nets.

Nova Scotia comes first in fishing industry, British Columbia second, New Brunswick third.

Canada has 34 fish-breeding establishments and breeding ponds; 800 million fry distributed, 1906; 76,104 fishermen used 41,073 boats in 1906.

Total value of fisheries in Canada, 1869-March 31, 1907, 651 millions. Cod, first, 139; salmon, 96; lobsters, 83; herring, 75; and mackerel, 47.

Nova Scotia leads with 254 millions, New Brunswick 123 millions, British Columbia 105 millions.

Fishing bounties paid, 1882-1906, \$3,949,701.

Government fishery expenses, June, 1906-March, 1907, \$693,685, including fish culture, \$118,681; protection service, \$204,837; bounties, to deep sea fishermen in Maritime Provinces, \$159,015.

Product of sardines, 1906, \$514,916; eels, \$128,217; oysters, \$194,855; clams, \$398,634.

Value of bait used, 1906, \$544,453.

Canada's lobster plant valued at \$1,426,300, with 700 lobster canneries. Product, 1906, 10 million cans.

Canada maintains three biological stations in New Brunswick, Georgian Bay and Vancouver Island.

U. S. fishing fleet paid Canada, 1906-7, \$4,134 as *modus vivendi* fees.

Fur seal skins caught, (B.C.) 1906, 10,368, value, \$316,224; hair seal skins, 39,262, value, \$45,228; Beluga skins, 193, value, \$772; total value, \$362,224.

Sealing fleet of sixteen vessels, valued at \$393,000.

77 salmon canneries on Pacific coast (1906), valued at \$1,757,000; employed, 14,665. Production, 51 million pounds, valued at over 5 millions.

Canada's fisheries' outside staff numbers nearly 1,000.

FORESTRY.

Dr. Robt. Bell estimates Canada's forest area at 2,600,000 square miles, or 1,657,600,000 acres, of which over half may be in pulpwood.

Dr. Fernow, Faculty of Forestry, University of Toronto, estimates Canada's forest area, if looked at from manufacturers' or commercial point of view, at 300 million acres, or one-half of that of U. S.

Forest area of various countries compared with Canada: Canada, 1,657,600,000 acres; United States, 500,000,000 acres; Russia, 812,600,000 acres; Austria-Hungary, 93,000,000 acres; Sweden, 49,000,000 acres; Norway, 17,000,000 acres; France, 23,000,000 acres.

Canada has the largest forest area of any country in the world, and has also a far greater aggregate of water power than any other country. Considering the relation of forests to water powers the conservation of the former becomes the gravest problem in the whole range of our material life.—Pulp and Paper Magazine of Canada.

Canada has 120 species of native trees.

Canada has over 20 million acres set apart as forest reserves, among which are: Ontario, 11½ million acres; Quebec, 1,620,000 acres; Manitoba, 2,289,787 acres.

Two Rocky Mountain parks and Dominion Government areas, 3,450,720 acres.

Canada's forestry department has distributed 8,471,092 trees to 3,328 settlers.

IMMIGRATION.

1907 was Canada's record year in immigration, viz., 277,376 for calendar year—increase of 61,464 over calendar year 1906. Net increase 23 per cent.

Of the 277,376, 220,825 came from Britain and Europe; 56,551 from U.S. Increase of 15 per cent. from ocean ports; decrease of 11 per cent. from U. S.

75 per cent. of 1907 arrivals settled in the Canadian West.

Canada has received 1,119,982 immigrants in ten years (to Dec. 31, 1907), viz., 790,822 from British Isles and Europe; 329,160 from U.S.

These 329,160 U.S. settlers brought in 115 millions in cash and settlers' effects, estimated at \$350 per head.

75 per cent. of 1907 arrivals and 70 per cent. of arrivals for 10 years were English-speaking.

More than half the emigrants who left England, 1906, went to the colonies.

It costs Canada about \$5 per head to bring in and locate immigrants.

Canada will, it is estimated, receive 300,000 immigrants in 1907.

Each immigrant is said to be worth \$1,000 to Canada.

58 different nationalities and countries are now annually represented in Canada's immigration coming from five continents.

Canada has 70,000 Galicians. The first ten families arrived in 1894.

Canada has between 9,000 and 10,000 Doukhobors, living in 61 villages.

They have 49,429 acres under cultivation and own 6,314 cattle, 1,393 horses and 2,866 sheep.

Canada has 7,000 Mormons, 20,000 Mennonites, 20,000 Hungarians.

Salvation Army brought in 16,000 immigrants in 1907.

3,258 child immigrants came from Great Britain in 1906. There were 11,374 applications for children for adoption.

British Isles immigration for last ten years has exceeded that from U.S.

The immigrant arrivals of 1907 averaged 5,334 per week, or 760 per day.

- Sir Wilfrid Laurier : "2,300,000 people will have settled in Canada from 1901 to 1911."
- Lord Strathcona : "At end of 20th century Canada will have a population twice as large as that of the British Isles."
- If this prophecy is fulfilled, Canada will be the dominating state in the Empire.
- In 1903, 42 per cent. of inhabitants of Western Canada were either foreign or children of foreign-born parents. This percentage is now being lowered.
- In 1906, for first time in history of Great Britain, the number of British immigrants for Canada exceeded number who entered United States.
- 70,690 foreigners have taken out naturalization papers in Canada, including 9,243 in 1906, and 6,665, Jan.-June, 1907.
- Asiatic arrivals, Jan. 15, to Dec. 15, 1907: Chinese, 1,325, of whom 1,152 remained in B.C.; Japanese, 7,358, 7,357 remaining; Hindoos, 2,046.
- Total Asiatic population in Canada estimated at 30,000, including 10,000 Japanese, 2,000 Hindoos, 18,000 Chinese.
- Receipts from Chinese poll tax, June, 1906-March, 1907, \$43,094.
- Immigration cost, 1906-7, (9 mos.), \$611,200; immigration estimates, 1907-8, (12 mos.), \$920,000.

INSURANCE.

(To end of 1906.)

- Life insurance in force in Canada, 656 millions; 768,048 policies; premiums, \$22,378,730. (Canadian Cos. 14 millions, British 1½, U.S. 6 2-3.)
- Of the 656 millions, 421 millions are held by Canadian companies; 187, U.S.; 45, British.
- There are 93,705 Canadian policy holders in U.S. life companies. Decrease of 7,528 over 1905.
- 203,560 new policies issued, 1906. (Canadian Cos., 103,972; U.S. Cos., 97,484; British Cos., 2,104.)

Amount of life insurance, 1906, 101 millions. (Canadian Cos. 67 millions, U.S. 29 millions, British 4 2-3- millions.)

Since 1875, Canadians have paid nearly 100 millions as premiums to United States companies.

54 life companies do business in Canada. (24 Canadian, 16 U.S., 14 British.)

Total assets of Canadian life companies, 114 millions; liabilities, 103 millions.

Assets of British companies in Canada, 23 millions, liabilities, 15 millions.

Assets of American companies in Canada, 42 millions; liabilities, 39 millions.

FIRE INSURANCE.

Fire insurance in force in Canada in 42 companies, 1 billion, 444 millions. Net cash premiums, 1906, 14 millions.

Total paid to policy holders by all companies, 1906, 13 millions; premiums, 27 millions.

Total of life insurance in Canada, 1875-1906, \$1,433,311,149; premiums, \$293,543,184.

17 British companies have 855 millions in fire insurance in Canada; 15 Canadian, 354 millions; 11 U. S., 234 millions. Fire insurance business in Canada has increased tenfold in 37 years.

Fire insurance premiums in 37 years, 230 millions. Net losses paid same period, 152 millions.

Of the 230 millions, 179 millions left Canada in payment of premiums to British and foreign companies.

Net fire losses paid, 1906, \$6,558,054; premiums, \$14,711,058.

Assets of 15 Canadian fire companies, \$9,757,319; liabilities, \$7,561,418.

Assets of 17 British companies, \$22,256,845; liabilities, \$7,748,474.

Assets of 11 U.S. companies, \$2,888,262; liabilities, \$2,011,298.

OTHER INSURANCE.

- 10 guarantee companies have a business of 51 millions.
- 13 Canadian accident, sickness, guarantee, plate glass, etc., companies have assets of \$3,203,634; liabilities, \$1,022,990; premiums, 1906, \$1,436,551; losses paid, \$633,714.
- Imperial Guarantee and Accident Insurance Co. of Canada issued 7,423 policies in 1907 for \$20,241,334; premiums, \$149,568. One million capital subscribed; \$200,000 paid up.
- 17 accident companies have policies of 171 millions.
- 13 employers' liability companies have net insurance of 34½ millions.
- 116 insurance companies are licensed to do business in Canada.
- 81 building societies, loan and trust companies have 53 millions of paid-up capital; reserve fund, 16 millions. Deposits, 23 millions; loans, 175 millions; assets, 232 millions; liabilities, 232 millions. Dividends, 1906, \$3,022,924.

LABOR

"The general tendency of wages in 1906 was in a marked degree upward."—Report of Deputy Minister of Labor.

During calendar year 1906, 17,446 skilled workpeople in Canada received wage increases aggregating \$12,741 per week, with weekly decrease in hours of employment aggregating 7,958.

Number of employees involved in trade disputes, 1907, 34,694; 1906, 26,014; 1905, 16,329.

17 strikes and lockouts, and 138 disputes, 1906.

50 of the disputes ended in favor of the employers; 41, employees; 23, compromised.

Reported fatalities to work people, 1906, 1,107; 1905, 931. Injured (so as to impair industrial efficiency) 1906, 2,745; 1905, 2,414.

Of 692 disputes, 1900-1906, employers were successful in 244, and employees in 214, 166 compromised. Aggregate loss of time through strikes, etc., 1906, working days, 490,400 ; 284,140 in 1905.

In Canada, a railway system of 20,000 miles represents 252 deaths to employees ; in Great Britain a system 23,300 miles represents 399 deaths to employees ; in the United States a system of 212,349 miles represents 3,361 deaths to employees.

51,779 workmen in Canada belong to international unions. Of these 32,997 are affiliated with Dominion Trades and Labor Congress.

New unions formed, 1,906,154 ; dissolved, 85.

41 interventions, under Conciliation Act, 1900, between 1900-1 and 1906-7.

Wage earners in 1900, 339,173 ; 1905, 392,530.

Salaries and wages paid in 1900, \$113,249,350 ; 1905, \$165,100,011.

Increase in average wage for employee of \$90.74, from \$329 to \$419, or 27 per cent.

Value of products per employee, 1900, \$1,398 ; 1905, \$1,832 ; increase of 31 per cent.

In 1890 the average wage per employee was less than in 1905 by \$128, and average product less by \$477.

While number of employees has increased by 13 per cent. in five years, the total amount produced has increased by 48 per cent.

Assuming a wage earner as a representing a family of 4 on an average, 1,565,948 or $\frac{1}{4}$ of population are dependent upon manufacturing.

MANUFACTURERS.

(See also "Labor.")

Canada had, 1905, 292 different kinds of industries ; 1900, 264.

Census of 1905 had 15,796 reported industrial establishments.

One-fourth of Canada's population are dependent upon manufactures for a livelihood.

Capital employed in manufacturing industries, 1900, \$446,916,487, 1905, 846,585,023—increase of 90 per cent, average per establishment of \$53,594.

Value of Production, 1900, \$481, 053,375, 1905, \$718,-352,603—increase of 50 per cent.

Canada exported, June, 1906-March, 1907, \$21,495,001 in manufactures:—\$7,924,107 to U.S., \$5,036,956 to Great Britain, \$6,126,925 to other countries.

It is estimated that 100 millions of U.S. capital is invested in Canada.

Canadian banks had on loan, Dec. 31, 1907, 628 millions—mostly to manufacturers.

Value of manufacturing products per head, 1905, \$115. 20 branches of manufacturing industries had capital investments, 1905, of 10 millions and over.

Timber, lumber and their manufactures represent capital of 148 millions, metals and products (other than steel) 104 millions, food products, 88 millions, textiles, 73 millions, iron and steel products, 60 millions.

Ontario increase in manufacturing, 1900—1905, 51 per cent., Quebec, 26.7, British Columbia, 94.7, Nova Scotia, 38, New Brunswick, 5.5, Manitoba, 113.8, and Alberta and Saskatchewan, 287.7.

Montreal comes first among cities in capital and products, Toronto second, Hamilton third, Winnipeg fourth.

81 manufacturing establishments had annual production in 1905 of over a million dollars each, as compared with 39 in 1901.

Canada imported, 1906-7, in machinery and other manufactures of steel and iron and steel rails, \$41,893,000.

MARINE (including Navigation).

(See also "Canals".)

Canada ranks 10th in list of ship-owning countries.

Canada had, Dec. 31, 1906, 7,512 vessels registered; increase of 187 over 1905.

Tonnage of above, 654,179; ditto of steamboats, 1,029,442.

Averaging value at \$30 per ton, total value of registered tonnage, \$19,625,370.

Canada built, 1906, 397 vessels; tonnage, 21,741. Estimated value at \$45 per ton, \$978,345.

Canada's shipping, 1906, totalled 81 million tons, 16 millions sea-going; 64 millions coasting and inland tonnage.

Canada has 901 light stations and ships, and 4,250 buoys.

Canada has 32 life-saving stations.

Canada has 2,810 steamboats registered.

Canada has a government fleet of 59 craft.

Canada has a government fleet of 59 craft, steamers, cruisers, dredges, etc.

Canada conducted (1906) 8 marine schools, attended by 2,251.

Canada has 423 meteorological and magnetic service stations.

Canada paid, June 1, 1906-May 31, 1907, \$1,128,870 for steamship subsidies.

Canada's Marine Department took over Halifax dockyard (valued at 3 millions) Jan. 1, 1907.

By taking advantage of tides, there is now a 30-foot depth of channel from Montreal to Father Point (340 miles) at lowest stages of St. Lawrence levels.

Canada has spent 10 millions all told on the above ship canal.

Canada spent, June, 1906-March, 1907, \$3,637,569 on its departmental marine service.

38 vessels were lost on the Great Lakes, 190\$, (Canada and U.S.), Loss, \$1,692,000.

Canada's Mackenzie River is, with its tributaries, 2500 miles long—equal to distance from Liverpool to Halifax, and drains a region three times as large as France.

Canada has a continuous waterway of 2,381 miles— from mouth of St. Lawrence to head of Lake Superior.

The St. Lawrence System is 740 miles long and has 4000 miles of connected navigable waters and canals.

Canada has 6,000 miles of waterways from the St. Lawrence to the Mackenzie, with only 150 miles of a land break.

The distance from Halifax to Vancouver is greater than from London to Halifax.

The Saskatchewan is 1600 miles long, the Columbia 1400, the Churchill 1000, the Fraser and the Red river each 650 miles.

The Saskatchewan basin is as large as that of the St. Lawrence.

MILITIA AND DEFENSE.

Canada has a militia force of 46,000.

Permanent force, 4,831, including 281 officers and 4,553 non-commissioned officers and men.

Europe has 3,800,000 soldiers and spends 1½ billions a year on war equipment.

Britain has standing army of 220,000 soldiers, and 127,000 sailors.

Canada's force can be expanded to a war strength of 100,000 as a first line of defence.

Canada has 300 rifle associations, 22,000 members.

Canada has 639 Mounted Policemen.

They are subdivided into 12 divisions, with 154 detachments, from Hudson's Bay to Rocky Mountains. From United States boundary to Arctic Ocean.

Canada sent 8,372 men to South Africa during the Boer war. Of this number 224 died and 252 were wounded.

Canada has provided a memorial for every Canadian's grave in South Africa.

Strathcona's Horse numbered 597. A permanent Strathcona Horse has been established in the West.

Canada expended \$2,830,000 in sending the 8,372 men to South Africa.

Canada will hereafter maintain the defences at Halifax and Esquimault, at a cost of 2 millions a year.

Canada's total military and defence expenditure, estimate for 1907-8, \$7,252,600, viz., Militia Dept., \$5,202,600; Mounted Police, \$750,000; capital account, \$1,300,000. ...

Canada will spend, 1907-8, \$1.10 per head for military purposes, as against \$7.10 in England, \$7.80 in France, \$6.65 in Germany, \$2.35 in U.S.

The Royal Canadian Dragoons have a strength of 389, the Mounted Rifles 774, the Horse Artillery 410, the Garrison Artillery 1,021, the Engineers 393, the Royal Canadian Regiment 1,258, the Permanent Army Service Corps 152, the Permanent Army Medical Corps 154, the Ordnance Stores Corps 214, the Canadian Army Pay Corps 34 and the Corps of the Military Staff Clerks 35.

MINING.

All the valuable minerals are found in Canada.

Canada's mineral production in 1906 reached 80 millions; metallic, a little more than one-half; non-metallic, a little less than one-half.

Canada's mineral exports reached \$26,191,955, June, 1906-March, 1907.

Canada has produced in the last 23 years, 700 millions' worth of minerals.

Canada ranks high among the world's gold producing countries. Total production to date, 250 millions.

Canada produced, in 1906, 12 millions in gold; Yukon \$5,600,000; rest of country, \$6,423,932.

Canada sent 24 millions' worth of raw minerals to U. S. in 1906-7.

British Columbia has produced over 100 millions in gold; 6 millions in 1907.

Canada's Yukon gold-field is 125-000 square miles in area. Total production since 1896, 117 millions, 64 millions estimated still to be taken from the gravels.

Canada's mineral production has increased over 600 per cent. since 1886.

Over 100 millions invested in Canadian mining. (1901) Nickel accidentally discovered in Sudbury in 1882.

Canada has produced nearly 50 millions' worth of nickel.

Canada has the greatest nickel deposits in the world. Canada produced \$3,839,419 in nickel in 1906, or \$9,-107,500 value of refined products at foreign refineries.

Sudbury's nicker mines have reached depth of 1,200 ft. 57 per cent. of the world's output of nickel comes from Sudbury; 43 per cent. from New Caledonia.

Canada has the richest asbestos and corundum deposits in the world, and supplies 85 per cent. of world use of corundum.

Canada produced over 19 millions' worth of coal in 1906; annual coal production 10 million tons.

Canada has 100,000 square miles coal-bearing lands. The Crow's Nest coal beds are estimated to hold enough coal to last for 5,000 years if mined at the rate of 4 million tons a year.

Mineral bounties paid, June, 1906-March, 1907, \$1,-581,944, including pig iron, \$385,231; steel, \$575,-259; manufactures of steel, \$338,999.

10 millions have been paid all told in iron, steel and lead bounties. They will be continued until 1911.

Canada has 14 blast furnaces and 18 rolling mills.

Nine-tenths of Canada's mineral regions not yet explored.

Canada's pig iron production, 1906, 541,957 tons ;
Jan.-July, 1907, 270,100 tons. Increase in 13
years, 100 per cent. per year.

Silver Islet mine produced $3\frac{1}{4}$ millions ; 1868-1884.

Canada's copper production, 1906, 10 millions ; silver,
\$5,700,000.

Britain's coal production, 1906, 251 million tons ;
U. S., 370 million ; Germany, 135 millions. Brit-
ain's production per capita, $4\frac{3}{4}$ tons ; U. S., 4 1-3
tons.

1887, per capita consumption of coal in Canada, $\frac{3}{4}$ of
a ton annually ; 1890 over a ton ; 1906, nearly 2
tons, or 14,685,800 tons.

Canada exported, 1906-7, \$3,336,402 worth of coal,
and imported \$8,073,126 worth.

MISCELLANEOUS.

Canada is 41 years old, dating from Confederation.

Canada is 149 years old, dating from British conquest
of 1759.

Canada is 373 years old, dating from Cartier's first
visit of 1535.

Quebec is 300 years old, Montreal 266, Halifax 160,
Toronto 115, Victoria 63, Vancouver 27, Winnipeg
38.

Hudson's Bay Company is 241 years old (1667). It
is Canada's oldest joint stock company.

Of the 33 Fathers of Confederation, only 2 survive ;
Sir Charles Tupper, Hon. A. A. Macdonald. U. S.
had 35 "Fathers."

Of the 48 colonies of the Empire, Canada leads.

Canada was the first colony to ask for and receive
self-governing powers.

Canada was the first colony to form a Confederation.
The British North America Act is Canada's Magna
Charta.

Colonial conferences have been held in Ottawa, 1894,
and in London, 1897, 1902 and 1907.

Canada has 735 legislators, federal and provincial.

Forty-two extradition treaties of Great Britain apply to Canada.

Canada has had 114 Governors-General, 1534-1908.

The British flag was raised on Ellesmere Land, 1904, 1,200 miles north of the U.S. boundary.

Over 1 million ballots were cast in last Dominion election.

Ten general elections since Confederation. Six Premiers of Canada and eight Cabinets since then.

Canada had, 1901, 16,695 of unsound mind, 6,174 deaf and dumb, 3,279 blind—total, 26,148.

Canada has 152 hospitals, 129 homes, 300 convents, 45 houses of industry, and 22 industrial schools.

Canada had (1901) 1,219 newspapers and periodicals: Ontario, 677; Quebec, 195; Manitoba, 99; Nova Scotia, 87.

The Canadian Press Association has 350 members.

Canada has 7 peers, 4 baronets, 2 G.C.M.G.'s, 22 K.C.M.G.'s, 17 K.B.'s, 46 Companions and Members of the Orders of Knighthood.

There is only one distinctively Canadian peer—Baron de Longueuil.

40,000 United Empire Loyalists entered Canada from 1784 on.

Compensation to Japanese in Vancouver for losses, 1907, \$10,775.

Canada has 17,000 commercial travellers.

150 members of the Canadian House of Commons have been unseated since Confederation.

The present House of Commons has 65 lawyers, 50 are in commercial life; 19 are doctors; 14 journalists; 25 farmers.

41 Canadian cities spent \$58,140,294 in new buildings in 1906.

Foreign countries are represented by 400 consuls in Canada.

Capital of companies incorporated by Dominion, 1906, 575 millions.

POPULATION.

(Based on Census of 1901.)

Canada's population, 1901, 5,371,315.

Canada's population by first census of 1665 was 3,251; 1698, 13,385; 1739, 42,701.

Canada's population in 1763 was 70,000; 1784, 113,012; 1814, Upper Canada, 95,000, Lower Canada, 335,000.

Canada's population, 1867, 3½ millions.

Canada's population estimated by Census Bureau on April 1, 1907, at 6,504,900, increase of 1,133,503 in 6 years.

If the present growth is kept up the population of Canada will be over seven and a half millions when the next census is recorded in 1911.

Canada began 20th century with same population as the United States began the 19th.

Canada has over 40 countries and nationalities represented in her population.

Canada is adding to its population every year by immigration a number equal to Toronto's population.

Canada has more than one-half of the white population of all Britain's colonies.

Canada has enfranchised 25 per cent. of her population.

Canada has 87 per cent. of Canadian-born people; 4,671,815; 8 per cent. of British-born people, 405,815; or 95 per cent. of British-born subjects, 5,077,698 (1901).

Canada has only 5 per cent. of foreign-born people; 293,617.

55 per cent. of Canada's foreign-born population are naturalized.

Canada's population, 1901, 73 per cent. rural; 26 per cent. urban.

Canada had, 1901, 61 centres of 5,000 population and over, 31 of population of 10,000 and over.

Canada's centre of population is near Ottawa, and is moving west.

Canada's western population 50 years ago, 8,000. Today over 1 million.

Canada's western population is 75 per cent. British and Canadian born ; 25 per cent. foreign born.

Population of three prairie provinces, 1906, 805,000 ; 5 years ago, 419,000—increase, 92 per cent.

One out of every $3\frac{1}{2}$ in Canada is of French descent, or 1,649,371 out of 5,371,345 (1901).

Quebec Province has 1,322,115 of French descent and 200,000 British (1901).

Ontario has 150,000 of French descent ; the West, 10,000.

French-Canadians have been doubling every 27 years since 1763.

U. S. census of 1900 shows 1,181,255 from Canada, or 2,600,000, including those with one Canadian parent.

U. S. population in 1800, 25 times as large as that of Canada ; in 1904, only 13 times as large.

11.4 per cent. of U. S. foreign population (1900) is Canadian.

In 50 years 3,250,000 Canadians have gone to U. S.

300,000 Canadians are engaged in business or professional pursuits in U. S.

Canadian emigration to the U.S. increased from 6.6 per cent. in 1850 to 11.4 per cent. in 1900.

Density of population to square mile ; Prince Edward Island, 51.6 ; Nova Scotia, 22.3 ; New Brunswick, 11.8 ; Ontario, 9.9 ; Quebec, 4.8 ; Manitoba, 3.9 ; British Columbia, 0.4.

If Canada were as thickly populated as the British Isles, it would have over a billion people.

England and Wales have 19,000 Canadians ; Australia, 3,000 ; New Zealand, 1,500 ; Alaska, 2,000.

Lord Strathcona predicts that Canada will have 80 millions by the year 2,000.

From 1890-1900, rural increase of Canada's population was $1\frac{1}{2}$ per cent.; in cities and towns, $31\frac{1}{2}$ per cent.

J. J. Hill predicts that Canada will have 50 millions 50 years hence.

Canada had in 1901 1,070,747 families, living in 1,068,951 houses.

Nearly 50 per cent. of the inpouring population and 80 per cent. of the inpouring capital into Canada comes from the United States.

POST OFFICES.

Canada has 11,377 post offices, as against 3,638 at Confederation.

Ontario has 2,532, Quebec 2,121, Nova Scotia 1,897, New Brunswick 1,310, Canadian West 2,072. Increase of 2,186 post offices in 10 years.

Letters mailed, 1868, 18 millions; 1907, 288 millions.

Increase of letters and post cards, 1907 over 1906, $12\frac{1}{2}$ per cent.

Post cards mailed, 1907, $28\frac{1}{4}$ millions.

Money orders issued, 1907, value \$47,929,299.

Newspapers, books and parcels mailed, 1906-7, 60 million pieces.

Canada's postal surplus, 1907, \$1,082,301.

Postage stamp issue, June, 1906-March, 1907, \$5,964,347.

236 new post offices were opened, June, 1906-March, 1907.

Canada was the first colony of the Empire to have a penny post.

Post Office Department estimates for 1907-8, over 6 millions.

Estimated additional number of British periodicals sent into Canada under reduced rates of 1907, between 5 and 6 millions.

PROVINCES.

ALBERTA

Population of Alberta, 1906, 185,000; 1871, 10,000.

Alberta has area of 253,540 square miles, less than 7 per cent. of Canada's area.

Alberta is double the size of Great Britain, larger than Germany, and as large as France.

Alberta is 700 miles from north to south, with an average width of 280 miles.

Calgary's building permits, 1906, \$2,245,000.

Calgary's bank clearings, 1907, \$69,745,006; Edmonton, \$45,716,792.

Alberta has 850 public schools (70 graded).

Albertan government will establish fruit experimental stations.

Value of furs received at Edmonton, 1906, over 1½ millions.

Edmonton building permits, 1906, \$1,866,969—more than double 1905.

Alberta will now have seven members of the Dominion Parliament.

Alberta has 30,211 farms, 225,534 horses, 950,000 cattle, 154,266 sheep, 114,623 swine. (Census 1906.)

Alberta's wheat sown area, 1907, 255,025 acres; oats and barley, 430,777 acres.

Alberta received first prize at Portland Fair for winter wheat.

Alberta produced 3,966,020 bushels of wheat in 1906. Average yield, 1906, spring wheat, 22.75; winter, 23.34 bushels per acre.

Alberta's total grain yield, 1906, 19,333,266 bushels.

Alberta government has 500 miles of telephone line.

Alberta's cattle export shipments, 1901-7, 336,389 head.

Banff Park has 143 animals, including 79 buffalo, 15 moose, 11 elk.

28,735 visitors were recorded at Banff, 1906-7.

Ernest Thompson Seton estimates that 60 million buffalo once roamed over the western plains.

Only 1,697 buffalo now living, including 1,297 in captivity.

Canada recently bought 500 pure blood buffalo from Montana owners. Some are corralled at Lamont, near Edmonton.

BRITISH COLUMBIA.

British Columbia is Canada's largest province, 400 by 700 miles in area, or 10 per cent. of Canada's total area.

British Columbia is equal to 24 Switzerlands. It has 200,000 square miles of mountains, (Switzerland 16,000).

British Columbia has 7,000 miles of coast-line—equal to distance across Canada and return.

British Columbia is larger than British Isles, Denmark, Switzerland and Italy combined.

British Columbia equals in size Manitoba, Ontario and Maritime Provinces combined.

"British Columbia is not a sea of mountains, but a world of valleys."—Byron E. Walker.

British Columbia has produced over 100 millions in gold since first found in 1858 ; gold yield, 1907, 6 millions.

British Columbia's fishery yield, 1906, \$7,003,347 ; total fishery yield, 1870,1906, 105 millions.

There are 77 salmon canneries.

Capital invested in fisheries and sealing, \$4,591,560.

15,535 were employed, 1906, in fisheries and seal hunting.

Seal catch, 1906, 10,368 ; value, \$319,374.

British Columbia's sea fisheries among most prolific in world, with sheltered spawning and feeding grounds of 10,000 square miles.

All the great salmon rivers on Pacific slope have their rise in British Columbia.

British Columbia has 628 mining companies.

British Columbia's mining products, 1906, 24½ millions.

Mining population of British Columbia is three-fourths of miners of all Canada.

British Columbia's total products of mines, forests, farms and fisheries, year ending June, 1906, 50 millions.

British Columbia's total products since 1864, 500 millions (250 minerals, 150 lumber, 100 fish).

British Columbia's trade is largest in world per head of population.

Total trade, 1904, 28 millions; 1905, 29 millions; 1906, 30 millions.

Of 1,275 failures in Canada in 1106, only 76 in B. C. 3,000 vessels entered port of Vancouver, 1906.

First shipment of Alberta wheat from a B. C. port 1906.

British Columbia has the greatest area of merchantable timber in the world. It has 150 lumber and shingle mills.

459 manufacturing establishments. Capital, 53 millions; products, 38 millions; employees, 23,748; wages, 11 millions. (1905.)

Vancouver's bank clearings, 1907, 191 millions; Victoria, 55 millions.

MANITOBA (including Winnipeg).

Dominion Government school lands sale, 1907, of 125,086 acres, brought \$12.20 per acre. A similar sale of 11,801 acres in Saskatchewan brought \$14.67 per acre.

Manitoba has 2,289,757 acres in six forest reserves.

Manitoba has 3,500 miles of railway. First railway operated in 1878.

Manitoba has 1,872 public schools, 9 high schools, and 3 collegiate institutes. School population, 1905, 73,512.

45.260 people occupied 15,889,832 acres, 1905.

Manitoba has 5 million acres under cultivation and 20 millions uncultivated; one million of which is open to homesteaders.

Population in 1871, 25,228; in 1906, 360,000; birth rate, 1891, per 1,000, 23.53; 1906, 72.514.

Average production, 1906, wheat, 20.16; oats, 40.09; barley, 32.06; flax, 11.06 bushels.

Manitoba's percentage of cultivated to arable land, 20.39 per cent.

Manitoba's total grain crops, 1907, 99,010,285 bushels: Wheat, 2,789,553 acres, 39,688,266 bushels; average 14.22 per acre; oats, 1,213,596 acres, 42,140,744 bushels, average 25.7; barley, 649,570 acres, 16,752,724 bushels, average 25.7; flax, rye and peas, 33,628 acres, 428,549 bushels.

Area prepared for crop of 1907, 2,323,949 acres; for 1908, 1,843,016 acres.

Expended on new farm buildings, 1907, \$1,735,825; 1906, \$4,515,085.

Dairy products, 1907, \$1,217,582.

Insurance and loan companies have 46 millions invested in Manitoba—increase of 106 per cent. over 1902.

Fire insurance premiums, 1906, \$1,823,790; life, \$1,696,271.

Manitoba's customs receipts, 1906-7, \$3,826,632.

WINNIPEG

The first white man who looked upon the site of Winnipeg was a native-born Canadian, Pierre Gaultier de Varennes, afterwards Sieur de la Verandrye, who, with five of his men, paddled for two days in their canoes from the mouth of the Red River and on September 24, 1738, made their camp at the point where the Assiniboine river enters the Red, and which for years became known in the geographical descriptions of the west in the earliest days as The Forks.

Population, 1870, 215; 1902, 48,411; 1907, 111,729.

Winnipeg is near the centre of the Dominion geographically.

Assessment, 1901, \$26,405,770; 1907, \$93,825,960.

Building permits, 1901, \$1,708,557; 1907, \$6,455,350.

No. of buildings, 1901, 796; 1907, 2,830.

Bank clearings, 1901, \$106,956,720; 1907, \$599,667,516.

Customs return, 1901, \$975,888; 1906-7 (9 mos.), \$3,144,554.

Inland revenue, 1901, \$537,958; 1906-7 (9 mos.), \$1,027,632.

Miles of graded streets, 409; sewers, 140; water mains, 148.

Winnipeg has 18 banks, with 40 branches.

Winnipeg has 11 parks, of 321 acres.

Winnipeg has 102 churches, 28 schools, 18,940 pupils, and 45 newspapers.

Winnipeg has 180 firemen and 90 policemen.

Winnipeg has the largest railway yard (C.P.R.) in the world controlled by a single corporation.

C.P.R. has 3,600 on its pay roll in Winnipeg.

Winnipeg, 35 years ago a Hudson Bay trading post, now ranks fourth in Canada's industrial centres: Capital, 1905, 20 millions; output, 19 millions; increase of 125 per cent. in 5 years; 144 factories and shops, employing 12,000.

Winnipeg Manufacturers' Association third largest in Canada.

Winnipeg's wholesale turnover exceeds 90 millions annually.

Winnipeg is the greatest grain market in the British Empire.

MARITIME PROVINCES.

Maritime Provinces are nearly as large as England and Wales. Population, 893,953.

Sea coast line from Bay of Fundy to Straits of Belle Isle, 5,600 miles, double that of Britain.

Deep sea fisheries received \$446,014 as bounty in 1906, or \$3,949,701 since 1882.

Value of fishery yield, 1870-1906, totals over 400 millions.

NEW BRUNSWICK

1,087,626 acres in crop, 1907—increase of 182,831 over 1901.

24.69 acres in crop, 1907, for every 100 acres occupied, compared with 10.31 in 1901.

Increase in 1907 over 1901 of 22,714 cows, 69,920 sheep and 46,848 swine.

Value of fishery products, 1906, \$14,905,228 ; 14,477 engaged in fisheries, and 5,025 in 197 lobster canneries.

628 manufacturing establishments. Capital, \$26,792,698 ; products, \$22,133,951 ; employees, 19,426. (1905.)

Customs revenue, 1906-7, \$1,269,929.

St. John's bank clearings, 1907, \$66,150,414.

NOVA SCOTIA

883,472 acres in crop, 1907, increase of 163,308 over 1901.

17.40 acres in crop, 1907, for every 100 occupied, compared with 14.18 in 1901.

Increase in 1907 over 1901 of 15,417 cows, 106,391 sheep, and 32,791 swine.

Coal output, 1907, 14 millions' worth. Steel and iron products, 14 millions. Other manufactures, 10 millions. Farm products, 23½ millions. Forest products, 3¾ millions.

Total output from all industries, 107 millions, or \$1,000 per family.

Lumber industry employs 5,000 men, and has 4 millions invested.

Thickest known coal seam in world (37 feet) is at Stellarton, N.S.

Princess or Sydney pit, is nearly a mile under the sea ; workings cover 1,620 acres.

Cape Breton has six collieries.

Customs revenue, 1906-7, \$1,609,069.

Value of fishery products, 1906, \$7,799,160, (ranking first among the provinces).

Fishery bounties, 1906, \$99,518. 24,206 engaged in fisheries, and 3,658 in 228 lobster canneries.

1907 fishery catch estimated at 25 per cent. more than 1906.

909 manufacturing establishments ; capital, 75 millions ; products, 32½ millions ; employees, 24,237. (1905.)

1907 apple crop, 800,000 barrels, valued at 2 millions.

Halifax bank clearings, 1907, \$93,587,138.

PRINCE EDWARD ISLAND

504,228 acres in crop, 1907—increase of 57,144 over 1901.

42.26 acres in crop, 1907, compared with 37.46 in 1901.

Value of fishery products, 1906, \$1,168,939 ; 3,577 engaged in fisheries, and 2,211 in 188 lobster canneries.

285 manufacturing establishments. Capital, \$1,680,541 ; products, \$1,851,615 ; employees, 2,919. (1905.)

Customs revenue, 1906-7, \$74,022.

ONTARIO (including Toronto).

Send 10 cents to Canadian Facts Publishing Co., 667 Spadina ave., Toronto, for booklet, "1000 Facts about Ontario."

Ontario is 750 x 1000 miles in size ; area, 200,000 sq. miles, only 20 per cent thickly settled.

Ontario is as large as four Englands, and but little less than France and Germany.

Southern Ontario is in the same latitude as Southern France and Northern Italy.

Ontario first settled 120 years ago by 10,000 United Empire Loyalists and others. Population 1812, 80,000 ; 1837, 397,500 ; 1905, estimate of Ontario Bureau of Industries, 2,101,260.

Ontario comprises 7 per cent. of Canada's area and 40 per cent. of Canada's population.

Agriculture is Ontario's chief industry, representing (1901) one billion of invested capital and yearly production of 200 millions.

70 per cent. of population is engaged in agriculture.

Ontario has a 16 million acre clay belt on the north.

Ontario has 126 million acres of land, 40 millions surveyed, per Exploratory Report of 1900.

Of the 126 million acres, 23 millions have been disposed of, leaving 103 millions in the crown, 85 millions still unsurveyed.

Ontario has 7,637 miles of railway; 1,447 in 1867.

Ontario has 11,728,000 acres in forest reserves and parks.

Ontario has water powers capable of generating 3,500,000 h.p. (per Hydro-Electric Commission).

Ontario forest area estimated at 102,000 square miles. 17,000 square miles of timber area are under license.

Ontario total grain crops, 1907, 157 million bushels, nearly one-half of whole of Canada's production.

Ontario grew, 1907, 15,545,491 bushels fall wheat (23 per acre), and 2,473,651 bushels spring wheat (17.1 per acre), 21,718,332 bushels barley, 83,524,301 bushels oats, 7,365,036 bushels peas, 790,260 bushels beans, 1,081,706 bushels rye, 2,546,468 bushels buckwheat; corn, 22,247,931 bushels (in the ear); potatoes, 20 million bushels; turnips, 48 million bushels; hay, 3,891,863 tons.

Ontario had, 1907, 6,807,651 live stock, viz.: horses 725,666; milk cows, 1,152,071; other cattle, 1,771,165; sheep, 1,106,083; swine, 2,049,666.

Ontario Experimental Union (connected with Ontario Agricultural College) has 3,420 members 22,000 members of Farmers' Institutes, and 10,000 members of Women's Institutes.

Ontario's total assessment, 1905, \$1,036,910,130.

Value of fishery products, 1906, \$1,734,856.

7,996 manufacturing establishments. Capital, 397 millions; products, 367 millions; employees, 189,370; wages, 82 millions (1905).

Ontario apple crop, 1907, valued at 10 millions.

Ontario railway tax produced \$390,000 in 1907.

Ontario has paid \$375,000 bounties on sugar beet output, and municipalities have given \$100,000 in bonuses.

Ontario Agricultural College students have won 3 years in succession, stock judging trophy at International Live Stock Exposition.

Ontario's estimated timber cut, 1907-8, 675 million feet, 5 million ties and 216,000 cords of pulpwood.

58 per cent. of Ontario's school population attend its country schools. Only 5 per cent. reach a high school.

Ontario voted, 1907, \$900,000 for public and separate schools.

Total mineral production, 1906, \$22,388,383 (largest on record), increasing 25 per cent. over 1905. Metallic, \$13,353,080; non-metallic, \$9,035,303.

Values: Nickel, \$3,839,419; pig iron, \$1,554,247; silver, \$3,689,286; copper, \$960,813.

Over 200 Cobalt mining companies, capitalized at 300 millions; 19 are shipping; 9 have paid dividends.

Ontario has 332 producing natural gas wells; production, 1906, \$533,446.

Ontario's mining industry employs 12,551; wages, \$6,048,328.

Ontario's total mineral production, 1902-6, 78 millions.

First Cobalt discovery (of silver), Aug. 14, 1903, by McKinley and Darragh.

Production of Cobalt mines (nickel, cobalt, silver and arsenic), 1904, \$136,217; 1905, \$1,473,196; 1906, \$3,764,113; 1907, (estimated), \$5,650,000; total, 11 millions.

263 mining companies organized in Ontario in 1905.
Average value of Cobalt silver ore, shipped, 1904-6,
\$704 per ton.
Over 250 silver mines of "probably payability" have
been located in Cobalt district.

TORONTO

Toronto incorporated as a city, 1834, population,
4,000.

Population, per assessment, 1907, 272,600, an increase
of 18,880, or 7 per cent., in one year.

Streets first lighted with gas in 1840. First electric
cars in 1892.

Toronto's bank clearings, 1907, \$1,228,905,517.

Toronto ranks second among Canadian cities in bank
clearings, with 22 banks.

Toronto has 55,276 buildings—1 to every 5 of popula-
tion; 5,051 new buildings in 1907.

Toronto's assessment for 1908, 206 millions, increase
of 22 millions in one year.

Toronto exemptions, \$29,073,372.

Assessment of Toronto Railway Company, 1907, \$2,-
050,225; Consumers' Gas Co., \$2,546,139; Toronto
Electric Light Co., \$1,199,276; Bell Telephone Co.,
\$599,599; G.T.R., \$2,228,327; C.P.R., \$1,108,004.

Toronto's custom duties, 1907, \$8,202,718—increase of
\$524,680 over 1906.

Toronto's building permits, 1907, \$14,225,808.

Number of wards, 6; area of city, 18½ miles.

Tax rate, 18½ mills; 325 policemen, 208 firemen.

254 churches, 147 hotels, 6 theatres, 9 hospitals.

276 miles of streets—equal from Toronto to Cornwall.

475 miles of sidewalks; 25 parks, of 1,640 acres.

Public schools, 1907, 57; pupils, 40,097; teachers, 762;

Separate schools, 16; pupils, 5,297; teachers, 105.

One technical school, 1,899 pupils, 33 teachers.

Three high schools, 47 teachers, 1,994 pupils.

Toronto has 700 manufactures, with capital of 75 millions, 70,000 operatives, annual wage bill, 29 millions.

Toronto's stock receipts, 1907, 467,000 animals.

Toronto has 159 periodicals.

QUEBEC PROVINCE AND CITY AND MONTREAL.

Quebec is nearly 3 times as large as British Isles.

Quebec forms less than 10 per cent. of Canada's area and is the second largest province in the Dominion.

Gulf of St. Lawrence is 5 times area of Switzerland.

Quebec had a population (1901) of 1,648,898 ; now estimated at two millions.

Quebec had (1901) 1,322,115 of French descent ; 290,000 of English descent.

Dairy products increased, 1891-1901, 341 per cent. Now yield 20 millions annually.

Quebec's annual value of field and live stock products in 1901 was 85 millions.

Quebec farmers own 248 millions' worth of land, 102 of buildings.

Quebec has over 2,000 cheese factories.

Quebec's timber supply is estimated at : soft wood logs, 155 billion feet ; hard, 21 billion ; pulpwood, 745 million cords ; ties, 730 million.

An estimate of value of Quebec's timber is 451 million dollars—more than one-half representing pulpwood.

Quebec employs between 40,000 and 50,000 lumbermen. Quebec's woods and forest revenue is over a million a year.

Quebec's timber lands cover 225,000 square miles.

Quebec has 7 million acres of crown lands open for settlement.

Quebec's crop yield of 1907 compared favorably with that of 1906, or 71 per cent. as against 65 per cent.

5,413 claims were filed in 15 years for grants of 100 acres to parents of 12 or more living children.

Value of fishery products, 1906, \$2,175,035. 11,893 fishermen, and 1,423 lobster canners.

Fishery yield, 1870-1906, 72 millions.

4,965 manufacturing establishments. Capital, 255 millions; products, 219 millions; employees, 119,008; wages, 47 millions. (1905.)

Quebec showed a decrease of 29 per cent. of illiterates in 1901 over 1891.

34,185 Quebec fishermen have received \$763,287 in bounties since 1882.

Quebec's birth rate (1901 census) 36.83 per 1,000; for all Canada, 28.80.

Quebec has 3 million apple trees.

Quebec has 71 agricultural societies, with 17,842 members, and 568 farmers' clubs, with 49,415 members.

Quebec's tobacco crop, 1906, 3,750,000 lbs.

Output of sawn lumber, 1905. 309 million feet.

The shrine of Ste. Anne de Beaupre is visited yearly by 100,000—a million in ten years.

Quebec City has the oldest continuously occupied house in Canada, at Sillery, 272 years old.

Quebec City is Canada's oldest city, founded in 1608. Its 300th anniversary will be celebrated in 1908.

Quebec City's great fire, 1866, 2,129 houses burned.

Quebec's birth rate (1901) 37.53—highest of all Canadian provinces.

MONTREAL.

Montreal is Canada's largest city. Population, 400,000.

Founded by Maisonneuve in 1642.

Montreal ranks third in size among cities of the Empire, exceeded only by Melbourne and Sydney.

Shipments, 1907, 32,783,018 bushels of grain, 1,973,417 boxes of cheese, 108,736 live stock, 626,113 bbls. apples.

One-third of Canada's trade passes through port of Montreal.

740 ocean vessels entered the port in 1907; tonnage, 1,924,475.

Montreal is the centre of export trade of dairy products on the continent.

Dairy shipments of 1907 totalled 20 millions.

Total number employed on wharves, 1907, 142,303; daily average, 786.

Montreal has a 30-foot channel at low water.

Manufacturing products, Montreal and suburbs, 1905, 118 millions. Increase of 40 per cent. in 5 years.

Capital invested, 112 millions.

Montreal's customs revenue, June, 1906-March, 1907, \$11,436,645.

Montreal's bank clearings, 1907, \$1,555,712,000—highest in Canada, ranking eighth among American clearing houses.

Montreal's exemptions, 1907, 54 millions—increase of 12 millions in 3 years.

Street railway net earnings, 1906-7, \$1,332,464. Passengers carried, 3,336,110; mileage, 67; cars operated, 500.

SASKATCHEWAN.

Saskatchewan's area is 250,650 square miles—about the same as France; twice size of British Isles.

Saskatchewan's population, 1906, 260,000.

Area of wheat-growing increased from 276,253 acres in 1898 to nearly 2 millions in 1907.

Wheat yield increased from 4,780,440 bushels in 1898 to 30,000,000 in 1907.

Saskatchewan has produced over 150 million bushels of wheat in 10 years, 1889-1907.

Saskatchewan's total grain yield, 1906, 56 million bushels; 1907, estimate, 63 millions.

Regina, population, 1905, 6,169. Building permits, 1906, 2 millions, ranking 4th among Canadian cities.

Saskatchewan will now have 10 members in the Dominion Parliament.

Saskatchewan has 48,000 more males than females.

Saskatchewan has 54,787 farms, 240,566 horses, 472,000 cattle, 121,290 sheep, 113,916 swine. (Census, 1906.)

Saskatchewan's customs receipts, 1906-7, \$263,511.

Saskatchewan had, 1905, 80 industrial establishments; capital, \$2,011,930; value of products, \$2,520,172; 1,440 employees.

Saskatchewan's percentage of cultivated to arable land, 0.02 per cent.

Saskatchewan's spring wheat average, 1891-1901, 19.88 bushels per acre; oats, 34.98; barley, 24.45.

RAILWAYS.

Canada stands first among the nations in transporting facilities in proportion to her population.

Canada's railway mileage per head of population is greater than that of any other country.

Canada has one mile of railway to 289 people; U.S. 381, France 1,590, United Kingdom 1,821.

In actual railway mileage, Canada ranks eighth in the world.

Canada's railway mileage, 22,452 (besides 5,159 miles of sidings); mileage in 1836, 16; at Confederation, 1867, 2,278.

Mileage built, 1907, 1,099. Miles under construction or contract, 3,000.

Ontario leads in railway mileage with 7,637; Quebec, 3,515; Manitoba, 3,074; Saskatchewan, 2,024; British Columbia, 1,685; New Brunswick, 1,502; Nova Scotia, 1,329; Alberta, 1,323; Prince Edward Island, 270; Yuuon, 90.

One-third of Canada's railway mileage is in the West. Canada has 198 railway companies, under 98 controlling companies.

Canada has nearly as much railway mileage as Great Britain.

Canada has a greater railway mileage than Australia and New Zealand, or Italy and Spain combined.

Canada has more railways than all the South American countries.

Canada's railway mileage doubled in last twenty years and is expected to double in next ten years.

COST OF RAILWAYS

Government railways and canals, estimates, 1907-8, (ordinary and capital), 47 millions.

Canada's railways have been given 341 millions in bonuses and lands, or equal to subsidy of \$15,500 for each mile of railway.

Of this sum, cash subsidies have been \$181,298,412, viz., \$128,827,648 from Dominion, \$35,123,130 from provinces, and \$17,346,633 from municipalities.

Land grants: Dominion and provinces (except Quebec) 40 million acres; at average of \$4 per acre, 160 millions.

Besides above, Dominion and Provincial Governments have guaranteed railway bonds for many millions.

Capital invested in Canadian railways, \$1,171,937,808.

Capitalization of railways in Canada, \$56,995 per mile, as against \$67,936 in U.S., and \$273,437 in Great Britain.

TRAFFIC, EARNINGS AND EQUIPMENT.

1907: passengers carried, 32,137,319 (doubled in 10 years); tons of freight, 63,866,135 (trebled in 12 years); coal, 11 million tons; lumber, 7½ millions; grain, 5 2-3 millions.

1907: total earnings, \$146,738,214, increase of 17 per cent. over 1906; 95 millions from freight; 45 millions from passengers.

1907: operating expenses, \$103,748,672, increase of 19.07 per cent. over 1906. Proportion of operation expenses to earnings, 70.70 per cent.

C.P.R. (For year ending June 30, 1907).

1907 : 3,504 locomotives, 117,156 passenger and freight cars. Total train mileage, 75,115,765.

1907 : 124,012 employed. Salaries and wages, \$58,719,493, or 56 per cent. of operating expenses.

Total mileage, 13,112 (C.P.R., 10,239; other lines worked, 2,873).

Gross earnings, \$72,217,527; working expenses, \$46,914,218; net earnings, \$25,303,308.

Dividends paid, \$9,037,028.

Land sales, 994,480 acres, for \$5,887,377.

Average price, \$5.92 per acre, including sales based on previous contracts. Price on lands actually sold within the year, \$8.09 per acre.

C. P. R. still owns 9,847,975 acres of agricultural lands; 3,625,375 B.C. lands, and 2,500,000 Columbia and Western R. R. lands, 15,973,350 acres in all, valued at 180 millions.

Total value of C. P. R. lands sold, \$58,570,709.

The recently constructed 361 miles of irrigation canals and ditches have added an additional 210,000 acres.

Total value of railway, equipment, securities, etc., \$389,339,281.

Capital stock, \$121,680,000; preference, \$43,936,665; debenture stock, \$106,045,411; mortgage bonds, \$40,238,086, \$311,900,163 in all.

C. P. R. has 60 steamships, 1,296 locomotives, 1,466 passenger and sleeping cars, and 40,405 freight cars.

Passengers carried, 8,779,620; freight, 15,733,306 tons.

Number of employees, 74,000; monthly pay roll, about \$3,700,000.

Canada gave the C.P.R. 62 millions in cash and construction and 25 million acres of land.

The C.P.R. was built in 5 years instead of 10, as per contract, and cost over 300 millions.

Lord Strathcona drove last spike on C.P.R., Nov. 7, 1885.

London Financier, Dec. 5, 1906: "The C.P.R. is one of the wonders of the world."

CANADIAN NORTHERN SYSTEM.

Canadian Northern System, 125 miles 12 years ago, now operating 4,059 miles, with pay roll of five millions.

150 new towns have sprung up along C.N.R.

C.N.R. has grown at rate of nearly a mile a day for last 10 years.

Gross earnings, 1907, 10 millions.

GOVERNMENT RAILWAYS.

Canadian Government operates 1,483 miles. Total track length, 1,791 miles. Revenue, 1906, \$7,950,000; June, 1906-March, 1907, \$6,509,186; surplus, \$180,440, deficit, 1905, \$1,725,000.

Canada has spent a total of \$162,387,329 on construction of government railways; working expenses, \$130,194,269; revenue, \$118,819,364.

ELECTRIC RAILWAYS.

1907: mileage of 49 railways, 814. Increase of 46 per cent. since 1902; gross earnings, \$12,630,430; net, \$4,971,624.

1907: Passengers carried, 273,999,404; gain of 36,344,330 over 1906.

Total capital invested in construction and equipment, \$65,000,000; paid-up capital, \$75,195,475.

1907: 9,031 employed; pay list, \$5,291,585.

GRAND TRUNK RAILWAY SYSTEM.

Grand Trunk Railway	3,949 miles
Grand Trunk Western Railway	336 "
Detroit, Grand Haven & Milwaukee R.R. ..	191 "
Toledo, Saginaw & Muskegon Railway	116 "
Cincinnati, Saginaw & Mackinaw R.R.	53 "

Total 4,645 miles

Gross earnings, year ending June 30, 1907, 33 millions; net, 10 millions.

Passengers carried, 10,982,086; freight, 16,828,649 tons.

Locomotives, 803; cars, 31,428.

The Grand Trunk reaches Canada's great tourist resorts of Lake of Bays, Algonquin Park and Temagami.

The Grand Trunk Railway system is the longest continuous double-track railway in the world under one management.

The only double-track railway between Montreal, Toronto, and other principal cities in Canada.

G.T.P. and G.T.R. will ultimately have a combined mileage of 13,000.

The Grand Trunk Pacific has charters to build 23 branch lines.

135 new towns will be built on G.T.P. between Winnipeg and Edmonton; 82 will be on the market in 1908.

G.T.P. main line will be 3,555 miles long, to cost 125 millions.

G.T.P. will help to move the grain crop of 1908.

Authorized mileage of Grand Trunk Pacific main line and branches, 7,900.

998 miles under construction from Winnipeg to a point 123 miles west of Edmonton, and Lake Superior branch 200 miles—total, 1,198 miles.

852 miles also under contract of Transcontinental R. R. Commission.

National transcontinental estimates, 1907-8, 30 millions; expended up to March 31, 1907, \$8,147,497.

Maximum grade of G.T.P. is 21 feet to the mile—only one-fifth of next best railway on the continent.

RANCHING AND IRRIGATION.

Canada has 100 million acres of western grazing land. Twenty-five years ago the cattle trade of the west totalled 25 head.

One and a half million animals now in the West.

Canada exported \$10,933,669 millions worth of cattle and \$1,345,397 of sheep in 1906-7, chiefly to Great Britain.

Alberta's cattle exports, 1901-7, 336,389 head.

20,000 different ranching brands are registered in the Canadian West.

First carload of cattle was shipped from west in 1885.

Canada has 500 miles of irrigation canals in Alberta. C.P.R. are building irrigation canals between Calgary and Medicine Hat.

This will cost 5 million dollars and is the largest undertaking of its kind by a single company under way on the continent.

It will reclaim $1\frac{1}{2}$ million acres of land and make available another $1\frac{1}{2}$ million acres for ranching.

This area, when reclaimed, will support a population of 500,000.

361 miles of this new system has been constructed.

In addition, a million acres are being reclaimed around Lethbridge.

RELIGIOUS.

Canada has 30 religious denominations and 23,886 churches, (1901 census). Protestants 59 per cent.; Catholics, 41 per cent.

Proportion of Methodists, 17.07; Presbyterians, 15.68; Church of England, 12.67; Baptist, 6.50.

Union of Presbyterian churches in Canada in 1875.

Union of Methodist churches in 1883.

Number of communicants in Presbyterian churches and missions in Canada, 1906, 253,392; number of families, 138,567; 3,676 preaching places.

Ministers, 1,561; elders, 8,447; sums raised for all purposes, 1906, \$3,351,284, an average of \$13 per head.

The Presbyterian church has raised a total of 60 millions since the union in 1875.

- 916 Presbyterian missionaries : 198 in foreign field, 655 home field, 63 French field.
- 2,987 Presbyterian Sabbath schools, with 187,375 scholars, and 22,499 teachers and officers.
- Church of England clergy in Canada number 1300. 24 dioceses, 22 bishops, 34 foreign missionaries. Contributions for all church purposes, nearly 2 millions.
- Roman Catholic clergy in Canada nearly 3000, including 2000 in Quebec, 500 in Ontario, 300 in Maritime Provinces.
- Congregational clergy, 100 ; Baptist clergy, 700 ; Lutheran clergy, 126.
- Canada has 35,000 Jews.
- Canada has 25,000 members of Salvation Army.
- The Canadian Bible Society circulated 90,000 copies in 1906.
- The Bible issued 100 years ago in 50 languages, now in nearly 500.
- 38 different versions of the Bible have been distributed in Canada.
- Lord's Day alliance of Canada has 40,000 members, in 673 branches.
- 100 years ago, a handful of missionaries ; to-day nearly 100,000 (12,919 missionaries 80,000 native workers).
- The Canada Methodist Church has 1 General Conference, 13 Annual Conferences, 135 districts, 1,848 circuits and stations, with 5,141 preaching places.
- The Canadian Methodist Church has 2,304 ministers and probationers, 2,541 local preachers, 1,187 exhorters, 323,343 members, 3,574 Sunday Schools, 34,479 S. S. officers and teachers, 290,835 S. S. scholars, 1,891 Epworth Leagues and Young People's Societies, with 75,227 members.
- Contributions of Methodist Sunday Schools for Missions, \$34,159; Epworth Leagues, \$47,562; total contributions for Missions, \$450,976.

Total contributions of all missionary societies in the world, 100 years ago, \$75,000 ; 1906, \$21,280,000, with 1,500,000 communicants in mission churches and 5,000,000 nominally friends or adherents.

Number of Methodist mission stations, 697; missionaries and assistants, 628; members on mission stations, 41,941.

TELEGRAPHS AND TELEPHONES.

Canada has 31,536 miles of telegraph lines and 117,338 miles of telegraph wires if placed in line.

Of this, 6,829 miles are government lines, including Yukon line of 2,252 miles.

Canada has 3,111 telegraph stations.

Canada has 334½ miles of government cable lines.

Canada contributed five-seventeenths of the all-British Pacific cable, thus making possible the great enterprise.

Capital invested in Canadian telegraphs, 7 millions.

Canada has 15 wireless telegraph stations.

Canadian Government will build 5 wireless stations on Pacific coast.

Over thirty years ago Graham Bell invented the telephone at Brantford.

Bell Telephone instruments in use in Canada, 100,000, or one to every 60 of population.

Manitoba has purchased the Bell Telephone system of that province for \$3,300,000 and has appointed the first Minister of Telegraphs and Telephones in its Cabinet.

Alberta Government has 500 miles of telephone lines.

Saskatchewan Government will expend two millions on telephone lines.

There are 200 independent telephone companies in Canada, with 20,000 phones as against 12,000 in 1906 and 6,000 in 1905.

Bell Telephone in rural districts in Canada, 1 to every 1,250.

Number of Bell Telephones in U.S., 1895, 300,000; in 1907, 3,000,000.

Number of Independent telephones in U.S. in 1907, 3,500,000.

1 telephone to each 250 of U.S. population in 1895; 1 to each 13 in 1907.

TEMPERANCE.

Dominion excise revenue, 1906-7, (9 mos.), \$11,805,413. Of this, spirits yielded \$5,730,274; malt, \$1,025,677; tobacco, \$3,994,154; cigars, \$912,757.

Quantity of spirits produced and in distilleries, 1906-7, 6,295,748 proof gallons.

Canada exports an increasing quantity of distillery products, 1906-7, 303,594 proof gallons—nearly double in 5 years.

Annual consumption per head, 1907, spirits, .947 gallons; beer, 5,585; wine, .092; tobacco, 2,953 lbs.

Consumption of beer largest on record.

Canadians pay \$10 per head per year for strong drink—60 millions.

Britain's drink bill is 800 million dollars a year—\$18.53 per head.

The Canadian Temperance Act is in force in 24 counties in Canada—12 in Nova Scotia, 10 in New Brunswick, 2 in Manitoba.

Local option in 45 per cent. of Ontario, viz., in 250 townships out of 600.

Cigarets made for year ending June 30, 1907, 331,972,137; a third more than previous year; 10 years ago, 93,798,000.

Consumption of cigars for year ending June 30, 1907, 194,816,575.

Consumption of tobacco, 1906-7, largest on record.

TIMBER AND PULP INDUSTRY.

(See also "Forestry.")

Dominion Government sold, 1906-7, 49 timber berths—area of 410.6 square miles; bonuses, \$226,360; average of \$511 per square mile.

Canada has the largest white pine areas left on the continent.

Wage earners, log and lumber products, and their remanufacturers, 1905, 77,968 in 2,234 establishments. Capital, 148 millions; value of products, 109 millions.

Census value of timber, logs, wood, etc., 1901, 200 millions.

Canada exported in 1907, \$33,587,474 of forest products; \$11,783,564 to G. B., \$18,397,753 to U.S.

Total exports of forest products in 26 years, 660 millions' worth.

PULP AND PAPER.

(Data supplied by Pulp and Paper Magazine.)

Canada has the largest pulpwood areas in the world. The first paper mill in Canada was started at Jacques Cartier, Que., by a Mr. Jackson in August, 1800.

The second mill was started at St. Andrew's, Que., in 1803, the same year in which the Fourdrinier machine, which was to revolutionize paper making, was introduced in England.

A. H. Holland started the third mill at Bedford Basin, N.S., about 1819.

The first mill in Ontario started in 1820 at Ancaster. According to the census of 1851, Upper Canada had five mills and Lower Canada had also five. The census of 1871 gave 12 mills to Ontario, 7 to Quebec, 1 to Nova Scotia and 1 to New Brunswick. The census of 1881 recorded 36 paper and 5 pulp mills.

The subsequent progress of the pulp and paper industry is as follows:

Year.	No. Pulp Mills.	Capacity in tons per 24 hrs.
1888	34	154
1892	37	312
1899	39	1,145
1907	58	2,361

The total capacity of the mills producing chemical pulp by the sulphite and soda processes in 1899 was about 500 tons per day, and in 1907 about 550 tons per day, so that increase in the last 8 years has been almost wholly in mechanical, or ground wood pulp, viz.:

Year.	No. Paper Mills.	Capacity in tons per 24 hrs.
1888	40	173
1892	38	209
1899	33	328
1907	46	966

PULP MILLS, 1907.

Province.	No. Pulp Mills.	Capacity in tons per 24 hrs.
N.B.	6	170
N.S.	6	179
Ont.	14	631
Que.	32	1,381

PAPER MILLS, 1907.

Province.	No. of Mills.	Capacity in tons per 24 hrs.
N.B.	1	5
N.S.	2	11
Ont.	22	346
Que.	21	604

The era of manufacturing pulp from wood in Canada began in the decade of 1880-90.

Yearly capacity of its pulp mills at present time is about 480,000 tons of pulp and 211,000 tons of paper.

Pulp first figures in the trade and navigation returns of Canada in 1890, when the total export was valued at \$168,180, of which \$460 went to Great Britain, \$147,098 to the United States and \$20,622 to other countries.

In nine months of the fiscal year ending March, 1907, the export of pulp was \$2,984,945.

Besides this Canada exported to the United States pulpwood for American mills to the extent of

452,846 cords in the 9 months ending March 1907, or at the rate of nearly 604,000 cords for the year.

Exports of Canadian made paper in 9 months of 1907 were valued at \$1,657,740, besides \$20,412 of wall papers.

TRADE AND COMMERCE.

Canada sells goods to 66 colonies and countries.

Canada's total trade, short period year of 9 months, June, 1906-March, 1907, \$465,063,204 (including coin and bullion), viz., imports, \$259,786,007; exports, \$205,277,197.

Total trade for 12 months to June, 1907, \$612,652,107; for calendar year 1907, \$635,850,681, or about \$100 per head. (U.S., \$40 per head.)

Total trade with Great Britain, June, 1906-March, 1907, \$169,955,773, viz., imports, \$64,819,972; exports, \$105,135,801.

Total trade with United States, June, 1906-March, 1907, \$237,624,730, viz., imports, \$158,603,250; exports, \$79,021,480.

United States supplied 60 per cent. of Canada's imports; Great Britain, 29 per cent.

Percentage of exports to Great Britain, 54.73; to U. S., 34.27.

Canada's total trade has doubled in 9 years; trebled in 20 years.

Increase in total trade, 20 years, 1873-1893, 30 millions, or 14 per cent. In 14 years, 1893-1907, 365 millions, or 150 per cent. U.S. only 80 per cent.

Canada has as great a commerce with outside world, per head of population, as United States.

Canada stands third among the nations of the world in the per capita of her total trade.

When British preference of 33 1-3 per cent. was given in 1897 imports from Britain were 29 millions; 1907, 89 millions, increase of over 200 per cent.

Great Britain is Canada's best customer.

Imports under preference tariff with Britain, 1906-7,
\$48,352,439.

Canada has 238 Boards of Trade and Chambers of
Commerce.

Canada's exports, June, 1906-March, 1907: Mines,
\$26,356,282; fisheries, \$10,396,918; forest, \$33,587,-
474; animal produce, \$56,053,618; agricultural pro-
ducts, \$43,131,408; manufactures, \$21,495,001.

Average duties on all goods, $14\frac{1}{2}$ per cent. in Canada,
 $12\frac{1}{4}$ per cent. in Australia, 22 per cent. in U.S.

One-half of Canada's total trade is with the U.S. and
one-third with Great Britain.

Over one-half of Canada's trade is within the Empire.
Two-thirds of Britain's trade is within the Em-
pire.

Great Britain bought goods from Canada to value of
\$3 per head of population of British Isles; U. S.
bought from Canada to value of \$1.30 per head
of population of U.S.

Since 1868, exports during 31 of 39 years have been
greater to Great Britain than to U.S.

In 1868, when population of U. S. was 37,000,000,
total exports and imports amounted to \$639,389,-
339. In 1907, when population of Canada stood
at 6,500,000, her total exports and imports were
\$635,000,000.

In 1868, 60 per cent. of Canada's export trade was to
U. S.; 30 per cent. to Great Britain. In 1906,
50 per cent. to Great Britain, 40 per cent. to U.S.

Though the volume of British trade had largely in-
creased, the proportion of it as between the col-
onies and foreign countries had remained prac-
tically constant. In 1855-1859, in the case of im-
ports, the proportions were 23.7 per cent. and
76.3 per cent., respectively. In 1906 the propor-
tions were 23.4 and 76.6 per cent., respectively. In
the case of exports to the United Kingdom the
proportions for the same periods were 31.6 and

68.4 per cent., respectively, and 32.8 and 67.2 per cent., respectively.

25 per cent. of Canada's purchases from Great Britain enter free of duty ; 50 per cent. from U. S.

Of the total trade of \$465,063,204, (June 1906-March, 1907) \$152,065,529 was dutiable, \$97,672,345 free, coin and bullion \$7,517,008.

Ddty collected, June, 1906-March, 1907, \$39,760,172.

United States has 189 consular and trade agents in Canada.

TRADE WITHIN THE EMPIRE.

Canada's trade with Newfoundland, year ending June 30, 1907, totalled \$5,281,579, viz. : exports, \$3,669,098 ; imports, \$1,611,480—increase of \$147,159 over 1906. In same period Newfoundland's trade with U. S. declined \$161,833.

Canada's trade with Australia, June, 1906-March, 1907, \$2,193,436, viz. : exports \$1,998,968 ; imports, \$194,468. Australia's total trade, 1906, 565 million dollars.

Canada's trade with New Zealand, June, 1906-March, 1907, \$832,875, viz. : exports, \$656,789 ; imports, \$176,086. New Zealand's total trade, 1906, 165 million dollars.

Canada's trade with British East Indies, \$2,881,623 ; British West Indies, \$4,217,382 ; British Guiana, \$3,423,616 ; British Africa, \$1,125,320.

TRADE WITH FOREIGN COUNTRIES.

Canada's trade with France in 1906 was \$9,818,138, viz. : imports, \$7,698,047 ; exports, \$2,120,091.

From June, 1906-March, 1907, the trade was \$8,088,921.

The principal items in the exports of 1906 were living animals, \$164,330 ; breadstuffs, \$244,000 ; fish, \$952,468 ; metals, \$372,061 ; lumber, wood pulp, etc., \$97,670.

Mexico's foreign trade is \$300,000,000. 70 per cent. of it is with U.S.

Canada's trade with Mexico, June, 1906-March, 1907, \$809,414, viz.: exports, \$317,115; imports, \$492,299.

In these cases Canada will receive the benefit of the French minimum tariff, which includes many of the products of the forest, the farm, and the fisheries, and a considerable list of manufactured products.

Canada's trade with Argentina, June, 1906-March, 1907, \$3,469,496; Austria-Hungary, \$876,104; Belgium, \$3,560,627; Brazil, \$1,066,326; Chile, \$371,159; Cuba, \$1,485,132; Denmark, \$122,525; Germany, \$6,549,812; Holland, \$1,799,388; Italy, \$757,431; Norway and Sweden, \$387,494; Russia, \$488,221; Spain, \$943,869; Switzerland, \$1,598,603; Turkey, \$363,297.

Canada's total trade with China, June, 1906-March, 1907, \$804,257; Japan, \$2,197,343.

TRADE FACTS, CALENDAR YEAR 1907.

The imports for consumption amounted to \$362,515,267, an increase of \$42,048,067, and the total exports to \$273,325,414, an increase of \$3,847,810.

Our total imports of \$95,094,480 from Great Britain represented an increase of \$17,448,914, whilst sales of Canadian goods in the British market totalled \$126,347,931, a falling off of \$8,713,849, as compared with the previous year.

Imports from the United States in 1907 amounted to \$217,245,100, as compared with \$196,123,117 in 1906; and exports to the United States, \$117,536,998, as compared with \$107,389,451.

Imports from France in 1907 amounted to \$9,502,052, as compared with \$1,916,344.

Imports from Germany in 1907 amounted to \$8,049,884, as compared with \$7,064,998, and exports to Germany, \$1,872,659, as compared with \$1,497,103.

One of the most conspicuous features of the foregoing returns is the very large increase in the imports of British goods into Canada. British trade with Canada is to-day increasing at a relatively faster rate than our imports from the United States or any other foreign country. The total of \$95,094,488 is more than three times the trade Britain did with this country when the preference was introduced ten years ago.

WESTERN CANADA.

Western Canada comprises two-thirds of total area. Western Canada is 50 per cent. larger than 10 of the Western States.

Population of three prairie provinces, 805,000; doubled in 5 years; 43,228 in 1871.

Population of west, including B.C., over 1 million—about equal to Maritime Provinces.

Acreage under cultivation, 1907, 8,482,606—only 5 per cent. of 171 million acreage. (Wheat, 5,630,800; oats, 2,322,646; barley, 529,160.)

In 1870 only one-thirty-fourth under cultivation (near Hudson Bay posts).

There is land enough in Western Canada if tilled to feed every mouth in Europe.—J. J. Hill.

Western Canada's total grain crop of 1907 worth 100 millions to 60,000 farmers.

Western Canada elevator capacity, 55,222,200 bushels. (C.P.R., 40 millions; C.N.R., 15 millions.)

Western Canada flour milling capacity, 38,065 barrels per day.

Western Canada wheat crop, 1907, estimated 62 million bushels; oats, 85 millions; barley, 15 millions—162 millions.

Western Canada railway mileage: Canadian Pacific mileage, 5,896; Canadian Northern Railway mileage, 3,186; Grand Trunk Pacific Railway, projected mileage, 3,000; already completed, 415; Great Northern Railway mileage, 311.

D. B. Hanna: "There is 1 mile of railway for every 134 people in the Canadian West, as against 1 for every 1,911 in England."

Immigration into Western Canada, 1901-7, 962,588.

First concerted U. S. emigration to Western Canada was 44 people in 1896.

Homestead entries from Oct. 31, 1874, to March 31, 1907, 263,339.

Homestead entries, June 30, 1906-March 31, 1907, 21,647, representing 52,524 souls, and 3,463,520 acres.

Homesteaders of 1906-7 represented 30 nations and 50 states and territories, and included 5,853 Canadians, 6,552 U.S., 4,091 British.

90 per cent. of Western Canada farmers are clear of debt.

Taxes on Western Canada farm lands only about \$25 per square mile.

Dominion lands sales, 9 mos., 1906-7, yielded \$1,443,632.

Dominion lands sales, 1872-1907, \$25,230,547.

30 million acres have been granted to legitimate settlers in Western Canada.

20 million acres have also been sold by railway companies.

Western Canada increase of land values, 1900-1906, 85 per cent.

Western Canada has 3,000 commercial travellers.

Western Canada land sales by railway companies, June, 1906-March, 1907, 1,277,759 acres for \$7,697,930.

124,304,155 acres have been surveyed in Western Canada, making 776,896 farms of 160 acres each.

Canada has given 57 million acres of lands to Western Canada railways.

Average per acre, \$6.02; average in 1893, \$2.93.

Total sales of Western lands by railway companies, 1893-1907, 14,422,797 acres for \$59,608,225—average per acre of \$4.13.

Western Canada's fishery products, 1906, \$1,492,923.
3,000 miles of railway are building in the West, putting 50 millions in circulation.
Canada has 10,000 miles of rivers west of Lake Superior navigable by steamers.
Western Canada will now have 34 members at Ottawa out of 220; after next census they will have between 60 and 70— $\frac{1}{4}$ of House.
45 loan companies have 68 millions and life insurance companies 46 millions invested in Western Canada—114 millions in all.
Western Canada has 472 bank branches—131 in 1907.
Western Canada supplies more than half of Canada's total cattle exports. Shipments, 1907, 119,369; value 4 millions.
Western Canada cities' assessment, 1900, 36 millions; 1906, 139 millions; increase of 286 per cent.
Western Canada had 698,409 cattle in 1900, 1,560,592 in 1906; increase of 123 per cent.; 340,329 horses in 1900; 682,919 in 1906; increase of 200 per cent.
Western Canada's foreign trade, 1906, 20 millions; 1906, 55 millions; increase, 166 per cent.

WHEAT.

Western Canada has 171 million acres of wheat lands. (Prof. Saunders' estimate.)
Wheat acreage, Western Canada, 1907, 5,630,800; estimated crop, 62 million bushels, worth 48 millions.
"Canada": "The time is not far distant when Canada will produce 200,000,000 bushels of wheat.
Average yield of wheat per acre for ten years: Western Canada 18.95 bushels, Minnesota 14, Kansas 12, Missouri 11, North Dakota 12.4, South Dakota 10.9.
U. S. yield of wheat per acre, 1904, 12.5; Russia 11.5.
Canada ranked first in wheat display at St. Louis Fair, 1904; 150 varieties of wheat and other grains were there shown from Canada.

Wheat was there shown grown 2,000 miles north of St. Louis.

United States exports of wheat and flour to Great Britain are fast declining.

Canadian No. 1. hard wheat is the highest-priced wheat in the world.

Wheat production in U.S. has not kept pace with growth of population; in Canada surplus for export is increasing.

In 1880 U.S. exported 180 million bushels of wheat and flour; Canada, $7\frac{1}{2}$ million bushels; 1906 U.S. exported only 97 million bushels, Canada 47 million bushels.

18 years ago U.S. produced 18 bushels to Canada's one; U.S. now produces but six to one.

Highest price recorded for cash wheat, in Winnipeg, Oct. 12, 1907, \$1.15 $\frac{1}{2}$ per bushel.

Canada formerly exported one bushel against U.S. 24; now exports nearly one-half as much as entire U.S.

Canada's home market consumes 40 million bushels of wheat; balance available for export.

World's wheat crop of 1907 fell short of that of 1906 by 50 million quarters.

Wheat of first-class quality, No. 1 hard, grown in Yukon, latitude 63, was laid before Canadian Parliament, session of 1907.

United Kingdom's average of wheat yield, 1907, 33.97 bushels to acre, as against average of 31.15 for last ten years.

In United Kingdom 27 loaves are made of foreign wheat for every six of native wheat.

500 miles north of Edmonton, Allie Brick grew, 1907, 4,000 bushels of wheat. It is claimed there has never been a crop failure in Peace River country.

Prof. John Macoun claims wheat can be successfully grown as far north as latitude 66, in direction of Hudson's Bay.

WONDERS OF CANADA'S NATIONAL PARK, ROCKY MOUNTAINS.

1. Canada has the largest and best National Park in the world, 5,732 square miles in extent.
2. It has been aptly termed "Sixty Switzerlands in One."
3. It exceeds in natural grandeur all other parks in the world.
4. It is nearly twice as large as the famous Yellowstone Park.
5. The Canadian Government is annually expending large sums of money opening up new roads, building trails and making the attractions of the park easy of access.
6. All game and birds are protected in the park.
7. Law and order are enforced in the park by the famous Royal Northwest Mounted Police.
8. Banff the beautiful, one of the most attractive spots in America, is the gateway to the Canadian National Park.
9. Banff has hot sulphur springs, caves, water falls, avairy, museum, animal paddock (with eighty buffalo), magnificent drives, boating, fishing and many other attractions.
10. Banff is annually visited by many thousands of tourists.
11. Lake Louise, one of the most beautiful lakes in the world, is thirty-four miles west of Banff.
12. Good trails from Lake Louise, Chalet, to Lakes in the Clouds, Valley of the Ten Peaks, Victoria Hanging Glacier, Paradise Valley and Saddleback Lookout.
13. Field—fifty miles west of Banff—is where the world famous loop tunnels are now being constructed. It is also the centre of remarkable alpine scenery.
14. Yoho Valley is reached from Field by the Emerald Lake Road, which is near the wonderful natural bridge of the Bow River.

15. From one place near Field over seventy glaciers can be counted.
16. Glacier, a station on the Canadian Pacific Railway, with an excellent hotel, is a few moments' walk from the Great Glacier, with its nearly forty miles of ice.
17. Nakinu Caves are near Glacier. These immense caverns, formed by water erosion, are claimed by scientists to be 38,400 years old.
18. The Alpine Club of Canada, with a membership of over 400, meet in July, 1908, in Roger's Pass, near Glacier.

**THE NEW
POPULAR ROUTE**

TO THE

Famous Muskoka Lakes

AND THE

**30,000 Islands of
Georgian Bay**

IS BY THE

**Canadian
Pacific Railway**

For Further Information, Write

C. B. FOSTER, D.P.A.,

Cor. King and Yonge Sts., Toronto

ROBERT KERR,

Passenger Traffic Manager, Montreal

INVESTORS

We are prepared to furnish up-to-date reports on Canadian Securities.

To buy or sell Bonds or Stocks on Commission.

An inquiry will receive prompt attention.

A. E. AMES & CO.

LIMITED

BANKERS AND BROKERS

Toronto - Canada

MAPS OF EVERY DESCRIPTION FOR
SCHOOL, OFFICE OR HOME

GLOBES TERRESTRIAL OR CELESTIAL
FOR SCHOOL OR LIBRARY

BLACKBOARDS FOR HOME
AND SCHOOL

HARBUTT'S 

PLASTICINE FOR MODELLING
HAS NO EQUAL

WE CARRY THE LARGEST STOCK OF

Kindergarten Material

OF ANY HOUSE IN CANADA

Write us for any further information or Catalogues

THE
Steinberger, Hendry Co.

SCHOOL FURNISHERS

37 RICHMOND ST. W.

TORONTO. ONT.

Toronto Printing Company

56 COLBORNE STREET

Printers and Publishers

Periodicals, Books, Pamphlets, Reports, Office
Stationery, Catalogues, Folders, Leaflets, Etc.

Good Work and Prompt Delivery

Estimates Furnished

A Trial Order Solicited

Phone Main 2280

Telephone :
Main 2377

A. Maccoomb
Manager

The Bryant Press

Limited

Printers
Publishers
Bookbinders

44 Richmond Street West
Toronto : Canada

The Greatest Publishing Organization

in Canada is unquestionably The MacLean Publishing Company, Limited. Starting over twenty years ago with one trade publication the company now publishes seven virile trade newspapers, a weekly financial paper and a monthly magazine, and maintains offices in Toronto, Montreal, Winnipeg, New York and London. It also has staff correspondents in all the chief centres in Canada, the United States and Europe.

Each of the following trade newspapers reach, with every issue, almost the entire trade which it represents in Canada. The Canadian Grocer, Hardware and Metal, Plumber and Steamfitter, Book, seller and Stationer, Printer and Publisher, Dry Goods Review, Canadian Machinery and Manufacturing News.

The Financial Post is a weekly newspaper for all classes of investors and is the recognized Canadian authority on all forms of securities. The London Times says that it is the leading financial authority of Canada.

The Busy Man's Magazine is a monthly magazine for busy men, circulating in Canada, the United States and every country in Europe. Its contents consist of the most interesting and entertaining articles and short stories from all the world's leading periodicals, a list of their other contents, and original articles by Canada's leading writers.

A sample copy of any of these papers sent you on request.

**The MacLean Publishing Company
Limited**

Montreal, Toronto, Winnipeg, New York, London


ENVELOPES

No matter what line of business you are in we can supply any style of envelope desired. Clasped envelopes for mailing samples—Special sizes for catalogues—Sealed yet open envelopes for circulars, etc.


If we don't carry the kind you want we make them up to order on short notice.

WRITE US FOR QUOTATIONS

The **BARBER & ELLIS CO., Limited**
63-71 Wellington Street W., TORONTO




THE ALEXANDER
ENGRAVING CO.
16 ADELAIDE ST. WEST
TORONTO
MAKERS OF CUTS IN
HALFTONE, ZINC & WOOD.



Broderick's
Business
Suits **\$22.50**
known from
Coast to Coast

FRANK BRODERICK & Co.
TAILORS
113 West King St., TORONTO.

Broderick & Frank, Toronto



PATENTS Procured in the United States and Foreign Countries
OPINIONS Furnished as to Infringements and the Validity
and Scope of Patents
TRADE MARKS Registered in the United States and Foreign
Countries

PERCY H. MOORE
Patent Attorney

National Union Building, F St. N. W. **WASHINGTON, D.C.**

LONG DISTANCE TELEPHONE 9411

FRANK YEIGH'S
Picture Travel Talks

DESCRIPTIVE OF
HOME AND FOREIGN LANDS

A limited number of engagements filled during
the season in and near Toronto :: :: ::

667 Spadina Ave., Toronto, Ont.

Niagara
Navigation Co.

Connecting

TORONTO-NIAGARA FALLS-BUFFALO

6 trips daily (except Sunday)

Write for Illustrated Booklet

DINING SERVICE
ON ALL STEAMERS

B. W. FOLGER, Manager
Toronto, Can.

• Upper Canada Tract Society •

have pleasure in informing their friends and the visiting public that in our Depository at

102 YONGE STREET

are displayed all important publications in the department of THEOLOGY--Missionary, DEVOTIONAL and general Religious Literature.

The Directors extend a cordial invitation to all Clergymen and Students of Theological Literature, Sunday School Workers and all other Christian Workers to inspect our stock.

Note Address--**102 YONGE STREET**

SMART MEN DRESSERS

They're not those who are extravagant in buying new clothes, but the men who are careful of the clothes they have. An acquaintance with our methods of dyeing, cleaning and renovating, keeps you well dressed any time.

R. PARKER & CO.

Canada's Greatest Dyers and Cleaners

Toronto - Canada

Stores in Leading Shopping Centres



General Banking Business Transacted

SAVINGS DEPARTMENT AT ALL BRANCHES

Head Office, 8 King St. west, Toronto

BRANCHES IN TORONTO

open from 7 to 9 o'clock every Saturday night.

78 CHURCH STREET
QUEEN WEST cor. BATHURST
BLOOR WEST cor. BATHURST

London, Winnipeg, St. Thomas,
Walkerville, Fernie, B.C., Sandwich,
Alliston, Cannington, Melbourne,
Tecumseh, Belle River, Ilderton,
Lawrence Station, Thorndale

FOREIGN AGENTS

The National Bank of Scotland.
The National Park Bank, New York.
The Merchants Loan and Trust Company, Chicago.
The Home Savings Bank, Detroit.

We Have Special Facilities for _____

Selling
Buying
Renting
and
Managing

Toronto
Real Estate

H. H. WILLIAMS & CO.

26 VICTORIA ST, TORONTO

ESTABLISHED 1886

THE IMPERIAL GUARANTEE AND ACCIDENT INSURANCE CO. OF CANADA

CAPITAL \$1,000,000

GOVERNMENT DEPOSIT \$100,000

We offer special facilities for furnishing
Fidelity Bonds, including Bonds for
Governments, Banks, Commercial
Houses and Court Bonds

HEAD OFFICE: 46 King St. W., Toronto

BRANCH OFFICES:

Canada Life Building
Montreal

Union Bank Building
Winnipeg

E. WILLIAMS,
Asst. Gen'l Manager and Secretary.

A. L. DAVIS,
General Manager

WHEN YOU NEED A BOND ASK US FOR APPLICATION
FORMS AND RATES

PLEASE DO NOT REMOVE
CARDS OR SLIPS FROM THIS POCKET

UNIVERSITY OF TORONTO LIBRARY

F 5000 facts about Canada
5016
F58
1908

