

CRIME PREVENTION PROGRAMS

Below are programs offered **FREE** of charge by the New York City Police Department.

SECURITY SURVEY - A written security appraisal of your home or business which includes recommendations on how to enhance the security of your home or office. All security surveys are kept confidential.

OPERATION IDENTIFICATION – Register your valuables with the NYPD by engraving identification numbers on your property (TV's, DVD players, cell phones, laptops, etc). This effort will deter property from being stolen and facilitate the return of recovered stolen property.

C.A.T. PROGRAM (Combat Auto Theft) – Owners of vehicles state that the auto is not normally operated between the hours of 1:00 AM & 5:00 AM. If the police observe the vehicle between these hours, they will reasonably suspect that such person is in possession of said vehicle without proper authorization. If proper identification is produced by the operator, the police will end the stop.

H.E.A.T PROGRAM (HELP END AUTO THEFT) – If you are a New York City resident and are over the age of (40) and no one under the age of twenty-five (25) operates the vehicle, then you are eligible for this program. You authorize the police to stop the vehicle if they reasonably believe the driver is under twenty-five. A decal is used to identify this program. *HEAT is in effect 24 hours a day.

T.R.I.P PROGRAM (TAXI ROBBERY IDENTIFICATION PROGRAM) – Decals are issued to taxis and liveries who agree to be stopped by the police at anytime. Police action will include a brief inquiry of the driver and visual inspection of the vehicle.

COMMUTER C.A.T. – Decals are issued if you do not normally operate your vehicle during the hours of 10 AM & 4 PM. This program is in effect Monday through Friday. If the police observe the vehicle operated during these hours, permission is given for the police to stop and question the driver.

V.I.N. ETCHING- A mild acid etches the vehicle identification number on the glass of the vehicle to help deter thefts. *Some insurance companies will give a discount on your insurance.

BICYCLE REGISTRATION – Bicycles are engraved with an identification number and registered with the precinct.

70th PRECINCT CRIME PREVENTION

154 Lawrence Avenue

Brooklyn, NY 11230

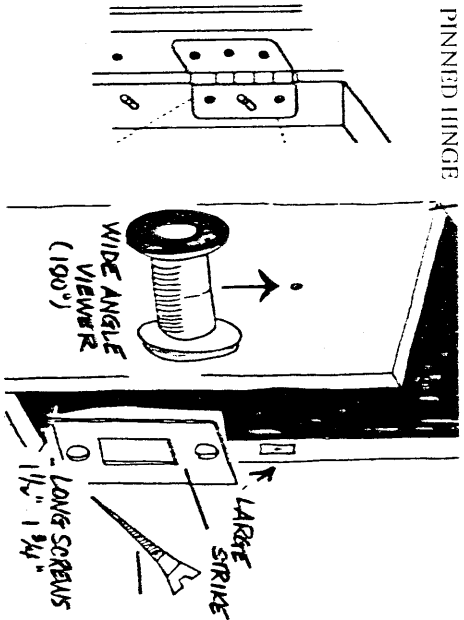
(718) 851- 5504

Police Officer DeMarco

Police Officer McGuinness

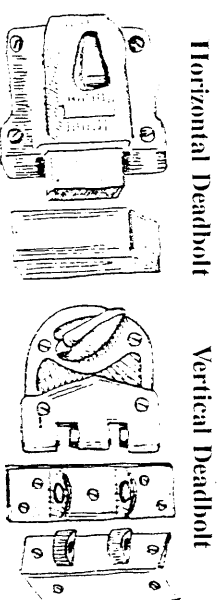
DOORS

Check your door and door frame. Should they be repaired or replaced? All exterior doors should be either metal or solid core wood (1 3/4" thick). Glass or thin wood panels, in or near the door, can be protected by installing polycarbonate glazing and secured with one way screws.



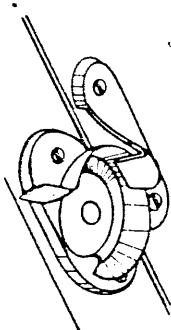
LOCKS

- Use a dead bolt lock with a one-inch throw bolt or a heavy duty drop bolt lock.
- Install a highly pick resistant cylinder.
- Protect the cylinder with a guard plate.
- Use a licensed locksmith.
- Don't use a dual cylinder lock (a lock that has a key in both sides) in a residence. These locks are illegal in multiple dwellings in New York City. Although they offer protection, dual cylinder locks can also trap you in your house during an emergency such as a fire. (Consult the local laws in your community regarding dual cylinder locks).



WINDOWS

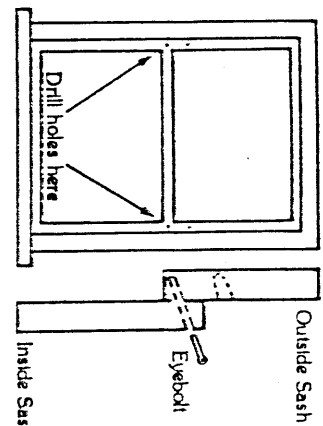
Security devices for windows vary, depending on the type of window and its location. All accessible windows in a private house need securing. This includes basement, first and second floor windows. (Second floor windows can be accessed by ladder, trash cans, nearby trees, garage rooftops, or shrubbery.)



The CRESCENT LATCH found on a double hung window is not an adequate security device. Its function is to keep the upper and lower windows together. Because of its construction a crescent latch will not withstand a simple attack.

The following methods and devices are suggested for securing several types of window openings:

Pinning Double Hung Wooden Windows



To pin double hung wooden windows: at each top corner of the inside sash, drill a hole through the inside sash and three quarters of the way through the outside sash at a slight downward angle. Insert two 5/16 diameter eyebolts, one on each side of the window. The bolts should fit loosely enough in their holes so that they are easy to insert and remove.

A separate set of holes can be drilled into the outside sash approximately three to four inches above the inside sash so that the window can be left open for ventilation. This prevents the window from being opened further than the three or four inches allowed.

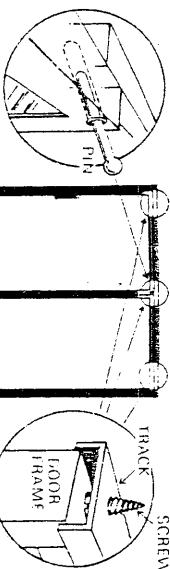
(CAUTION: SOME PINNING TECHNIQUES MAY DAMAGE THERMAL PANE SEALS.)

CASEMENT WINDOWS: Commercial locking devices are available for closed casement windows, however, they cannot be secured in an OPEN position. Therefore, do not leave casement windows open and unattended.

LOUVERED (JALOUSIE) OPENING: Should be secured as they offer no resistance to force. Glass panels can be replaced with impact resistant polycarbonate and they can be pinned to the groove by using one-way screws.

BASEMENT WINDOWS: One of the most popular entry ways; secure with grilles or bars that contain a safety latch for inside opening.

SLIDING PATIO DOORS/SLIDING WINDOWS ARE SPECIAL SECURITY PROBLEMS



Drill a downward sloping hole through the top rail of the sliding door and into, but not through, the top rail of the fixed doors overlap. Insert a pin (or nail) to lock. (Fig. 1) Tighten adjustment screws to prevent lifting door out of channel. (Fig. 2)

OTHER SECURITY DEVICES. . .

LIGHTING Illuminate the perimeter of your house, especially the door areas, with enough light to see a silhouette. Lights that are too bright will hamper viewing. Install the light fixture out of reach, and in a tamper and weather resistant housing.

Use **TIMERS** throughout the house that have variable time changes, and turn the lights on and off when you are not at home.

Avoid displaying the first names of family members on mailbox.

SHRUBBERY Should be cut or designed so that it does not obstruct viewing from inside or outside. Keep a clear view to provide maximum visibility and little concealment.

Air Conditioners Should be secured to the window opening to prevent being pulled out or pushed in.

Window Gate On the first floor or on any emergency exit window (fire escape), a gate should be one that has been approved by the New York City Board of Standards and Appeals. (This gate is commonly known as the "ferry" or "safety" gate and is operated by a latch and not a padlock or combination lock).

GARAGE

Secure an attached garage as you would your dwelling as it is an access point into your house. Other structures such as an unattached garage, tool shed and storage areas should be locked with high quality security devices that are properly installed.

ALARMS

There are variety of alarm systems available in different price ranges. To find out what you need, it pays to comparison shop. Get estimates for your alarm needs from at least three established alarm companies.

OPERATION IDENTIFICATION


Ask your resident precinct Crime Prevention Officer about the New York City Police Department's FREE property marking program.

FOR SERIOUS EMERGENCIES

DIAL 911

ALL OTHER TIMES CALL YOUR
LOCAL PRECINCT

NEW YORK CITY POLICE DEPARTMENT



**SAFEGUARD
YOUR
HOUSE**



**70th Precinct
Crime Prevention Officer
154 Lawrence Ave.
Brooklyn, NY 11230**

FREE SECURITY SERVICES FOR YOUR HOME—OFFICE-OR BUSINESS

SECURITY SURVEYS: confidential surveys conducted for burglary, robbery, larceny and other types of loss.

LECTURE PROGRAM: crime prevention lectures dealing with street crime and property crime can be arranged for your business, civic or social organizations.

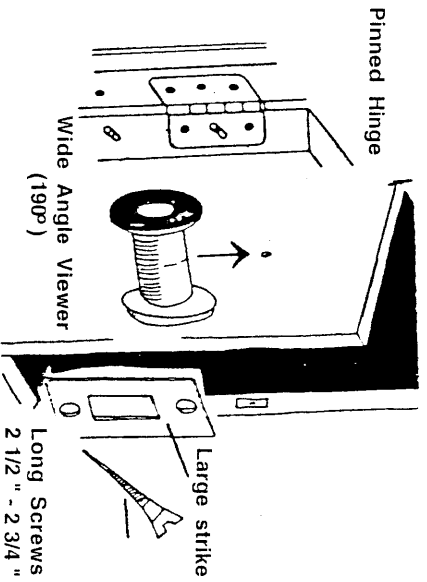
SEND TO: 70th Precinct
Crime Prevention Officer
154 Lawrence Ave.
Brooklyn, NY 11230

REQUEST FOR:

Security Survey _____
Guest Speaker _____
REQUESTOR: Name _____
Address _____
Tel. # _____

DOORS

Check your door and door frame. Should they be repaired or replaced? All exterior doors should be either metal or solid core wood (1 3/4" thick). Glass or thin wood panels, in or near the door, can be protected by installing polycarbonate glazing secured with one-way screws.




LOCKS

- * Use a dead bolt lock with a one-inch bolt throw or a heavy duty drop bolt lock.
- * Install a pick resistant cylinder.
- * Use a licensed locksmith.
- * Additional locks should be installed 12"-18" above or below the doorknob. Consider children, the elderly, and/or the disabled before installing a lock too high.

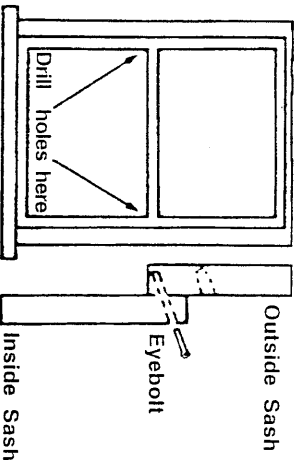
Do not use a double cylinder lock. This is a lock that has a key on both sides (as illustrated below). The installation of this lock in a multiple dwelling is prohibited according to the N.Y.C. Building Code, and it can be deadly if a fire should break out.

DOUBLE CYLINDER LOCK



WINDOWS

Security devices for windows vary, depending on the type of window and its location. All accessible windows in an apartment need securing. These include basements, first floor, top floor, and fire escape windows. Additional security should be applied on those windows near a fire escape, such as bathroom or kitchen windows. Also, secure the windows of your apartment that are near a hallway or public access windows or areas. (Skylights should be examined for easy access and secured if necessary.) Windows below the roof edge may be vulnerable to attack and should be secured with the pinning method. They should not be left wide open but should be pinned and secured locked in the open position (not more than 5").



Pinning Double Hung Wooden Windows

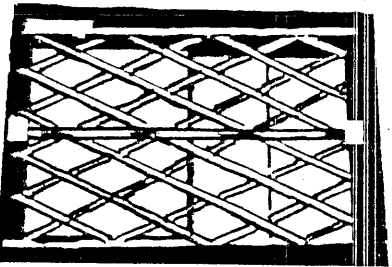
To pin double hung wooden windows: at each top corner of the inside sash, drill a hole through the inside sash and three quarters of the way through the outside sash at a slight downward angle. Insert two 5/16 diameter eyebolts, one on each side of the window. The bolts should fit loosely enough in their holes so that they are easy to insert and remove.

A separate set of holes can be drilled into the outside sash approximately three to four inches above the inside sash so that the window can be left open for ventilation. This prevents the window from being opened further than the three or four inches allowed.

CAUTION: THE PINNING TECHNIQUE MAY DAMAGE THERMAL PANE SEALS, CONTACT THE MANUFACTURER.

ACCESSIBLE WINDOWS: Any opening (window) within 18 feet of ground level, a building projection, or a fire escape, is considered to be an accessible opening (this includes windows near a public hall or route). Therefore, secure accessible openings in the opened and closed position.

BASEMENT WINDOWS: If you live or work in a basement apartment, the windows may be secured with safety gates, or grilles that also contain a safety latch which allows for emergency exit. Do not assume that the basement windows are too small for entry. They are, in fact, one of the most popular points of entry for a burglar.



UNSAFE

GATES

SAFE

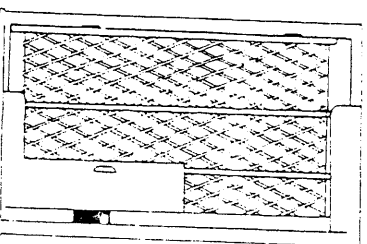
The best and safest way to secure your fire escape or any first floor window is with a New York Fire Department approved gate. This gate is commonly known as the "ferry" or safety gate and is operated by a latch and not a padlock or combination lock.

DO NOT ACCEPT SUBSTITUTES!

The protection afforded by this gate is only as good as the quality of its installation. The screws used for installation of the safety gate should be long enough so that they anchor the gate to the interior wall stud, or the window frame.

PADLOCK OR COMBINATION LOCK

"FERRY" OR SAFETY GATE



GENERAL RECOMMENDATIONS

EDGE GUARDS: Interlocking edgeguards (anti-jimmy bars) offer good protection, however, improperly installed jimmy bars can create a fulcrum or seesaw effect which lends itself to attack on the door.

DUMBWAITERS: Although dumbwaiter doors may seem sealed with paint, the entire opening should be reinforced with sheet metal, metal bars, or heavy duty slide bolts which are installed on the lock-and-hinge side of the door.

SHEETROCK WALLS: Sheet rock (plasterboard) walls may be vulnerable to attack. There are materials and/or devices such as heavy plywood paneling (minimum 1/2"), or alarm sensors, that may be attached directly on or near the wall to detect intrusions.

TERRACES: Although terraces may seem to be out of reach, they are vulnerable to burglary. Secure all terrace doors and/or windows as you would other accessible openings to your residence using appropriate hardware.

AIR CONDITIONERS: If air conditioners are in accessible areas, such as walls or windows near the ground or fire escape, secure the unit to the sleeve to prevent it from being pushed in or pulled out.

CRAWL SPACE: Be aware that some older, attached houses, brownstones, or apartment buildings may have a crawl space above the top floor ceiling and below the roof. This space may connect apartments and should be secured in such a manner that meets fire regulations.

PERSONAL SAFETY

Use the intercom. Buzz people into your building ONLY when you are absolutely sure of the visitor's identity. Answer to a prearranged signal from expected visitors if you do not have an intercom. Discourage drop-in visitors and advise


friends and relatives to call you first from a local phone before visiting.

Do not enter or remain with a stranger in an elevator if you feel unsafe.

If you live on the top floor, make certain that the roof door is closed. By N.Y.C. Building Code regulation, a roof door may not be locked temporarily or permanently. It must always allow for emergency exit.

OPERATION IDENTIFICATION

Ask your resident precinct Crime Prevention Officer about the **FREE** property marking program offered by the New York City Police Department.



70th Precinct
Crime Prevention Officer
154 Lawrence Ave.
Brooklyn, NY 11230

718-851-5504

You can help us fight terrorism,
report suspicious activity to:

1-888-NYC-SAFE
1-888-692-7233

NEW YORK CITY POLICE DEPARTMENT

**CRIME PREVENTION
SAFEGUARDING
YOUR APARTMENT**



70th Precinct
Crime Prevention Officer
154 Lawrence Ave.
Brooklyn, NY 11230