

# Lesson #6: The Rise of the Triad

Liam Gallagher

Educationally ♩ = 80

## Exercise 6.1

Piano

Interval notation: (-2) (+2) (P4) (-6) (+6) (-7) (+7) (-6) (+6) (-3) (+3)

Interval notation: (P8) (+7) (+6) (-7) (P5) (-6) (-6) (+6) (P5) (-6) (+2) (-3)


## Exercise 6.2

Interval notation: (P5) (+3) (+2) (-7) (P4) (+6) (-6) (-3) (-7) (P4) (-6) (P8)

## Exercise 6.3


Interval notation: (Min.) (Maj.) (Dim.) (Aug.) (Dim.) (Min.) (Dim.) (Min.) (Maj.) (Dim.) (Maj.) (Dim.)

## Exercise 6.4




Musical notation for Exercise 6.4, featuring a treble clef and a bass clef. The treble clef contains a sequence of eighth and sixteenth notes, while the bass clef contains rests.

## Exercise 6.5




Musical notation for Exercise 6.5, featuring a treble clef and a bass clef. The treble clef contains a sequence of eighth notes with slurs, and the bass clef contains rests.

## Exercise 6.6



Musical notation for Exercise 6.6, featuring a treble clef and a bass clef. The treble clef contains a sequence of eighth notes with slurs, and the bass clef contains rests.



Musical notation for Exercise 6.6, featuring a treble clef and a bass clef. The treble clef contains a sequence of eighth notes with slurs, and the bass clef contains rests.

These materials are meant to be used in conjunction with the Ear Trainer Podcast available on iTunes, and the Ear Trainer Blog available at [www.eartrainer.blogspot.com](http://www.eartrainer.blogspot.com). Don't forget to tell a friend about the podcast and the blog, and keep training your ears.