

Crossings


for violin, flute and guitar

Andreja Andric 2000

Instead of a common score each musician's part is given separately. Musicians play independently in every respect except the common rhythm, with accent on fast, constant pulse, elements of virtuosity and improvisation. Guitarist starts first, violin and flute join a little later. Tempo should be fast: around six eight notes per second. Total duration should be around 15 minutes.

Violin

Content of any measure can be repeated any number of times. Breaks of any length can be made between any two bars. Everything should be played non-legato.



This musical score is written for violin, flute, and guitar. It consists of 11 staves, each containing a single melodic line. The notation includes various musical symbols such as treble clefs, key signatures (ranging from one sharp to four sharps), and time signatures (including 7/4, 2/4, 6/4, 8/4, 3/4, 15/4, and 9/4). The score is divided into measures by vertical bar lines, with repeat signs (double bar lines with dots) indicating sections to be played multiple times. The measures are numbered 18, 20, 22, 24, 26, 28, 30, 33, 34, 36, 39, 41, 43, and 45 at the beginning of each staff. The music features a variety of note values, including eighth, quarter, and half notes, as well as rests and accidentals (sharps and flats).

18

20

22

24

26

28

30

33

34


36


39


41


43


45


47 


50 


53 


57 


59 


62 


65 


67 

69 

71 

74 

76 

78 

80

82

84

Flute

Content of any measure can be repeated any number of times. Breaks of any length can be made between any two bars. Everything should be played non-legato.

3

5


7


9


12


14


16


18 


20 


23 


26 


30 


33 


36 

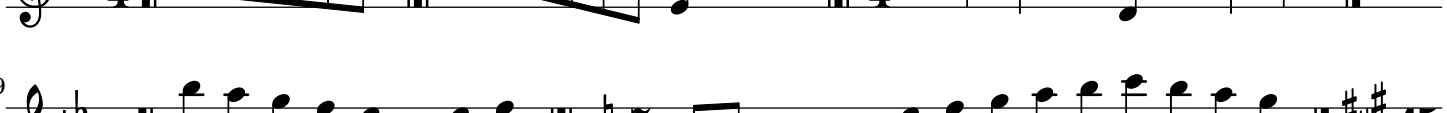
39 


41 

44 

46 

49 

51 

52 

54

57

59

61

63

66

69

71

72

74


77

79

82

83

Guitar



...
 Continue in the same manner, applying the two alternate fingerings to the following positions: V IV IV III
 nulla IV IV I V II VI VIII I VI nulla nulla II III VIII VIII V VI II VI VI VII nulla nulla IV nulla nulla
 VII I V nulla VI VIII II VI IV III VIII I VI II I IV VI VIII V nulla II nulla VI III VIII nulla V II I etc.