

The great barrier reef of Australia


FQH


95.55

G78K37

Plates

FISHES





W. Saville-Kent, Photo.

BLEACHED CORAL SPECIMENS FROM THE GREAT BARRIER REEF.

London Stereoscopic Co. Rep.






London Stereoscopic Co. Rep.

CHARTED REEF, THURSDAY ISLAND, TORRES STRAITS.

W. Saville-Kent, Photo.





No. 1. INSHORE REEF, PALM ISLANDS.



W. Saville-Kent, Photo.


London Stereoscopic Co. Rep.

No. 2. ERODED INSHORE REEF, THURSDAY ISLAND.





No. 1. MADREPORE ISLET, PORT DENISON.



W. Saville-Kent, Photo.

London Stereoscopic Co. Rep.

No. 2. PORITES ISLET, FRINGING REEF, PORT DENISON.





No. 1. PORITES ISLETS, PALM ISLAND'S REEF.

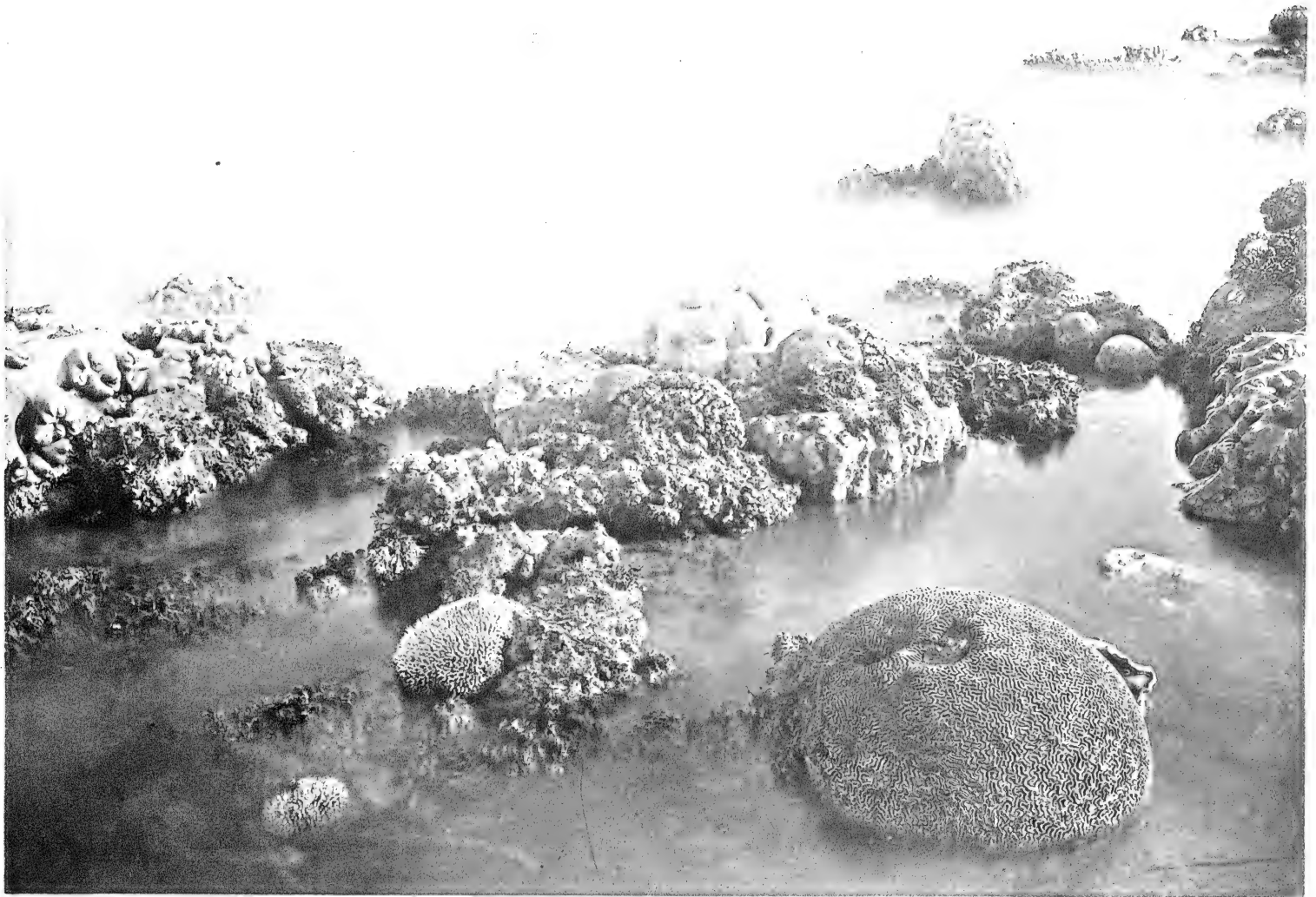


W. Saville-Kent, Photo.

London Stereoscopic Co. Rep.

No. 2. MIXED CORALS WITH PORITES BASEMENT, PALM ISLAND'S REEF.





"DOG" REEF, SADDLE-BACK ISLAND, PORT DENISON.



W. Saville-Kent, Photo.

London Stereoscopic Co. Rep.

MILLEPORA AND ALCYONARIA FRINGING REEF, PORT DENISON.





No. 1. SUBMERGED MILLEPORA, PALM ISLAND'S REEF.



W. Saville-Kent, Photo.


London Stereoscopic Co. Rep.

No. 2. LOPHOSERIS REEF, PORT DENISON.





A. LOW WOODY REEF, OUTER BARRIER SERIES, No. 2.



W. Saville-Kent, Photo.

London Stereoscopic Co. Rep.

B. LOW WOODY REEF, OUTER BARRIER SERIES, No. 3.





W. Saville-Kent, Photo.

London Stereoscopic Co. Rep.

CRESCENT REEF, OUTER BARRIER SERIES, No. 6.





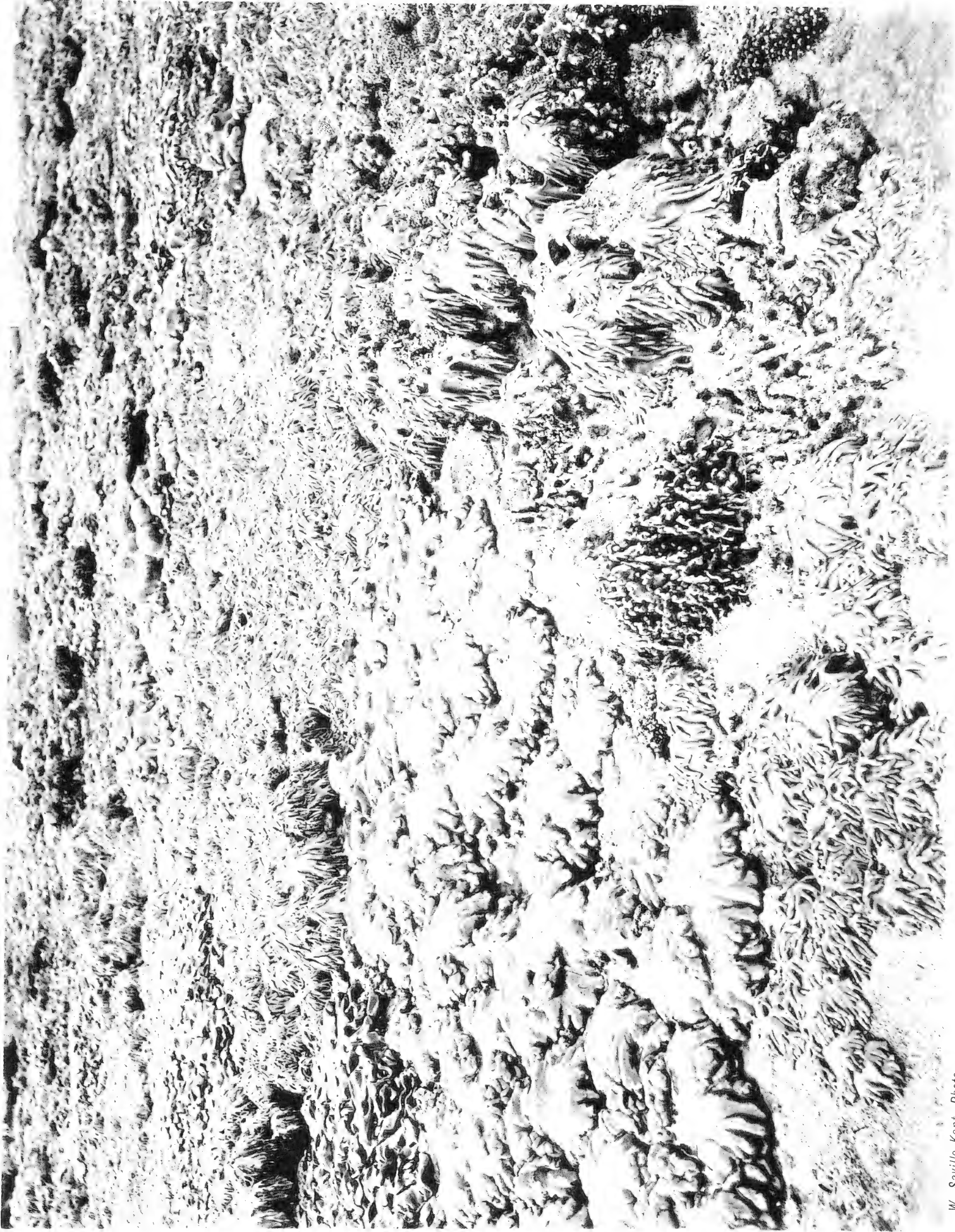
W. Saville-Kent, Photo.

London Stereoscopic Co. Rep.

ORGAN-PIPE-CORAL REEF, THURSDAY ISLAND, TORRES STRAITS.



PLATE XIX.



W. Saville-Kent, Photo.

ALCYONARIAN REEF, THURSDAY ISLAND, No. 1.

London Stereoscopic Co. Rep.





A. ALCYONARIAN REEF, THURSDAY ISLAND, No. 2.




W. Saville-Kent, Photo

London Stereoscopic Co. Rep.

B. ALCYONARIAN REEF, THURSDAY ISLAND, No. 3.



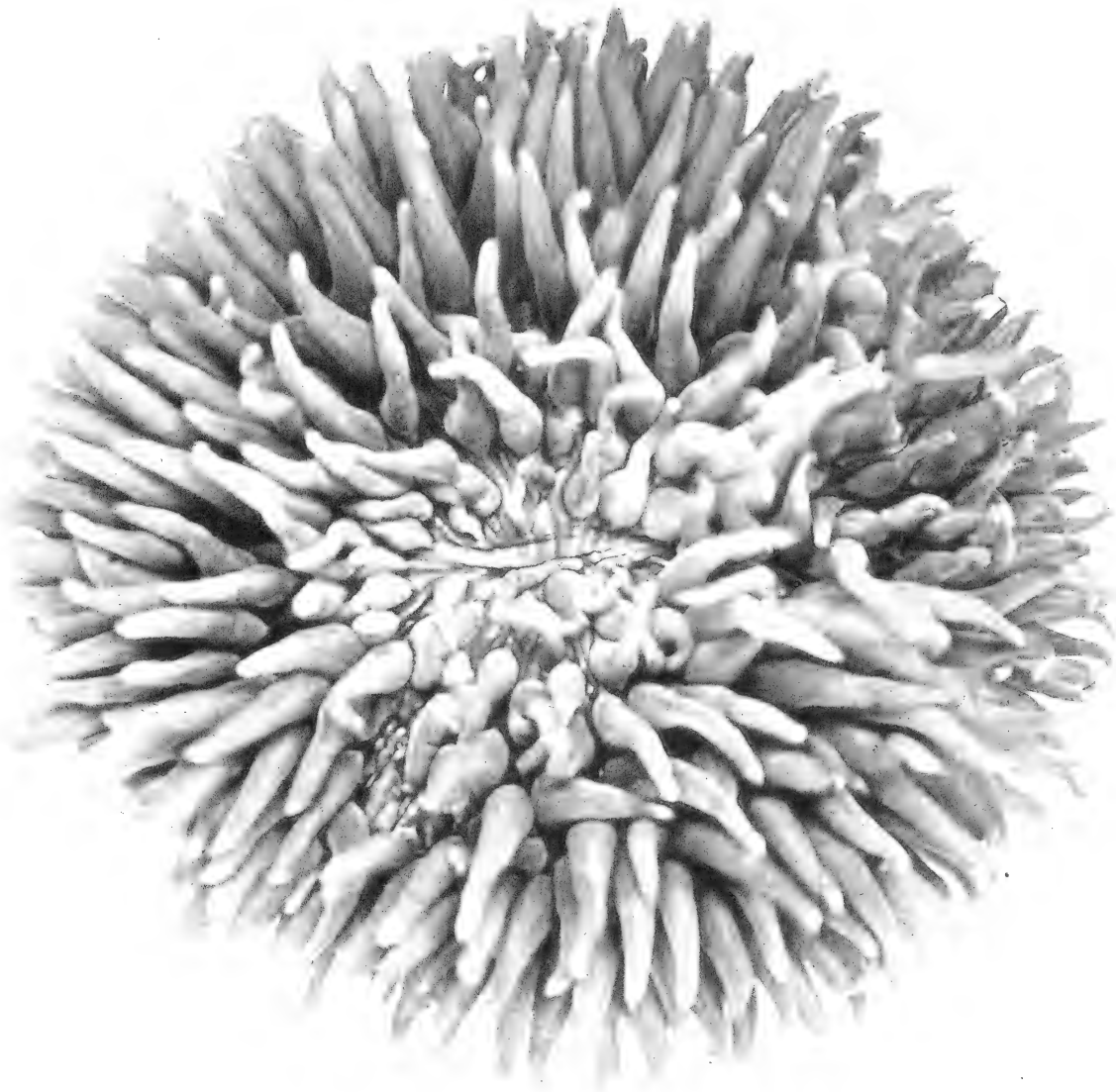



W. Saville-Kent, Photo.

GIANT ANEMONE, DISCOSOMA, SP., $\frac{2}{3}$ NAT. SIZE.

London Stereoscopic Co. Rep.






W. Saville-Kent, Photo.


London Stereoscopic Co. Rep.

MUSHROOM CORALS, FUNGIA CRASSITENTACULATA, EXPANDED, CONTRACTED, AND YOUNG ATTACHED CONDITIONS, NAT. SIZE.





No. 1. MUSHROOM CORAL WITH ATTACHED YOUNG, NAT. SIZE




W. Saville-Kent, Photo.

London Stereoscopic Co. Rep.

No. 2. MUSHROOM CORALS, FULLY EXPANDED, $\frac{2}{3}$ NAT. SIZE.

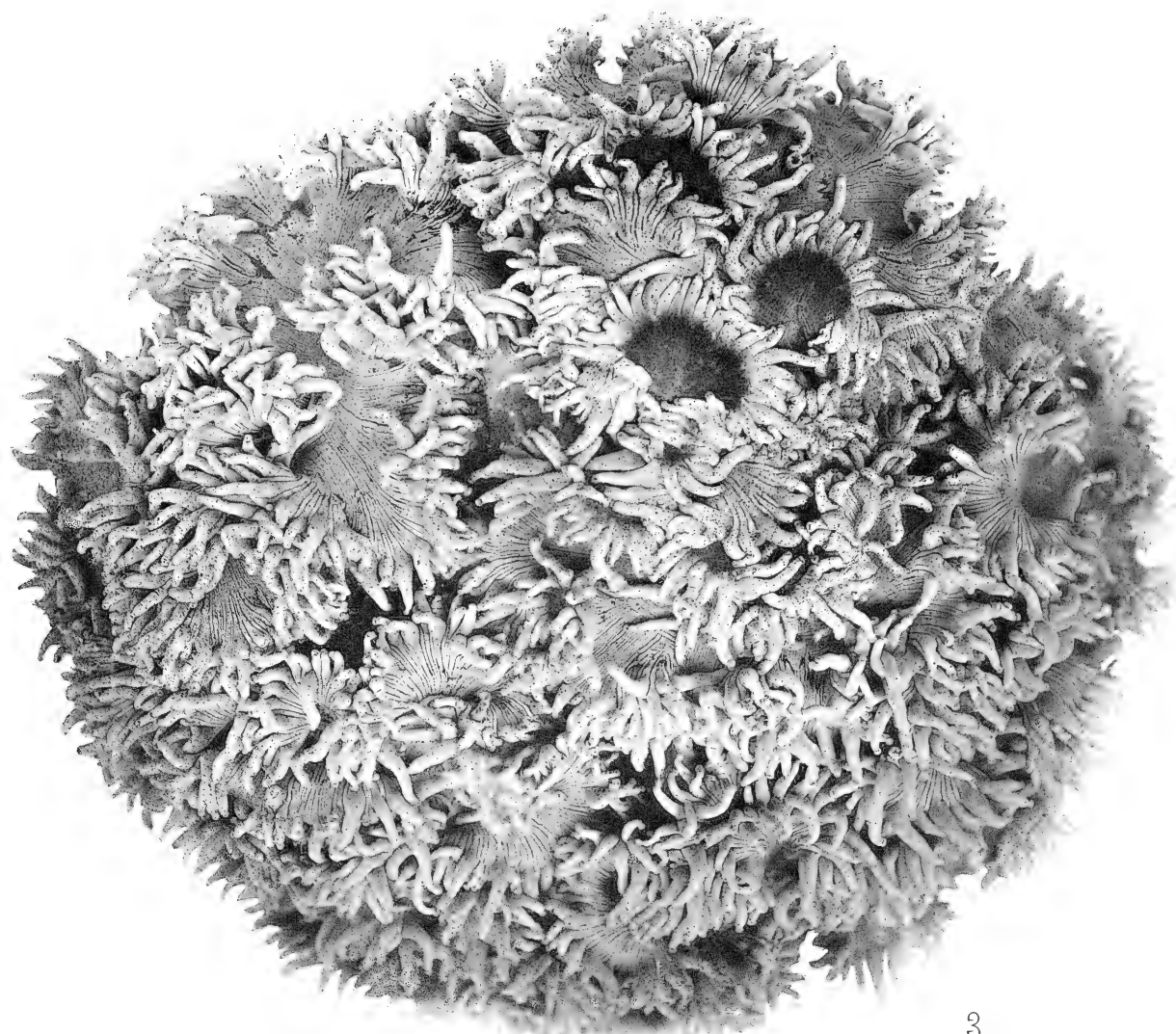




1.



2.



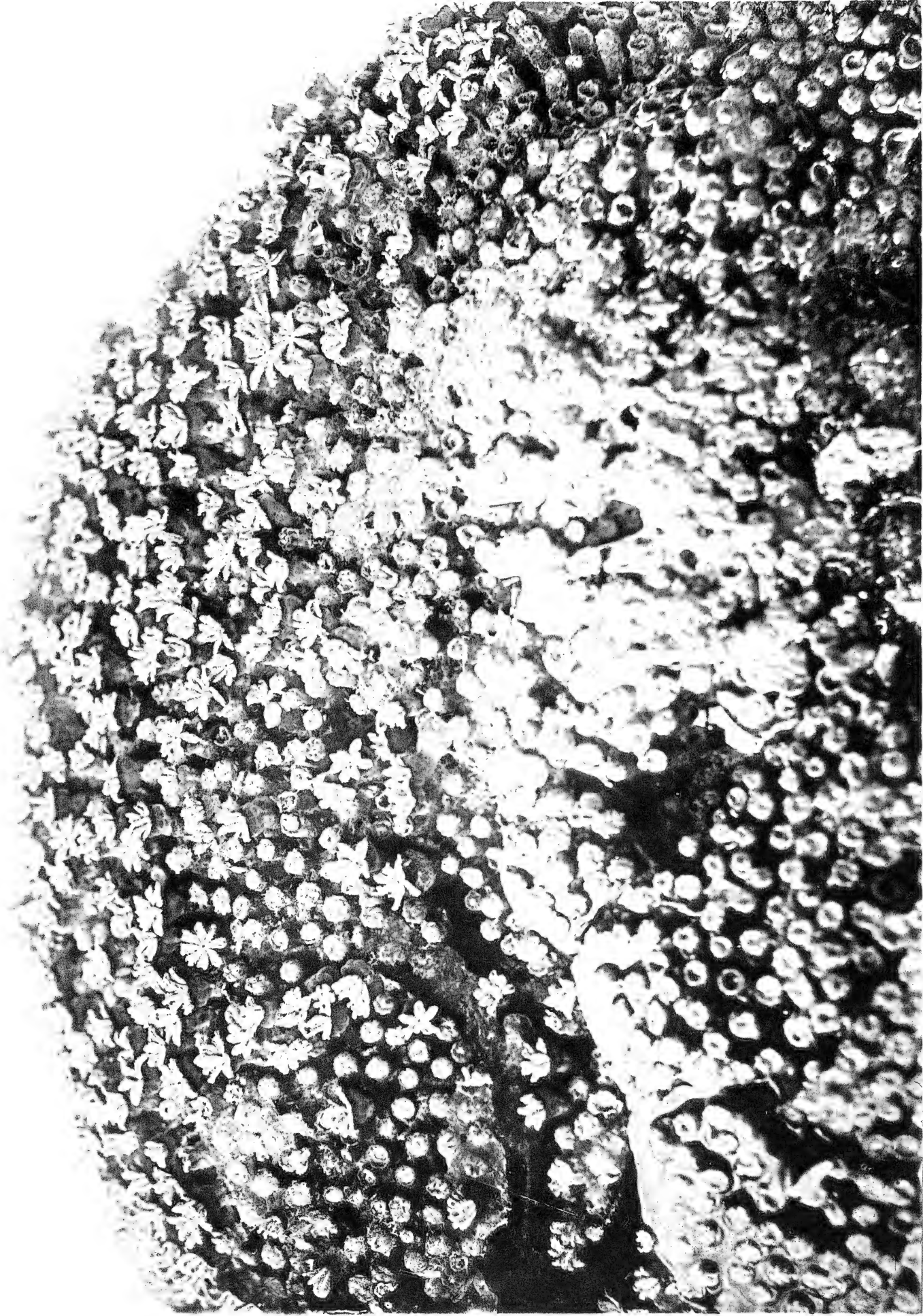
3.

W. Saville-Kent, Photo.

London Stereoscopic Co. Rep.

LIVING CORALS, WITH EXPANDED POLYPS.





W. Saville-Kent, Photo.

ORGAN-PIPE CORAL, WITH EXPANDED POLYPS.





W. Saville-Kent, Photo.

London Stereoscopic Co. Rep.

AUTHORS' METHODS OF PHOTOGRAPHING SUBMERGED CORALS AND BÊCHE-DE-MER.





W. Saville-Kent, Photo.

London Stereoscopic Co. Rep.

PALM ISLANDS REEF, WITH SUBMERGED SEA-URCHINS.

SMITHSONIAN



A. OUTER BARRIER REEF, WITH GIANT CLAMS AND BÊCHE-DE-MER.



W. Saville-Kent, Photo.

London Stereoscopic Co. Rep.

B. OUTER BARRIER REEF, WITH EMPTY SHELL OF GIANT CLAM.

SEIFERTSMANN



A. FLOTSAM.—WRECK OF NEW GUINEA MISSION SCMOONER "HARRIER."



W. Saville-Kent, Photo.

London Stereoscopic Co. Rep.

B. JETSAM.—STORM-STRANDED CORAL-ROCKS, CAPRICORN ISLANDS REEF.






W. Saville-Kent, Photo.

London Stereoscopic Co. Rep.

HURRICANE-STRANDED CORALS, FRINGING REEF, PORT DENISON.





W. Saville-Kent, Photo.

London Stereoscopic Co. Rep.

SPECIMENS OF CORAL-ROCK CONGLOMERATES.

SMITHSONIAN INSTITUTION
WASHINGTON, D. C.



A. OUTER BARRIER REEF, WITH SUBMERGED BÊCHE-DE-MER.



W. Saville-Kent, Photo.

London Stereoscopic Co. Rep.

B. LADY ELLIOTT ISLAND REEF, WITH SUBMERGED BÊCHE-DE-MER.






1.



2.




3.

W. Saville-Kent, Photo.


London Stereoscopic Co. Rep.

1. BÊCHE-DE-MER, SMALL LOLLY-FISH. 2. BÊCHE-DE-MER, SPOTTED-FISH. 3. TEAT-FISH.





A.




B.

A. SNAKE-LIKE BÈCHE-DE-MER.

B. PRICKLY-FISH.



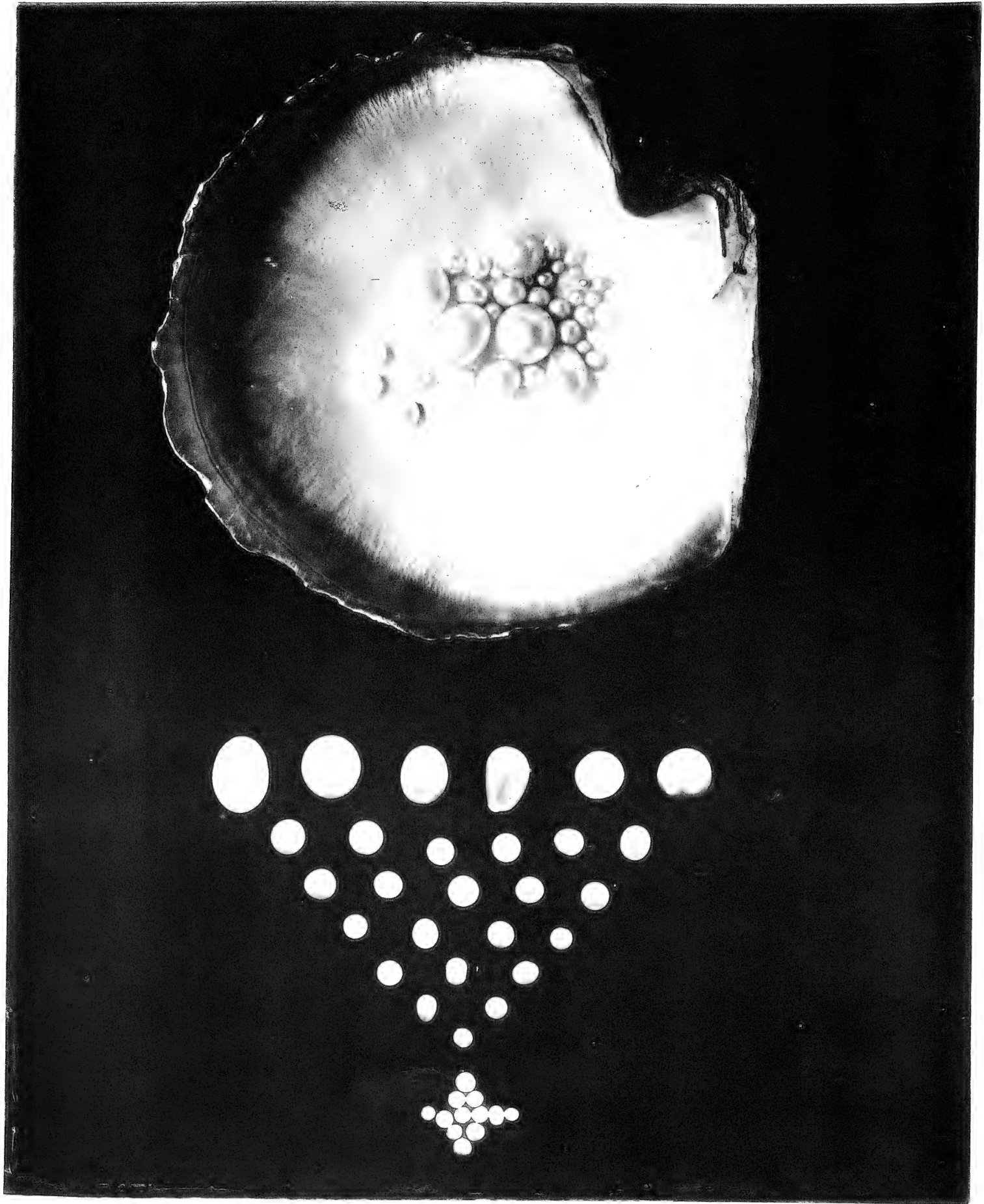


W. Saville-Kent, Photo.

London Stereoscopic Co., Rep.

NATIVES OF WARRIOR ISLAND, TORRES STRAIT, PREPARING BÈCHE-DE-MER FOR THE CHINESE MARKET.






W. Saville-Kent, Photo.

Waterlow & Sons Limited.

QUEENSLAND PEARLS, NAT. SIZE.





W. Saville-Kent, Photo.

Waterlow & Sons Limited.

MOTHER-OF-PEARL SHELLS,
AND ARTIFICIALLY PRODUCED PEARL. NAT. SIZE.





MANGROVE OYSTER BANK, KEPPEL BAY.



W. Saville-Kent, Photo.

Waterlow & Sons Limited.

MANGROVE OYSTERS, ENDEAVOUR ESTUARY.





OYSTER REEF, KEPPEL BAY.



W. Saville-Kent, Photo.

Waterlow & Sons Limited.

CORAL-ROCK OYSTERS.





CULTIVATED OYSTER BANK, MORETON BAY.



W. Saville-Kent, Photo.


Waterlow & Sons Limited.

WHELK-OYSTER BANK, MORETON BAY.





BARRIER REEF SHELLS ON SPONGE TABLE.



W. Saville-Kent, Photo.

Waterlow & Sons Limited.

BARRIER REEF SHELLS ARTISTICALLY UTILISED.







1. GIANT PERCH. *Latris calcarifer*, $\frac{1}{10}$.



2. NORTHERN MULLET. *Mugil waigiensis*, $\frac{1}{8}$.



3. ROCK COD. *Serranus crapao*, $\frac{1}{8}$.



4. TAYLOR. *Tennocon saltator*, $\frac{1}{4}$.




5. GROPER. *Oligorus Terra-reginae*, $\frac{1}{12}$.




6. FLATHEAD. *Platycephalus stajeri*, $\frac{1}{4}$.






1. QUEENSLAND TRUMPETER.
Pristipoma hasta, 1/4.



2 SPINOUS SCHNAPPER.
Pagrus spinifer, 1/4.



3. SPOTTED DOREY.
Drepane punctata, 1/3.



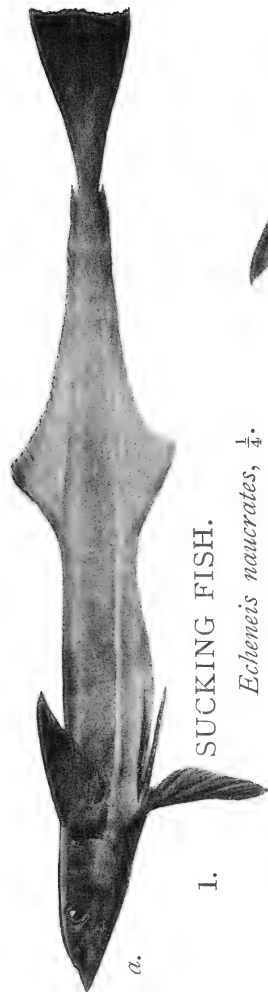
4. BLACK BAT-FISH.
Stromateus niger, 1/4.

W. Saville-Kent, Photo.

Waterlow & Sons Limited.

BARRIER REEF FISHES.






1. SUCKING FISH.
Echeneis naucrates, $\frac{1}{4}$.



3. PIG-FACED BREAM.
Lethrinus sp. $\frac{1}{4}$.




4. RIFLE FISH.
Toxotes jaculator, $\frac{1}{3}$.



2. WHITING.
Sillago ciliata, $\frac{1}{4}$.



5. TOBACCO-PIPE FISH.
Fistularia serrata, $\frac{1}{3}$.



OX-EYE HERRING.
Megalops cyprinoides, $\frac{1}{4}$.






1. KING FISH. *Cybium commersoni*, $\frac{1}{8}$.




2. COOKTOWN SALMON. *Polynemus tetradactylus*, $\frac{1}{6}$.




3. SMELT. *Saurida argentea*, $\frac{1}{2}$.



4. QUEEN FISH. *Chorinemus lysan*, $\frac{1}{4}$.

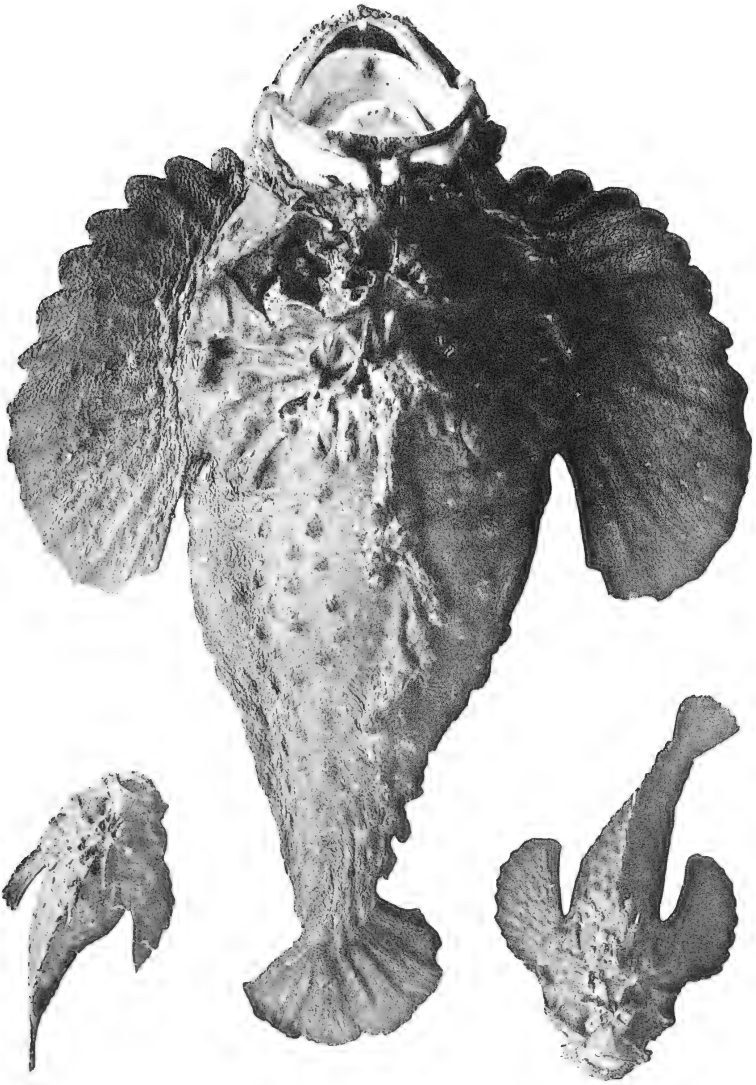


5. QUEENSLAND HOLIBUT. *Psettodes erumeus*, $\frac{1}{4}$.

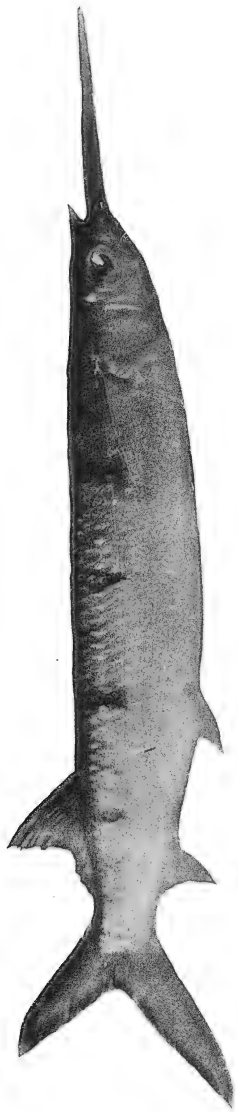


6. GIANT HERRING. *Chanos salmonus*, $\frac{1}{6}$.







1. STONE FISH. *Synancidium horridum*, $\frac{1}{3}$.



2. BANDED GAR-FISH. *Hemirhamphus far*, $\frac{1}{3}$.



3. WHITE TREVALLY. *Caranx nobilis*, $\frac{1}{3}$.



4. BANDED DOREY.
Scatophagus atate-varians, $\frac{1}{3}$.
W. Saville-Kent, Photo.




5. PIKE EEL. *Muraenesox cinereus*, $\frac{1}{6}$.

BARRIER REEF FISHES.

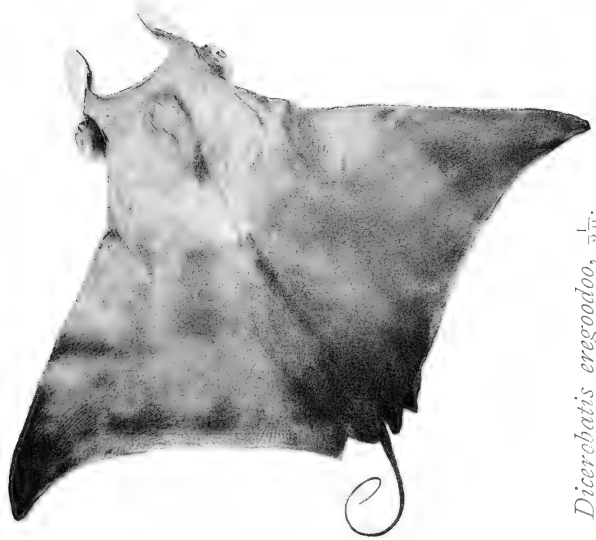





1. POUCHED LEATHER-JACKET.
Monacanthus sp., $\frac{1}{3}$.



2, 3. OX-RAY. *Dicerobatis eregoodoo*, $\frac{1}{10}$.



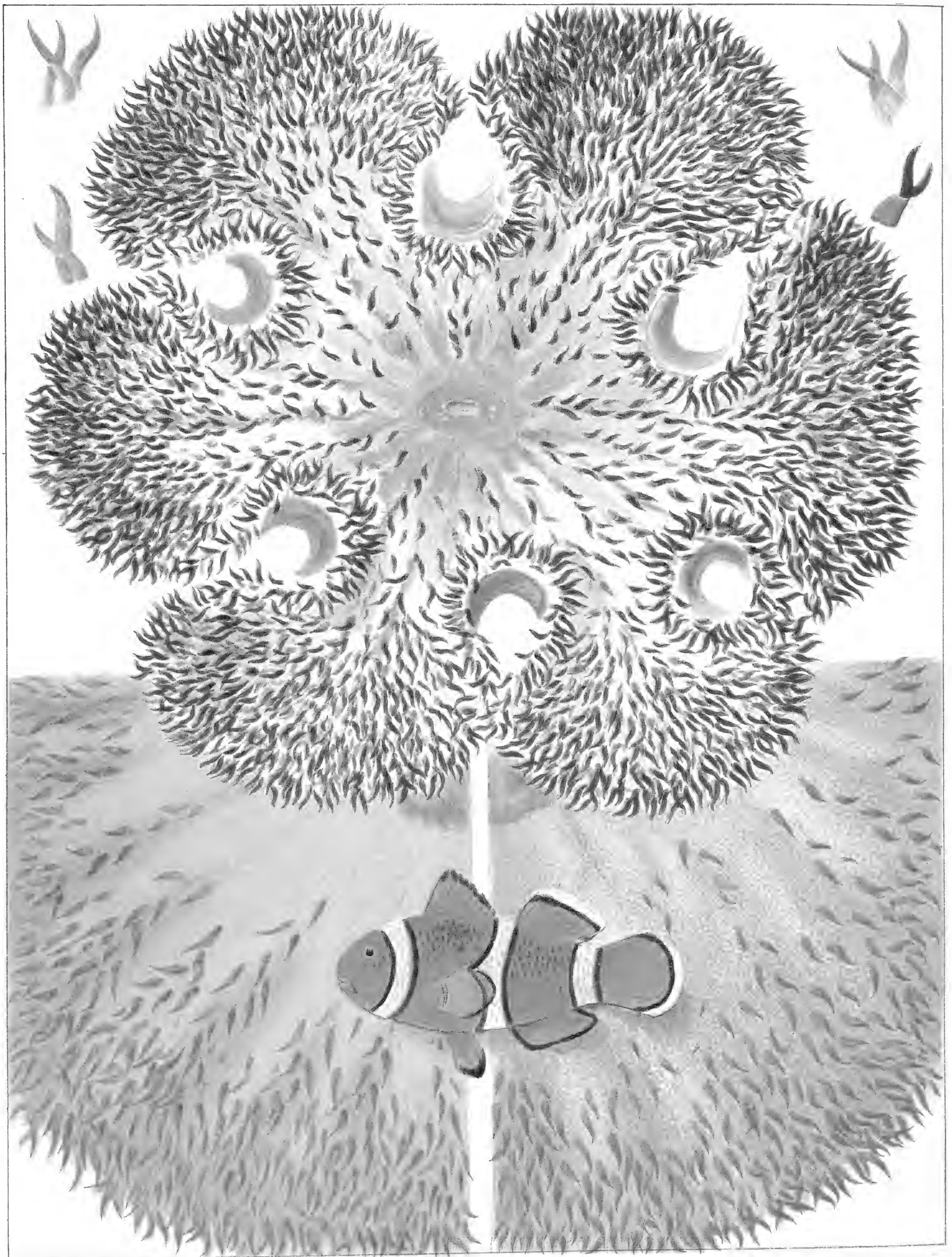
4. SHOVEL-NOSED SKATE.
Rhinobatis granulatus, $\frac{1}{10}$.



5. CARPET SHARK.
Crossorhinus tentaculatus, $\frac{1}{10}$.







W. Saville Kent, del et pinx. ad nat.

W. Saville Kent, del et pinx. ad nat.

BARRIER REEF ANEMONES.



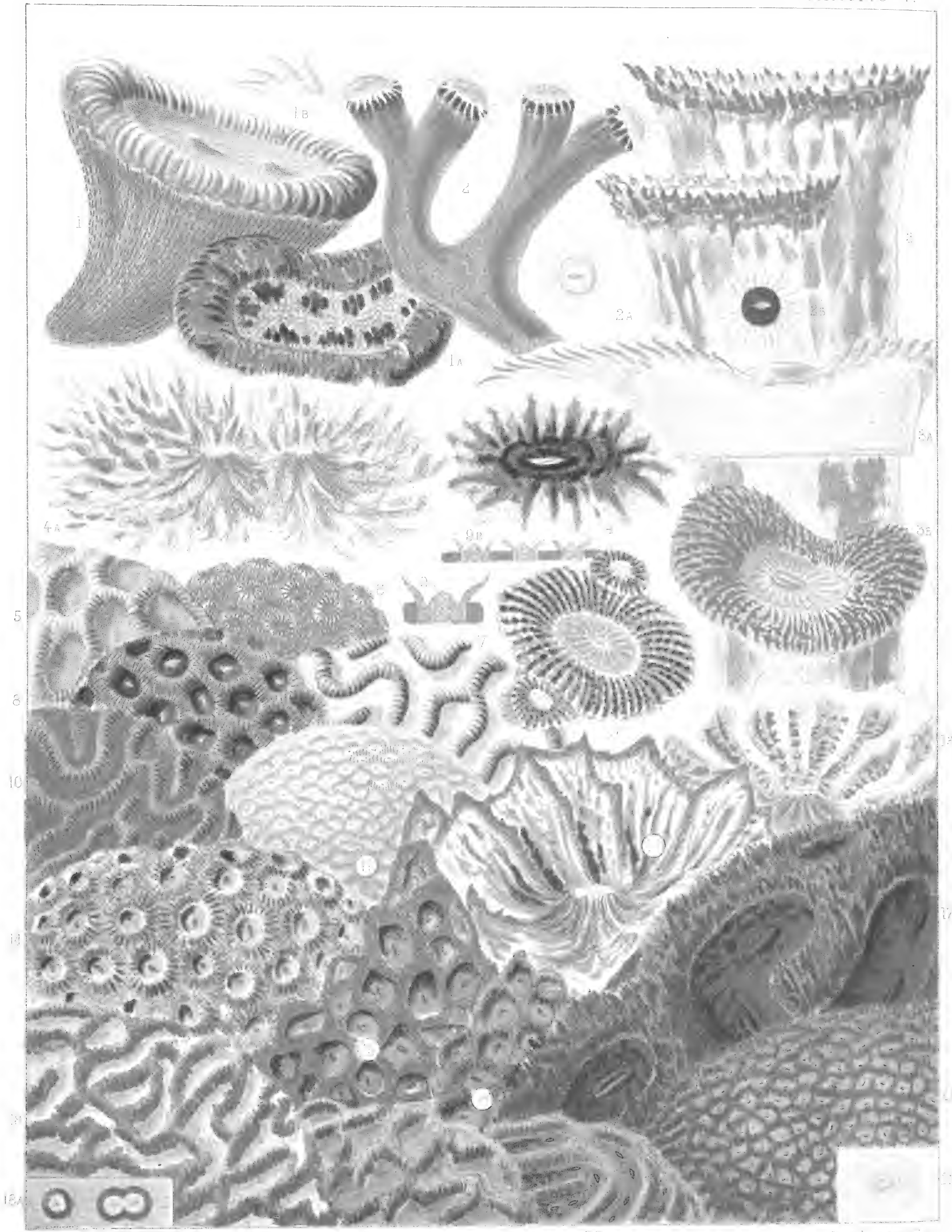


W. Saville-Kent, del. et pinx. & int.

Riddle & Couchman, Imp. London, S.E.

BARRIER REEF ANEMONES.





W. Saville-Kent, del. et pinx. ad nat.


19

20

Riddle & Couern

GREAT BARRIER REEF CORALS.






W. Saville-Kent, del. et pinx. ad nat.

Riddle & Couchman, Imp. London, S. E.

GREAT BARRIER REEF CORALS.






W. Saville-Kent, del. et pinx. ad nat.

Riddle & Couchman, Imp. London, S.E.

GREAT BARRIER REEF CORALS.






W.Saville-Kent, del. et pinx. ad nat.

Riddle & Couchman, Imp. London, S.E.

GREAT BARRIER REEF ECHINODERMS.








W. Saville Kent, del. et. pinx. ad nat.

Riddle & Coultman, Imp. London, S. E.

BARRIER REEF TREPANG OR BÊCHE-DE-MER.




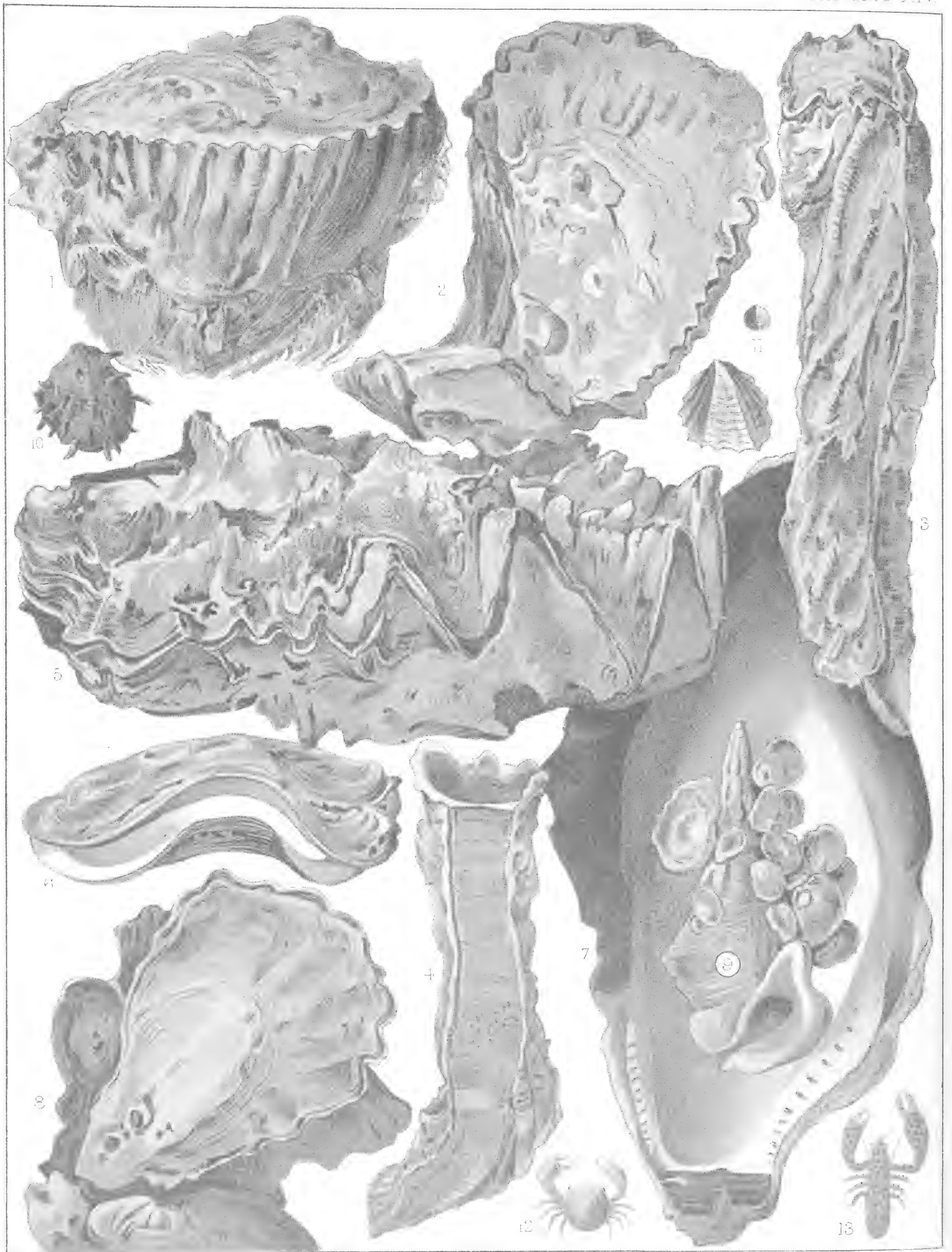


W Saville-Kent, del. et pinx. ad nat.

Riddle & Couchman, Imp. London, S.E.

BARRIER REEF MOLLUSCS AND PLANARIANS.







W. Saville Kent, del. et pinx. ad nat.

Riddle & Couchman, Imp. London. S. E.

GREAT BARRIER REEF OYSTERS.






W. Saville-Kent, del. et pinx. ad nat.

Fiddle & Couchman, Imp. London, S. E.

GREAT BARRIER REEF FISHES.





W. Saville Kent, del. et. sculp. et. net.

Hogg & Co. Lith. London, E.C.


#11
7810


paper print?

GREAT BARRIER REEF FISHES.









Marion R.
Breakers

19°

Reef seen by
Wanstell 1

SMITHSONIAN INSTITUTION LIBRARIES



3 9088 00817 1308