


401-414  
Always Bring this Book.



*Mrs. J. H. Dyer*

In account with

*J. B. Freeman*

DEALER IN

**CHOICE BEEF,**

MUTTON. LAMB, VEAL, PORK,

Hams, Bacon, Corned Beef,

TONGUES, ETC.

**POULTRY & GAME**

IN SEASON.

Goods Promptly Delivered, Free of Expense.

401

Very gregarious on base of tree (Smilax  
oblongifolia) Woods Hole, Mass., Aug 11, 1893  
 Head slightly bilobed, broad, rounded posteriorly  
 shining black with a narrow white line (sh. hel. 45)  
 Body slender, cylindrical, sides the legs  
 subtruncate at the extremities, thick.  
 Venter black with brown dots, several  
 nocturnal, anal ① ant. annule from  
 ②, ③ lat, ④ also good, 5 ant 6 post-5-V,  
 feet normal, the fore, all with outer  
 blackish plates & black claws.  
 Red part shiny, white above spiracle  
 with d, s-d, lat & super stig lines  
 narrow black, & between them 2  
 other neat d. & super lat. & oblique  
 gray, all separated by white, S-V  
 & ventral line yellow with SS  
 & S-V orange bands. The ends

of the larva have peculiar markings - viz. On 2 a black patch representing osh, surrounded by white, as the line ceases before it. 5-8 line on 2 (only) is black, On 11, the 5-d line ceases & the 2 oblique line join behind it, square  $\square$  which the lat. & supra st. become confluent. On 12 are 2 5-d & 1 lat. (mid-spinal) white patches, rounded, separated by black. The large lateral one wrinkled; on 13, 4 similar small patches (each side) the anal plate black. The post. 5-d patch on 12 contains a dark cloud the d line runs through, but none of the others can be traced. There are on ant. edge of 2, before cervical spot, 2 white patches separated by black similar to those on post. end of body

Woll Aug 13 Same but all the dorsal line alike, black. w. hd <sup>(sh hd 2.0)</sup> mm. The cloud\* in post 5-d patch on 12 has become a black spot.

Woll Aug 20 Same. Angular shade\* <sup>black</sup> [white, 12 narrow black line, below spiracles 11 & 12 yellow with orange bands] the 3 lower <sup>supra st.</sup> lines on each side are connected transversely by irregular black streaks. The feet black, abd. outwardly 12 slightly enlarged, 13 small. Head partly retracted under 2 which is a little humped a black dot in the 2-d patch on 13 [would not eat hot house Drosoph. Left with Linton] He put them in alcohol

Hadena turbulenta

(ant Doll)

Coll. .31 .44 .63 .90 1.3 1.8 2.6 3.7 4.70  
 Found .35 .45 .6 .9 1.25  
 HYB.  
 402

4 Eggs laid by ♀ Arctia pantherice at  
 Plattburgh, N.Y. night Aug 27-8, 1893  
 Laid loose, rounded conical, shiny,  
 pearly yellowish white: diam. .9 mm  
 Basal end a little concave.

Hatched night Sept 9-10 Hd indistinct black.  
 Body normal, pale, c-sh c warts black,  
 warts large, giving appearance of dark  
 gray lanes. Hairs single, <sup>stiff</sup>  
 rather long, dark. w. hd. <sup>(sh. hd. .355)</sup> mm.

Moist Sept 15 Head bilobed black, clypeus  
 large, pale <sup>(sh. hd. .45)</sup> w. mm Body light brown  
 warts black, hair black becoming  
 pale s-r. Hair stiff, not long, thin  
 but several from a wart. Appearance  
 of pale s-d s-d line between warts.

Moist Sept 21 Hd well bilobed, sutures deep  
 clypeus large,  $\cup$ , very shiny black

labrum pale, reddish. <sup>(sh. hd. .6)</sup> w. 6? mm.  
 Body cinnamon brown with a narrow  
 even d. line w/ a shade pale.  
 warts large, black,  $\odot$  connected by  
 a black s-d shade. Venter pale  
 Hair bristly, black, a few of the  
 post. ones longer but inconspicuous.

Moist Sept 29 Hd shiny black with short  
 setae. <sup>(sh. hd. .9)</sup> w. mm Body black, the skin  
 pale laterally, especially around  
 bases of warts. Venter large black.  
 Hair very dense, bristly, jet black,  
 spinulose, the few long posterior  
 hairs less bristly and pale.

Contrasts in color with last stage.  
 Moist Oct 10 <sup>(sh. hd. 1.25)</sup> w. hd 1.4, bilobed shiny  
 black. Body blackish brown, darker  
 than in the previous stage, the warts  
 shiny black granular. The feet

Black, abd. blackish, pale at tip.  
Hair mostly short but dense,  
spiculated & pointed, very black.  
a few longer ones post. also black.  
No marks on body but the lines of  
wax give a faint appearance of pale  
lines between them.

[3 hibernated in stage IV, one in stage V]

(Out the 3 with one on ice Oct 21, 1893)

Kept the big one warm - molt Oct 25. Hd slightly  
bilobed shiny black above dorsal pale line  
w. 1.7 ± mm. Body blackish, more brownish  
laterally, wax ①-③ shiny black, the others  
with black granulation. Feet concolorous.  
Hair with spines black as also the  
few long post. hairs. No marks.

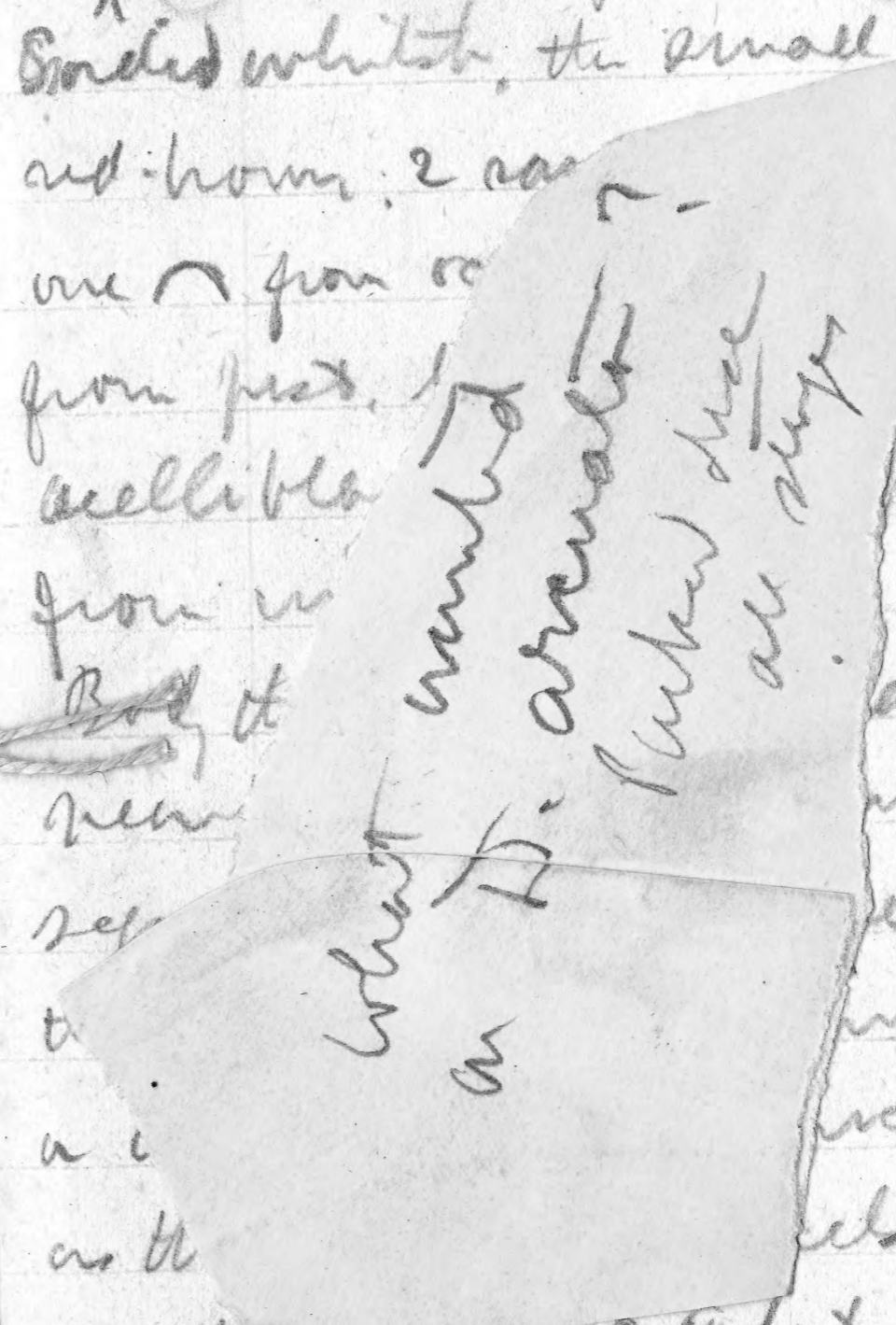
Cerua on willow, Mattahypis Aug 28, 1893  
Like borealis, but taken for its food plant.  
Hd rounded-quadrate, sutures deep, blackish  
horn with faint yellow dots, paler  
around mouth: w. 1.5 mm. Blunt thick  
spinous sd horn one, setae from  
distinct tubercle (normal, ④ post. sub-  
stig) very stiff & spring from ①-③, more  
hair like sv with some on legs.  
Tails rather densely short-stiff-spinous  
greenish yellow, d-band blackish  
brown, ventr divided 4, stig 8, constri-  
cted between 11 & 12, scarcely mottled  
& not bordered. tubercles all dark.  
3 post. slightly elevated. Tails dark,  
reddish at base. trice annulate yellow  
Length tails 4.5 mm (stage before hd 0.1, similar)  
dead (see 511)

a ♀ 404 Washington D.C. April  
 1912 laid eggs that hatched  
 May 9th. The larvae were at  
 once took position on upper  
 side of leaves, jumped and spun  
 slight nets above.

404 (from dead in corn) pupae ① and ② just ③ 2 in line  
 amphiboly ④ 55 just ⑤ a little lower, direct under spiracle  
 ⑥ just, several small quills, or quite large S-V


3-17-94  
 404

another on black birch  
 On alder butterfly-noctuid, Plutella Aug 28  
 Hd <sup>higher than 12</sup> bilobed subquadrate, anterior dist.  
 Sordid whitish, the small of the dark  
 ant-horn, 2 on  
 one from or  
 from just, 1  
 scellible  
 from in  
 Red at  
 new  
 sep  
 to  
 a i  
 on the  
 Dant, pupae, ①-④ lat, in line, ⑤ stig  
 just. ⑥ sub stig. On 3-4 ①-⑤ near  
 ①-⑤ in line, ⑥-⑧ do S-V, more on base of  
 foot, each with single long dark  
 seta. On 3-4 ② in mid, edgiate



the other  
 part of lobes  
 all setae  
 w. 1.8? mm  
 attend, of  
 at the last  
 not absent,  
 produced into  
 near as long  
 seta mostly small

What wanted  
an H. arcuatus?  
Picked down  
at the steps



~~Handwritten text, possibly a name or address, crossed out with a horizontal line.~~

~~Handwritten number 2000612, crossed out with a horizontal line.~~

10



a ♀ 404 Washington D.C. April  
 1902 laid eggs that hatched  
 May 9th. The pellets were at  
 once dark granular on upper  
 side of leaves, punctured and open  
 slyms nets above.

404 from dead in corn tubercles ① ant ② post ③ 2 in line  
 ant ④ 55 post ⑤ a little lower, direct under spiracle  
 ⑥ post, several small just emerging or quite large S-V

3-17-94

404

another on black birch  
 On alder butterfly-moth, *Platystrophia* Aug 28  
 Hd <sup>higher than 12</sup> bilobed subquadrate, sutures dist.  
 Banded whitish, the small clypeus dark  
 red-brown. 2 same color bands, concentric,  
 one from ocelli above opl, the other  
 from post, lateral over vertex of lobes  
 ocelli black, rather long pale setae  
 from minute tubercles w. 1.8? mm  
~~Body~~ dark, slightly flattened, of  
 nearly even width but the last  
 seg. tapering. Anal feet absent,  
 the anal plate produced into  
 a conical, rounded process as long  
 as the plate. Tubercles mostly anal  
 ① ant, ② post, ③-④ lat, in line, ⑤ stig  
 post. ⑥ ant stig. On 3-4 ①-⑤ near  
 ①-⑤ in line, ⑥-⑦ do S-V, more on base of  
 foot, each with single long dark  
 seta. On 3-4 ② is red, elongate

③ is black, giving the appearance  
of hairs when there are none.  
Light green, whitish ventrally,  
a sd purplish band, filled  
in over the dorsum with purplish  
from 5 to 13. Spin a cat of house  
folding partially edge of leaf like mine.  
Other had dorsum green, shaded with  
yellowish and faintly clouded with brown  
spotting. Sd hair broken at micromeres

Evidently Platypteryx arcuata  
(see Bentham's Ent. Amer. 2, 38)

Imago, April 18, 1894

Platypteryx arcuata

Calc.	.62	1.00	1.61, 2.60	4.20	rat. .62
Found	—	—	1.6 2.6	4.0-4.2	

405

and beach

Heterocampa mantes on white oak  
Plattshyke Aug 29. Single but some 15  
on a small tree.

Stage IV Like next. Hd. 2.6 mm.

Stage V Hds 4.0, 4.0, 4.1, 4.2 mm [<sup>a big</sup> bilineata 3.3]

Marked like b. bilineata with same  
structure. Hd large, elliptical, clypeus  
small, sutures moderately impressed.  
higher than wide; light green with a  
black band bordered with white.

on ant. lat. C, going out vertex but  
narrowed; pin brown, black at tip,  
a few black setae. Body green

brown dotted, lat. S-V. a d yellow  
line; a broad sd one white on its  
lower side, contiguous to d. on 3-4

retracted to ① on 12. a narrow  
yellow styg. line. Anal feet red  
except at base above where they

Dorsal line

are tinged with yellow & green  
setae black, tubercles small,  
① on 5 occasionally indicated in  
red. Spiracles blackish <sup>and feet and tangle</sup> ochraceous.

② In addition a purple brown patch  
surrounding red ① 5, an elongate patch  
⑦ ② above s-d band; a similar  
small one on 10; ① 12 faintly indi-  
cated in red. Side heavily speckled

③ Space between s-d line 2-5 filled  
with purple brown dotted with white  
(except white d. line); s-d patches (same)  
on 7 & 10 large, pushing the s-d band  
down in a loop to spiracle; 12 bet.  
s-d bands filled in with reddish brown

④ whole d. space between bands  
5-13 and a projecting on 7 & 10 filled  
in with deep purple-brown, slightly  
white dotted & fading into red  
around ① 5 & 12. D. line narrow white

Lateral purple dots heavy, the  
s-v region somewhat blotched.  
Feet rather heavily marked (In  
the ex. the s-d band was imperfect  
under the projection on 7 & 10, so  
that they hardly reached the spiracles)

⑤ dorsal line seems rather more  
constantly well marked, narrower  
& less diffuse than in bilineata  
while the d. region is not white  
shaded being very nearly con-  
colorous with the lateral area. The  
tubercles & setae are the same.

⑤ Like ④ but side shaded with white  
contrasting with the yellow green dor-  
sum. S-d band white, yellow above  
with very narrow dark edge.  
Stage hd 1.6 Hs flat in front, reaching higher  
than wide, green with vertical brown stripes  
a black abbreviated A along clypeus. ocelli &  
tubercles for antennal setae black. Warts  
as next stage. S-d band yellow, more or less

generally  
from

H. obliqua!

NEW

406

H. agitata?

1893

Heterocampa on white oak, Plattsburgh

N.Y., Aug. 30, 1893. Two-headed. hd.

higher than wide, clypeus  $\Delta$ , antenna  
irregularly pattern angulose laterally.

(color gone) <sup>(shd 2.35)</sup> w. 2.5 mm. Body bunched

7-10 so it looks bunched, tergal  
feet with almost tail like anal

feet 1.5 mm long. a pair of short  
cervical tubercle horns (red tipped?

injured in the specimen) Leaf green,  
peppered with purple brown and

finely streaked with white. a peculiar  
white d band, recalling guttivitta but

without the s-d band. Dilated on 2,  
narrow 3-4, widening  $\diamond$  to lat. on 6

narrow in antenna 8-9, widening, indented  
11 just, narrowing to anal feet.

Shiny brown bordered, including  
light green streaks in the anal. Parot

~~larger, almost predominantly ones  
in the front are with a few faint  
reddish lines. A series of mottled  
red-brown blotch around spiracle  
1-2-v, with ill defined edge on  
5/4  $\searrow$ ; 6-7/8  $\swarrow$ ; 9  $\downarrow$ ; 10  $\downarrow$ . Trace of  
a white s-v line along ridge, seen  
distinctly only 12-13. Anal feet white  
with a brown line on top & black tips.  
\*beginning at the widened white band.~~

Another hd 3.5 mm hd finely dotted-  
mottled with light red & black on a  
whitish ground, forming a diffuse gray  
band from ocelli to vertex, & crimson  
spots around ocelli; mouth part  
dark crimson as are the feet except  
at joints. Body with faded white  
ground <sup>(or light green)</sup>, thickly covered with red-brown  
rounded dots, arranged in series  
along dorsal space <sup>(and white streaks)</sup> the lateral

containing a double faint narrow  
rather irregular d line, \*  
(or as before)

Pattern of less steps largely obscured,  
Horns absent, cd smooth, anal feet  
short, divergent, white. Dorsal band as  
before, all white, dotted with brown  
less strongly than sides; defined by a  
brown shaded border & tinged with  
yellow where the horns were, in <sup>sides of</sup> central  
part & with crimson on 2. The  
border of the band is broken on 11  
General appearance light brown  
Venter of hd. under 2 \* (or which is green  
on 5-7) and forms a green wedge shaped  
patch on 11-13 and, edged with brown &  
yellow, tapering just & ending in a line  
on 13



a pale yellow step line in the green form.

[Do it backwards "guttate", Proc. Ent. Soc. Lond., 29, 1894]

[Nat. larva does not at all contradict

troubled days figure of actante Blut 1841 f

Mass May 24 1894 Net. obliqua Pack

Calc.	.24	.45	.62	.85	1.17	1.60	rat. .73
Found	.4+	.6	.85			1.6	4
			407				Sept 4

*Junco macroscopa*  
Held villa in white oak, Plent Stuy  
Aug 30, 1893, West? Head slightly bilobed,  
about as wide as high, full well rounded  
ground white, shiny, marked with dense  
black mottling, forming a black patch  
over the vertex of each lobe & largely covering  
the dy an, leaving the sutures white  
ad hd 1.6  
W. 1.4? man. Body flattened, projecting  
s-v, abd feet on 8-10, 13. Three rows of  
warts on every joint, ① ad central, ②  
super. stg ant, ③ s-s on projecting base  
and ④ smalls on 3-11 s-v. Hair  
fine, radiating, not abundant, but  
most so & longest from ③. Dorsal  
white, a black d. line and several  
irregular & confused blackish line  
circled along the sides giving a dark  
gray appearance. On 2-4, 7 & 11-12  
the dark color the dorsal line

\* closed end is only a little higher and more pointed than the other. (brown tubular, 4 on back of leaf)

forming diffuse clouded patches through which the d. line is less distinctly defined by white transverse lines. Hair black & white mixed = "gray". Th. feet brownish. Vents sordid white, warts all pale, some of ① a little black tipped. Stage hd. ② much the same, but pale.

Stabd. 84, 87  
Members more brownish, clouded, d. line scarcely continuous. Warts pale except ① which is black. A flattened rectangular little thing with fine short obscure pale hair. When "mad" it flops up at ant. end like a leaf eating beetle pupa.

Stage hd. ⑤ Hd pale yellowish, smooth darker. Body light green. On 7 black horns with a small brown d. patch & faint broad greenish white d. band. Warts pale. Hair mostly pale, a few tips dark ones. Length for

Worst Sept 9. New hd. .85 (shd. 1.6) molt Sept 21. New hd. 8- d. Coon of little bit of leaf or paper, built up of 2 walls but close when over all around so the cover is elliptical. hd. on base 7x2 1/2 mm. Built as in tubular but the last

3-16-94

408 = 239

<sup>Dugesia alba</sup>  
'Code on white oak (Plattsburgh Aug 31 (= the one from Esopus Island, BB239) Shape of <sup>more elongate</sup> *H. fasciola* but icy blue-green. Elliptical, tail gradate. d-v ridge prominent, sides sloping, d-d angle about 75°, dorsum narrowing and <sup>could</sup> a few evenly arching. Subtranslucent, watery granular whitish (not yellow) green the color below the surface. A sd white band along ridge edged above with green-black. D & lat. blackish dots below surface, distinct, seen only centrally. Hd blackish on exposed parts, with 213 reticulated yellow body.

~~See as y-inversae?~~  
Miss Norton says probably = y-inversae

ad with  
nd. 7 pub  
stg. part of  
tail

Dugesia May 13 1894 Cat. no. 10861  
vols

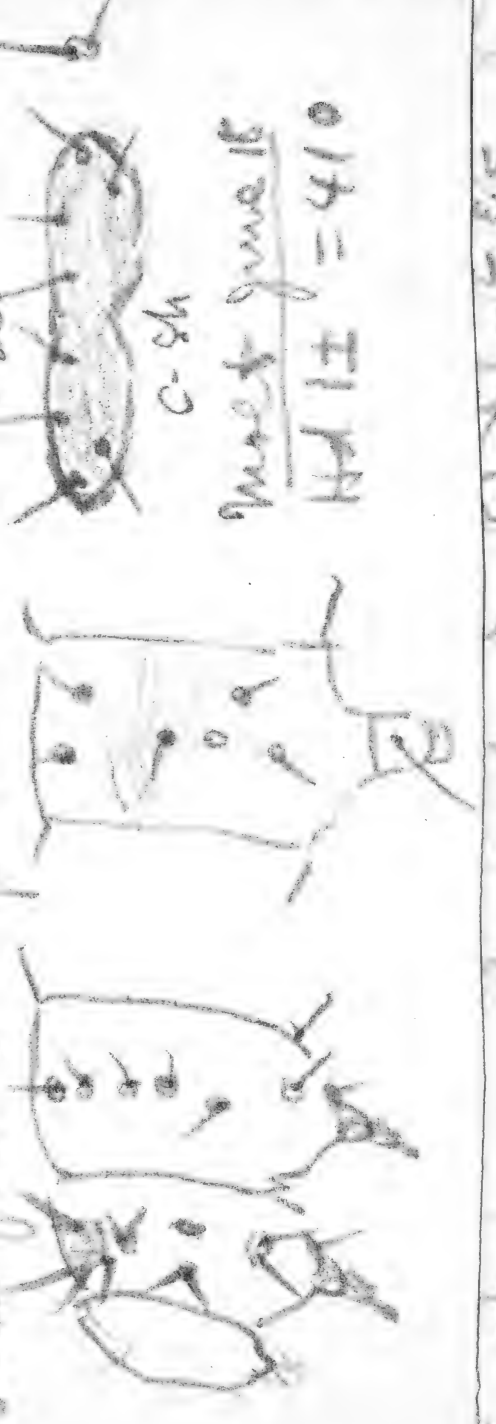
409

egg laid by ♀ *Tolypa bellida*, Plattsmouth  
Aug. 28. Smooth, slightly shiny brown,  
shagreened. Elliptical, not flattened  
15 x 1.0 x .9 mm. (see 633)

410 = 116  
July 25  
Sept 4 1893  
Bottle in museum

~~Phycorhiza~~  
Type lost  
~~Setoidea~~  
Type in the  
~~Phycorhiza~~  
Type lost  
~~Phycorhiza~~  
Type lost  
~~Phycorhiza~~  
Type lost

blue which returns to white. Lateral line  
ventral line on abd., a white lateral line  
body has purplish tint. 12 & 6 slightly enlarged  
d. Thor feet & leg plate black. 16 brown  
pale transverse. Tubercles distinct black  
anal feet divergent. Bumps upper side  
C-sh  
molt June 16  
Hd 17 = 410




a darker shade a brown black d band,  
narrow, and disappearing on 8-10 but  
distinct again post. Thor. feet dark  
faint white stigmatal line. W

410

=410? on *Populus tremuloides* Jefferson Highland  
N.H., June 16 '95

W.D.H.  
Egg hemispherical, white, <sup>W.D.H.</sup> nearly transparent at apex ( $\frac{1}{2}$  inch) dense, pitted like thimble. <sup>.6 high</sup> 1 mm  
Larva Hd round brown sutures pale eye & mouth dark  
w. on Body shiny corded greenish, a sd whitish  
line which becomes broken into oblique sep-  
aratory line on abd, a whitish lateral line  
body has purplish tint. 12 & 6 slightly enlarged  
d. Thor feet & leg plate black. Csh brown  
pale, transverse. Tubercles distinct black  
anal feet divergent. Pumps upper side



C-sh

Moist June 15

Hd 1± = 410



Orlton, holes on gland below  
head in involutions  
New York Soc. Lond 1886 1889

P Lycomorpha

Type lost

P Sapinella

Type in the

P Edema

Type lost

P Rhagozira

Type lost,

|| Cossus

~~Type lost~~

409

2 egg laid by ♀ *Tolyte* <sup>larva</sup> *velleda*, Plattsmouth  
Aug. 28. Smooth, slightly shiny brown,  
shagreened. Elliptical, not flattened  
15 x 1.0 x .9 mm. (see 633)

shagreened  
not flattened  
smooth  
slightly shiny brown  
shagreened  
elliptical  
not flattened  
15 x 1.0 x .9 mm  
410 = 116

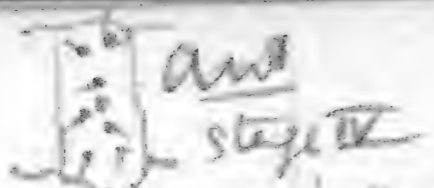
*Notolenta atragula* on willow at  
Plattsmouth, Sept 4. 1893. Larva on  
perches. Egg shell  $\frac{2}{3}$  spherical, base flat.  
Smooth under lens, white. Dorsal  
and coarsely irregular punctures, closely. 12 elongate  
pyriform cells radial, around micropyle, followed by  
2 concentric rows, after which the regularity of  
Stage III? Hd narrowing towards vertex,  
with 2 lat. furrows, sides, sloping rather  
large, anterior evident, median depressed  
at vertex. Body cylindrical, 12 enlarged  
d. sloping off apically to 13 which is  
small; anal feet none, a pair same  
size as other abd. On 6 a fleshy  
bump, low, conical, nutant. A very  
slight one also on 7. Color lilac-white  
diffusely marked along the sides with  
a darker shade a brown black d. band,  
narrow, and disappearing on 8-10 but  
distinct again post. The feet dark  
faint white sternal line.

Calc. .41 .67 1.08 1.74 2.8  
 Found — 1.1 1.7 2.8

Stage IV 1.7 Hd rounded, narrowing to vertex  
 median suture depressed, concavities with  
 body with a purplish band from antennae  
 narrowing to vertex of each lobe; some  
 concavities mottled especially lat. post.  
 anal feet elevated. Body lilac-white  
 the darker lateral streaks become  
 oblique s-d, but are faint as is the st-  
 line white sty line. D band continuous,  
 but very narrow 8-10, velvety brown-black  
 on the mutant fleshy hump on 6, reddish  
 on hump on 12. Head higher than 2 ventrals  
 heavily shaded with purple brown,  
 feet all dark. Tubercles small, concave  
 with very fine short setae, ① ant ② post  
 sd, ③ lat, ④ s-s post, ⑤-⑥ in line s-v.  
 Anal feet white above, spiracles black  
 mixed. 2 setae (①) on hump on 12, but  
 hump on 6 & 7 arise between the  
 setae or ①. Ocelli black <sup>a white line</sup> spot on 10.

47 (67) 1.05 1.57 2.35 3.5 7.67  
 found 5 1.1 1.62 2.35 3.5

Stage V 2.8 Hd same, clypeus proportionally  
 small, depressed, with purplish reticu-  
 lation, vertical bands mottled, faintly  
 bordered with whitish post. Head  
 higher than 2, the legs rather small,  
 abd longer, 13 small: 12 well humped  
 retractile, bearing ①. Hump on 6 & 7  
 subequal, leaning backward, retractile  
 bearing ① at the lateral base. Anal  
 feet used in walking, small. Whitish  
 lilac <sup>speckled with purple</sup> greenish tinge. Laterally and  
 on 9 & 10, dark shaded ventrally. A  
 mottled yellow shade on 11-12 s-d on  
 side of hump on 12. D band dark  
 greenish gray, broad, faint 8-10, absent  
 on 13. Faint s-d oblique seg. white  
 lines & a styg. white line, absent 11-13  
 but bend at right ① on 10 & passing  
 down the foot. Spiracles white, black  
 mixed



underside solitary  
Eg on willow, Keene Valley N.Y. July 9, 1894

White, not shiny, 1 mm. (see before)

Life one pushing top side of leaf and  
moved out part way off of leaf July 10  
Hd round, light brown, shiny, eye up  
mouth black, w. 5+ deep brown  
rather slender, pale greenish shaded  
with white on sides of transverse  
2-11, 12 enlarged, a slight hump on 6.  
The feet & leg plates 7-10 black, anal  
feet dark standard post. Setae fine  
short from distinct black tubercle  
normal in S-S feet, vi absent. Body  
slightly brownish shaded S-V.

July 12 Hd high rounded toward vertex  
cuttens before, dorsally blackish mottled  
with pale in front in two ill defined  
vertical bands. Body dark purplish  
with a blackish d. band, and  
a pale shade on the sides & then  
brownish on 12 and slight pale lateral  
oblique line. Slight indication of  
prominence on 6, tho. feet black  
setae about obscure, dark, w. 12  
apparently a little less but w. 1 mm.  
July 21 Hd 1.7 (w. in stage) Sh hd 1.62  
July 21 new hd 2.35 - w. 1.24 Hd 3.5

411 [E.H.H., kept] = BB30

*Arroyta oblongata?* on alder, Plattburgh.  
Hd black, choppers white N-marked. Warts  
large with short pale bristles hair  
& elevated bases, close, almost forming  
elevated bands (A) minute, shy, post.  
(B) elongate, velvety black, warts, and  
complement areas around them light  
red, forming trans red bands. A 1 d  
white band broken into spots & so  
white flecks along the side, a  
broad light yellow S-S band, duff  
& convex above for each white  
spot, narrow, connecting over  
wart (C). Warts & feet black.  
Sides of head red d. hd. 5d row 1 spot  
also etc at extremities.

(It is *oblongata* see description)

Imago (E.H.H.) June 1894

Call .28 .44 .71 1.12 1.79 2.84 4.5 wt. 63  
 Found / .4± .7 / 1.2± 1.8 3. 4.5±  
 412 [G. H. H. kept]

Acronycta on elm, Plattburgh, Sept 1.  
 Hd. large, held out flat, anterior deep  
 black, shagreened, apices of lobes red  
 tipped, clypeus with broad genit white  
 A-ventral central line. Labrum &  
 base of antennae white. W. 4± mm  
 a  $\diamond$ -shaped dorsal enlargement on  
 5, 8 & 12 bearing  $\odot$  at the corners.

Light olive gray, side tubercles whitish  
 a d, s lat. olive brown shaded band  
 the lat. defined by blackish marks  
 alternately.  $\odot$  small,  $\odot$  large,  $\odot$  tiny  
 just, others normal - d band dented  
 by a whitish line, the humps olive brown  
 outlined in black. Hair thin white very  
 scant, almost absent d, longer s-v.  
 but many short stiff white setae  
 arise from minute tubercles on the  
 skin, surrounded by white spots.

= a. novata

October 30th R 1894 Plattburgh, Red line absent on  
 following legs, v. Hair  $\odot$  on 3-5 and 12  
 reddish tinted,  $\odot$  white or black  
 hair brown tinted as far as  $\odot$ .  
 413 [G. H. H. kept]

Acronycta on Poplar willow, Sept 4.

TAC-SMILE OF ALL BRANDS ON BARREL. \*POLAN\* LOOK OUT  
 HIRAM POLAND MINE

Hiram Ricker & Sons  
 Proprietors of

154  
 155  
 156  
 157  
 158  
 159  
 160  
 161  
 162  
 163  
 164  
 165  
 166  
 167  
 168  
 169  
 170  
 171  
 172  
 173  
 174  
 175  
 176  
 177  
 178  
 179  
 180  
 181  
 182  
 183  
 184  
 185  
 186  
 187  
 188  
 189  
 190  
 191  
 192  
 193  
 194  
 195  
 196  
 197  
 198  
 199  
 200

Stage II Hd 4± whitish  
 eye black spots present with indication of  
 whitish s-d line. Vents come out in  
 1 crown & about 1/2 way a few slender  
 feet light, part dark, s-d line  
 12 i-vii d; iv sup part of i-vii d  
 a line. s-d line plates a first yellowish  
 pub setae of the 4 setae on c-d, m  
 the first lower one has  
 secondary hair and  
 dented into a vent.  
 there is a row of  
 2 along ant edge of  
 no secondary hair  
 412

W.M. June 20-21 1894, also  
 white brick June 25-

\*Hd 7 On July 17 differs from the other  
III in that there is a faint brown dorsal  
shading on 2, 5 and R. Sd line white  
and i slightly whitish = murela?

Walt July 19 Hd 1.2 Hd whitish green, below  
apex pointed, a small patch of brown  
notching in front below apex of each lobe  
Red, green, sd yellowish line faint, 5, 8, 12  
shaded with dark brown d. Hair long white  
There are a few short 2d hair, but on the dark  
parties i-ii on 5, 8 etc they are more numerous,  
black with enlarged ends, only a few 5-v, all  
white these. The long dorsal hairs are black.  
Hd 1.2 July 24 filled with a big maggot 412

TAXES AND INSURANCE .....	
“ COMMISSION, ALLOWANCES AND DISCOUNTS.....	
“ GAS AND WATER .....	
“ REPAIRS TO PREMISES AND PLANT.....	
“ ADVERTISING, STATIONERY, POSTAGE, Mercantile Agencies, Legal and Court Costs, and Miscellaneous Expenses,	
“ AMOUNT WRITTEN off Furniture, Samples, Fixtures and Cartage Plant.....	
“ BAD AND DOUBTFUL ACCOUNTS—written off .....	

\$

## BALANCE

### ASSETS.

<b>FACTORY BUILDINGS AND LEASEHOLDS</b> at Cincinnati, New York and Philadelphia, and City Lots in Indiana.....	\$94,450	42
<b>MACHINERY, TOOLS AND FIXTURES</b> , as originally valued by Appraisers in April, 1892, plus subsequent additions.....	771,102	10
<b>SAFES AND VAULTS</b> , sold or ready for sale, at estimated cost.....	419,713	54
<b>SECOND-HAND SAFES</b> , inventoried at a conservative valuation.....	43,037	00
<b>SAFES AND VAULTS</b> in process, and Materials at cost.....	352,737	73
<b>BILLS AND ACCOUNTS RECEIVABLE</b> .....	190,673	48
<b>CASH ON HAND AND AT BRANCHES</b> .....	3,591	81



Stage II Hd 4± whitish, not shiny, no marks on  
 eye. Body pale green with indication of a  
 whitish s.d. line. Warts come with long setae  
 & crown of short hairs, a few glandular tipped  
 part light, part dark, some of small ones black.  
 12 i-vi 0; iv only 1 seta, vi present, warts much  
 on line. Leg plates a little yellowish with several  
 pale setae.



Of the 4 setae on c-sh, only  
 the post. lower one has  
 secondary hair and is  
 elevated into a wart.  
 And there is a row of about  
 20s along ant edge of c-sh.  
 no secondary hair from  
 skin as yet.

# Hall-Marvin Company

## STATEMENT, Year ending 30th

May 1, 1894, April 30, 1895.

By **SALES OF SAFES, VAULTS, L**  
**Etc**.....

\$521,747 73

“ **AMOUNT RECEIVED** for Rep  
 Repairs and Sundry.....

309,209 51

“ **INTEREST AND CASH DISCO**

352,158 32

April 30, 1895.

36,829 27

“ **STOCK OF SAFES** on hand  
 Inventory this date.....

58,819 29

“ **BALANCE** being **LOSS** for th

247 36

248 92

97,496 28

,944 32

001 64

826 16

285 59

183,057 71

144 12

097 60

53,241 72

Handwritten text on a strip of paper, possibly a label or note. The text is written in cursive and includes the following words and phrases:

same side  
time  
male  
female  
see other

CR.

2,479 65

8,624 61

6,000 51

59,922 04

08,647 00

~~Pink Anemone~~ corn Aug. 15

Little Paragysia on white oak  
patch d. on 3-4 and 9. Structure

Mund Aug 16 H. black. sd erect  
d. on 10-13, and white on 3-4 & 9.  
Long thick grey hairs  
from 8-8, longest on 5, short on 8, most forming dense tufts

A few black hairs on (2<sup>d</sup> esp lat  
grey rather abundant; No gland hairs - all moderately  
branched. Ret. tubercle whitish. Venter pale (lost)

Platystrophia. Gray with a white  
of Anemone.

Large body gray, many black  
Long thick grey hairs  
most forming dense tufts  
with faint tufts. All hair  
all moderately  
pale (lost)

Acronyctus on elm flattened  
 heavily covered with a fine  
 composed of brown & white dots  
 down to ocelli; a pair of long  
 ocelli black. Body green, a raised brown area  
 surrounded by a yellow ring, that on 8 passing also on 9.  
 hairs small, black i-iii, large & numerous  
 iv & vi white iv-vi iv small first setae. No  
 2<sup>nd</sup> hair but numerous pile, showing raised in the elevated  
 patches. i-ii a hair on 12 blackish hairs yellowish  
 molt Aug 16 Same patches darker blackish brown, i & ii surrounded  
 by black, yellow bordered narrow and dull. Hd 3 mm  
 died with a maggot Aug 24

Aug 13 Hd bilobed pale green  
 color with large patch of spot  
 pale whitish ground really  
 a number of pale hairs  
 on 5, 8 & 12  
 also on 9  
 large & numerous  
 iv small first setae. No  
 tubercles marking edge of c-sh  
 = A. moultoni (Utricharia) Hd 1.8  
 blackish brown, i & ii surrounded  
 Hd 3 mm

Hiram Ricker & Sons  
Proprietors of

# Poland



# Mineral

NEW YORK OFFICE,  
164 NASSAU ST. TRIBUNE BUILDING

Trade Mark Registered April 25th. 1876.

*Mrs. H. C. Lyer*

1 <sup>3/4</sup> day self

A. mirula on ground under apple (no elm  
in sight) Sept 6/94 1/2 mile from Sun. Corner of  
Hd 4.5 ± black, shiny, labrum & bases of ant  
white; few white hairs. Head grey  
yellow, thro. feet black. 2d hair numerous  
short, flattened dorsally, long normal  
S-V. Hart normal rather small but  
with several hairs, longer & with more  
& longer hair S-V (V & VI) D. low grey  
whitish centrally, enlarged on each seg.  
to include ii, very large 5, 8, 12  
furry lightish brown  $\diamond$  patches  
bordered with black. Latent region  
irregular grey shadow, a black mark  
between <sup>iii</sup> iv & spiracle. Hair 2-4, 13 & S-V  
long, all white



Calc.	.28	.44	.71	1.12	1.79	2.84	4.5	wt. .63
Found	/	4±	7/	1.2±	1.8	3.	4.5±	

412 [G. H. H. kept]

*Acronycta* on elms, Plattburgh, Sept 1.  
 Hd. large, held out flat, sutures deep black, shagreened, apices of lobes red tipped, clypeus with broad greenish white 1-membric central line. Labrum & base of antennae white. W. 4± mm  
 a diamond-shaped dorsal enlargement on 5, 8 & 12 bearing ① at the corners. Light olive gray, side tubercles whitish a d, s lat. olive brown obscure band the lat. defined by blackish marks stigmataly. ① dorsal, ④ large, stg just, others normal. d band dined by a whitish line, the humps olive brown outlined in black. Hair thin white very scant, almost absent d, longer d-v. but many short stiff white setae arise from minute tubercles on the skin, surrounded by white spots.  
 = a. novula

Other Sept 18 1894 Plattburgh, but hair absent or only on 3-5 and 12 brown or reddish tinted. Warts ①② white or black or hair brown tinted as far as 9.  
 413 [G. H. H. kept]

*Acronycta* on poplar willow, Sept 4.  
*Quivira Halpsidote maculata* Head black with a few pale hair, ① far apart, scarce ant. to ②, ④ stg just minute, velvety black ① on 7-10, ② also partly light white, apices white, a diffuse light red s s band along ⑤, obsolete at extremities, 12 slightly enlarged. Hair black even, half obscuring body light yellow, tearing dorsal area black (hairs) hair from ① on 5 parts a ① 12 largely black. a few long hair at each extremity

Imago bred by G. H. H. May 2) 1894  
*Acronycta brunnea*  
 On willow and alder Keen valley N.Y. June 20-21 1894, also on white birch June 25-  
 with more than 50 specimens  
 G. H. H. kept

414 [E.H.H. kept]

acronyctus on willow, allied to the big  
brown acronyctus, Blattinghams Sept 4. 1922  
HD black, lobes separated by a vertical  
notch. Body black; hair short, very  
dense, obscuring the body except feet,  
legs, looking like bands of hair  
light yellow, shading into fleshy  
horn on the back, slightly peaked  
along dorsal line. On 5, 7 & 12 a  
high black dorsal pencil  
of hair, a few very long white  
hair from the extremities.  
Spiracles white. Pericils double  
from O. Warts rather small, O  
as large as the others, stig. first hair  
from both body & warts alike. A  
yellow s-s band, excavated for spiracles,  
exactly concave into lateral hair  
- *actyria*

