

140 MM

130 MM

140 MM

130 MM

ARMOUR GU★RD


UltraAir Pro
N95 Cone Respirator
with Exhalation Valve 10 Respirators

ARMOUR GU★RD

UltraAir Pro
N95 Cone Respirator
with Exhalation Valve 10 Respirators



- Exceptional inside filter for low breathing resistance
- Cone shape can contour to the face for added comfort
- Filter valve lets hot air out more easily, which makes breathing more comfortable and reduces fogging of glasses or goggles
- Individually adjustable aluminum nose clip for excellent fit



Techniweld USA LLC
6205 Boat Rock Blvd.
Atlanta, GA 30336
TEL: (800) 445-2152

This respirator is approved only in the following configuration:

TC*	Protection ¹	Respirator	Cautions and Limitations ²
84A-5460	N95	AGN95CV	ABC:IMNOPS

1. Protection

N95-Particulate Filter (95% filter efficiency level) effective against particulate aerosols free of oil/moisture restrictions may apply

2. Cautions and Limitations

A - Not for use in atmospheres containing less than 19.5% oxygen.
B - Not for use in atmospheres immediately dangerous to life or health.
C - Do not exceed maximum use concentrations established by regulatory standards.
J - Failure to properly use and maintain this product could result in injury or death.
M - All approved respirators shall be selected, fitted, used, and maintained in accordance with MSHA, OSHA and other applicable regulations.
N - Never substitute, modify, add, or omit parts. Use only exact replacement parts in the configuration as specified by the manufacturer.
O - Refer to User's Instructions, and/or maintenance manuals for information on use and maintenance of these respirators.
P - NIOSH does not evaluate respirators for use as surgical masks.
S - Special or critical User's Instructions and/or specific use limitations apply. Refer to User's Instructions before donning.


S - Special or Critical Users Instructions: The model AGN95CV filtering facepiece respirator has been manufactured by Approval Holder Makrite for Techniweld USA LLC, under TC-84A-5460.

SERVICE TIME LIMITATION

1. Do not use the same respirator for more than 8 hours, continuous or intermittent, in dirty workplaces that could result in high filter loading.

2. Leave contaminated area and remove respirator if breathing becomes difficult or proper fit cannot be obtained or the respirator is damaged, soiled, or distorted. Do not use the same respirator again once removed.


3. The maximum service time of this respirator is five (5) consecutive calendar days (including days of non-use), beginning from the first day of use.



1 (800) 445 -2152
6205 Boat Rock Blvd
Atlanta, GA 30336
WWW.TECHNIWELDUSA.COM

ARMOUR GU★RD

UltraAir Pro
N95 Cone Respirator
with Exhalation Valve 10 Respirators



LIMITED WARRANTY
IMPORTANT NOTICE TO PURCHASER:

This limited warranty is made in lieu of the warranties of merchantability, fitness for particular purposes and all other warranties, express or implied. There are no other warranties which extend beyond the description on the face hereof. The physical standards and specifications of Techniweld USA LLC, will be met by products sold.


Exclusive Remedies: damages for the breach of this limited warranty are limited to the replacement of such quantity of Techniweld USA LLC, products proved to be defectively manufactured. Except as provided above, Techniweld USA LLC, shall not be liable or responsible for any loss, damage, or liability, direct, indirect, incidental, special or consequential, arising out of sale, use, misuse or the inability to use products by the user.

WARNINGS:


1. Wearer must read fitting instructions and use limitations before use.

2. This respirator does not protect against the risk of contracting disease or infection.

3. Before occupational use of this respirator, a written respiratory protection program must be implemented meeting all the local government requirements. In the United States employers must comply with OSHA 29 CFR 1910.134 which includes medical evaluation, training, and fit testing.



AGN95CV



8 43088 14868 0

FITTING INSTRUCTIONS



- Step 1**

Hold respirator in your hand as shown, with the nosepiece at your fingertips and the headbands hanging freely below your hand.
- Step 2**

Place respirator under your chin with the nosepiece up. Pull the top headband to top back of head.
- Step 3**

Pull the bottom headband overhead and place around neck below ears.
- Step 4**

Adjust headbands for comfortable fit. Push the nosepiece inward with your fingertips to conform to the shape of your nose.
- Step 5**

Cup both hands over the mask, checking for tightness, inhale sharply, negative pressure should be felt in the mask, re-adjust as necessary.

Caution The respirator should be fit checked for each wearing. Place both hands completely over the respirator and exhale. If air leaks around nose or the edges, adjust the nosepiece and/or headbands until a good fit is achieved.

Made in China

LOT NO.

200 MM