

HOPE:220
MULTI-USE
N95 RESPIRATOR



www.filtrscience.com





FILTR
DETECT & PROTECT

Lighthouse Worldwide Solutions

1221 Disk Drive

Medford, OR 97501

Tel: +1 541-770-5905

www.filtrscience.com

IMPORTANT

Read these User Instructions before using the HOPE Multi-Use N95 Respirator.

Keep these instructions for future reference.

HOW TO WEAR:

Turn the respirator so that you are looking at the back side.




Pull up on the nose piece and down on the chin piece tab to create an opening.



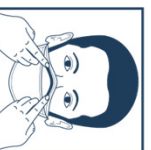
Place the respirator on your face so that the center of the nose piece wire is against the bridge of your nose & the chin piece is below your chin. Pull both straps over your head. Move the lower strap around your neck; pull the top strap onto your head.



Using one hand, pinch the metal nose bridge across the bridge of your nose and along the sides.



Using both hands, press each side of the metal strip to conform to your cheek bones on both sides.




Perform a user seal check by covering the front of the respirator with both hands, being careful not to disturb the position of the respirator.

Exhale sharply. A positive pressure means no leakage.

If leakage, adjust the position and/or tension of the straps and press down along the nosepiece as described in previous steps.

If you cannot achieve a proper seal, remove the respirator and DO NOT enter the contaminated area. See your supervisor.



For a tighter fit, the bottom head strap can be pulled up around your head.

To remove the respirator, grab the bottom corners with both hands, pull away from your face and upwards so the straps slip off your head.

WARNINGS:

1. Failure to follow all instructions and limitations on the use of this product could reduce the effectiveness of the respirator and result in sickness or death.
2. This respirator does not eliminate the risk of contracting any disease or infection. Pathogens could enter your body through your skin or eyes unless you are wearing other PPE in addition to this respirator.
3. Before occupational use of this respirator, a written respiratory protection program must be implemented meeting all the local government requirements. In the United States, employers must comply with OSHA 29 CFR 1910.134 which includes medical evaluation, training, & fit testing.
4. This product does not supply oxygen. Use only in adequately ventilated areas containing sufficient oxygen to support life.
5. Do not use when concentrations of contaminants are immediately dangerous to health or life.
6. Evacuate area immediately if breathing becomes difficult, or dizziness or other respiratory distress occurs.
7. Mustaches, beards, or other facial hair may reduce the effectiveness of this respirator. Make sure that nothing interferes with the seal when you are wearing the respirator.
8. Do NOT alter or modify this respirator in any way.
9. Do NOT wash the respirator or get it wet. If respirator gets wet, remove and discard.
10. If respirator becomes damaged, soiled or breathing becomes difficult, dispose of the respirator and use a new one.
11. Constructed for multi-use purposes. However, if respirator is exposed to pathogens or other biological or chemical hazards, please discontinue use and dispose of properly following applicable hazardous materials safety guidelines.

211317755-1 R4