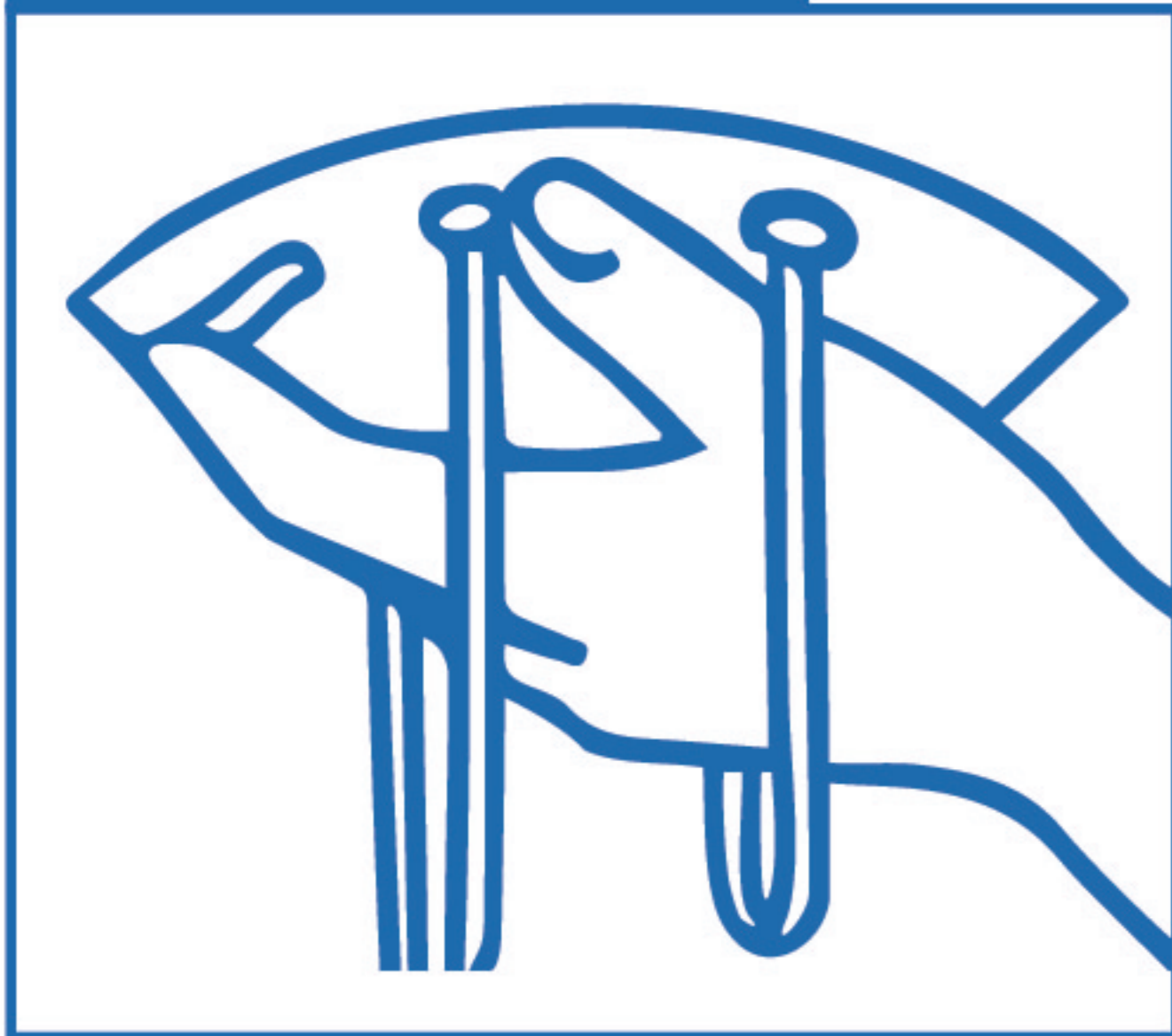



SQ100VbParticulate Respirator

Application



1 Cup the respirator in your hand with the nose piece at fingertips, allowing the head straps to hang freely below hand.



2 Position the respirator under your chin with the nose piece up.



3 While holding the respirator in place, pull the top strap over your head so it rests high on the back of your head.



4 While continuing to hold the respirator firmly in place, pull the bottom strap over your head and position it around your neck, below your ears. Untwist the straps. Position the respirator low on your nose.



5 Using both hands, mold the nose piece to the shape of your nose by pushing inward while moving your fingertips down both sides of the nose piece.
Note: Always use two hands when molding nose piece. Pinching with one hand may result in improper fit and less effective respirator performance.

PERFORM A USER SEAL CHECK



6 The respirator must be checked before each use. To perform the user seal check, place both hands completely over the respirator, being careful not to disturb the position, and exhale sharply. If air leaks around your nose, adjust the nose piece as described in step 5. If air leaks at respirator edges, adjust the straps back along the sides of your head. Perform seal check again if an adjustment is made. If you cannot achieve a proper fit, see your supervisor. Do not enter area requiring respirator use.

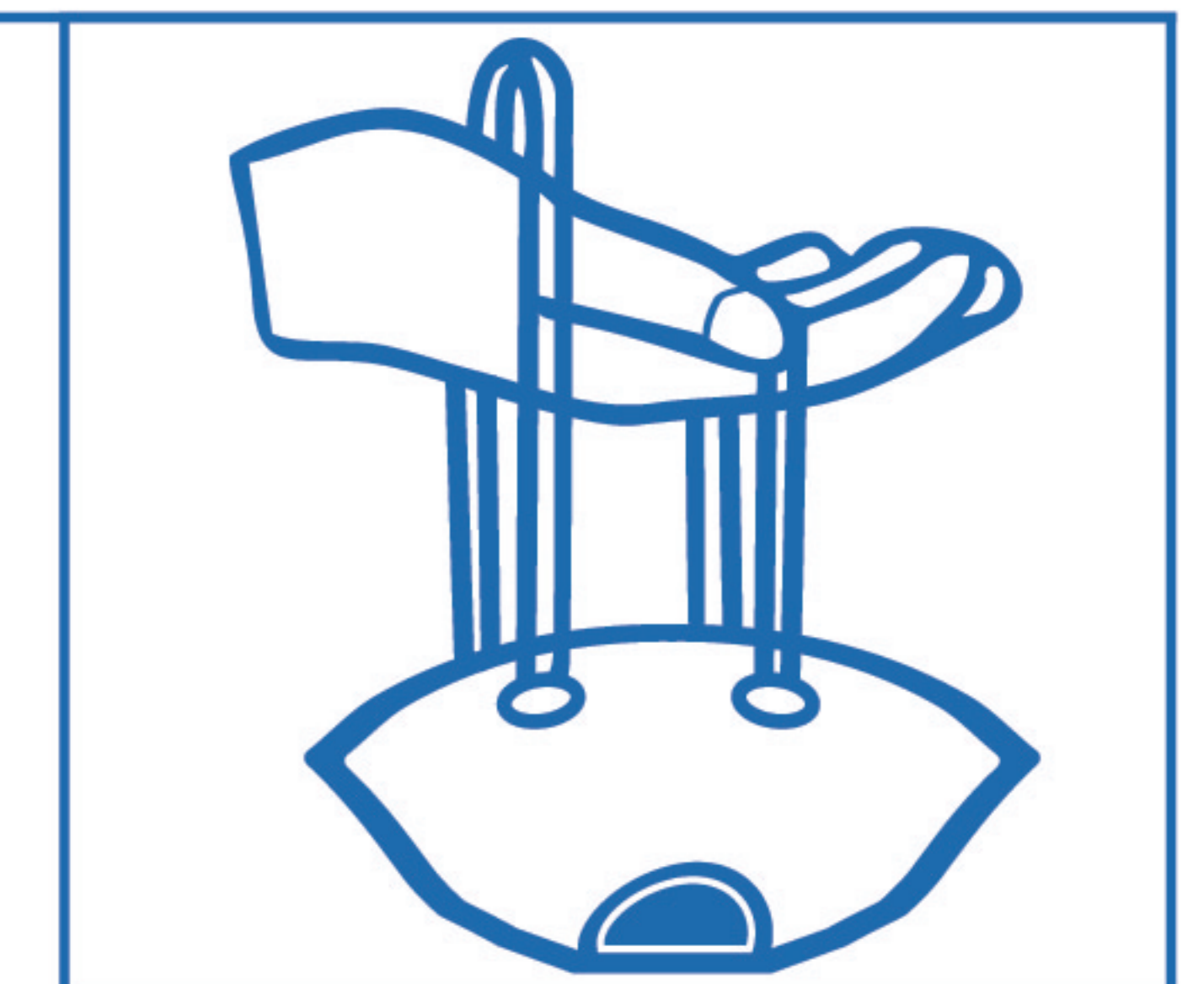
Removal



1 Without touching the respirator, slowly lift the bottom strap from around your neck up and over your head.



2 Lift off the top strap. Do not touch the respirator.



3 Store or discard according to your facility's infection control policy.

RIZHAO SANQI MEDICAL & HEALTH ARTICLES CO., LTD.

Address: Heshan international industrial park, Rizhao city, Shandong province, China.

Telephone: 86 633 8537378

Home Page: www.sanqicn.com

e-mail: 3qmedical@3qcn.cc

WARNING

This respirator helps protect against certain particulate contaminants, but does not eliminate exposure to or risk of contracting disease or infection. Misuse may result in sickness or death. For proper use, see your supervisor, or User Instructions, or call 3Q Health Care Helpline at 86-633-8537378. In Canada, call 3Q Helpline at 86-633-8537378.



始于1993年