



**TOPEKA TENT & AWNING CO.**  
**TOPEKA, KANSAS, U.S.A.**  
**CATALOG No. 23**



**WE RENT**  
**TENTS**  
**COTS AND BLANKETS**

FOR

**FAIRS, CHAUTAUQUAS, REUNIONS,  
CONFERENCES, GOSPEL MEETINGS,  
STOCK SALES, ETC.**

**LARGEST AND MOST COMPLETE STOCK  
IN THE STATE**

**Prompt service given to all orders whether it be  
for one article or for a carload**

**WRITE FOR RENTAL SCHEDULE**

# 23rd Annual Catalogue



Awnings, Tents, Covers,  
Camp Furniture and Equipment,  
Auto-Camp Beds and  
Auto-Camp Trailers,  
Sleeping Porch Curtains,  
Awning Fixtures, Aprons

1923

In presenting this form of price list, your attention is directed to our simplified method of figuring selling price of Store, Porch and Window Awnings, and Porch Curtains.

Study carefully, know that you have the proper method. Re-check and verify your figures for your own safety as well as ours. We will be pleased at all times to furnish further information or explain in greater detail.

## The Topeka Tent & Awning Company

MANUFACTURERS AND JOBBERS

Topeka, Kansas

Long Distance Phone 6612

130-132-134 Kansas Avenue

## GREETINGS

To Our

### Patrons and Friends

and our assurance of the highest appreciation of the continued and liberal patronage given us during the year past.

Our aim to furnish quality products and service at the lowest possible price has had the approval of our patronage to the extent of an increasing volume of business from year to year. The increase for the year 1922 was the largest in the history of our business.

It gives us much pleasure to announce that we have added additional facilities and 10,000 square feet additional floor space to our plant to take care of the requirements of our patronage even better than we have done in the past.

In presenting our catalog No. 23 to our many friends and patrons throughout the United States and foreign countries we like to give assurance that the favors extended to us have been appreciated.


Your wishes are our commands, we are assisted by an organization particularly adapted to serve you, and we ask your continued support and patronage.

**The Topeka Tent and Awning Company**

**TOPEKA, KANSAS**

## THE TOPEKA TENT AND AWNING COMPANY

---



**F. A. ANTON**  
President and Treasurer



**FRED L. ACKERMAN, JR.**  
Vice President & Gen. Manager

No industry or business has a right to exist unless its first aim is to give service to its patronage. Established in 1897 our policy always was and is today to give the maximum service for the minimum of compensation.

TOPEKA TENT AND AWNING CO.



**JOHN M. LONG**  
Secretary



**HENRY F. ANTON**  
Assistant to Manager

# *The Story* of *a Good Awning*

Evolution in Store Front Architecture, which found its perfection in the modern daylight up-to-date store front, brought about unusual conditions and requirements for an awning for such a store front. For ten years or more this demand for such an awning existed. Awning manufacturers all over the United States and Canada were wrestling with this new problem without avail, until the good awning was invented which today is known as **ANTON'S LATERAL**. Invented and introduced not quite twelve years ago, its **VALUE** and **MERIT** can approximately be estimated by the fact that today about **THREE MILLION DOLLARS** worth of **ANTON'S LATERAL AWNINGS** are in use in the United States alone. There is **NO** store awning just as good and the most unusual thing about **ANTON'S LATERAL AWNING** is that they cost less than other awnings for which claim is made that they meet the same requirements. Agents wanted everywhere. Correspondence solicited and prices furnished upon application.


---

Patented U. S. A. March 7, 1911, No. 986120.  
Patented U. S. A. December 16, 1913.  
Patented U. S. A. August 5, 1913.  
Canada, August 13, 1912, No. 142263.



---

*Our Products Are Made Full Weight and Full Size*



Pictures Show Modern  
Store Fronts in  
SEATTLE, WASH.,  
Equipped with  
ANTON'S LATERAL

**Modern  
Anton's  
Lateral  
Awnings  
*for*  
Modern  
Store  
Fronts**



**Up-to-date Awnings are as much a Necessity as Attractive Windows**

THE TOPEKA TENT AND AWNING COMPANY

---

# Anton's Lateral Awnings

Designed

For All Modern Store Fronts  
and Residence Porches




Illustration of Kresge Store

---

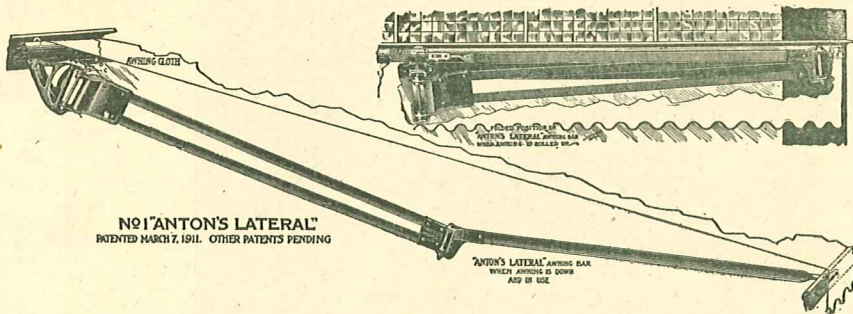
*Advertising Specialties That Bring Results*



# No. 1 Anton's Lateral Arm

Especially designed to be used on high store fronts or in cases where a large projection is wanted. Made in two lengths.

No. 1 Anton's Lateral Arm 9 feet long, weight 49½ lbs.  
 No. 1 Anton's Lateral Arm 10 feet long, weight 53 lbs.



On this page is shown design No. 1, in which design we manufacture two lengths of Anton's Lateral Arms, 9 ft. and 10 feet. The projection on a given length of arm varies, depending to what height of wall the arm may be adjusted.

The various projections on each length of arm, 9 ft., 10 ft., adjusted to the various heights of wall, are enumerated in the table below. Allowing one wrap around a 3 inch wood roller, we cut the cloth for each arm as indicated in table as slant.

Length of Arm	Projection	Wall	Length of Arm	Projection	Wall
9'	9' 0"	30"	10'	10' 0"	30"
9'	8' 10"	36"	10'	9' 10"	36"
9'	8' 8"	42"	10'	9' 9"	42"
9'	8' 6"	48"	10'	9' 7"	48"
9'	8' 4"	54"	10'	9' 4"	54"
9'	8' 0"	60"	10'	9' 2"	60"
9'	7' 10"	66"	10'	9' 0"	66"
9'	7' 8"	69"	10'	8' 6"	72"
	Slant 10'4"			Slant 11'4"	

Length of Arms not listed will be made to order only at 25c net extra.


If attachments for wood front pole are desired orders must specify such. In the absence of any specifications all Arms will be equipped with attachments for 1-inch pipe front rod.

Number of arms needed for all lengths of Anton Lateral Awnings:

2 arms up to and including 22 ft. wide.  
 3 arms up to and including 28 ft. wide.  
 4 arms up to and including 40 ft. wide.

5 arms up to and including 52 ft. wide.  
 For awnings over 52 ft. wide, allow one arm for every 10 feet.

*Anton Awnings Are Made for Service*



Anton's  
Lateral  
the  
Awning  
Arm  
of  
Merit

Anton's  
Lateral  
Awnings

*Always  
Hang  
Smooth  
and  
Even*

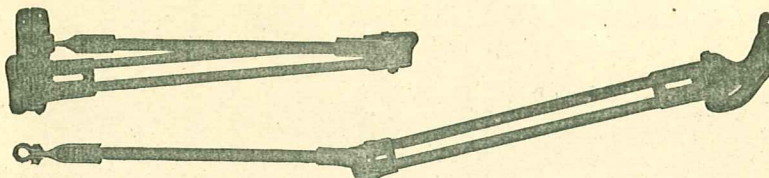


*Sleeping Porch Curtains—All Styles*

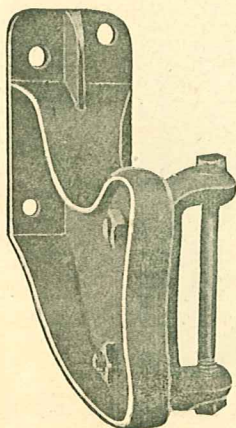
## No. 6 Anton's Lateral Arm

Designed for Open Transom Bar Construction.

Carried in stock only in the three lengths enumerated below.



Length of Arm	Projection	Wall	Length of Arm	Projection	Wall
7'0"	7' 2 1/2"	15"	7'6"	7' 6 1/2"	20 "
7'0"	7' 2 "	18"	7'6"	7' 5 1/2"	24 "
7'0"	7' 0 "	24"	7'6"	7' 5 "	27 "
7'0"	6'11 "	30"	7'6"	7' 3 1/2"	32 "
7'0"	6' 8 "	36"	7'6"	7' 2 "	36 1/2"
7'0"	6' 5 "	42"	7'6"	7' 0 "	40 1/2"
7'0"	6' 1 1/2"	48"	7'6"	6'10 "	44 1/2"
7'0"	5' 4 "	60"	7'6"	6' 8 "	49 "
Shipping weight 26 1/2 lbs. Slant 8'2"			7'6"	6' 5 1/2"	53 "
			7'6"	6' 3 "	56 "
			7'6"	6' 1 "	59 "
			7'6"	5' 9 "	63 "
			7'6"	5' 6 "	66 1/2"
			7'6"	5' 4 "	68 "
			Shipping weight 32 1/2 lbs. Slant 8'6"		



The cut to the left is an enlarged view of the hanger bracket of the No. 6 Anton's Lateral Arm.

Length of Arm	Projection	Wall
8'0"	8' 0 "	24"
8'0"	7'10 1/2"	30"
8'0"	7' 9 "	36"
8'0"	7' 6 "	42"
8'0"	7' 3 "	48"
8'0"	6'11 1/2"	54"
8'0"	6' 7 1/2"	60"
8'0"	6' 3 1/2"	66"
8'0"	5'10 "	72"
Shipping weight 34 1/4 lbs. Slant 9'6"		

Length of Arms not listed will be made to order only at 25c net extra.

If attachments for wood front pole are desired orders must specify such. In the absence of any specifications all Arms will be equipped with attachments for 1-inch pipe front rod.


Number of arms needed for all lengths of Anton Lateral Awnings:

2 arms up to and including 22 ft. wide.  
3 arms up to and including 28 ft. wide.  
4 arms up to and including 40 ft. wide.

5 arms up to and including 52 ft. wide.  
For awnings over 52 ft. wide, allow one arm for every 10 feet.

THE TOPEKA TENT AND AWNING COMPANY

**Anton's Lateral**  
are  
**The Neatest Appearing Awnings Made**




**Classy Awnings Add to the Appearance  
of Your Store Front**

Anton's Lateral Awnings Operate Easier, Last Longer and are More  
Sightly than the old fashioned kind.

*If It's Made of Canvas, We Make It*

## No. 8 Anton's Lateral Arm

Designed for Open Transom Bar Construction.  
Carried in stock only in the four lengths enumerated below.



No. 8 Anton's Lateral Arm.

Length of Arm	Projection	Wall	Length of Arm	Projection	Wall
6'6"	6' 7"	16 "	6'0"	6' 1 "	16 "
6'6"	6' 6"	21 1/2"	6'0"	6' 0 "	22 1/2"
6'6"	6' 5"	25 1/2"	6'0"	5'11 "	26 "
6'6"	6' 4"	29 1/2"	6'0"	5' 9 1/2"	30 1/2"
6'6"	6' 2"	34 "	6'0"	5' 8 "	34 "
6'6"	6' 1"	37 "	6'0"	5' 6 "	37 1/2"
6'6"	5'11"	40 1/2"	6'0"	5' 4 1/2"	40 1/2"
6'6"	5' 9"	44 1/2"	6'0"	5' 2 "	44 "
6'6"	5' 7"	48 "	6'0"	5' 0 "	46 "
6'6"	5' 4"	51 "	6'0"	4'10 "	50 "
6'6"	5' 2"	54 "	6'0"	4' 7 "	52 1/2"
6'6"	4' 8"	60 "	6'0"	4' 5 "	55 "
			6'0"	4' 2 "	58 "
			6'0"	3'10 1/2"	60 1/2"

Weight 18 lbs. Slant allowing one wrap around 3" roller 7'6"

Weight 16 1/2 lbs. Slant allowing one one wrap around 3" roller 7'

Length of Arm	Projection	Wall	Length of Arm	Projection	Wall
5'6"	5' 7 "	15 "	5'0"	5' 1 "	14 "
5'6"	5' 6 1/2"	18 "	5'0"	5' 3/4 "	16 1/2"
5'6"	5' 6 "	20 1/2"	5'0"	5' 0 "	19 1/2"
5'6"	5' 5 "	24 1/2"	5'0"	4'10 1/2"	22 1/2"
5'6"	5' 4 "	28 "	5'0"	4' 9 1/2"	25 1/2"
5'6"	5' 2 1/2"	31 "	5'0"	4' 9 "	29 "
5'6"	4'11 1/2"	37 1/2"	5'0"	4' 7 1/2"	31 1/2"
5'6"	4' 7 1/2"	43 "	5'0"	4' 6 1/2"	34 "
5'6"	4' 5 1/2"	46 "	5'0"	4' 4 1/2"	37 "
5'6"	4' 1 1/2"	50 "	5'0"	4' 2 1/2"	39 1/2"
5'6"	3'11 "	53 "	5'0"	4' 3/4 "	42 1/2"
5'6"	3' 2 1/4"	58 1/2"	5'0"	3'11 1/4"	44 "
			5'0"	3' 6 "	48 1/2"

Weight 15 3/4 lbs. Slant allowing one wrap around 3" roller 6'6"

Weight 14 3/4 lbs.. Slant allowing one wrap around 3" roller 6'

**Length of Arms not listed will be made to order only at 25c net extra.**

If attachments for wood front pole are desired orders must specify such. In the absence of any specifications all Arms will be equipped with attachments for 1-inch pipe front rod.

Number of arms needed for all lengths of Anton Lateral Awnings:


- 2 arms up to and including 22 ft. wide.
- 3 arms up to and including 28 ft. wide.
- 4 arms up to and including 40 ft. wide.

- 5 arms up to and including 52 ft. wide.
- For awnings over 52 ft. wide, allow one arm for every 10 feet.

*Prices and Samples Cheerfully Furnished Upon Application*

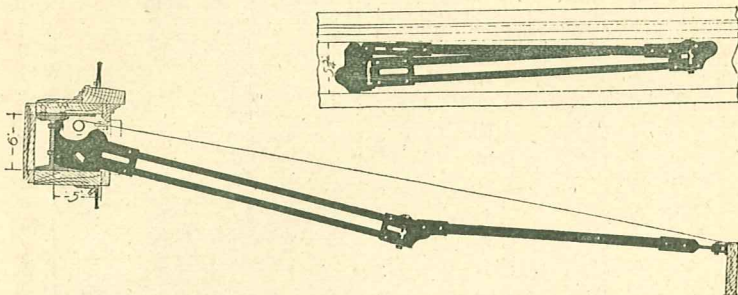
## No. 5 and No. 9 Anton's Lateral Arm

For Concealed or Recess Box Construction.



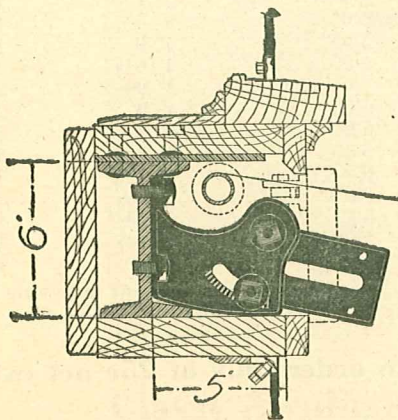
### No. 5 Anton's Lateral Arm

The same lengths carried in stock as No. 6. Weight the same as No. 6.



### No. 9 Anton's Lateral Arm

The same lengths carried in stock as No. 8. Weight the same as No. 8.



Detail Plan of Recess Box  
in connection with No. 9  
Anton's Lateral Arm

## For Recess Box Construction

### No. 5

Made in same length as No. 6.  
Use price list of No. 6 Arms.

### No. 9

Made in same length as No. 8.  
Use price list of No. 8 Arms.


*Prices and Samples Cheerfully Furnished Upon Application*

THE TOPEKA TENT AND AWNING COMPANY

Progressive Merchants  
Welcome Modern Improvements

Anton's Lateral Awnings

Are the Latest Improvements in Up-to-date Awnings



A "24-foot Anton's Lateral" Roller Awning as seen when rolled up. Two No. 6 seven-foot "Anton's Lateral" Arms are used.

The illustration below shows a "No. 6 Anton's Lateral Arm" attached to an open construction transom bar of the Kawneer type.

This Kawneer Transom Bar is not only neat in appearance but practical in every way, and the "No. 6 Anton's Lateral Arm" used in connection with the same for a modern awning is the last word spoken in modern store front and awning construction.

Price List of "Anton's Lateral" Arms

January 1, 1921

This List Revokes all Previous Lists.

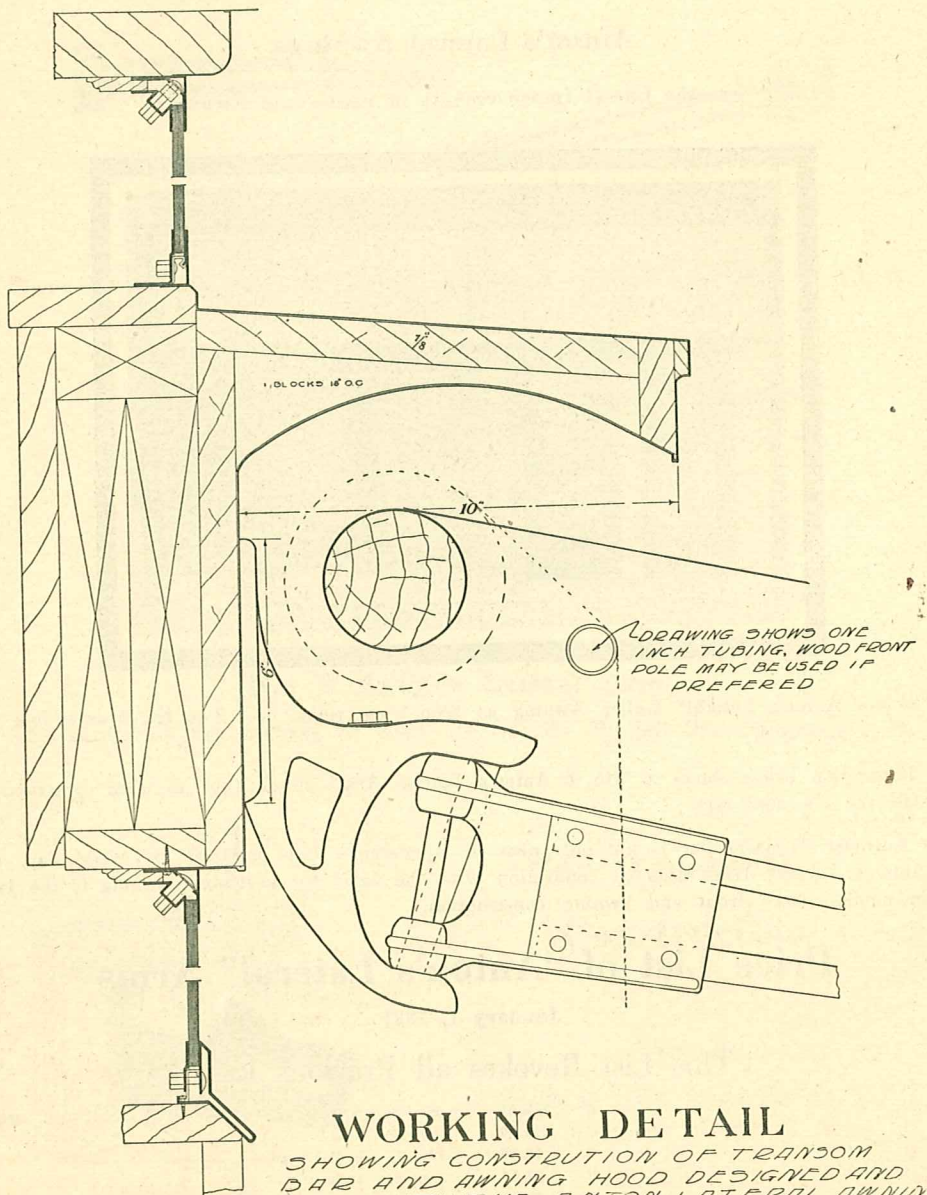
No. 1—10 ft. - - - - - @	\$16.00	No. 8—6 ft. 6 in. - - - - - @	\$10.00
No. 1—9 ft. - - - - - "	15.50	No. 8—6 ft. - - - - - "	9.80
No. 6—8 ft. - - - - - "	12.00	No. 8—5 ft. 6 in. - - - - - "	9.60
No. 6—7 ft. 6 in. - - - - - "	11.50	No. 8—5 ft. - - - - - "	9.40
No. 6—7 ft. - - - - - "	11.00	No. 8—4 ft. 6 in. - - - - - "	9.00
No. 6—6 ft. 6 in. - - - - - "	10.50	No. 8—4 ft. - - - - - "	8.80
No. 6—6 ft. - - - - - "	10.00	No. 8—3 ft. 6 in. - - - - - "	8.60

If No. 8 Arms are wanted longer than listed, No. 6 list price applies. If No. 6 Arms are wanted in longer lengths than listed, No. 1 list price applies.

ALL PRICES F. O. B. TOPEKA

To figure cost of Anton Lateral Awning Frame. Use Bevel Gear Roller Awning Fixture List and deduct discount. Add the net price of Anton Lateral Arms.

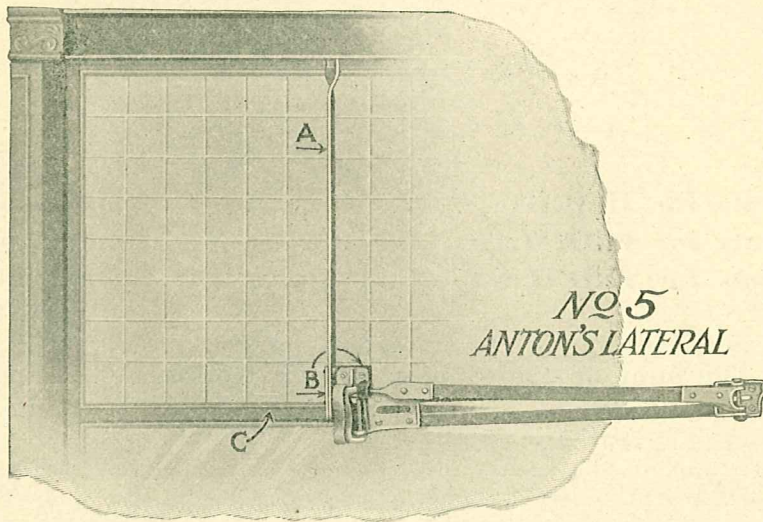
Use Bevel Gear Roller Awning Cover List to figure prices on Anton Lateral Awning Covers.



For Prices on Anton Lateral Awning Covers Use Bevel Gear Roller Awning Cover List.



## The Modern Front MINUS a Modern Transom Bar




**T**HE SKETCH above shows a modern prism plate glass store front, with a transom bar as much out of date as only lack of knowledge can devise it. Thousands of fronts are built every year similar to the illustration above. The awning is supposed to be carried by and fastened to the weak and flimsy transom bar, in construction so light that often it will not carry the weight of the window light. It is out of the question to expect such a faulty design and construction to stand the strain of an awning.

The picture above shows how to overcome the difficulty in a satisfactory and highly efficient manner, by transferring the strain to the I Beam or wood jamb above. A is a steel bar  $\frac{1}{2} \times \frac{1}{4}$  inches, fastened on top by means of one bolt or lag-screw, and on the bottom to plate B by means of two rivets. B is a plate  $\frac{1}{4}$  inch thick, one edge turned to receive the bar A. The plate B, aside from being riveted to bar A, is fastened on the bottom with two wood screws to the weak transom bar C. The plate B is provided with holes to receive the hanger bracket of Anton's Lateral Arm or other roller fixtures.

*Prices and Samples Cheerfully Furnished Upon Application*

# INSTRUCTIONS

## FOR FINDING PRICES OF PORCH AND STORE AWNING COVERS



- Measurements for HEIGHT.....from Figures 1 to 2.  
Measurements for PROJECTION.....from Figures 2 to 3.  
Measurements for FRONT.....from Figures 3 to 4.

In figuring on Awning Covers note:

- 1st: The sum of the Height and Projection.
- 2nd: The Width of Front.

METHOD: Add the feet and inches of Height to the feet and inches of the Projection. (Example—Height 6 feet 2 inches plus Projection, 6 feet 2 inches—12 feet 4 inches.)

As prices are figured in even feet only, take next higher scale; as in example 13 foot rate should be used. Locate the figure "13" under heading "SUM OF HEIGHT AND PROJECTION" at the top of column. Follow down this column until you locate the number representing the feet of FRONT measurement. Where front measurements exceed the foot measurement over 4 inches take next highest scale.


### Directions for Putting Up Regular Style Gear Roller Awnings

Determine the place where the awning fastens to the building at the extreme right and left ends at the top. The end at which the gear box is to be placed, fasten the cog gear for top. On the opposite end place the end bracket. The bearings of these two parts must be in perfect line. After these parts are securely fastened, draw a line from center of cog gear to bracket, across the building; ascertain how many center supports you have, divide the extreme widths into as many equal parts as there are center supports.

The center supports consist of top and bottom part; the lower part of the supports is the one that has several rollers on it, while the top part has but one roller. Place the center support in position, allowing space for the roller between them. After center supports are fastened place the long roller in position, and fasten securely at each end, then tack the cloth on the roller, allowing the cloth to roll over, not under. Be careful to get the cloth to come straight. By measuring from the front bracket to the roller you will get the equal distance all along. Do not be guided by the upper edge of the canvas, for it is not always straight.

After the cloth is fastened to the roller, place the joints or hinges on the building at proper distance from the top, then put the front pole in the bracket provided at the front above the scalloped curtain. Then fasten the extending arms through the front pole to the joints, which you have fastened to the building. Attach the gear rod to the top gear, then fasten the winding box, so the lower end of the gear rod will fit right into the gear box. Tighten up all bolts and your awning is ready for operation.

## Regular Style Bevel Gear Roller Awnings



**A** BEVEL GEAR ROLLER AWNING is popular because it operates easily and does not get out of order. It has a neat appearance and is made for service.

We use only the very best of fixtures and make the Awnings extremely rigid.

If re-inforcing bands are wanted on the covers, add one foot to the front of the cover for each band, when finding price.

Bevel gear roller awning covers priced on pages 20 and 21.

Bevel gear roller awning frames priced on page 22.


### Directions for Measuring Bevel Gear Roller Awnings

First determine the place where joints of frame should be fastened to the building; which should be 7 feet from the side walk. Then measure from where the frame fastens at the top (1 to 2); then measure from where the joints fasten to the building where awning is to project (2 to 3). The last measurement is the width of the awning, as illustrated (3 to 4).

State if awning fastens to wood, stone, brick or iron. Also if in line with the upright column. Also advise what material is in the columns.

*Live Agents Wanted in All Localities*

## Chain Gear Roller Awnings



**T**HIS STYLE AWNING is popular; it operates easily and is easily repaired if it gets out of order.

THE CHAIN GEAR ROLLER AWNINGS are the same price as the Regular style Gear Roller Awnings, and you may figure them on the same list which appears on pages 20 and 21 for Covers. Page 22 for Fixtures.

THE DIRECTIONS for measuring and putting up are also the same.

YOU WILL NOTICE that the Roller Awnings are illustrated without ends, but if ends are wanted specify right or left end. This can be determined by standing in front of the Awning facing it.

If ends are not especially needed we do not recommend them, because Roller Awnings work more smoothly without them.

Always specify on your order whether ends are wanted or not.

*Common Canvas Cots—For Sale or Rent*

## Automatic Roller Awnings



**T**HIS STYLE AWNING is designed for use on low store fronts. It is used on the same style fronts as the Anton-Lateral, but we do not recommend it as highly as the Anton-Lateral for the reason, that it is not as neat and not as practical. It is a little less expensive and for this reason we list it.

It is used when more of a projection is needed than height. The illustration shows that a slide rod is used instead of a hinge joint on the building, so that the end of the arm will slide up or down and allow the Awning to open or fold up.


This style Awning can be used either with cog gear, or chain roller.

Directions for measuring and putting up is the same as common roller awnings, except the Automatic arrangement, which is very simple as shown on illustration.

The Automatic Roller Awning was used exclusively before the Anton-Lateral was designed. We believe that eventually the Anton-Lateral Awning will take the place of the Automatic Roller Awning altogether.

Automatic Roller Awning cover prices on pages 20 and 21.

Automatic Roller Awning Fixtures, use bevel gear roller awning fixture list and add slide rods to list before taking off discount. On page 22.



*Sleeping Porch Curtains—All Styles*

## Price List for ROLLER Awning Covers (Including End Pieces)

If End Pieces are not wanted see table on bottom of this page  
SUM OF HEIGHT AND PROJECTION

FOOT FRONT MASUREMENT	6 Ft.	7 Ft.	8 Ft.	9 Ft.	10 Ft.	11 Ft.	12 Ft.	13 Ft.	14 Ft.	15 Ft.	16 Ft.	Price
	6											19.25
	7											20.90
	8	6										22.40
		7										23.35
	9											23.90
	10	8	6									25.45
	11	9	7									26.90
	12	10	8	6								28.40
	13	11	9	7	6							29.90
	14	12	10	8								31.55
	15	13		9	7	6						33.05
	16		11	10	8							34.60
	17	14	12		9	7	6					36.10
	18	15	13	11		8						37.55
		16	14		10		7	6				37.95
	19			12		9						38.65
	20	17	15	13	11		8	7				40.40
	21	18	16	14	12	10			6			41.50
	22	19	17		13	11	9	8				43.10
	23	20	18	15			10		7	6		44.20
	24	21		16	14	12		9	8			45.55
	25	22	19	17	15	13	11	10		7	6	46.70
	26	23	20	18			12		9			48.15
	27	24	21		16	14		11		8	7	49.70
	29	25	22	19	17	15	13		10	9		51.10
	29	26	23	20	18	16	14	12	11		8	52.80
	30	27	24	21	19		15	13		10		54.70
	31	28		22		17			12		9	55.80
	32	29	25	23	20	18	16	14		11		57.60
	33	30	26		21			15	13		10	59.25
	34	31	27	24	22	19	17			12		60.90
	35	32	28	25		20	18		14		11	62.30
		33	29	26	23	21		16	15	13		63.90
		34	30	27	24		19	17		14	12	65.75
		35	31		25	22	20	18	16			67.20
			32	28		23				15	13	68.60
			33	29	26		21	19	17		14	70.45
			34	30	27	24	22			16		72.00

To get net prices deduct proper discount for different materials.

### ROLLER AWNING END PIECES

Prices to be deducted for each Single End piece if not wanted

Sum of Height and Projection	Price	Sum of Height and Projection	Price
6 Ft. . . . .	\$4.10	11 Ft. . . . .	8.50
7 Ft. . . . .	4.80	12 Ft. . . . .	9.75
8 Ft. . . . .	5.80	13 Ft. . . . .	10.90
9 Ft. . . . .	6.70	14 Ft. . . . .	12.05
10 Ft. . . . .	7.75	15 Ft. . . . .	13.20
		16 Ft. . . . .	14.45

## Price List for ROLLER Awning Covers (Including End Pieces)

If End Pieces are not wanted see Table for Deduction on Page No. 20  
SUM OF HEIGHT AND PROJECTION

FOOT FRONT MASUREMENT	6 Ft.	7 Ft.	8 Ft.	9 Ft.	10 Ft.	11 Ft.	12 Ft.	13 Ft.	14 Ft.	15 Ft.	16 Ft.	Price
			31	28	25		20	18		15	\$ 73.50	
		35	32			23	21	19	17			75.10
				29	26	24				16		76.65
			33	30	27	25	22	20	18			79.00
			34	31	28		23			17		79.95
			35			26		21	19			81.45
				32	29		24	22	20	18		83.10
				33	30	27	25					85.05
				34		28		23	21	19		86.25
				35	31		26					88.30
					32	29		24	22	20		88.95
					33	30	27	25				91.25
							28		23	21		92.80
					34	31		26	24			94.75
					35	32	29			22		96.05
								27	25			97.60
							33	30	28		23	99.45
							34	31		26		100.90
								29		24		102.30
							35	32		27	25	104.00
								33	30			105.70
									28	26		107.10
								34	31			108.40
									32	29	27	110.50
								35		30		112.10
									33		28	113.15
										31		115.10
									34	32	29	117.95
									35			118.70
										33	30	120.75
											31	122.45
											34	123.80
											32	125.45
											35	126.60
											33	128.45
											34	131.60
											35	134.60

Price List Roller Awning Frames Page 22

These prices are for Awning Covers only, add price for frames, Roller fixtures or Lettering if wanted. For each Support Band or Re-inforcement, add one foot to price of frontage. To get prices deduct proper discount on different qualities of materials.

### PRICE LIST FOR ROLLER AWNING COVERS OVER 35 FEET LONG

Add to the 35 foot price the following amount for each additional foot in length over 35 feet.

Sum of Height and Projection	Price	Sum of Height and Projection	Price
6 Ft. . . . .	\$1.45	11 Ft. . . . .	2.20
7 Ft. . . . .	1.60	12 Ft. . . . .	2.40
8 Ft. . . . .	1.75	13 Ft. . . . .	2.50
9 Ft. . . . .	1.90	14 Ft. . . . .	2.65
10 Ft. . . . .	2.00	15 Ft. . . . .	2.85
16 Ft. . . . .	2.95		

THE TOPEKA TENT AND AWNING COMPANY

BEVEL GEAR ROLLER AWNING FIXTURES, GALVANIZED

Including 1½ Inch Steel or Wood Roller

6 ft. ....	\$48.00	40 ft. ....	\$ 95.60
7 ft. ....	49.40	41 ft. ....	97.00
8 ft. ....	50.80	42 ft. ....	98.40
9 ft. ....	52.20	43 ft. ....	99.80
10 ft. ....	53.60	44 ft. ....	101.20
11 ft. ....	55.00	45 ft. ....	102.60
12 ft. ....	56.40	46 ft. ....	104.00
13 ft. ....	57.80	47 ft. ....	105.40
14 ft. ....	59.20	48 ft. ....	106.80
15 ft. ....	60.60	49 ft. ....	108.20
16 ft. ....	62.00	50 ft. ....	109.60
17 ft. ....	63.40	51 ft. ....	111.00
18 ft. ....	64.80	52 ft. ....	112.40
19 ft. ....	66.20	53 ft. ....	113.80
20 ft. ....	67.60	54 ft. ....	115.20
21 ft. ....	69.00	55 ft. ....	116.60
22 ft. ....	70.40	56 ft. ....	118.00
23 ft. ....	71.80	57 ft. ....	119.40
24 ft. ....	73.20	58 ft. ....	120.80
25 ft. ....	74.60	59 ft. ....	122.20
26 ft. ....	76.00	60 ft. ....	123.60
27 ft. ....	77.40	61 ft. ....	125.00
28 ft. ....	78.80	62 ft. ....	126.40
29 ft. ....	80.20	63 ft. ....	127.80
30 ft. ....	81.60	64 ft. ....	129.20
31 ft. ....	83.00	65 ft. ....	130.60
32 ft. ....	84.40	66 ft. ....	132.00
33 ft. ....	85.80	67 ft. ....	133.40
34 ft. ....	87.20	68 ft. ....	134.80
35 ft. ....	88.60	69 ft. ....	136.20
36 ft. ....	90.00	70 ft. ....	137.60
37 ft. ....	91.40	71 ft. ....	139.00
38 ft. ....	92.80	72 ft. ....	140.40
39 ft. ....	94.20	73 ft. ....	141.80

Note.—Roller over 50 ft. add to list for Worm Gear, \$7.00.

For Automatic Roller Awning Fixtures add to above list for each slide rod needed.

Slide Rods ½ in. Iron, each.....\$3.60

Slide Rods ¾ in. Iron, each..... 3.60

Deduct discount from entire amount after slide rods prices are added.



Illustration of Anton Lateral Awning. If this style awning is wanted, add price of Anton Lateral Arms, page 13, to above price after proper discount is taken.

Visit Topeka's Free Camp Ground



## Spool Roller Awnings

Spool Roller Awnings are in appearance about the same as the Gear Roller Awnings but they are operated by means of a rope attached to a spool on the end of the top roller. The covers are always made without ends. This style awning is very neat in appearance and operates very easily. They are made in lengths up to 15 ft. for windows or short porches.

Covers 23c per ft. less discounts on different quality of material.

---

## Spool Roller Awning Fixtures

Galvanized iron frame, 3 in. wood top roller furnished with sash cord.

3 ft. frames.....	\$ 7.26
3 ft. 6 in. frames.....	7.50
4 ft. frames.....	7.75
5 ft. frames.....	8.10
6 ft. frames.....	8.55
7 ft. frames.....	9.00
8 ft. frames.....	9.45
9 ft. frames.....	9.90
10 ft. frames.....	10.35
11 ft. frames.....	10.80
12 ft. frames.....	11.55
13 ft. frames.....	12.00
14 ft. frames.....	12.45
15 ft. frames.....	13.90



---

*Tents and Cots for Rent—One to Car Lots*

# ROPE PULL UP AWNINGS (*Regular Style*)

For  
**STORE  
FRONTS**

For  
Figuring Price  
Use  
Price List on  
Covers Pages  
28 & 29  
Frames Page 30



The illustration on this page shows the Rope Pull Up Awning, which is the most commonly used Awning. It is operated as shown in the illustration, by means of ropes and pulleys.

#### DIRECTIONS FOR MEASURING.

Determine the place where the joints of the frame will be fastened to the building, which should be seven to eight feet from the side walk, according to the height of the front. Then measure from there to where the top of the Awning can be fastened above the windows, from (1 to 2). (2 to 3) in a high building should measure the same as (1 to 2).

The width of the store from center of column on the side of the center column, of column on the other side, which will be the distance from (3 to 4) or width of Awning. If the top where the Awning is to be attached projects out or sets back from the face of the building state how much and which way.

When ordering the Awning complete state whether it is to be fastened into wood, brick, stone or iron. Also state if the door posts and outer column are in line with the top fastening. State how many posts or places of fastening there will be between the two outer columns.

#### DIRECTIONS FOR MEASURING RECOVERS.

Measure from (1 to 2) (2 to 3) (3 to 4). State if the front rod of your frame is wood, iron or gas pipe. Also state if the front rod fits in a pocket, and if the front pocket of the Awning cover is to be made with the solid pocket or is to be made with a lace pocket.

See the decorated awnings illustrated on page 29. They can be made in any style Awning.


#### DIRECTIONS FOR PUTTING UP.

First determine where the Awning is to be fastened at the top, and measure the top to where the joint fastens on the building. (1 to 2.) If the columns are wood fasten the joints on with screws. If stone or brick make holes about three inches deep, and fasten with expansion bolts; if iron it would have to be bored and tapped. Be careful to have joints in line and if any column stands back, put in long joints on the column that do stand back; next put the pulleys or glass rings at the top and put the ropes through them, then attach the cloth to top with screw eyes.

If the Awning has a wood front pole, bore holes in the wood front pole to match joints in the building. Put front pole in pocket provided in the Awning cover, just above the scalloped curtain. Put the front end of the Awning bar that project out from the building through the front pole. Then attach the back ends of the bars to the wall joints. Now fasten ropes to the front pole with screw eyes, and with the screwing on the rope tie cleats the job is finished.


*Live Agents Wanted in All Localities*

THE TOPEKA TENT AND AWNING COMPANY




## Rope Pull Up Awnings for Residences

List Price for Covers Page 28 and 29. List Price for Frames Page 30.



## Automatic Rope Pull Up Awnings



**A**UTOMATIC Rope Pull Up Awnings pull up with ropes, pulleys, or glass rings. This style Awning is used on a low modern store front when more projection is needed than the height will allow on a regular rope pull up Awning.

You will notice that at the end of the bar on the building a slide rod is used instead of a hinge joint, so that the end of the arm will slide up or down and allow the Awning to open or fold up. This slide rod will measure in height the same distance as the difference between the height and projection of the Awning.

This style Awning is to be measured the same as the Regular style rope pull up Awning, but the projection will be more than the height measurement, for instance, three feet from (1 to 2) and six feet from (2 to 3).

Automatic Rope Pull Up Awnings are sometimes used on windows, and residence porches when the measurements require it.

Use Rope Pull Cover list (page 28 and 29) for figuring prices on Automatic Rope Pull Up Awning Covers.

Use Rope Pull Frame list (page 30) plus price for slide rods.

Discount applies on list on the different style patterns of goods.

We will gladly furnish samples of materials on request.

When ordering awnings always fill in the specifications on the order blank.

### Directions for Putting Up

Directions for putting up the regular style rope pull up awnings will apply to this style awning with the exception of screwing on the short slide rods that attach to the building.

*We Make Cab Curtains for Your Truck*

# IT PAYS TO ADVERTISE

Your name on the roof of an awning and your add on the front and end curtains is the cheapest advertising and the most effective.

Our experts can letter your awning neatly and attractively at the low price quoted below. We will letter your awning in any style. If you should want the lettering done in script there will be an additional charge over the charge made on the block letters.

We submit a few illustrations for your approval on this page.

Black White Shaded  
per per per  
Letter Letter Letter

Plain Letters on Curtain of Awning. . . . .	\$0.23	\$0.23	\$0.30
Plain Letters on Top of Awning	0.28	0.32	0.34
Script Letters on Curtain of Awning. . . . .	0.40	0.45	0.48
Script Letters on Top of Awning	0.45	0.50	0.54
Old English or other Fancy Designed. . . . .	0.40	0.50	0.54

The minimum list price for lettering any Awning job will be \$6.00.

Monograms or fancy designs, minimum list price \$10.00.




Style 1




Style 2



Style 3



Style 4



Style 5



Style 6

Stack Covers—Made Right—Reinforced

## Price List for Porch and Store "ROPE PULL UP" Awning Covers (Including End Pieces)

If End Pieces are not wanted see Table for Deduction on bottom of page  
SUM OF HEIGHT AND PROJECTION

FOOT FRONT MASUREMENT	6 Ft.	7 Ft.	8 Ft.	9 Ft.	10 Ft.	11 Ft.	12 Ft.	13 Ft.	14 Ft.	15 Ft.	16 Ft.	Price
4												\$11.60
5												13.15
6	4											13.75
7	5	4										15.90
8	6	5										17.45
9	7		4									18.75
10	8	6	5	4								20.15
11	9	7	6									21.45
12		8		5	4							22.75
13	10	9	7	6	5	4						24.25
14	11		8									25.50
15	12	10	9	7	6	5	4					26.65
16	13	11		8								28.00
17	14	12	10		7	6	5	4				29.30
18	15	13	11	9	8							30.70
19	16			10		7	6	5	4			31.85
20	17	14	12		9							33.05
21		15	13	11		8	7	6	5	4		34.20
22	18	16	14	12	10	9						35.35
23	19	17			11		8	7	6			36.70
24	20		15	13		10					5	37.85
25	21	18	16	14	12		9	8				38.90
26	22	19	17		13	11				7	6	39.95
27	23	20		15		12	10	9				41.05
28	24	21	18	16	14		11		8	7		42.30
29	25		19			13		10				43.40
30	26	22		17	15		12		9	8		44.35
31		23	20	18	16	14		11				45.30
32	27	24	21	19			13		10	9		46.25
33	28	25	22		17	15		12				47.55
34	29			20	18	16	14		11			48.50
35	30	26	23	21				13		10		49.75
	31	27	24		19		15		12			50.50
	32	28		22		17		14		11		52.00
	33	29	25		20	18	16		13			53.40
	34		26	23	21			15		12		54.90

Topeka Rope Pull UP Awning Frame list. page 30.

### TOPEKA ROPE PULL UP END PIECES

Prices to be deducted for each Single end piece if not wanted

Sum of Height and Projection	Price	Sum of Height and Projection	Price
6 Ft. . . . .	\$2.35	11 Ft. . . . .	6.30
7 Ft. . . . .	3.10	12 Ft. . . . .	7.25
8 Ft. . . . .	3.65	13 Ft. . . . .	8.30
9 Ft. . . . .	4.45	14 Ft. . . . .	9.30
10 Ft. . . . .	5.35	15 Ft. . . . .	10.35
		16 Ft. . . . .	11.50

Prices are for One End Piece only.

No allowance to be made for End Pieces on awnings under 6 ft. for height and projection.

## Price List for Porch and Store "ROPE PULL UP" Awning Covers (Including End Pieces)

If End Pieces are not wanted see Table for Deduction on Page 28  
SUM OF HEIGHT AND PROJECTION

FOOT FRONT MASMUREMENT	6 Ft.	7 Ft.	8 Ft.	9 Ft.	10 Ft.	11 Ft.	12 Ft.	13 Ft.	14 Ft.	15 Ft.	16 Ft.	Price
		35	30	27	24		19	17		14		\$ 56.30
			31									56.60
			32	28	25	22	20	18	16		13	58.15
			33	29	26	23	21	19	17	15	14	59.70
			34	30	27	24				16		61.20
			35	31		25	22	20	18			62.95
				32	28		23	21	19	17	15	64.50
				33	29	26					16	66.20
				34	30	27	24	22	20	18		68.05
				35	31	28	25	23	21	19	17	69.75
					32		26					70.95
					33	29			22	20	18	72.80
					34	30	27	24	23		19	74.80
					35	31	28	25		21		76.65
						32	29		24		20	77.45
						33		26		22		79.50
						34	30	27	25	23	21	81.65
						35	31	28	26	24	22	83.70
							32	29				84.10
							33	30	27	25	23	86.30
							34	31	28	26		88.60
							35		29		24	90.80
								32				90.85
								33	30	27	25	93.20
								34	31	28	26	95.70
								35	32	29	27	98.00
									33	30		100.20
									34	31	28	102.85
									35	32	29	105.30
										33	30	107.35
										34	31	110.15
										35	32	112.80
											33	114.60
											34	117.60
											35	120.35

These prices are for Awning Covers only, add prices for frames, patent top rods, head rods, Lettering or Rope Bands if wanted.

### PRICE LIST FOR TOPEKA ROPE PULL UP AWNING COVERS OVER 35 FEET

Add to the 35 foot price the following amount for each additional foot in length over 35 feet

Sum of Height and Projection	Price	Sum of Height and Projection	Price
6 Ft. . . . .	\$1.25	11 Ft. . . . .	2.05
7 Ft. . . . .	1.40	12 Ft. . . . .	2.20
8 Ft. . . . .	1.55	13 Ft. . . . .	2.30
9 Ft. . . . .	1.70	14 Ft. . . . .	2.45
10 Ft. . . . .	1.85	15 Ft. . . . .	2.60
16 Ft. . . . .		2.75	

## Price List of Awning Frames

### For Topeka Rope Pull-Up Porch, Store and Window Awnings

Frames for rope pull-up awnings are figured on the lineal ft. of material used, for example: An awning with a 6 ft. projection and 12 ft. length will take 24 lineal ft. of pipe, because there will be two projecting arms 6 ft. each (one on each end) and 12 ft. of front pipe. On rope pull-up awnings over 12 ft. long, it is necessary to have three projecting arms, and a wood front pole. If there is no place to fasten an arm between each end arm we can make a brace on each end arm which will make the frame strong and rigid. We use different size iron as follows in different size of awning frames:

- $\frac{1}{2}$ " Iron for all small awning frames up to a 3'6" projection and 6" length.
- $\frac{5}{8}$ " Iron for awning frames from 3'6" projection and 6' lengths up to 5' projection with 7' length.
- $\frac{3}{8}$ " Pipe for awning frames of up to 4' projection by 10' length.
- $\frac{1}{2}$ " Pipe for awning frames from 4' projection by 10' length to 6' projection by 12' length.
- $\frac{1}{2}$ " Pipe is used for projection arms on large store and porch awning frames which have a wood front pole.

$\frac{1}{2}$ " Iron, per lineal foot.....	50c
$\frac{5}{8}$ " Iron, per lineal foot.....	52c
$\frac{3}{8}$ " Pipe, per lineal foot.....	67c
$\frac{1}{2}$ " Pipe, per lineal foot.....	67c

WOOD FRONT BAR used with iron or pipe arms, per lineal ft..50c

### HEAD RODS

When window awnings are to be fastened to iron or stone buildings it is necessary to have an iron head rod at the top which is fastened to the building at each end of the awning. In this case awning covers are made with a pocket at the top for the rod to slip through.

Head Rods  $\frac{5}{8}$ " iron with eyebolts, per lineal ft.....52c

### FOR AUTOMATIC ROPE PULL UP AWNING FIXTURES

Add to the total list of iron used for each slide rod needed:

Slide Rods $\frac{1}{2}$ " Iron, each.....	\$3.60
Slide Rods $\frac{5}{8}$ " Iron, each.....	3.60

*Samples, Information or Suggestions Gladly Furnished on Request*



# ROLL AWNING COVERS

## FOR STATIONARY FRAME

Per Square Foot.....23c

### STATIONARY FRAME

1/2 in. Pipe, per lineal ft.....\$ .67	1 1/4 in Pipe, per lineal ft.....\$1.17
3/4 in. Pipe, per lineal ft..... .80	1 1/2 in Pipe, per lineal ft..... 1.50
1 in. Pipe, per lineal ft..... 1.07	2 in. Pipe, per lineal ft..... 1.85

### WOOD ROLLER

For Top Awning Roller or For Bottom of Stationary Roller Awning Covers  
 3 in. Round, per lineal ft.....70c

## PRICES FOR ROPES ON TOP OF ROPE PULL UP AWNING COVERS

For Ropes on top or underneath, where they run through rings, grommets or pulley guides.  
 List price per rope, each.....\$2.00

Basis for number of ropes used on awnings:

- Awnings 6 foot wide and under 2 ropes
- Awnings over 6 ft. to 10 ft. wide, 3 ropes
- Awnings over 10 ft. to 21 ft. wide, 4 ropes
- Awnings over 21 ft. to 30 ft. wide, 5 ropes
- Awnings over 30 ft. to 35 ft. wide, 6 ropes

### BANDS

On either pull up or roller awnings, or for reinforcement bands on tie down stationary awning covers, add 1 foot to width extra for each band.

### FRINGE

On Store, Porch or Window Awnings, Porch Curtains or Valances, add 20 cents for each running foot of fringe used.

We carry in stock 2 in. fringe in red, white, blue, green and tan.

### STENCILED CURTAINS

On any awning will be charged at 15 cents per running foot extra.

One Gallon of Preservo Waterproofs 75 sq. ft. of Canvas

# Decorated Awnings and Curtains

for  
**Store Fronts**  
and  
**Residences**

The patterns illustrated are made in a number of different combinations of colors.


Any color decoration can be had on khaki, white, green, brown or gray material.

In ordering specify the color wanted for the decoration and material and the style number of the decoration. For example: "Style 10, decoration in green on khaki cloth."


Decorated covers are made for any style awning frame.

We also carry in stock patterns of double faced goods, such as green on one side and white on the other, and brown on one side and white on the other. Either side of this material can be used on the outside of the awning and decorated in any color you desire.

These awnings are used both for residences or store fronts, and are considered the classiest awnings made.



Style 10




Style 11




Style 12




Style 13




Style 14



Style 16



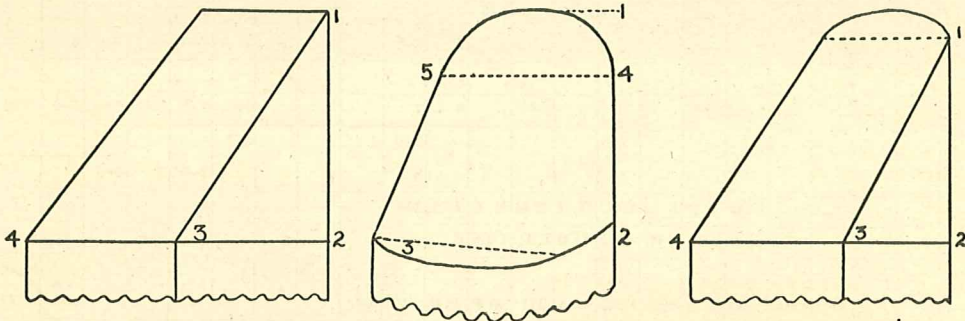

Style 15



Style 17

*Our Reputation has been Built on Quality and Service*

# THE TOPEKA TENT AND AWNING COMPANY



When ordering recoveries only, give following measurements

From 1 to 2  
From 2 to 3  
From 3 to 4

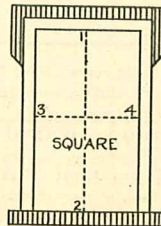
From 1 to 2 (or height)  
From 2 to 3 (or extension)  
From 4 to 5 (or width)

From 1 to 2  
From 2 to 3  
From 3 to 4  
Also Height of Segment

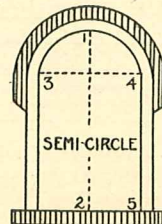
## DIRECTIONS FOR MEASURING WINDOW OR DOOR AWNINGS

All awnings are made so that the scalloped curtain will drop to within about one-third of the opening above the sill.

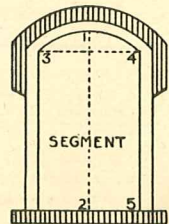
In measuring for window awnings, always measure from center to center of wood casing, not on the brick work, and in all cases, give shape of top of window, as per diagrams above. Always state if awnings are for first or upper stories of building. If for first story, give height from the sill of window to ground, state if you want awning high enough so that you can walk under it. When awnings are wanted for doors where screens are used, measure the same as rope holst awnings 1 to 2, 2 to 3, 3 to 4; see page 23 for price list.



From 1 to 2  
From 3 to 4



From 1 to 2  
From 3 to 4  
From 4 to 5



From 1 to 2  
From 3 to 4  
From 4 to 5

Give these dimensions when Frames are wanted

*Samples, Information or Suggestions Gladly Sent on Request*

# Price List for WINDOW AWNING COVERS

## HEIGHT AND PROJECTION

Proj. Height	2-6	2-6	2-6	2-6	2-6	2-6	3-0	3	3	3	3	3	3	3-6	3-6	3-6	3-6	3-6	3-6	3-6	3-6	3-6	3-6	Price	
2-6	2-6	3	3-6	4	4-6	5	3-0	3-6	4	4-6	5	5-6	6	3-6	4	4-6	5	5-6	6	6-6	7			\$6.95	
3	2-6																							7.55	
3-6	3	2-6																						8.35	
4				2-6			2-6																	9.10	
4-6	3-6				2-6		3	2-6																9.85	
5	4	2-6	3			2-6	3-6	3	2-6					2-6										10.65	
5-6	4-6	4	3-6	3		4	3-6	3	2-6															11.60	
6	5	4-6	4	3-6	3	4-6	4	3-6	3	2-6				3	2-6									12.35	
6-6	5-6	5	4-6	4	3-6	5	1-6		3-6	3	2-6			3-6	3	2-6								13.15	
7	6	5-6	5	4-6	4				4				3	2-6	4	3-6	3	2-6						13.35	
7-6	6-6	6	5-6			5-6	5	1-6	4	3-6				4-6	4	3-6	3	2-6						13.55	
8	7			5	4-6	6	5-6	5	4-6	4	3-6	3					3-6	3	2-6					13.75	
7-6	6-6	6	5-6	5	6-6								3-6	5	4-6	4					2-6			14.85	
8-0	7	6-6				7	6	5-6	5	4-6	4			5-6	5	4-6	4	3-6	3			2-6		15.90	
7-6		7-6		6	5-6	6-6	6				4-6	4									3			16.40	
8		8	7	6-6		7-6	7		5-6	5				6	5-6	5	4-6	4	3-6			3-6	3	16.90	
7-6			7-6			8		6-6	6	5-6	5			7	6	5-6	5	4-6	4				3-6	17.45	
8			8	7	6-6		7-6	7	6-6	6	5-6	5		7	6	5-6	5	4-6	4					18.75	
7-6			7-6			8		6	5-6	5				7	6	5-6	5	4-6	4			4-6	4	3-6	19.20
8			8	7			7-6	7	6-6	6	5-6	5		7	6	5-6	5					4		19.65	
7-6			7-6			8								8		6-6	6	5-6	5			4-6		20.15	
8			8					7-6	7	6-6	6			7-6	7							4-6		21.45	
7-6			7-6					8								6-6		5-6	5					21.90	
8			8						7-6					8			6							22.35	
7-6			7-6					8	7	6-6					7-6	7	6-6	6				5-6	5	22.75	
8			8							7-6					8									23.50	
7-6			7-6							8	7					7-6	7	6-6	6			5-6		24.25	
8			8													8								24.90	
7-6			7-6														7-6	7	6-6	6		5-6		25.50	
8			8																					25.85	
7-6			7-6																					26.20	
8			8																					26.65	
7-6			7-6																					26.65	
8			8																					27.00	
7-6			7-6																					27.35	
8			8																					27.70	
7-6			7-6																					28.00	
8			8																					28.90	
7-6			7-6																					29.80	
8			8																					29.80	
7-6			7-6																					29.80	
8			8																					29.80	
7-6			7-6																					29.80	
8			8																					29.80	
7-6			7-6																					29.80	
8			8																					29.80	
7-6			7-6																					29.80	
8			8																					29.80	
7-6			7-6																					29.80	
8			8																					29.80	

When measurements exceed the above sizes, use List for Porch and Store Awning Covers.  
 These Prices are for Awning Covers only, add prices for frames and patent top rods when complete job is wanted. Frame List on page 30.

### WINDOW AWNING COVERS

Arrive at the prices by the same method as used in finding prices on Store and Porch Awnings, except that in these smaller Awnings, the Front Measurement is given in each 6-inch width, height and projection.


When the Front Measurement exceeds the figures given in table by more than 2 inches, use the next higher rate.

For Example:  
 2 feet, 9 inches front, Awning takes the price found under the 3 foot measurement.  
 2 foot, 2 inch Awning takes the 3 foot price.  
 3 foot, 3 inch Awning would be found under the 3 foot, 6 inch measurement.

When the measurement exceeds 2 inches over the measurement printed in price list, take the next higher scale.


These prices are for Canvas Part Only, including new ropes, hooks or screw eyes, for fastening the top, and also tarred marline for tying onto the frame.

## WINDOW AWNINGS FOR APARTMENTS



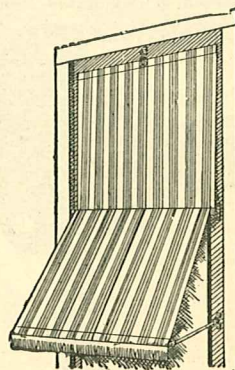
### Box Awnings

(Generally termed Double Frame Awnings)



Box or Double Frame Awnings are used for doors or French windows that open outward. They are more expensive than the common rope pull-up awnings because they require double frames, and much more material to make them. Box awnings are very attractive, and were originally designed in Europe. For figuring prices on box awnings use the list on page 34 for covers, and add 50%. For figuring frames add price for one extra frame because it takes two frames to operate these awnings.

### Spring Shade Awnings




Spring Shade Awnings are operated by means of a spring roller fastened in the center of the goods. On opening the awning the top half raises and the lower half projects. They are easily operated but are not as popular as the regular style rope pull-up window awning. We can furnish them in all sizes and in all colors of material. If interested in this style awning, write for prices giving full specifications.

# AWNING FIXTURES

## No. 1 GEAR BOX

Bevel Gear Box with Double Automatic Lock  
Finished in Galvanized Malleable Iron




This is an automatic double locking box. Inserting the handle in key and lifting the safety clutch unlocks the box, and setting the clutch and withdrawing the key relocks it.

All the parts are of the best grade malleable iron, thus insuring the strongest construction known. The steel handle bar is adjustable, so use can be made of it in close corners and by its adjustments to different lengths it can be made to create more power for winding up larger awnings.

It takes  $\frac{3}{4}$  inch round iron drive rod unless especially ordered to be fitted by  $\frac{1}{2}$  inch square drive rod or by  $\frac{3}{8}$  round iron drive rod.

## No. 142 WORM GEAR

Finished in Galvanized Iron



This style gear we guarantee to operate any length of awning with ease up to 200 feet. Use any bevel gear box to turn the shaft. Worm gears are always self locking. They never get out of order. All the attention they need is a little common axle grease about once a year. We fit these gears for pipe, wood or tube rollers.

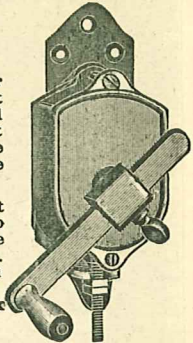
It is fitted for a  $\frac{3}{4}$  inch round iron shaft or drive rod.

## No. 143 CHAIN SPROCKET GEAR BOX

Automatic Self-locking  
Fitted for No. 32 Chain  
Will operate 100 ft. Roller

The chain box has been for years a great favorite on account of its simplicity of operating and its neat appearance in design. It has a back sliding plate for the box, whereby the chain can be easily tightened if too loose.

Care should be taken to insert the key as far as it will go into the box, as the iron part on the key, when inserted, opens the lock. If not properly inserted and you use force, when box is not unlocked, you are liable to break the key.




## No. 8 GEAR END

The advantages are that the small drive gear wheel is securely fastened in a yoke, and sets in a hook bracket which gives the revolving bearing on the gudgeon, or end pin, thus allowing the fastening of the bracket to a building with a recess or slant front, or if necessary, to the ceiling, and the revolving motion of the yoke will allow it to be turned in any way to meet the lead or slant of the shaft from the box. It has always an adjustable collar for fastening the shaft which allows  $\frac{1}{2}$  inch play.

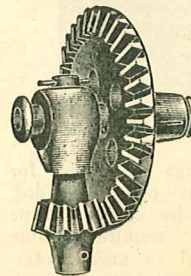
This gear can be fitted for any size pipe, wood or tube roller. It takes  $\frac{3}{4}$  inch iron shaft or drive rod, also  $\frac{1}{2}$  inch square or  $\frac{3}{8}$  inch round iron if so ordered.

Specify for iron or wood roller.



## No. 9 GEAR END


This style gear end is one that we have discontinued making, but are carrying a stock of them for the purpose of supplying our customers who now have them in use and want to replace the parts. Specify for wood or iron roller.



We Make the Famous "Stickfast" Cow Covers

# THE TOPEKA TENT AND AWNING COMPANY

## CENTER SUPPORT





This style center support is large and roomy. It is made for all size wood rollers and 2 inch or larger pipe. It is finished in galvanized iron.

Too much care can not be taken in lining up the center support for securing the best results. Many awnings are cut, because supports are not properly lined or bolted square on to the building.

No. 25 medium  
No. 26 large

## Rocking Center Support

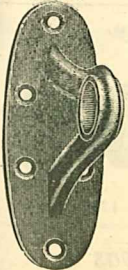
No. 27



For wood rollers and 2 inch and larger pipe. Its large circumference makes it adjustable for use on awnings with a long pitch, and in such cases the upper part of the support may be raised to accommodate the large size roller.

## CLOSED END BRACKET For Top Gear

No. 18



## OPEN END BRACKET For Top Gear


No. 12



## ROCKING CENTER SUPPORTS


No. 28

For wood roller and 2 inch or larger pipe. This center support has a 5 inch back plate, so it can be fastened on a blank. It is large and roomy for awnings with a long pitch and the rollers are made of seasoned hard maple, and well soaked in linseed oil.




## BRACKET FOR CHAIN GEAR

No. 144




No. 145

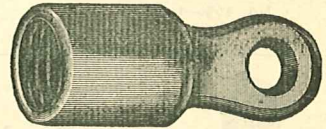


## Universal for Knuckle Joint

No. 29




## Eye Ends



No. 43 fits 3/4 in. pipe large eye  
No. 44 fits 1/2 in. pipe large eye  
No. 45 fits 1/2 in. pipe small eye  
No. 46 fits 3/8 in. pipe large eye  
No. 47 fits 3/8 in. pipe small eye  
No. 48 fits 1/2 in. iron large eye  
No. 49 fits 1/2 in. iron small eye


## Y Stub Jaw End




No. 146  
For 1/2 inch Iron

## Round Pin End

for 3 inch  
Wood Roller  
No. 20



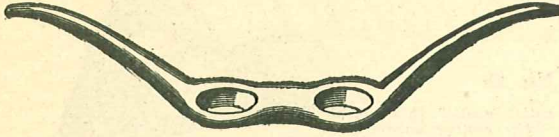
## Jaw Ends



No. 69  
Fits 3/8 inch pipe

THE TOPEKA TENT AND AWNING COMPANY


Awning Cleats



Lot No. 121—10 in.  
 Lot No. 122— 8 in.  
 Lot No. 123— 6 in.  
 Lot No. 124— 4 in.

Bracket Hinge

No. 89 with No. 2 Screws  
 No. 90 with No. 1 Screws  
 No. 91 with No.00 Screws



Double Arm Hinge





Illustration shows Head only.  
 We furnish with plate.

No. 92—6 in. No. 93—2 in.

Nut Ends



No. 39 Nut End fits  $\frac{3}{4}$  in. pipe, 3 in. shank.  
 No. 40 Nut End fits  $\frac{1}{2}$  in. pipe, 3 in. shank.  
 No. 41 Nut End fits  $\frac{3}{8}$  in. pipe, 3 in. shank.  
 No. 42 Nut End fits  $\frac{1}{4}$  in. pipe, 1 in. shank.

Glass Rings

No. 60—Specify large, medium or small.  
 No. 57—Large glass ring, tied with No. 3 screw eye.  
 No. 58—Medium glass ring, tied with No. 5 screw eye.  
 No. 59—Small glass ring, tied with No. 8 screw eye.


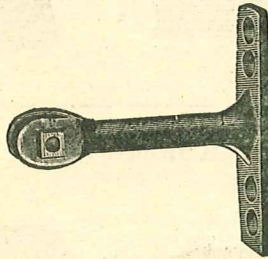


Plate Hinges

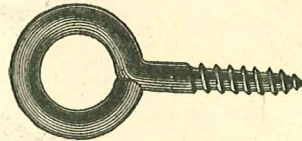
With Round Head Stove Bolts.

No. 101—6 in.  
 No. 102—5 in.  
 No. 103—4 in.  
 No. 104—3 in.  
 No. 105—2  $\frac{1}{2}$  in.  
 No. 106—1 in.



Screw Eyes

No. 115—Screw Eye No. 3  
 No. 116—Screw Eye No. 5  
 No. 117—Screw Eye No. 8  
 No. 118—Screw Eye No. 10



Iron Stakes



No. 148—8  $\frac{1}{2}$  in. No. 149—13  $\frac{1}{2}$  in.

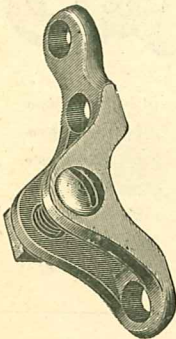
Bracket Hinge

No. 87


Rivet with cotter

No. 88

With  $\frac{1}{4}$  in. Stove Bolt



Lag Bolt Shield



No. 147—For Stone or Brick

Expansion Bolts



No. 127— $\frac{3}{8}$  in.

No. 128— $\frac{1}{2}$  in.


Bracket Hinge

No. 147

Rivet with cotter

No. 148

With  $\frac{1}{4}$  in. Stove Bolt

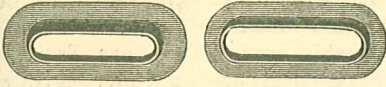


One Gallon of Preservo Waterproofs 75 Sq. Ft. of Canvas



# THE TOPEKA TENT AND AWNING COMPANY

## Oblong Grommets

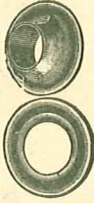


No. 150— $\frac{3}{8}$  in.

## Sheet Brass Grommets

Size Per Gross

No. 0.....	\$.....
No. 1.....	.....
No. 2.....	.....
No. 3.....	.....
No. 4.....	.....
No. 5.....	.....




## Sheet Brass Grommets

With Teeth

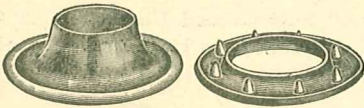
Size Per Gross

No. 0.....	\$.....
No. 1.....	.....
No. 2.....	.....
No. 3.....	.....
No. 4.....	.....
No. 5.....	.....



## Conical Pointed Grommets

Cast Brass

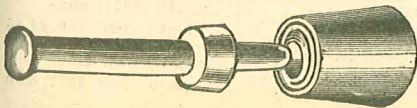


Inserted Diameter Per Gross

No. 2.....	$\frac{3}{8}$ in.....	\$.....
No. 3.....	7-16 in.....	.....
No. 4.....	$\frac{1}{2}$ in.....	.....
No. 5.....	$\frac{5}{8}$ in.....	.....
No. 6.....	$\frac{3}{4}$ in.....	.....

## Setting Dies

For inserting Round Grommets



For	Each	For	Each
No. 0.....	\$2.00	No. 3.....	\$2.35
No. 1.....	2.15	No. 4.....	2.50
No. 2.....	2.25	No. 5.....	2.80

## FROM STOCK

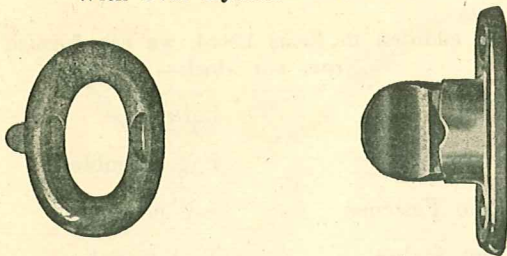
In addition to items listed, we can furnish from our stock—

- |                   |                     |
|-------------------|---------------------|
| Tubing            | Palms               |
| Tacks             | Egg Thimbles        |
| Auto Fasteners    | Sail Needles        |
| Tent Stakes       | Tent Ferrels        |
| Tent Poles        | Tent Keys           |
| Awning Poles      | Ropes               |
| Toggle Bolts      | Twines              |
| Iron Rings        | Lag Bolts           |
| Tent Rings        | Couplings           |
| Awning Hooks      | Awning Pulleys      |
| Auto Lock Clasps  | Curtain Fixtures    |
| Curtain Knobs     | Curtain Lights      |
| Curtain Patches   | Webbings            |
| Snaps             | Slide Rods          |
| Wagon Bows        | Torches             |
| Sleeping Bags     | Ropes & Twines      |
| Oiled Clothing    | Luggage Carriers    |
| Preservo          | Stack Covers        |
| Water Bags        | Folding Pans        |
| Wagon Covers      | Trunk Straps        |
| Water Bottles     | Filter Cloths       |
| Lunch Sets        | Tool Bags           |
| Horse Blankets    | Electric Lanterns   |
| Folding Bath Tubs | Camp Grids          |
| Canteens          | Rex Auto Beds       |
| Cots              | Rex Auto Mattresses |
| Camp Furniture    | Camp Stools         |
| Camp Stoves       | Cotton Duck         |
| Sheetings         |                     |

*Our Reputation has been Built on Quality and Service*

# THE TOPEKA TENT AND AWNING COMPANY

## CURTAIN FASTNERS With Oval Eyelets—Two Screw

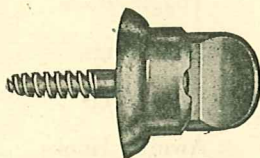


	<b>Brass</b>	<b>Black</b>
Single, No. 401, complete, per 100.....	\$5.30	\$5.65
Double, No. 402, complete, per 100.....	6.90	7.35
Triple, No. 403, complete, per 100.....	10.90	11.60

Also furnish in Clincher Type  
Discount from list


## ONE WOOD SCREW TYPE Priced With Eyelets Complete Black

	<b>Black</b>
Single, No. 404, complete, per 100.....	\$7.35
Double, No. 405, complete, per 100.....	9.10



## CLINCH TYPE Priced Complete With Eyelets


	<b>Black</b>
Single, No. 410, com- plete, per 100.....	\$5.70
Double, No. 412, com- plete, per 100.....	7.40



## TWO SCREW TYPE

Single, No. 248, com- plete, per 100.....	\$7.30
Double, No. 249, com- plete, per 100.....	9.35
Triple, No. 250, com- plete, per 100.....	9.85

**No. 151**  
Punch  
used  
for  
Cutting  
the  
metal  
for  
Lift  
the  
Dot  
Socket  
and  
Clinch  
Plate  
\$1.25 ea.



**No. 169**  
Screw  
driver  
for  
screwing  
in  
Lift  
The  
Dot  
Screw  
Studs  
75c ea.



## SPOOL ROLLER CURTAIN FIXTURES

These Fixtures are small in design and made of the best grade malleable iron. They are designed for practical use on roller curtains and spool roller awnings.

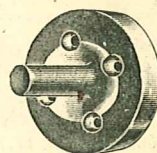
**No. 24**  
Spool for  
2½ in.  
Wood Roller



**No. 16**  
Bracket for  
Spool  
Roller



**No. 21**  
Round Pin End  
for 2½ in.  
Wood Roller

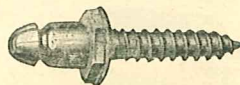


## “LIFT THE DOT” Fasteners


“Lift the Dot” Sockets and Clinch Plates are furnished with different type base and are quoted complete.



## HEXAGON BASE WOOD SCREW



Single, 852, com- plete, per 100.....	\$4.5
Double, 853, com- plete, per 100.....	6.90




## CLINCH

Single, No. 895, complete, per 100.....	\$5.00
Double, No. 896, complete, per 100.....	7.05

## Sliding Curtains for Sleeping Porches

□  
SIMPLE  
TO  
INSTALL  
—  
EASY  
TO  
OPERATE  
—  
NEVER  
OUT  
OF  
ORDER  
□



□  
MODERN  
STYLE  
CURTAINS  
THAT  
CLOSE  
UP  
TIGHT  
□

**T**HEN ACCOUNT of the constant demand for sleeping porch curtains that embody the advantages of the spring roller curtain at a lesser price than the spring roller curtain, we have, after much endeavor, succeeded in making sleeping porch curtains that operate from the bottom upwards the same as the spring roller curtains. These curtains are what we call our sliding curtains.

The sliding curtains when not in use are folded away on the lower edge of the opening of sleeping porch and by means of cords are easily operated, working from the bottom up. They may be used at any height, closing up part of the opening, or in case of stormy or inclement weather may be drawn up all the way to the top, thus shutting out entirely the elements and offering full and ample protection.

Cloth is permanently fastened at the bottom and has a wood slat in top pockets to which ropes are attached and run through glass rings which are attached at the top of the opening, and makes the curtain easily raised and lowered.

The heavy wire which is used on each side of the curtain and at three feet intervals between, helps to hold the cloth close to the wood work and makes the curtain securely tight, especially in stormy weather.

These curtains can be put on inside or outside of porch and if they are put on the outside the ropes can be run through the screen frame and the curtain can be raised or lowered from the inside.

These curtains are the most practical and durable curtains made and they are less expensive than a Spring Roller Curtain; and they never get out of order.

One curtain can be made to cover two or three windows and operate just as easy, and make them more secure.

Multiply width of curtain by height of curtain for number of square feet. For prices per square foot complete including all fixtures see price sheet in front.

### Directions for Measuring Sliding Curtains


Determine where the bottom and the top of the curtain is to attach, and take the measurements very accurate. Then take the actual measurement in width, exactly the width the curtain is to be (not just the open space that it is to cover) as it should cover over about an inch on the up and down columns, so that it will cover up the entire space.

If one curtain is to cover two or three windows kindly advise so that we can make a rod for each center casing.

*Camp Equipment Made for Service*

## Roller Curtains

for Sleeping Porches, Verandas, Etc.



**E**VERY residence should have its porches and verandas equipped with curtains.

Roller curtains will give service and are very reasonable in price. They are made from attractive patterns in stripes or plain colors.

They are easily operated and can be rolled up all or part of the way, and when closed completely up they secure privacy, and keep out the elements of bad weather.

These curtains are sometimes called Plain Drop Roller curtains or Common Roller Curtains.

They are made with a pocket in the bottom to insert a wood roller and are fastened at the top by means of grommets and screw eyes. The rope running through the glass rings at the top performs the operation of raising and lowering it.

We use only the very best materials obtainable in making these curtains.

We will furnish samples on request.

### Directions for Measuring and Prices on Roller Curtains

Measure the entire space the curtain is to cover and give us the length from (1 to 2) and width (2 to 3).


For figuring the price on these curtains, multiply the number of feet in the length by the number of feet in the width for the square feet. For price per square foot complete on different material including all fixtures, see price sheet in front.

---

*We Make the Famous "Stickfast" Cow Covers*

## Spring Roller Curtains

For Sleeping Porches, Varandas, Etc.



### Directions and Information on Spring Roller Curtains Illustrated Above

When measuring for spring rollers, please give entire width across from outside to outside of all roller fixtures, also, height up and down of space curtain is to cover. One inch space must be allowed at each end for bracket to fasten, and still give room for cloth to lap onto the woodwork.

Spring roller curtains will either work from the bottom up or from the top down.

Prices quoted on the discount sheet per square foot, are for curtains complete, except the spring roller. The spring rollers are priced separately, and are to be added after the material is figured.

All curtains over 7 ft. have a much larger roller which increases the cost proportionally.

On curtains above 12 ft. up to 15 ft. inclusive, we again increase the size of the roller which makes the prices higher.

We use only the very best heavy metal spring roller which is a little more expensive than the commonly used wood roller, but metal rollers will give many times the service of wood rollers.

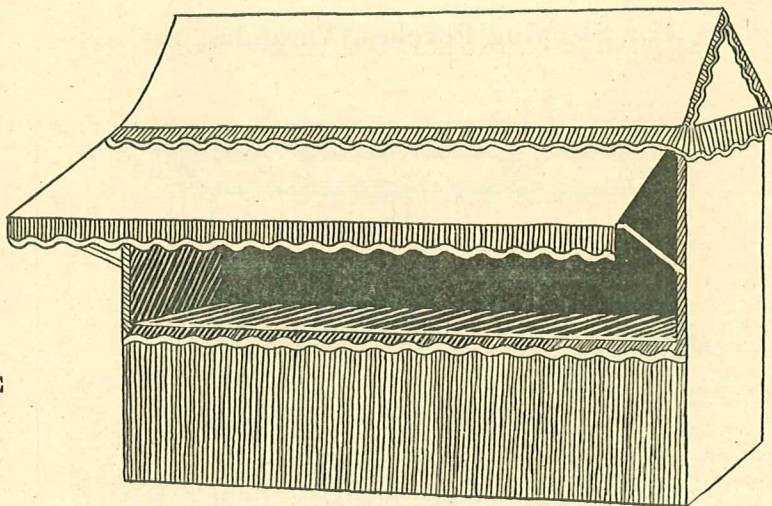
Prices listed on discount sheet just under front cover.

---

*Our New Camping Equipment Will Interest Every Auto Owner*

# Anton Standard Concession Tent

WE  
MAKE  
TENTS  
THAT  
ARE  
DURABLE  
AND  
ATTRACTIVE



ATTRACTIVE  
CONCESSION  
TENTS  
WILL  
BRING  
YOU  
BUSINESS

## PRICE LIST—CONCESSION TENTS

Size	Rise	Price For Tops Only Without Walls	Complete With Walls, Awning & Counter Curtain Walls 7 ft. high	If Walls are wanted higher than 7 feet add the following for every foot higher
6x8	2	\$19.35	\$49.35	\$4.00
6x10	2	23.35	60.85	5.00
7x10	2½	25.16	63.91	5.00
7x12	2½	29.50	70.00	5.66
8x10	3	28.50	68.50	5.35
8x12	3	33.16	78.16	6.00
9x12	3	36.00	84.75	6.50
9x14	3	28.50	91.00	7.00
10x12	3½	43.00	93.00	6.66
10x14	3½	46.00	99.75	7.35
12x14	4	51.75	109.25	7.66
12x16	4	58.00	120.50	8.35

Complete Except Poles

Our Concession Tents are standard and are made to stand the hard wear and abuse that is generally given tents of this kind.

We reinforce all points of strain and make them with double ridge and gable.

Instead of using common brass grommets we use heavy iron rings and sew them in with strong wax thread.

Anton quality tents have proven themselves to be the most satisfactory tents made as we use only first quality, full weight materials and manufacture them in the best manner that highly skilled labor can produce.


If the size you are interested in is not listed, kindly advise and we will quote you by return mail.

THE PRICES LISTED ABOVE ARE SUBJECT TO A DISCOUNT APPEARING ON DISCOUNT SHEET JUST UNDER FRONT COVER.

*Tents and Cots for Rent—One to Car Lots*

THE TOPEKA TENT AND AWNING COMPANY

Anton's "QUICK SERVICE" Concession Tent



PRICE LIST—CONCESSION TENTS

Size	Rise	Price For Tops Only Without Walls	Complete With Walls, Awning & Counter Curtain Walls 7 ft. high	If Walls are wanted higher than 7 feet add the following for every foot higher
6x8	2	\$19.35	\$49.35	\$4.00
6x10	2	23.35	60.85	5.00
7x10	2½	25.16	63.91	5.00
7x12	2½	29.50	70.00	5.66
8x10	3	23.50	68.50	5.35
9x12	3	33.16	78.16	6.00
9x12	3	36.00	84.75	6.50
9x14	3	23.50	91.00	7.00
10x12	3½	43.00	93.00	6.66
10x14	3½	46.00	99.75	7.35
12x14	4	51.75	109.25	7.66
12x16	4	58.00	120.50	8.35

Complete Except Poles

Anton's "Quick Service" Concession Tents are made to fit over frame, with storm guys, but no poles or frame.


This style tent is very popular, and also very attractive.

We make it in all sizes, and in all colors of materials, including stripes, plain colors, and decorating designs.

THE PRICES LISTED ABOVE ARE SUBJECT TO A DISCOUNT APPEARING ON DISCOUNT SHEET JUST UNDER FRONT COVER.

*Camp Equipment Made for Service*

# Anton's "UTILITY" Concession Tent



## PRICE LIST—CONCESSION TENTS

Size	Rise	Price For Tops Only Without Walls	Complete With Walls, Awning & Counter Curtain Walls 7 ft. high	If Walls are wanted higher than 7 feet add the following for every foot higher
6x8	2	\$19.35	\$49.35	\$4.00
6x10	2	23.35	60.85	5.00
7x10	2½	25.16	63.91	5.00
7x12	2½	29.50	70.00	5.66
8x10	3	28.50	68.50	5.35
8x12	3	33.16	78.16	6.00
9x12	3	36.00	84.75	6.50
9x14	3	28.50	91.00	7.00
10x12	3½	43.00	93.00	6.66
10x14	3½	46.00	99.75	7.35
12x14	4	51.75	109.25	7.66
12x16	4	58.00	120.50	8.35

Complete Except Poles

We term this tent the "Utility" Tent because it can be used with all four sides open, or any of them closed, and it is practical for all purposes. It is especially practical for a Cook House.

The prices listed do not include poles as skeleton frames are generally used. If poles are desired, kindly advise and we will furnish them at a reasonable cost.

THE PRICES LISTED ABOVE ARE SUBJECT TO A DISCOUNT APPEARING ON DISCOUNT SHEET JUST UNDER FRONT COVER.

*Cover Your Machinery with Waterproof Covers*



THE TOPEKA TENT AND AWNING COMPANY

## Tents that Stand the Storms

### Oblong Square End Tents


#### Detachable Walls

This style tent is favored by theatrical companies and fair associations, because it utilizes all the space, and also stands the storms.

They are roped in our skilled method with pure unrolled manila rope, and are constructed in such a way as to give the very best service.

Tents of this style are made in sizes from 16x24 up to 40x80.

Give us your specifications and sizes and we will gladly quote you our best prices.



### Oblong Round End Tents



The tent illustrated above is a favorite style for Gospel Meetings, Fair Associations, Etc. They are made in sizes from 31x52 to 50x80. Seating capacity:

31x52—300      40x80—500      50x80—600

Our make tents will give you service. Write for prices on your requirements.

Our factory is equipped to fulfill your requirements on short notice. It is operated and managed by capable, experienced men who are thoroughly familiar with the work in every department.

We guarantee the value for every dollar you spend with us. Every tent hand roped, thoroughly stitched and constructed of the very best materials.

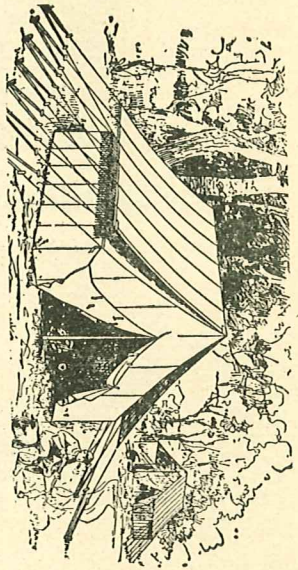
We have a large quantity of slightly used tents on hand and will send you descriptions, sizes, and prices on request.

Send us your inquiries—We are at your service.

THE TOPEKA TENT AND AWNING COMPANY

BLUE LABEL WALL TENTS MADE FOR SERVICE

Our Tents are made with High Pitch so they will turn water Discount Sheet in front of this Catalog.



Full Weight and Full Size. Finest Quality Made. Guaranteed Full Weight of 29 in. Width Highest Standard of Duck.

Regular Wall Tents Complete With Poles, Stakes, Keys and Ropes

[Prices Do Not Include Flies]

Wall Poles with Tents Having 5 Foot Walls or Higher

List Size	Actual Size	Ht. of Center Wall	Single Filling—			Double Filling—			U. S. ARMY—			
			8 oz.	10 oz.	12 oz.	8 oz.	10 oz.	12 oz.	8 oz.	10 oz.	12 oz.	15 oz.
5x7	4-8x6-11	3	16.00	19.10	22.30	17.30	20.60	24.20	20.20	24.00	27.30	23.60
7x7	7x6-11	3	21.30	25.50	29.70	23.00	27.50	32.20	26.90	32.00	36.40	44.80
7x9	7x9-4	3	25.90	31.00	36.10	27.90	33.40	39.10	32.70	38.80	44.20	54.40
8x10	8x10	3	28.20	32.70	39.30	30.40	36.30	42.60	35.60	42.20	48.10	59.20
8x12	8x11-8	3	31.20	37.30	43.50	33.70	40.20	47.20	39.40	46.80	53.30	65.60
10x10	9-4x9-4	7	36.50	43.70	50.90	39.40	47.10	55.20	46.10	54.80	63.40	76.80
10x12	9-4x11-8	7	41.10	49.20	57.30	44.30	53.00	62.10	51.90	61.60	70.50	86.40
12x12	11-8x11-8	8	45.60	54.60	63.60	49.20	58.80	70.00	57.60	68.40	78.00	96.00
12x14	11-8x14	8	51.00	61.10	71.10	55.00	65.70	77.10	64.40	76.40	87.10	107.20
12x16	11-8x16-4	8	56.70	67.80	79.00	62.80	73.00	85.00	73.50	87.20	99.50	122.40
14x14	11-8x18-8	8	62.40	74.70	87.00	69.70	83.30	97.80	81.60	96.90	110.50	136.00
14x16	14x14	9	61.60	73.70	85.90	66.50	79.40	93.20	77.80	92.40	108.30	129.60
14x18	14x16-4	9	68.20	81.90	95.40	75.50	90.20	102.80	88.40	104.90	118.60	147.20
16x16	14x18-8	9	75.30	90.10	105.00	83.70	100.00	117.30	98.00	116.30	132.60	163.20
16x18	16-4x16-4	10 1/2	84.40	101.00	117.70	93.50	111.80	131.10	109.50	130.00	148.20	182.40
16x22	16-4x18-8	10 1/2	92.80	111.10	129.40	102.50	122.50	143.80	120.00	142.50	162.50	200.00
	16-4x22	10 1/2	100.00	119.70	139.40	110.70	132.30	155.30	128.40	153.90	173.50	216.00


FLIES ONE-HALF PRICE OF TENT OF CORRESPONDING SIZE

IF KHAKI COLOR DUCK IS WANTED Add 25% to Price of Corresponding White Tent List is for White Tents Only

Waterproof Stack Covers

# SQUARE DEAL WALL TENTS

Guaranteed  
full weight  
per square yd.



Flies one-half  
Price of tents

Many people have the impression that there is only one quality of cotton duck. We wish to impress upon our customers that there are a number of qualities, the same as there is in other fabrics. We use the best ducks obtainable in making all of our tents.

## SQUARE DEAL WALL TENTS

Complete With Poles, Stakes, Ropes and Keys


	Height Wall	Height Center Pole	8 oz.	10 oz.	12 oz.
7 x 7	2'	6'	\$20.24	\$22.95	\$29.70
7 x 9	2'	6'	24.61	27.90	36.10
9 x 9	2'	6'	29.64	33.57	43.50
9 1/2 x 12	2'	6'	34.68	39.32	50.90
9 1/2 x 14	2'	6'	39.05	44.28	57.30
12 x 12	2 1/2'	7'	43.32	49.04	63.60
12 x 14	2 1/2'	7'	48.45	54.90	71.10
12 x 16	2 1/2'	7'	53.87	61.02	79.00
12 x 18	2 1/2'	7'	59.28	67.23	87.00
14 x 14	3'	8'	58.42	65.43	85.90
14 x 16	3'	8'	64.98	73.71	95.40
14 x 18	3'	8'	71.53	81.09	105.00
14 x 21	3'	8'	78.00	88.47	114.50
14 x 23	3'	8'	84.09	95.04	123.00
16 x 16	4'	9 1/2'	80.18	90.90	117.60
16 x 18	4'	9 1/2'	88.16	99.99	129.40
16 x 21	4'	9 1/2'	95.00	107.72	139.40
16 x 23	4'	9 1/2'	103.25	117.09	151.60
16 x 30	4'	9 1/2'	136.80	153.90	198.00
16 x 35	4'	9 1/2'	152.76	171.90	221.10
18 x 18	4'	10'	98.99	112.23	145.30
18 x 21	4'	10'	106.82	121.23	156.90
18 x 23	4'	10'	116.28	131.85	170.70
18 x 30	4'	10'	152.00	171.00	220.00
18 x 35	4'	10'	169.48	190.71	245.30
18 x 42	4'	10'	194.56	218.88	281.60

For each extra 6 inch height of wall add 5% to list.

If Khaki Duck is wanted add 25% to list.


*We Make Coin Bags and Coin Sacks for Banks*

# THE TOPEKA TENT AND AWNING COMPANY



## MINER'S TENTS

Also used by  
**BOY SCOUTS**



### MINER'S TENTS WITH WALLS

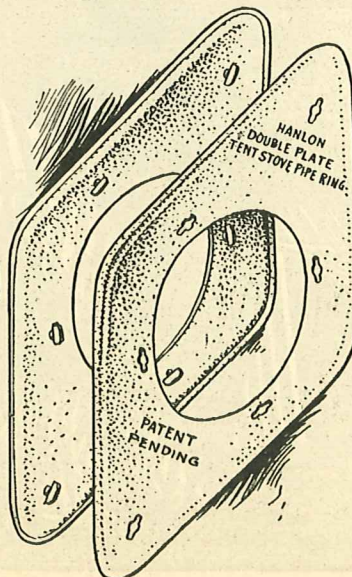
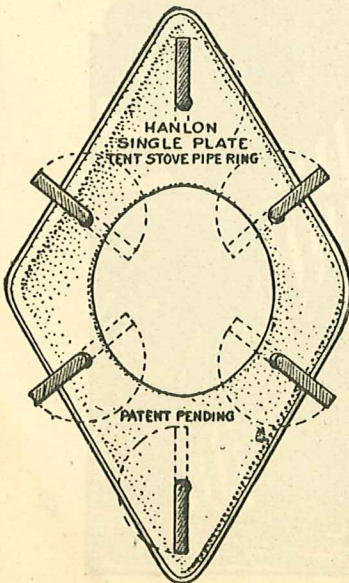
List Size	Actual Size	Ht. of Center	Ht. of Wall	Single Filling			Double Filling			U. S. Army		Allowance 15 oz. for Poles	
				8 oz.	10 oz.	12 oz.	10 oz.	12 oz.	8 oz.	10 oz.	12 oz.		
7x7	7x7..	7	2-6	\$17.28	\$20.88	\$24.48	\$22.68	\$26.62	\$22.08	\$26.40	\$30.24	\$37.08	\$0.20
9x9	9-4x9-4..	8	2-6	24.48	29.58	34.68	32.14	37.74	31.28	37.40	42.84	52.54	.25
12x12	11-8x11-8..	9	3	41.04	49.60	58.14	53.86	63.28	52.44	62.70	71.82	88.06	.50

### MINER'S TENTS WITHOUT WALLS

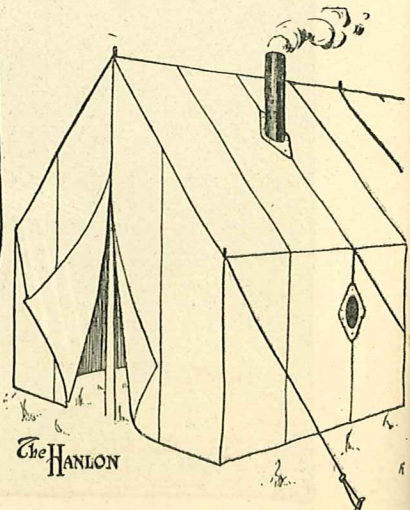
List Size	Actual Size	Ht. of Center	Single Filling			Double Filling			U. S. Army		Allowance 15 oz. for Poles	
			8 oz.	10 oz.	12 oz.	10 oz.	12 oz.	8 oz.	10 oz.	12 oz.		
5x5	4-8x4-8.....	6	\$ 6.84	\$ 8.28	\$ 9.70	\$ 8.96	\$10.54	\$ 8.34	\$10.46	\$11.98	\$14.68	\$0.20
7x7	7x7.....	7	12.30	15.22	17.86	16.54	19.42	16.10	19.26	22.06	27.04	.20
7x9	7x9-4.....	7	15.12	18.28	21.42	19.84	23.32	19.32	23.10	26.46	32.44	.30
9x9	9-4x9-4.....	7	18.00	21.76	25.50	23.62	27.76	23.00	27.50	31.50	38.62	.30
12x12	11-8x11-8.....	8	25.92	31.32	36.72	34.04	39.96	33.12	39.60	45.36	55.62	.50

### DON'T MUTILATE YOUR TENT, USE A HANLON STOVE PIPE RING

Rip the seam and put the ring into place in a jiffy.  
Take out the ring, sew up the rip and the tent is as good as new.




Single plate rings.....50 cents each  
Double plate rings.....\$1.00 each



Auto Tents Listed with Camp Equipment

THE TOPEKA TENT AND AWNING COMPANY

## The "ANTON" Canvas House Tent



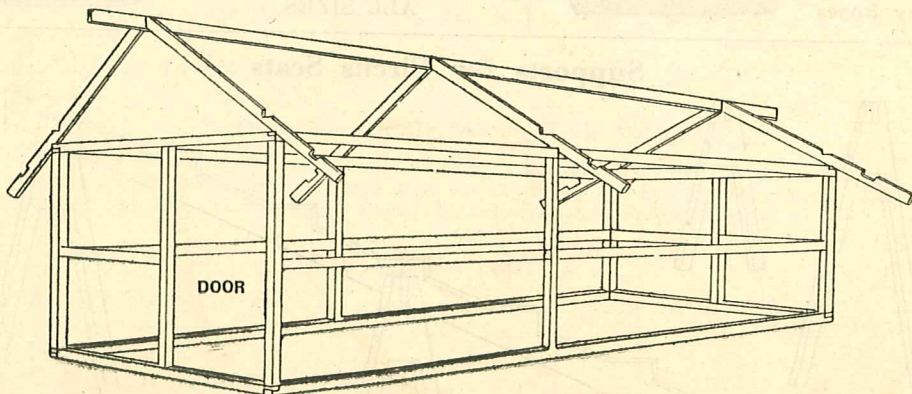
The Anton Canvas House Tent is made bug and insect proof. It has strong doors, and bobbinett cord screens on windows, with heavy storm flaps that are operated from the inside by means of a cord device which permits storm flap to be raised or lowered or closed tight, while operating from the inside.

We furnish these tents either with poles and guy ropes or with portable frames which are made of heavy lumber reinforced, thoroughly braced and strongly anchored.

They are made with a steep pitch so that the water will drain off and prevent leaking.

We make all sizes, but the standard sizes are: 9 ft. x 9 ft., 12 ft. x 12 ft., 14 ft. x 14 ft., 16 ft. x 16 ft., 14 ft. x 24 ft., and 20 ft. x 34 ft.

Special sizes to order. Write for prices on the sizes you are interested in.




WE BUILD CANVAS COTTAGES WITH PORTABLE FRAMES  
(Like Illustration Above)

In sizes from 10 ft. x 10 ft. to 14 ft. x 28 ft.

Write for Prices

*Try Our Famous Horse and Cow Covers*

# THE TOPEKA TENT AND AWNING COMPANY



## DOLL HOODS

We make all styles and sizes with side wings, ball returns and counter curtains.

The illustration shows the most popular style, made in any color, designed in plain, fancy, combination stripes or plain colored with art decorations. Furnished with or without poles or frames unless otherwise specified.

Write for prices.

## Awning and Tent Poles and Stakes

### Upright Tent Poles

Finished with galvanized iron band and half inch iron pin.  
All lengths.



### Tent Ridge Poles


Finished with  $\frac{5}{8}$  holes and bands of galvanized iron. Holes 2 inches from end unless otherwise specified.

All Lengths



### Half Round Awning and Curtain Poles

Always used spliced together to make full round to keep from warping. Used for top roller, for roller awnings and bottom roller for curtains.



### Awning Poles

Used as front poles for rope pull-up and gear roller awnings.

All Lengths



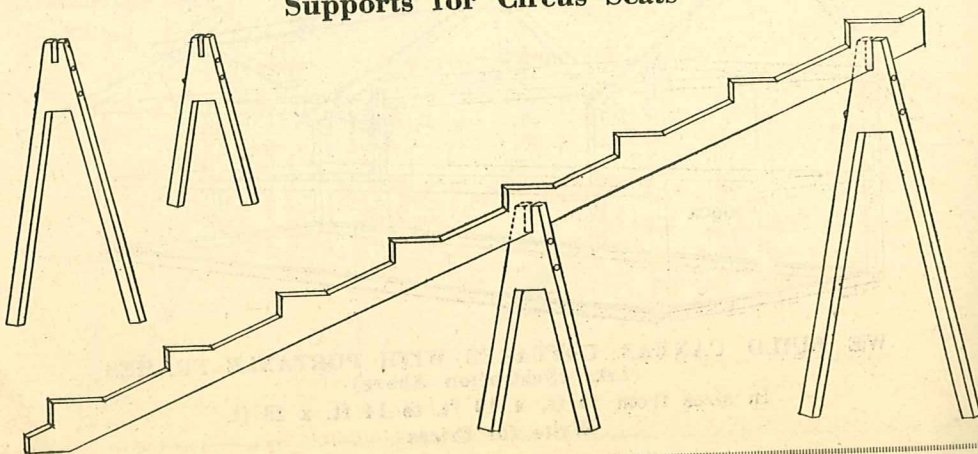
Slides or Keys for Guy Ropes



Stakes  
ALL SIZES



### Supports for Circus Seats



Camp Furniture—Luggage Carriers

THE TOPEKA TENT AND AWNING COMPANY

*Preservo*  
Trade Mark Registered

# Cotton Duck Water Proofing

Waterproofs and Preserves Tents, Covers, Paulins.

EASILY  
APPLIED  
—  
WILL NOT  
HARDEN OR ROT  
THE  
FIBRE



IS NOT  
GREASY  
OR  
OILY

## How to use Preservo

Preservo is a compound that makes any canvas water-proof, mildew-proof. Preservo-treated canvas won't rot. It can't! There's nothing to harden or stiffen the canvas—it leaves it *pliable, soft and odorless*.

To apply Preservo—have the fabric DRY. Preservo must be thoroughly mixed and kept stirred while being used.

In cold weather, if Preservo is too thick or dries too slowly, it may be thinned with a little turmoline or naphtha.

### General Directions

Preservo may be applied direct from a bucket, with an ordinary whitewash or paint brush, or it may be sprinkled upon the canvas from a watering can, but in either case the Preservo must be well rubbed into the fabric.

One gallon is sufficient for 100 square feet of 10 or 12 ounce canvas.

### Must Be Thoroughly Stirred While Using

Where several pieces are to be treated, it is desirable to spread them flat, full size, one on top of the other, so that any surplus running through may be taken up by the canvas beneath, and not be wasted. As soon as one piece is treated, it should be removed and allowed to dry.

### Transparent Color

¼ gal. cans, per can.....	\$ .80
½ gal. cans, per can.....	1.15
1 gal. cans, per can.....	1.75
5 gal. cans, per can.....	7.00
30 gal. wood half barrels.....	39.90
50 gal. wood barrels.....	62.50
55 gal. steel drums.....	67.75

One gallon of PRESERVO waterproofs 100 square feet of canvas

*If It's Made of Canvas—We Make It*

# Canvas Covers

Guaranteed full weight per square yard

## For Stacks, Machinery, Tractors, Automobiles, Etc.

Canvas protection for your implements and crops is the cheapest insurance obtainable. Canvas covers always come in handy. They can be used in many different ways.

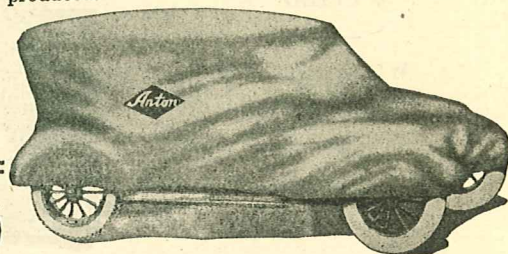

Discount from following list.

Dealers who are selling tractors, trucks, or implements will find our covers ready sellers.

Hardware dealers in agricultural communities have ready sales for covers of this kind and will find our covers the best in quality and workmanship.

We use only the finest grades of ducks, double sew the covers, reinforce all corners and at intervals from three to four feet all around the canvas, we sew in iron rings for tie ropes.

The Anton quality covers are the best that can be produced.




Size	8 oz.	10 oz.	12 oz.
5½ x 9	\$ 5.82	\$ 6.62	\$ 7.36
7 x 12	9.14	10.40	11.56
7 x 15	11.40	13.00	14.44
10 x 10	10.01	11.40	12.67
10 x 12	12.01	13.68	15.20
10 x 13	13.02	14.82	16.47
10 x 14	13.99	15.97	17.74
10 x 15	15.01	17.10	19.00
10 x 16	16.15	18.39	20.43
10 x 17	17.29	19.67	21.85
10 x 18	18.27	20.81	23.12
11 x 13	14.63	16.68	18.53
11 x 14	15.85	17.96	19.95
11 x 15	16.91	19.24	21.38
11 x 16	18.01	20.52	22.80
12 x 14	17.77	20.24	22.49
12 x 16	20.26	22.99	25.65
12 x 18	22.76	25.94	28.82
12 x 20	25.26	28.79	31.99
14 x 16	24.19	27.58	30.64
14 x 18	27.17	31.07	34.52
14 x 20	30.27	34.49	38.32
14 x 22	30.76	36.13	40.14
14 x 24	35.27	40.19	44.65
16 x 16	29.02	32.21	35.79
16 x 18	30.27	34.49	38.32
16 x 20	32.77	37.34	41.49
16 x 22	36.27	41.33	45.92
16 x 24	40.53	46.26	51.39
16 x 26	44.28	50.47	56.05
16 x 28	48.28	55.00	61.12
16 x 30	50.38	57.50	63.39
18 x 20	38.67	44.04	48.93
18 x 22	41.04	46.46	51.62
18 x 24	45.41	51.73	57.48
18 x 26	49.92	56.86	63.18
18 x 28	54.43	61.99	68.88
18 x 30	56.66	64.56	71.73
18 x 32	61.18	69.99	77.43
18 x 36	67.93	77.38	85.98
18 x 40	76.67	87.64	97.38
20 x 24	50.28	57.29	63.65
20 x 30	63.15	71.61	79.57
20 x 36	75.42	85.93	95.48
20 x 40	85.56	97.47	108.30
24 x 30	75.43	85.93	95.48
24 x 36	91.12	103.18	114.64
24 x 40	102.43	116.71	129.68
24 x 50	126.45	141.37	157.08

TENTS AND COTS FOR RENT  
Any Quantity, from One to Car Load Lots

*Our Reputation has been Built on Quality and Service*



# Automobile Covers



The automobile covers illustrated on this page show the exact size cover that is required for the different makes and models of cars.



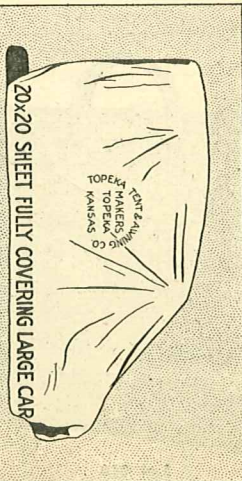

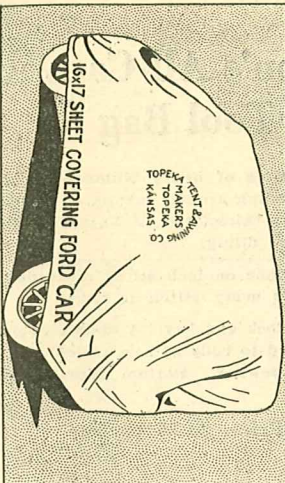
(Use list on page 56, less discount furnished)

We make them of very best quality materials, as listed on page 54.

If the cover is to be used in the outdoors, we suggest having it waterproofed with our guaranteed waterproofing.

They are all double sewed, with reinforcement patches in the corners, and at intervals between with iron rings sewed in for the ropes.

**MERCHANTS:** We would suggest carrying a complete run of sizes in plain and waterproof covers. You will find a ready sale, and will make friends by selling our quality products.



We Cover the Entire Country

WE MAKE THE BEST AT REASONABLE PRICES

## THE TOPEKA TENT AND AWNING COMPANY



Lot 225  
18 inches x 15½ inches x 5½ inches

### Mason's All Canvas Tool Bag

Made of one-piece of heavy Number 6 (24 ounce) white duck, extending around bottom, viz: a one piece bag. Bottom, two thicknesses of Number 6 duck with heavy straw board filling.

All sewing is done on lock stitch machines so they cannot rip unless every stitch is cut.

Every bag has lock and key. A double twelve gauge steel frame riveted to body of bag, which will outwear any manner of sewing. Bottom supplied with five steel studs.

Price, \$4.25 each.

### Mechanic's or Lineman's Leather Trimmed Canvas Tool Bag

Made of one-piece No. 6 (24-ounce) white duck, reinforced or trimmed 3½ inches from bottom, with heavy bag leather. Bottom extra heavy leather, binder board and duck, stitched all around and supplied with heavy STEEL studs. Leather on sides and bottom of ONE-PIECE instead of three or five pieces sewed together as used on all other makes of bags. This one-piece arrangement avoids any possibility of sewing ripping or rotting, and also practically makes the bottom and sides waterproof, more than doubling the life of the bag. DOUBLE 12 GAUGE STEEL FRAME RIVETED TO BODY OF BAG. All sewing LOCK STITCH.

Price, \$7.50 each.



Lot 250  
20 inches x 15½ inches x 5½ inches



Lot 240  
18 inches x 15½ inches x 5½ inches

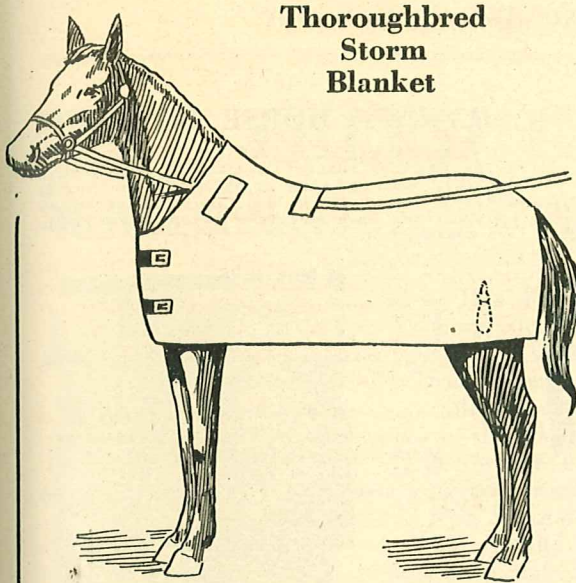
### Mechanic's or Lineman's Leather Trimmed Canvas Tool Bag

#### WITH REINFORCING STRAPS


One-piece No. 6 brown duck. SHOE LEATHER TRIM, 3½ inches leather, one-piece sides and bottom. Leather welt, steel studs, LOCK STITCH SEWING. Riveted frame of steel. Harness leather handles and straps passing clear around bag.

Price, \$8.50 each.

*Automobile Tents and Camping Equipment*



**Thoroughbred  
Storm  
Blanket**



**Rex Horse  
Blanket**

**Thoroughbred Storm Blankets**

The Thoroughbred Storm Blanket, unlined, for use with harness. Has two straps on front and straps on sides to fasten to tugs, leather for names, and rein holes in the back, gore pieces set in to fit the neck. Can be used on either single or double harness.

No. 060—10 oz. Duck—58x78.....	\$5.52
No. 061—10 oz. Duck—64x78.....	6.42
No. 062—10 oz. Duck—63x84.....	6.72
No. 60—12 oz. Duck—58x78.....	6.48
No. 61—12 oz. Duck—64x78.....	6.84
No. 62—12 oz. Duck—68x84.....	7.20
No. 63—10 oz. U. S. Army—64x78.....	8.88
No. 64—No. 10 Sail Duck—64x78.....	7.60
No. 65—No. 10 Sail Duck—64x84.....	8.00
No. 66—No. 8 Sail Duck—64x78.....	8.00
No. 67—No. 8 Sail Duck—64x84.....	8.40
No. 68—No. 8 Sail Duck—68x78.....	7.60
No. 69—No. 8 Sail Duck—68x84.....	8.60
No. 70—No. 8 Sail Duck—72x84.....	9.00
No. 70½—No. 8 Sail Duck—80x84.....	11.50
No. 71—No. 6 Sail Duck—64x78.....	8.40
No. 72—No. 6 Sail Duck—68x78.....	8.40
No. 73—No. 6 Sail Duck—68x84.....	9.60
No. 74—No. 6 Sail Duck—72x84.....	10.60
No. 103—10 oz. Army Khaki—68x80....	7.00
No. 104—10 oz. Army Khaki—80x84....	12.60

**Rex Horse Blankets**

The REX is a very popular blanket and is covered with high quality duck, and has wood or kersey lining. It has two breast straps, two neck straps and two belly straps with webbing sursingles. It is the most popular high neck blanket made. Order a stock, they are sure sellers.

72 in. x 72 in.

8 oz. . . . .	\$7.00
10 oz. . . . .	8.00
12 oz. . . . .	9.25

76 in. x 80 in.

8 oz. . . . .	\$8.00
10 oz. . . . .	8.00
12 oz. . . . .	10.25

80 in. x 84 in.

8 oz. . . . .	\$8.75
10 oz. . . . .	9.75
12 oz. . . . .	11.25

**Voting Booths**

We make the strongest, most serviceable voting booths on the market.

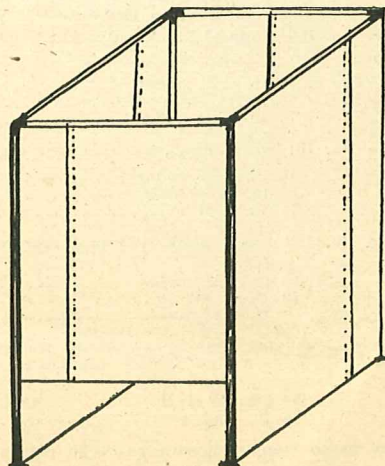
The frames are made of 3/4 galvanized pipe and can be quickly set up or taken down, by merely unscrewing the pipe braces from the corner elbows.

They are the standard size, being 6 feet 9 inches high, and 4 feet square.

The covers are attached to the frames by means of galvanized iron hooks all around top.


Frames: Price each, \$7.00.

Covers: Price each, 7 ounce duck, \$7.50; heavy drill, \$6.50.



# THE TOPEKA TENT AND AWNING COMPANY

## SHAWNEE HORSE BLANKET



Shawnee

The Shawnee Blanket is made of best quality duck with wool or kersey lining, has two surcingles and two breast straps, also reinforcement straps running from back surcingle to top breast strap. We guarantee it.

72 in. x 72 in.

8 oz. . . . .	\$6.00
10 oz. . . . .	6.50
12 oz. . . . .	7.25

For colored covers, olive drab, brown, or khaki, add 50c net per blanket.

76 in. x 80 in.

8 oz. . . . .	\$6.50
10 oz. . . . .	7.50
12 oz. . . . .	8.25

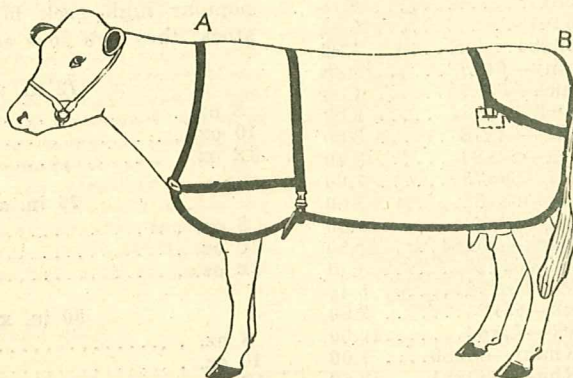
For olive drab, khaki or brown, add 50c net per cover.

80 in. x 84 in.

8 oz. . . . .	\$7.50
10 oz. . . . .	8.50
12 oz. . . . .	9.50

Measures are extreme length from breast buckle to back end and over measure.

## "STICKFAST" COW COVERS



"Stickfast" Cow Covers are all that the name applies, THEY STAY ON. Webbing straps are so adjusted as to keep the covers close to the animal. We make them of different materials, as priced below.

Style No. 100 made of 12 oz. satin finish burlap, used for yards, stables, and shipping use also for fairs and exhibitions.

48 in. and under . . . . .	\$4.10
50 in. to 68 in. . . . .	4.80
70 in. and over . . . . .	6.22

Style No. 101 white duck, an excellent blanket for exhibition purposes.

48 in. and under . . . . .	\$4.56
50 in. to 68 in. . . . .	6.00
70 in. and over . . . . .	7.64

Style No. 102 khaki duck, the most servicable blanket made, can be used for all purposes and is not easily soiled.

48 in. and under . . . . .	\$4.72
50 in. to 68 in. . . . .	6.10
70 in. and over . . . . .	6.60

During freshening time a cow needs protection from cold and draughts. Before sales a lined blanket will make the hair have a clean glossy appearance and will make the hair have a clean glossy appearance and will

48 in. and under . . . . .	\$2.10
50 in. to 68 in. . . . .	2.45
70 in. and over . . . . .	3.35

Your name stencilled with paint 3c per letter.

# OILED CLOTHING

## Reflex Slickers



Copyright, 1919, by A. J. Tower Co.

Our *Reflex Edges* when coat is buttoned, prevent all water from running in the front by conducting it to the bottom, so that sitting, walking, or driving in the hardest storm the wearer is kept absolutely dry.

Our inside storm-lap, shown in the design bearing small trade mark, extends below the knees, and is out of sight when coat is buttoned.

### FISH BRAND REFLEX SLICKER

Our Fish Brand Reflex Slicker is the best all-round wet-weather garment on the market.

Double throughout. Fitted with patented Inside Storm-lap and Reflex Edges; two "Staydfast" pockets, patented, that will not rip; collar cloth lined with throat-piece.

No. 121, Yellow.  
No. B121, Black.

Size	0	1	2	3
Chest	44"	42"	40"	38"
Length	56"	54"	52"	52"

## Fish Brand Medium Coat

This Fish Brand Medium Coat has special features which make the coat appeal especially to railroad men. It is cut so that it extends just below the knees, thus giving freedom of the legs. Made double throughout; fitted with long outside storm-lap, high corduroy-lined collar with throat-piece, "Staydfast" pocket, and has brass clasps instead of buttons.

Made in Black only—  
No. B411.

Size	0	1	2	3
Length	44"	44"	44"	44"
Chest	44"	42"	40"	38"



Copyright, 1919, by A. J. Tower Co.

## Fish Brand Boys' Coat and Hat

Our Boys' Middy Hat, shown on figure, is made in yellow and black.

No. 10, Yellow  
No. B10, Black

Sizes 6½ and 6¾

Our Fish Brand No. 2362 Coat is the best-selling waterproof coat for boys on the market. It is very durable, light weight, and neat in appearance. Lined over the shoulders, and fitted with two outside pockets and velvet collar.



Copyright 1917-A.J.Tower-Co.

No. 2362, Yellow

Age	16	14	12	10
Length	46"	44"	41"	38"

No. B2362, Black

Age	8	6	4
Length	35"	33"	30"

# THE TOPEKA TENT AND AWNING COMPANY

## Suits



Copyright, 1917, by A. J. Tower Co.

## Fish Brand Suit

Our Fish Brand Suit, composed of Jacket and Overalls or String Pants, is used extensively by farmers, teamsters and fishermen.

### Fish Brand Jackets

No. 601, Yellow.  
No. B601, Black

Size	0	1	2	3
Chest	44"	42"	40"	38"
Length	31"	30½"	30"	30"

### Fish Brand Overalls

No. 801, Yellow  
No. B801, Black

Size	0	1	2	3
Waist	48"	46"	44"	42"
Leg	30"	30"	29"	29"



© A. J. Tower Co.

## Protector



© A. J. Tower Co.

### OUR FISH BRAND PROTECTOR HAT

made in black or olive khaki, is a popular style for sporting uses, but an all-round wet-weather hat. Finely finished and so soft it may be folded and carried in the pocket when not in use.

No. B6, Black.  
No. O.K.6.  
Olive Khaki.

Sizes 6¾, 7,  
7¼, 7½



© A. J. Tower Co.

### Fish Brand String Pants

No. 901, Yellow  
No. B901, Black

Size	0	1	2	3
Waist	48"	46"	44"	42"
Leg	30"	29"	28"	27"

### THE FISH BRAND HEADLIGHT HAT



© A. J. Tower Co.

made in black or yellow, is a good all-round hat for miners. Fitted with heavy leather piece for lamp.

No. 12, Yellow.  
No. B12, Black.

Sizes 6¾, 7,  
7¼, 7½


### Fish Brand Duck Apron

Our Fish Brand Duck Apron is single but made of a heavy material and reinforced with a large outside patch where most of the wear comes. Both apron and reinforcement are waterproofed. Used by butchers, dairymen, tanners, and men of a similar occupation.

No. 4149, Yellow  
No. B4149, Black  
Size 50"x40"



## Tarp



© A. J. Tower Co.

### THE TARP HAT

made in black and yellow.

No. 11, Yellow  
No. B11, Black

### Fish Brand Drill Apron

The Fish Brand Drill Apron is made like our Duck Apron, but lighter in weight.

No. 4138, Yellow  
No. B4138, Black  
Size 50"x37"

## Teamsters Aprons



Teamster's Aprons save the clothing of your yard men and wagon men and are used very extensively in lumbering camps and by other laboring men.

These aprons are made for hard usage and will stand the wear and tear of all classes of laboring men. They are reinforced with rivets at all points of strain. Canvas straps snap around the legs at the bottom and at the knees.

12-ounce D. F. Khaki..\$1.50 ea.  
12-ounce White Duck..\$1.35 ea.

## House Aprons




**WATER PROOFED**

**33 in. long  
Olive Drab**

Pocket across bottom which prevents water from running off aprons. Useful for domestic duties such as washing dishes, laundering, preserving, etc. Lot OK-4122. Price 65c each.

## Boy Scout Tent



**BOY SCOUT TENT** made in two sections that button together along the ridge can be used with either rope ridge or pole ridge. Poles are spliced. When the tent is being used by two persons one pole and one-half of the tent can be carried by each person.

Just the thing for Boy Scout Hikes.

Size 5 ft. 8 in. long by 3 ft. 6 in. wide by 3 ft. 9 in. high Made of waterproof olive drab shelter duck. Weight only 9½ lbs. Price \$8.50.

## Waterproof Aprons

for  
**Car Washers  
Packers  
Canners and  
Dairymen**

Common Barvels



Made double throughout of heavy oiled duck, either in black or yellow; is light weight and absolutely waterproof.

Size, 45 in. by 33 in.

Lot No. 4101  
Yellow, \$1.50 each  
Lot No. B4101  
Black, \$1.50 each

Copyright, 1919, by A. J. Tower Co.

## Machinists Aprons




Size 29 inches x 43 inches, made with three Bellis pockets, strong canvas strings and reinforced at all points of strain.

Lot No. 380—8 oz....90c each  
Lot No. 385—10 oz..\$1.00 each  
Lot No. 390—12 oz..\$1.10 each

## Battery and Wash Aprons

Acid Proof




Made of extra heavy treated rubber.

Lot No. 5

**\$1.90**

each

# THE TOPEKA TENT AND AWNING COMPANY



## Garden Umbrellas and Tables

Lot No. 3—Umbrella, yale blue and white stripes, 8 ft. spread, \$39.50.

Lot No. 6—Umbrella, yellow duck—green trimmings, 8 ft., \$39.50.

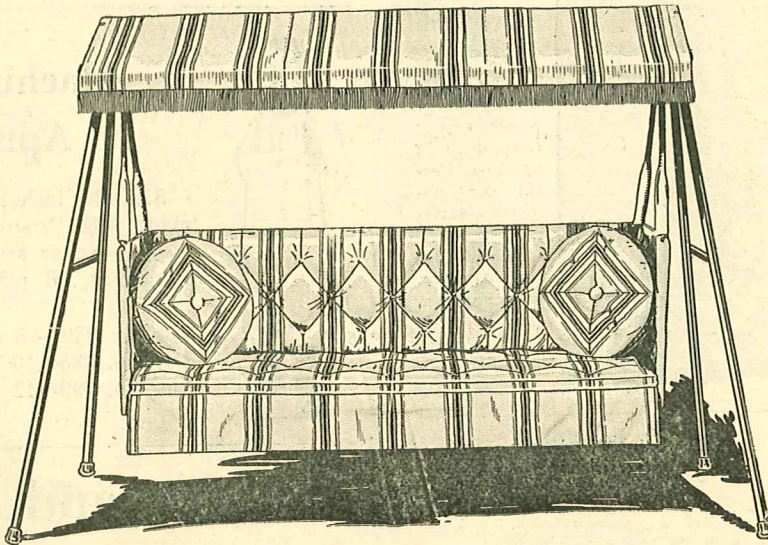
Lot No. 6—Umbrella, vertical stripe, 8 ft. spread, \$39.50.

Lot No. 31—Metal Table, 36 in.—green, \$20.00.

Lot No. 34—Metal Chairs, green, \$10.00.

We make garden umbrellas in any colors to match awnings.

## COUCH HAMMOCKS



Style No. 4

No. 4—Upholstered reclining back, one piece mattress, furnished in all patterns of painted stripes standard 6 ft. length hammock only.....	List Price—\$59.50
No. 22—Sunshade to match.....	List Price—\$16.75
No. 16—Stand.....	List Price—\$12.00
No. 66—Adjustable Head Rests, (should be ordered when hammock is ordered).....	List Price—\$ 2.00
Padded Arm Rests.....	List Price—\$ 3.20
No. 222—Pillows.....	List Price—\$ 6.00
Total for Hammock complete.....	List Price—\$99.45

We can make Hammocks to match your awnings and porch shades. This requires about two weeks time to fill your order.

Discount off list.

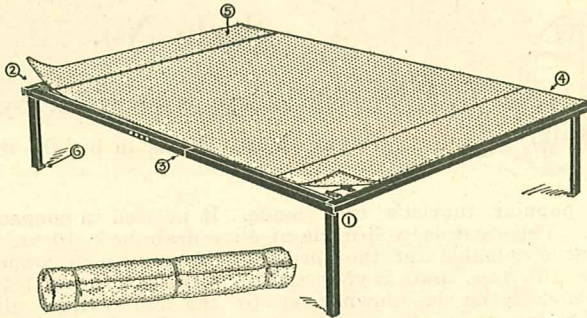




# AUTO-CAMP BED

## Important Features Embodied in the "Rex" Auto-Camp Bed

- (1) Legs strong and rigid without using Brace Rods.
- (2) Strong Hellicle Steel Springs.



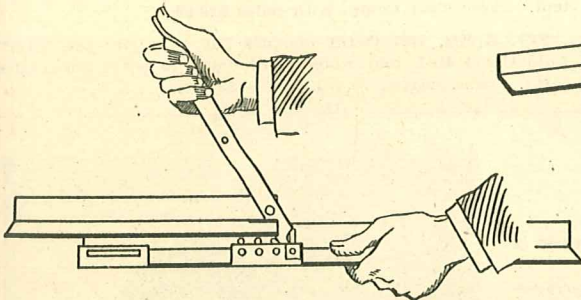
Accommodates two adults comfortably

**\$18.00**

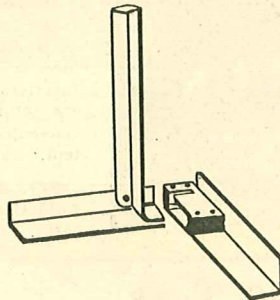
## Important Features Embodied in the "Rex" Auto-Camp Bed

- (3) Lever to keep Canvas stretched taut.
- (4) Pocket to insure Bedding from slipping.
- (5) Pocket for Pillows.

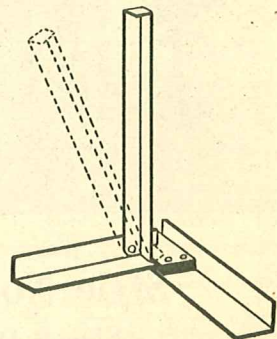
The "Rex" Auto Camp Bed is the most desirable, and the easiest to sell of any camp bed made, because it has all of the important features embodied in its construction to make it comfortable, strong, and light weight. It can be used in any tent, and makes a very convenient folding bed to use in the house or on the sleeping porch. When camping on a "Rex" Auto Camp Bed, you will rest as comfortable as if you slept in your bed at home or in the best hotel. The "Rex" is built with sagless springs at both the head and foot, connected in the center with Olive Drab duck, reinforced every 3 in. apart. Tourists who sleep on a "Rex" after a hard days traveling will find the bed "the most luxurious road to slumberland."



Detail showing Lever Adjustment on Side Rails. Keeps canvas stretched taut. Angle iron and guiding bands prevent rail from twisting out of line.



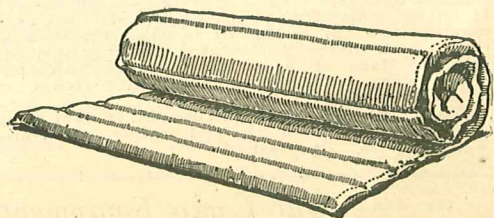
Detail showing ing lip on top of legs slipping into slot on end rails.



Detail showing leg folding into side rails after slipping out of slot on end rail.

## MATTRESS FOR "REX" AUTO CAMP BED

Price \$5.50




THE TOPEKA TENT AND AWNING COMPANY

# POPULAR TENTS

Made Especially

For Our "REX" Auto-Camp Bed




Style No. 70 Tent

Size 6 ft. 6 in. by 8 ft.

Weight 15 lbs. Folds in bundle 8 in. x 8 in. x 48 in.

Here is the most popular tourist's tent made. It is used in connection with our famous "Rex" Auto Camp Bed. This tent is well-made of olive drab duck, 10 oz. D. F. top, 8 oz. walls, which is the finest duck obtainable for the purpose. It sets up in connection with the car by throwing the flap over the top, and guying down on the opposite sides or using tie ropes to fasten it to the bows, leaving the flap down next to the car, which eliminates all possible draft creeping in under the car. It can be set up in five minutes. Every outfit carries our unlimited guarantee of satisfaction. Price Tent only \$19.00.

STYLE NO. 70R. Outfit includes Style No. 70 Tent and "Rex" Auto Bed Comp., with artificial leather water-proof cover. Weight 65 lbs. Price, Comp. \$37.00.



Style No. 80 Tent

Size 6 ft. 6 in. by 8 ft.

Weight 21 lbs. Folds in bundle 9 in. x 9 in. x 48 in.

Style No. 80 Tent is exactly the same as Style No. 70, with the exception that we furnish jointed poles so that the tent can be set up independent of the car. This style tent is recommended for tourists who expect to spend several days a week at a time at different points, and use the tent for living purposes when automobile is in use. The poles are jointed in lengths of 4 ft. or less, which makes them convenient to carry by rolling them on the inside of the tent. Price Tent Comp. with poles \$20.00.

STYLE NO. 80R Outfit includes No. 80 Tent—one "Rex" Auto Camp Bed, and water-proof cover to cover the entire outfit. Total weight 70 lbs. Price \$38.00.

Style No. 90 Tent

Size 8 ft. by 8 ft.

Weight 28 lbs. Folds in bundle 6 in diameter x 4 ft. length.

CAMPERS AND TOURISTS HOME is a good description for this tent. It is practically a portable house tent, can be set up or taken down in five minutes with very little effort. It has one jointed pole in the center and two jointed poles to support awning. The eave is supported by a collapsible light iron frame. Has windows on two sides, made of strong bobbinetting, with covers that can be raised or lowered from the inside. It is finished with a heavy sod cloth which makes it absolutely proof against snakes and insects. Made of finest quality olive drab, water-proof shelter duck; furnished complete with stakes, ropes and poles. Price \$32.00.

STYLE NO. 90R Outfit includes No. 90 Tent complete, one "Rex" Auto Bed and artificial leather, water-proof cover. Weight 75 lbs. Price \$50.00.



*Our Camp Equipment will Make You Comfortable*

THE  
**"KAMPER"**

**AUTOMOBILE TENT**  
 The Tent of Many Uses

This style tent is without a doubt the best, most complete and most popular tent made. It is unequalled for service and durability either for a long auto trip or for permanent use as a living tent.

It is constructed so that you can use one part of it for a sleeping compartment and the other for automobile shelter. It is furnished with 4 jointed poles so that it is easily carried. The illustrations show some of the practical ways the tent can be used.

They are strongly constructed, made of the finest ducks obtainable.

Each tent has three windows which have a bobbinette screen and can be raised or lowered from the inside.

They are easily carried and pack into a small bundle. Can be carried either on the running board or in tonneau of the car without inconveniencing the occupants.


They can be erected in 10 minutes and can be taken down and ready to load in the same amount of time.

We recommend these tents beyond all others for tourists and campers.


- No. 18—7x12-6, 14 oz. D. F. white top, balance 10 oz. S. F. duck. Price \$32.50.
- No. 20—7x14-6, 14 oz. D. F. white top, balance 10 oz. duck. Price \$35.00.
- No. 28—Size and style same as No. 18, with a 12 oz. duck floor sewed in. Price \$36.50.
- No. 30—Size and style same as No. 20, with a 12 oz. duck floor sewed in. Price \$38.50.
- No. 21—7x12-6, 14 oz. D. F. khaki top, balance 10 oz. D. F. khaki. Price \$38.00.
- No. 22—7x14-6, 14 oz. D. F. khaki top, balance 10 oz. D. F. khaki. Price \$39.50.
- No. 31—Size and style same as No. 21, with a 12 oz. duck floor sewed in. Price \$42.00.
- No. 32—Size and style same as No. 22, with a 12 oz. duck floor sewed in. Price \$45.00.
- No. 19—7x12-6, 9 ounce waterproof shelter duck throughout. Price \$33.50.
- No. 23—7x14-6, 9 ounce waterproof, olive drab shelter duck throughout. Price \$36.00.
- No. 29—Size and style same as No. 19, with 12 oz. duck floor sewed in. Price \$37.50.
- No. 33—Size and style same as No. 23, with 12 oz. duck floor sewed in. Price \$39.50.

Side wings for awning to cover hood of car for any of above tents add 15% to price list above.

Material used in making "Kamper" Tents are finest quality and guaranteed full weight per square yard.



The above cut shows "Kamper" Tent with awning raised. Kamper Tents furnished complete with jointed poles, stakes and guy rope.



Above cut shows "Kamper" Tent used as House Tent  
 When ordering be sure and specify if side wings for hood attachment are wanted.



Above cut shows "Kamper" Tent with hood attachment. Cover entire car and has sleeping room on side.  
 Side wings for hood attachment add 15% to price of tents quoted.

Tents No. 25-30-31-32-29-33 have floors, sewed sleeping compartment and flaps which runs up to running board of car.

## THE TOPEKA TENT AND AWNING COMPANY




Illustration shows tent used without poles and flap over top of car.

# THE "TOURIST" Automobile Tent

ONE of our most popular automobile tents which has many valuable features combined to make the tent practical for a great many purposes.


THIS style tent can be used in connection with an automobile or independently. The flap that goes over the car and closes up the opposite side (if the curtains are not on the car) will drop to the ground and close up the tent when it is used independently from the car. We furnish the tent with two long and two short collapsible poles. If you should want to eliminate the poles on an auto trip the tent is made so that the ropes can be tied to a tree on either side and keep the tent stretched as tight as if poles were used.

WHEN the tent is used in connection with a car the flap is laid over the top and the guy ropes are tied down to the hubs on the opposite side. This gives the occupants free access to luggage carried in the tonneau or on the running board of the car. It also gives free use of the running board to be used as seats in the tent.

WE use only full weight ducks and make the tent in the best manner that skilled workmen can produce. The outfits complete weigh only from 25 to 35 pounds according to the size and material of the tent.

Materials used are guaranteed full weight per square yard.

9 oz. olive drab waterproof tourist tents are very light and are very popular.




The "Tourist" Auto Tent can be used with curtain dropped, as illustrated

- No. 5—7x7, top 14 ounce D. F. white duck balance 10 ounce S. F. duck. Price \$19.00.
- No. 6—7x9, top 14 ounce D. F. white duck, balance 10 ounce S. F. duck. Price \$21.00.
- No. 25—7x7, top 14 ounce D. F. khaki, balance 10 ounce D. F. khaki. Price \$22.50.
- No. 26—7x9, top 14 ounce D. F. khaki, balance 10 ounce D. F. khaki. Price \$26.00.
- No. 15—Size and style same as No. 5 with a 12 ounce duck floor sewed in. Price \$22.50.
- No. 16—Size and style same as No. 6 with a 12 ounce duck floor sewed in. Price \$25.50.
- No. 35—Size and style same as No. 25 with a 12 ounce duck floor sewed in. Price \$27.50.
- No. 36—Size and style same as No. 26 with a 12 ounce duck floor sewed in. Price \$32.00.
- No. 7—7x7, 9 ounce olive drab waterproof shelter duck. Price \$20.00.
- No. 14—7x9, 9 ounce olive drab waterproof shelter duck. Price \$22.00.
- No. 17—Size and style same as No. 7 with a 12 ounce duck floor sewed in. Price \$23.00.
- No. 24—Size and style same as No. 14 with a 12 ounce duck floor sewed in. Price \$26.50.

NOTICE—Nos. 15, 16, 17 and 24 automobile tents; the floor canvas reaches up to the running board of the automobile, shutting out any possible draft creeping in from under the machine.

Visit Topeka's Free Camp Grounds

## THE TOPEKA TENT AND AWNING COMPANY



# “TRAVELER” AUTOMOBILE TENT

“The Traveler” Auto Tent is one of the most roomy tents made. The walls in the rear are high, making standing room in any part of the tent. The center is 8 ft. high, and the rear is 6 ft.

The top is very steep so that it makes it impossible for any water to remain on the top of the tent. You will be thoroughly protected from the most severe storms.

We furnish these tents with small round jointed poles which are carried in a canvas bag. The awning in front is extra large and can be used for this purpose or for covering over the car, like shown in illustration.

A bobbinett window is placed in the back with a flap which will raise or lower from the inside. This affords ventilation and plenty of light.

“The Traveler” Auto Tent will accommodate two “Rex” Auto Camp Beds.

Guaranteed full weight 36 in. duck.

No. 40—8½x10, 14 ounce D. F. white top, 10 oz. white walls. Weight 30 lbs. Price \$32.50.

No. 41—8x13, 14 ounce D. F. white top, 10 ounce white walls. Weight 39 lbs. Price \$35.00.

No. 50—Same style as No. 40 but with 12 oz. duck floor sewed in. Weight 36 lbs. Price \$38.00.

No. 51—Same style as No. 41 but with 12 oz. duck floor sewed in. Weight 47 lbs. Price \$41.00.

No. 42—8½x10, 12 ounce olive drab army duck top, 9 oz. waterproof shelter duck walls. Weight 30 lbs. Price \$36.00.

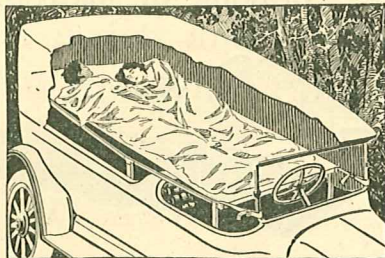
No. 43—8x13, 12 ounce olive drab army duck, top, 9 oz. waterproof shelter duck walls. Weight 39 lbs. Price \$38.50.

No. 52—Same style as No. 42, but with 12 oz. duck floor sewed in. Weight 36 lbs. Price \$40.00.

No. 53—Same style as No. 43, but with 12 oz. duck floor sewed in. Weight 47 lbs. Price \$44.00.

## The New Model “AUTOBED”


A Practical Bed Made for Use in Any Make of Automobile



The New Model Auto Bed, the most practical bed made, is used in any touring car either five or seven passenger and in the largest styles of sedans and closed cars. Is comfortable for two people. Is 4 ft. wide and 6 ft. 2 in. long when set up. Folds in bundle 4 ft. long and 5 in. in diameter. Weighs 27 lbs. Requires only 3 min. to put in place or take down. Frame made of all steel tubing with a high black japanned enamel finish. Equipped with rubber cushion bumpers on legs and truss. Bed cloth is of heavy 12 ounce Olive Drab canvas, and has adjustable end bar to regulate the tension to suit individual requirements. Price \$22.00.

Dust and rain-proof Carrying Case for outbed extra \$4.50.

## WAGON UMBRELLAS



Made of Fine Quality Tan Drill

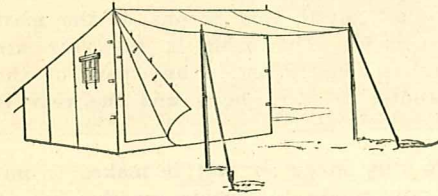
Metal Bar to attach to wagon included

Price \$3.00

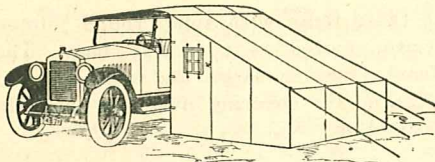
Visit Topeka's Free Camp Grounds

# "SANITARY" AUTO TENT

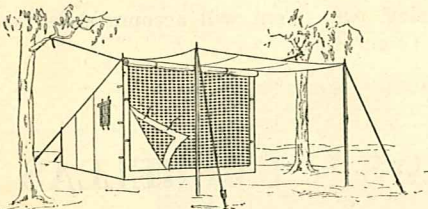
(Bug Proof)



"Sanitary" Auto Tent set up with tent poles and extra flap partially closed.



"Sanitary" Auto Tent used in connection with car.



"Sanitary" Auto Tent set between trees and showing drop curtain rolled up and bug-proof bobbinetting rolled down.

This style tent provides absolute protection from the weather. It is light in weight, easily set up or taken down, can be attached to the car, or set up entirely independent so that when the camper spends several days or weeks in one place, he has the use of his car without disturbing his camp.

It packs into a small convenient bundle, and is easily carried on the running board, or in the tonneau of any car.

It is made in two sizes, and two colors of materials; has a bobbinet window on each side, with flap on outside, which will raise or lower from the inside.

In addition to the awning flap, an extra curtain is made which attaches to the top, and rolls down to the ground and fastens with tie strings on each side.

A bobbinet curtain is also furnished, which is attached to the top and snapped on with auto buttons at both sides. This makes the tent absolutely bug-proof.

The tops of all Sanitary Auto Tents are treated with guaranteed "PRESERVO" Waterproofing, which makes the canvas absolutely waterproof and mildewproof.

Styles No. 101 to No. 104 inclusive have sod cloth.

Styles No. 105 to No. 108 inclusive have a floor cloth sewed into the tent.

Each tent is furnished with four jointed poles to set up independent of the car, and a ridge rope which makes it possible to set up without poles, by tying to a tree on both sides.

Style No. 101, 7x7, 12 oz. Army White Duck top, 10 oz. Army White duck walls and ends. Price Each.....\$28.50

Style No. 102, 7x9, 12 oz. Army White Duck top, 10 oz. Army White Duck walls and ends. Price Each.....\$31.00

Style No. 103, 7x7, 12 oz. Army Khaki Duck top, 10 oz. Army Khaki duck walls and ends. Price Each.....\$32.50

Style No. 104, 7x9, 12 oz. Army Khaki Duck top, 10 oz. Army Khaki duck walls and ends. Price Each.....\$36.00

Style No. 105, 7x7, 12 oz. Army White Duck top, 10 oz. Army White duck walls, with floor cloth sewed in. Price Each.....\$31.50

Style No. 106, 7x9, 12 oz. Army White Duck top, 10 oz. Army White duck walls and ends, with floor cloth sewed in. Price Each.....\$34.75


Style No. 107, 7x7, 12 oz. Army Khaki Duck top, 10 oz. Army Khaki duck walls and ends, with floor cloth sewed in. Price Each.....\$36.00

Style No. 108, 7x9, 12 oz. Army Khaki Duck top, 10 oz. Army Khaki duck walls and ends, with floor cloth sewed in. Price Each.....\$40.00

The materials used in the manufacture of these tents is the finest quality made, and guaranteed full weight per square yard basis.

## AIR Outing Camp Mattress

Illustrating Pillow Attached




Our "Outing" Mattress, when deflated and rolled, makes a bundle no larger than a blanket. No matter how rocky, rough or wet the ground may be it's always the same with the "Outing"—the perfection of a bed covered with best quality brown duck.

No. 1 "Outing" Mattress, 35x75 ins. Wt. 9 lbs.....\$26.00 ea.

No. 2 "Outing" Mattress, 30x75 ins. Wt. 12 lbs..... 30.00 ea.

No. 3 "Outing" Mattress, 36x75 ins. Wt. 15 lbs..... 37.50 ea.

## Brownie Air Mattress



The "Brownie" Camp Bed is large enough to take in the anatomical curves of the body from the shoulders to below the knees, and when inflated about two-thirds full applies uniform pressure to every part.


No. 1 Size, 25x48 ins. Wt. 4 lbs.....\$16.00  
No. 2 Size, 30x48 ins. Wt. 5 lbs..... 19.00


### AIR PILLOW

No. 1—11x16 in.

12 oz.

\$3.50 each






### Tentobed Model "R"

as illustrated is a tent and bed complete in itself, plenty of room for two people to sleep in. Is set up independent of any support. Is a comfortable and ideal outfit for outdoor sleeping porches or lawns. This model does not attach to the car. Bobbinett

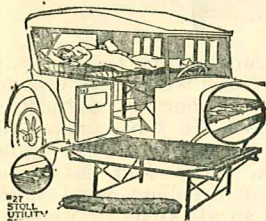
curtains are at bot hends for ventilation. Folds 4 ft. long and 7 in. diameter. Weighs 56 lbs. Bed is made of all steel tubing, light in weight, compact, strong, and easy to set us. Price \$50.00.

### Tentobed Model "S-3"



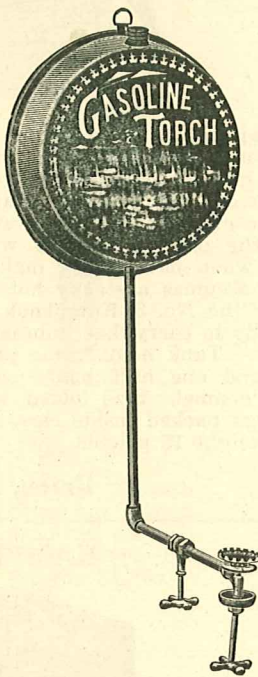
as illustrated may be used with or without car. Bed made of steel tubing. Has room for dressing, or extra room along side full length of bed. Has two large ventilation windows with storm flaps adjustable from the inside with draw cords. Folds 4 ft. long and 8½ in. diameter. Weighs 64 lbs. Price \$75.00.

### Utility Auto Car Bed



Style No. 27

For use in any touring car. Has sagless springs. Price \$18.00.



No. 154

### Gasoline Torch

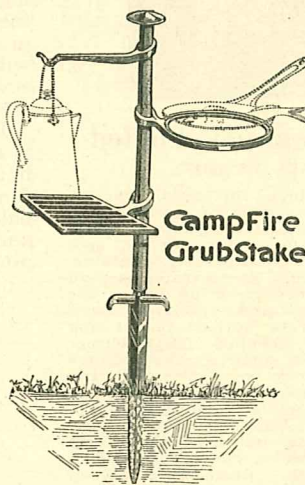
Length 36 in.

Width 12 in.

Weight 3½ lbs.

Price \$2.50

### Campfire Grub Stake



Campfire Grub Stake is the neatest, handiest article of its kind ever produced. Every hunter, camper, tourist and even the occasional picknicker, whether on a two day jaunt or a two weeks trip needs one.


Campfire Grub Stake can be carried in hiker's pack or under auto seat, and is guaranteed against breakage and mechanical defects.

Campfire Grub Stake can be set up or knocked down in one minute, and its adjustable racks can be instan-

taneously turned, raised or lowered according to the direction of the wind and the height of the campfire flames.

Price \$3.50

### Tourists and Campers Water-proof Pillows



This pillow is designed especially for the use of tourists and campers; for canoeing and boating, and anywhere a soft pillow is wanted. The cover is a tough Du Pont artificial leather. It is filled with Java Kapoc which is non-absorbent and one-third as heavy as cork.

This pillow can be used for canoeing and boating—and can be used as a life preserver, on account of its filling being so light, and the cover being waterproof, it will sustain many times its weight in water. It is a great comfort for touring and even useful on long rides and picnics.

Lot No. 50—Size 16x16 in. Price, \$1.75  
Lot No. 55—Size 20x20 in. Price, \$2.00

### Nested Aluminum Cups

Lot No. 2245

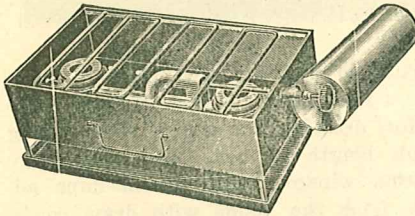


3 to a set—lids clamp on top  
Nested and collapsable as shown here, find a ready sale to campers, picnickers and boy scouts.

33c per set  
(3 to set)

**KAMPKOOK—THE IDEAL CAMP STOVE**

**No. 3  
KAMPKOOK**



**No. 3 Kampkook Set Up**




**No. 3 Kampkook Folded**  
"IT'S ALL INSIDE"

The handiest stove for auto tourists, motor boat owners, campers and for all outdoor or camp cooking. Burns motor gasoline or distillate without smoke, soot or odor. Set up and lighted in one minute. Only one burner must be generated, second burner is then turned on or off like a gas stove. Wind proof and absolutely safe. Has unbreakable grate, burners cannot clog and never require cleaning. Each burner will give more heat than a standard gas stove burner but may be regulated to any desired temperature. Very compact and handy to carry, all parts including tank being enclosed in the case when no tin use. Capacity of tank, one quart. Both burners will run three hours on one filling. Black baked enamel finish. Each stove packed in fibre box, twenty boxes to the crate. Shipping weight, each 9 lbs.

**Retail Price, \$7.50**


**No. 1 KAMPOVEN**



**A complete Bakeoven to use with  
No. 3 Kampkook**

**Price \$5.75**

**KAMPKOOK No. 6**




Kampkook No. 6 is similar in construction to the No. 3. It is four inches longer than the No. 3 with a correspondingly greater distance between the burners permitting the use of large utensils. Kampkook No. 6 has detachable pressed steel legs. The cover is hinged to the case, and, with the end sections or wings, which fold flat inside cover when not in use, makes an excellent wind shield which assumes a steady hot fire in all kinds of weather.

Like the No. 3, Kampkook No. 6 is substantially built, is handy to carry, has unbreakable steel grate and master burner. Tank holds three pints of gasoline, enough for four and one half hours service. The finish is black baked enamel. Size folded, with all parts including tank and legs packed inside case, 3½x8½x18½ inches. Shipping weight 15 pounds.

**Price, \$9.00**

**KAMPKOOK No. 4**



Kampkook No. 4 has heavy steel top with seven inch iron grates. Top measures 10½x19¼ inches and permits the use of large utensils. Has detachable pressed steel legs. The cover, which is hinged to case and fitted with steel supports makes a convenient warming shelf. The wind shield which is permanently attached to cover protects the flame on three sides assuring a steady, hot fire in all kinds of weather. It folds flat inside the cover when not in use. Two quart tank holds sufficient fuel for six hours service. Kampkook No. 4 folded, measures 4½x10½x19¼ inches. Shipping weight 16 pounds.


**Price \$11.75**



THE TOPEKA TENT AND AWNING COMPANY

# AMERICAN KAMPKOOK

THE IDEAL CAMP STOVE



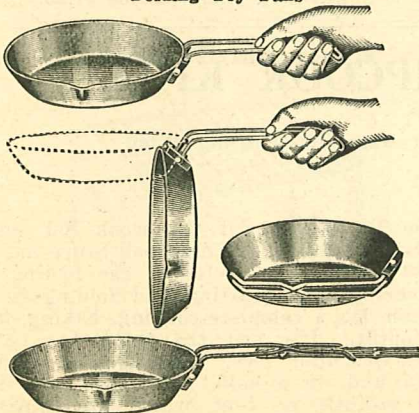
## KAMPKOOK No. 14

The same in every way as the No. 10, with exception of the legs which bring the top of the stove twenty seven inches from the ground, a convenient working height. A fine stove for summer cottages. Shipping weight 21 lbs.

Price \$15.60

## Kampkook Fry Pans


Folding Fry Pans



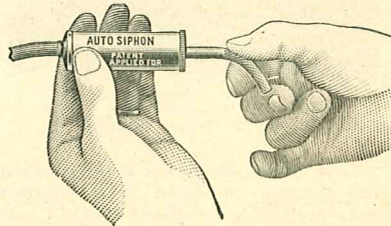
Number	Size	Price, Each
32	9" diameter.....	\$.60
34	10" diameter.....	.70
35	12" diameter.....	.85

## American Auto-Siphon

(PATENTS APPLIED FOR)



Filling Kampkook tank from automobile supply tank with an Auto Siphon



A handy device for draining gasoline from automobile supply tank. It enables the motorist to secure gasoline quickly and conveniently in an emergency from any passing car, saving time and often considerable expense. The only practical device for filling automobile vacuum tanks. Just the thing for campers for filling Kampkooks, gasoline lanterns, etc.

In operation hose is inserted in tank from which gasoline is to be drawn. The Siphon pump is held in one hand and the spout grasped with the other hand, one finger being held over end of spout, as shown, to shut off air. When spout is pulled out gasoline begins to flow.

The Auto Siphon is made of brass, nickel plated and polished and comes with a thirty inch gasoline hose.

Each siphon packed in carton.

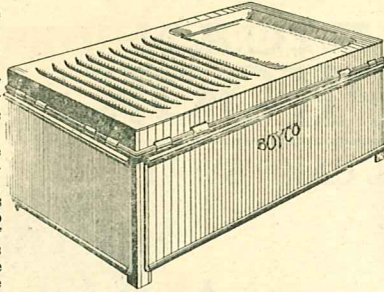
Retail Price. . . . . \$1.00

Visit Topeka's Free Camp Ground

## Boyco Camp Grate

This Camp Grate is intended solely for out of door use; for camping, overnight stops along the road on a long tour or for picnic suppers.

The camp grate folds in a surprisingly small package. Unusual conveniences feature the camp grate. One-half of the upper surface is depressed for use of a skillet, and the other half of the grate consists of a grid with round grate bars which are furnished with skirting, 13x22 inches. Shipping weight, 10 pounds. Price, \$3.50.



No. 10

Shipping weight, 10 pounds.


Price, \$3.50.

If desired the whole top may be used for pots, kettles, pans and similar utensils.

## Topeka Water Bags

The warmer the weather, the cooler the water. The new improved water bag which permits all instantaneously filling and likewise securely closing, and has a decided advantage over any water bag on the market. They are made of best quality Genuine Scotch Flax Duck. Every one out doors should have one of these bags. Made in two styles. Open and closed tops.


The closed top is sewed along the top. The open top has a patent top clincher. We recommend the closed top.




		<b>No. 30 Topeka Closed Top Bag</b>			
1 gallon	\$1.00	2 gallon	\$1.50	3 gallon	\$2.00
				5 gallon	\$3.00
		<b>No. 35 Topeka Open Top Bag</b>			
1 gallon	\$1.20	2 gallon	\$1.70	3 gallon	\$2.20
				5 gallon	\$3.20

## Tourist-Campcook Stove

### LOT NO. 1 TOURIST CAMPCOOK STOVE



No. 1 Tourist Campcook set up showing combination wind shield and warming shelf. This feature insures a hot steady fire in the strongest wind.



No. 1 Tourist Stove


Showing the wind shield tipped back and used as a warming shelf. Price \$7.25.

## THE TOURIST CAMPCOOK KIT

Complete with Oven

Is Guaranteed to Burn a Steady, Even Heat in a Strong Wind

No. 12




The No. 12 Tourist Campcook Kit set up consists of the No. 1 Campcook Stove and the No. 2 Camp Oven including the baking pan and combination roasting and folding handle fry pan. It's a complete cooking, baking, heating outfit. It's just the thing for baking bread, biscuits, pies, roasting and broiling meats and on a cold, chilly day will keep your cottage or tent warm and pleasant. Tank capacity 2 3/4 pints and burns about five hours on one filling.

Price No. 12 Campcook Kit complete,

**\$11.00**

# THE TOPEKA TENT AND AWNING COMPANY



## ALUMINUM KAMP COOKING OUTFIT AND ALUMINUM DISHES

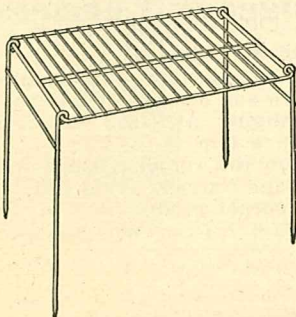
Cooking and eating utensils complete for party of four, nested into a small package 9 1/4 inches x 8 inches x 5 1/2 inches. Is covered with a khaki bag. The outfit consists of,

- 1 6-quart pan
- 1 1/2 quart fry pan
- 4 bowls—1 quart capacity
- 4 cups
- 4 saucers
- 4 plates
- Salt and pepper shaker
- 4 knives
- 4 forks
- 4 spoons

All aluminum with polish finish. Fry pan handle is detachable. Steel knife blades and fork prongs. Shakers equipped with extra unperforated caps to prevent spilling.



Price \$13.50 complete

## Simplex Camp Grids



An ideal Grid for use with wood for permanent camp use.

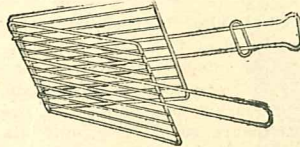
- 10 in. x 14 in. .... .60c
- 13 in. x 21 1/2 in. .... .90c



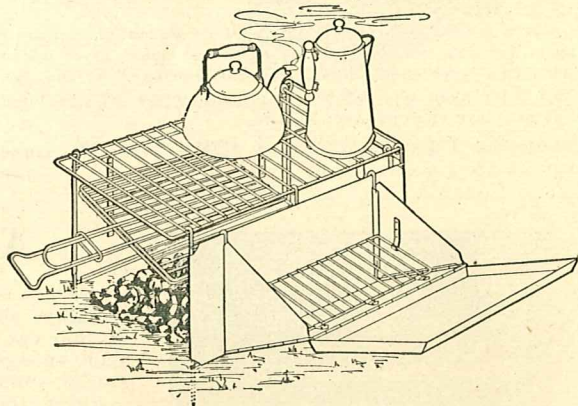
## Individual Aluminum Kamp Cooking Outfit and Aluminum Dishes

Lot No. 3353—\$5.00  
Large Pan, 3 1/2 quart

## Meat Broilers



Lot No. 315  
12x10, each. .... .50c  
Extension handle for  
No. 315 Broiler. .20c



## Nuggett Camp Grids

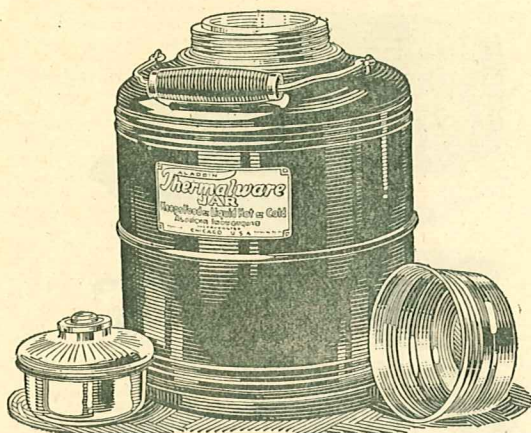
No. 340  
Size 13x21 1/2

Complete With Oven, \$3.75

Frame and all bars made of selected heavy steel wire, wind shield made from best polished steel sheets. All cross bars are reinforced with a bar which is attached at a right angle. Frame is supported and stiffened by three bars on either side which are attached to the wind shield, all pointed and securely welded together. Legs extended below sides and are sharpened so that they can be easily sunk into the ground to hold the stove in position.

If Oven not wanted, deduct \$1.50

## THE TOPEKA TENT AND AWNING COMPANY



Introducing our  
New Gallon Size

# Aladdin Thermalware Jar

Lot No. 405

**\$5.00**

Keeps Foods or Liquids Hot or Cold

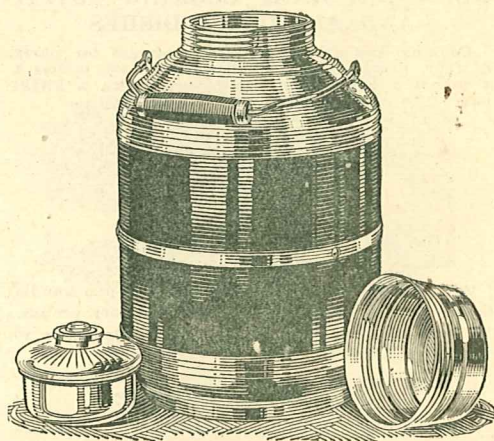
No. 405. Aladdin Thermalware Jar No. 405 consists of a gallon capacity vitrified earthenware container finished in white glaze. The container is encased in a thick layer of high efficiency insulation, with an outer ribbed steel jacket lead coated. Its high thermal efficiency is largely due to the startling discovery of a patented insulating seal, which permits for the first time the combining of a non-metallic container with a metal outer jacket. The container has well rounded corners—and its generously large opening (3 1-8 in.) readily admits the hand for cleaning. Regularly equipped with a heat-insulated sanitary glass stopper with silvered interior, interchangeable and replaceable. Cork stopper optional. Stopper is protected and held in place by a thick-gauge aluminum cup-cap which screws readily into place by reason of large rounded threads. The outer steel jacket is finished in a high-gloss Brewster green enamel. Stout aluminum bail and easy grip for carrying. Twelve and one-half inches in height with aluminum cup-cap in place, and is 9 1/4 in. in diameter. (Packed in individual cartons with full directions for its care and use). Net weight 10 1/2 lbs.

## New "De Luxe" Thermalware Jar

No. 410-AS and No. 208-AS Aladdin Thermalware Jars consist of a glass container of gallon or two-quart capacity, encased in a thick layer of highly effective insulating material and jacketed with metal so as to form a single unit. The glass container and metal jacket are joined at the neck with the patented Thermalware seal. This unit fits complete in an outer jacket of hardened aluminum ribbed for strength.

Outer jacket is large enough to allow an annular still-air space between it and the inner. This air-space gives added insulation appreciably increasing the efficiency of the jar. The outer shell also affords ample protection for the inner against jars, bumps and knocks.

No. 410-AS, 4 quart capacity.....\$10.00  
No. 208-AS, 2 quart capacity..... 7.50



## Ajax Luggage Carriers For Every Car

Bulky, sharp-angled luggage crowding against people in your car is a nuisance and discomfort you can prevent. Bad enough when bringing a friend home from the station—unendurable on a trip.

Carry the baggage on the running board—out of the way—in an Ajax Luggage Carrier. Fold Carrier up and put it under a seat when not needed.

Ajax Carriers are durably constructed and excellently finished. Will not rattle.

The pliable fence may be bulged out a foot or more. It will spring back into shape.

Clamps are fashioned from almost unbreakable 3/8x5-16 in. steel.

Ample large end gates hold the load from slipping out.

Generous sized finger grips permit easy turning of clamp screws.

Lightness is achieved by the super-strong 40-50 high carbon steel fence.

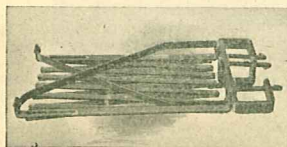

Carrier weighs only 8 1/2 lbs.

Folded size: 19 1/2 x 9 1/2 x 3 1/2 in. Finish: Baked Black Enamel.

Balance up a heavy load using a Carrier on each side of the car.

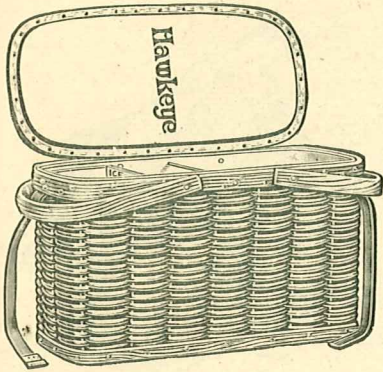
FOR CONVENIENCE SAKE USE AJAX LUGGAGE CARRIERS

**Price \$1.65 each**



# The New Popular Everybody's "Hawkeye" Basket Refrigerator

MADE IN TWO SIZES



	Length	Width	Depth	Price
No. 1—Everybody's	21 in.	10 in.	12 in.	\$6.50 each
No. 2—Everybody's	22 in.	10 in.	14½ in.	\$10.00 each


## EVERYBODY'S HAWKEYE BASKET REFRIGERATOR

is in reality a light, portable ice chest or refrigerator. It is made with a hardwood bottom; the sides are woven up with indestructible rattan. The cover is made with two layers of 3-ply hardwood veneer, made so the basket is air-tight when closed. The basket is lined with terne plate metal and asbestos insulator like a high class refrigerator. A removable ice pan holds the ice. The entire basket is finished in a pretty, light brown color, and coated with two coats of shellac and water proof varnish. It's light, strong and durable. Made to last a lifetime.

## "Hawkeye" No. 1 Tonneau Basket

The basket "De Luxe" shaped long, narrow and high, large enough for 4 or 5 people. 21 in. long, 10 in. wide, 12 in. deep. Shipping weight 14 lbs.


Price \$15.00 each.



## Auto Kamp Folding Water Pails



Open



Folded

Auto Kamp Folding water pails are the only collapsible or folding pails that you can throw water with or can set down without losing contents. Rigid, strong and simple, they occupy less space than any other made. Made of heavy canvas water-proofed. Metal parts are spring steel and rust-proof. They are water-proof in any climate and will not become brittle or decay through use.

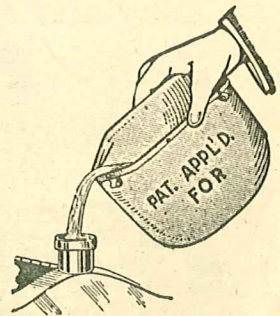
No.	Cap.	Price Each
4	6 qts.	\$1.95
12	10 pts.	2.45

## Auto Kamp Folding Water Bucket

The most convenient and practical water bucket yet devised for the use of automobilists. It will scoop water from a shallow brook as easy as dipping from a trough. The top is shaped to fit the hand. Easy to handle when full, easy to pour from and nothing to get out of order. Holds over a gallon, folds and unfolds instantly. Made of heavy water-proofed canvas, will not leak. Metal parts are rust proof.

Can be carried under front cushion and in door pocket or coat pocket, where it is immediately available without disturbing any one or anything. Last but not least, it sells for a small price and is fully guaranteed.

Lot No. 13.  
Price, 75 cents each.




Showing Bucket in Use



Size When Folded  
4x10x½ in.

## The Boyco Tipping Canteen and Holder For Automobile Running Board



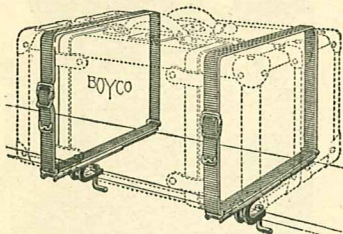
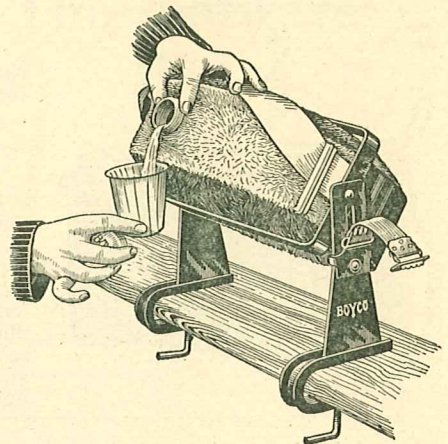
Lot 81

The Boyco Tipping Canteen and Holder clamps securely on the running board. The canteen locks snugly by means of a sliding lock; automatically releases by the simple loosening of the strap. It cannot work loose.

Note the easy access to the canteen as illustrated in cut. Canteen is easily removed from the holder by releasing and lifting out.

Weight each, 10 lbs., complete. Lot 81.

Price \$4.30


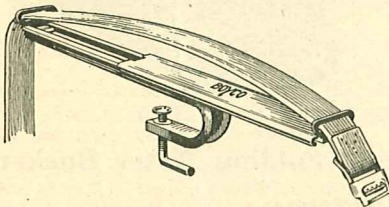


## E-Z Adjustable Luggage Carrier

Every motorist at some time in his experience finds it necessary to carry valises, suit cases, trunks or other cumbersome luggage from place to place. Many luggage carriers have been devised to fill this need, and beyond doubt the most convenient and quickest of adjustment is the easy adjustment type. This carrier fastens by means of strong clamps to the running board of any machine. When not in use it becomes a small, compact article, easy to stow away under seat cushions or side pockets. When attached to the running board, however, the sliding bar can be extended to the length of 16 inches, making it possible to carry two or more suit cases or other bulky packages. The Webb strap is 6 feet long and fastens about the luggage to be carried, holding it rigid and snug.

Weight, 5 pounds each. Lot No. 3.

Price, \$2.75

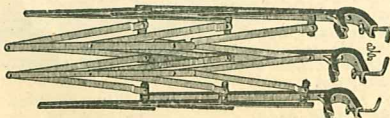


## Luggage Carryall

These luggage carryalls clamp to the running board with three strong stationary clamps that may be attached without the slightest injury to the finest pleasure car or to trucks or delivery wagons. They increase the carrying capacity of commercial vehicles. They will carry complete camping equipment or other bulky luggage safely and conveniently without cluttering the tonneau or in any way disturbing the comfort of the passengers.

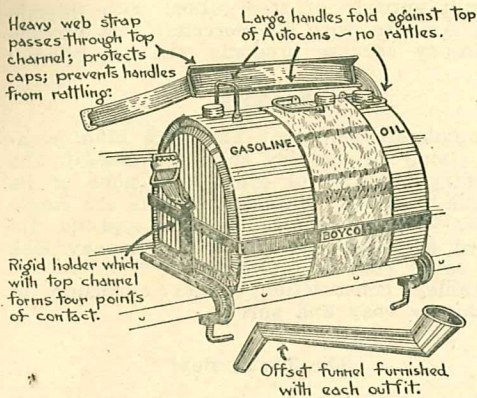
Made with or without end-gate as follows:

- No. 4, without end-gate, 15 inches in height, 46 inches long. Weight, 8 pounds. Price, \$3.10.
- No. 40, with end-gate, 15 inches in height, 46 inches long. Weight, 10 pounds. Price, 3.95.
- No. 5, without end-gate, 15 inches in height, 65 inches long. Weight, 11 pounds. Price, \$3.50.
- No. 50, with end-gate, 15 inches in height, 65 inches long. Weight, 12 pounds. Price, \$4.65.



*Voting Booths—Made for Service*

## AUXILIARY TANKS



Boyco Service Unit adds a Pleasing Touch to any Motor Car



Boyco Service Units are combinations, in compact, handy form of AUTO CANS, for gasoline, oil and water.

The motorist recognizes the Service Unit as a practical necessity and it is easily carried, well built, sturdy and of actual value wherever gasoline motive power is used. The Service Unit is at all times securely and snugly fastened to the running board and cannot work loose. The Auto Cans are combined in a neat, substantial frame, equipped with two clamps for fastening to the running board.

**No. 212**

Two gallons gasoline, one gallon oil, and two gallons water, complete with holder and offset funnel. Shipping weight 14 pounds each. Price \$7.70.


**No. 112**

Two gallons gasoline, one gallon oil, and one gallon water complete with holder and offset funnel. Shipping weight 13 pounds each. Price \$7.40.

**No. 22**

Two gallons gasoline, two gallons water, complete with unit holder and offset funnel. Shipping weight 12 pounds each. Price \$6.70.

### Indestructo Canteens



**Strongest on the Market**  
—  
**Guaranteed to Wear Under Hard Usage**

These are the sturdiest, strongest and best constructed canteens on the market.


Invaluable for the farmer, rancher, cattle men, miner, prospector, woodman, sportsman, truck and tractor drivers and automobilist.

Capacity four quarts. Price \$1.50.

### Boy Scout Canteens

This is a real service canteen that has proven to be the most popular by boy scouts.

They are covered with a heavy khaki covering. The same material that is used for boy scout uniforms. Strap to match. Nickle strap slide. Weight 1 1/4 pounds each.



Capacity one quart. Price \$1.10

Gold Medal Camp Cots and Furniture

# THE TOPEKA TENT AND AWNING COMPANY

## The Stanley Ferrostat Vacuum Bottle

### PRICES

- |   |   |
|---|---|
| 503. Pint Size, Black Standard Finish<br>\$6.75   | 503L. Pint Size, Black Leather Finish<br>\$7.75   |
| 504. Qt. Size, Black Standard Finish<br>\$7.50    | 504L. Qt. Size, Black Leather Finish<br>\$8.50    |
| 505. 2-Qt. Size, Black Standard Finish<br>\$12.50 | 505L. 8-Qt. Size, Black Leather Finish<br>\$13.50 |




1-pt. Size  
9 3/4 in. high  
3 1/2 in. diam.

1-Qt. Size  
13 in. high  
3 3/8 in. diam.

2-Qt. Size  
15 1/2 in. high  
4 1/2 in. diam.

## Stanley Motor Restaurant



5 Passenger Size—21x10x10 in. outside—weight 21 lbs.  
7 Passenger Size—30x12x 9 in. outside—weight 26 lbs.

The ideal motoring equipment either for the long tour or the week-end trip.

The outfit includes knives, forks, spoons, can opener, enamel plates of high quality, enamel cups, peppers and salts, jar for butter or cheese, and napkins. There is a commodious metal box for lunch.

The five passenger kit has space for two of the quart size Stanley vacuum bottles and one of the pint size, while the seven passenger kit provides space for two of the half-gallon size bottles or food jars and one of the pint size.

555 (five passenger) Price, without bottles, \$45.00  
777 (seven passenger) Price, without bottle, \$65.00

## THEY WILL NOT BREAK

### All Steel Construction

Built entirely of steel—lined with flexible blue Amalite with its porcelain-like surface—Stanley vacuum products will not break.

### Sanitary

Completely sanitary—The pure blue Amalite lining of Stanley products has all the sanitary qualities of glass with none of its fragile qualities. Stanley products are single units, with no removable parts and no unsealed openings into which liquids may leak and cause rust or foulness.

Stanley construction makes cleansing of containers easy and sure.


### The Thrift Buy

First cost is last cost—while the initial cost of Stanley products is slightly more than with glass vacuum containers, the first cost of a Stanley is the final cost. There are no fillers to break or be replaced, there are no repairs to be made, and there are no upkeep charges whatever.

### For Every Use

Stanley Ferrostat vacuum products, are suitable as constant companions—indoors or outdoors—for sport or work—for business or pleasure. The quart container is guaranteed on an eighteen-hour basis.

## Stanley Lunch Kit



10 in. long  
4 1/2 in. wide

7 in. high  
Inside depth of box 3 1/2 in.

The Stanley Lunch Kit is built for the convenience of man, woman or child who carries a lunch to work, school or on outing.

The kit carries the pint size Stanley unbreakable vacuum bottle. It is fitted with two nested aluminum trays, thus making provisions for carrying such things as puddings and custards and also providing space for sandwiches. This makes the ideal equipment for the complete luncheon with the hot or cold drink.

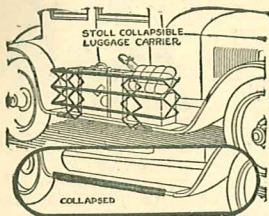
203—Price, complete, \$9.25



THE TOPEKA TENT AND AWNING COMPANY

**NEW ADJUSTABLE  
LUGGAGE  
CARRIER**

Collapses on running board  
when not in use

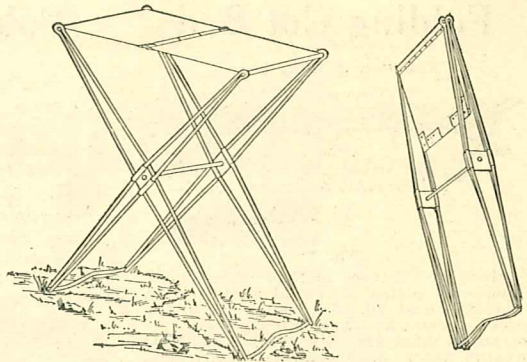


4 and 5 ft. lengths  
Weight 10 lbs.


Price \$5.75 each

**STEEL  
CAMP  
STOOL**

(Foldable)  
6½x14 in.  
16 in. high  
\$1.25 each



**FOLDING CAMP GRID No. 670**




**CAMP GRID**

Steel construction. Will not warp from heat. All parts machine riveted. Folds 1x16x10 inches, extension 5 ft. Weight 3½ lbs. Price, \$1.50.

**"KIDDIE CARRIER"**


No. 890  
Price \$8.00



**STANDLEY**

**IMPERIAL  
AUTO FOLDING STEEL CHAIRS**

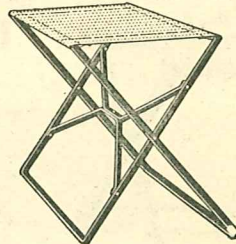
LOT No. 211



PRIMARYLY Designed for a convenient seat in auto. An ideal chair for camp, beach, etc. Frame made of special oval steel. Seat and back rest are padded with felt and upholstered with black waterproof art leather.

Price,  
\$2.75 each

**OUTING STOOL No. 450**




Same as Outing Chair, without back. Weight 5 lbs. Price, \$1.50.

**OUTING  
CHAIR**

No. 340

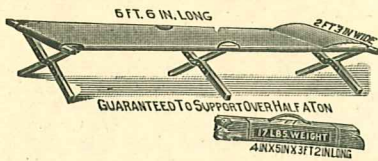
Steel construction strongly braced. Black baked enamel. All parts machine riveted. Back and seat of heavy khaki. Weight 8 lbs. Price, \$2.00.



# THE TOPEKA TENT AND AWNING COMPANY

## Folding Cot Bed

The Cot of Many Uses



No. 1

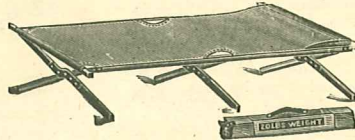
Made of the best method of construction, steel plates of special quality steel. Riveted on at all joints with reinforcing cross rivets at the points where the strain is most severe. Cover with extra quality 10-oz. double filled brown duck. Opens to 6 ft. 6 in. long, 27 in. wide. Folds into a small snug easily handled package 3 ft. 3 in. long, weighing only 17 lbs.

Price \$4.75

## Folding Lawn Chair

No. 6

This is made exactly the same as our No. 5 camp stool with the addition of having a comfortable back. Folds into a small place and is unequal for its numerous uses. These are used at conventions, chautauquas, amusement parks, summer resorts, lawn parties, churches, clubs, theatres, ball games, picnics, camp parties, summer homes, and any big gathering of this kind. Price each \$1.10.



No. 50 Cot

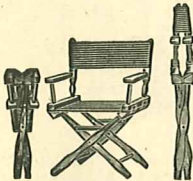
## FOLDING COT BED

No. 50

Is same construction as No. 1 with 14-oz. double filled army drab cover. Opens to 6 ft. 6 in. long and is 36 in. wide. Weight, 22½ lbs. Is wide enough to accommodate two children. Price \$6.95.

## Comfortable Folding Porch Chair

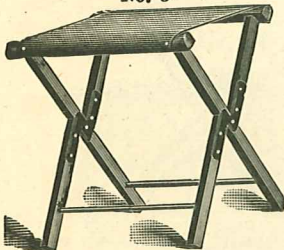
No. 35



The finest and most comfortable chair made. Although originally designed for use in the camp, it has become popular for the home—ideal for the porch, veranda and lawn—and other extra uses for clubs, summer hotels, etc. Can fold into different ways for convenience in packing. Weight 14½ lbs. Price \$4.45.

## Camp Stools

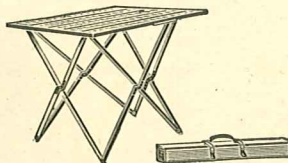
No. 5



Made of strongest method construction and is the neatest camp stool manufactured, a large number will pack into a small space. Useful for many occasions where a light weight strong stool is required. Guaranteed to sustain a weight of 500 lbs. The seat is 10-oz. best duck. One dozen weigh 39 lbs. Price each 85c.

## Handy Folding Camp Table

No. 7

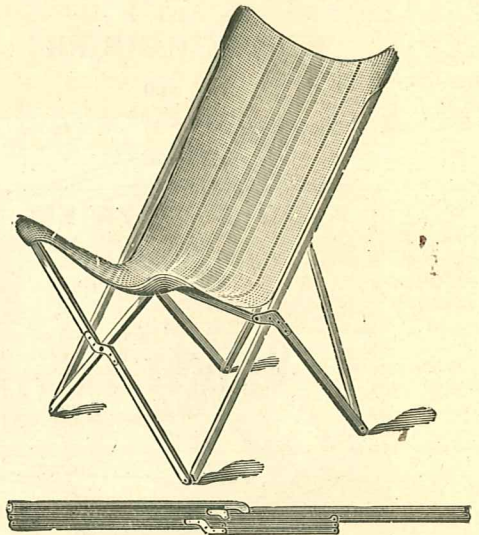
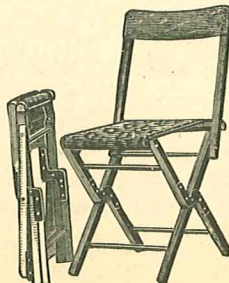


An excellent "emergency" table for the porch, veranda or lawn. Strong and rigid but light enough to be easily moved. Guaranteed to sustain a weight of 300 lbs. Weighs 18 lbs. Price \$5.35.

## Folding Chairs


No. 10

Strongest construction throughout. Seat of good Brussels or velvet carpet. Made of hard wood, finely finished with filler and varnish. A handsome folding chair. A dozen weigh 66 lbs. For special occasions at churches, clubs, opera houses, etc., it has no equal. Extensively used by undertakers and also furniture dealers who rent chairs. Price each \$2.50.



## FOLDING CAMP CHAIR—No. 4


Strong and comfortable, adjusts itself to the body. Folds into very small package—can be carried under the arm. Guaranteed to support 300 lbs. Folds 3 in. x 3 in. x 3 ft. 6 in. Price each \$3.15.




## RECLINING CHAIR—No. 11

These chairs fold up flat and are more compact than any other reclining chair made. As the duck is double and movable, they are stronger, more comfortable and more durable. In every way more desirable than other similar chairs. Price each \$2.35.

# Comfortable Gold Medal Camp Furniture



FOR CAMPING, PORCH AND LAWN



## Double Cot

No. 92

Especially adopted for emergency uses, automobile tourist, and canoeists. When opened it makes a comfortable bed for two persons, as the center rail prevents the bed from sagging.

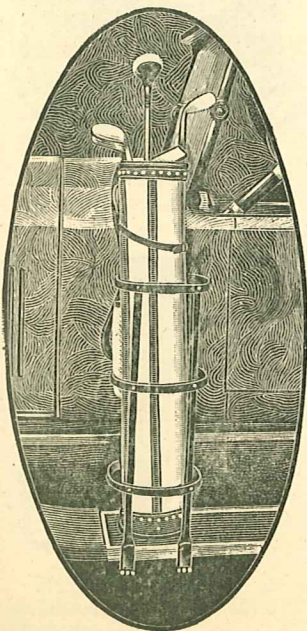
When opened it measures 52 inches wide x 6 feet 6 inches long, and stands 18 inches high. It folds to 5 inches x 10 inches x 3 feet 3 inches. It weighs 32 lbs.

Price \$11.00

## Infants Bath Tub

No. 21-0W  
Price \$7.35

Made of rubber coated canvas. Folds in small bundle.

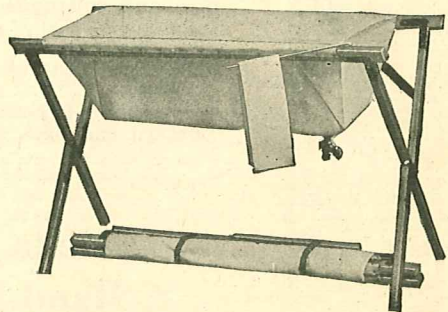


## Golf Bag Holder

Lot 560

Price \$4.00

Clamps to running board.




### A SUGGESTION WORTH REMEMBERING

When the nights are chilly and you have insufficient bedding to keep out the cold from underneath, try covering your Cot with paper. A few newspapers, wrapping paper, or magazines will keep out more cold than an extra blanket or pad.

# The World Famous No. 10 Delta Lantern

Stands 7½ inches high

Operates on Two Common No. 6 Dry Batteries—  
Any Make



Delta No. 10 Electric Lantern \$2.75 Complete, Less Batteries. Uses Delta Mazda Bulb No. 460.

Without Batteries. . . . . \$2.75  
With 2 No. 6 Batteries.. . . . 3.65

This is a real big-light lantern. It burns by the hour and throws a great volume of strong light one hundred feet or more. It is the lantern to use where lots of light is needed for a long time. It can be used in any position with perfect safety. You can use it around gasoline, oil, gas or hay without the least danger.

It is out of the way. You can use it anywhere. It is the cheapest portable light made. The batteries last from five months to a year or more. You can't beat that for economy. Hundreds of thousands are in use everywhere. This universal use is the result of great utility, economy, permanence, safety and freedom from trouble in this "daddy of 'em all" electric lanterns. Get one, you will like it; everyone does and would not again do without one.

## Delta Batteries



No. 6

The No. 6 Battery is long lived and of great recuperative power.

Each 45c


## Delta Electric Lanterns

Model No. 1

### The World Famous Lantern

Practical for all purposes, especially needed on camping trips and by garage owners, watchmen, farmers, deliverymen, plumbers, inspectors, gas workers, firemen and railroads. Will operate a long time on two No. 6 batteries.

Model No. 1 Electric Lantern, less batteries. . . . . \$1.90  
(Requires 2 batteries at 45c each)  
Lantern complete with batteries. . . . . 2.80




## Delta Electric Hand Lanterns

Model No. 7

### Practical — Convenient

The hand lamp for the home, garage, farm, shop, etc. Will burn indefinitely on one No. 6 battery.

Model No. 7 Electric Hand Lamps, less batteries. . . . . \$1.50  
Battery, No. 6. . . . . .45  
Total charge with battery. . . . . 1.95



# DELTA


## Double Proof Flashlights

### Excelling New Features


Miners types project a piercing Spotlight that is to be found in no other make of flashlight. Tubular types, throw a clear, white, even light—compare with other makes.



**No. 100**  
Price \$1.05. Takes  
One Delta 416  
Battery  
30c extra




**No. 101**  
Price \$1.35. Takes  
two Unicell 410  
Batteries  
17½c ea. extra



**No. 102**  
Price \$1.65. Takes  
two Unicell 410  
Batteries  
17½c ea. extra



**No. 103**  
Price \$1.50. Takes  
three Unicell 410  
Batteries  
17½c ea. extra



**No. 104**  
Price \$1.75. Takes  
three Unicell 410  
Batteries  
17½c ea. extra

### CAMP FIRE SUGGESTIONS

#### THE CAMP FIRE

As a rule, hard woods make good, slow-burning fuel that yields coals, and soft woods make a quick, hot fire that is soon spent. Best of all fire woods is hickory, green or dry. For a cooking fire that will burn quickly to coals, without smoke, the bark of dead hemlock, hickory, pine or sugar maple cannot be excelled.

To make a fire burn well you must have air. The fuel must not be tumbled together; it must be built systematically, so that air can draw under it, and upward through it.

The best way to build a fire quickly and one that is sure to keep on burning as long as it is fed, is first to lay two good-sized sticks on the ground as a foundation, then across them at right angles lay a course of dry twigs or splinters not quite touching each other; on these, at one side, place your tinder of paper, bark or whatever it may be; then on top of this put two other cross-sticks smaller than the bed-sticks; over this a cross layer of larger twigs, and so on, gradually increasing the size of the sticks. Such a pile will roar within a few minutes after a match is touched to it.

Charcoal makes an excellent fuel.—Can be obtained from Hardware Stores and Fuel Dealers.



Delta 416 Battery  
30c each

### DELTA UNICELL BATTERY

No. 410, 17½c each.

### A FEW PRACTICAL RECEIPTS

**COFFEE**—Use one teaspoonful of ground coffee for each cup of water, and then add an extra one for good measure. Put on in cold water and allow to boil up just once. Serve hot.

**FRIED FISH, GAME OR FRESH MEAT**—Clean well. Roll in meal or flour, and fry in hot fat. Salt when nearly done. Never salt fresh meats beforehand, and always fry in hot grease or fat.

**FRIED POTATOES**—Slice and fry in hot fat as above. Season and serve hot.

**BOILED POTATOES**—Put in cold water, and boil until they begin to burst open. Drain them well; dry and serve.

**BAKED POTATOES**—Place in Oven and bake until you can easily pierce them with a fork or stick, when they are done.

**BROILING MEAT**—Have a bed of hot live coals (do not try to broil over a flame fire). Place the slices of meat in a Meat Broiler, and then put the Broiler on side rails inside of stove. Turn frequently until broiled to suit. Season when nearly done.

**BAKED BEANS**—Soak beans over night always. Then place them in an earthen preserve jar with a few pieces of pork or bacon. Add a little hot water. Bake from one to three hours—the longer, the better.

Stale bread and biscuits can be made fresh by wrapping in a damp cloth and placing in the oven for a little while. Never throw your stale bread away. Just dip it in salt water and fry in hot fat until real brown, both sides. It is fine.


THE TOPEKA TENT AND AWNING COMPANY

## Our New Modern Fire Proof Factory

33,750 sq. ft.



Every Department is equipped with up-to-date machinery and labor saving devices which enable us to manufacture quality products at Reasonable prices. The reputation and good will enjoyed by our products and organization is our most prized asset.



Section of Our Daylight Work room, where Skilled Mechanics  
Manufacture Our Quality Products

**WE RENT**  
**TENTS**  
**COTS AND BLANKETS**

**FOR**

**FAIRS, CHAUTAUQUAS, REUNIONS,  
CONFERENCES, GOSPEL MEETINGS,  
STOCK SALES, ETC.**

**LARGEST AND MOST COMPLETE STOCK  
IN THE STATE**

**Prompt service given to all orders whether it be  
for one article or for a carload**

**WRITE FOR RENTAL SCHEDULE**



BACK TO THE TENTS



TOPEKA TENT & AWNING CO.  
TOPEKA, KANSAS, U.S.A.

CATALOG No. 23