

BOSTON PUBLIC LIBRARY




3 9999 06422 239 9

GOVT. DOC.




No 6352.62

1905



GIVEN BY

*Boston, Board of Elections*
















3983

# ANNUAL REPORT

OF THE

# BOARD OF ELECTION COMMISSIONERS

FOR THE

## YEAR 1905



3983  
/

BOSTON  
MUNICIPAL PRINTING OFFICE  
1906

\*  
6757.67  
cut.

Boston, Board of Election Commissioners  
May 10, 1906.

RECEIVED  
MAY 10 1906  
CITY OF BOSTON

# CONTENTS.

	PAGE
Votes Cast at Special Primary, January 31, 1905.....	2
Votes Cast at Special Election, February 14, 1905.....	2
Population .....	3
Legal Voters.....	4
Listed Male Residents, May 1, 1905.....	5
Total Number of Names (Men) on First Printed List, August 1, 1905.....	6
Registered Male Voters, State Primary, 1905.....	7

## **Democratic Votes Cast at State Primary, 1905.**

For Delegates to State Convention.....	10-29
For Delegates to District Attorney and County Commissioners Conventions.....	10-29
For Delegates to Councillor Convention, Third District.....	10-14
For Delegates to Councillor Convention, Second District.....	21-28
For Representatives in General Court.....	10-29
For Councillor, Fourth District.....	30
For Senators.....	31
For State Committee.....	32
Number of Democratic Ballots cast.....	33

## **Republican Votes Cast at State Primary, 1905.**

For Delegates to State Convention.....	36-53
For Delegates to District Attorney and County Commissioners Conventions.....	36-53
For Delegates to Councillor Convention, Third District.....	36-38
For Delegates to Councillor Convention, Second District.....	45-52
For Representatives in General Court.....	36-53
For Councillor, Fourth District.....	54
For Senators.....	55
For State Committee.....	56
Number of Republican Ballots cast.....	57

---

Registered Male Voters, State Election, 1905.....	60
---	----

## **Votes Cast at State Election, 1905.**

For Governor.....	61-67
For Lieutenant-Governor.....	68-74
For Secretary.....	75
For Treasurer and Receiver-General.....	75
For Auditor.....	75

	PAGE
For Attorney-General.....	76
For Councillors, Second, Third and Fourth Districts.....	77, 78
For Senators, First to Ninth Suffolk Districts.....	79-87
For Representatives, First to Twenty-fifth Districts.....	88-100
For District Attorney.....	101
For County Commissioners.....	102

Number of Men Registered who Voted, State Election, 1905....	103
Registered Male Voters, City Primary, 1905.....	106

#### Democratic Votes Cast at City Primary, 1905.

For Mayor.....	107
For Street Commissioner.....	108
For Aldermen.....	109, 110
For Common Council.....	111-134
For Ward Committee.....	111-134
For Delegates to City Convention.....	111-134
Number of Democratic Ballots cast.....	135

#### Republican Votes Cast at City Primary, 1905.

For Mayor.....	138
For Street Commissioner.....	139
For Aldermen.....	140, 141
For Common Council.....	142-158
For Ward Committee.....	142-158
For Delegates to City Convention.....	142-158
Number of Republican Ballots cast.....	159

Registered Male Voters, City Election, 1905.....	162
Total Number of Names of Women on First Printed List, 1905,	163
Registered Female Voters, City Election, 1905.....	164

#### Votes Cast at City Election, 1905.

For Mayor.....	165-171
For Street Commissioner.....	172-178
For Aldermen.....	179-204
For Common Council.....	205-217
For School Committee.....	218-243
On the question: Shall Licenses be Granted for the Sale of In- toxicating Liquors in this City?.....	244-247

Number of Men Registered who Voted at City Election, 1905..	248
Number of Women Registered who Voted for School Commit- tee at City Election, 1905.....	249
Inventory of Property Belonging to the Election Department..	250



BOSTON, February 27, 1906.

HON. JOHN F. FITZGERALD, *Mayor* :

SIR, — In compliance with section 24 of chapter 3 of the Revised Ordinances, the Board of Election Commissioners respectfully submits its report for the year 1905.

#### NUMBER OF VOTERS.

At the city election in 1904 the number of male voters on the list was 114,576. The number of such voters on the list published by the Board in August, 1905, was 102,567. From that time to the close of registration for the city election there were added the names of 11,889 male voters. In revising the voting list, after the publication of the voting list in August, 668 names were dropped on account of death, removal or other causes. The number of male voters on the final list sent to the polls on the day of the city election, 1905, was 113,788, a decrease of 788 from the list of the preceding year.

In 1904 there were 17,119 female voters registered for the city election. In 1905 their number was 15,655, a decrease of 1,464. The total decrease of male and female voters from the preceding year was 2,252.

#### LEGISLATION OF 1905.

Chapter 313 of the Acts of 1905 provides that the vendors of voting machines shall give a bond with sufficient sureties to defend and indemnify cities and towns purchasing and using voting machines, counting machines or ballot boxes against any suit at law or in equity, and for any expense, damage or inconvenience which they may incur or suffer by reason of any suit brought against them for infringements of patents arising from the purchase or use of such machines or ballot boxes.

The second section of this act provides that the Secretary of the Commonwealth shall make regulations for the use of machines, ballot boxes and counting apparatus approved by the State Board of Voting Machine Examiners, and shall prepare and furnish suitable instructions for the voters in cities and towns in which such machines, ballot boxes and counting apparatus are used.

Chapter 386 of the Acts of 1905 is an omnibus act, containing new provisions and amendments of existing law relative to elections and caucuses. It provides, among other things, that the general registration in Boston shall take place in the year 1908 and in every twelfth year thereafter. It also provides that committees of political and municipal parties shall give notice of intention to participate in primaries to the proper authorities. It also provides that objections to nomination papers and all other questions relating thereto shall be considered in Boston by the Ballot Law Commission of said city; in other cities by the Board of Registrars, the City Clerk and the City Solicitor, and in towns by the Board of Registrars.

Since the Revised Laws of the State went into effect on January 1, 1902, various amendments to Chapter 11 of elections, and substantive additions to the law relative to primaries and elections, have been made. We are of opinion that the time is now ripe for the simplification and revision of such laws.

#### JURORS.

In accordance with chapter 176 of the Revised Laws, the Board has prepared a list of inhabitants of Boston liable to serve as jurors. This duty has been performed carefully, and with due consideration of its importance. Relative to this matter the Board voted that it would receive no applications for the jury list, and gave due notice by posting a sign to this effect in its office.

Following the practice of last year the Board, through its clerks, investigated at the bureau of criminal investigation of the Board of Police, and also at the various municipal and district courts, the names of persons provisionally selected for the purpose of eliminating persons having a criminal record. This work has been prosecuted vigorously and has proven efficacious in results.

The list of persons finally approved as liable to serve constitutes men of various avocations selected impartially from every section of the city.

## ILLEGAL REGISTRATION.

During the year there were three complaints of illegal registration, all of which, after hearing, were dismissed.

## BOSTON BALLOT LAW COMMISSION.

The Board sitting with Chief Justice Brown of the Municipal Court as the Boston Ballot Law Commission passed upon all matters relative to objections and questions arising in cases of nomination of candidates at the state and city primaries and candidates for city offices.

## MEMBERSHIP OF THE BOARD.

The term of Charles R. Saunders, Esq., expired April 30, 1905. Alpheus Sanford, Esq., appointed as his successor for the term of four years ending April 30, 1909, assumed the duties of his office May 1, 1905.

## EXPENSES OF THE DEPARTMENT.

The amount provided for this department for the year ending January 31, 1906, was \$165,000; there was expended during that period \$168,249.70, as detailed below.

## Salaries, Commissioners:

John M. Minton, Chairman . . . . .	\$4,000 00	
Charles R. Saunders to April 30, 1905, inclusive . . . . .	1,166 67	
Melancthon W. Burlen . . . . .	3,500 00	
David B. Shaw . . . . .	3,500 00	
Alpheus Sanford to December 31, 1905, inclusive . . . . .	2,333 33	
	<u>\$14,500 00</u>	
Assistant Registrars . . . . .	41,801 00	
		<u>\$56,301 00</u>
Election officers . . . . .		40,492 00
Printing voting lists and ballots for primaries and elections, nomination papers, office blanks, etc. . .		36,050 64
Repairing, fitting up and placing precinct voting places . . . . .		11,748 70
Carriage hire and travelling expenses, primaries and elections . . . . .		4,052 29
Care of polling places . . . . .		3,963 55
Stationery . . . . .		2,993 79
Rent of storehouse and lots for booths and land for location of polling places, primaries and elections,		2,880 00
<i>Carried forward</i> . . . . .		<u>\$158,481 97</u>

<i>Brought forward</i> . . . . .	\$158,481 97
Boards, posting and carting . . . . .	2,118 45
Furniture and fixtures for polling places . . . . .	1,639 08
Advertising . . . . .	1,579 87
Repairs of ballot-boxes . . . . .	1,570 85
Refreshments for employees, police officers and hackmen, primaries and elections . . . . .	990 75
Four booths . . . . .	973 00
Telephone service . . . . .	298 14
Messenger service . . . . .	266 20
Fuel, gas and electric light . . . . .	177 75
Typewriting . . . . .	79 50
Constable services . . . . .	74 14
	<hr/>
	<u>\$168,249 70</u>

## ESTIMATE FOR THE ENSUING YEAR.

In a communication to His Honor the Mayor, under date of December 27, 1905, we submitted our estimate of the expenses for the ensuing year, giving an itemized statement of the same, and our judgment that the sum of \$172,425 would be necessary to meet the ordinary current expenses of the department.

## ELECTION STATISTICS.

The following pages show in tabulated form the number of persons listed, registered male and female voters, and the votes cast in Boston at the state and city primaries, and the state and city elections.

## INVENTORY.

An inventory of the property of the department is also included in the following pages.

Respectfully submitted,

JOHN M. MINTON,  
MELANCTHON W. BURLIN,  
DAVID B. SHAW,  
ALPHEUS SANFORD,

*Board of Election Commissioners.*

TABULATED STATEMENT OF THE NUMBER OF  
INHABITANTS, LEGAL VOTERS, LISTED MALE  
RESIDENTS, REGISTERED MALE AND FEMALE  
VOTERS AND PERSONS WHO VOTED IN EACH  
VOTING PRECINCT, TOGETHER WITH THE  
NUMBER OF VOTES CAST FOR EACH CANDI-  
DATE AT THE

SPECIAL PRIMARY . . . . JANUARY 31,  
SPECIAL ELECTION . . . . FEBRUARY 14,  
STATE PRIMARY . . . . . SEPTEMBER 26,  
STATE ELECTION . . . . . NOVEMBER 7,  
CITY PRIMARY . . . . . NOVEMBER 16,  
CITY ELECTION . . . . . DECEMBER 12,

1905.

**Democratic Votes Cast at Special Primary, January 31, 1905.**

FOR REPRESENTATIVE IN GENERAL COURT.— WARD 17.

James F. Dooley.....	467
*Jeremiah J. Good.....	1,073

\* Nominated.

---

Total ballots cast..... 1,550

**Republican Votes Cast at Special Primary, January 31, 1905.**

FOR REPRESENTATIVE IN GENERAL COURT.— WARD 17.

* Charles H. Tisdale.....	68
James F. Dooley.....	2

\*Nominated.

---

Total ballots cast..... 70

Registered male voters..... 4,610

**Votes Cast at Special Election, February 14, 1905.**

FOR REPRESENTATIVE IN GENERAL COURT.— WARD 17.

	PRECINCTS.									Totals.
	1.	2.	3.	4.	5.	6.	7.	8.	9.	
*Jeremiah J. Good, Dem.....	132	168	50	67	136	150	157	218	100	1,178
Charles H. Tisdale, Rep.....	21	24	77	146	41	22	54	73	65	523
Blanks.....	4	.....	.....	2	2	3	2	2	.....	15

\*Elected.

Number of names checked as having voted.....	157	192	127	215	179	175	213	293	165	1,716
Registered male voters.....	453	462	423	631	446	392	522	753	528	4,610

**Population of the City of Boston as Returned by the Bureau of  
Statistics of Labor, 1905.**

WARDS.	PRECINCTS.												Totals.
	1.	2.	3.	4.	5.	6.	7.	8.	9.	10.	11.	12.	
1.....	1,867	1,848	2,694	2,869	3,106	3,836	3,662	3,395	2,128	.....	.....	.....	25,405
2.....	3,208	2,364	2,057	2,564	2,595	2,498	3,934	6,709	.....	.....	.....	.....	25,929
3.....	1,969	2,626	2,040	2,899	2,559	2,738	.....	.....	.....	.....	.....	.....	14,831
4.....	2,134	1,927	2,370	2,291	2,143	1,634	.....	.....	.....	.....	.....	.....	12,499
5.....	1,984	2,121	2,154	1,029	2,124	3,241	.....	.....	.....	.....	.....	.....	12,653
6.....	3,771	3,969	2,893	4,129	5,358	2,059	4,183	3,625	.....	.....	.....	.....	29,987
7.....	3,143	2,142	2,532	2,589	2,747	2,426	.....	.....	.....	.....	.....	.....	15,579
8.....	5,291	5,281	2,537	4,898	6,832	5,971	.....	.....	.....	.....	.....	.....	30,810
9.....	3,947	3,607	3,943	3,352	2,951	2,894	1,426	.....	.....	.....	.....	.....	22,120
10.....	2,098	2,186	1,773	2,028	1,342	1,947	4,578	4,195	3,694	.....	.....	.....	23,841
11.....	2,844	3,123	2,772	2,368	2,637	1,471	1,425	2,491	3,222	.....	.....	.....	22,353
12.....	2,953	2,468	2,640	2,610	2,971	4,453	3,643	.....	.....	.....	.....	.....	21,738
13.....	2,942	2,824	2,728	2,543	3,105	2,269	2,604	2,639	.....	.....	.....	.....	21,654
14.....	3,667	2,853	1,908	2,209	3,109	2,594	2,866	2,921	.....	.....	.....	.....	22,127
15.....	1,948	3,267	2,786	1,916	2,188	2,285	3,369	2,551	.....	.....	.....	.....	20,310
16.....	2,050	3,471	4,155	3,222	2,964	2,311	3,751	.....	.....	.....	.....	.....	21,924
17.....	2,737	2,375	1,984	2,982	2,001	2,302	3,041	4,357	2,534	.....	.....	.....	24,313
18.....	3,376	3,993	3,384	3,858	3,388	4,122	.....	.....	.....	.....	.....	.....	22,121
19.....	4,520	2,742	3,682	2,692	2,422	3,096	2,873	3,303	3,883	.....	.....	.....	29,213
20.....	4,053	4,373	3,910	3,961	3,983	4,103	3,216	3,409	4,235	3,799	2,763	.....	41,805
21.....	2,759	2,694	1,715	2,427	2,750	2,981	3,354	3,540	4,313	.....	.....	.....	26,533
22.....	4,100	4,014	2,921	3,741	3,878	2,561	2,880	3,674	.....	.....	.....	.....	27,769
23.....	1,715	3,118	2,778	3,631	4,450	3,635	2,482	2,574	2,027	.....	.....	.....	26,410
24.....	2,989	2,643	2,663	2,406	2,483	2,629	2,598	2,001	3,385	2,618	2,601	2,634	31,650
25.....	4,100	2,817	2,411	3,422	2,655	3,598	2,803	.....	.....	.....	.....	.....	21,806
Grand total.....													595,380

**Legal Voters in the City of Boston as Returned by the Bureau of  
Statistics of Labor, 1905.**

WARDS.	PRECINCTS.												Totals.	Percent. Legal Voters Regis- tered by Wards, City Election, 1905.
	1.	2.	3.	4.	5.	6.	7.	8.	9.	10.	11.	12.		
1.....	470	477	699	675	724	717	813	788	445	.....	.....	.....	5,808	85
2.....	596	563	572	525	459	572	718	1,077	.....	.....	.....	.....	5,082	79
3.....	569	681	576	731	661	697	.....	.....	.....	.....	.....	.....	3,915	86
4.....	508	486	628	560	513	512	.....	.....	.....	.....	.....	.....	3,207	82
5.....	603	685	582	382	630	637	.....	.....	.....	.....	.....	.....	3,519	79
6.....	412	461	309	311	571	1,077	520	333	.....	.....	.....	.....	3,994	81
7.....	252	471	975	836	654	538	.....	.....	.....	.....	.....	.....	3,726	62
8.....	679	1,173	1,021	920	808	1,144	.....	.....	.....	.....	.....	.....	5,745	75
9.....	918	1,003	507	846	830	918	370	.....	.....	.....	.....	.....	5,392	77
10.....	559	590	459	574	486	729	1,344	1,143	838	.....	.....	.....	6,722	67
11.....	864	640	691	560	346	281	302	268	702	.....	.....	.....	4,654	93
12.....	975	750	764	798	867	1,132	752	.....	.....	.....	.....	.....	6,038	71
13.....	544	504	530	506	647	466	591	592	.....	.....	.....	.....	4,380	85
14.....	787	658	518	592	740	591	695	803	.....	.....	.....	.....	5,384	87
15.....	427	727	648	466	543	533	772	578	.....	.....	.....	.....	4,744	89
16.....	496	803	1,034	790	801	676	885	.....	.....	.....	.....	.....	5,485	84
17.....	585	530	570	791	516	497	674	925	671	.....	.....	.....	5,759	80
18.....	782	1,005	955	966	765	811	.....	.....	.....	.....	.....	.....	5,284	78
19.....	1,018	576	790	654	594	704	766	765	793	.....	.....	.....	6,660	80
20.....	1,111	1,088	1,008	903	1,012	1,078	832	948	1,132	1,071	683	.....	10,866	84
21.....	728	715	463	617	693	786	915	975	1,111	.....	.....	.....	7,003	86
22.....	1,028	945	704	922	925	664	773	847	.....	.....	.....	.....	6,808	83
23.....	425	738	643	754	1,000	916	650	655	446	.....	.....	.....	6,227	89
24.....	750	652	660	643	678	615	687	516	723	668	640	687	7,919	83
25.....	957	737	631	642	703	932	710	.....	.....	.....	.....	.....	5,312	87
Grand total.....													133,633	



## Male Residents, May 1, 1905, as Returned by Board of Police.

WARDS.	PRECINCTS.												Totals.
	1.	2.	3.	4.	5.	6.	7.	8.	9.	10.	11.	12.	
1.....	650	603	851	872	893	1,022	1,045	939	604	.....	.....	.....	7,479
2.....	911	681	843	777	778	726	1,038	1,333	.....	.....	.....	.....	7,087
3.....	644	753	713	855	849	706	.....	.....	.....	.....	.....	.....	4,520
4.....	645	702	818	709	661	695	.....	.....	.....	.....	.....	.....	4,230
5.....	735	863	776	476	823	782	.....	.....	.....	.....	.....	.....	4,455
6.....	1,418	1,528	1,485	2,031	2,135	875	1,716	1,238	.....	.....	.....	.....	12,426
7.....	899	1,204	1,404	1,291	1,002	967	.....	.....	.....	.....	.....	.....	6,767
8.....	1,796	2,484	1,389	1,874	2,015	1,955	.....	.....	.....	.....	.....	.....	11,513
9.....	1,600	1,472	1,237	1,321	1,492	1,190	805	.....	.....	.....	.....	.....	9,117
10.....	859	1,027	1,001	914	803	991	1,339	1,507	1,035	.....	.....	.....	9,476
11.....	1,222	1,068	1,080	830	517	416	534	510	968	.....	.....	.....	7,145
12.....	1,318	1,027	973	1,369	1,127	1,473	938	.....	.....	.....	.....	.....	8,225
13.....	924	926	973	880	995	781	827	897	.....	.....	.....	.....	7,203
14.....	1,066	877	596	727	931	766	870	1,053	.....	.....	.....	.....	6,886
15.....	547	883	816	617	660	646	874	757	.....	.....	.....	.....	5,800
16.....	600	995	1,224	1,071	924	808	1,076	.....	.....	.....	.....	.....	6,698
17.....	899	682	728	969	695	613	918	1,257	779	.....	.....	.....	7,540
18.....	1,130	1,299	1,244	1,389	1,047	1,242	.....	.....	.....	.....	.....	.....	7,351
19.....	1,187	756	1,054	920	801	951	900	950	1,001	.....	.....	.....	8,520
20.....	1,264	1,263	1,181	1,104	1,217	1,208	1,037	1,020	1,335	1,165	873	.....	12,667
21.....	833	921	561	747	886	871	1,055	1,118	1,218	.....	.....	.....	8,270
22.....	1,140	1,222	877	1,211	1,210	758	849	1,084	.....	.....	.....	.....	8,351
23.....	503	871	848	987	1,157	1,035	707	749	494	.....	.....	.....	7,351
24.....	870	823	809	711	755	682	742	664	935	798	715	823	9,327
25.....	1,225	978	778	1,038	801	1,157	839	.....	.....	.....	.....	.....	6,816
Grand total.....													195,220

**Total Number of Names (Men) on First Printed List,  
August 1, 1905.**

WARDS.	PRECINCTS.												Totals.
	1.	2.	3.	4.	5.	6.	7.	8.	9.	10.	11.	12.	
1.....	359	356	562	544	552	555	641	624	328	.....	.....	.....	4,521
2.....	474	316	416	425	396	439	626	591	.....	.....	.....	.....	3,683
3.....	454	548	518	605	575	426	.....	.....	.....	.....	.....	.....	3,126
4.....	439	359	463	415	398	313	.....	.....	.....	.....	.....	.....	2,387
5.....	427	569	428	258	472	374	.....	.....	.....	.....	.....	.....	2,528
6.....	261	370	358	354	382	272	395	295	.....	.....	.....	.....	2,687
7.....	174	284	403	305	411	307	.....	.....	.....	.....	.....	.....	1,884
8.....	521	551	429	678	577	666	.....	.....	.....	.....	.....	.....	3,422
9.....	584	570	396	596	494	445	445	.....	.....	.....	.....	.....	3,530
10.....	302	353	308	326	291	377	637	700	526	.....	.....	.....	3,820
11.....	505	410	482	469	329	263	360	349	595	.....	.....	.....	3,762
12.....	588	464	390	581	470	680	501	.....	.....	.....	.....	.....	3,674
13.....	402	393	371	428	492	371	463	469	.....	.....	.....	.....	3,389
14.....	637	565	441	485	584	478	588	631	.....	.....	.....	.....	4,409
15.....	345	565	535	393	485	473	612	521	.....	.....	.....	.....	3,929
16.....	375	595	795	645	612	531	708	.....	.....	.....	.....	.....	4,256
17.....	389	394	391	557	393	327	473	692	497	.....	.....	.....	4,113
18.....	591	562	583	702	574	708	.....	.....	.....	.....	.....	.....	3,720
19.....	685	424	576	538	409	549	603	604	571	.....	.....	.....	4,959
20.....	825	876	787	721	832	870	654	709	863	842	496	.....	8,475
21.....	547	562	382	493	562	607	727	807	881	.....	.....	.....	5,568
22.....	764	749	544	729	725	541	545	653	.....	.....	.....	.....	5,250
23.....	348	594	526	633	811	766	545	576	363	.....	.....	.....	5,162
24.....	532	484	482	517	536	471	533	422	483	514	508	527	6,009
25.....	738	595	517	510	602	743	599	.....	.....	.....	.....	.....	4,304
Grand total.....													102,567

## Registered Male Voters, State Primary, 1905.

WARDS.	PRECINCTS.												Totals.
	1.	2.	3.	4.	5.	6.	7.	8.	9.	10.	11.	12.	
1.....	370	367	570	553	560	558	646	633	337	.....	.....	.....	4,594
2.....	500	326	443	446	409	459	650	614	.....	.....	.....	.....	3,847
3.....	470	574	540	636	614	443	.....	.....	.....	.....	.....	.....	3,277
4.....	464	376	497	444	434	343	.....	.....	.....	.....	.....	.....	2,558
5.....	448	608	457	268	490	393	.....	.....	.....	.....	.....	.....	2,659
6.....	298	413	386	417	458	295	434	314	.....	.....	.....	.....	3,015
7.....	189	307	462	338	461	344	.....	.....	.....	.....	.....	.....	2,101
8.....	553	594	457	710	607	694	.....	.....	.....	.....	.....	.....	3,615
9.....	611	609	426	649	539	475	466	.....	.....	.....	.....	.....	3,775
10.....	328	374	322	336	305	399	674	750	546	.....	.....	.....	4,034
11.....	565	437	519	492	341	266	371	362	609	.....	.....	.....	3,962
12.....	618	500	424	623	499	707	510	.....	.....	.....	.....	.....	3,881
13.....	414	412	397	450	502	394	487	490	.....	.....	.....	.....	3,546
14.....	655	586	459	500	608	495	615	677	.....	.....	.....	.....	4,595
15.....	365	608	562	418	505	486	639	539	.....	.....	.....	.....	4,122
16.....	399	644	833	658	619	535	723	.....	.....	.....	.....	.....	4,411
17.....	432	415	410	580	416	353	499	722	515	.....	.....	.....	4,342
18.....	609	591	597	731	600	741	.....	.....	.....	.....	.....	.....	3,869
19.....	697	434	598	555	417	567	616	619	579	.....	.....	.....	5,082
20.....	839	888	800	736	845	889	666	723	869	855	506	.....	8,616
21.....	570	579	388	511	585	623	740	823	895	.....	.....	.....	5,714
22.....	778	772	567	747	742	544	551	669	.....	.....	.....	.....	5,370
23.....	348	605	543	641	824	789	558	585	375	.....	.....	.....	5,268
24.....	534	495	500	530	538	476	537	424	492	523	522	538	6,109
25.....	755	612	525	513	602	752	601	.....	.....	.....	.....	.....	4,360
Grand total.....													106,722



DEMOCRATIC VOTES CAST AT  
STATE PRIMARY.

Ward 1.—Democratic Votes Cast at State Primary, 1905.

FOR DELEGATES TO STATE CONVENTION.

[Entitled to Ten.]

<i>First Group.</i>		<i>* Second Group.</i>	
Thomas A. Niland.....	142	Patrick Healey.....	496
D. Gordon Mackay.....	139	Henry S. Howard.....	491
Edward J. Cox.....	137	Theodore L. Sorenson.....	490
John W. McLaren.....	139	Joseph H. McNeil.....	492
William Peers.....	138	Terence C. Treanor.....	491
John B. O'Brien.....	141	Thomas F. Croak.....	491
Martin S. McCormick.....	137	William J. Cahill.....	491
Charles D. Cash.....	139	Daniel D. O'Flaherty.....	492
Manuel F. Gracia.....	139	Thomas F. Mansfield.....	491
Warren F. Webster.....	141	Florence Nolan.....	494

\* Elected.

FOR DELEGATES TO DISTRICT ATTORNEY AND COUNTY COMMISSIONERS CONVENTIONS.

[Entitled to Ten.]

<i>First Group.</i>		<i>* Second Group.</i>	
D. Gordon Mackay.....	125	James F. Nolan.....	512
Edward J. Cox.....	123	John B. Farren.....	501
Thomas A. Niland.....	125	George W. Bond.....	502
John W. McLaren.....	126	John Brant.....	503
William Peers.....	120	William F. McClellan.....	508
Charles D. Cash.....	121	Alfred E. Wellington.....	502
John B. O'Brien.....	124	Michael J. Cunningham.....	504
Manuel F. Gracia.....	122	James S. Flynn.....	504
Warren F. Webster.....	125	Robert E. Sexton.....	505
Martin S. McCormick.....	121	James J. Sullivan.....	503

\* Elected.

FOR DELEGATES TO COUNCILLOR CONVENTION, THIRD DISTRICT.

[Entitled to Ten.]

<i>First Group.</i>		<i>* Second Group.</i>	
Warren F. Webster.....	132	Francis A. Murphy.....	481
Edward J. Cox.....	128	James M. Cannon.....	479
John W. McLaren.....	129	Jerome J. F. Fitzgerald.....	479
William Peers.....	126	John W. Conley.....	478
Charles D. Cash.....	128	William B. Roe.....	477
John B. O'Brien.....	129	Bernard W. Hobdell.....	477
Martin S. McCormick.....	126	John J. Murphy.....	476
Manuel F. Gracia.....	127	Joseph P. Walsh.....	478
D. Gordon Mackay.....	129	John F. Rooney.....	483
Thomas A. Niland.....	131	Louis A. Zielinger.....	477

\* Elected.

FOR REPRESENTATIVES IN GENERAL COURT.

Henry S. Howard.....	535	Peter Maguire.....	481
All others.....	1		

Ward 2. — Democratic Votes Cast at State Primary, 1905.

FOR DELEGATES TO STATE CONVENTION.

[Entitled to Thirteen.]

Joseph A. Conry.....	2,110	Edward F. Kelly.....	2,104
William Taylor.....	2,105	Philip L. Fahey.....	2,105
Michael J. Leary.....	2,105	John H. Marshall.....	2,103
John H. Lane.....	2,104	Charles E. J. Houghton.....	2,103
Aloysius F. O'Brien.....	2,103	James E. Toomey.....	2,109
Raphael Nalherseg.....	2,101	John Cornetta.....	2,103
Philip M. McArdle.....	2,102		

FOR DELEGATES TO DISTRICT ATTORNEY AND COUNTY COMMISSIONERS CONVENTIONS.

[Entitled to Thirteen.]

John L. Kelly.....	2,113	William H. Powers.....	2,105
Thomas Arthur.....	2,109	Michael H. Fitzgerald.....	2,107
John H. Fitzpatrick.....	2,104	Maurice I. Himelhoch.....	2,104
Daniel H. Ryan.....	2,107	Thomas C. Flanagan.....	2,104
Eugene J. Reardon.....	2,105	Daniel J. Sheehan.....	2,107
James H. Donovan.....	2,105	Thomas F. Doherty.....	2,107
James E. Fitzgerald.....	2,104		

FOR REPRESENTATIVES IN GENERAL COURT.

Manassah E. Bradley.....	589	John J. Flaherty.....	332
Joseph F. Crowley.....	518	* John F. Sullivan.....	1,172
* John J. Douglass.....	997		

\*Nominated.

## Ward 3.—Democratic Votes Cast at State Primary, 1905.

## FOR DELEGATES TO STATE CONVENTION.

[Entitled to Twelve.]

<i>* First Group.</i>		<i>Second Group.</i>	
Edward L. Cauley.....	845	Edward L. Quigley.....	683
John E. Hayes.....	846	Jeremiah McCarthy.....	691
William J. O'Brien.....	842	Joseph L. Daisy.....	672
Michael J. Brennan.....	840	William F. Harrington.....	671
William J. Leonard.....	835	Edward J. Burns.....	673
Cornelius E. Mahoney.....	841	John Curcio.....	671
William J. Shannon.....	834	Michael O'Halloran.....	672
John M. O'Hara.....	839	William E. Furey.....	673
Richard E. Joyce.....	839	Charles J. Bradley.....	668
Francis A. Doherty.....	845	John I. Toland.....	672
Thomas Cook.....	832	William A. Kinsley.....	671
Bernard S. McMackin.....	835	James H. Wilson.....	669

\*Elected.

## FOR DELEGATES TO DISTRICT ATTORNEY AND COUNTY COMMISSIONERS CONVENTIONS.

[Entitled to Twelve.]

<i>* First Group.</i>		<i>Second Group.</i>	
Thomas F. Fitzgerald.....	777	John J. Mahoney.....	715
Daniel McDonald.....	774	Francis J. Doherty.....	706
Michael W. Collins.....	769	William H. Haggerty.....	699
Frederick A. Rooney.....	764	William D. Reddy.....	698
Timothy McCartney.....	775	Daniel J. Barry.....	700
Michael W. Fitzgerald.....	771	Joshua Lee.....	695
William J. Ennis.....	766	John J. Feeney.....	696
Joseph E. Donovan.....	770	Joseph H. Casey.....	694
John J. Ryan.....	775	Dennis J. McCarthy.....	693
Timothy J. Toomey.....	769	Edward F. Donnelly.....	695
Henry E. Malone.....	767	Hugh F. McManamin.....	694
Burton M. Lawler.....	767	James Monagle.....	699

\*Elected.

## FOR DELEGATES TO COUNCILLOR CONVENTION, THIRD DISTRICT.

[Entitled to Twelve.]

<i>* First Group.</i>		<i>Second Group.</i>	
George A. Sanderson.....	801	Henry J. McLaughlin.....	652
Edward F. Hayes.....	796	William James Conway.....	645
Philip A. Carney.....	794	Francis P. Kenney.....	639
Andrew F. Hanley.....	793	Joseph A. McLaughlin.....	641
Henry Hampton.....	788	Thomas F. Lyons.....	638
Frank L. Wedick.....	788	Charles O. Jones.....	638
Edward J. Moore.....	794	Michael J. O'Loughlin.....	639
Henry J. Wade.....	791	Joseph Enos.....	637
Eugene L. McCarthy.....	796	James Bowshell.....	639
Harry Humphrey.....	790	Frank J. Green.....	636
John F. Duddy.....	793	David C. Carney.....	640
George P. Brady.....	791	Stephen H. Rogers.....	640

\*Elected.

## FOR REPRESENTATIVES IN GENERAL COURT.

*John J. Conway.....	956	*Daniel J. McDonald.....	959
Jeremiah F. McCarthy.....	941	Charles S. Sullivan.....	850

\*Nominated.



## Ward 4.—Democratic Votes Cast at State Primary, 1905.

## FOR DELEGATES TO STATE CONVENTION.

[Entitled to Eight.]

Philip O'Brien.....	1,270	Lawrence H. O'Sullivan.....	1,250
Joseph A. Turnbull.....	1,258	William H. Marnell.....	1,261
David F. Scanlan.....	1,258	John F. O'Donoghue.....	1,256
Luke D. Mullen.....	1,256	Michael J. Reardon.....	1,257

## FOR DELEGATES TO DISTRICT ATTORNEY AND COUNTY COMMISSIONERS CONVENTIONS.

[Entitled to Eight.]

Daniel E. Kelly.....	1,249	George H. McDonough.....	1,234
Joseph L. Casey.....	1,233	James J. Morrison.....	1,233
Peter A. McDonald.....	1,241	Philip O'Brien.....	1,245
Thomas A. Kelley.....	1,235	James E. Ducey.....	1,238

## FOR DELEGATES TO COUNCILLOR CONVENTION, THIRD DISTRICT.

[Entitled to Eight.]

Michael Mullen.....	1,210	James F. Frawley.....	1,197
Joseph F. DeCota.....	1,198	Michael F. Tierney.....	1,201
Frank H. Leary.....	1,199	Joseph F. Carven.....	1,198
John J. Powers.....	1,199	Joseph P. Drane.....	1,194

## FOR REPRESENTATIVES IN GENERAL COURT.

George H. Cadigan.....	275	Philip C. McMahon.....	476
John F. Collins.....	193	* John H. Quinlan.....	570
Thomas H. Green.....	533	* Richard S. Teeling.....	593

\* Nominated.

**Ward 5. — Democratic Votes Cast at State Primary, 1905.**

**FOR DELEGATES TO STATE CONVENTION.**

[Entitled to Nine.]

<i>* First Group.</i>		<i>Second Group.</i>	
Arthur W. Dolan.....	621	William F. Murray, Jr.....	562
John J. Linnehan.....	585	James E. Fitzgerald.....	533
Thomas Nolan.....	581	William J. Dean.....	521
John J. Murphy.....	585	Thomas F. Toomey..	524
Joseph M. Sullivan.....	590	Thomas J. Coveney.....	522
James F. Murphy.....	588	George F. Tegan.....	521
John E. Roche.....	578	George H. Balderson.....	524
Michael F. Donovan.....	585	Arthur Harrington.....	534
James A. McDonald, Jr.....	607	John C. Hurley.....	552

\*Elected.

**FOR DELEGATES TO DISTRICT ATTORNEY AND COUNTY COMMISSIONERS CONVENTIONS.**

[Entitled to Nine.]

<i>* First Group.</i>		<i>Second Group.</i>	
James A. McDonald, Jr.....	614	John C. Hurley.....	554
James J. Coughlin.....	574	Arthur Harrington.....	530
Thomas D. Sullivan.....	569	William E. Carney.....	512
James F. McCarthy.....	564	James J. McNamee.....	515
Cornelius J. Sullivan.....	567	J. Frank O'Brien.....	513
James F. Nyhan.....	564	Timothy Sullivan.....	511
Edward Callahan.....	566	George A. Murdock.....	519
Patrick J. Sullivan.....	568	Charles McDevitt.....	519
Arthur W. Dolan.....	592	William F. Murray, Jr.....	542

\*Elected.

**FOR DELEGATES TO COUNCILLOR CONVENTION, THIRD DISTRICT.**

[Entitled to Nine.]

Michael Donovan.....	1	Eugene Sullivan.....	1
----------------------	---	----------------------	---

**FOR REPRESENTATIVES IN GENERAL COURT.**

* Timothy J. Buckley.....	682	William F. Murray, Jr.....	671
John J. Cronin.....	352	* Maurice J. Power.....	848

\* Nominated.

**Ward 6.—Democratic Votes Cast at State Primary, 1905.****FOR DELEGATES TO STATE CONVENTION.**

[Entitled to Nine.]

Henry S. Fitzgerald.....	1,401	Francesco Ricci.....	1,387
Edward W. Dixon.....	1,403	Daniel McLaughlin.....	1,387
Andrew J. Granara.....	1,391	Ralph Granara.....	1,390
John J. McGaffigan.....	1,389	Thomas G. Gilligan.....	1,390
Joseph Langone.....	1,389		

**FOR DELEGATES TO DISTRICT ATTORNEY AND COUNTY COMMISSIONERS CONVENTIONS.**

[Entitled to Nine.]

Patrick F. Brogan.....	1,371	William J. Quirk.....	1,369
John O'Hare.....	1,373	Joseph Santosuosso.....	1,371
Michael Leverone.....	1,368	Joseph DeVoto.....	1,370
Dennis F. O'Connell.....	1,372	Patrick H. Bradley.....	1,368
Max L. Rlchkowsky.....	1,369		

**FOR REPRESENTATIVES IN GENERAL COURT.**

*Thomas J. Grady.....	1,093	James T. Purcell.....	523
John Holloran.....	63	*George A. Scigliano.....	1,051

\*Nominated.

**Ward 7.—Democratic Votes Cast at State Primary, 1905.****FOR DELEGATES TO STATE CONVENTION.**

[Entitled to Eight.]

Christopher P. McCaffrey.....	835	William L. Donohoe.....	823
Joseph B. Ryan.....	821	George S. Lavis.....	822
John Morrissey.....	820	James L. Piercc.....	818
Frederick C. Willard.....	821	Joseph F. Kelly.....	822

**FOR DELEGATES TO DISTRICT ATTORNEY AND COUNTY COMMISSIONERS CONVENTIONS.**

[Entitled to Eight.]

William T. A. Fitzgerald.....	830	Jeremiah F. Kelleher.....	819
Daniel J. Donnelly.....	826	Edward J. Carroll.....	818
William F. Fanning.....	817	John T. Kennedy.....	816
Bartholomew A. Brickley.....	823	William J. Keenan.....	818

**FOR REPRESENTATIVES IN GENERAL COURT.**

William A. H. Crowley.....	460	*James F. McDermott.....	557
John L. Donovan.....	533	*John Quinn, Jr.....	599

\*Nominated.

**Ward 8.— Democratic Votes Cast at State Primary, 1905.**

**FOR DELEGATES TO STATE CONVENTION.**

[Entitled to Thirteen.]

Daniel J. Kiley.....	903	Walter H. Cook.....	899
Michael F. Hart.....	904	Charles D. Celeste.....	898
James A. Bragan.....	903	William A. Hagerty.....	900
Louis Sonnabend.....	896	George D. Maddock.....	899
Joseph A. Maynard.....	900	Charles Coleman.....	898
Alfred J. Lill, Jr.....	898	Jacob Robinson.....	895
Jeremiah J. McCarthy.....	901		

**FOR DELEGATES TO DISTRICT ATTORNEY AND COUNTY COMMISSIONERS CONVENTIONS.**

[Entitled to Thirteen.]

Daniel A. Whelton.....	912	John B. McGrath.....	909
Francis J. Horgan.....	910	Martin M. Lomasney.....	911
Robert K. KeKirdy.....	911	Jacob Rosenberg.....	905
David Mancovitz.....	905	Dennis J. Collins.....	908
William H. Cuddy.....	909	Morris L. Morrison.....	908
James H. Butler.....	906	Edward F. Mulhern.....	908
Edward M. Donaher.....	906		

**FOR REPRESENTATIVES IN GENERAL COURT.**

Martin M. Lomasney.....	880	Robert K. KeKirdy.....	874
-------------------------	-----	------------------------	-----

**Ward 9.— Democratic Votes Cast at State Primary, 1905.**

**FOR DELEGATES TO STATE CONVENTION.**

[Entitled to Fourteen.]

John A. Keliher.....	874	Solomon Sachs.....	874
Hugh A. Madden.....	874	James B. Cherry.....	874
Daniel L. Flanagan.....	874	John S. Driscoll.....	874
William G. Bird.....	874	Timothy D. Leonard.....	874
James J. Lanigan.....	874	Charles J. Brady.....	874
Richard J. Hayes.....	874	William F. Carmody.....	874
David McCarthy.....	874	Samuel Moskowitz.....	874

**FOR DELEGATES TO DISTRICT ATTORNEY AND COUNTY COMMISSIONERS CONVENTIONS.**

[Entitled to Fourteen.]

John J. Gartland.....	874	William E. Clark.....	874
Charles H. Rheinhart.....	874	Christie A. Scheele.....	874
Michael Leonard.....	874	Thomas Uniacke.....	874
John W. Craig.....	874	John W. Ring.....	874
Daniel L. Sullivan.....	874	Edward J. Pigeon.....	874
Isaac Gordon.....	874	Thomas J. Flynn.....	874
Jeremiah G. Fennessey.....	874	Matthew T. Birmingham.....	874

**FOR REPRESENTATIVES IN GENERAL COURT.**

Edward F. Fitzgerald.....	841	Frank J. Gethro.....	828
---------------------------	-----	----------------------	-----

**Ward 10.—Democratic Votes Cast at State Primary, 1905.****FOR DELEGATES TO STATE CONVENTION.**

[Entitled to Nine.]

Hugh D. Montague.....	242	Edmond J. O'Brien.....	234
Thomas J. Walsh.....	232	Michael J. Donovan.....	236
William M. McGee.....	233	Winthrop M. Merrill.....	229
Patrick W. Moriarty.....	235	Francis M. Carroll.....	233
Daniel F. Dowd.....	234		

**FOR DELEGATES TO DISTRICT ATTORNEY AND COUNTY COMMISSIONERS CONVENTIONS.**

[Entitled to Nine.]

Hugh D. Montague.....	228	Francis M. Carroll.....	223
William F. Brady.....	220	Richard J. Dermody.....	226
Patrick W. Moriarty.....	224	Winthrop M. Merrill.....	221
Arthur J. O'Neil.....	227	Timothy G. O'Connell.....	223
Thomas J. Walsh.....	223		

**FOR REPRESENTATIVES IN GENERAL COURT.**

Frank B. Foster.....	218	William E. Mahony.....	216
All others.....			2

**Ward 11.—Democratic Votes Cast at State Primary, 1905.****FOR DELEGATES TO STATE CONVENTION.**

[Entitled to Seven.]

Richard Olney.....	233	Josiah Quincy.....	231
William A. Gaston.....	233	Thomas J. Gargan.....	231
Charles S. Hamlin.....	231	John A. Sullivan.....	231
Nathan Matthews.....	231		

**FOR DELEGATES TO DISTRICT ATTORNEY AND COUNTY COMMISSIONERS CONVENTIONS.**

[Entitled to Seven.]

Henry A. Frothingham.....	231	John F. Comer.....	231
Richard J. Murray.....	233	Charles H. Dunn.....	230
Patrick E. Lynch.....	231	John F. Kenney.....	229
Lewis A. Armistead.....	229		

**FOR REPRESENTATIVES IN GENERAL COURT.**

John W. Butler.....	199	William H. McMasters.....	195
---------------------	-----	---------------------------	-----

### Ward 12.—Democratic Votes Cast at State Primary, 1905.

#### FOR DELEGATES TO STATE CONVENTION.

[Entitled to Ten.]

James H. Doyle.....	652	William A. Hyde.....	639
Dudley J. C. Mulrenin.....	639	Patrick W. McNally.....	641
Daniel S. O'Brien.....	645	James W. Hayes.....	640
Peter E. Whalen.....	642	William H. Chase.....	639
Henry W. Harrington.....	642	Peter Hill.....	638

#### FOR DELEGATES TO DISTRICT ATTORNEY AND COUNTY COMMISSIONERS CONVENTIONS.

[Entitled to Ten.]

<i>First Group.</i>		<i>Second Group.</i>	
* Martin F. Donnellon.....	334	Edward M. Shanley.....	74
* Timothy W. Murphy.....	330	Thomas F. Grady.....	75
* John P. Reynolds.....	327	Stephen R. Moran.....	72
* John W. Collins.....	331	William E. Hale.....	70
* James C. Flannery.....	327	James Corrigan.....	79
* Walter E. Donovan.....	331	William P. Harrington.....	76
* Fred J. Bailey.....	325	* Battista Giardino.....	194
* John B. Gibbons.....	324	Charles E. Cole.....	70
* Harry L. Bagley.....	325	James E. Ellis.....	71
		George Hogan.....	75

\* Elected.

#### FOR REPRESENTATIVES IN GENERAL COURT.

* Humphrey J. Collins.....	455	Dennis J. Griffin.....	229
* Fred A. Ewell.....	400	Daniel Shannon, Jr.....	96

\* Nominated.

## Ward 13. — Democratic Votes Cast at State Primary, 1905.

## FOR DELEGATES TO STATE CONVENTION.

[Entitled to Fourteen.]

<i>First Group.</i>		<i>Second Group.</i>	
*Jeremiah J. McNamara.....	1,071	*Frank J. Linehan.....	1,186
James F. Powers.....	996	*Francis J. W. Ford.....	1,051
William J. Sullivan.....	991	*Michael A. McCarthy.....	1,054
Hugh W. Bresnahan.....	985	*John Adams.....	1,041
Florence H. Fitzgerald.....	981	*Timothy J. Murphy.....	1,041
Patrick A. Foley.....	981	*Francis H. Hughes.....	1,039
Michael J. Delay.....	976	*Matthew Murphy.....	1,047
Andrew L. O'Toole.....	983	*Patrick J. Hennessy.....	1,043
John B. Hutchinson.....	977	*Dominick J. Hurney.....	1,037
John J. Morris.....	969	*Jeremiah J. Cahan.....	1,036
Edward T. J. Noonan.....	972	*Michael J. Fox.....	1,049
Patrick Donovan.....	973	John T. Nee.....	1,034
Frank H. Moynihan.....	976	Charles J. Holdierried.....	1,034
Dennis Canty.....	975	*Daniel T. Lydon.....	1,045
All others.....			1

\* Elected.

## FOR DELEGATES TO DISTRICT ATTORNEY AND COUNTY COMMISSIONERS CONVENTIONS.

[Entitled to Fourteen.]

<i>First Group.</i>		<i>Second Group.</i>	
*Thomas P. McDavitt.....	987	*Leo F. McCullough.....	1,022
James E. Sheridan.....	930	*James R. McDonough.....	975
Bartholomew A. Donovan.....	939	*Patrick J. Keefe.....	962
Thomas J. Donahoe.....	932	*James A. Duffey.....	966
George A. Collins.....	946	*Bernard J. McLaughlin.....	961
James F. Curran.....	929	*Francis T. A. Moynihan.....	962
James F. Powers.....	947	James J. Raftus, Jr.....	954
Daniel F. Egan.....	923	John J. Barrett.....	954
Stephen F. Clougherty.....	929	*John L. Sullivan.....	961
Richard J. Wren.....	929	*Dennis F. Leary.....	958
Morgan J. King.....	924	*James J. Nunan.....	955
James J. Moynihan.....	945	*Stephen Donohue.....	960
Coleman F. Martin.....	926	*Michael D. McGrath.....	958
William H. Giblin.....	926	*Michael J. Foley.....	960

\* Elected.

## FOR REPRESENTATIVES IN GENERAL COURT.

*Eugene T. Brazzell.....	1,261	Edward F. McGrady.....	1,064
Daniel Carroll.....	210	*William L. Newton.....	1,185

\* Nominated.

**Ward 14. — Democratic Votes Cast at State Primary, 1905.****FOR DELEGATES TO STATE CONVENTION.**

[Entitled to Fourteen.]

Michael J. Sullivan.....	2,251	John Connor.....	2,251
J. Frank O'Hare.....	2,251	Patrick J. McMahon.....	2,251
William J. Drummond.....	2,251	James J. Galligan.....	2,251
Thomas F. Coogan.....	2,251	Cornelius J. Fitzgerald.....	2,251
James W. Loughlin.....	2,251	Thomas V. Coughlin.....	2,251
William H. Falvey.....	2,251	William P. Higgins.....	2,251
John J. Hartnett.....	2,251	John E. Baldwin.....	2,251

**FOR DELEGATES TO DISTRICT ATTORNEY AND COUNTY COMMISSIONERS CONVENTIONS.**

[Entitled to Fourteen.]

John E. Baldwin.....	2,269	Michael F. Doyle.....	2,269
J. Frank O'Hare.....	2,269	William J. Cunningham.....	2,269
Dennis M. Cronin.....	2,269	John H. Buckley.....	2,269
Thomas F. Coogan.....	2,269	Charles J. Morgan.....	2,269
William J. Drummond.....	2,269	James M. O'Hearn.....	2,269
William J. O'Brien.....	2,269	James F. Lucey.....	2,269
Thomas J. O'Brien.....	2,269	Michael J. Sullivan.....	2,269

**FOR REPRESENTATIVES IN GENERAL COURT.**

* John J. Driscoll.....	1,070	* Patrick J. Shiels.....	1,260
Hector K. McInnis.....	610	Robert J. Ware.....	1,034

\*Nominated.

**Ward 15. — Democratic Votes Cast at State Primary, 1905.****FOR DELEGATES TO STATE CONVENTION.**

[Entitled to Fourteen.]

William S. McNary.....	1,661	James Sullivan.....	1,607
Hugh R. Gray.....	1,606	T. Frank Nicholson.....	1,596
William H. Sullivan.....	1,615	Michael V. O'Hare.....	1,604
James E. Pray.....	1,601	Dennis S. Ryan.....	1,594
James J. Lynch.....	1,610	Edward W. Barry.....	1,607
Stephen W. Hoppe.....	1,601	William Martin.....	1,604
Charles J. O'Connor.....	1,613	Thomas J. Kenny.....	1,608

**FOR DELEGATES TO DISTRICT ATTORNEY AND COUNTY COMMISSIONERS CONVENTIONS.**

[Entitled to Fourteen.]

Daniel V. McIsaac.....	1,688	Joseph F. Lynch.....	1,577
James M. Lane.....	1,598	John Quane.....	1,571
Alfred J. Hurley.....	1,579	John A. Finley.....	1,568
Patrick H. O'Connor.....	1,593	Henry F. Casey.....	1,570
James T. Cassidy.....	1,572	John M. Daly.....	1,567
John J. Moore.....	1,566	Hugh Mealey, Jr.....	1,584
Reuben Rush.....	1,571	Edward P. Barry.....	1,577

**FOR REPRESENTATIVES IN GENERAL COURT.**

Thomas B. Bradley.....	611	William E. Hickey.....	972
* Edward C. Creed.....	1,176	* John H. Toland.....	1,113

\*Nominated.



## Ward 16.—Democratic Votes Cast at State Primary, 1905.

## FOR DELEGATES TO STATE CONVENTION.

[Entitled to Thirteen.]

Arthur L. Gavin.....	962	Thomas P. McGann.....	941
Thomas F. Dolan.....	950	Frank A. Tully.....	936
James P. Collins.....	944	Henry L. McCarthy.....	935
Stephen A. Jennings.....	944	James E. McConnell.....	943
Thomas S. Prendergast.....	951	James F. Flaherty.....	940
William H. McCarthy.....	942	John D. Drum.....	940
John P. Noonan.....	942		

FOR DELEGATES TO DISTRICT ATTORNEY AND COUNTY  
COMMISSIONERS CONVENTIONS.

[Entitled to Thirteen.]

Malachi L. Jennings.....	933	Michael J. Collins.....	929
Daniel J. Coffey.....	929	Arthur L. Gavin.....	935
Charles H. Dillworth.....	928	William H. McCarthy.....	922
William J. McCarthy.....	927	Alonzo F. Harrington.....	924
Michael I. Tully.....	925	Eugene J. Courtney.....	926
Edward J. Colman.....	923	Hubert J. McLaughlin.....	925
Thomas F. Collins.....	925		

FOR DELEGATES TO COUNCILLOR CONVENTION, SECOND  
DISTRICT.

[Entitled to Thirteen.]

Louis Papp.....	902	William J. Corcoran.....	906
Joseph A. Sullivan.....	909	Michael J. O'Brien.....	906
Walter H. Wilson.....	903	Joseph B. O'Rourke.....	905
William Webb.....	900	George J. Twiss.....	899
John P. Noonan.....	906	Thomas S. Prendergast.....	907
William J. Haverty.....	904	Henry L. McCarthy.....	905
William S. Rowe.....	900		

## FOR REPRESENTATIVES IN GENERAL COURT.

Charles M. Callahan.....	597	* William J. Doogue.....	653
John A. Connolly.....	368	* John M. McDonald.....	993

\* Nominated.

**Ward 17. — Democratic Votes Cast at State Primary, 1905.****FOR DELEGATES TO STATE CONVENTION.**

[Entitled to Fourteen.]

James M. Curley.....	1,415	Edward W. Foye.....	1,437
William H. Murphy.....	1,459	Maurice James.....	1,434
John Kearns.....	1,433	Thomas McMan.....	1,427
Peter H. McNealy.....	1,441	Herbert A. Kenney.....	1,417
Clarence E. Goodwin.....	1,443	Philip Fisher.....	1,414
Hugh E. Devine.....	1,350	John J. Leo.....	1,412
Edward F. Carney.....	1,441	Joseph E. Curley.....	1,356

**FOR DELEGATES TO DISTRICT ATTORNEY AND COUNTY COMMISSIONERS CONVENTIONS.**

[Entitled to Fourteen.]

Jeremiah J. Good.....	1,376	William J. Gleason.....	1,325
William P. Grady.....	1,257	Murray M. Silverstein.....	1,328
Thomas M. Joyce.....	1,335	James J. Conboy.....	1,338
Thomas Fallon.....	1,330	Michael F. Henebury.....	1,323
Anthony McNeally.....	1,330	Frederick M. J. Sheenan.....	1,325
Edward McLaughlin.....	1,326	Daniel J. Leonard.....	1,320
James W. Tobin.....	1,324	James M. Curley.....	1,342

**FOR REPRESENTATIVES IN GENERAL COURT.**

John F. Cullen.....	395	*Theodore A. Glynn.....	117
Thomas F. Curley.....	966	Michael J. McEttrick.....	966

\*Nominated.

**Ward 18. — Democratic Votes Cast at State Primary, 1905.****FOR DELEGATES TO STATE CONVENTION.**

[Entitled to Eleven.]

Jeremiah J. McNamara.....	1,163	John F. Galvin.....	1,149
Michael H. Havey.....	1,152	Frank J. O'Toole.....	1,143
Joseph M. Milford.....	1,148	James P. Timilty.....	1,142
John J. Brennan.....	1,149	Daniel P. Danehy.....	1,145
David Kasanof.....	1,149	William Conners.....	1,142
Hugh J. O'Neil.....	1,150		

**FOR DELEGATES TO DISTRICT ATTORNEY AND COUNTY COMMISSIONERS CONVENTIONS.**

[Entitled to Eleven.]

Martin Milmore.....	1,176	Martin F. Gaddis.....	1,160
William Scully.....	1,170	Frank J. O'Toole.....	1,172
Dennis F. O'Donnell.....	1,168	Jacob Werbitsky.....	1,166
Daniel P. Danehy.....	1,168	Clifford H. Plummer.....	1,163
John Doyle.....	1,167	Daniel M. Murphy.....	1,166
James P. Timilty.....	1,159		

**FOR REPRESENTATIVES IN GENERAL COURT.**

* John J. Butler.....	643	William B. Larkin.....	404
* Michael P. Daly.....	584	James A. Watson.....	479
Thomas J. Fay.....	572		

\*Nominated.

## Ward 19. — Democratic Votes Cast at State Primary, 1905.

## FOR DELEGATES TO STATE CONVENTION.

[Entitled to Eighteen.]

Samuel J. Madden.....	1,533	William H. Powers.....	1,494
Thomas Sproules.....	1,508	Charles J. Jacobs.....	1,489
Frederick Bleiler.....	1,504	Gustav Engewald.....	1,479
William Gilligan.....	1,500	Edward R. Brennan.....	1,489
Franz Dorr.....	1,494	Patrick J. McGillicuddy.....	1,487
William Gately.....	1,505	William J. Monahan.....	1,489
Charles P. Nangle.....	1,498	Maurice M. Shea.....	1,484
Francis B. Kelly.....	1,511	John J. Madden.....	1,485
John J. Lamb.....	1,483	John Foley.....	1,495

## FOR DELEGATES TO DISTRICT ATTORNEY AND COUNTY COMMISSIONERS CONVENTIONS.

[Entitled to Eighteen.]

William W. Clarke.....	1,542	Anthony F. O'Kelly.....	1,504
Oliver S. Grant.....	1,512	Joseph F. Donovan.....	1,506
John A. Costello.....	1,520	John F. Kinney.....	1,512
Richard H. Baker.....	1,508	John T. Keogh.....	1,493
James F. Lavin.....	1,507	John P. Mahoney.....	1,506
Joseph C. Woods.....	1,514	John F. Cotter.....	1,494
John J. Gilmore.....	1,512	John C. McDermott.....	1,500
Frank J. Long.....	1,508	Patrick H. Deveney.....	1,503
Timothy J. Driscoll.....	1,504	Christopher Shannon.....	1,500

## FOR REPRESENTATIVES IN GENERAL COURT.

* John F. Egan.....	964	Charles F. Mackenzie.....	763
James P. Lennon.....	847	* Joseph E. Mooney.....	1,059

\* Nominated.

Ward 20. — Democratic Votes Cast at State Primary, 1905.

FOR DELEGATES TO STATE CONVENTION.

[Entitled to Twenty-one.]

William J. Power.....	1,017	Frank J. Giblin.....	1,006
William J. Flynn.....	1,003	Richard King.....	1,003
James Cunningham.....	1,003	Redmond S. Fitzgerald.....	1,012
John Donahoe.....	1,008	John H. Mulhern.....	1,004
Alfred Levy.....	1,005	William J. Rafferty.....	1,002
Patrick O'Hearn.....	1,011	James H. Baldwin.....	1,007
Patrick Finnegan.....	1,009	John E. Gill.....	1,010
William J. Hennessey.....	1,010	Christopher F. Skelley.....	1,006
George J. Sullivan.....	1,006	Daniel F. Coleman.....	1,005
William H. Fitzgerald.....	1,003	Edward J. Rogers.....	1,010
James E. Robinson.....	1,002		

FOR DELEGATES TO DISTRICT ATTORNEY AND COUNTY COMMISSIONERS CONVENTIONS.

[Entitled to Twenty-one.]

John F. Kelly.....	979	Francis J. Norton.....	972
John J. Cunningham.....	980	Bartholomew F. Roach.....	977
Frank H. Webber.....	973	James E. Connaughton.....	971
John Shea.....	981	John A. Dooley.....	973
Joseph E. Collins.....	973	William G. Cadigan.....	971
Thomas W. Lehan.....	977	Wilson Ourish.....	972
Daniel J. Donovan.....	973	Daniel J. Desmond.....	972
Timothy J. Murphy.....	976	John P. Hatch.....	972
William A. O'Kane.....	973	Abraham Blumenthal.....	972
Charles S. McEvilla.....	974	William J. Power.....	974
Joseph J. Forrester.....	970		

FOR DELEGATES TO COUNCILLOR CONVENTION, SECOND DISTRICT.

[Entitled to Twenty-one.]

Edward F. Kelley.....	963	Dillon McCormack.....	955
Timothy Coughlin.....	960	Daniel F. Roche.....	956
George J. Regan.....	956	James Edward Baxter.....	957
George J. Neely.....	956	Frank V. Jordan.....	958
Patrick P. Lyons.....	958	Thomas Sullivan.....	956
Dennis J. Connors.....	957	John E. Gill.....	961
Dennis Coholan.....	954	Patrick Moriarty.....	958
John J. Ganey.....	957	J. Thomas Leary.....	957
Henry J. Dixon.....	961	Patrick I. Cotter.....	955
James P. F. O'Neil.....	956	Patrick Geraghty.....	957
James F. Murphy.....	957		

FOR REPRESENTATIVES IN GENERAL COURT.

Leonard V. Bourne.....	212	James P. Reardon.....	178
* Henry J. Dixon.....	646	* John Shea.....	641
Patrick E. Kelleher.....	308		

\* Nominated.

## Ward 21. — Democratic Votes Cast at State Primary, 1905.

## FOR DELEGATES TO STATE CONVENTION.

[Entitled to Thirteen.]

Henry P. Nawn.....	509	Paul H. Kendricken.....	505
Joseph H. O'Neil.....	506	William E. Shay.....	504
Edward Seaver.....	506	Thomas F. Kelly.....	505
Harvey N. Collison.....	504	Abraham Levy.....	504
John L. Kelly.....	508	Harry Lipman.....	502
Edward A. McLaughlin.....	505	Robert Eager, Jr.....	502
William J. Carlin.....	505		

## FOR DELEGATES TO DISTRICT ATTORNEY AND COUNTY COMMISSIONERS CONVENTIONS.

[Entitled to Thirteen.]

Robert E. Maguire.....	503	John F. Monahan.....	496
John Finn.....	498	Thomas A. Murray.....	497
Harry C. Byrne.....	495	John A. Brett.....	497
Irving P. Gammon.....	498	Joseph C. Pelletier.....	499
John D. Berran.....	497	Daniel A. Cronin.....	496
John T. Kennedy.....	498	Patrick Doherty.....	496
Martin P. F. Curley.....	499		

## FOR DELEGATES TO COUNCILLOR CONVENTION, SECOND DISTRICT.

[Entitled to Thirteen.]

Michael F. Shea.....	507	Benjamin Spinoza.....	503
Thomas M. Watson.....	501	Thomas F. Greene.....	502
Patrick Golden.....	501	Jacob Scheinfeldt.....	502
Michael H. Cuddly.....	501	Richard Killian.....	503
John Kiley.....	501	Charles S. Monahan.....	500
Patrick E. Lavey.....	503	James B. Semple.....	500
Thomas J. Leach.....	502		

## FOR REPRESENTATIVES IN GENERAL COURT.

Daniel D. Kearns.....	447	James T. Kenney.....	457
-----------------------	-----	----------------------	-----

### Ward 22. — Democratic Votes Cast at State Primary, 1905.

#### FOR DELEGATES TO STATE CONVENTION.

[Entitled to Fourteen.]

Patrick F. Donovan.....	878	John A. Gerrity.....	843
William J. Nawn.....	855	Daniel P. Carey.....	846
John F. Magee.....	848	George H. Noone.....	848
John H. Nolan.....	848	Hubert H. Guinan.....	840
John A. Furst.....	846	John Kindelon.....	839
Charles J. F. O'Brien.....	851	Louis Messinger.....	840
Frank C. Dolan.....	846	Arthur R. Kenny.....	856

#### FOR DELEGATES TO DISTRICT ATTORNEY AND COUNTY COMMISSIONERS CONVENTIONS.

[Entitled to Fourteen.]

William J. Nawn.....	839	William F. Kelleher.....	817
Patrick F. Donovan.....	845	John B. R. Lyons.....	815
John C. Cunniff.....	816	Edward L. Sullivan.....	823
Charles J. F. O'Brien.....	822	Thomas F. Kilday.....	819
Frank C. Dolan.....	821	George H. Noone.....	820
Henry J. Mock.....	814	Peter J. Leahy.....	816
Matthew T. J. Keenan.....	818	Leo A. Rogers.....	817

#### FOR DELEGATES TO COUNCILLOR CONVENTION, SECOND DISTRICT.

[Entitled to Fourteen.]

Hubert H. Guinan.....	775	Louis Messinger.....	761
Charles J. Travers..	767	James A. Martin.....	770
John A. Furst.....	776	William F. Kelleher.....	767
Arthur R. Keaney.....	771	Patrick T. Flynn.....	769
John A. Gerrity.....	769	Peter F. Boyle.....	771
John J. Kindelon.....	767	James P. A. Nolan.....	776
Matthew T. J. Kennan.....	769	Christian Stier.....	770

#### FOR REPRESENTATIVES IN GENERAL COURT.

James W. Gibbons.....	317	James M. Ryan.....	101
*Jeremiah J. Hourin.....	441	John Young, Jr.....	397
*Jeremiah J. Kelley.....	611		

\*Nominated.

**Ward 23.—Democratic Votes Cast at State Primary, 1905.****FOR DELEGATES TO STATE CONVENTION.**

[Entitled to Thirteen.]

Patrick M. Keating.....	581	John H. Loughlan.....	575
Andrew J. Peters.....	586	John J. Conway.....	588
John A. Coulthurst.....	580	William J. Fallon.....	579
John D. Fallon.....	576	John H. Broderick.....	577
John F. Cronin.....	585	Franklin L. O. Billings.....	573
William Rooney.....	576	J. Porter Crosby.....	573
Thomas Minton.....	587		

**FOR DELEGATES TO DISTRICT ATTORNEY AND COUNTY COMMISSIONERS CONVENTIONS.**

[Entitled to Thirteen.]

John F. Cronin.....	579	John F. McDonald.....	571
William J. Leonard.....	583	Richard J. Cronin.....	574
Bernard A. Dolan.....	570	Joseph H. Hogan.....	562
Daniel J. Ahearn.....	565	Ignatius J. Craffey.....	563
James A. Hussey.....	565	John S. Graham.....	564
James T. Kilroe.....	564	Patrick J. Osborne.....	568
Thomas B. Wellington.....	566		

**FOR DELEGATES TO COUNCILLOR CONVENTION, SECOND DISTRICT.**

[Entitled to Thirteen.]

Patrick J. Osborne.....	545	Daniel F. Regan.....	545
Robert E. Magner.....	541	Paul L. Jepson.....	543
Benjamin F. Tilley.....	540	Thomas H. Mullen.....	542
Jean P. Nickerson.....	543	Robert J. Lomasney.....	541
David M. Flynn.....	541	James T. Dervan.....	541
George Cherry.....	544	John D. Devlne.....	538
Thomas J. Morrissey.....	544		

**FOR REPRESENTATIVES IN GENERAL COURT.**

John J. Conway.....	544	John P. Sheehan.....	543
---------------------	-----	----------------------	-----

Ward 24.—Democratic Votes Cast at State Primary, 1905.

FOR DELEGATES TO STATE CONVENTION.

[Entitled to Fourteen.]

John P. Riley.....	627	John McClusky.....	622
Henry C. Towle.....	622	Patrick F. Burke.....	617
Michael E. Flynn.....	628	Luke McDermott.....	613
John F. Hurley.....	618	Thomas G. O'Connor.....	617
William E. Bell.....	615	Timothy F. Dugan.....	613
Daniel J. Sullivan.....	624	Robert Gallagher.....	615
Thomas H. Meade.....	615	Thomas L. Ormsby.....	614

FOR DELEGATES TO DISTRICT ATTORNEY AND COUNTY COMMISSIONERS CONVENTIONS.

[Entitled to Fourteen.]

Michael E. Flinn.....	629	William A. Chamberlain.....	609
Jeremiah J. Coffey.....	614	Edward F. Kearns.....	613
James T. O'Brien.....	614	John D. Donnelly.....	614
Dennis J. Driscoll.....	622	Thomas J. Jennings.....	609
John W. Manley.....	613	James M. Broderick.....	609
Patrick A. Sweeney.....	616	John B. Thatcher.....	606
Michael C. Broughal.....	609	Cornelius Rahilly.....	611

FOR DELEGATES TO COUNCILLOR CONVENTION, SECOND DISTRICT.

[Entitled to Fourteen.]

Edward J. McGovern.....	618	Patrick A. Sheehan.....	611
Hugh W. Cameron.....	608	James D. Mullen.....	610
Thomas A. Horan.....	610	John E. Driver.....	611
Peter McManus.....	606	Joseph J. O'Brien.....	612
Patrick J. Kennedy.....	615	William D. McLaughlin.....	611
Edward F. Galvin.....	611	Bernard Gallagher.....	608
James W. Doran.....	608	James H. Flanagan.....	615

FOR REPRESENTATIVES IN GENERAL COURT.

Robert Gallagher.....	570	Frederick L. Williams.....	524
-----------------------	-----	----------------------------	-----



## Ward 25.—Democratic Votes Cast at State Primary, 1905.

## FOR DELEGATES TO STATE CONVENTION.

[Entitled to Twelve.]

John H. Lee.....	703	George A. Wilson.....	668
John H. Brogie.....	678	Josiah S. Dean.....	671
Thomas J. Young.....	676	William J. Smith.....	668
Patrick F. Carley.....	682	Timothy Daly.....	671
William J. Driscoll.....	673	Robert Campbell.....	676
Michael R. Murphy.....	684	Frank Grinley.....	680

## FOR DELEGATES TO DISTRICT ATTORNEY AND COUNTY COMMISSIONERS CONVENTIONS.

[Entitled to Twelve.]

Francis Burke.....	656	Peter Duggan.....	648
Daniel H. Coakley.....	658	John F. Moran.....	651
John Burke.....	650	John J. Lane.....	647
Daniel F. Gunn.....	647	Michael Kiernan.....	645
George F. Mitchell.....	651	James S. Kelly.....	651
James J. Lyons.....	648	John T. Scully, Jr.....	656

## FOR REPRESENTATIVES IN GENERAL COURT.

* Allen Clark, Jr.....	430	John H. Crane.....	97
* Michael J. Coyle.....	465	Francis B. McKinney.....	429

\* Nominated.

## Democratic Votes Cast for Councillor, State Primary, 1905.

## FOURTH DISTRICT.

WARDS.	MICHAEL J. SULLIVAN.	All Others.
2 .....	1,846	.....
6 .....	1,326	.....
7 .....	798	.....
8 .....	863	.....
9 .....	835	.....
10 .....	231	.....
11 .....	215	.....
12 .....	569	.....
13 .....	1,589	2
14 .....	2,228	.....
15 .....	1,647	.....
17 .....	1,339	.....
18 .....	1,221	.....
19 .....	1,491	.....
25 .....	646	.....
<b>Totals</b> .....	<b>16,844</b>	<b>2</b>

**Democratic Votes Cast for Senators at State Primary, 1905.****FIRST SUFFOLK DISTRICT.**

[The balance of this District comprises Chelsea, Revere and Winthrop.]

	Ward 1.
James E. Bagley.....	1
John Brant.....	1
Joe Dalton.....	1
James C. Flynn.....	1
Thomas A. Niland.....	1
Bernard C. Plunket.....	1
Thomas F. Rice.....	1

**SECOND SUFFOLK DISTRICT.**

[The balance of this District comprises Ward 3 of Cambridge.]

	Ward 3.	Ward 4.	Ward 5.	Totals.
* James J. Mellen.....	1,206	681	669	2,556
George F. Monohan.....	741	726	765	2,232
All others.....	—	—	1	1

**THIRD SUFFOLK DISTRICT.**

	Ward 2.	Ward 6.	Ward 8.	Total.
William Taylor.....	1,881	1,301	863	4,045

**FOURTH SUFFOLK DISTRICT.**

	Ward 7.	Ward 9.	Ward 17.	Total.
John J. Gartland.....	796	842	1,329	2,967

**FIFTH SUFFOLK DISTRICT.**

	Ward 10.	Ward 12.	Ward 18.	Totals.
* David D. Leahy.....	212	576	691	1,479
Ignatius S. McDonough.....	52	61	552	665

**SIXTH SUFFOLK DISTRICT.**

	Ward 13.	Ward 14.	Ward 15.	Totals.
Thomas J. Collins.....	1,354	659	946	2,959
* Edward L. Logan.....	821	1,498	1,195	3,514

**SEVENTH SUFFOLK DISTRICT.**

	Ward 16.	Ward 20.	Ward 24.	Totals.
* John F. Cusick.....	831	655	432	1,918
Patrick F. McDonald.....	563	412	199	1,174

**EIGHTH SUFFOLK DISTRICT.**

	Ward 21.	Ward 22.	Ward 23.	Totals.
James J. Fitzmorris.....	410	300	97	807
* Joseph J. Leonard.....	91	628	483	1,202

**NINTH SUFFOLK DISTRICT.**

	Ward 11.	Ward 19.	Ward 25.	Totals.
* John J. Flanagan.....	58	919	232	1,209
Francis Monahan.....	79	467	371	917
Parker D. Morris.....	97	574	79	750
All others.....	—	1	—	1

\* Nominated.

**Democratic Votes Cast for State Committee, State Primary, 1905.****FIRST SUFFOLK DISTRICT.**

[The balance of this District comprises Chelsea, Revere and Winthrop.]

	Ward 1.
John Brant.....	489

**SECOND SUFFOLK DISTRICT.**

[The balance of this District comprises Ward 3 of Cambridge.]

	Ward 3.	Ward 4.	Ward 5.	Totals.
Manuel Andrew. ....	595	297	321	1,213
* John C. Hurley.....	840	767	843	2,450

**THIRD SUFFOLK DISTRICT.**

	Ward 2.	Ward 6.	Ward 8.	Total.
Philip J. McGonagle.....	1,787	1,339	861	3,987

**FOURTH SUFFOLK DISTRICT.**

	Ward 7.	Ward 9.	Ward 17.	Total.
Thomas C. Murphy.....	749	829	1,087	2,665

**FIFTH SUFFOLK DISTRICT.**

	Ward 10.	Ward 12.	Ward 18.	Total.
Francis M. Carroll.....	217	541	1,079	1,837

**SIXTH SUFFOLK DISTRICT.**

	Ward 13.	Ward 14.	Ward 15.	Total.
John J. Teevens, Jr.....	1,430	2,187	1,404	5,021

**SEVENTH SUFFOLK DISTRICT.**

	Ward 16.	Ward 20.	Ward 24.	Total.
John P. Riley.....	863	851	544	2,258
All others.....	1	1	—	2

**EIGHTH SUFFOLK DISTRICT.**

	Ward 21.	Ward 22.	Ward 23.	Total.
Edward F. McSweeney.....	453	672	484	1,609

**NINTH SUFFOLK DISTRICT.**

	Ward 11.	Ward 19.	Ward 25.	Totals.
John H. Lee.....	206	1,345	641	2,192
All others.....	1	—	—	1

\* Elected.

## Number of Democratic Ballots Cast at State Primary, 1905.

WARDS.	PRECINCTS.												Totals.
	1.	2.	3.	4.	5.	6.	7.	8.	9.	10.	11.	12.	
1.....	40	23	31	37	101	148	179	156	51	.....	.....	.....	766
2.....	286	161	241	267	248	227	448	314	.....	.....	.....	.....	2,192
3.....	178	366	322	465	407	317	.....	.....	.....	.....	.....	.....	2,055
4.....	332	140	250	296	349	208	.....	.....	.....	.....	.....	.....	1,575
5.....	164	377	333	120	343	225	.....	.....	.....	.....	.....	.....	1,562
6.....	178	248	252	263	255	38	236	166	.....	.....	.....	.....	1,636
7.....	68	134	216	141	343	270	.....	.....	.....	.....	.....	.....	1,172
8.....	187	142	46	183	145	220	.....	.....	.....	.....	.....	.....	923
9.....	95	137	126	181	100	79	166	.....	.....	.....	.....	.....	884
10.....	96	53	26	17	8	11	19	48	18	.....	.....	.....	296
11.....	31	47	162	36	10	6	5	2	20	.....	.....	.....	259
12.....	42	27	96	73	58	227	184	.....	.....	.....	.....	.....	707
13.....	285	287	239	312	330	278	373	325	.....	.....	.....	.....	2,429
14.....	391	430	243	236	259	197	303	287	.....	.....	.....	.....	2,346
15.....	208	443	330	247	338	224	295	259	.....	.....	.....	.....	2,344
16.....	190	315	431	141	184	50	312	.....	.....	.....	.....	.....	1,623
17.....	239	264	113	164	228	241	311	363	208	.....	.....	.....	2,131
18.....	268	184	95	249	374	370	.....	.....	.....	.....	.....	.....	1,540
19.....	265	169	358	329	136	191	351	256	182	.....	.....	.....	2,237
20.....	106	100	151	224	123	158	85	36	83	30	59	.....	1,155
21.....	57	136	50	39	55	38	66	31	70	.....	.....	.....	542
22.....	141	277	221	97	219	38	40	166	.....	.....	.....	.....	1,199
23.....	33	145	167	109	74	27	24	16	63	.....	.....	.....	658
24.....	130	60	52	69	56	84	41	26	45	38	69	49	719
25.....	107	21	40	149	179	136	206	.....	.....	.....	.....	.....	838
Grand total.....													33,788



REPUBLICAN VOTES CAST AT  
STATE PRIMARY.

### Ward 1.—Republican Votes Cast at State Primary, 1905.

#### FOR DELEGATES TO STATE CONVENTION.

[Entitled to Thirteen.]

John L. Bates.....	924	Thomas Kellough.....	901
Ainsley R. Hooper.....	911	Harry Hamilton.....	902
Charles T. Witt.....	910	Charles F. Parker.....	900
A. Dudley Bagley.....	908	Edward G. Graves.....	902
Frank C. Wood.....	910	James Frame.....	902
James A. Cochran.....	907	Thomas B. Grimes.....	908
J. Henry Stevenson.....	905		

#### FOR DELEGATES TO DISTRICT ATTORNEY AND COUNTY COMMISSIONERS CONVENTIONS.

[Entitled to Thirteen.]

John Marno.....	890	William E. Dingwell.....	882
Horace W. Rand.....	885	Thomas L. Burnett.....	881
George H. Battis.....	890	Walter J. Hendrick.....	879
Walter F. Burk.....	884	William E. Foster.....	880
Robert Chaffee.....	880	Edwin G. Brown.....	885
Thomas Rogers.....	882	Albert E. Low.....	888
Linville H. Higgins.....	881	All others.....	1

#### FOR DELEGATES TO COUNCILLOR CONVENTION, THIRD DISTRICT.

[Entitled to Thirteen.]

John A. Campbell.....	881	Frank P. Waters.....	880
George E. Leet.....	877	Willis B. McMichael.....	871
Edward C. R. Bagley.....	883	John M. Simpson.....	875
Augustus L. Tallman.....	879	Carlton W. Crocker.....	881
George S. Webster.....	875	Robert Hodson, Jr.....	870
William A. Maxwell.....	876	Frank C. Kenney.....	875
Gideon L. Rumney.....	878	All others.....	1

#### FOR REPRESENTATIVES IN GENERAL COURT.

Robert J. Gove.....	597	* Gilbert M. Stalker.....	602
Lewis B. McKie.....	597		

\* Nominated.



**Ward 2. — Republican Votes Cast at State Primary, 1905.**

## FOR DELEGATES TO STATE CONVENTION.

[Entitled to Four.]

Joseph J. Dennison .....	99		Alfred L. Whitney.....	97
Frederick W. Proctor, Jr.....	95		Isaac Silverman .....	96

## FOR DELEGATES TO DISTRICT ATTORNEY AND COUNTY COMMISSIONERS CONVENTIONS.

[Entitled to Four.]

Charles West.....	97		Charles E. Paterson .....	98
Paul K. Olufson .....	96		Andrew P. Fisher.....	96

## FOR REPRESENTATIVES IN GENERAL COURT.

Joseph J. Dennison.....	95		Charles E. Paterson.....	92
-------------------------	----	--	--------------------------	----

**Ward 3. — Republican Votes Cast at State Primary, 1905.**

## FOR DELEGATES TO STATE CONVENTION.

[Entitled to Three.]

Edward H. Carter.....	54		Henry H. Chandler.....	54
Edwin A. White.....	55			

## FOR DELEGATES TO DISTRICT ATTORNEY AND COUNTY COMMISSIONERS CONVENTIONS.

[Entitled to Three.]

William E. White.....	55		Benjamin F. Bowditch.....	53
Charles E. Berry.....	54			

## FOR DELEGATES TO COUNCILLOR CONVENTION, THIRD DISTRICT.

[Entitled to Three.]

William P. Bryant....	55		Hugh R. Holmes.....	54
Harry E. Carter .....	54			

## FOR REPRESENTATIVES IN GENERAL COURT.

Dearborn F. Richards.....	54		Alfred I. Woodbury.....	54
---------------------------	----	--	-------------------------	----

**Ward 4. — Republican Votes Cast at State Primary, 1905.**

**FOR DELEGATES TO STATE CONVENTION.**

[Entitled to Three.]

Mark E. Smith.....	60		William H. Oakes.....	63
Mellen Jose.....	62			

**FOR DELEGATES TO DISTRICT ATTORNEY AND COUNTY COMMISSIONERS CONVENTIONS.**

[Entitled to Three.]

William H. Preble.....	62		Henry S. Pike .....	60
Frank B. Cotton.....	62			

**FOR DELEGATES TO COUNCILLOR CONVENTION, THIRD DISTRICT.**

[Entitled to Three.]

John M. Pitman .....	62		Frederick A. Silva.....	59
Frank M. Lucas .....	59			

**FOR REPRESENTATIVES IN GENERAL COURT.**

Gardner Bates.....	61		Frank L. Omond.....	58
--------------------	----	--	---------------------	----

**Ward 5. — Republican Votes Cast at State Primary, 1905.**

**FOR DELEGATES TO STATE CONVENTION.**

[Entitled to Three.]

Augustus A. Fales.....	55		Nelson M. Wood.....	54
Edward M. Heustis.....	53			

**FOR DELEGATES TO DISTRICT ATTORNEY AND COUNTY COMMISSIONERS CONVENTIONS.**

[Entitled to Three.]

William O. D. Grace.....	45		Albert S. Putnam.....	45
Warren B. Hadley.....	45			

**FOR DELEGATES TO COUNCILLOR CONVENTION, THIRD DISTRICT.**

[Entitled to Three.]

William O. D. Grace.....	55		George H. Ingalls.....	54
Warren B. Hadley.....	54			

**FOR REPRESENTATIVES IN GENERAL COURT.**

Edwin A. Lamkin.....	51		Charles E. Winston .....	52
----------------------	----	--	--------------------------	----

**Ward 6. — Republican Votes Cast at State Primary, 1905.**

FOR DELEGATES TO STATE CONVENTION.

[Entitled to Four.]

Walter S. Munro.....	216		Albert Hurwitz.....	216
Virgilio Lombardi.....	215		Jerome A. Petitti.....	217

FOR DELEGATES TO DISTRICT ATTORNEY AND COUNTY COMMISSIONERS CONVENTIONS.

[Entitled to Four.]

Saverio R. Romano.....	212		Harwood S. Palmer.....	211
Samuel L. Bailen.....	211		Nicholas Petitti.....	211

FOR REPRESENTATIVES IN GENERAL COURT.

Henry D. Howie.....	198		Saverio R. Romano.....	193
---------------------	-----	--	------------------------	-----

**Ward 7. — Republican Votes Cast at State Primary, 1905.**

FOR DELEGATES TO STATE CONVENTION.

[Entitled to Three.]

Abraham C. Ratschesky.....	59		Ernest C. Wagner.....	63
John G. Munro.....	61			

FOR DELEGATES TO DISTRICT ATTORNEY AND COUNTY COMMISSIONERS CONVENTIONS.

[Entitled to Three.]

George W. Green.....	62		Henry Seibert.....	63
Alexander A. Macdonald.....	62			

FOR REPRESENTATIVES IN GENERAL COURT.

* Louis Giardino.....	41		William H. Hersey.....	18
* Thomas W. Hayes.....	52			

\* Nominated.

**Ward 8. — Republican Votes Cast at State Primary, 1905.**

## FOR DELEGATES TO STATE CONVENTION.

[Entitled to Four.]

Hyman Zarling .....	76	Morris Sanders .....	75
Hammond T. Fletcher.....	75	Louis Davis.....	76

## FOR DELEGATES TO DISTRICT ATTORNEY AND COUNTY COMMISSIONERS CONVENTIONS.

[Entitled to Four.]

Hyman Zarling.....	74	Morris Sanders..	73
Moses I. F. Reuben.....	74	Hammond T. Fletcher.....	73

## FOR REPRESENTATIVES IN GENERAL COURT.

No Nominations.

**Ward 9. — Republican Votes Cast at State Primary, 1905.**

## FOR DELEGATES TO STATE CONVENTION.

[Entitled to Four.]

<i>First Group.</i>		<i>* Second Group.</i>	
Edgar H. Emerson.....	23	Henry C. Richardson.....	64
William B. Cutler.....	21	James F. Morgan ,.....	62
Donald J. Hayes.....	20	Frank Keezer.....	62
George H. Todd .....	22	Edward W. Gardner.....	64

\* Elected.

## FOR DELEGATES TO DISTRICT ATTORNEY AND COUNTY COMMISSIONERS CONVENTIONS.

[Entitled to Four.]

Rodney F. Payrow .....	116	Jeremiah F. Sullivan.....	118
Alexander M. Barr .....	116	James F. Morgan.....	117

## FOR REPRESENTATIVES IN GENERAL COURT.

Frederick A. H. Bennett.....	2	Sherman A. Swift.....	2
Edgar H. Emerson. ....	2	Charles C. Wolfenden .....	1
Abraham Myers.....	1		

No Nominations.

## Ward 10.—Republican Votes Cast at State Primary, 1905.

## FOR DELEGATES TO STATE CONVENTION.

[Entitled to Twelve.]

*\* First Group.**Second Group.*

John C. Haynes.....	424	Charles J. Page....	158
Charles H. Innes.....	431	Edward N. Lacey.....	155
Lee R. Pittinger.....	423	W. Edwin Ulmer.....	155
Malcolm E. Nichols.....	427	Otis Mason Jasper.....	156
James H. Phelan.....	425	Leander A. Getchell.....	155
William H. Davis.....	425	James A. Merritt.....	155
William J. Conlon.....	425	Walter M. Lougee.....	156
William H. Hardy.....	427	Eugene P. Whittier.....	157
Ralph A. Warden.....	422	Gustavus F. Walker.....	155
Patrick J. Guerin.....	425	George Martin Taylor.....	156
John Stuart Barrows.....	424	H. Frank Hollenbeck.....	156
Freeman C. Hersey.....	425	Lewis D. Thorpe.....	155

\*Elected.

## FOR DELEGATES TO DISTRICT ATTORNEY AND COUNTY COMMISSIONERS CONVENTIONS.

[Entitled to Twelve.]

David T. Montague.....	629	William F. Clerke.....	619
Herbert E. Chase.....	624	James F. Connor.....	618
William S. Rawding.....	619	Forest E. Starr.....	621
J. William Nagle.....	618	Charles W. M. Williams.....	625
Edward C. Wllson.....	620	Jesse W. Morton.....	621
J. Henderson Allston.....	620	Clarence W. Rowley.....	621

## FOR REPRESENTATIVES IN GENERAL COURT.

Freeman O. Emerson... ..	323	*J. Bernard Ferber.....	610
*George H. Moore.....	660		

\*Nominated.

### Ward 11.—Republican Votes Cast at State Primary, 1905.

#### FOR DELEGATES TO STATE CONVENTION.

[Entitled to Fifteen.]

<i>* First Group.</i>		<i>Second Group.</i>	
Edwin U. Curtis.....	401	Stephen M. Crosby.....	302
Edward C. Johnson.....	400	Henry C. Jackson.....	299
George Holden Tinkham.....	400	Edward H. Dunn.....	299
David E. Crawford.....	398	D. Webster King.....	296
George Buckle.....	397	Frank W. Hunt.....	296
Charles E. Parmelee.....	399	Charles F. Dowse.....	294
Frank H. Briggs.....	396	John McGaw.....	295
J. Edward Mullen.....	395	Freeman Hinckley.....	295
Frederick F. Smith.....	399	Stanley Ruffin.....	294
Robert Homans.....	395	Charles A. Proctor.....	295
William F. Stewart.....	395	Joseph H. Goodspeed.....	297
Franklin F. Roundy.....	395	Noah W. Jordan.....	297
Guy Murchie.....	395	S. Reed Anthony.....	296
Jeremiah Williams.....	395	Albert Ivins Croll.....	297
William H. Chipman.....	396	Oliver M. Wentworth.....	299

\*Elected.

#### FOR DELEGATES TO DISTRICT ATTORNEY AND COUNTY COMMISSIONERS CONVENTION.

[Entitled to Fifteen.]

Charles P. Curtis, Jr.....	613	Robert S. Barlow.....	607
Karl Adams.....	608	George E. Hills.....	607
Charles H. Tyler.....	604	Lawrence M. Stockton.....	612
George E. Bonney.....	606	George S. Selfridge.....	605
D. Chauncey Brewer.....	606	Robert L. Raymond.....	606
Charles T. Rawson.....	607	James M. Olmstead.....	606
Arthur E. Burr.....	603	Horace G. Pender.....	605
Robert B. Stone.....	605		

#### FOR REPRESENTATIVES IN GENERAL COURT.

* March G. Bennett.....	624		* Louis A. Frothingham.....	645
All Others.....			1	

\* Nominated.

## Ward 12. — Republican Votes Cast at State Primary, 1905.

## FOR DELEGATES TO STATE CONVENTION.

[Entitled to Ten.]

<i>* First Group.</i>		<i>Second Group.</i>	
John H. Colby.....	257	Thomas J. Olys.....	137
John G. Moseley.....	253	George A. Neal.....	141
Arthur Willis.....	251	Christopher C. Ryder.....	125
Joseph Uhrig.....	233	John M. Leach.....	121
John S. Slater.....	252	John Therrien.....	121
John B. McGregor.....	250	William Webster Laurence.....	121
Frank E. Kimball.....	230	William E. Pratt.....	122
Edward F. Allen.....	252	George B. Hughson.....	121
Isreal Rue.....	251	Arthur B. Fitzmaurice.....	120
Charles J. Lord.....	253	John W. Holland.....	124

\* Elected.

## FOR DELEGATES TO DISTRICT ATTORNEY AND COUNTY COMMISSIONERS CONVENTIONS.

[Entitled to Ten.]

James M. Douglass.....	503	Robert M. Tenny.....	496
George E. Lovett.....	497	Charles A. Record.....	492
William J. Gillespie.....	498	Julius C. W. Jones.....	498
Solomon Ascher.....	495	Richard A. Nagle.....	498
Otis T. Simonds.....	493	Aubrey Mortimer.....	492

## FOR REPRESENTATIVES IN GENERAL COURT.

* Frank E. Gaylord.....	323	Nathan B. MacLoud.....	173
John W. Holland.....	37	* Charles W. Paradise.....	316
O. Edward Kane.....	152		

\* Nominated.

## Ward 13. — Republican Votes Cast at State Primary, 1905.

## FOR DELEGATES TO STATE CONVENTION.

[Entitled to Two.]

E. Mertain Hatch.....	47	Charles H. Turner.....	46
-----------------------	----	------------------------	----

## FOR DELEGATES TO DISTRICT ATTORNEY AND COUNTY COMMISSIONERS CONVENTIONS.

[Entitled to Two.]

Charles E. Forslund.....	42	Charles J. Geier, Jr.....	41
--------------------------	----	---------------------------	----

## FOR REPRESENTATIVES IN GENERAL COURT.

Johan C. Johanson.....	44	William Moffitt.....	46
------------------------	----	----------------------	----

**Ward 14. — Republican Votes Cast at State Primary, 1905.**

**FOR DELEGATES TO STATE CONVENTION.**

[Entitled to Six.]

<i>* First Group.</i>		<i>Second Group.</i>	
Elisha S. Boland.....	135	James Lewis.....	60
Milton C. Paige.....	159	Ralph M. Cole.....	59
George F. Lawley.....	125	Howard Frisbee.....	58
George W. Tower.....	127	Charles M. Callam.....	58
Ernst Hormel.....	126	Winfred B. Bancroft.....	61
Charles Van Stone.....	128	Frank R. Fitzgerald.....	57

\* Elected.

**FOR DELEGATES TO DISTRICT ATTORNEY AND COUNTY COMMISSIONERS CONVENTION.**

[Entitled to Six.]

Samuel E. Paige.....	328	Charles E. Senna.....	328
Albert Bencks .....	328	Lewis J. Marsters.....	328
Henry Brookshaw.....	328	John F. Perkins.....	328

**FOR REPRESENTATIVES IN GENERAL COURT.**

Arthur H. Farrell.....	320	William H. Wetmore. ....	317
------------------------	-----	--------------------------	-----

**Ward 15. — Republican Votes Cast at State Primary, 1905.**

**FOR DELEGATES TO STATE CONVENTION.**

[Entitled to Four,]

John S. Godfrey.....	150	Robert Kershaw.....	152
Elisha W. Goldthwait .....	154	Frank E. Willis.....	154

**FOR DELEGATES TO DISTRICT ATTORNEY AND COUNTY COMMISSIONERS CONVENTIONS.**

[Entitled to Four.]

Winfield E. Clogston. ....	148	William E. Bartlett.....	150
Charles H. Lowry.....	148	J. W. F. Willson.....	147

**FOR REPRESENTATIVES IN GENERAL COURT.**

Alexander Levis.....	129	William R. Taylor.....	155
----------------------	-----	------------------------	-----



**Ward 16.—Republican Votes Cast at State Primary, 1905.**

FOR DELEGATES TO STATE CONVENTION.

[Entitled to Seven.]

Richard C. Humphreys.....	300	Benjamin P. Hutchinson.....	297
Frank A. Crossman.....	298	Frank S. Atwood.....	300
Herbert L. Wells.....	298	Ernest Nixon.....	298
Wilbur N. Shelton.....	298		

FOR DELEGATES TO DISTRICT ATTORNEY AND COUNTY COMMISSIONERS CONVENTIONS.

[Entitled to Seven.]

Benjamin P. Hutchinson.....	298	Frederic H. Newton.....	299
Wilbur N. Shelton.....	300	Alfred M. Richardson.....	298
Guy E. Clifford.....	299	William A. Norcott.....	297
George B. Darrow.....	299		

FOR DELEGATES TO COUNCILLOR CONVENTION, SECOND DISTRICT.

[Entitled to Seven.]

Frank S. Atwood.....	296	Eric H. Hagberg.....	294
William A. Norcott.....	294	Samuel C. Rowell.....	295
Benjamin P. Hutchinson.....	293	Harry J. Besarick.....	292
James H. Clapp.....	293		

FOR REPRESENTATIVES IN GENERAL COURT.

*James F. Davern.....	166	Michael J. Lynch.....	60
William C. Gabel.....	100	*Charles H. S. Robinson.....	243

\* Nominated.

**Ward 17.—Republican Votes Cast at State Primary, 1905.**

FOR DELEGATES TO STATE CONVENTION.

[Entitled to Five.]

Alfred A. Burnham.....	102	C. Edwin Miles.....	103
Arthur C. Wiggin.....	103	Charles R. Fuller.....	103
Frank S. Waterman.....	104		

FOR DELEGATES TO DISTRICT ATTORNEY AND COUNTY COMMISSIONERS CONVENTIONS.

[Entitled to Five.]

William M. Humphreys.....	101	George E. Burnham.....	103
James H. Mugridge.....	101	Elmer E. Clark.....	100
Adelva H. Wood.....	103		

FOR REPRESENTATIVES IN GENERAL COURT.

George A. Lowe.....	96	Herbert D. Sterling.....	102
---------------------	----	--------------------------	-----

## Ward 18.—Republican Votes Cast at State Primary, 1905.

## FOR DELEGATES TO STATE CONVENTION.

[Entitled to Seven.]

<i>First Group.</i>		<i>Second Group.</i>	
* Charles B. Woolley.....	133	Jesse F. Nadeau.....	119
* Albert E. Taylor.....	132	Charles H. Seales.....	125
Anthony A. Portlock.....	125	Joseph P. Ternan.....	118
* John P. Geishecker.....	129	Frank Hill.....	122
* Frank G. Arnold.....	127	Charles H. Barker..	123
* Clarence H. Robinson.....	127	Eugene A. Jackson....	123
* Charles L. J. Nissen.....	126	Gustave Celler.....	120

\* Elected.

## FOR DELEGATES TO DISTRICT ATTORNEY AND COUNTY COMMISSIONERS CONVENTIONS.

[Entitled to Seven.]

<i>First Group.</i>		<i>Second Group.</i>	
* Frederick S. Johnston.....	120	* William J. Johnstone.....	120
William H. Duncan.....	112	John H. Hemsley.....	118
Armstead P. Jones.....	115	* Francis S. C. Bullard.....	120
Jeffrey C. Holmes.....	111	* Daniel D. Plckard.....	125
Carl W. Geeler, Jr.....	112	* Jordan H. Burwell.....	120
John S. Foster.....	111	* William M. Paterson.....	121
J. Frank Drown.....	116	* Jacob S. Bergh.....	121

\* Elected.

## FOR REPRESENTATIVES IN GENERAL COURT.

* Henry A. Brown.....	267	James A. Watson.....	2
* Louis Ehrets.....	5		

\* Nominated.

## Ward 19. — Republican Votes Cast at State Primary, 1905.

## FOR DELEGATES TO STATE CONVENTION.

[Entitled to Five.]

<i>*First Group.</i>		<i>Second Group.</i>	
Lorenzo D. F. Marston.....	131	Alexander M. Gay.....	63
Gustavus J. Esselen.....	137	Frank L. Lakeman. ....	61
James P. Fox.....	134	Richard Holmès.....	62
Charles W. Harrington.....	133	Archibald T. Blair;.....	62
Edward A. Janse.....	132	John B. Von Euw.....	62

\* Elected.

## FOR DELEGATES TO DISTRICT ATTORNEY AND COUNTY COMMISSIONERS CONVENTIONS.

[Entitled to Five.]

John Holmes.....	176	William M. Murphy.....	176
Daniel Noonan.....	176	James E. Smith.....	177
Charles T. Grant.....	179		

## FOR REPRESENTATIVES IN GENERAL COURT.

John B. Cassidy.....	1	William E. Walker.....	1
Joseph Esselen.....	1	Charles F. Wetherby.....	1
Charles Liffler.....	1	Cleveland D. Witherbee.....	1
* Frank Tucker.....	4	* Cleveland F. Witherby.....	2
Cornelius Vanderpel.....	1		

\* Nominated.

### Ward 20. — Republican Votes Cast at State Primary, 1905.

#### FOR DELEGATES TO STATE CONVENTION.

[Entitled to Twenty-one.]

<i>First Group.</i>		<i>* Second Group.</i>	
I. Austin Bassett.....	676	Eldridge Torrey.....	732
William G. Waitt.....	675	William H. Turner .....	728
Elmer G. Foster.....	677	Archibald T. Davison.....	731
Edward B. Wilder.....	672	C. Frank Osman.....	729
Lyman Spalding.....	676	James Howell.....	731
Russell B. Miller.....	674	John K. Berry.....	727
William W. Towle.....	673	Edwin S. Woodbury.....	728
Frederick A. Vinal.....	673	Frederic W. Bliss.....	726
William J. Tyler.....	675	Fred A. Wright.....	727
Charles H. Davis.....	672	Wilbur F. Adams.....	727
Thomas W. Curtis.....	673	George R. Miller.....	728
Tilton S. Bell.....	677	Thomas A. McQuade.....	728
William Hoag.....	673	Thomas H. Keenan.....	727
Walter H. Smith.....	673	William S. Bramhall.....	726
William Hunt.....	673	George A. Jones.....	725
Charles N. Norwood .....	672	Benjamin A. Ham.....	730
Amos J. Gordon.....	673	Walter V. Fletcher .....	726
James P. Magenis.....	675	J. Mitchel Galvin.....	727
Charles A. Malley.....	678	Edmund F. Snow.....	727
George T. Hartford.....	672	Chester T. Greenwood.....	729
Louis K. Brown.....	674	William Kelly.....	727

\*Elected.

#### FOR DELEGATES TO DISTRICT ATTORNEY AND COUNTY COMMISSIONERS CONVENTIONS.

[Entitled to Twenty-one.]

John K. Berry.....	1,469	Lewis G. Grossman .....	1,465
James A. Lamont.....	1,465	Walter I. Conary.....	1,465
John Nixon.....	1,467	John Simpson.....	1,464
Edmund T. Lamb .....	1,466	Noah N. Wood.....	1,465
Melville F. Rogers.....	1,464	William F. Schallenbach .....	1,468
Harry W. Lincoln.....	1,467	Thomas Preen.....	1,464
Walter L. Hayes.....	1,467	George E. Forster.....	1,466
William F. Mitchell.....	1,465	Clarence H. Knight.....	1,464
J. Waldo Pond.....	1,466	Gilbert H. Smith.....	1,465
Frank W. Merrick.....	1,466	King D. Porter.....	1,464
Bertram J. Watson.....	1,466		

#### FOR DELEGATES TO COUNCILLOR CONVENTION, SECOND DISTRICT.

[Entitled to Twenty-one.]

William H. Minot.....	1,435	William Shipp, Jr.....	1,438
Thomas C. Bachelder.....	1,438	Edwin S. Gillespie.....	1,435
Walter D. Loring.....	1,435	William Smith, Jr.....	1,434
Charles A. Clark.....	1,434	George T. Hartford.....	1,433
Charles Pratt.....	1,435	Lewis G. Grossman.....	1,434
George E. Forster.....	1,433	Henry T. Curtis.....	1,434
Fred G. Smith .....	1,436	Harry W. Lincoln.....	1,433
William S. Bramhall.....	1,437	John Nixon.....	1,433
Thomas A. McQuade.....	1,433	Fred H. Sanders.....	1,433
Henry E. Bowden.....	1,434	John Simpson.....	1,433
William Loring.....	1,433		

#### FOR REPRESENTATIVES IN GENERAL COURT.

* Thomas Leavitt.....	827	Thomas M. Vinson.....	751
Charles E. Stevens.....	198	George O. Wood.....	505
* Frank W. Thayer.....	764		

\* Nominated.

## Ward 21.—Republican Votes Cast at State Primary, 1905.

## FOR DELEGATES TO STATE CONVENTION.

[Entitled to Fifteen.]

*\* First Group.**Second Group.*

William W. Davis.....	467	Henry <sup>d</sup> D. Forbes.....	168
John Carr.....	466	Frank N. Nay.....	168
Frederic W. Rugg.....	467	Dependence S. Waterman.....	170
George H. Waterman.....	466	Edward W. King.....	169
George A. Brackett.....	465	Frank E. Granger.....	168
John S. Richardson.....	467	Charles C. Ferris.....	168
Joel L. Bacon.....	465	Henry L. Weinz.....	169
James H. Neal.....	464	Charles A. Savory.....	169
Fred A. Emery.....	465	Hale Mason.....	169
Abraham K. Cohen.....	463	Charles R. Houston.....	169
Richard F. Andrews.....	465	Frederick K. Lovejoy.....	169
Clarence W. Starratt.....	462	Job E. Gaskin.....	168
Frederick W. Klemm.....	463	Frank C. Bell.....	168
George M. Scates.....	462	George A. Taintor.....	166
Edmund Weber.....	469	J. Howard Thurlow.....	168

\* Elected.

## FOR DELEGATES TO DISTRICT ATTORNEY AND COUNTY COMMISSIONERS CONVENTIONS.

[Entitled to Fifteen.]

Horace G. Allen.....	930	Samuel O. Reinstein.....	929
Francis A. Perry.....	927	William N. Hackett.....	928
Clarence A. Pendleton.....	929	George C. Conant.....	929
Samuel H. Calderwood.....	928	Julius Nelson.....	928
Thomas F. Boleman.....	929	George A. Moorehouse.....	929
William B. Dobbins.....	929	John W. Bright.....	932
Charles A. Rowell.....	928	Cuvier G. Greene.....	928
William J. Dooley.....	928		

## FOR DELEGATES TO COUNCILLOR CONVENTION, SECOND DISTRICT.

[Entitled to Fifteen.]

Irving B. Vose.....	949	Fred L. Howard.....	947
William Allen White.....	947	Charles H. Porter, Jr.....	947
Silas W. Brackett.....	947	Robert W. McNinch.....	947
Frederick W. Allen.....	948	Samuel H. L'Heureux.....	947
Robert H. Lovering.....	947	William L. Russell.....	947
Samuel R. Hall.....	947	James Mouncey.....	947
Louis A. Anderson.....	947	Herbert G. Brooks.....	947
Henry S. Fisher.....	947		

## FOR REPRESENTATIVES IN GENERAL COURT.

* Fred E. Bolton.....	795	* Edwin T. McKnight.....	731
Sherwin L. Cook.....	475		

\* Nominated.

**Ward 22.—Republican Votes Cast at State Primary, 1905.**

**FOR DELEGATES TO STATE CONVENTION.**

[Entitled to Eleven.]

Eugene N. Foss.....	404	Ludwig Bayer.....	407
Samuel B. Capen.....	406	Arthur A. Maxwell.....	406
Thomas L. Livermore.....	402	Gottlieb Gehrung.....	409
Thomas Sherwin.....	404	Michael J. Murray.....	404
Gustave Magnitzky.....	407	Thomas E. Johns.....	400
John Duff.....	402		

**FOR DELEGATES TO DISTRICT ATTORNEY AND COUNTY COMMISSIONERS CONVENTIONS.**

[Entitled to Eleven.]

Frank Seiberlich.....	444	Charles Graumann.....	407
Leslie K. Storrs.....	406	Oscar F. Weden.....	402
W. Dudley Cotton, Jr.....	404	Charles O. Sikora.....	412
Vernon V. Skinner.....	410	Ewald R. Hornig.....	408
James E. McGuire.....	406	Ernst Donath.....	418
Horace E. Dunkle.....	415		

**FOR DELEGATES TO COUNCILLOR CONVENTION, SECOND DISTRICT.**

[Entitled to Eleven.]

Edward H. Wise.....	400	Solomon Phillips..	393
Carl Biesenbach.....	405	Joseph A. Moritz.....	393
James H. Knight.....	392	Andrew Linberg.....	390
Francis Holland.....	393	Vernon V. Skinner.....	400
Randolph V. King.....	390	Ray P. Ells.....	389
Clarence B. Benedict.....	388		

**FOR REPRESENTATIVES IN GENERAL COURT.**

* Jacob H. Mock.....	287	* Walter A. Webster.....	364
William G. Roemer.....	188		

\* Nominated.

## Ward 23.—Republican Votes Cast at State Primary, 1905.

## FOR DELEGATES TO STATE CONVENTION.

[Entitled to Thirteen.]

George E. Gray.....	450	T. Munro Murphy.....	440
William A. Morse.....	446	Isaiah B. Hamblen.....	448
Carl Stohn.....	445	J. Adams Brown.....	449
Josiah H. Quincy.....	444	Frederic Gilbert Bauer.....	450
Lewis S. Breed.....	450	Arthur J. Trethewey.....	450
Frank B. Parsons.....	446	Edward J. Bromberg.....	462
Walter E. Henderson.....	446		

## FOR DELEGATES TO DISTRICT ATTORNEY AND COUNTY COMMISSIONERS CONVENTIONS.

[Entitled to Thirteen.]

William A. Morse.....	442	J. Henry Smith.....	445
Frank B. Dowst.....	438	Harrison Dunham.....	435
James A. Haliburton.....	434	Henry W. Kisker.....	438
James Worth.....	437	James H. Whittemore.....	441
Earl E. Davidson.....	442	Lars M. Fosse.....	434
George S. Gibbs.....	436	John A. Johnson.....	437
Arthur K. Spaulding.....	440		

## FOR DELEGATES TO COUNCILLOR CONVENTION, SECOND DISTRICT.

[Entitled to Thirteen.]

Josiah H. Quincy.....	439	Clinton P. Duryea.....	436
Arthur J. Trethewey.....	442	Axel J. Johnson.....	438
Sumner Osgood.....	446	Harry B. Fowler.....	445
John A. Pearson.....	438	G. Gilman Davis.....	443
Willard N. Poland.....	435	Isaac H. Bogart.....	441
George W. Carruth.....	439	John Graumann.....	434
Frank L. Partridge.....	445		

## FOR REPRESENTATIVES IN GENERAL COURT.

* Warren F. Freeman.....	393	* A. S. Parker Weeks.....	286
James A. Price.....	228		

\* Nominated.

**Ward 24. — Republican Votes Cast at State Primary, 1905.**

**FOR DELEGATES TO STATE CONVENTION.**

[Entitled to Fifteen.]

<i>*First Group.</i>		<i>Second Group.</i>	
Laban Pratt.....	346	Otis Eddy....	199
Jonathan B. L. Bartlett.....	351	John F. Robie.....	191
G. Warren Hayward.....	346	Albert W. Huebener.....	195
William W. Whitmarsh.....	344	M. Ordway Daly.....	192
Albert H. Curtis.....	347	John W. Mitchell.....	192
Nathaniel R. Perkins.....	348	H. R. Crane.....	194
Henry S. Clark.....	345	James T. Chubbuck.....	195
Samuel H. Mildram.....	342	Seth E. Eaton.....	191
Jedediah Strangman.....	344	Charles C. DeLappe.....	192
Arthur H. Davison.....	344	Angus Currie.....	191
Edward M. Green.....	344	Louis M. Clark.....	196
Harrison H. Atwood.....	345	David B. Fletcher.....	193
Charles E. Tileston.....	344	Daniel D. Scott.....	194
Almond S. Gushee.....	342	Frank A. Gibson.....	195
Willard W. Hibbard.....	347	Arthur W. Blair.....	194

\* Elected.

**FOR DELEGATES TO DISTRICT ATTORNEY AND COUNTY COMMISSIONERS CONVENTIONS.**

[Entitled to Fifteen.]

Fred C. Gilpatric.....	1,215	John Ellis.....	1,210
G. Warren Hayward.....	1,215	Andrew J. Sullivan.....	1,211
Frederick M. Salles.....	1,213	Henry S. Clark.....	1,217
Louis M. Clark.....	1,225	Ward A. Marsh.....	1,210
Henry N. Locklin.....	1,212	Harrison H. Atwood.....	1,119
Frank B. Crane.....	1,215	John F. Scannell.....	1,211
Ralph A. Quimby.....	1,211	Sidney W. McLean.....	1,211
Lauris J. Page.....	1,209		

**FOR DELEGATES TO COUNCILLOR CONVENTION, SECOND DISTRICT.**

[Entitled to Fifteen.]

Frederick M. Salles.....	1,197	Frank L. Locklin.....	1,195
Joseph J. Feely.....	1,190	G. Frederick Pierce.....	1,198
Charles Patterson.....	1,208	George F. Jordan.....	1,199
Edward H. Ensign.....	1,192	Ward A. Marsh.....	1,197
Lewis Sears.....	1,196	Edward M. Green.....	1,195
William H. Haddock.....	1,203	Robert G. Campbell.....	1,196
William H. H. Sloan.....	1,194	Emil O. J. Danielson.....	1,195
William H. Young.....	1,196		

**FOR REPRESENTATIVES IN GENERAL COURT.**

* Gideon B. Abbott.....	912	William E. Hannan.....	429
Harrison H. Atwood.....	352	Henry N. Locklin.....	215
* Herbert W. Burr.....	466	Charles Patterson.....	349
All others.....			1

\* Nominated.



## Ward 25. — Republican Votes Cast at State Primary, 1905.

## FOR DELEGATES TO STATE CONVENTION.

[Entitled to Eleven.]

<i>First Group.</i>		<i>Second Group.</i>	
* Granville A. Fuller .....	280	Isaac F. Woodbury.....	264
* Frank H. Howe.....	277	* Homer Rogers.....	266
* William H. Squire.....	273	Edward H. Knowlton.....	252
* Frederick Hammond.....	276	Hammond B. Hazelwood.....	255
* James H. Wolf.....	269	Edward C. Webster.....	260
* James N. Thompson.....	279	Frank G. Newhall.....	258
* Joseph B. Brown.....	274	Edward I. Aldrich.....	259
* Jesse E. Ames.....	272	Henry B. Goodenough.....	255
* Frank W. Krogman.....	368	Frank P. Hill.....	255
Albert E. Harding..	264	Arthur G. Everett.....	244
Michael Fonseca.....	263	Fred B. Wheeler.....	249

\*Elected.

## FOR DELEGATES TO DISTRICT ATTORNEY AND COUNTY COMMISSIONERS CONVENTIONS.

[Entitled to Eleven.]

John E. Cotter.....	551	Michael Fonseca.....	541
John H. Wisbach.....	545	Walter S. Ring.....	544
Perry N. Waterhouse.....	548	Edward E. Heinlein.....	547
Cyrus J. Hatch.....	547	Edward F. Mitchell.....	544
Charles H. Bean.....	542	M. Raymond Hatch.....	545
Francis A. Sproul.....	545		

## FOR REPRESENTATIVES IN GENERAL COURT.

* Edward W. Brown.....	395	Lewis J. Hewitt.....	178
* Charles D. B. Fisk.....	369	Edward M. Richardson.....	303

\* Nominated.

**Republican Votes Cast for Councillor, State Primary, 1905.**

**FOURTH DISTRICT.**

WARDS.	THOMAS H. RUSSELL, 2D.
2 .....	92
6 .....	186
7 .....	57
8 .....	71
9 .....	112
10 .....	583
11 .....	574
12 .....	478
13 .....	41
14 .....	328
15 .....	141
17 .....	101
18 .....	231
19 .....	174
25 .....	546
Total .....	3,715

**Republican Votes Cast for Senators, State Primary, 1905.****FIRST SUFFOLK DISTRICT.**

[The balance of this District comprises Chelsea, Revere and Winthrop.]

	Ward 1.
John E. Beck.....	836

**SECOND SUFFOLK DISTRICT.**

[The balance of this District comprises Ward 3 of Cambridge.]

	Ward 3.	Ward 4.	Ward 5.	Totals.
George J. Cann.....	52	58	50	160
All others .....	....	1	....	1

**THIRD SUFFOLK DISTRICT.**

	Ward 2.	Ward 6.	Ward 8.	Total.
Harwood S. Palmer.....	91	185	73	349

**FOURTH SUFFOLK DISTRICT.**

	Ward 7.	Ward 9.	Ward 17.	Total.
Francis D. Chubbuck.....	60	107	99	266

**FIFTH SUFFOLK DISTRICT.**

	Ward 10.	Ward 12.	Ward 18.	Totals.
*Guy W. Cox.....	670	370	235	1,275
Jacob Tarplin .....	125	105	26	256
All others.....	....	1	....	1

**SIXTH SUFFOLK DISTRICT.**

	Ward 13.	Ward 14.	Ward 15.	Total.
James M. Porter.....	40	326	144	510

**SEVENTH SUFFOLK DISTRICT.**

	Ward 16.	Ward 20.	Ward 24.	Totals.
Frederick W. Farwell.....	153	199	244	596
Joseph I. Stewart.....	74	717	525	1,316
*William L. Terhune.....	112	749	653	1,514

**EIGHTH SUFFOLK DISTRICT.**

	Ward 21.	Ward 22.	Ward 23.	Total.
Frank Seiberlich.....	870	421	413	1,704

**NINTH SUFFOLK DISTRICT.**

	Ward 11.	Ward 19.	Ward 25.	Total.
Daniel W. Lane.....	623	171	585	1,379

\* Nominated.

**Republican Votes Cast for State Committee, State Primary, 1905.****FIRST SUFFOLK DISTRICT.**

[The balance of this District comprises Chelsea, Revere and Winthrop.]

	Ward 1.
Edward G. Graves .....	819

**SECOND SUFFOLK DISTRICT.**

[The balance of this District comprises Ward 3 of Cambridge.]

	Ward 3.	Ward 4.	Ward 5.	Total.
David Fudge.....	49	61	50	160

**THIRD SUFFOLK DISTRICT.**

	Ward 2.	Ward 6.	Ward 8.	Totals.
* Jerome A. Petitti.....	78	144	32	254
Giovanni Piscopo.....	27	73	44	144

**FOURTH SUFFOLK DISTRICT.**

	Ward 7.	Ward 9.	Ward 17.	Total.
Walter L. Sears .....	55	106	97	258

**FIFTH SUFFOLK DISTRICT.**

	Ward 10.	Ward 12.	Ward 18.	Totals.
James M. Douglass .....	216	304	67	587
* Charles H. Innes .....	596	208	210	1,014

**SIXTH SUFFOLK DISTRICT.**

	Ward 13.	Ward 14.	Ward 15.	Totals.
* Herman Hormel .....	10	218	26	254
Samuel W. Johnson.....	32	61	49	142
Frank E. Willis.....	6	29	94	129

**SEVENTH SUFFOLK DISTRICT.**

	Ward 16.	Ward 20.	Ward 24.	Totals.
Arthur H. Davison.....	267	1,363	1,100	2,730
All others .....	....	....	2	2

**EIGHTH SUFFOLK DISTRICT.**

	Ward 21.	Ward 22.	Ward 23.	Totals.
Fred A. Emery .....	864	374	417	1,655
All others.....	1	....	....	1

**NINTH SUFFOLK DISTRICT.**

	Ward 11.	Ward 19.	Ward 25.	Totals.
Frank W. Krogman.....	112	19	176	307
Lorenzo D. F. Marston.....	220	120	38	378
* Isaac F. Woodbury.....	181	41	400	622

\* Elected.

## Number of Republican Ballots Cast at State Primary, 1905.

WARDS.	PRECINCTS.												Totals.
	1	2	3	4	5	6	7	8	9	10	11	12	
1.....	128	177	230	183	103	28	73	55	69	.....	.....	.....	1,046
2.....	13	2	10	11	8	34	9	17	.....	.....	.....	.....	104
3.....	29	8	13	2	3	1	.....	.....	.....	.....	.....	.....	56
4.....	3	15	16	20	-	12	.....	.....	.....	.....	.....	.....	66
5.....	17	11	2	11	7	7	.....	.....	.....	.....	.....	.....	55
6.....	24	43	37	42	32	22	28	37	.....	.....	.....	.....	265
7.....	10	9	16	32	4	4	.....	.....	.....	.....	.....	.....	75
8.....	3	6	29	24	14	10	.....	.....	.....	.....	.....	.....	86
9.....	18	18	1	11	44	29	4	.....	.....	.....	.....	.....	125
10.....	47	61	58	71	101	119	164	157	121	.....	.....	.....	899
11.....	136	119	91	102	82	51	91	69	77	.....	.....	.....	818
12.....	140	142	54	124	78	50	16	.....	.....	.....	.....	.....	604
13.....	9	5	6	12	8	3	6	4	.....	.....	.....	.....	53
14.....	21	5	33	48	75	62	42	47	.....	.....	.....	.....	333
15.....	10	2	19	19	33	36	35	21	.....	.....	.....	.....	175
16.....	25	23	48	70	49	104	32	.....	.....	.....	.....	.....	351
17.....	8	3	22	25	5	5	7	15	17	.....	.....	.....	107
18.....	29	92	108	97	8	38	.....	.....	.....	.....	.....	.....	372
19.....	45	16	10	11	30	41	17	20	18	.....	.....	.....	208
20.....	152	132	130	61	185	130	83	206	220	334	98	.....	1,731
21.....	130	88	62	118	117	176	130	153	138	.....	.....	.....	1,112
22.....	101	53	5	86	69	81	55	53	.....	.....	.....	.....	505
23.....	31	13	11	21	70	131	111	108	22	.....	.....	.....	518
24.....	62	89	138	124	175	112	151	106	102	149	170	117	1,495
25.....	131	196	121	43	71	113	44	.....	.....	.....	.....	.....	719
Grand Total.....													11,878



STATE ELECTION.

## Registered Voters, State Election, 1905.

WARDS.	PRECINCTS.												Totals.	Per cent. Male Residents Registered by Wards.
	1.	2.	3.	4.	5.	6.	7.	8.	9.	10.	11.	12.		
1.....	400	394	584	585	581	578	680	664	351	.....	.....	.....	4,817	64
2.....	517	336	451	451	415	474	662	635	.....	.....	.....	.....	3,941	56
3.....	489	582	557	658	625	453	.....	.....	.....	.....	.....	.....	3,364	74
4.....	472	386	511	458	440	354	.....	.....	.....	.....	.....	.....	2,621	62
5.....	461	610	457	278	498	400	.....	.....	.....	.....	.....	.....	2,704	61
6.....	311	425	394	433	480	309	443	322	.....	.....	.....	.....	3,117	25
7.....	195	324	505	376	487	363	.....	.....	.....	.....	.....	.....	2,250	33
8.....	609	746	550	799	668	797	.....	.....	.....	.....	.....	.....	4,169	36
9.....	652	660	442	686	598	517	487	.....	.....	.....	.....	.....	4,042	44
10.....	344	400	341	375	354	453	752	811	590	.....	.....	.....	4,420	47
11.....	587	457	550	524	354	278	395	389	658	.....	.....	.....	4,192	59
12.....	677	554	454	691	548	742	530	.....	.....	.....	.....	.....	4,196	51
13.....	425	481	406	470	530	417	497	508	.....	.....	.....	.....	3,684	51
14.....	661	590	458	511	624	511	627	686	.....	.....	.....	.....	4,668	68
15.....	371	610	568	430	509	494	651	546	.....	.....	.....	.....	4,179	72
16.....	405	654	838	690	646	560	745	.....	.....	.....	.....	.....	4,538	68
17.....	450	424	436	604	433	360	515	748	535	.....	.....	.....	4,505	60
18.....	620	629	644	761	613	768	.....	.....	.....	.....	.....	.....	4,035	55
19.....	721	449	612	577	435	589	631	633	596	.....	.....	.....	5,243	62
20.....	865	920	845	774	887	933	685	748	939	896	525	.....	9,017	71
21.....	603	595	402	530	606	649	772	850	924	.....	.....	.....	5,931	72
22.....	820	798	588	772	789	590	579	704	.....	.....	.....	.....	5,640	68
23.....	361	638	581	669	870	803	577	617	385	.....	.....	.....	5,501	75
24.....	581	519	523	555	563	504	564	472	555	542	532	573	6,483	70
25.....	785	633	554	545	636	791	631	.....	.....	.....	.....	.....	4,575	67
Grand total.....													111,832	

Average per cent. of male residents who registered, 57.



## Votes Cast for Governor, State Election, 1905.

WARDS.	PRECINCT 1.						PRECINCT 2.					
	CHARLES W. BARLETT, Democratic.	JAMES F. CAREY, Socialist.	WILLIAM H. CARROLL, Socialist-Labor.	CURTIS GUILD, JR., Republican.	WILLARD O. WYLLIE, Prohibition.	Blanks.	CHARLES W. BARLETT, Democratic.	JAMES F. CAREY, Socialist.	WILLIAM H. CARROLL, Socialist-Labor.	CURTIS GUILD, JR., Republican.	WILLARD O. WYLLIE, Prohibition.	Blanks.
1.....	114	5	1	173	1	8	74	7	.....	224	1	9
2.....	278	5	.....	72	1	15	162	3	2	46	.....	11
3.....	181	8	.....	165	.....	9	332	10	.....	77	.....	9
4.....	254	5	.....	65	.....	5	137	4	.....	106	2	7
5.....	173	7	.....	137	.....	2	366	4	.....	100	.....	13
6.....	187	.....	1	36	.....	24	235	4	.....	75	.....	21
7.....	81	2	.....	58	.....	4	158	17	5	46	9	3
8.....	369	25	1	49	.....	17	430	12	4	106	.....	5
9.....	298	17	5	121	1	4	315	15	6	89	.....	19
10.....	148	6	1	76	1	14	147	6	3	122	.....	7
11.....	164	12	2	248	.....	3	143	30	1	158	.....	13
12.....	148	12	2	279	1	13	136	4	.....	260	1	5
13.....	240	7	3	22	.....	12	251	11	4	19	.....	13
14.....	384	10	3	68	.....	11	399	6	2	41	1	15
15.....	199	3	3	44	.....	5	379	13	2	35	.....	13
16.....	194	8	1	78	.....	7	332	5	1	88	.....	20
17.....	259	11	.....	41	.....	23	308	3	.....	24	1	12
18.....	255	11	6	138	.....	18	198	5	4	188	.....	30
19.....	330	16	5	144	.....	14	215	12	4	76	.....	10
20.....	315	8	3	310	2	3	324	10	7	312	1	3
21.....	199	5	3	217	1	10	245	9	1	187	2	3
22.....	270	24	8	338	1	12	395	27	3	165	2	18
23.....	130	5	2	167	.....	8	385	15	12	94	.....	19
24.....	324	9	2	89	1	18	209	21	4	145	1	6
25.....	265	12	1	287	3	6	144	5	1	325	2	2

## Votes Cast for Governor, State Election, 1905.

WARDS.	PRECINCT 3.						PRECINCT 4.					
	CHARLES W. BARTLETT, Democratic.	JAMES F. CAREY, Socialist.	WILLIAM H. CARROLL, Socialist Labor.	CURTIS GUILD, JR., Republican.	WILLARD O. WYLIE, Prohibition.	Blanks.	CHARLES W. BARTLETT, Democratic.	JAMES F. CAREY, Socialist.	WILLIAM H. CARROLL, Socialist Labor.	CURTIS GUILD, JR., Republican.	WILLARD O. WYLIE, Prohibition.	Blanks.
1.....	121	2	2	320	2	6	124	6	1	306	1	4
2.....	261	2	.....	65	.....	8	251	5	1	67	.....	7
3.....	286	7	.....	115	1	7	376	13	1	57	.....	12
4.....	205	5	4	131	1	6	254	5	1	61	.....	7
5.....	300	4	.....	25	1	17	126	5	1	68	.....	2
6.....	244	4	1	50	1	19	248	2	3	45	1	34
7.....	246	9	2	94	.....	11	150	8	4	98	2	10
8.....	209	9	4	185	2	4	424	37	1	136	1	17
9.....	271	11	1	39	.....	19	379	12	2	74	1	23
10.....	95	6	3	134	1	2	89	3	2	148	3	7
11.....	218	8	1	176	4	11	130	4	1	285	1	8
12.....	163	9	1	146	1	14	198	6	3	263	4	8
13.....	219	5	1	28	.....	7	273	14	4	38	.....	14
14.....	238	11	3	85	1	5	226	20	4	110	.....	.....
15.....	311	7	.....	67	.....	12	225	6	.....	68	.....	7
16.....	428	10	5	140	.....	16	225	7	3	234	1	7
17.....	186	3	.....	142	1	3	244	8	4	171	4	8
18.....	153	7	1	247	.....	16	238	16	2	226	1	18
19.....	394	9	1	54	.....	15	337	18	7	67	2	10
20.....	345	6	2	271	1	13	435	7	2	133	.....	10
21.....	149	5	1	126	3	8	154	3	3	234	2	6
22.....	324	7	2	80	1	9	240	33	5	283	5	12
23.....	355	11	5	97	.....	26	302	13	1	182	2	14
24.....	174	5	3	193	1	6	189	13	3	213	3	7
25.....	139	3	1	291	3	3	281	16	1	92	1	17

## Votes Cast for Governor, State Election, 1905.

WARDS.	PRECINCT 5.							PRECINCT 6.						
	CHARLES W. BARTLETT, Democratic.	JAMES F. CAREY, Socialist.	WILLIAM H. CARROLL, Socialist Labor.	CURTIS GUILD, JR., Republican.	WILLARD O. WYLIE, Prohibition.	All Others.	Blanks.	CHARLES W. BARTLETT, Democratic.	JAMES F. CAREY, Socialist.	WILLIAM H. CARROLL, Socialist Labor.	CURTIS GUILD, JR., Republican.	WILLARD O. WYLIE, Prohibition.	Blanks.	
1.....	205	7	1	224	.....	.....	8	294	20	2	84	.....	9	
2.....	214	8	1	72	.....	.....	21	224	3	.....	116	1	11	
3.....	390	7	.....	63	.....	.....	6	300	2	.....	42	.....	11	
4.....	274	3	1	22	.....	.....	13	165	4	1	81	.....	12	
5.....	303	7	3	65	.....	.....	7	206	6	.....	54	1	5	
6.....	203	7	4	118	2	.....	30	99	2	.....	132	3	2	
7.....	327	9	1	34	2	.....	19	250	5	1	32	1	23	
8.....	392	41	1	95	4	.....	15	471	29	4	108	.....	21	
9.....	244	18	.....	145	.....	.....	7	204	11	5	133	1	6	
10.....	42	3	.....	172	.....	.....	10	85	5	1	234	1	7	
11.....	67	.....	1	234	.....	1	2	47	1	.....	187	.....	1	
12.....	120	3	4	203	2	.....	17	345	11	2	172	1	17	
13.....	303	8	.....	46	1	.....	13	237	7	1	36	1	12	
14.....	265	25	5	163	1	.....	8	185	11	3	146	1	10	
15.....	272	3	2	99	.....	.....	11	232	10	.....	116	.....	7	
16.....	284	6	1	182	.....	.....	7	145	5	.....	284	.....	1	
17.....	258	2	3	52	1	.....	17	218	6	3	36	2	22	
18.....	344	6	4	68	3	.....	12	382	6	5	164	.....	15	
19.....	196	7	2	92	.....	.....	11	267	11	.....	126	.....	8	
20.....	371	16	1	257	3	.....	8	392	9	4	295	1	11	
21.....	193	8	.....	217	1	.....	2	173	5	.....	316	6	4	
22.....	302	36	13	248	1	.....	15	121	16	1	296	3	6	
23.....	287	21	5	317	3	.....	15	158	11	6	428	3	8	
24.....	191	2	.....	262	1	.....	3	204	4	3	210	2	6	
25.....	322	9	1	180	.....	..	8	291	11	2	262	1	14	

Votes Cast for Governor, State Election, 1905.

WARDS.	PRECINCT 7.						PRECINCT 8.					
	CHARLES W. BARTLETT, Democratic.	JAMES F. CAREY, Socialist.	WILLIAM H. CARROLL, Socialist Labor.	CURTIS GUILD, JR., Republican.	WILLARD O. WYLIE, Prohibition.	Blanks.	CHARLES W. BARTLETT, Democratic.	JAMES F. CAREY, Socialist.	WILLIAM H. CARROLL, Socialist Labor.	CURTIS GUILD, JR., Republican.	WILLARD O. WYLIE, Prohibition.	Blanks.
1.....	292	5	1	183	1	17	316	16	1	154	1	12
2.....	388	7	1	80	.....	27	348	19	4	91	.....	18
3.....	.....	.....	.....	.....	.....	.....	.....	.....	.....	.....	.....	.....
4.....	.....	.....	.....	.....	.....	.....	.....	.....	.....	.....	.....	.....
5.....	.....	.....	.....	.....	.....	.....	.....	.....	.....	.....	.....	.....
6.....	220	.....	.....	89	.....	48	163	7	1	66	.....	16
7.....	.....	.....	.....	.....	.....	.....	.....	.....	.....	.....	.....	.....
8.....	.....	.....	.....	.....	.....	.....	.....	.....	.....	.....	.....	.....
9.....	307	2	.....	29	.....	15	.....	.....	.....	.....	.....	.....
10.....	132	5	1	393	2	3	195	3	1	374	3	13
11.....	78	1	.....	244	1	1	64	.....	.....	262	.....	.....
12.....	308	5	3	76	1	10	.....	.....	.....	.....	.....	.....
13.....	322	11	3	22	.....	13	270	10	2	31	.....	7
14.....	287	12	2	131	1	9	291	14	1	147	1	8
15.....	321	14	4	117	.....	4	256	16	3	105	1	7
16.....	405	19	3	134	.....	22	.....	.....	.....	.....	.....	.....
17.....	324	14	1	52	.....	20	428	16	1	118	1	31
18.....	.....	.....	.....	.....	.....	.....	.....	.....	.....	.....	.....	.....
19.....	392	10	.....	86	.....	8	341	14	.....	90	1	11
20.....	269	7	3	207	2	12	201	2	1	392	1	2
21.....	285	8	1	295	4	2	216	10	.....	375	2	4
22.....	150	7	1	286	4	1	278	33	31	172	.....	22
23.....	149	6	1	307	.....	5	140	4	1	356	.....	7
24.....	161	3	1	253	2	5	152	5	3	208	.....	4
25.....	319	7	.....	155	.....	14	.....	.....	.....	.....	.....	.....





## Total Votes Cast for Governor, State Election, 1905.

WARDS.	CHARLES W. BARLETT, Democratic.	JAMES F. CAREY, Socialist.	WILLIAM H. CARROLL, Socialist Labor.	CURTIS GUILD, JR.,* Republican.	WILLARD O. WYLIE, Prohibition.	All others.	Blanks.	Totals for all Gubernatorial Candidates.
1.....	1,675	71	9	1,804	7	.....	82	3,566
2.....	2,126	52	9	609	2	.....	118	2,798
3.....	1,865	47	1	522	1	.....	54	2,436
4.....	1,289	26	7	466	3	.....	50	1,791
5.....	1,474	33	4	449	2	.....	46	1,962
6.....	1,599	26	10	611	7	.....	194	2,253
7.....	1,212	50	13	362	14	.....	70	1,651
8.....	2,295	153	15	679	7	.....	79	3,149
9.....	2,018	86	19	630	3	.....	93	2,756
10.....	1,064	41	12	1,939	12	.....	68	3,068
11.....	1,047	59	6	2,170	7	1	42	3,290
12.....	1,418	50	15	1,399	11	.....	84	2,893
13.....	2,115	73	18	242	2	.....	91	2,450
14.....	2,275	109	23	891	6	.....	66	3,304
15.....	2,105	72	14	651	1	.....	66	2,933
16.....	2,013	60	14	1,140	1	.....	80	3,228
17.....	2,504	72	12	757	10	.....	146	3,355
18.....	1,570	51	22	1,031	4	.....	109	2,678
19.....	2,742	133	21	837	3	.....	103	3,736
20.....	3,382	84	27	3,196	17	.....	81	6,706
21.....	1,905	58	10	2,321	24	.....	44	4,318
22.....	2,080	183	64	1,868	17	.....	95	4,212
23.....	2,099	92	33	2,059	9	.....	109	4,292
24.....	2,331	96	28	2,424	14	.....	82	4,893
25.....	1,791	63	7	1,592	10	.....	64	3,463
Grand totals.....	48,084	1,840	413	30,649	194	1	2,116	81,181

\* Elected.

Proportion of men registered who voted for Governor, 73 per cent.

## Votes Cast for Lieutenant-Governor, State Election, 1905.

WARDS.	PRECINCT 1.							PRECINCT 2.						
	THOMAS F. BRENNAN, Socialist Labor.	EBEN S. DRAPER, Republican.	PATRICK MAHONEY, Socialist.	JOHN H. SMITH, Prohibition.	HENRY M. WHITNEY, Democratic.	All others.	Blanks.	THOMAS F. BRENNAN, Socialist Labor.	EBEN S. DRAPER, Republican.	PATRICK MAHONEY, Socialist.	JOHN H. SMITH, Prohibition.	HENRY M. WHITNEY, Democratic.	Blanks.	
1.....	3	157	4	4	122	..	12	1	207	5	1	96	5	
2.....	2	71	4	2	268	....	24	2	38	3	.....	162	19	
3.....	2	143	9	1	202	....	9	4	57	8	1	341	17	
4.....	2	48	5	.....	260	..	14	1	92	6	1	147	9	
5.....	2	117	6	1	180	1	14	3	72	7	2	382	17	
6.....	3	34	1	.....	173	....	37	1	66	5	.....	224	39	
7.....	.....	44	2	.....	93	..	6	5	53	11	11	154	4	
8.....	1	42	25	1	360	....	32	2	84	16	1	434	20	
9.....	8	93	19	.....	306	....	20	8	79	22	.....	312	23	
10.....	3	61	7	1	150	....	24	3	103	5	1	156	17	
11.....	3	183	10	5	213	....	15	.....	160	15	1	155	14	
12.....	4	231	12	3	186	....	19	1	218	5	3	167	12	
13.....	8	19	10	.....	232	....	15	9	17	13	.....	232	27	
14.....	6	52	14	.....	383	....	21	7	31	9	4	387	26	
15.....	5	40	1	.....	198	....	10	6	28	18	.....	371	19	
16.....	2	64	12	.....	201	....	9	8	71	5	2	344	16	
17.....	6	45	8	.....	240	....	35	1	25	7	1	288	26	
18.....	4	118	18	1	261	....	26	5	165	4	1	208	42	
19.....	6	122	15	1	339	....	26	6	73	16	.....	214	8	
20.....	3	267	8	1	350	....	12	8	256	11	2	367	13	
21.....	3	184	5	4	228	....	11	3	149	11	4	266	14	
22.....	9	273	23	5	323	....	20	10	125	23	4	411	37	
23.....	1	123	3	3	170	....	12	4	87	16	2	390	26	
24.....	8	73	10	.....	330	....	22	4	125	24	2	223	8	
25.....	2	253	13	3	290	....	13	2	277	8	3	180	9	



Votes Cast for Lieutenant-Governor, State Election, 1905.

WARDS.	PRECINCT 3.						PRECINCT 4.					
	THOMAS F. BRENNAN, Socialist Labor.	EBEN S. DRAPER, Republican.	PATRICK MAHONEY, Socialist.	JOHN H. SMITH, Prohibition.	HENRY M. WHITNEY, Democratic.	Blanks.	THOMAS F. BRENNAN, Socialist Labor.	EBEN S. DRAPER, Republican.	PATRICK MAHONEY, Socialist.	JOHN H. SMITH, Prohibition.	HENRY M. WHITNEY, Democratic.	Blanks.
1.....	1	285	3	3	146	15	1	281	10	2	136	12
2.....	1	50	5	1	258	21	8	53	5	.....	249	16
3.....	3	89	8	2	301	13	5	28	13	1	385	27
4.....	6	119	6	1	210	10	1	53	8	1	249	16
5.....	3	19	7	1	289	28	1	54	7	.....	133	7
6.....	3	54	6	.....	215	41	6	49	3	.....	211	64
7.....	5	81	10	1	244	21	4	72	4	3	166	23
8.....	8	142	11	3	238	11	10	97	42	2	429	36
9.....	7	32	7	1	260	34	6	58	7	1	388	31
10.....	4	116	8	2	106	5	4	123	4	4	109	8
11.....	2	145	6	3	251	11	1	188	4	4	214	18
12.....	3	122	8	4	182	15	5	218	10	5	229	15
13.....	7	30	2	1	207	13	2	30	16	1	274	20
14.....	2	62	7	2	252	18	6	90	17	.....	240	7
15.....	2	52	9	.....	322	12	4	53	4	1	233	11
16.....	8	95	12	2	461	21	3	203	10	4	242	15
17.....	2	123	3	2	191	14	4	150	10	6	261	8
18.....	6	224	15	2	159	18	7	202	16	1	247	28
19.....	5	41	11	1	393	22	9	54	20	3	341	14
20.....	5	228	3	3	374	25	2	119	12	1	429	24
21.....	3	99	4	4	167	15	1	204	8	3	177	9
22.....	2	62	9	1	334	15	9	232	34	5	274	24
23.....	10	72	17	.....	361	34	5	140	14	3	329	23
24.....	3	163	5	2	196	13	3	171	13	3	228	10
25.....	2	225	4	6	195	8	4	62	20	1	300	21

## Votes Cast for Lieutenant-Governor, State Election, 1905.

WARDS.	PRECINCT 5.							PRECINCT 6.						
	THOMAS F. BRENNAN, Socialist Labor.	EBEN S. DRAPER, Republican.	PATRICK MAHONEY, Socialist.	JOHN H. SMITH, Prohibition.	HENRY M. WHITNEY, Democratic.	All others.	Blanks.	THOMAS F. BRENNAN, Socialist Labor.	EBEN S. DRAPER, Republican.	PATRICK MAHONEY, Socialist.	JOHN H. SMITH, Prohibition.	HENRY M. WHITNEY, Democratic.	Blanks.	
1.....	5	204	7	3	219	....	7	5	71	21	.....	290	22	
2.....	7	61	8	.....	211	....	29	1	102	6	1	234	11	
3.....	2	50	16	1	375	...	22	4	36	5	.....	285	25	
4.....	2	17	6	.....	269	....	19	.....	74	7	1	166	15	
5.....	5	56	9	.....	285	....	30	6	45	6	1	203	11	
6.....	5	84	7	1	204	...	63	..	104	2	4	126	2	
7.....	2	25	6	2	324	....	33	1	21	7	2	245	36	
8.....	12	92	37	5	356	....	46	3	99	35	1	461	34	
9.....	20	121	1	.....	254	....	18	4	117	10	3	220	6	
10.....	.....	154	2	1	54	....	16	2	216	6	1	95	13	
11.....	.....	155	2	3	134	1	10	.....	127	1	.....	102	6	
12.....	2	173	2	2	148	....	22	9	135	12	2	371	19	
13.....	4	32	9	1	312	....	13	2	31	5	.....	243	13	
14.....	4	149	25	.....	277	....	12	4	126	14	2	203	7	
15.....	3	79	2	.....	288	....	15	2	86	8	1	257	11	
16.....	4	152	5	.....	309	....	10	1	234	5	1	184	10	
17.....	7	42	3	.....	254	....	27	9	33	6	1	212	26	
18.....	6	64	8	1	335	....	23	4	141	9	7	375	36	
19.....	1	73	10	.....	204	....	20	8	94	16	2	281	11	
20.....	3	208	16	2	409	....	13	8	250	9	4	430	11	
21.....	.....	204	9	1	197	....	10	.....	264	5	7	215	13	
22.....	15	209	42	3	323	....	23	6	239	16	5	161	16	
23.....	12	284	24	3	298	1	26	7	349	15	3	216	24	
24.....	3	218	2	3	222	....	11	3	198	5	4	209	10	
25.....	.....	127	10	1	367	....	15	2	212	12	1	330	24	

## Votes Cast for Lieutenant-Governor, State Election, 1905.

WARDS.	PRECINCT 7.						PRECINCT 8.					
	THOMAS F. BRENNAN, Socialist Labor.	EBEN S. DRAPER, Republican.	PATRICK MAHONEY, Socialist.	JOHN H. SMITH, Prohibition.	HENRY M. WHITNEY, Democratic.	Blanks.	THOMAS F. BRENNAN, Socialist Labor.	EBEN S. DRAPER, Republican.	PATRICK MAHONEY, Socialist.	JOHN H. SMITH, Prohibition.	HENRY M. WHITNEY, Democratic.	Blanks.
1.....	4	170	7	.....	291	27	5	128	15	.....	327	25
2.....	3	64	9	1	380	46	4	72	21	1	347	35
3.....												
4.....												
5.....												
6.....		69			220	68	4	51	10	3	157	28
7.....												
8.....												
9.....	2	23	1	2	310	15						
10.....	3	296	6	4	219	8	2	287	3	1	271	25
11.....		181		2	134	8		176		4	136	10
12.....	3	59	7	2	309	23						
13.....	5	19	14	.....	306	27	2	23	8	1	266	20
14.....	2	94	13	1	313	19	4	110	11	1	320	16
15.....	5	93	19	.....	323	20	4	78	19	1	268	18
16.....	4	111	20	2	417	29						
17.....	4	40	11	.....	317	39	5	115	12	2	414	47
18.....												
19.....	1	64	8	.....	403	20	4	67	15	1	357	13
20.....	7	158	8	3	294	30	2	314	3	2	267	11
21.....	1	251	6	8	318	11	.....	297	11	3	288	8
22.....	2	233	5	6	189	14	16	153	31	5	306	25
23.....	3	259	7	5	185	9	3	290	2	1	201	11
24.....	4	231	3	3	173	11	2	173	4	.....	172	16
25.....	1	110	12	2	379	21	.....					





## Total Votes Cast for Lieutenant-Governor, State Election, 1905.

WARDS.	THOMAS F. BRENNAN, Socialist Labor.	EBEN S. DRAPER,* Republican.	PATRICK MAHONEY, Socialist.	JOHN H. SMITH, Prohibition,	HENRY M. WHITNEY, Democratic.	All others.	Blanks.	For all candidates for Lieutenant-Governor.
1.....	25	1,622	77	13	1,771	.....	140	3,508
2.....	28	511	61	6	2,109	.....	201	2,715
3.....	20	403	59	6	1,889	.....	113	2,377
4.....	12	403	38	4	1,301	.....	83	1,758
5.....	20	361	42	5	1,472	1	107	1,901
6.....	22	511	34	8	1,530	.....	342	2,105
7.....	17	296	40	19	1,226	.....	123	1,598
8.....	36	556	166	13	2,278	.....	179	3,049
9.....	55	523	67	7	2,050	.....	147	2,702
10.....	22	1,570	44	18	1,346	.....	136	3,000
11.....	6	1,585	42	24	1,575	1	99	3,233
12.....	27	1,156	56	21	1,592	.....	125	2,852
13.....	39	201	77	4	2,072	.....	148	2,393
14.....	35	714	110	10	2,375	.....	126	3,244
15.....	31	509	80	3	2,260	.....	116	2,883
16.....	30	930	69	11	2,158	.....	110	3,198
17.....	40	684	70	12	2,455	.....	240	3,261
18.....	32	914	70	13	1,585	.....	173	2,614
19.....	43	665	153	9	2,809	.....	160	3,679
20.....	46	2,673	90	31	3,767	.....	180	6,607
21.....	14	1,923	66	41	2,212	.....	106	4,256
22.....	69	1,526	183	34	2,321	.....	174	4,133
23.....	45	1,696	104	21	2,354	1	180	4,221
24.....	45	2,119	103	28	2,533	.....	147	4,823
25.....	13	1,266	79	17	2,041	.....	111	3,416
Grand totals.....	772	25,317	1,980	378	51,081	3	3,766	79,531

\* Elected.

Proportion of men registered who voted for Lieutenant-Governor, 71 per cent.

Votes Cast for State Officers (except Governor and Lieutenant-Governor), State Election, 1905.

CANDIDATES FOR SECRETARY.	VOTES CAST.
Charles C. Hitchcock, Socialist.....	2,329
Jonathan S. Lewis, Prohibition.....	527
Henry B. Little, Democratic.....	39,898
*William M. Olin, Republican.....	31,461
Moritz E. Ruther, Socialist Labor.....	696
All others.....	1
Total.....	74,912
Blanks.....	8,385

Proportion of men registered who voted, 67 per cent.

CANDIDATES FOR TREASURER AND RECEIVER-GENERAL.	VOTES CAST.
Christopher D. Albro, Prohibition.....	498
David S. Brodeur, Socialist.....	2,044
*Arthur B. Chapin, Republican.....	31,249
Joao Claudino, Socialist Labor.....	564
Daniel F. Doherty, Democratic.....	40,699
All others.....	1
Total.....	75,055
Blanks.....	8,242

Proportion of men registered who voted, 67 per cent.

CANDIDATES FOR AUDITOR.	VOTES CAST.
Patrick J. Ashe, Democratic.....	40,248
Herbert B. Griffin, Prohibition.....	616
E. O. Fredrik Hansson, Socialist Labor.....	756
Ambrose Miles, Socialist.....	1,948
*Henry E. Turner, Republican.....	30,629
All others.....	1
Total.....	74,198
Blanks.....	9,099

\*Elected.

Proportion of men registered who voted, 66 per cent.

**Votes Cast for State Officers (except Governor and Lieutenant-Governor), State Election, 1905. — *Concluded.***

CANDIDATES FOR ATTORNEY-GENERAL.	VOTES CAST.
Allen Coffin, Prohibition. ....	707
Henry C. Hess, Socialist Labor. ....	898
John P. Leahy, Democratic. ....	42,397
*Dana Malone, Republican. ....	28,899
John Weaver Sherman, Socialist. ....	2,297
All others. ....	1
<b>Total</b> .....	<b>75,194</b>
Blanks. ....	8,108

\* Elected.

Proportion of men registered who voted, 67 per cent.



## Votes Cast for Councillor, State Election, 1905.

## SECOND DISTRICT.

WARDS.	SIDNEY O. BIGNEY,* Republican.	GUY F. NEWHALL, Democratic.	All others.	Blanks.
16 .....	1,133	1,791	.....	384
20 .....	3,300	2,867	.....	620
21 .....	2,309	1,714	1	338
22 .....	1,796	1,887	.....	624
23 .....	1,895	2,047	.....	459
24 .....	2,490	1,981	1	503
Totals.....	12,923	12,287	2	2,928

\*Elected.

Registered voters, 37,110.

Votes cast, 25,212.

Proportion of men registered who voted, 68 per cent.

The balance of this district comprises the First Bristol and the First and Second Norfolk Senatorial Districts.

## THIRD DISTRICT.

WARDS.	WARREN W. RAWSON,* Republican.	GEORGE A. SANDERSON, Democratic.	Blanks.
1 .....	1,711	1,482	455
3 .....	377	1,836	277
4 .....	407	1,230	204
5 .....	399	1,363	246
Totals.....	2,894	5,911	1,182

\*Elected.

Registered voters, 13,506.

Votes cast, 8,805.

Proportion of men registered who voted, 65 per cent.

The balance of this district comprises Chelsea, Revere, Winthrop and the First, Second and Third Middlesex Senatorial Districts.

## Votes Cast for Councillor, State Election, 1905.

## FOURTH DISTRICT.

WARDS.	THOMAS H. RUSSELL, 2 <sup>D</sup> , Republican.	MICHAEL J. SULLIVAN,* Democratic.	All others.	Blanks.
2.....	516	2,007	.....	393
6.....	500	1,320	.....	627
7.....	381	1,059	.....	281
8.....	653	2,126	.....	449
9.....	673	1,760	.....	416
10.....	1,998	831	.....	307
11.....	2,271	852	.....	209
12.....	1,386	1,295	.....	296
13.....	225	2,070	.....	246
14.....	839	2,272	.....	259
15.....	607	2,084	.....	308
17.....	711	2,312	.....	478
18.....	941	1,491	.....	355
19.....	777	2,691	.....	371
25.....	1,674	1,598	1	254
Totals.....	14,152	25,768	1	5,249

\* Elected.

Registered voters, 61,216.

Votes cast, 39,921.

Proportion of men registered who voted, 65 per cent.

## Votes Cast for Senator, State Election, 1905.

## FIRST SUFFOLK DISTRICT.

WARD 1.	JOHN E. BECK, * Republican.	HENRY G. HICUBORN, Democratic.	DAVID G. TAYLOR, Socialist.	Blanks.
Precinct 1.....	197	73	11	21
" 2.....	234	64	4	13
" 3.....	332	79	8	34
" 4.....	300	102	11	29
" 5.....	221	178	13	33
" 6.....	76	253	31	49
" 7.....	186	234	13	66
" 8.....	146	266	20	68
" 9.....	131	106	11	35
Totals.....	1,823	1,355	122	348

\* Elected.

Registered voters, 4,817.

Votes cast, 3,300.

Proportion of men registered who voted, 69 per cent.

The balance of this district comprises Chelsea, Revere and Winthrop.

## Votes Cast for Senator, State Election, 1905.

## SECOND SUFFOLK DISTRICT.

WARD 3.	GEORGE J. CANN, Republican.	* JAMES J. MCELLEN, Democratic.	JEREMIAH RYAN, Socialist.	Blanks.
Precinct 1.....	152	177	11	26
" 2.....	55	319	15	39
" 3.....	93	289	11	23
" 4.....	27	373	18	41
" 5.....	37	368	21	40
" 6.....	19	291	9	36
Totals .....	383	1,817	85	205
WARD 4.				
Precinct 1.....	43	249	16	21
" 2.....	98	130	9	19
" 3.....	119	189	13	31
" 4.....	58	223	9	38
" 5.....	17	251	11	34
" 6.....	72	153	8	30
Totals .....	407	1,195	66	173
WARD 5.				
Precinct 1.....	131	157	8	23
" 2.....	77	345	18	43
" 3.....	20	264	13	50
" 4.....	69	104	11	18
" 5.....	56	274	21	34
" 6.....	47	188	8	29
Totals .....	400	1,332	79	197
Grand totals.....	1,190	4,344	230	575

\* Elected.

Registered voters, 8,689.

Votes cast, 5,764.

Proportion of men registered who voted, 66 per cent.

The balance of this district comprises Ward 3 of Cambridge.

## Votes Cast for Senator, State Election, 1905.

## THIRD SUFFOLK DISTRICT.

WARD 2.		HARWOOD S. PALMER, Republican.	WILLIAM TAYLOR,* Democratic.	Blanks.
Precinct 1	.....	53	260	58
" 2	.....	29	152	43
" 3	.....	48	226	62
" 4	.....	57	228	46
" 5	.....	56	204	56
" 6	.....	98	211	46
" 7	.....	59	360	84
" 8	.....	79	321	80
Totals		479	1,962	475
WARD 6.				
Precinct 1	.....	26	156	66
" 2	.....	64	189	82
" 3	.....	41	162	116
" 4	.....	43	175	115
" 5	.....	84	166	114
" 6	.....	130	93	15
" 7	.....	73	196	88
" 8	.....	38	144	71
Totals		499	1,281	667
WARD 8.				
Precinct 1	.....	32	359	70
" 2	.....	88	410	59
" 3	.....	180	197	36
" 4	.....	117	396	103
" 5	.....	92	348	108
" 6	.....	101	443	89
Totals		610	2,153	465
Grand totals		1,588	5,396	1,607

\* Elected.

Registered voters, 11,227.

Votes cast, 6,984.

Proportion of men registered who voted, 62 per cent.

## Votes Cast for Senator, State Election, 1905.

## FOURTH SUFFOLK DISTRICT.

	FRANCIS D. CHUBBUCK, Republican.	JOHN J. GARTLAND,* Democratic.	Blanks.
<b>WARD 7.</b>			
Precinct 1 .....	59	69	17
" 2 .....	64	140	34
" 3 .....	82	208	72
" 4 .....	82	137	53
" 5 .....	33	284	75
" 6 .....	22	225	65
Totals.....	342	1,063	316
<b>WARD 9.</b>			
Precinct 1 .....	101	270	75
" 2 .....	82	307	55
" 3 .....	32	246	63
" 4 .....	67	360	64
" 5 .....	152	223	39
" 6 .....	160	163	37
" 7 .....	39	275	39
Totals .....	633	1,844	372
<b>WARD 17.</b>			
Precinct 1 .....	43	221	70
" 2 .....	33	258	57
" 3 .....	153	153	29
" 4 .....	197	198	44
" 5 .....	55	224	54
" 6 .....	35	205	47
" 7 .....	43	254	114
" 8 .....	120	380	95
" 9 .....	115	249	55
Totals .....	794	2,142	565
Grand totals.....	1,769	5,049	1,253

\* Elected.

Registered voters, 10,797.

Votes cast, 6,818.

Proportion of men registered who voted, 63 per cent.

## Votes Cast for Senator, State Election, 1905.

## FIFTH SUFFOLK DISTRICT.

WARD 10.	CHARLES H. BARKER, Rep. Citizens Nom. Paper.	GUY W. COX,* Republican.	DAVID D. LEAHY, Democratic.	Blanks.
Precinct 1.....	4	76	136	30
" 2.....	12	138	117	18
" 3.....	13	137	75	16
" 4.....	12	146	80	14
" 5.....	7	165	37	18
" 6.....	11	241	64	17
" 7.....	36	401	87	12
" 8.....	31	388	148	22
" 9.....	29	279	100	19
Totals.....	155	1,971	844	166
WARD 12.				
Precinct 1.....	23	280	127	25
" 2.....	25	251	115	15
" 3.....	10	148	156	20
" 4.....	27	245	180	30
" 5.....	13	200	112	24
" 6.....	8	152	360	28
" 7.....	7	90	277	29
Totals.....	113	1,366	1,327	171
WARD 18.				
Precinct 1.....	6	163	217	42
" 2.....	10	193	182	40
" 3.....	16	248	124	36
" 4.....	10	247	207	37
" 5.....	5	98	305	29
" 6.....	6	205	328	33
Totals.....	53	1,154	1,363	217
Grand totals.....	321	4,491	3,534	554

\* Elected.

Registered voters, 12,651.

Votes cast, 8,346.

Proportion of men registered who voted, 66 per cent.

## Votes Cast for Senator, State Election, 1905.

## SIXTH SUFFOLK DISTRICT.

WARD 13.		EDWARD L. LOGAN,* Democratic.	JAMES M. PORTER, Republican.	Blanks.
Precinct 1.....		238	24	22
" 2.....		245	23	30
" 3.....		205	27	28
" 4.....		276	32	35
" 5.....		279	33	59
" 6.....		235	35	24
" 7.....		299	32	40
" 8.....		252	24	44
Totals.....		2,029	230	282
WARD 14.				
Precinct 1.....		381	66	29
" 2.....		385	48	31
" 3.....		240	77	26
" 4.....		248	90	22
" 5.....		261	166	40
" 6.....		184	142	30
" 7.....		292	116	34
" 8.....		285	145	32
Totals.....		2,276	850	244
WARD 15.				
Precinct 1.....		185	48	21
" 2.....		364	35	43
" 3.....		312	59	26
" 4.....		230	58	18
" 5.....		264	89	34
" 6.....		217	120	28
" 7.....		297	125	38
" 8.....		273	87	28
Totals.....		2,142	621	236
Grand totals.....		6,447	1,701	762

\*Elected.

Registered voters, 12,531.

Votes cast, 8,148.

Proportion of men registered who voted, 65 per cent.



**Votes Cast for Senator, State Election, 1905.**  
SEVENTH SUFFOLK DISTRICT.

WARD 16.	JOHN F. CUSICK,* Democratic.	WILLIAM L. TERRHUNE, Republican.	IRA E. WORCESTER, Socialist.	All others.	Blanks.
Precinct 1.....	178	85	12	.....	13
" 2.....	320	71	10	.....	45
" 3.....	428	130	9	.....	32
" 4.....	207	239	8	.....	23
" 5.....	247	203	5	.....	25
" 6.....	121	294	6	.....	14
" 7.....	369	163	17	.....	34
Totals.....	1,870	1,185	67	.....	186
WARD 20.					
Precinct 1.....	288	311	12	.....	30
" 2.....	328	292	12	.....	25
" 3.....	314	283	9	.....	32
" 4.....	420	129	11	.....	27
" 5.....	354	258	16	.....	28
" 6.....	384	301	11	.....	16
" 7.....	269	201	5	.....	25
" 8.....	191	386	8	.....	14
" 9.....	337	354	10	.....	22
" 10.....	180	498	5	.....	19
" 11.....	161	194	7	.....	10
Totals.....	3,226	3,207	106	.....	248
WARD 24.					
Precinct 1.....	320	91	8	.....	24
" 2.....	209	138	21	.....	18
" 3.....	179	183	9	.....	11
" 4.....	197	197	17	.....	17
" 5.....	199	240	5	.....	15
" 6.....	195	206	8	.....	20
" 7.....	152	246	7	.....	20
" 8.....	140	210	6	.....	16
" 9.....	183	191	18	.....	17
" 10.....	148	246	5	.....	12
" 11.....	177	209	7	1	20
" 12.....	197	196	16	.....	8
Totals.....	2,296	2,353	127	1	198
Grand totals.....	7,392	6,745	300	1	632

\* Elected.

Registered voters, 20,038.

Votes cast, 14,438.

Proportion of men registered who voted, 72 per cent.

## Votes Cast for Senator, State Election, 1905.

## EIGHTH SUFFOLK DISTRICT.

WARD 21.	CHARLES F. CLAUS, Socialist.	JOSEPH J. LEONARD, Democratic.	FRANK SEIBERLICH,* Republican.	Blanks.
Precinct 1.....	12	194	213	16
" 2.....	9	226	193	19
" 3.....	5	132	131	24
" 4.....	3	143	235	21
" 5.....	10	178	215	18
" 6.....	7	169	302	26
" 7.....	7	249	311	28
" 8.....	10	200	374	23
" 9.....	8	223	390	38
Totals.....	71	1,714	2,364	213
WARD 22.				
Precinct 1.....	28	235	356	34
" 2.....	21	314	225	50
" 3.....	4	270	117	32
" 4.....	27	182	343	26
" 5.....	31	235	315	34
" 6.....	10	97	321	15
" 7.....	7	137	287	18
" 8.....	24	220	260	32
Totals.....	152	1,690	2,224	241
WARD 23.				
Precinct 1.....	4	139	156	13
" 2.....	15	362	123	25
" 3.....	7	330	113	44
" 4.....	14	307	162	31
" 5.....	25	244	351	28
" 6.....	11	149	431	23
" 7.....	9	141	308	10
" 8.....	8	135	345	20
" 9.....	8	179	109	22
Totals.....	101	1,986	2,098	216
Grand totals.....	324	5,390	6,686	670

\*Elected.

Registered voters, 17,072.

Votes cast, 12,400.

Proportion of men registered who voted, 73 per cent.

## Votes Cast for Senator, State Election, 1905.

## NINTH SUFFOLK DISTRICT.

WARD 11.	JOHN J. FLANAGAN, Democratic.	DANIEL W. LANE,* Republican.	Blanks.
Precinct 1 .....	124	276	29
" 2 .....	132	177	36
" 3 .....	179	205	34
" 4 .....	96	310	23
" 5 .....	23	272	10
" 6 .....	18	210	8
" 7 .....	37	283	5
" 8 .....	20	297	9
" 9 .....	62	430	27
Totals .....	691	2,460	181
WARD 19.			
Precinct 1 .....	181	305	23
" 2 .....	153	136	28
" 3 .....	280	154	39
" 4 .....	233	167	41
" 5 .....	147	140	21
" 6 .....	211	173	28
" 7 .....	282	188	26
" 8 .....	249	192	16
" 9 .....	174	213	39
Totals .....	1,910	1,668	261
WARD 25.			
Precinct 1 .....	218	328	28
" 2 .....	84	369	26
" 3 .....	91	327	22
" 4 .....	253	114	41
" 5 .....	283	211	26
" 6 .....	242	302	37
" 7 .....	296	202	27
Totals .....	1,467	1,853	207
Grand totals .....	4,068	5,981	649

\* Elected.

Registered voters, 14,010.

Votes cast, 10,049.

Proportion of men registered who voted, 72 per cent.

## Votes Cast for Representatives, State Election, 1905.

## FIRST DISTRICT.

WARD 1.	WILLIAM BITHELL, Socialist.	ROBERT J. GOVE,* Republican.	HENRY S. HOWARD, Democratic.	PETER MAGUIRE, Democratic.	GILBERT M. STALKER,* Republican.	Blanks.
Precinct 1.....	11	187	67	78	168	93
" 2.....	7	235	55	57	224	52
" 3.....	4	348	87	68	306	93
" 4.....	7	304	104	92	264	113
" 5.....	8	212	162	198	174	136
" 6.....	24	99	241	259	64	131
" 7.....	12	194	270	211	145	166
" 8.....	21	126	334	248	94	177
" 9.....	8	152	96	99	117	94
Totals.....	102	1,857	1,416	1,310	1,556	1,055

## SECOND DISTRICT.

WARD 2.	EDWARD T. CASEY, Socialist.	JOSEPH J. DENNISON, Republican.	JOHN J. DOUGLASS,* Democratic.	CHARLES E. PATERSON, Republican.	JOHN F. SULLIVAN,* Democratic.	Blanks.
Precinct 1.....	14	41	263	40	227	157
" 2.....	7	25	143	24	144	105
" 3.....	10	50	212	33	232	135
" 4.....	10	43	225	34	225	125
" 5.....	10	45	177	39	176	185
" 6.....	6	76	209	70	202	147
" 7.....	9	42	356	36	356	207
" 8.....	27	75	295	54	287	222
Totals.....	93	397	1,880	330	1,849	1,283

\* Elected.

## Votes Cast for Representatives, State Election, 1905.

## THIRD DISTRICT.

WARD 3.	JOHN J. CONWAY,* Democratic.	STARFORD A. HARDING, Socialist.	DANIEL J. McDONALD,* Democratic.	HENRY POWNCEBY, Socialist.	DEARBORN F. RICHARDS, Republican.	ALFRED I. WOODBURY, Republican.	Blanks.
Precinct 1 .....	175	16	179	9	148	144	61
" 2 .....	320	12	326	13	41	38	106
" 3 .....	285	16	279	19	68	71	94
" 4 .....	373	6	376	11	19	16	117
" 5 .....	355	15	355	13	36	36	122
" 6 .....	286	9	286	8	14	15	92
Totals .....	1,794	74	1,801	73	326	320	592

## FOURTH DISTRICT.

WARD 4.	GARDNER BATES, Republican.	FRANK L. OMOND, Republican.	JOHN H. QUINLAN,* Democratic.	RICHARD S. TEELING,* Democratic.	Blanks.
Precinct 1 .....	47	41	234	251	85
" 2 .....	102	97	130	120	63
" 3 .....	108	92	181	191	132
" 4 .....	62	52	226	222	94
" 5 .....	15	8	246	256	101
" 6 .....	70	55	156	167	78
Totals .....	404	345	1,173	1,207	553

\* Elected.

## Votes Cast for Representatives, State Election, 1905.

## FIFTH DISTRICT.

WARD 5.	TIMOTHY J. BUCKLEY, Democratic.*	EDWIN A. LAMKIN, Republican.	JAMES J. McFAGUE, Socialist.	STEPHEN O'LEARY, Socialist.	MAURICE J. POWER, Democratic.	CHARLES E. WINSTON, Republican.	Blanks.
Precinct 1 . . . . .	154	124	7	7	146	117	83
" 2 . . . . .	330	71	14	11	341	58	141
" 3 . . . . .	258	13	7	7	269	10	130
" 4 . . . . .	109	56	10	12	110	51	56
" 5 . . . . .	288	47	11	13	272	44	95
" 6 . . . . .	195	43	7	5	178	41	75
Totals. . . . .	1,334	354	56	55	1,316	321	580

## SIXTH DISTRICT.

WARD 6.	THOMAS J. GRADY, Democratic.*	HENRY D. HOWIE, Republican.	SAVERIO R. ROMANO, Republican.	GEORGE A. SCIGLIANO, Democratic.*	Blanks.
Precinct 1 . . . . .	169	24	28	134	141
" 2 . . . . .	208	51	58	130	223
" 3 . . . . .	182	26	27	214	189
" 4 . . . . .	203	25	31	157	250
" 5 . . . . .	145	65	75	215	228
" 6 . . . . .	87	131	107	81	70
" 7 . . . . .	207	65	58	195	189
" 8 . . . . .	133	32	74	138	129
Totals. . . . .	1,334	419	458	1,264	1,419

\* Elected.

## Votes Cast for Representatives, State Election, 1905.

## SEVENTH DISTRICT.

WARD 7.	JOHN L. DONOVAN, Dem. Ind. Nom. Paper.	LOUIS GIARDINO, Republican.	THOMAS W. HAYES, Republican.	JAMES F. McDERMOTT,* Democratic.	JOHN QUINN, JR.,* Democratic.	Blanks.
Precinct 1.....	40	38	45	50	70	47
" 2.....	75	49	53	100	96	103
" 3.....	149	45	48	168	159	155
" 4.....	112	58	61	95	97	121
" 5.....	188	10	10	195	195	186
" 6.....	120	10	12	172	167	143
Totals.....	684	210	229	780	784	755

## EIGHTH DISTRICT.

WARD 8.	MARTIN M. LOMANEY,* Democratic.	ROBERT K. MCKIRDY,* Democratic.	ISRAEL SPIEGEL, Socialist.	Blanks.
Precinct 1.....	356	347	33	186
" 2.....	410	377	44	283
" 3.....	239	238	43	306
" 4.....	445	389	96	302
" 5.....	358	333	88	317
" 6.....	488	443	65	270
Totals.....	2,296	2,127	369	1,664

\* Elected.

## Votes Cast for Representatives, State Election, 1905.

## NINTH DISTRICT.

WARD 9.	FREDERICK A. H. BENNETT, Republican.	EDWARD F. FITZGERALD,* Democratic.	FRANK J. GETTHRO,* Democratic.	SAMUEL ZORN, Socialist.	Blanks.
Precinct 1 .....	118	255	197	38	284
" 2 .....	96	284	201	32	275
" 3 .....	33	233	171	21	224
" 4 .....	76	341	269	31	265
" 5 .....	146	230	183	34	235
" 6 .....	143	184	158	24	211
" 7 .....	31	286	254	9	126
Totals .....	643	1,813	1,433	189	1,620

## TENTH DISTRICT.

WARD 10.	J. BERNARD FERBER,* Republican.	FRANK B. FOSTER, Democratic.	WILLIAM E. MAHONY, Democratic.	GEORGE H. MOORE,* Republican.	Blanks.
Precinct 1 .....	60	119	121	65	127
" 2 .....	114	96	99	133	128
" 3 .....	123	67	65	144	83
" 4 .....	140	65	56	146	97
" 5 .....	146	30	31	158	89
" 6 .....	226	57	46	235	102
" 7 .....	385	105	82	390	110
" 8 .....	357	120	115	380	206
" 9 .....	282	97	77	288	110
Totals .....	1,833	756	692	1,939	1,052

\* Elected.



## Votes Cast for Representatives, State Election, 1905.

## ELEVENTH DISTRICT.

WARD 11.	MARCH G. BENNETT,* Republican.	JOHN W. BUTLER, Democratic.	GRAFTON D. CUSHING,* Republican.	WILLIAM H. McMASTERS, Democratic.	Blanks.
Precinct 1 .....	238	122	233	144	121
" 2 .....	161	108	150	115	156
" 3 .....	183	184	177	187	105
" 4 .....	260	97	287	113	101
" 5 .....	239	26	265	41	39
" 6 .....	178	30	196	34	34
" 7 .....	254	43	259	52	42
" 8 .....	255	30	283	42	42
" 9 .....	363	79	379	119	98
Totals .....	2,131	719	2,229	847	738

## TWELFTH DISTRICT.

WARD 12.	HUMPHREY J. COLLINS, Democratic.	FRED A. EWELL,* Democratic.	FRANK E. GAYLORD,* Republican.	CHARLES W. PARADISE, Republican.	Blanks.
Precinct 1 .....	106	123	283	252	146
" 2 .....	83	131	248	243	107
" 3 .....	111	156	164	130	107
" 4 .....	139	168	294	222	141
" 5 .....	105	98	218	167	110
" 6 .....	310	301	184	117	184
" 7 .....	258	264	103	60	121
Totals .....	1,112	1,241	1,494	1,191	691

\*Elected.

## Votes Cast for Representatives, State Election, 1905.

## THIRTEENTH DISTRICT.

WARD 13.		EUGENE T. BRAZZELL, * Democratic.	DANIEL CARROLL, Dem. Citizens Nom. Paper.	JOHAN C. JOHANSON, Republican.	WILLIAM L. NEWTON, * Democratic.	Blanks.
Precinct 1	.....	188	58	18	191	113
" 2	.....	223	55	12	191	115
" 3	.....	165	75	21	143	116
" 4	.....	240	76	21	204	145
" 5	.....	233	66	22	263	158
" 6	.....	191	71	24	169	133
" 7	.....	224	143	15	195	165
" 8	.....	217	67	12	206	138
Totals	.....	1,681	611	145	1,562	1,083

## FOURTEENTH DISTRICT.

WARD 14.		JOHN J. DRISCOLL, * Democratic.	ARTHUR H. FARRELL, Republican.	ANDREW B. JOHNSON, Socialist.	PATRICK J. SHIELDS, * Democratic.	WILLIAM H. WETMORE, Republican.	Blanks.
Precinct 1	.....	359	63	20	333	61	116
" 2	.....	369	40	17	335	30	137
" 3	.....	224	62	13	216	60	111
" 4	.....	222	84	28	209	85	92
" 5	.....	235	144	35	241	142	137
" 6	.....	177	122	20	178	116	99
" 7	.....	273	92	23	258	97	141
" 8	.....	257	119	23	265	121	139
Totals	.....	2,116	726	179	2,035	712	972

\* Elected.

## Votes Cast for Representatives, State Election, 1905.

## FIFTEENTH DISTRICT.

WARD 15.	EDWARD C. CREED,* Democratic.	ALEXANDER LEVVIS, Republican.	WILLIAM R. TAYLOR, Republican.	JOHN H. TOLAND,* Democratic.	Blanks.
Precinct 1.....	182	26	31	187	82
" 2.....	365	16	20	340	143
" 3.....	277	36	48	299	134
" 4.....	212	43	46	214	97
" 5.....	282	46	65	264	117
" 6.....	217	87	97	219	110
" 7.....	302	96	112	289	121
" 8.....	236	69	72	261	138
Totals.....	2,073	419	491	2,073	942

## SIXTEENTH DISTRICT.

WARD 16.	JAMES F. DAVERN, Republican.	WILLIAM J. DOOGUE,* Democratic.	JOHN M. McDONALD,* Democratic.	CHARLES H. S. ROBINSON, Republican.	Blanks.
Precinct 1.....	69	166	174	73	94
" 2.....	77	260	318	64	173
" 3.....	104	368	401	102	223
" 4.....	241	192	175	225	121
" 5.....	189	226	220	171	154
" 6.....	291	100	94	288	97
" 7.....	263	283	258	133	229
Totals.....	1,234	1,595	1,640	1,056	1,091

\* Elected.

## Votes Cast for Representatives, State Election, 1905.

## SEVENTEENTH DISTRICT.

WARD 17.	THOMAS F. CURLEY, Democratic.	THEODORE A. GLYNN,* Democratic.	MICHAEL J. McETRICK,* Dem. Citizens Nom. Paper.	HERBERT D. STERLING, Republican.	Blanks.
Precinct 1.....	194	146	113	36	179
" 2.....	183	172	133	23	185
" 3.....	84	105	196	127	158
" 4.....	79	203	235	154	157
" 5.....	149	184	131	40	162
" 6.....	128	193	104	18	131
" 7.....	198	217	180	33	194
" 8.....	247	307	275	91	270
" 9.....	130	185	244	93	186
Totals.....	1,392	1,712	1,661	615	1,622

## EIGHTEENTH DISTRICT.

WARD 18.	HENRY A. BROWN, Republican.	JOHN J. BUTLER,* Democratic.	MICHAEL P. DALY,* Democratic.	LOUIS EHRETS, Republican.	JAMES A. WATSON, Mun. Ownership Citizen.	Blanks.
Precinct 1.....	110	197	197	87	89	176
" 2.....	158	150	141	137	66	198
" 3.....	225	86	84	191	88	174
" 4.....	168	145	153	165	146	225
" 5.....	36	232	249	44	134	179
" 6.....	108	220	249	115	221	231
Totals.....	805	1,030	1,073	739	744	1,183

\* Elected.

## Votes Cast for Representatives, State Election, 1905.

## NINETEENTH DISTRICT.

WARD 19.	JOHN F. EGAN, * Democratic.	WILLIAM F. LEHMANN, Socialist.	JOSEPH E. MOONEY, * Democratic.	FRANK TUCKER, Republican.	CLEVELAND F. WITHERBY, Republican.	All others.	Blanks.
Precinct 1 . . . . .	289	21	289	143	127	.....	149
" 2 . . . . .	200	19	199	59	50	.....	107
" 3 . . . . .	363	18	366	33	30	.....	136
" 4 . . . . .	298	34	302	64	49	.....	135
" 5 . . . . .	170	12	166	97	74	.....	97
" 6 . . . . .	238	17	233	117	98	.....	121
" 7 . . . . .	352	16	352	52	53	1	166
" 8 . . . . .	300	20	290	90	71	.....	143
" 9 . . . . .	230	45	239	103	77	.....	158
Totals . . . . .	2,440	202	2,436	758	629	1	1,212

## TWENTIETH DISTRICT.

WARD 20.	HENRY J. DIXON, Democratic.	GEORGE G. HALL, Socialist.	THOMAS LEAVITT, * Republican.	JOHN SHEA, Democratic.	FRANK W. THAYER, * Republican.	All others.	Blanks.
Precinct 1 . . . . .	252	12	310	256	291	.....	161
" 2 . . . . .	275	17	291	290	276	.....	165
" 3 . . . . .	299	14	276	295	262	.....	130
" 4 . . . . .	398	15	124	380	112	.....	145
" 5 . . . . .	310	20	285	292	271	.....	134
" 6 . . . . .	393	16	293	327	276	.....	119
" 7 . . . . .	221	10	209	186	203	.....	171
" 8 . . . . .	162	6	391	137	363	.....	139
" 9 . . . . .	241	20	413	212	388	.....	172
" 10 . . . . .	130	8	530	107	489	1	139
" 11 . . . . .	148	11	182	137	178	.....	88
Totals . . . . .	2,829	149	3,304	2,619	3,109	1	1,563

\* Elected.

## Votes Cast for Representatives, State Election, 1905.

## TWENTY-FIRST DISTRICT.

WARD 21.	FRANKLIN P. BARNES, Rep. Ind. Nom. Paper.	FRED E. BOLTON,* Republican.	DANIEL D. KEARNS, Democratic.	JAMES T. KENNEY, Democratic.	EDWIN T. MCKNIGHT,* Republican.	All others.	Blanks.
Precinct 1 .....	32	209	163	164	205	.....	97
" 2 .....	33	177	195	211	163	.....	115
" 3 .....	23	125	122	115	110	1	88
" 4 .....	37	219	134	130	215	1	68
" 5 .....	24	225	144	135	205	.....	109
" 6 .....	47	283	155	124	275	.....	124
" 7 .....	37	307	211	198	275	.....	162
" 8 .....	42	360	187	154	340	.....	131
" 9 .....	58	328	231	230	303	.....	168
Totals .....	333	2,233	1,542	1,461	2,091	2	1,062

## TWENTY-SECOND DISTRICT.

WARD 22.	CARL ENGELKE, Socialist.	JEREMIAH J. HOURIN, Democratic.	JEREMIAH J. KELLEY, Democratic.	JACOB H. MOCK,* Republican.	WALTER A. WEBSTER,* Republican.	All others.	Blanks.
Precinct 1 .....	30	194	244	333	340	1	164
" 2 .....	22	335	344	152	194	.....	173
" 3 .....	8	280	276	73	94	.....	115
" 4 .....	33	176	183	295	291	.....	178
" 5 .....	36	277	230	237	280	.....	170
" 6 .....	17	88	100	304	308	.....	69
" 7 .....	14	92	107	283	314	.....	88
" 8 .....	34	215	238	207	210	.....	168
Totals .....	194	1,657	1,722	1,884	2,031	1	1,125

\*Elected.

Votes Cast for Representatives, State Election, 1905.  
 TWENTY-THIRD DISTRICT.

WARD 23.	JOHN J. CONWAY,* Democratic.	WARREN F. FREEMAN, Republican.	ALBERT H. HOFFMAN, Socialist.	JOHN P. SHEEHAN, Democratic.	A. S. PARKER WEEKS,* Republican.	All others.	Blanks.
Precinct 1 .....	140	162	5	121	162	.....	34
" 2 .....	326	106	10	375	104	.....	129
" 3 .....	267	89	13	362	98	.....	159
" 4 .....	278	166	17	270	184	.....	113
" 5 .....	275	294	29	205	332	1	160
" 6 .....	200	339	19	94	414	.....	162
" 7 .....	139	310	12	81	328	1	65
" 8 .....	252	334	6	72	267	.....	85
" 9 .....	222	103	8	146	92	.....	65
Totals .....	2,099	1,903	119	1,726	1,981	2	972

TWENTY-FOURTH DISTRICT.

WARD 24.	GIDEON B. ABBOTT,* Republican.	JOSEPH H. ALLEN, Socialist.	HERBERT W. BURR,* Republican.	ROBERT GALLAGHER, Democratic.	FREDERICK L. WILLIAMS, Democratic.	All others.	Blanks.
Precinct 1 .....	92	10	93	277	269	.....	145
" 2 .....	150	33	154	171	153	.....	111
" 3 .....	217	9	218	118	110	.....	92
" 4 .....	241	28	222	139	126	.....	100
" 5 .....	289	12	255	141	125	.....	96
" 6 .....	223	9	197	170	145	.....	114
" 7 .....	264	8	256	127	102	.....	93
" 8 .....	212	7	201	117	130	2	75
" 9 .....	186	22	170	191	117	.....	132
" 10 .....	256	5	257	119	94	.....	91
" 11 .....	269	10	251	126	106	.....	66
" 12 .....	218	23	221	156	139	.....	77
Totals .....	2,617	176	2,495	1,852	1,616	2	1,192

\* Elected.

Votes Cast for Representatives, State Election, 1905.

TWENTY-FIFTH DISTRICT.

WARD 25.	EDWARD W. BROWN, Republican.	ALLEN CLARK, JR.,* Democratic.	MICHAEL J. COYLE,* Democratic.	WILLIAM J. COYNE, Socialist.	ARTHUR E. CUFFLIN, Rep. Citizens Nom. Paper.	CHARLES D. B. FISK, Republican.	All others.	Blanks.
Precinct 1 . . . . .	250	295	197	15	23	252	.....	116
" 2 . . . . .	319	119	79	15	25	300	..... 1	100
" 3 . . . . .	293	112	92	11	17	279	.....	76
" 4 . . . . .	54	292	266	26	26	68	.....	84
" 5 . . . . .	147	292	286	18	36	159	.....	102
" 6 . . . . .	240	253	240	25	25	240	.....	139
" 7 . . . . .	149	300	310	13	13	159	.....	106
Totals . . . . .	1,452	1,663	1,470	123	165	1,457	1	723

\* Elected.



**Votes Cast for District Attorney, Suffolk County (to Fill Vacancy),  
State Election, 1905.**

WARDS.	JOHN B. MORAN,* Citizen.	MICHAEL J. SUGHRUE, Republican-Democrat.	All others.	Blanks.
1.....	1,867	1,300	.....	481
2.....	1,600	851	.....	465
3.....	1,239	1,002	.....	249
4.....	891	739	.....	211
5.....	1,018	753	.....	237
6.....	924	763	.....	760
7.....	860	624	.....	237
8.....	1,451	1,334	.....	443
9.....	1,437	1,055	.....	357
10.....	1,255	1,471	.....	410
11.....	884	2,173	.....	275
12.....	1,444	1,223	.....	310
13.....	1,427	822	.....	292
14.....	1,841	1,253	.....	276
15.....	1,624	1,085	.....	290
16.....	1,462	1,589	.....	257
17.....	1,665	1,457	.....	379
18.....	1,442	923	.....	422
19.....	1,974	1,477	.....	388
20.....	2,935	3,379	.....	473
21.....	1,918	2,163	1	280
22.....	1,967	1,882	.....	458
23.....	1,921	1,996	2	482
24.....	2,255	2,231	1	488
25.....	1,511	1,711	1	304
<b>Totals.....</b>	<b>38,812</b>	<b>35,256</b>	<b>5</b>	<b>9,224</b>

\* Elected.

Registered voters, 111,832.

Votes cast, 74,073.

Proportion of men registered who voted, 66 per cent.

The balance of this district comprises Chelsea, Revere and Winthrop.

**Votes Cast for Commissioners of Suffolk County, Boston District,  
State Election, 1905.**

WARDS.	EDWARD J. BROMBERG, Republican.	FRANKLIN L. CODDMAN, Republican.	J. PORTER CROSBY,* Democratic.	ARTHUR W. DOLAN,* Democratic.	FRED C. GILFATRICK, Republican.	MALACHI L. JENNINGS,* Democratic.	EDWARD A. McLAUGHLIN,* Democratic.	MILTON C. PAIGE, Republican.	MYRON E. PIERCE, Republican.	RICHARD SULLIVAN,* Democratic.	All others.	Blanks.
1 .....	1,640	1,647	1,372	1,355	1,528	1,297	1,308	1,616	1,652	1,314	....	3,511
2 .....	536	486	1,601	1,712	460	1,651	1,659	451	442	1,704	....	3,878
3 .....	421	401	1,642	1,674	360	1,634	1,648	385	378	1,646	....	2,261
4 .....	416	424	1,084	1,098	367	1,058	1,073	407	398	1,088	...	1,792
5 .....	405	398	1,229	1,263	360	1,194	1,196	376	365	1,229	....	2,025
6 .....	597	493	1,142	1,125	444	1,071	1,075	444	435	1,123	....	4,286
7 .....	383	355	929	944	326	880	933	347	321	941	...	2,246
8 .....	846	679	1,995	1,986	530	1,936	1,895	554	538	1,918	....	3,263
9 .....	718	595	1,592	1,585	546	1,552	1,528	574	552	1,545	....	3,458
10 .....	1,964	1,942	824	791	1,768	728	732	1,904	1,856	755	....	2,416
11 .....	2,234	2,280	829	759	2,057	724	751	2,197	2,208	761	....	1,860
12 .....	1,482	1,365	1,155	1,139	1,267	1,086	1,084	1,371	1,310	1,107	....	2,519
13 .....	243	214	1,740	1,770	202	1,701	1,726	231	169	1,763	....	2,946
14 .....	856	813	1,932	1,942	794	1,890	1,775	896	747	1,927	....	3,278
15 .....	628	572	1,815	1,843	535	1,771	1,794	598	504	1,840	....	3,095
16 .....	1,210	1,174	1,666	1,651	1,081	1,523	1,593	1,153	1,080	1,602	....	2,807
17 .....	786	729	2,005	1,998	698	1,910	1,932	722	690	1,979	....	4,056
18 .....	1,041	928	1,290	1,283	949	1,257	1,230	913	887	1,276	....	2,881
19 .....	929	782	2,340	2,348	728	2,262	2,294	774	723	2,387	....	3,628
20 .....	3,506	3,418	2,722	2,599	3,158	2,442	2,537	3,306	3,218	2,556	....	4,473
21 .....	2,506	2,375	1,574	1,521	2,233	1,398	1,451	2,368	2,301	1,453	1	2,629
22 .....	2,084	1,863	1,715	1,679	1,679	1,572	1,570	1,806	1,735	1,607	....	4,225
23 .....	2,465	2,147	1,705	1,634	1,931	1,555	1,540	2,073	2,025	1,598	....	3,332
24 .....	2,541	2,546	1,844	1,774	2,395	1,705	1,705	2,470	2,423	1,748	4	3,720
25 .....	1,587	1,599	1,512	1,437	1,524	1,364	1,371	1,559	1,530	1,418	3	2,731
Totals...	32,024	30,225	39,254	38,910	27,920	37,161	37,400	29,495	28,487	38,285	8	77,316

\* Elected.

## Number of Men Registered who Voted

(AS BY PRECINCT OFFICERS' RETURNS OF NAMES CHECKED ON VOTING LISTS),

State Election, 1905.

WARDS.	PRECINCTS.												Number of Names Checked.	Number Registered.	Per cent. Registered who Voted.
	1.	2.	3.	4.	5.	6.	7.	8.	9.	10.	11.	12.			
1.....	302	315	453	442	445	409	499	500	283	.....	.....	.....	3,648	4,817	76
2.....	371	224	336	331	316	355	503	480	.....	.....	.....	.....	2,916	3,941	74
3.....	366	428	416	459	466	355	.....	.....	.....	.....	.....	.....	2,490	3,364	74
4.....	329	256	352	328	313	263	.....	.....	.....	.....	.....	.....	1,841	2,621	70
5.....	319	483	347	202	385	272	.....	.....	.....	.....	.....	.....	2,008	2,704	74
6.....	248	335	319	333	364	238	357	253	.....	.....	.....	.....	2,447	3,117	78
7.....	145	238	362	272	392	312	.....	.....	.....	.....	.....	.....	1,721	2,250	76
8.....	461	557	413	616	548	633	.....	.....	.....	.....	.....	.....	3,228	4,169	77
9.....	446	444	341	491	414	360	353	.....	.....	.....	.....	.....	2,849	4,042	70
10.....	246	285	241	252	227	333	536	589	427	.....	.....	.....	3,136	4,420	71
11.....	429	345	418	429	305	236	325	326	519	.....	.....	.....	3,332	4,192	79
12.....	455	406	334	482	349	548	403	.....	.....	.....	.....	.....	2,977	4,196	71
13.....	284	298	260	343	371	294	371	320	.....	.....	.....	.....	2,541	3,684	69
14.....	476	464	343	360	467	356	442	462	.....	.....	.....	.....	3,370	4,668	72
15.....	254	442	397	306	387	365	460	388	.....	.....	.....	.....	2,999	4,179	72
16.....	288	446	599	477	480	435	583	.....	.....	.....	.....	.....	3,308	4,538	73
17.....	334	348	335	439	333	287	411	595	419	.....	.....	.....	3,501	4,505	78
18.....	428	425	424	501	437	572	.....	.....	.....	.....	.....	.....	2,787	4,035	69
19.....	509	317	473	441	308	412	496	457	426	.....	.....	.....	3,839	5,243	73
20.....	641	657	638	587	656	712	500	599	723	702	372	.....	6,787	9,017	75
21.....	435	447	292	402	421	504	595	607	659	.....	.....	.....	4,362	5,931	74
22.....	653	610	423	578	615	443	449	536	.....	.....	.....	.....	4,307	5,640	76
23.....	312	525	494	514	648	614	468	508	318	.....	.....	.....	4,401	5,501	80
24.....	443	386	382	428	459	429	425	372	409	411	414	417	4,975	6,483	77
25.....	574	479	440	408	520	581	525	.....	.....	.....	.....	.....	3,527	4,575	77
Totals.....													83,297	111,832	

Average per cent. of men registered who voted, 74.



DEMOCRATIC VOTES CAST AT  
CITY PRIMARY.

Registered Male Voters, City Primary, 1905.

WARDS.	PRECINCTS.												Totals.
	1.	2.	3.	4.	5.	6.	7.	8.	9.	10.	11.	12.	
1 .....	402	400	590	593	585	600	690	671	361	.....	.....	.....	4,892
2 .....	523	342	457	455	420	476	669	639	.....	.....	.....	.....	3,981
3 .....	489	585	559	658	627	454	.....	.....	.....	.....	.....	.....	3,372
4 .....	474	388	515	460	442	360	.....	.....	.....	.....	.....	.....	2,639
5 .....	466	614	458	284	508	406	.....	.....	.....	.....	.....	.....	2,736
6 .....	313	429	405	442	490	322	456	330	.....	.....	.....	.....	3,187
7 .....	196	330	518	388	494	366	.....	.....	.....	.....	.....	.....	2,292
8 .....	629	777	563	812	714	821	.....	.....	.....	.....	.....	.....	4,316
9 .....	669	670	445	692	618	526	491	.....	.....	.....	.....	.....	4,111
10 .....	349	405	342	376	357	458	755	819	591	.....	.....	.....	4,462
11 .....	603	465	560	526	354	279	396	389	659	.....	.....	.....	4,231
12 .....	684	558	463	700	553	755	538	.....	.....	.....	.....	.....	4,251
13 .....	429	433	410	472	530	419	498	510	.....	.....	.....	.....	3,701
14 .....	664	592	459	515	628	515	628	687	.....	.....	.....	.....	4,688
15 .....	373	611	574	431	511	494	654	549	.....	.....	.....	.....	4,197
16 .....	408	658	841	694	650	560	749	.....	.....	.....	.....	.....	4,560
17 .....	454	429	440	612	434	361	521	758	536	.....	.....	.....	4,545
18 .....	626	634	647	770	618	772	.....	.....	.....	.....	.....	.....	4,067
19 .....	722	453	616	577	438	592	639	635	604	.....	.....	.....	5,276
20 .....	873	921	851	778	890	934	686	755	943	901	528	.....	9,060
21 .....	606	604	405	531	607	651	778	851	930	.....	.....	.....	5,963
22 .....	823	797	588	777	792	593	581	708	.....	.....	.....	.....	5,659
23 .....	362	639	582	670	870	806	576	618	386	.....	.....	.....	5,509
24 .....	590	528	526	558	573	509	565	473	563	546	536	576	6,543
25 .....	787	638	562	548	638	794	632	.....	.....	.....	.....	.....	4,599
<b>Total.....</b>													<b>112,827</b>

## Democratic Votes Cast for Mayor, City Primary, 1905.

WARDS.	EDWARD J. DONOVAN.	JOHN F. FITZGERALD.*	All others.
1 .....	754	1,103	.....
2 .....	1,411	1,375	.....
3 .....	926	1,399	.....
4 .....	739	951	.....
5 .....	862	981	.....
6 .....	643	1,443	.....
7 .....	642	707	.....
8 .....	2,482	470	.....
9 .....	1,612	942	1
10 .....	403	419	.....
11 .....	472	353	.....
12 .....	546	835	.....
13 .....	1,204	1,454	.....
14 .....	1,236	1,535	.....
15 .....	1,163	1,456	1
16 .....	933	1,207	1
17 .....	1,036	1,762	.....
18 .....	586	1,205	.....
19 .....	1,259	1,837	.....
20 .....	1,282	1,695	1
21 .....	760	988	.....
22 .....	822	1,026	1
23 .....	826	886	.....
24 .....	945	1,253	.....
25 .....	843	848	.....
Totals .....	24,387	28,130	5

\*Nominated.

**Democratic Votes Cast for Street Commissioner, City  
Primary, 1905.**

WARDS.	JAMES H. DOYLE.	All others.
1.....	1,342	.....
2.....	2,328	2
3.....	1,658	2
4.....	1,329	5
5.....	1,249	6
6.....	1,595	.....
7.....	818	.....
8.....	2,277	1
9.....	1,495	.....
10.....	557	.....
11.....	562	12
12.....	1,082	2
13.....	1,906	4
14.....	2,444	.....
15.....	1,836	1
16.....	1,547	6
17.....	2,181	2
18.....	1,541	.....
19.....	2,299	2
20.....	2,052	21
21.....	1,882	1
22.....	1,355	1
23.....	1,263	3
24.....	1,512	4
25.....	1,316	.....
<b>Totals .....</b>	<b>38,926</b>	<b>75</b>



## Democratic Votes Cast for Aldermen, City Primary, 1905.

## FIRST DISTRICT.

	Ward 1.	Ward 2.	Totals.
Thomas J. Giblin.....	882	1,147	2,029
* Michael J. Leary.....	823	1,480	2,303

## SECOND DISTRICT.

	Ward 3.	Ward 4.	Ward 5.	Totals.
* Edward L. Cauley.....	1,222	823	784	2,829
George F. Monahan.....	1,006	791	951	2,748

## THIRD DISTRICT.

	Ward 7.	Ward 11.	Totals.
Michael T. Callahan.....	407	166	573
* Daniel J. Donnelly.....	663	107	770
Henry A. Frothingham.....	158	441	599
Nathaniel G. Robinson.....	28	73	101

## FOURTH DISTRICT.

	Ward 6.	Ward 8.	Totals.
Thomas J. McMackin.....	1,140	350	1,490
* Daniel A. Whelton.....	581	2,328	2,909

## FIFTH DISTRICT.

	Ward 9.	Ward 10.	Totals.
Patrick Bowen.....	734	254	988
* Daniel L. Flanagan.....	1,690	364	2,054
Patrick J. Keating.....	36	125	161

## SIXTH DISTRICT.

	Ward 18.	Ward 21.	Totals.
Robert P. Clarkson.....	137	397	534
John T. Kennedy.....	290	673	963
* Patrick Edward Murray, Jr.....	1,177	522	1,699

## SEVENTH DISTRICT.

	Ward 13.	Ward 14.	Ward 15.	Totals.
* John E. Baldwin.....	699	1,591	773	3,063
Thomas J. Collins.....	1,260	826	698	2,784
William E. Hickey.....	513	714	1,192	2,419
* Frank J. Linehan.....	1,500	1,168	1,089	3,757
William Martin.....	188	336	666	1,190
Redmond McDonough.....	106	95	53	254

## EIGHTH DISTRICT.

	Ward 16.	Ward 20.	Ward 24.	Totals.
John J. L. Campbell.....	433	651	446	1,530
Jeremiah Connor.....	134	331	423	888
John W. Finnegan.....	246	667	433	1,346
* Richard H. Foley.....	1,292	817	418	2,527
* William J. Hennessey.....	661	1,433	742	2,836
Thomas H. Meade.....	159	683	543	1,385
John E. Walsh.....	326	368	595	1,289

\* Nominated.

**Democratic Votes Cast for Aldermen, City Primary,  
1905. — Concluded.**

**NINTH DISTRICT.**

	Ward 12.	Ward 17.	Totals.
Peter Connolly.....	109	112	221
Timothy L. Connolly.....	443	824	1,267
* James M. Curley.....	697	1,754	2,451

**TENTH DISTRICT.**

	Ward 19.	Ward 25.	Totals.
Thomas Morrissey.....	978	117	1,095
* Michael R. Murphy.....	382	949	1,331
Cornelius O'Leary.....	827	25	852
William H. Woods.....	572	481	1,053

**ELEVENTH DISTRICT.**

	Ward 22.	Ward 23.	Totals.
Fred J. Kneeland.....	1,414	1,442	2,856
All others.....	1	....	1

\* Nominated.

## Ward 1.—Democratic Votes Cast at City Primary, 1905.

## FOR COMMON COUNCIL.

Francis A. Murphy.....	1,369	Theodore L. Sorenson.....	1,378
Robert E. Sexton.....	1,417	All others.....	4

## FOR WARD COMMITTEE.

[Entitled to Twelve.]

*\* First Group.*

William F. McClellan.....	953
James F. Nolan.....	936
John Brant.....	916
Patrick Healey.....	909
James S. Flynn.....	911
Henry S. Howard.....	910
Michael J. Cunningham.....	917
Joseph G. J. Finn.....	912
John W. Conley.....	904
William J. Ferguson.....	900
Albert Titlebaum.....	891
Bernard W. Hobdell.....	896

*Second Group.*

Henry L. Plummer.....	641
William C. Maguire.....	605
Augustine J. Bulger.....	606
William H. Ellis.....	602
Daniel M. Dugan.....	604
John J. Morris.....	605
D. Gordon Mackay.....	598
Norman C. McNaughton.....	596
Albert J. Beaton.....	606
Antonio Canevaro.....	594
Joseph A. Caggiano.....	591
George J. McCarthy.....	596

\* Elected.

## FOR DELEGATES TO CITY CONVENTION.

[Entitled to Twelve.]

*First Group.*

* Thomas F. Croak.....	878
* George W. Bond.....	860
* Thomas F. Mahoney.....	858
* Daniel D. O'Flaherty.....	860
* John B. Farren.....	859
* William J. Cahill.....	856
* Christopher P. Conlin.....	855
* William I. Calhoun.....	852
* Samuel W. K. Brooks.....	852
* Louis Nolan.....	857
* Louis A. Zielinger.....	855

*Second Group.*

* Timothy F. Harrigan.....	525
Norman C. McNaughton.....	514
Henry L. Plummer.....	524
Augustine J. Bulger.....	520
William C. Maguire.....	518
William H. Ellis.....	521
Julius Poetters.....	512
Frank Gibbons.....	514
Antonio Canevaro.....	513
Dennis J. Mulcahy.....	512
John R. Bartlett, Jr.....	514
John Q. Adams.....	513

\* Elected.

**Ward 2.—Democratic Votes Cast at City Primary, 1905.**

**FOR COMMON COUNCIL.**

*Thomas F. Doherty.....	1,176	Charles J. Hagan.....	804
*William G. Donovan.....	1,108	Bernard F. Hanrahan.....	910
William J. Dunn.....	481	Daniel B. McLunes.....	562
*Michael H. Fitzgerald.....	1,470		

\* Nominated.

**FOR WARD COMMITTEE.**

[Entitled to Eighteen.]

*\*First Group.*

*Second Group.*

John L. Kelly.....	1,116	John J. Douglass.....	842
Thomas Arthur.....	1,051	William C. S. Healey.....	772
Joseph A. Conry.....	1,061	Patrick A. Lang.....	766
John H. Lane.....	1,059	Edward M. Barron.....	760
John H. Fitzpatrick.....	1,069	William E. Burke.....	760
Patrick C. Donovan.....	1,046	Cornelius J. McGrevey.....	755
Abe S. Aronson.....	1,043	William H. O'Connor.....	744
James E. Fitzgerald.....	1,073	John B. Fay.....	750
Thomas F. Doherty.....	1,050	John E. McPartland.....	747
Aloysius F. O'Brien.....	1,041	Charles A. Owen.....	740
Michael J. Leary.....	1,071	William G. Greenall.....	741
Joseph F. Crowley.....	1,044	John H. Wills.....	741
Eugene J. Reardon.....	1,052	Michael J. Coughlan.....	741
John F. Sullivan.....	1,067	John J. Daly.....	736
Edward I. Kelly.....	1,049	Daniel J. Gillespie.....	741
Phillip L. Fahey.....	1,027	Daniel Cosgrove.....	737
John E. Burke.....	1,043	J. Edward Dalton.....	741
Giovanni Bellizia.....	1,018	Bernard B. Scheib.....	731

\* Elected.

**FOR DELEGATES TO CITY CONVENTION.**

[Entitled to Eighteen.]

Joseph A. Conry.....	2,459	Albert S. Titman.....	2,459
William Taylor.....	2,459	Michael J. Brophy.....	2,459
John F. Sullivan.....	2,459	James E. Toomey.....	2,459
Charles E. J. Houghton.....	2,459	Thomas F. Nealon.....	2,459
Florence J. McCarthy.....	2,459	Edward F. O'Shea.....	2,459
John H. Marshall.....	2,459	Daniel T. McCallion.....	2,459
Thomas C. Flanagan.....	2,459	John Donovan.....	2,459
Michael J. Donahue.....	2,459	Raphael Nalherseg.....	2,459
John Cornetta.....	2,459	Jacob W. Berman.....	2,459

## Ward 3. — Democratic Votes Cast at City Primary, 1905.

## FOR COMMON COUNCIL.

Charles A. Boles.....	456	*Thomas F. Fitzgerald.....	948
John J. Burns.....	69	Frederick B. McDonald.....	564
*Joseph E. Donovan.....	905	Henry J. McLaughlin.....	893
*Michael J. Eagan.....	1,454	William H. Sullivan.....	498

\* Nominated.

## FOR WARD COMMITTEE.

[Entitled to Thirteen.]

*\* First Group.*

James J. Mellen.....	1,247
James J. Sweeney.....	1,204
John J. Ryan.....	1,199
Edward J. Moore.....	1,203
Henry J. Wade.....	1,197
James Cook.....	1,196
Eugene L. McCarthy.....	1,194
Richard E. Joyce.....	1,194
Henry E. Malone.....	1,188
Michael J. Brennan.....	1,196
William J. Shannon.....	1,189
Francis A. Doherty.....	1,198
Charles S. Sullivan.....	1,199

*Second Group.*

Edward L. Quigley.....	698
John J. Mahoney.....	672
Joseph L. Daisy.....	666
Hugh F. McManamin.....	658
James H. Wilson.....	669
Joseph H. Casey.....	661
Daniel J. Barry.....	660
Edward Burns.....	658
Edward F. Donnelly.....	664
Dennis J. McCarthy.....	664
William D. Reddy.....	657
Jeremiah Daley.....	658
John F. O'Brien.....	664

\* Elected.

## FOR DELEGATES TO CITY CONVENTION.

[Entitled to Thirteen.]

*\* First Group.*

Charles S. Sullivan.....	1,171
John E. Hayes.....	1,162
James J. Tierney.....	1,157
Michael W. Fitzgerald.....	1,160
John A. McLaughlin.....	1,158
Michael W. Collins.....	1,151
Burton M. Lawlor.....	1,149
Daniel McDonald.....	1,160
Timothy J. Toomey.....	1,154
William J. Ennis.....	1,154
Timothy McCartney.....	1,155
Bernard S. McMackin.....	1,158
James J. Mellen.....	1,166

*Second Group.*

James H. Wilson.....	590
Joseph L. Daisy.....	591
William J. Sullivan.....	590
Joseph C. Mahoney.....	587
Frank J. Green.....	590
James Monagle.....	588
John F. O'Brien.....	590
Michael J. O'Loughlin.....	583
Hugh T. Mullen.....	580
David C. Carney.....	584
John J. Carroll.....	584
Daniel J. Maguire.....	582
Joshua Lee.....	588

\* Elected.

Ward 4. — Democratic Votes Cast at City Primary, 1905.

FOR COMMON COUNCIL.

John D. Cadogan.....	577	Thomas F. Mackin.....	138
James P. Carr.....	172	*William E. Magurn.....	771
*James E. Ducey .....	635	William P. Mahoney.....	313
*John J. Hayes .....	712	George F. McGonagle .....	186
Timothy J. Hurley.....	335	John Sullivan.....	250

\* Nominated.

FOR WARD COMMITTEE.

[Entitled to Nine.]

<i>* First Group.</i>		<i>Second Group.</i>	
Philip O'Brien.....	667	John P. Green .....	484
David F. Scanlan .....	656	Joseph P. O'Leary.....	433
Luke D. Mullen.....	644	Charles H. Fitzgerald.....	446
Lawrence H. O'Sullivan.....	639	John Barry .....	429
Daniel E. Kelly .....	630	Edward F. Brown .....	428
William H. Marnell.....	646	Eugene S. Mehegan.....	429
Joseph L. Casey .....	619	Patrick J. Kelly.....	415
John F. Collins.....	652	John McGrath.....	418
John H. Quinlan.....	673	Edward Bradley.....	423

\* Elected.

FOR DELEGATES TO CITY CONVENTION.

[Entitled to Nine.]

<i>* First Group.</i>		<i>Second Group.</i>	
Thomas A. Kelley .....	621	John W. Donohue .....	378
John F. O'Donoghue.....	594	Martin S. Carney .....	368
Peter A. McDonald.....	596	Maurice A. Neville.....	369
Philip C. McMahon.....	603	John S. Berry.....	363
James J. Morrison.....	593	John Farrell .....	362
John J. Powers .....	591	Christopher Devine.....	382
John J. Cannon.....	594	Thomas F. McKenna .....	372
George H. McDonough.....	590	Gregory J. Hamilton .....	364
Michael F. Tierney .....	587	James J. Connolly.....	372

\* Elected.

## Ward 5.—Votes Cast at Democratic City Primary, 1905.

## FOR COMMON COUNCIL.

James J. Coughlin.....	533	Andrew A. Murphy.....	532
William W. Everett.....	163	*J. Frank O'Brien.....	656
Cornelius F. Galvin.....	303	*Joseph M. Sullivan.....	755
John Linnehan.....	377	Michael J. Walsh.....	319
*John J. McDermott.....	674		

\*Nominated.

## FOR WARD COMMITTEE.

[Entitled to Eleven.]

*\* First Group.*

Arthur W. Dolan.....	831
Maurice J. Power.....	848
Michael F. Donovan.....	783
James J. Coughlin.....	783
James F. Murphy.....	764
John J. Linnehan.....	778
John J. Murphy.....	771
Thomas D. Sullivan.....	768
Edward Callahan.....	766
Charles M. Dacey.....	801
James A. McDonald, Jr.....	814

*Second Group*

George F. Monahan.....	516
John C. Hurley.....	491
Arthur Harrington.....	479
George A. Murdock.....	469
John J. Doherty.....	450
Thomas J. Coveney.....	453
Charles McDevitt.....	445
Thomas F. Toomey.....	451
Edward P. Riorden.....	452
David P. Sawyer.....	446
Peter J. Hartnett.....	454

\*Elected.

## FOR DELEGATES TO CITY CONVENTION.

[Entitled to Eleven.]

*\* First Group.*

Maurice J. Power.....	872
James A. McDonald, Jr.....	835
James F. Nyhan.....	798
Patrick J. Sullivan.....	804
Michael F. Donovan.....	804
Cornelius J. Sullivan.....	791
James F. Murphy.....	798
Thomas Nolan.....	794
William J. Kelley.....	788
John H. Graham.....	790
Arthur W. Dolan.....	819

*Second Group.*

John C. Hurley.....	523
Peter J. Hartnett.....	477
George A. Murdock.....	485
Charles McDevitt.....	475
John J. Doherty.....	469
Thomas J. Coveney.....	472
Edward P. Riorden.....	474
David P. Sawyer.....	466
John M. Harrington.....	477
Thomas F. Toomey.....	471
Arthur Harrington.....	480

\*Elected.

## Ward 6. — Democratic Votes Cast at City Primary, 1905.

## FOR COMMON COUNCIL.

Frank Leveroni.....	498	Dominic G. Romano.....	96
* Philip J. McGonagle.....	1,057	* Joseph Santosuosso.....	1,078
Nell A. O'Donnell.....	474	Hyman L. Wizansky.....	151
* Max L. Rachkowsky.....	903	Frank M. Zottoli.....	284

\* Nominated.

## FOR WARD COMMITTEE.

[Entitled to Fourteen.]

<i>* First Group.</i>		<i>Second Group.</i>	
Thomas J. Grady.....	919	Achille Forte.....	149
Patrick F. Brogan.....	853	Francisco Ciambelli.....	152
Andrew A. Badaracco.....	889	Lorenzo Di Giusto.....	140
Dennis F. O'Connell.....	873	Andrea Di Pietro.....	142
Abraham Berman.....	874	Joseph Ardini.....	138
Michael Leverone.....	865	Matthew J. McLaughlin.....	145
Edward E. Higgins.....	861	John F. McIntire.....	145
Robert D. O. C. Burnett.....	864	Luigi Carangelo.....	140
Domenick Raggio.....	862	Charles M. Sofall.....	140
Daniel McLaughlin.....	867		
Patrick Cannon.....	868		
Patrick H. Bradley.....	866		
George A. Scigliano.....	872		
Edward F. Connelly.....	874		

\* Elected.

## FOR DELEGATES TO CITY CONVENTION.

[Entitled to Fourteen.]

<i>* First Group.</i>		<i>Second Group.</i>	
Edward W. Dixon.....	918	Joseph Ardini.....	167
Charles H. Bonner.....	874	Achille Forte.....	170
Joseph DeVoto.....	871	Francisco Ciambelli.....	170
John McGafligan.....	864	Charles M. Sofall.....	162
Ralph Granara.....	865	Lorenzo Di Giusto.....	164
George Casey.....	869	Andrea Di Pietro.....	162
Myer L. Silverstein.....	872	Matthew J. McLaughlin.....	166
Patrick J. Smith.....	863	John F. McIntire.....	164
Michael Nazzaro.....	920	Luigi Carangelo.....	167
Frederick Lafferty.....	916		
Maurice S. Rogers.....	926		
Joseph Venuti.....	872		
James J. Rogers.....	868		
John A. Ryan.....	879		

\* Elected.



## Ward 7.—Democratic Votes Cast at City Primary, 1905.

## FOR COMMON COUNCIL.

* Bartholomew A. Brickley.....	535	Edward F. Kelleher.....	171
Patrick J. Carey.....	116	Jeremiah F. Kelleher.....	211
* Matthew J. Dacey.....	379	Joseph F. Kelly.....	255
William J. Dwyer.....	227	P. Joseph Madigan.....	107
* William J. Foley.....	506	Edward D. Spellman.....	374
Henry T. Jeffords.....	96		

\* Nominated.

## FOR WARD COMMITTEE.

[Entitled to Nine.]

*\* First Group.*

William T. A. Fitzgerald.....	528
James F. McDermott.....	513
Thomas Mackey.....	488
Thomas C. Murphy.....	484
Joseph B. Ryan.....	486
Daniel F. O'Connell.....	480
William A. H. Crowley.....	494
John F. Collins.....	479
John Morrissy.....	477

*Second Group.*

John L. Donovan.....	411
Charles H. Sughrue.....	367
Jeremiah J. Shea.....	366
Cornellus J. Sullivan.....	368
John T. Kennedy.....	368
William J. Barry.....	366
Michael J. Burns.....	366
George Bolton.....	362
Thomas F. Mooney.....	362

\* Elected.

## FOR DELEGATES TO CITY CONVENTION.

[Entitled to Nine.]

James F. McDermott.....	876	John W. Sullivan.....	842
James H. Stone.....	846	Michael J. Regan.....	842
William F. Fanning.....	840	Edward J. Carroll.....	839
Frederick C. Willard.....	836	George S. Lavis.....	844
William L. Donohoe.....	839		

## Ward 8. — Democratic Votes Cast at City Primary, 1905.

## FOR COMMON COUNCIL.

George W. Boylen.....	543	* Jeremiah J. McCarthy.....	1,944
James F. Farley, Jr.....	612	* Jacob Rosenberg.....	1,888
* Alfred J. Lill, Jr.....	1,783	Joseph Simmons.....	566

\* Nominated.

## FOR WARD COMMITTEE.

[Entitled to Seventeen.]

*\* First Group.*

Martin M. Lomasney.....	1,566
Michael F. Hart.....	1,550
William H. Cuddy.....	1,552
Morris L. Morrison.....	1,550
Thomas F. Keenan.....	1,545
John B. McGrath.....	1,547
Charles Coleman.....	1,546
Daniel A. Whelton.....	1,556
Joseph A. Maynard.....	1,546
Robert W. Feeney.....	1,544
Jacob Robinson.....	1,541
Edward F. Mulhern.....	1,541
Daniel J. Kiley.....	1,543
Dennis J. Collins.....	1,544
Louis Sonnabend.....	1,549
James H. Butler.....	1,553
David Mancovitz.....	1,551

*Second Group.*

Timothy W. Crowley.....	169
Louis Dolowsky.....	167
Harris C. Porter, Jr.....	167
John H. Farley.....	168
George R. Dean.....	168
Joseph Simmons.....	169
Louis Miller.....	170
Joseph Simons.....	169
Nathan Barnett.....	168
Abraham Perelstein.....	168
Charles J. McCourt.....	167
Mario Mondello.....	166
Peter Gill.....	169
David Shapiro.....	167
Edward E. Keevin.....	166
George W. Boylen.....	167
Walter Gill.....	168

\* Elected.

## FOR DELEGATES TO CITY CONVENTION.

[Entitled to Seventeen.]

*\* First Group.*

Daniel J. Kiley.....	1,415
Francis J. Horgan.....	1,399
Hyman Weinberg.....	1,401
Charles H. Shiebeler.....	1,400
John I. Fitzgerald.....	1,400
Thomas H. F. Murphy.....	1,399
Bernard J. Doherty.....	1,400
James A. Bragan.....	1,400
Julius K. Wlner.....	1,399
Joseph F. Freno.....	1,400
William H. Driscoll.....	1,398
Patrick J. Colbert.....	1,395
William T. O'Brien.....	1,396
Edward F. Havlin.....	1,397
Daniel J. Flynn.....	1,398
Martin Leftovith.....	1,399
Michael W. Breck.....	1,399

*Second Group.*

Timothy W. Crowley.....	177
Louis Dolowsky.....	174
Harris C. Porter, Jr.....	172
John H. Farley.....	175
George R. Dean.....	173
Joseph Simmons.....	174
Louis Miller.....	175
Joseph Simons.....	176
Abraham Perelstein.....	176
Nathan Barnett.....	175
Charles J. McCourt.....	175
Mario Mondello.....	172
Peter Gill.....	173
David Shapiro.....	173
Edward E. Keevin.....	172
George W. Boylen.....	174
Walter Gill.....	172

\* Elected.

## Ward 9.—Democratic Votes Cast at City Primary, 1905.

## FOR COMMON COUNCIL.

Michael Costello.....	852	Isaac Klein.....	424
* John W. Craig.....	882	Sam Moskowitz.....	168
John J. Doherty.....	461	Thomas Nolan.....	164
* John S. Driscoll.....	919	Solomon Sacks.....	421
John F. Haughey.....	163	* Daniel L. Sullivan.....	1,030

\*Nominated.

## FOR WARD COMMITTEE.

[Entitled to Sixteen.]

John A. Keliher.....	2,398	Edward F. Fitzgerald...	2,398
James J. Langau.....	2,398	Patrick J. McCarthy.....	2,398
John J. Gartland.....	2,398	William G. Bird.....	2,398
Michael Leonard.....	2,398	Jack G. Romeo.....	2,398
Richard J. Hayes.....	2,398	James B. Cherry.....	2,398
David McCarthy.....	2,398	James Slattery.....	2,398
Charles H. Reinhart.....	2,398	Solomon Keene.....	2,398
Fred W. Shee.e.....	2,398	Frank J. Gethro.....	2,398

## FOR DELEGATES TO CITY CONVENTION.

[Entitled to Sixteen.]

John J. Gartland.....	2,398	Daniel L. Sullivan.....	2,398
Charles H. Reinhart.....	2,398	John W. Craig.....	2,398
Daniel L. Flanagan.....	2,398	James B. Cherry.....	2,398
Edward F. Fitzgerald.....	2,398	Thomas Uniacke.....	2,398
Michael Leonard.....	2,398	Solomon Keene.....	2,398
Frank J. Gethro.....	2,398	William G. Bird.....	2,398
Patrick J. McCarthy.....	2,398	Hugh T. Gartland.....	2,398
James Slattery.....	2,398	John W. Ring.....	2,398

## Ward 10.—Democratic Votes Cast at City Primary, 1905.

## FOR COMMON COUNCIL.

Henry J. Foley .....	572	William M. McGee.....	532
David B. Kaufman.....	505	All others.....	1

## FOR WARD COMMITTEE.

[Entitled to Ten.]

*First Group.*

Hugh D. Montague.....	286
William F. Brady.....	275
Daniel F. Dowd.....	274
Winthrop M. Merrill.....	270
Patrick W. Moriarty.....	273
Thomas J. Walsh.....	275
Edmond J. O'Brien.....	275
Francis M. Carroll.....	273
Daniel J. Murphy.....	275
William M. McGee.....	274

*\* Second Group.*

Jeremiah E. McCarthy .....	297
Jeremiah J. Keane .....	297
Arthur J. O'Neil.....	295
Michael Mooney.....	294
John J. Clifford.....	298
Michael Shea.....	294
Edward Lienemann.....	293
Daniel J. Horgan.....	297
Martin F. Quigley.....	293
James A. Sullivan.....	293

\*Elected.

## FOR DELEGATES TO CITY CONVENTION.

[Entitled to Nine.]

*First Group.*

* Francis M. Carroll.....	265
William F. Brady.....	258
* Winthrop M. Merrill.....	260
Patrick M. Moriarty.....	259
Edmond J. O'Brien.....	258
Daniel F. Dowd.....	259
* Thomas J. Walsh.....	263
* Hugh D. Montague.....	268
* Daniel J. Murphy.....	262

*Second Group.*

* Michael J. Donovan.....	266
* William E. Fallon.....	260
John Morgan .....	257
John M. Dooley.....	257
Archibald Currie.....	258
Patrick Leonard.....	259
John J. Doelling.....	256
* Thomas F. Carroll.....	261
* James A. Sullivan.....	263

\*Elected.

## Ward 11. — Democratic Votes Cast at City Primary, 1905.

## FOR COMMON COUNCIL.

John J. Fenelon.....	626	A. Le Baron Russell.....	619
Newton Metcalf.....	590		

## FOR WARD COMMITTEE.

[Entitled to Twelve.]

Stiles G. Wells.....	647	Joshua M. Sears, Jr.....	638
Henry McIntosh.....	635	John J. Fay.....	639
Patrick C. Fenelon.....	648	William E. Brinnick.....	630
Lewis A. Armistead.....	633	Frank Cunningham.....	650
Charles A. Blake.....	644	John F. Comer.....	641
Charles H. Dunn.....	638	Richard J. Murray.....	651

## FOR DELEGATES TO CITY CONVENTION.

[Entitled to Twelve.]

Nathan Matthews.....	678	Edward O'Hanlon.....	659
Josiah Quincy.....	672	Frank L. Murphy.....	663
John A. Sullivan.....	664	Edward F. Sherry.....	658
Thomas J. Gargan.....	670	Thomas F. McCarthy.....	663
John G. Blake.....	664	John F. Kenney.....	661
Patrick E. Lynch.....	667	Edward W. Gordon.....	656

## Ward 12.—Democratic Votes Cast at City Primary, 1905.

## FOR COMMON COUNCIL.

Philip J. Abele.....	458	* George T. Daly.....	630
Fred J. Buttrick.....	584	* James W. Hayes.....	832
* Frank H. Cowin.....	594		

\* Nominated.

## FOR WARD COMMITTEE.

[Entitled to Eleven.]

<i>* First Group.</i>		<i>Second Group.</i>	
David D. Leahy.....	645	Edward M. Shanley.....	235
Joseph S. Murray.....	611	William E. Hale.....	232
Fred A. Ewell.....	620	William P. Harrington.....	231
Jacob B. Basch.....	609	Thomas F. Grady.....	235
Peter E. Whalen.....	612	Leo Toschi.....	227
Walter E. Donovan.....	604	James Corrigan.....	230
Peter Hill.....	594	John F. McGurty.....	227
Henry W. Harrington.....	599	Harry Whitehead.....	224
John W. Collins.....	601	George H. Hogan.....	228
Timothy W. Murphy.....	602	Fred W. Adams.....	225
George F. Keenan.....	601	Denis F. Buckley.....	217

\* Elected.

## FOR DELEGATES TO CITY CONVENTION.

[Entitled to Eleven.]

<i>* First Group.</i>		<i>Second Group.</i>	
Humphrey J. Collins.....	562	John J. Leary.....	212
Patrick W. McNally.....	563	John Carroll.....	210
Joseph P. Walsh.....	565	Garrett J. Walsh.....	209
James T. Rowan.....	559	Myer J. Lurie.....	208
Thomas F. Russell.....	562	Arthur W. Williams.....	209
Humphrey B. Sullivan.....	561	William Whitehead.....	205
John J. Kane.....	564	Philip J. Abele.....	209
Thomas C. Quinn.....	561	Matthew J. Conlin.....	206
Joseph W. Sheehan.....	564	William Pickett.....	205
James J. Bowden.....	561	Charles E. Cole.....	210
Francis M. Gray.....	544	Timothy Doherty.....	203

\* Elected.

## Ward 13.—Democratic Votes Cast at City Primary, 1905.

## FOR COMMON COUNCIL.

James J. Doyle .....	461	Thomas McDavitt .....	214
Florence Fitzgerald.....	309	*Thomas P. McDavitt.....	889
*Florence H. Fitzgerald.....	745	James R. McDonough . . .	577
Francis J. W. Ford.....	690	William Joseph Murphy .....	52
Edmund A. Mahoney.....	178	Edward Noonan .....	138
William J. Manning.....	322	Edward T. J. Noonan.....	552
*Leo F. McCullough.....	1,057	William F. J. O'Mara.....	206

\* Nominated.

## FOR WARD COMMITTEE.

[Entitled to Sixteen.]

<i>First Group.</i>		<i>Second Group.</i>	
* Eugene T. Brazzell.....	1,180	* Jeremiah J. McNamara.....	1,131
* Michael J. Fox.....	1,064	* Joseph L. Sullivan.....	1,053
* Edward J. McGann .....	1,057	Patrick J. Shlne.....	1,048
* Timothy J. Murphy.....	1,058	* James P. Calnan .....	1,050
* Francis H. Hughes.....	1,051	John H. Pentoney .....	1,048
* Michael A. McCarthy.....	1,053	* Stephen Donohue.....	1,050
Peter Duggan .....	1,049	John T. Nee.....	1,047
Matthew Murphy .....	1,043	* Patrick A. Foley .....	1,055
Patrick J. Hennessy.....	1,048	Patrick H. Dooley .....	1,045
Jeremiah J. Cahan.....	1,046	John C. J. Loughlin.....	1,049
Bartholomew J. Lynch.....	1,044	James E. Sheridan .....	1,043
Bartholomew E. Hanrahan.....	1,043	Edward G. Morris .....	1,049
Dominick J. Hurney.....	1,042	* Patrick F. Logan.. ..	1,050
John E. L. Monaghan.....	1,044	Patrick F. Delany .....	1,046
Stephen A. Welch.....	1,044	* James F. Grady.....	1,052
* Daniel T. Lydon .....	1,054	Joseph E. Burke.....	1,049

\* Elected.

## FOR DELEGATES TO CITY CONVENTION.

[Entitled to Sixteen.]

<i>* First Group.</i>		<i>Second Group.</i>	
William L. Newton.....	1,162	Andrew L. O'Toole .....	981
Mark Burke.....	1,046	John H. Pentoney.....	927
Patrick J. Keefe.....	1,052	Thomas J. Barry.....	923
James A. Duffey.....	1,050	Joseph F. Du Ponte.....	925
Bernard J. McLaughlin .....	1,043	Joseph L. Sullivan.....	831
Francis T. A. Moynihan.....	1,055	Patrick Dwyer .....	923
James J. Raftus, Jr .....	1,040	Daniel F. Eagan .....	934
John J. Barrett .....	1,042	Thomas McCra .....	922
John L. Sullivan.....	1,058	William H. Keefe.....	927
Dennis F. Leary.....	1,040	James J. Pontuso.....	925
John Adams .....	1,038	Michael J. Delay .....	927
Michael J. Foley.....	1,050	Henry F. Hastings.....	928
Michael D. McGrath.....	1,046	Martin Malloy .....	925
Charles J. Holderried.....	1,038	George J. O'Brien .....	927
Stephen J. Manning.....	1,043	David J. Hurley .....	923
Michael H. O'Connor.....	1,048	John Shealey.....	929

\* Elected.

### Ward 14.-- Democratic Votes Cast at City Primary, 1905.

#### FOR COMMON COUNCIL.

Joseph L. Alcardi.....	527	Edmund F. Murphy.....	820
*Thomas F. Coogan.....	1,405	Robert L. Tennihan.....	330
Sylvester Hodges.....	258	*John Troy.....	1,104
Robert Walter Logan.....	365	Joseph W. F. Whall.....	663
*Patrick D. McGrath.....	821		

\*Nominated.

#### FOR WARD COMMITTEE.

[Entitled to Sixteen.]

J. Frank O'Hare.....	2,667	William F. Burke.....	2,667
John J. Driscoll.....	2,667	James M. O'Hearn.....	2,667
Patrick J. Shiels.....	2,667	James H. Nolan.....	2,667
William J. Drummond.....	2,667	Joseph M. Howard.....	2,667
William J. O'Brien.....	2,667	William Carroll.....	2,667
Thomas V. Coughlin.....	2,667	Thomas A. Barry.....	2,667
John H. Buckley.....	2,667	Cornelius J. Fitzgerald.....	2,667
James F. Lucey.....	2,667	Michael J. Dacey.....	2,667

#### FOR DELEGATES TO CITY CONVENTION.

[Entitled to Sixteen.]

J. Frank O'Hare.....	2,667	Thomas F. O'Brien.....	2,667
Patrick J. Shiels.....	2,667	William J. Cunningham.....	2,667
Frank J. Hannon.....	2,667	James L. Burns, Jr.....	2,667
John Connor.....	2,667	Joseph W. Collins.....	2,667
John J. Driscoll.....	2,667	James W. Loughlin.....	2,667
John J. Hartnett.....	2,667	Edward F. Farquharson.....	2,667
William F. Condon.....	2,667	Michael F. Doyle.....	2,667
Joseph H. Reagan.....	2,667	Thomas J. O'Brien.....	2,667



## Ward 15.—Democratic Votes Cast at City Primary, 1905.

## FOR COMMON COUNCIL.

James T. Cassidy.....	936	* Hugh Mealey, Jr.....	1,133
Michael A. Coughlin.....	502	* Patrick H. O'Connor.....	1,631
George Henery Hooper.....	245	James J. Shea.....	145
* James J. Hughes.....	1,120	James Sullivan.....	187

\* Nominated.

## FOR WARD COMMITTEE.

[Entitled to Fifteen.]

*First Group.*

William S. McNary.....	895
Thomas J. Kenny.....	854
John H. Toland.....	891
August Kern.....	836
William Martin.....	863
Michael F. Clary.....	839
Stephan W. Hoppe.....	842
Charles J. O'Connor.....	855
Reuben Rush.....	840
James M. Lane.....	856
Joseph O. Gallagher.....	839
James J. Lynch.....	844
William H. Sullivan.....	846
Daniel V. McIsaac.....	871
Edward P. Barry.....	852

*\* Second Group.*

William E. Hickey.....	1,127
Charles E. Walsh.....	1,086
William G. Quirk.....	1,070
Thomas T. Butler.....	1,080
Simon E. Duffin.....	1,070
Campbell D. Shaw.....	1,073
Thomas F. McCabe.....	1,072
John Bulman.....	1,069
James P. Holland.....	1,072
John J. Barry.....	1,070
Peter F. Hines.....	1,068
John F. Clancy.....	1,072
Joseph J. O'Mara.....	1,078
Thomas B. Bradley.....	1,089
Edward F. Buckley.....	1,081

\* Elected.

## FOR DELEGATES TO CITY CONVENTION.

[Entitled to Fifteen.]

Daniel V. McIsaac.....	1,640	Thomas J. Hennessy.....	1,601
John J. Tobin.....	1,621	Michael J. Venis.....	1,593
John F. McMorrow.....	1,622	Michael A. Keenan.....	1,596
William J. Cummings.....	1,601	John P. Kvicala.....	1,595
Timothy J. Murphy.....	1,604	Stephen R. Burdick.....	1,595
John J. Lenehan.....	1,609	Thomas J. Kenny.....	1,597
Edward P. Barry.....	1,608	William S. McNary.....	1,615
Ernest C. Mains.....	1,598		

## Ward 16. — Democratic Votes Cast at City Primary, 1905.

## FOR COMMON COUNCIL.

Michael J. Callahan.....	498	Arthur J. Gardner.....	229
* Michael J. Collins.....	695	* John D. McGivern.....	632
Thomas J. Corliss.....	353	William F. Mulligan.....	133
John L. Costello.....	559	* John P. Noonan.....	676
George F. Coughlin.....	449	Frank J. Stearns.....	120
James P. Fogarty.....	557		

\* Nominated.

## FOR WARD COMMITTEE.

[Entitled to Thirteen.]

<i>First Group.</i>		<i>* Second Group.</i>	
Malachi L. Jennings .....	766	William J. Lyons.....	905
William E. Brown.....	744	Thomas Bowman.....	872
Thomas S. Prendergast.....	754	Andrew S. Roberts.....	871
Augustus E. Glennon .....	744	Robert F. Arnold.....	870
John J. Boyle, Jr.....	747	John F. Shea.....	876
Hugh M. Garrity .....	745	Herman J. Shepard.....	865
Thomas F. Collins .....	744	Frank X. Coveney.....	868
Timothy F. Buckley.....	743	John J. Crowley.....	874
Thomas F. Dolan.....	742	William J. Fitzgerald.....	880
Edward C. Connors.....	741	John F. Grant.....	871
George J. Twiss.....	736	Joseph L. Sullivan.....	877
William J. Doogue.....	756	Daniel S. Harkins .....	881
William J. Donovan.....	751	John M. McDonald.....	904

\* Elected.

## FOR DELEGATES TO CITY CONVENTION.

[Entitled to Thirteen.]

Daniel J. Coffey .....	1,396	Walter R. Tarbett.....	1,379
Henry G. Venneman.....	1,382	William J. Donovan.....	1,379
Frank A. Tully .....	1,387	Daniel J. McGuire.....	1,379
William E. Brown.....	1,380	Stephen A. Jennings.....	1,382
Edward J. Colman.....	1,380	Eugene J. Courtney.....	1,380
Timothy J. O'Connor.....	1,385	Joseph B. O'Rourke .....	1,382
William S. Rowe .....	1,383		

## Ward 17.—Votes Cast at Democratic City Primary, 1905.

## FOR COMMON COUNCIL.

John J. Burke.....	408	John J. Keller.....	825
* James J. Conboy.....	1,599	Thomas F. Phelan.....	720
John W. Cronan.....	332	Alexius A. Reiser.....	159
* William J. Gleason.....	1,362	Martin J. Smith.....	371
* Thomas M. Joyce.....	1,356		

\* Nominated.

## FOR WARD COMMITTEE.

[Entitled to Seventeen.]

*\* First Group.*

William P. Grady.....	1,333
Francis L. Daly.....	1,268
Anthony McAnulty.....	1,282
Edward McLaughlin.....	1,275
Edward F. Carney.....	1,282
Hubert H. McCorkle.....	1,272
Thomas Fallon.....	1,286
John W. Hennessey.....	1,280
Murray Silverstine.....	1,286
Jeremiah J. Good.....	1,287
James W. Tobin.....	1,271
Thomas McMan.....	1,274
Thomas F. Farrell.....	1,274
John Faulkner.....	1,272
Anthony McNealy.....	1,277
Thomas L. Owens.....	1,274
Frederick M. J. Sheenan.....	1,277

*Second Group.*

Theodore A. Glynn.....	901
Timothy A. Murphy, Jr.....	859
Patrick H. Gallagher.....	861
John C. Hoyle.....	853
Nicholas J. Dunn.....	857
John F. Stevens.....	857
Henry W. Kelly.....	857
James T. Ambrose.....	850
William McDonald.....	853
Richard W. Garry.....	857
William P. O'Brien.....	854
John J. Dowd.....	853
Frank J. Pendleton.....	854
Patrick J. Murray.....	854
Thomas O'Donnell.....	853
Michael P. Dempsey.....	850
James F. Kelley.....	858

\* Elected.

## FOR DELEGATES TO CITY CONVENTION.

[Entitled to Seventeen.]

*\* First Group.*

Jeremiah J. Good.....	1,322
Clarence E. Goodwin.....	1,297
Lawrence Cunningham.....	1,293
John Gray.....	1,287
John F. Heggie.....	1,282
Edward J. Dowd.....	1,291
James F. Rooney.....	1,286
Richard J. Skeffington.....	1,282
Philip Fisher.....	1,284
John M. Callaghan.....	1,287
Joseph E. Curley.....	1,292
Thomas F. Mahan.....	1,285
William H. Morgan.....	1,284
William P. Fraser.....	1,278
James H. Feeley.....	1,278
Francis J. Brennan.....	1,281
John Kearns.....	1,282

*Second Group.*

John J. Mansfield.....	867
Thomas M. Monahan.....	854
Richard P. Dooley.....	858
Edwin Poole.....	851
George J. O'Brien.....	856
George Darlow.....	846
Richard V. Quirk.....	856
William F. Brackett.....	848
John J. Keegan.....	851
Michael A. Malley.....	849
Cornelius J. Crowley.....	851
Hugh Kelly.....	849
Thomas Burke.....	851
John T. Malley.....	850
Daniel J. Murphy.....	850
Michael S. Drew.....	849
Luke F. McDermott.....	849

\* Elected.

**Ward 18.—Democratic Votes Cast at City Primary, 1905.**

**FOR COMMON COUNCIL.**

*William J. Barrett.....	793	Michael H. Gorman.....	209
Daniel F. Cronin.....	387	Frank J. McGlynn.....	119
Thomas H. Cummings .....	227	Michael F. O'Brien.....	365
*Daniel J. Curley, Jr.....	662	Edward P. Rae.....	40
John Donley.....	212	Michael F. Scully.....	176
*Joseph P. Good.....	664	James F. Wildes.....	203

\* Nominated.

**FOR WARD COMMITTEE.**

[Entitled to Thirteen.]

<i>* First Group.</i>	<i>Second Group.</i>	<i>Third Group.</i>			
Michael P. Daly.....	786	Thomas J. Fay.....	408	James A. Watson.....	197
James P. Timilty.....	732	William B. Larkin....	401	Patrick J. Maguire....	182
Ignatius S. McDonough .....	717	John McKernan.....	371	George E. Curran.....	161
Martin Milmore.....	718	M. Frank Hogarty....	379	Charles McGeever....	165
James H. McGrath....	706	Daniel A. Buckley....	372	John T. Kerrigan....	162
David Kasanof.....	714	John Mulheran.....	371	William H. Harrison, Jr .....	164
Michael F. Kelly.....	718	Nicholas J. Nally....	375	James M. Dorman....	162
George Kenney.....	712	Daniel P. Harrington,	366	John J. Kilduff.....	165
Henry N. Carbrey....	706	Harry Green.....	359	Charles J. Finn.....	161
Bartholomew F. Sullivan.....	714	John J. Welch.....	361	James Welch.....	162
Frank A. Goode.....	713	William J. Mulcahy... 369		William T. Fouhy....	158
Thomas F. Kenney... 716		Thomas J. Fallon....	384	Charles O'Connell....	161
Cornelius Owens..... 723		Martin Gilmore.....	382		

\* Elected.

**FOR DELEGATES TO CITY CONVENTION.**

[Entitled to Thirteen.]

<i>First Group.</i>	<i>Second Group.</i>	<i>Third Group.</i>			
*John J. Clark.....	495	*Jeremiah J. McNamara .....	367	James A. Watson.....	296
*William Kelly.....	484	James W. Hession....	345	William H. Harrison, Jr .....	266
*John H. Brooker....	483	James Browne.....	341	John T. Kerrigan....	262
*William H. Bragg... 477		Peter A. Drea.....	342	John J. Kilduff.....	268
*Michael H. Havey... 478		Fred J. Reid.....	339	Patrick J. Maguire....	272
*Joseph F. Coan.....	479	Patrick J. Quinn.....	348	George E. Curran....	263
*Charles A. McCarthy, 482		John H. Neas.....	342	Charles McGeever....	260
*John J. Gately.....	480	Thomas W. McManus, 338		James Welch.....	264
*James P. Ford.....	479	Charles H. Jennings.. 342		Charles J. Finn... ..	262
*John Doyle.....	486	Charles R. Mudge....	341	William T. Fouhy....	258
*Otto Schneberger... 476		Hagop Garobig.....	338	Charles O'Connell....	267
*Joseph Graver..... 478		James F. Regan.....	342	James M. Dorman....	260
		Joseph Cronin.....	345		

\* Elected.

Ward 19. — Democratic Votes Cast at City Primary, 1905.

FOR COMMON COUNCIL.

Philip Bourke.....	657	William Kohler.....	709
Michael M. Dolan.....	596	*Samuel J. Madden.....	1,069
John J. Donovan.....	696	*Timothy F. Murphy.....	1,042
Edward A. Fitzgerald.....	296	Cornelius J. Sullivan.....	546
*James J. Kelley.....	833	Edward J. Sullivan.....	214
Michael H. Kenney.....	691		

\* Nominated.

FOR WARD COMMITTEE.

[Entitled to Twenty.]

<i>* First Group.</i>	<i>Second Group.</i>	<i>Third Group.</i>
John F. Egan.....	John P. Reardon.....	John McInerney.....
Florence J. Driscoll... 887	Patrick W. Horan... 606	Thomas Reynolds.... 695
Frank A. Penders.... 854	John Burns..... 604	Frederic R. Mulloney, 684
Thomas J. Scollin.... 866	John W. O'Reilly.... 598	Martin J. Mulroy.... 673
Charles F. Mackenzie, 884	William Gately..... 603	Patrick P. Gately.... 682
Edmund M. Stanton. 859	Edward E. Roach.... 606	James Mantle..... 672
John A. Costello..... 874	John D. Loftus..... 595	James A. McCormick, 685
John T. Keogh..... 858	Michael Niland..... 604	John C. Crowley..... 680
James F. Lavin..... 875	William Cobe..... 594	James Gallagher..... 674
John F. Kinney.... 869	William J. Myers.... 595	John F. O'Neil..... 676
Charles J. Jacobs.... 864	Edward P. Hurley... 597	John J. Dwyer..... 682
Maurice M. Shea..... 867	Neil Harol..... 591	David A. O'Brien.... 684
Joseph F. Donovan... 867	Thomas Good..... 603	Martin H. Fitzgerald, 678
John P. Mahoney.... 865	Malachi T. Norton... 593	John D. Reynolds.... 677
Frank J. Long..... 868	Daniel Sullivan..... 592	Hugh J. Gildea..... 679
Harry J. Reidy..... 858	Patrick J. Coffey.... 596	James Doherty..... 678
Daniel J. O'Connell... 864	John Pearle..... 587	Owen McGovern..... 671
Daniel J. McCarthy... 863	August H. F. Schlicht-	Michael T. Athridge.. 677
Patrick J. McGilli-	ing..... 587	Thomas J. Coffey.... 676
cuddy..... 850	James W. Cleary.... 600	William F. Welch.... 681
William J. Barry.... 858		

\* Elected.

FOR DELEGATES TO CITY CONVENTION.

[Entitled to Twenty.]

<i>* First Group.</i>	<i>Second Group.</i>	<i>Third Group.</i>
John H. Kenneally.... 758	William Gately..... 611	Thomas Reynolds.... 609
Christopher Shannon, 721	Thomas Gaffney..... 587	Hugh J. Gildea..... 583
Joseph C. Woods.... 742	Michael J. Horan.... 591	Martin J. Lowney... 582
John J. Madden..... 733	Thomas F. Clinton... 585	James Brodigan..... 581
Timothy J. Driscoll... 726	Thomas H. Sullivan.. 594	Fraucis A. Mahan.... 580
Edward R. Brennen.. 718	Thomas H. Young.... 582	Cornelius P. Mahony, 582
William Gilligan.... 720	John L. Mulkeen.... 584	James McInerney.... 597
Daniel Noonan..... 720	Timothy J. McCarthy, 587	James A. Hennessy.. 579
William H. Powers... 716	John J. Norton..... 586	Thomas J. Morley... 585
Frederick Bleiler... 725	William Lynch..... 580	Florence Buttimer... 577
Gustav Engewald.... 721	Thomas J. Costello... 589	Michael Casey..... 581
Thomas O'Leary..... 722	Roger Darcey..... 584	Edward F. McCul-
Lawrence H. Logan... 727	William Hogan..... 586	lough..... 578
Franz Dorr..... 719	Thomas J. Coffey.... 584	John F. Sullivan.... 590
William Dunn..... 719	John J. Hartmann... 585	Patrick Carey..... 580
John J. Burns..... 719	Charles Allgaier.... 584	Owen Curley..... 578
Thomas F. Lehan.... 720	Edward P. MacFar-	William J. Fitzsim-
William L. Broder.... 715	landj..... 579	mons..... 585
John J. McGowan.... 721	Michael Houston.... 581	John Duffy..... 580
James E. Gilligan.... 727	John S. Dietel..... 583	Andrew Clifford.... 576
		Patrick J. Cunniff... 584

\* Elected.

## Ward 20.—Democratic Votes Cast at City Primary, 1905.

## FOR COMMON COUNCIL.

Francis Baker.....	1,319	* Redmond S. Fitz Gerald.....	1,721
* Joseph A. Cahalan.....	1,590	All others.....	1
* Joseph L. Crowley.....	1,917		

\* Nominated.

## FOR WARD COMMITTEE.

[Entitled to Twenty.]

<i>* First Group.</i>		<i>Second Group.</i>	
William J. Power.....	1,379	James J. Byrne.....	558
Joseph E. Collins.....	1,333	John J. McGillen.....	553
James E. Connaughton.....	1,336	Edward J. McGrath.....	552
Bartholomew F. Roach.....	1,333	Alfred H. Murphy.....	549
John F. Kelly.....	1,334	John W. Finnegan.....	553
John B. Carr.....	1,324	Joseph M. Kelly.....	553
James F. Murphy.....	1,322	Patrick E. Kelliher.....	558
William G. Cadigan.....	1,329	John F. Dolan.....	551
Charles S. McEvilla.....	1,320	Edward J. Brady.....	555
Daniel J. Desmond.....	1,325	Henry D. Connor.....	554
Alfred Levy.....	1,313	Henry Brown.....	551
Richard King.....	1,322	Henry W. Gay.....	554
John E. Gill.....	1,324	William H. Marden.....	552
John P. Hatch.....	1,327	John H. Cavanagh.....	554
John H. Kenney.....	1,328	Edward J. Barrett.....	554
Wilson Ourish.....	1,325	Martin E. Griffin.....	549
William J. Hennessey.....	1,345	John H. Galvin.....	549
John Shea.....	1,339	Edmund J. J. Doyle.....	551
Francis J. Norton.....	1,334		
John A. Dooley.....	1,334		

\* Elected.

## FOR DELEGATES TO CITY CONVENTION.

[Entitled to Twenty.]

<i>* First Group.</i>		<i>Second Group.</i>	
John J. Cunningham.....	1,242	Henry W. Gay.....	573
Edward J. Rogers.....	1,225	Thomas F. Flynn.....	576
Stephen C. Siney.....	1,217	Joseph H. McCarthy.....	571
George J. Neely.....	1,214	John J. Sugrue.....	572
James P. F. O'Neil.....	1,222	Alfred Lakeman.....	571
Christopher F. Skelley.....	1,216	Louis B. Gillon.....	565
William J. Power.....	1,226	William Stevens.....	571
Joseph F. Coulon.....	1,213	Michael D. Keane.....	572
Michael McDermott.....	1,217	Patrick E. Kelleher.....	571
Patrick A. Kearns.....	1,215	Arthur W. Snider.....	567
Richard E. Clancy.....	1,216	William H. Brady.....	570
Humphrey J. Sullivan.....	1,213	Michael Buckley.....	570
Joseph J. Forrester.....	1,210	John F. Dolan.....	569
Abraham Blumenthal.....	1,213	John W. Hausding.....	563
Patrick Finnegan.....	1,217	Owen Brennan.....	563
John H. Mulhern.....	1,214	Edward J. Duran.....	563
Karan J. Hart.....	1,217	Joseph M. Kelly.....	568
John J. Selby.....	1,206	Michael Casey.....	564
William A. O'Kane.....	1,214	John McGuinness.....	566
George J. Regan.....	1,213	Edmund J. J. Doyle.....	566

\* Elected.

## Ward 21.—Democratic Votes Cast at City Primary, 1905.

## FOR COMMON COUNCIL.

Walter W. Foley.....	1,387	Harry Lipman.....	1,349
Henry D. O. Kurrus.....	1,283		

## FOR WARD COMMITTEE.

[Entitled to Fourteen.]

<i>* First Group.</i>		<i>Second Group.</i>	
Henry P. Nawn.....	851	John J. Johnston, Jr.....	457
John Finn.....	836	Edward T. McGettrick.....	439
William J. Carlin.....	813	Walter A. Buckley.....	431
John F. Monahan.....	800	Arthur J. Duffy.....	429
John D. Berran.....	804	George P. Clark.....	420
Abraham Levy.....	799	William A. Coleman.....	426
Martin F. Curley.....	801	Ernest A. Grimm.....	421
John T. Kennedy.....	812	Joseph J. Deery.....	419
Robert E. Maguire.....	810	James M. Lyons.....	400
Harry C. Byrne.....	805	Joseph B. Wermers.....	423
Charles R. Cutter.....	800	Patrick Kenney.....	415
Irving P. Gammon.....	803	Edward J. Kilduff.....	424
Michael F. Shay.....	808	Leopold M. Manheimer.....	412
James B. Walker.....	796	Edward Crosby.....	424

\* Elected.

## FOR DELEGATES TO CITY CONVENTION.

[Entitled to Fourteen.]

<i>First Group.</i>		<i>Second Group.</i>	
* John A. Brett.....	748	* Edward T. McGettrick.....	424
* Edward A. McLaughlin.....	741	Benjamin F. Lamb.....	411
* Thomas J. Leach.....	729	Arthur J. Duffy.....	417
* Thomas E. Masterson.....	728	Edward J. Kilduff.....	414
* Harry C. Byrne.....	734	George P. Clark.....	409
* John D. Wilson.....	728	William A. Coleman.....	412
* Adam S. Amrhein.....	721	Ernest A. Grimm.....	408
* Edward T. Curley.....	732	John J. Johnston, Jr.....	420
* Eugene T. Galligan.....	730	Edward Crosby.....	414
* Martin J. Flinn.....	736	Joseph J. Deery.....	406
* William E. Shay.....	735	Patrick Kenney.....	407
* Jacob Scheinfeldt.....	737	Walter A. Buckley.....	415
Robert Eager, Jr.....	727	Joseph F. Lomasney.....	419
		Leopold M. Manheimer.....	407

\* Elected.

## Ward 22.—Democratic Votes Cast at City Primary, 1905.

## FOR COMMON COUNCIL.

* Patrick F. Gavin.....	662	John C. Morgan.....	347
James F. Griffin.....	468	Benjamin Opper.....	94
* Matthew J. Hanley.....	696	William R. Reid.....	594
James F. McGuiggan.....	327	* John J. Shea, Jr.....	986

\* Nominated.

## FOR WARD COMMITTEE.

[Entitled to Fifteen.]

<i>First Group.</i>		<i>* Second Group.</i>	
Patrick F. Donovan.....	681	James J. McCarty.....	897
William J. Nawn.....	633	Louis Dick.....	836
Dennis J. Whalen.....	621	James P. Carty.....	848
John A. Gerrity.....	637	Fred A. Finigan.....	849
William J. Jacobs.....	623	Daniel E. Hannaford.....	843
George H. Noone.....	628	Michael W. Hormell.....	837
Joseph T. Lee.....	635	Edward J. Glennon.....	839
Daniel P. Carey.....	625	John C. O'Toole.....	850
Frank C. Dolan.....	620	Joseph F. Crotty.....	846
John H. Nolan.....	616	John J. Burke.....	841
John A. Furst.....	618	John A. Kopp.....	833
Frank J. Kenney.....	622	John J. Handwerk.....	835
John A. McAleer.....	617	Daniel W. Campbell.....	837
John C. Cunniff.....	617	John J. Keane.....	841
Benjamin Dellheim.....	615	Fred J. Fallon.....	855

\* Elected.

## FOR DELEGATES TO CITY CONVENTION.

[Entitled to Fifteen.]

<i>First Group.</i>		<i>* Second Group.</i>	
William J. Nawn.....	618	Laurence J. Wagner.....	761
Daniel P. Carey.....	610	Michael McPherson.....	745
Charles J. F. O'Brien.....	622	Patrick McMannus.....	751
John A. McAleer.....	608	John L. Morrill.....	740
John C. Morgan.....	609	Thomas B. Owens.....	739
John Anderson.....	607	Patrick R. Doran.....	741
Patrick Maguire.....	608	Hugo Hornig.....	742
Patrick J. Horan.....	606	Pascal B. Campbell.....	741
James M. Ryan.....	603	James V. Devine.....	741
Charles J. Travers.....	603	Matthias P. F. Brandley.....	745
John H. Nolan.....	603	Thomas I. Millin.....	741
Joseph W. Gerrity.....	606	William J. Morgan.....	740
John F. McKernan.....	604	Timothy J. Hartnett.....	737
Patrick F. Donovan.....	609	Louise Lahaise.....	740
Michael J. Norton.....	622	Jeremiah W. Healey.....	744

\* Elected.



**Ward 23. — Democratic Votes Cast at City Primary, 1905.****FOR COMMON COUNCIL.**

* Francis H. Fox.....	903	* John W. Patterson, Jr.....	1,049
* John S. Graham.....	1,117	All others.....	3
Henry S. Kettendorf.....	814		

\* Nominated.

**FOR WARD COMMITTEE.**

[Entitled to Fourteen.]

John F. Cronin.....	1,349	Richard J. Cronin.....	1,321
William J. Leonard.....	1,342	Joseph H. Hogan.....	1,307
Bernard A. Dolan.....	1,331	Thomas B. Wellington.....	1,306
Ignatius J. Craffey.....	1,312	Ward D. Prescott.....	1,305
John S. Graham.....	1,318	Edward F. Coughlin.....	1,313
Patrick J. Osborne.....	1,309	Bernard A. Welsh.....	1,305
Daniel J. Ahern.....	1,320	James J. Kennedy.....	1,324

**FOR DELEGATES TO CITY CONVENTION.**

[Entitled to Fourteen.]

J. Porter Crosby.....	1,303	James T. Kilroe.....	1,284
Patrick M. Keating.....	1,300	John H. Loughan.....	1,295
John F. Cronin.....	1,312	John H. Brodrick.....	1,295
William J. Leonard.....	1,311	Paul L. Jepson.....	1,293
Bernard A. Dolan.....	1,302	Dennis J. Maloney.....	1,289
Eugene H. Eichorn.....	1,287	Patrick J. Osborne.....	1,299
Joseph H. Hogan.....	1,293	John A. Coulthurst.....	1,310

**Ward 24. — Democratic Votes Cast at City Primary, 1905.****FOR COMMON COUNCIL.**

Nathan S. Clark.....	1,001	* Dennis J. Driscoll.....	1,315
* Jeremiah J. Coffey.....	1,230	* Peter McManus.....	1,011

\* Nominated.

**FOR WARD COMMITTEE.**

[Entitled to Fourteen.]

John P. Riley.....	1,580	Michael C. Broughal.....	1,545
Francis A. King.....	1,571	James M. Broderick.....	1,549
Michael E. Flynn.....	1,586	Timothy Toomey.....	1,548
Timothy F. Bradley.....	1,566	John J. Lyons.....	1,534
Edward J. McGovern.....	1,561	John Mahan.....	1,541
John F. Hurley.....	1,561	John J. Galvin.....	1,560
James Brady.....	1,550	All others.....	5
Edward F. Kearns.....	1,551		

**FOR DELEGATES TO CITY CONVENTION.**

[Entitled to Fourteen.]

James T. O'Brien.....	1,565	Timothy F. Deegan.....	1,540
Michael E. Flynn.....	1,578	John B. Thatcher.....	1,542
Michael J. Coleman.....	1,553	George F. McCafferty.....	1,548
John J. Galvin.....	1,556	Patrick J. Brophy.....	1,549
Patrick Kelliher.....	1,549	John Mahan.....	1,544
John Farrell.....	1,548	Thomas E. O'Connor.....	1,551
Daniel J. Sullivan.....	1,560	James E. Dillon.....	1,548

**Ward 25.— Democratic Votes Cast at City Primary, 1905.**

**FOR COMMON COUNCIL.**

* Patrick H. Barry.....	800	William V. Rooney.....	290
John Byrne.....	462	John F. Sennott.....	166
* Frank Grinley.....	551	Martin J. Shaughnessy.....	393
Joseph M. Matson.....	267	* Charles H. Timmins.....	669
Edward P. O'Connell.....	409		

\* Nominated.

**FOR WARD COMMITTEE.**

[Entitled to Thirteen.]

*First Group.*

* John H. Lee.....	768
Thomas J. Young.....	669
Michael Kiernan.....	658
* Patrick F. Carley.....	685
John F. Moran.....	674
* John H. Brogle.....	679
* Michael R. Murphy.....	734
William J. Driscoll.....	670
Daniel W. O'Leary.....	665
Francis W. Dobbratz.....	657
* James S. Kelly.....	689
Robert Campbell.....	654
* Frank Grinley.....	679

*Second Group.*

* James Comerford.....	696
* James Donovan.....	689
* John McGinn.....	688
John B. Curry.....	669
Lawrence H. Holland.....	674
Edward S. Burke.....	666
* John A. Callahan.....	678
John Lydon.....	676
* Owen Cunningham.....	712
William Francis Cashman.....	669
* Arthur B. Gillpatrick.....	691
* John Murden.....	710

\* Elected.


**FOR DELEGATES TO CITY CONVENTION.**

[Entitled to Thirteen.]

Michael J. Coyle.....	1,322	James A. Maguire.....	1,261
John Murden.....	1,298	James A. McGeough.....	1,255
John J. Lane.....	1,257	Peter Duggan.....	1,270
Peter F. Kelly.....	1,278	Jeremiah J. Sullivan.....	1,268
Josiah S. Dean.....	1,262	Edward H. Nelligan.....	1,262
Thomas F. Tierney.....	1,263	John Kingston, Jr.....	1,271
Frank Shea.....	1,263		

## Number of Democratic Ballots Cast at City Primary, 1905.

WARD.	PRECINCTS.												Totals.
	1.	2.	3.	4.	5.	6.	7.	8.	9.	10.	11.	12.	
1.....	106	69	96	144	246	384	362	368	134	.....	.....	.....	1,909
2.....	387	233	332	344	319	294	533	449	.....	.....	.....	.....	2,891
3.....	234	437	370	515	483	364	.....	.....	.....	.....	.....	.....	2,403
4.....	357	187	290	323	356	218	.....	.....	.....	.....	.....	.....	1,731
5.....	217	451	393	167	391	285	.....	.....	.....	.....	.....	.....	1,904
6.....	240	312	308	321	334	100	330	239	.....	.....	.....	.....	2,184
7.....	88	172	286	173	395	295	.....	.....	.....	.....	.....	.....	1,409
8.....	532	527	243	591	547	594	.....	.....	.....	.....	.....	.....	3,034
9.....	424	442	391	495	282	215	385	.....	.....	.....	.....	.....	2,634
10.....	182	147	69	68	29	49	78	158	65	.....	.....	.....	845
11.....	137	152	230	131	45	24	39	31	84	.....	.....	.....	873
12.....	111	79	168	179	118	414	338	.....	.....	.....	.....	.....	1,407
13.....	330	345	295	365	404	316	417	364	.....	.....	.....	.....	2,836
14.....	480	477	299	282	309	239	370	365	.....	.....	.....	.....	2,821
15.....	251	472	387	275	362	279	369	315	.....	.....	.....	.....	2,710
16.....	234	420	528	216	268	97	445	.....	.....	.....	.....	.....	2,208
17.....	315	334	189	275	304	278	394	512	299	.....	.....	.....	2,900
18.....	317	254	151	302	407	443	.....	.....	.....	.....	.....	.....	1,874
19.....	370	266	463	431	226	294	464	378	327	.....	.....	.....	3,219
20.....	290	309	347	470	323	357	285	141	244	124	164	.....	3,054
21.....	185	265	154	126	180	144	279	179	272	.....	.....	.....	1,784
22.....	238	426	351	194	277	78	89	280	.....	.....	.....	.....	1,933
23.....	94	388	344	292	206	106	77	81	161	.....	.....	.....	1,749
24.....	349	221	138	197	169	229	131	141	170	134	163	176	2,218
25.....	234	74	108	332	352	301	354	.....	.....	.....	.....	.....	1,755
Total.....													54,285



REPUBLICAN VOTES CAST AT  
CITY PRIMARY.

**Republican Votes Cast for Mayor, City Primary, 1905.**

WARDS.	EDWARD B. CALLENDER.	HENRY S. DEWEY.	LOUIS A. FROTHINGHAM.*	All others.
1.....	59	859	705	.....
2.....	8	112	135	.....
3.....	6	53	111	1
4.....	11	63	81	.....
5.....	7	70	79	.....
6.....	18	137	173	.....
7.....	18	133	74	.....
8.....	18	192	113	.....
9.....	10	273	102	.....
10.....	83	823	642	.....
11.....	36	417	1,462	.....
12.....	39	582	427	.....
13.....	5	39	32	.....
14.....	22	204	228	.....
15.....	20	120	111	.....
16.....	61	312	282	.....
17.....	20	198	168	.....
18.....	25	487	143	.....
19.....	22	304	163	.....
20.....	356	1,073	1,065	.....
21.....	41	756	1,017	.....
22.....	27	640	704	.....
23.....	49	589	766	.....
24.....	658	779	568	1
25.....	34	530	590	2
<b>Totals</b> .....	1,653	9,745	9,941	4

\* Nominated.

**Republican Votes Cast for Street Commissioner, City Primary,  
1905.**

WARDS.	WILLIAM E. HANNAN.*	WILLIAM LORING.	All others.
1.....	739	598	.....
2.....	116	94	.....
3.....	96	50	.....
4.....	74	68	.....
5.....	82	57	.....
6.....	121	76	.....
7.....	128	73	.....
8.....	162	80	.....
9.....	191	128	.....
10.....	889	410	.....
11.....	1,061	501	.....
12.....	656	234	.....
13.....	40	32	.....
14.....	233	184	.....
15.....	98	122	.....
16.....	325	256	.....
17.....	203	143	.....
18.....	403	132	1
19.....	249	178	.....
20.....	1,260	1,006	.....
21.....	1,023	583	.....
22.....	683	474	.....
23.....	704	489	.....
24.....	1,427	454	1
25.....	578	397	.....
Totals.....	11,541	6,819	2

\* Nominated.

### Republican Votes Cast for Aldermen, City Primary, 1905.

#### FIRST DISTRICT.

	Ward 1.	Ward 2.	Totals.
* George H. Battis.....	1,150	183	1,333
Collingwood C. Millar.....	390	58	448

#### SECOND DISTRICT.

	Ward 3.	Ward 4.	Ward 5.	Totals.
* George H. Ingalls.....	154	150	139	443
All others.....	1	....	....	1

#### THIRD DISTRICT.

	Ward 7.	Ward 11.	Totals.
* Francis R. Bangs.....	148	196	344
John McGaw.....	36	99	135

#### FOURTH DISTRICT.

	Ward 6.	Ward 8.	Totals.
James L. Anthony.....	114	76	190
* Alexander L. Henderson.....	127	185	312

#### FIFTH DISTRICT.

	Ward 9.	Ward 10.	Totals.
* Charles W. Hallstram.....	141	860	1,001
Charles J. Page.....	90	423	513
Charles F. Roberts.....	115	177	292

#### SIXTH DISTRICT.

	Ward 18.	Ward 21.	Total.
* Charles M. Draper.....	570	1,702	2,202

#### SEVENTH DISTRICT.

	Ward 13.	Ward 14.	Ward 15.	Totals.
* Charles H. Buchanan.....	72	452	208	732
Milton Paige.....	1	....	....	1
James Porter.....	....	....	1	1
W. E. Bartlett.....	....	....	1	1
J. Frank Simons.....	....	....	1	1
Wm. E. Bartlett.....	....	....	1	1

#### EIGHTH DISTRICT.

	Ward 16.	Ward 20.	Ward 24.	Totals.
* Tilton S. Bell.....	539	2,053	1,550	4,142
* Louis M. Clark.....	564	2,120	1,804	4,488
All others.....	....	2	2	4

\* Nominated.



Republican Votes Cast for Aldermen, City Primary,  
1905. — (Concluded.)

## NINTH DISTRICT.

	Ward 12.	Ward 17.	Total.
* William Berwin.....	849	342	1,191

## TENTH DISTRICT.

	Ward 19.	Ward 25.	Totals.
* Charles H. Bryant.....	350	528	878
William H. Murphy, Jr.....	114	535	649

## ELEVENTH DISTRICT.

	Ward 22.	Ward 23.	Totals.
* Edward J. Bromberg.....	1,262	1,285	2,547
All others.....	....	1	1

---

\* Nominated.

### Ward 1.—Republican Votes Cast at City Primary, 1905.

#### FOR COMMON COUNCIL.

* Edward C. R. Bagley.....	1,184	* William G. Harrington .....	880
Domizio A. Costa.....	170	George E. Leet .....	698
George W. Goodearl.....	372	* Ernest W. Woodside.....	998

\* Nominated.

#### FOR WARD COMMITTEE.

[Entitled to Thirteen.]

##### \* First Group.

John Marno .....	893
Edward G. Graves .....	884
James A. Cochran.....	891
Horace W. Rand.....	849
Walter F. Burk.....	885
Silas M. Stevens .....	874
Charles T. Witt.....	905
Carleton W. Crocker.....	867
Robert Chaffee.....	835
Thomas Rogers.....	835
J. William Dicker.....	872
A. Dudley Bagley.....	879
John B. Baum .....	831

##### Second Group.

William H. Musgrave.....	521
Frank W. Kent.....	514
George H. Libby.....	555
C. Frank Cantwell.....	514
George G. White.....	514
Albert T. Snow.....	522
William J. Moore.....	485
James Jackson .....	506
Edward J. Johns.....	486
William Bell.....	516
Alonzo E. Winn .....	494
Frank A. Goodwin.....	521
James Hain .....	463

\* Elected.

#### FOR DELEGATES TO CITY CONVENTION.

[Entitled to Fifteen.]

Jacob F. Hodge.....	1,380	Charles F. Whittemore .....	1,382
Martin M. Hancock.....	1,375	Charles King.....	1,386
Frank E. Sullivan .....	1,372	Frank L. Cousens.....	1,387
Ira M. Huggan.....	1,381	Joseph A. Dolben .....	1,381
Jacob Rood.....	1,373	Thomas Metcalfe .....	1,384
James Gurney, Jr.....	1,380	Arthur J. Cochrane .....	1,382
James G. Moir.....	1,383	Charles Brandt.....	1,375
Frank H. Carruthers.....	1,390		

**Ward 2. — Republican Votes Cast at City Primary, 1905.****FOR COMMON COUNCIL.**

* Edward Thompson.....	4		* William G. Collyer.....	4
William G. Hooper .....	1		William Grinnell.....	1

\* Nominated.

**FOR WARD COMMITTEE.**

[Entitled to Six.]

Joseph J. Dennison.....	235		Charles West.....	234
Paul K. Olufson.....	234		Nathan Bloch.....	235
Charles E. Paterson.....	236		Frederick W. Proctor, Jr.....	233

**FOR DELEGATES TO CITY CONVENTION.**

[Entitled to Four.]

Frederick W. Proctor, Jr.....	234		Charles E. Paterson.....	234
Charles West.....	233		Paul K. Olufson.....	233

**Ward 3. — Republican Votes Cast at City Primary, 1905.****FOR COMMON COUNCIL.**

James A. Moulton.....	149		Arthur S. Thayer.....	148
George H. Robbins.....	152			

**FOR WARD COMMITTEE.**

[Entitled to Five.]

William E. White.....	154		Charles E. Berry.....	152
William P. Bryant.....	153		George W. Smith.....	151
Harry E. Carter.....	153			

**FOR DELEGATES TO CITY CONVENTION.**

[Entitled to Five.]

William E. White.....	153		Henry H. Chandler.....	150
William P. Bryant.....	147		George J. Cann.....	148
Harry E. Carter.....	149			

**Ward 4. — Republican Votes Cast at City Primary, 1905.****FOR COMMON COUNCIL.**

James P. Bruce.....	147		Charles W. H. Smith.....	152
Eugene A. Coburn.....	145			

**FOR WARD COMMITTEE.**

[Entitled to Seven.]

John M. Pitman .....	151		Gardiner Bates.....	150
William H. Oakes.....	154		Frank M. Lucas.....	148
Mellen Jose.....	150		Henry S. Pike.....	151
Charles W. H. Smith.....	151			

**FOR DELEGATES TO CITY CONVENTION.**

[Entitled to Four.]

John M. Pitman.....	152		Mark E. Smith.....	152
William H. Oakes.....	155		Mellen Jose.....	152

**Ward 5. — Republican Votes Cast at City Primary, 1905.****FOR COMMON COUNCIL.**

Alfred S. Holman. ....	135		Andrea Petitti.....	127
John H. Lyons.....	130			

**FOR WARD COMMITTEE.**

[Entitled to Five.]

William O. D. Grace.....	146		Benjamin F. Hatch.....	140
Warren B. Hadley.....	139		Joseph F. Lord.....	136
Edward M. Heustis.....	141			

**FOR DELEGATES TO CITY CONVENTION.**

[Entitled to Four.]

William O. D. Grace.....	143		Edward M. Heustis.....	139
Warren B. Hadley.....	139		Benjamin F. Hatch.....	139

## Ward 6.—Republican Votes Cast at City Primary, 1905.

## FOR COMMON COUNCIL.

Antonio Buonopane.....	102	* James Otis Leman.....	120
Amos M. DeVito.....	98	* Joseph Previti.....	116
* Albert Hurwitz .....	119	Gerardo Sacchetti.....	72

\* Nominated.

## FOR WARD COMMITTEE.

[Entitled to Seven.]

<i>* First Group.</i>		<i>Second Group.</i>	
Jerome A. Petitti.....	159	Michele Russo .....	66
Harwood S. Palmer.....	151	Carmine Rossetti .....	65
Saverio R. Romano.....	150	James L. Anthony.....	67
Louis Epple.....	146	Michael Damelio.....	65
Virgilio Lombardi.....	145		
John Spinelli.....	145		
Albert Hurwitz .....	134		

\* Elected.

## FOR DELEGATES TO CITY CONVENTION.

[Entitled to Three.]

<i>* First Group.</i>		<i>Second Group.</i>	
George W. Britt .....	135	Antonio Buonopane.....	37
Aaron M. Mayburg.....	133	Carmino Di Pietro.....	32
Gerard La Centra.....	132		

\* Elected.

**Ward 7.—Republican Votes Cast at City Primary, 1905.**

**FOR COMMON COUNCIL.**

* Frederick A. Feirich.....	116	William Gens.....	60
William Fleming.....	93	Solomon Helpern.....	85
* Munroe J. Flood.....	101	* Frank Hodgkins .....	106

\* Nominated.

**FOR WARD COMMITTEE.**

[Entitled to Six.]

<i>* First Group.</i>		<i>Second Group.</i>	
Walter L. Sears.....	79	John B. Grant.....	73
George W. Green.....	76	Charles D. Ward.....	68
Alexander A. Macdonald.....	80	Thomas W. Hayes.....	68
William H. Harrison.....	77	Ernest C. Wagner .....	67
Fred De Bos.....	77	Joseph Garfinkel.....	66
Joseph F. Peabody .....	75	Robert Disbrow.....	67

\* Elected.

**FOR DELEGATES TO CITY CONVENTION.**

[Entitled to Two.]

<i>* First Group.</i>		<i>Second Group.</i>	
Henry A. Macdonald.....	70	Richard N. Mann .....	54
Philip T. Greely .....	66	Fred G. Wilhelm.....	43

\* Elected.

**Ward 8.—Republican Votes Cast at City Primary, 1905.**

**FOR COMMON COUNCIL.**

Morris B. Frankel.....	154	* Arthur A. Shafter.....	184
* Abraham Goldstein.....	162	* Edgar H. Williams.....	163

\* Nominated.

**FOR WARD COMMITTEE.**

[Entitled to Nine.]

<i>First Group.</i>		<i>Second Group.</i>	
* Edward C. Webb.....	194	* Hyman Zarling.....	186
* Meyer Joshua Sawyer.....	191	* Hyman Kaplan.....	178
* Samuel Carver.....	193	* Louis Smith.....	183
* Bernardo R. Amaral.....	197	* Louis Davis.....	183
* Henry Gediman.....	196		

\* Elected.

**FOR DELEGATES TO CITY CONVENTION.**

[Entitled to Three.]

<i>First Group.</i>		<i>Second Group.</i>	
* Meyer Joshua Sawyer.....	110	* Hyman Zarling.....	72
* Henry Gediman.....	95	Morris Sanders.....	71

\* Elected.

## Ward 9. — Republican Votes Cast at City Primary, 1905.

## FOR COMMON COUNCIL.

* Abraham Meyer.....	234		* Joseph L. Gray.....	3
Hyman Goldstein.....	1		* Henry Nickerson.....	3

\* Nominated.

## FOR WARD COMMITTEE.

[Entitled to Elght.]

<i>First Group.</i>			<i>* Second Group.</i>	
Edward W. Gardner.....	105		James W. H. Myrick.....	158
Edgar H. Emerson.....	102		Frank Keezer.....	155
James H. Smith.....	97		Wilmot P. Howe.....	158
Frederic W. Walker.....	100		Frederick A. H. Bennett.....	160
Howard W. E. Banker.....	99		Albion S. Whitmore.....	159
Samuel J. McPherson.....	97		Harry Suckman.....	136
George T. Arey.....	96		Charles M. Pendleton.....	155
William Luther.....	99		Norris M. Trafton.....	159

\* Elected.

## FOR DELEGATES TO CITY CONVENTION.

[Entitled to Four.]

Oliver Elliot.....	342		Rodney F. Payrow.....	342
George A. Tirrell.....	343		Julius Meyer.....	342

## Ward 10. — Republican Votes Cast at City Primary, 1905.

## FOR COMMON COUNCIL.

David T. Montague.....	1,237		Charles W. M. Williams.....	1,239
Malcolm E. Nichols.....	1,230		All others.....	3

## FOR WARD COMMITTEE.

[Entitled to Sixteen.]

Charles H. Innes.....	1,333		William A. White.....	1,288
George H. Moore.....	1,332		Jesse W. Morton.....	1,297
J. Bernard Ferber.....	1,320		Ashur Hyneman.....	1,297
Ralph A. Warden.....	1,305		William S. Rawding.....	1,289
William S. Kinney.....	1,305		Carl H. Johnson.....	1,286
James F. Connor.....	1,286		William J. Conlon.....	1,286
James H. Phelan.....	1,289		George P. Anderson.....	1,299
Lee R. Pittinger.....	1,305		All others.....	1
William M. Gaskins.....	1,291			

## FOR DELEGATES TO CITY CONVENTION.

[Entitled to Eleven.]

Leon M. Abbott.....	1,311		W. Hubert Wood.....	1,302
Eugene E. Everett.....	1,309		Harold P. Bale.....	1,299
Alfred F. Kinney.....	1,302		Summit L. Hecht.....	1,294
John H. Peck.....	1,307		Charles H. Innes.....	1,314
William H. Hardy.....	1,307		Thomas H. Russell, 2d.....	1,301
J. Henderson Allston.....	1,301		All others.....	1

### Ward 11. — Republican Votes Cast at City Primary, 1905.

#### FOR COMMON COUNCIL.

James B. Noyes.....	1,673	Isaac L. Roberts.....	1,630
Myron E. Pierce.....	1,652	All others.....	1

#### FOR WARD COMMITTEE.

[Entitled to Fifteen.]

<i>* First Group.</i>		<i>Second Group.</i>	
Courtenay Guld.....	1,184	Stephen M. Crosby.....	437
Grafton D. Cushing.....	1,173	Nathaniel J. Rust.....	453
James B. Noyes.....	1,154	Edward H. Dunn.....	436
George Buckle.....	1,131	Joseph H. Goodspeed.....	448
Charles E. Parmelee.....	1,147	Oliver M. Wentworth.....	446
George Holden Tinkham.....	1,157	Henry W. Patterson.....	428
March G. Bennett.....	1,150	Freeman Hinckley.....	427
David E. Crawford.....	1,134	Noah W. Jordan.....	432
Frederick F. Smith.....	1,127	Lew C. Hill.....	426
Myron E. Pierce.....	1,143	Walter H. Tobey..	422
Daniel W. Lane.....	1,154	Horace G. Moulton.....	416
John Phillips Reynolds, Jr.....	1,144	John McGaw.....	429
Barrett Wendell, Jr.....	1,145	John H. Gilmore.....	415
G. Glover Crocker, Jr.....	1,141	Pomeroy W. Wells.....	409
Whipple F. Smith.....	1,122	Percy Jewett Burrell.....	420

\* Elected.

#### FOR DELEGATES TO CITY CONVENTION.

[Entitled to Twelve.]

George Holden Tinkham.....	1,701	W. S. B. Stevens... ..	1,691
James W. Mitchell.....	1,691	Loring Crocker.....	1,689
Charles C. Batchelder.....	1,692	Thomas Minns... ..	1,690
George A. Bisbee.....	1,693	Charles H. Johnson.....	1,694
John B. Patterson.....	1,692	Joseph H. Goodspeed.....	1,691
Spencer W. Richardson.....	1,693	Frederick L. Dabney.....	1,693



## Ward 12.—Republican Votes Cast at City Primary, 1905.

## FOR COMMON COUNCIL.

Solomon Ascher.....	364	* Nathan B. MacLoud.....	514
* William E. Chester.....	677	* John B. McGregor.....	480
Charles E. Farello.....	297	Charles A. Record.....	322

\* Nominated.

## FOR WARD COMMITTEE.

[Entitled to Thirteen.]

<i>First Group.</i>		<i>* Second Group.</i>	
William J. Gillespie.....	319	George E. Lovett.....	413
Samuel Nicolson.....	293	James M. Douglass.....	416
Edward F. Allen.....	304	Charles P. Bean.....	413
Arthur Willis.....	304	Joseph Uhrig.....	401
Isreal Rue.....	291	Butler R. Wilson.....	411
Francis J. H. Jones.....	288	Frank E. Kimball.....	411
Wilbur F. Campbell.....	295	Augustus D. McLennan.....	405
Alexander G. Kennedy.....	296	Arthur K. Peck.....	409
William J. Nagle.....	298	Seth F. Arnold.....	406
Max Belgard.....	294	Joseph Emanuels.....	404
Aubrey Mortimer.....	302	Rowland G. Evans.....	407
Alfred G. Davis.....	304	Arthur V. Grimes.....	405
George A. Neal.....	303	Otis T. Simonds.....	395

\* Elected.

## FOR DELEGATES TO CITY CONVENTION.

[Entitled to Nine.]

* Emery Bemis.....	833	James H. Douglass.....	1
* John G. Moseley.....	831	* John W. Johnson.....	3
* James F. Bliss.....	832	J. W. Johnson.....	2
* Thomas J. Olys.....	826	Lewis B. Jones.....	2
* Otis T. Simonds.....	825	Richard Nagle.....	2
* Thomas J. Emery.....	823	R. J. Nagle.....	1
* Charles W. Paradise.....	836	Fred Sullivan.....	1
* Frank E. Gaylord.....	842	Joseph Uhrig.....	1

\* Elected.

**Ward 13.—Republican Votes Cast at City Primary, 1905.**

FOR COMMON COUNCIL.

Albert A. Anderson .....	68		John A. Mullaney.....	63
Frederick W. Bacheler.....	60			

FOR WARD COMMITTEE.

[Entitled to Five.]

E. Mertain Hatch.....	67		Samuel Stenborg .....	60
Isaac C. Charles.....	62		George B. Plummer .....	64
Elmer G. Wahlstedt .....	61			

FOR DELEGATE TO CITY CONVENTION.

[Entitled to One.]

George Walker.....	74
--------------------	----

**Ward 14.—Republican Votes Cast at City Primary, 1905.**

FOR COMMON COUNCIL.

John B. Hebbard .....	449		George A. Wall.....	449
Louis Ohrenberger .....	449			

FOR WARD COMMITTEE.

[Entitled to Nine.]

Herman Hormel.....	448		Ernest A. Hunter .....	448
Henry Brookshaw .....	448		Theodore L. Kelly, Jr.....	448
Samuel E. Paige.....	448		Harry W. Park.....	448
Elisha S. Boland.....	448		Harry M. W. Lyman .....	448
Edwin A. Lawley.....	448			

FOR DELEGATES TO CITY CONVENTION.

[Entitled to Seven.]

George F. Lawley .....	448		Charles Van Stone.....	448
Elisha S. Boland.....	448		George W. Tower.....	448
Milton C. Paige.....	448		John F. Perkins .....	448
Ernst Hormel.....	448			

**Ward 15.—Republican Votes Cast at City Primary, 1905.****FOR COMMON COUNCIL.**

Edward James Spargo.....	189	Frank M. Tuttle .....	206
Daniel J. Sullivan .....	192		

**FOR WARD COMMITTEE.**

[Entitled to Seven.]

John S. Godfrey.....	228	Robert Kershaw.....	225
Charles H. Lowry.....	224	Winfield E. Clogston.....	223
Elisha W. Goldthwait.....	228	Charles A. Lord .....	223
Frank E. Willis.....	223		

**FOR DELEGATES TO CITY CONVENTION.**

[Entitled to Five.]

Winfield E. Clogston.....	224	George N. Parker.....	226
William E. Bartlett.....	226	John E. Donely.....	224
Benjamin F. Toombs .....	223		

**Ward 16.—Republican Votes Cast at City Primary, 1905.****FOR COMMON COUNCIL.**

Harry J. Besarick.....	557	Oliver D. Greene.....	544
Charles E. Dolbeare.....	552		

**FOR WARD COMMITTEE.**

[Entitled to Ten.]

Oscar L. Strout.....	573	Lemuel M. Dwelley.....	573
Frank S. Atwood .....	574	Eric H. Hagberg.....	573
Benjamin P. Hutchinson.....	574	William Cowan, Jr.....	573
Herbert L. Wells.....	573	Harry J. Besarick .....	571
Wilbur N. Shelton .....	573	James F. Davern.....	574

**FOR DELEGATES TO CITY CONVENTION.**

[Entitled to Eight.]

Samuel C. Rowell.....	575	Maynard A. Parker.....	574
Frank E. Wells.....	576	Oliver D. Greene.....	574
Charles H. S. Robinson.....	576	Albert H. Houghton.....	573
Ezra N. Rolland .....	574	Lemuel M. Dwelley.....	576

## Ward 17.—Republican Votes Cast at City Primary, 1905.

## FOR COMMON COUNCIL.

George A. Dexter.....	346	George A. Lowe.....	345
Francis Hayden.....	328		

## FOR WARD COMMITTEE.

[Entitled to Eight.]

James H. Mugridge.....	345	Walter Ballantyne.....	346
Herbert D. Sterling.....	343	Charles E. Swain.....	351
Elmer E. Clark.....	346	Charles H. Tisdale.....	353
William M. Humphreys.....	347	John H. Duncan.....	344

## FOR DELEGATES TO CITY CONVENTION.

[Entitled to Six.]

Charles E. Wiggin.....	352	Charles E. Swain.....	357
James H. Mugridge.....	349	Alfred A. Burnham.....	356
William M. Humphreys.....	350	Charles R. Fuller.....	356

## Ward 18.—Republican Votes Cast at City Primary, 1905.

## FOR COMMON COUNCIL.

* James T. Hardy.....	354	* Lawrence Stewart.....	320
William F. Hoell.....	225	Clifford C. Thompson.....	286
* Moses F. Hunter.....	322		

\*Nominated.

## FOR WARD COMMITTEE.

[Entitled to Nine.]

<i>* First Group.</i>		<i>Second Group.</i>	
Charles A. Heintz.....	267	Terrance Adams.....	174
Edward F. Tracy.....	249	Charles H. Seales.....	182
Gabriel B. Coakley.....	267	Frank Hill.....	175
Joseph P. Silsby.....	253	Michael Reisman.....	159
William J. Johnstone.....	254	William W. Pleasant.....	170
Jefferson D. Sheldon.....	261	Charles F. Mahan.....	158
Daniel D. Pickard.....	259	Eugene A. Jackson.....	171
William W. Paterson.....	250	John A. McGowan.....	158
Anthony A. Portlock..	263	Frederick W. Hancock.....	163

\*Elected.

## FOR DELEGATES TO CITY CONVENTION.

[Entitled to Six.]

<i>First Group.</i>		<i>Second Group.</i>	
* William F. Sawyer.....	236	Jacob Green.....	169
* John S. Murray.....	225	Wesley W. Kennedy.....	160
* Paul E. Averett.....	235	Thomas W. Swan, Sr.....	164
* William M. Paterson.....	230	John H. C. Baker.....	163
* Horatio F. Keyser.....	222	Clement E. Martin.....	160
		* William H. Wilson.....	173

\*Elected.

**Ward 19. — Republican Votes Cast at City Primary, 1905.**

**FOR COMMON COUNCIL.**

Hugh A. Crossen, Jr.....	389	William E. Walker.....	395
Charles W. Harrington.....	399		

**FOR WARD COMMITTEE.**

[Entitled to Seven.]

<i>First Group.</i>		<i>* Second Group.</i>	
John Holmes.....	181	Lorenzo D. F. Marston.....	208
Bellville L. Randall.....	187	Charles W. Harrington.....	214
Cleveland F. Witherby.....	181	Frank L. Harney.....	206
Carl A. Lentz.....	176	William E. Walker.....	207
John B. Von Euw.....	176	Robert E. Noonan.....	208
Edward Flsher.....	182	Fred Kltsen.....	207
Paul A. Ziegler.....	185	Henry E. Lunt.....	208

\* Elected.

**FOR DELEGATES TO CITY CONVENTION.**

[Entitled to Six.]

Lorenzo D. F. Marston.....	398	Cleveland F. Witherby.....	403
Albert F. Norris.....	404	William Lentz.....	403
Joseph Hendry.....	402	Walter E. Tuttle.....	408

## Ward 20. — Republican Votes Cast at City Primary, 1905.

## FOR COMMON COUNCIL.

* Charles E. Beatty.....	1,497	Charles A. Hayden .....	353
* William S. Bramhall.....	1,054	Benjamin H. Hunt, Jr.....	814
* Charles A. Clark.....	1,080	Fred Gardner Smith.....	893
Charles T. Harding.....	898	All others .....	2

\* Nominated.

## FOR WARD COMMITTEE.

[Entitled to Fifteen.]

<i>First Group.</i>		<i>* Second Group.</i>	
Russell B. Miller.....	870	Archibald T. Davison.....	1,069
William J. Tyler.....	858	Thomas F. Doherty.....	1,065
John B. Loring.....	853	Joseph I. Stewart.....	1,082
Bertram J. Watson.....	852	James Howell.....	1,069
William Hoag.....	853	George R. Miller.....	1,060
Charles A. Chadwick.....	841	Thomas H. Keenan.....	1,066
Henry E. Bowden.....	846	Harry H. Ham.....	1,059
William F. Mitchell.....	836	Thomas A. McQuade.....	1,051
Edmund T. Lamb.....	849	Louis M. Campbell.....	1,061
Edwin S. Gillespie.....	851	Harry R. Cumming.....	1,049
Noah N. Wood.....	845	Charles W. Richardson.....	1,062
Everett G. Priest.....	840	Walter V. Fletcher.....	1,058
Charles S. Pratt.....	850	Eugene G. Kraetzer.....	1,063
William N. Kenyon.....	831	Oliver F. Davenport.....	1,067
Louis K. Brown.....	846	George O. Wood.....	1,071

\* Elected.

## FOR DELEGATES TO CITY CONVENTION.

[Entitled to Twenty-one.]

George E. Forster.....	2,214	Joseph A. Grace.....	2,212
William W. Towle.....	2,214	F. C. Troop.....	2,210
George B. Lewis.....	2,210	Samuel F. Batchelder.....	2,209
Sherburne N. Miller.....	2,212	Frank O. Fellows.....	2,211
Edward B. Wilder.....	2,215	Myron L. Marr.....	2,212
James D. Henderson.....	2,211	James A. Lamont.....	2,212
George L. Crosby.....	2,213	Alfred A. Hale.....	2,210
J. Waldo Pond.....	2,210	Thomas Mason.....	2,212
James T. Wooley.....	2,213	Frank H. Haynes.....	2,215
Harry M. Safford.....	2,209	Louis R. Hunter.....	2,215
Wallace B. Phinney.....	2,212		

## Ward 21. — Republican Votes Cast at City Primary, 1905.

## FOR COMMON COUNCIL.

Donald J. Ferguson.....	1,582	Fred P. Warner.....	1,618
E. Howard George.....	1,570		

## FOR WARD COMMITTEE.

[Entitled to Sixteen.]

Irving B. Vose.....	1,684	Elias H. Sondheim.....	1,681
Howard N. Legate.....	1,681	Ernest R. Buffington.....	1,681
William N. Hackett.....	1,678	George P. Sennott.....	1,683
Melbourne P. Miller.....	1,678	Frederick W. Klemm.....	1,680
Oren C. Boothby.....	1,682	James C. B. Sowden.....	1,681
John E. Rousmaniere.....	1,682	Charles M. Faunce.....	1,685
Thomas F. Boleman.....	1,682	Fred A. Emery.....	1,683
William B. Dobbins.....	1,679	Edmund Weber.....	1,690

## FOR DELEGATES TO CITY CONVENTION.

[Entitled to Seventeen.]

Horace G. Allen.....	1,687	J. Howard Thurlow.....	1,686
John Carr.....	1,684	Samuel H. Calderwood.....	1,681
Edward G. Beal.....	1,686	Augustus Bacon.....	1,690
William W. Harvey.....	1,680	Henry M. Sondheim.....	1,679
Herbert F. Morse.....	1,689	Francis A. Perry.....	1,687
Wilfred Bolster.....	1,689	Homer Goodwin.....	1,677
Murray W. Dewart.....	1,686	George M. Scates.....	1,679
Charles L. Page.....	1,688	Abraham K. Cohen.....	1,677

## Ward 22. — Republican Votes Cast at City Primary, 1905.

## FOR COMMON COUNCIL.

George Alexander.....	496	John A. Huegle.....	411
*John E. Crook.....	605	George Penschorn.....	552
*William F. Howes.....	804	*Joseph H. Wentworth.....	601

\* Nominated.

## FOR WARD COMMITTEE.

[Entitled to Twelve.]

George W. Lorey.....	1,174	Frank W. Ramseyer.....	1,155
Ray P. Ells.....	1,166	Leslie K. Storrs.....	1,162
Charles E. Dow.....	1,169	Charles Graumann.....	1,176
Kasper Zimmerman.....	1,171	Eugene E. Wyman.....	1,151
Vernon V. Skinner.....	1,175	William Dallow, Jr.....	1,165
Philip H. Downes.....	1,153	Evert S. F. Lindquist.....	1,158

## FOR DELEGATES TO CITY CONVENTION.

[Entitled to Twelve.]

E. Peabody Gerry.....	1,184	Frank Selberlich.....	1,208
W. Dudley Cotton, Jr.....	1,183	Jacob H. Mock.....	1,193
Gustave Magnitzky.....	1,175	Thomas Sherwin.....	1,182
Samuel B. Capen.....	1,182	Charles F. R. Foss.....	1,185
Adolph L. Schubert.....	1,170	Charles E. Lee.....	1,177
John Duff.....	1,185	Ernest A. Simpson.....	1,183

## Ward 23.— Republican Votes Cast at City Primary, 1905.

## FOR COMMON COUNCIL.

* George W. Carruth.....	942	* J. Henry Leonard.....	790
* Harry Blanchard Fowler..	1,016	Rowland G. Whittet.....	393
William G. Hay.....	510		

\* Nominated.

## FOR WARD COMMITTEE.

[Entitled to Eleven.]

<i>First Group.</i>		<i>* Second Group.</i>	
Theodore C. Gates.....	409	Arthur J. Trethewey.....	563
Harry A. Gilman.....	402	James Hayes, Jr.....	528
J. Henry Smith.....	430	James A. Haliburton.....	520
David P. Wallace.....	394	Willard N. Poland.....	550
Frederick W. Pearce.....	391	George E. Merrill.....	534
George A. Gilman.....	385	George P. Beckford.....	574
Oliver Langille.....	376	George M. Brown.....	519
J. Edwin Chellman.....	394	Axel J. Johnson.....	522
		Harry B. Fowler.....	595
		Thomas A. Ross.....	502
		Bernard Altenheiner.....	482

\* Elected.

## FOR DELEGATES TO CITY CONVENTION.

[Entitled to Fifteen.]

George W. Carruth.....	1,201	Henry W. Kisker.....	1,191
Harry H. Storer.....	1,198	George E. Merrill.....	1,198
Frederick W. Whiteley.....	1,194	James Hayes, Jr.....	1,199
Edward J. Bromberg.....	1,229	Josiah H. Quincy.....	1,200
Benjamin C. Lane.....	1,197	Arthur K. Spaulding.....	1,201
Frederic Gilbert Bauer.....	1,203	John Chellman.....	1,193
George E. Gray.....	1,197	John McLean.....	1,191
Frank L. Partridge.....	1,193		



## Ward 24. — Republican Votes Cast at City Primary, 1905.

## FOR COMMON COUNCIL.

* William C. Clark.....	755	Ward A. Marsh.....	549
Frank B. Crane.....	437	Leonard Martin.....	370
Seth E. Eaton.....	253	J. Francis Scannell.....	448
Albert C. Fais.....	133	Frederick E. Simmons.....	100
George H. Gilmore.....	286	Chester H. Swift.....	377
* Edward M. Green.....	759	* William B. Willcutt.....	571
George F. Jordan.....	225		

\*Nominated.

## FOR WARD COMMITTEE.

[Entitled to Fourteen.]

G. Warren Hayward.....	1,758	Walter R. Pond.....	1,736
John B. Patterson.....	1,751	George H. Manks.....	1,735
William H. Haddock.....	1,744	John Ellis.....	1,732
G. Frederick Pierce.....	1,747	Walter W. Strangman.....	1,734
Andrew J. Sullivan.....	1,740	M. Prescott MacLeod.....	1,736
Henry S. Clark.....	1,745	Charles L. Carr.....	1,736
Willard W. Hibbard.....	1,741	Lester H. Colby.....	1,738
All others.....			1

## FOR DELEGATES TO CITY CONVENTION.

[Entitled to Eighteen.]

M. Ordway Daly.....	1,717	Charles Patterson.....	1,715
Albert H. Curtis.....	1,722	William E. Hannan.....	1,713
James H. West.....	1,717	Harrison H. Atwood.....	1,714
Walter B. Grant.....	1,716	Frederick M. Salles.....	1,716
Leonard G. Roberts.....	1,716	Lewis Sears.....	1,712
Charles F. Peck, Jr.....	1,713	William S. Mace.....	1,709
George H. Watson.....	1,712	Thomas J. Russell.....	1,711
Jonathan B. L. Bartlett.....	1,731	Michael B. Martin.....	1,705
Louis J. Page.....	1,712	Killey E. Terry.....	1,703

**Ward 25. — Republican Votes Cast at City Primary, 1905.**

**FOR COMMON COUNCIL.**

*William E. Cose.....	660	Walter S. Ring.....	451
Henry C. Mosman.....	340	*Edward C. Webster..	821
*Edward M. Richardson.....	738		

\* Nominated.

**FOR WARD COMMITTEE.**

[Entitled to Ten.]

Isaac F. Woodbury.....	1,016	Edward H. Knowlton.....	1,001
James N. Thompson.....	1,010	George H. Flint.....	1,304
Edward I. Aldrich.....	998	Nelson J. Ingalls.....	1,003
Joseph Abbott ..	1,008	James H. Dalton.....	1,005
George E. Brock.....	1,013	Robert F. Sanderson.....	1,005

**FOR DELEGATES TO CITY CONVENTION.**

[Entitled to Twelve.]

James I. Wingate.....	1,009	Frank P. Hill.....	997
Granville A. Fuller.....	996	Lewis J. Hewitt.....	995
Frank G. Newhall.....	1,003	George McKee.....	1,001
George F. Wheeler.....	999	Hammond B. Hazelwood .....	998
George W. Yeaton.....	995	Frank O. Thompson.....	1,000
Homer Rogers.....	1,000	Karl Kilburn .....	988

## Number of Republican Ballots Cast at City Primary, 1905.

WARDS.	PRECINCTS.												Totals.
	1.	2.	3.	4.	5.	6.	7.	8.	9.	10.	11.	12.	
1.....	187	225	321	288	194	58	149	132	131	.....	.....	.....	1,685
2.....	32	18	29	30	26	67	26	36	.....	.....	.....	.....	264
3.....	85	24	38	6	14	5	.....	.....	.....	.....	.....	.....	172
4.....	17	38	45	27	2	31	.....	.....	.....	.....	.....	.....	160
5.....	52	28	8	30	22	20	.....	.....	.....	.....	.....	.....	160
6.....	25	46	41	41	48	88	39	42	.....	.....	.....	.....	370
7.....	42	44	45	96	6	9	.....	.....	.....	.....	.....	.....	242
8.....	15	43	121	53	48	50	.....	.....	.....	.....	.....	.....	330
9.....	60	52	5	37	114	122	13	.....	.....	.....	.....	.....	403
10.....	55	98	118	118	156	196	303	292	237	.....	.....	.....	1,573
11.....	242	160	166	249	223	168	226	250	310	.....	.....	.....	1,994
12.....	240	217	117	206	154	97	36	.....	.....	.....	.....	.....	1,067
13.....	9	2	12	9	17	14	8	11	.....	.....	.....	.....	82
14.....	30	10	42	63	104	76	57	75	.....	.....	.....	.....	457
15.....	16	7	19	23	40	52	60	37	.....	.....	.....	.....	254
16.....	39	30	50	161	115	191	77	.....	.....	.....	.....	.....	663
17.....	26	15	90	93	21	9	18	56	69	.....	.....	.....	397
18.....	72	159	194	167	25	90	.....	.....	.....	.....	.....	.....	707
19.....	107	47	18	22	59	81	39	53	74	.....	.....	.....	500
20.....	233	212	205	91	247	213	150	310	304	413	162	.....	2,540
21.....	195	139	103	187	180	235	220	293	293	.....	.....	.....	1,845
22.....	238	99	34	236	176	255	244	133	.....	.....	.....	.....	1,415
23.....	133	59	63	103	217	288	252	261	55	.....	.....	.....	1,431
24.....	97	127	151	156	199	147	201	164	168	219	198	204	2,031
25.....	205	278	232	68	120	167	101	.....	.....	.....	.....	.....	1,171
Total.....													21,913



CITY ELECTION.

## Registered Male Voters, City Election, 1905.

WARDS.	PRECINCTS.												Totals.	Per cent. Male Residents Registered by Wards.
	1.	2.	3.	4.	5.	6.	7.	8.	9.	10.	11.	12.		
1.....	405	405	603	592	588	609	692	676	370	.....	.....	.....	4,940	66
2.....	519	342	457	461	421	480	678	640	.....	.....	.....	.....	3,998	56
3.....	491	584	560	660	625	453	.....	.....	.....	.....	.....	.....	3,373	75
4.....	472	388	518	463	440	364	.....	.....	.....	.....	.....	.....	2,645	63
5.....	469	615	463	285	515	418	.....	.....	.....	.....	.....	.....	2,765	62
6.....	316	439	411	449	501	332	461	336	.....	.....	.....	.....	3,245	26
7.....	200	337	520	390	495	363	.....	.....	.....	.....	.....	.....	2,305	34
8.....	626	781	567	819	718	823	.....	.....	.....	.....	.....	.....	4,334	38
9.....	673	678	447	697	627	534	495	.....	.....	.....	.....	.....	4,151	46
10.....	353	404	350	383	359	461	774	824	597	.....	.....	.....	4,505	48
11.....	611	476	566	539	361	287	405	395	679	.....	.....	.....	4,319	60
12.....	692	568	465	707	557	765	546	.....	.....	.....	.....	.....	4,300	52
13.....	430	437	414	477	536	418	500	512	.....	.....	.....	.....	3,724	52
14.....	662	594	462	518	629	515	631	692	.....	.....	.....	.....	4,703	68
15.....	375	613	575	436	511	496	656	553	.....	.....	.....	.....	4,215	73
16.....	410	664	851	702	656	566	752	.....	.....	.....	.....	.....	4,601	69
17.....	463	431	442	623	439	365	522	766	540	.....	.....	.....	4,591	61
18.....	634	640	654	775	628	780	.....	.....	.....	.....	.....	.....	4,111	56
19.....	735	459	623	584	442	605	641	639	612	.....	.....	.....	5,340	63
20.....	878	928	860	787	893	935	700	767	956	918	535	.....	9,157	72
21.....	620	610	407	535	612	657	787	862	939	.....	.....	.....	6,029	73
22.....	828	798	589	783	794	590	587	712	.....	.....	.....	.....	5,681	68
23.....	365	642	585	674	874	810	578	617	388	.....	.....	.....	5,533	75
24.....	592	535	531	558	572	514	568	479	574	550	538	578	6,589	72
25.....	794	640	568	552	638	806	636	.....	.....	.....	.....	.....	4,634	68
<b>Total.....</b>													<b>113,788</b>	

Average per cent. of male residents who registered, 53.

**Total Number of Names of Women on First Printed List,  
September 1, 1905.**

WARDS.	PRECINCTS.												Totals.
	1.	2.	3.	4.	5.	6.	7.	8.	9.	10.	11.	12.	
1.....	55	95	127	76	83	11	60	35	21	.....	.....	.....	563
2.....	20	18	19	28	16	33	23	18	.....	.....	.....	.....	175
3.....	109	126	134	121	159	142	.....	.....	.....	.....	.....	.....	791
4.....	115	56	108	69	64	39	.....	.....	.....	.....	.....	.....	451
5.....	68	143	57	40	71	54	.....	.....	.....	.....	.....	.....	433
6.....	31	43	58	16	26	13	18	32	.....	.....	.....	.....	237
7.....	22	74	58	27	72	31	.....	.....	.....	.....	.....	.....	284
8.....	5	14	44	34	21	34	.....	.....	.....	.....	.....	.....	152
9.....	11	36	21	14	40	46	20	.....	.....	.....	.....	.....	188
10.....	17	26	49	38	22	51	114	98	134	.....	.....	.....	549
11.....	95	31	130	184	163	118	162	184	165	.....	.....	.....	1,232
12.....	118	126	46	71	43	43	58	.....	.....	.....	.....	.....	505
13.....	25	16	12	15	52	34	19	34	.....	.....	.....	.....	207
14.....	70	34	63	86	101	67	77	70	.....	.....	.....	.....	568
15.....	31	68	94	76	107	109	93	65	.....	.....	.....	.....	643
16.....	64	53	63	83	67	160	45	.....	.....	.....	.....	.....	535
17.....	3	15	67	98	24	14	27	24	48	.....	.....	.....	320
18.....	34	25	38	40	24	91	.....	.....	.....	.....	.....	.....	252
19.....	59	53	100	71	56	80	131	82	25	.....	.....	.....	657
20.....	149	172	173	95	111	151	60	155	148	291	50	.....	1,555
21.....	111	79	63	131	85	130	96	192	166	.....	.....	.....	1,053
22.....	102	40	14	92	54	144	153	70	.....	.....	.....	.....	669
23.....	110	31	21	69	117	91	122	171	34	.....	.....	.....	766
24.....	51	112	76	115	106	82	100	62	31	97	111	101	1,044
25.....	99	125	133	40	106	123	126	.....	.....	.....	.....	.....	762
Grand total.....													14,591

## Registered Female Voters, City Election, 1905.

WARDS.	PRECINCTS.												Totals.
	1.	2.	3.	4.	5.	6.	7.	8.	9.	10.	11.	12.	
1.....	64	99	135	81	88	11	63	35	22	.....	.....	.....	598
2.....	21	18	19	28	18	36	25	19	.....	.....	.....	.....	184
3.....	115	127	138	124	162	144	.....	.....	.....	.....	.....	.....	810
4.....	116	56	112	80	67	39	.....	.....	.....	.....	.....	.....	470
5.....	70	150	57	40	72	56	.....	.....	.....	.....	.....	.....	445
6.....	31	43	58	16	27	15	18	32	.....	.....	.....	.....	240
7.....	26	77	62	27	75	33	.....	.....	.....	.....	.....	.....	300
8.....	5	16	45	34	25	47	.....	.....	.....	.....	.....	.....	172
9.....	15	37	23	14	42	55	20	.....	.....	.....	.....	.....	206
10.....	21	30	58	43	26	57	137	110	153	.....	.....	.....	640
11.....	110	32	142	215	132	133	181	208	181	.....	.....	.....	1,384
12.....	132	148	46	73	47	45	72	.....	.....	.....	.....	.....	566
13.....	25	18	12	19	54	35	19	35	.....	.....	.....	.....	217
14.....	72	34	66	90	108	68	81	74	.....	.....	.....	.....	593
15.....	31	68	95	76	109	120	99	69	.....	.....	.....	.....	667
16.....	65	55	69	93	75	167	49	.....	.....	.....	.....	.....	573
17.....	5	16	70	103	25	14	30	28	48	.....	.....	.....	339
18.....	34	25	41	41	26	96	.....	.....	.....	.....	.....	.....	263
19.....	61	53	162	71	61	82	133	86	25	.....	.....	.....	674
20.....	156	133	181	106	128	165	74	172	172	314	55	.....	1,706
21.....	119	82	63	136	87	149	96	218	175	.....	.....	.....	1,125
22.....	108	42	14	104	55	150	172	71	.....	.....	.....	.....	716
23.....	125	37	23	79	122	103	132	196	39	.....	.....	.....	856
24.....	60	113	83	120	110	83	116	66	31	112	116	103	1,113
25.....	103	134	143	42	111	137	128	.....	.....	.....	.....	.....	798
Grand total.....													15,655



Votes Cast for Mayor, City Election, 1905.

WARDS.	PRECINCT 1.								PRECINCT 2.							
	HENRY S. DEWEY, Peoples.	JOHN F. FITZGERALD, Democratic.	MICHAEL D. FITZGERALD.	LOUIS A. FROTHINGHAM, Citizens, Republican.	GEORGE G. HALL, Socialist.	JAMES A. WATSON, Municipal Ownership Citizen.	All others.	Blanks.	HENRY S. DEWEY, Peoples.	JOHN F. FITZGERALD, Democratic.	MICHAEL D. FITZGERALD.	LOUIS A. FROTHINGHAM, Citizens, Republican.	GEORGE G. HALL, Socialist.	JAMES A. WATSON, Municipal Ownership Citizen.	Blanks.	
1.....	38	107	....	190	4	1	....	1	46	81	....	215	1	....	1	
2.....	25	346	....	72	3	1	....	1	27	206	....	38	1	....	3	
3.....	39	173	....	194	2	2	....	2	33	354	....	96	5	4	2	
4.....	38	273	....	74	2	....	....	2	36	142	....	112	....	4	3	
5.....	47	160	....	147	3	2	....	2	30	368	....	127	1	4	11	
6.....	8	206	....	57	....	....	....	6	23	251	....	100	1	....	9	
7.....	27	68	....	66	....	....	....	....	54	137	1	64	3	3	5	
8.....	69	100	....	341	8	2	....	4	101	194	....	313	6	2	16	
9.....	139	264	....	114	7	1	....	7	135	267	1	101	6	3	10	
10.....	43	168	....	61	3	....	....	7	58	132	....	113	1	1	3	
11.....	58	106	....	297	4	7	....	3	87	109	....	179	6	....	9	
12.....	81	110	....	308	3	2	....	6	55	68	....	305	1	1	....	
13.....	32	293	....	31	2	1	....	1	34	290	....	25	5	1	2	
14.....	64	404	....	69	4	1	....	3	38	411	....	45	3	1	4	
15.....	47	181	....	64	2	1	1	2	72	361	....	51	5	2	3	
16.....	76	172	....	76	4	....	....	2	63	333	....	108	2	1	....	
17.....	49	271	....	46	3	....	....	9	37	275	....	54	1	....	3	
18.....	89	280	....	104	5	9	....	6	113	209	....	141	1	5	15	
19.....	66	305	....	175	10	3	....	2	55	225	....	73	2	....	3	
20.....	85	275	....	357	2	4	2	1	77	300	....	363	6	4	3	
21.....	91	152	....	245	5	9	....	2	75	221	....	215	3	2	3	
22.....	114	199	....	364	11	4	1	5	106	344	....	191	11	4	4	
23.....	22	81	....	216	2	....	....	1	53	372	....	117	4	....	7	
24.....	64	324	....	103	4	2	2	5	52	235	....	152	10	2	2	
25.....	98	218	....	297	3	5	....	6	87	30	....	347	1	1	1	

Votes Cast for Mayor, City Election, 1905.

WARDS.	PRECINCT 3.							PRECINCT 4.								
	HENRY S. DEWEY, Peoples.	JOHN F. FITZGERALD, Democratic.	MICHAEL D. FITZGERALD.	LOUIS A. FROTHINGHAM, Citizens, Republican.	GEORGE G. HALL, Socialist.	JAMES A. WATSON, Municipal Ownership Citizen.	All others.	Blanks.	HENRY S. DEWEY, Peoples.	JOHN F. FITZGERALD, Democratic.	MICHAEL D. FITZGERALD.	LOUIS A. FROTHINGHAM, Citizens, Republican.	GEORGE G. HALL, Socialist.	JAMES A. WATSON, Municipal Ownership Citizen.	All others.	Blanks.
1.....	62	114	....	334	3	.....	....	1	59	139	....	301	2	3	....	1
2.....	23	287	....	70	2	2	....	3	31	285	....	79	1	1	....	3
3.....	35	281	....	152	2	1	....	2	34	391	....	82	1	2	....	4
4.....	38	223	....	141	1	.....	....	3	36	234	....	97	1	.....	1	....
5.....	23	328	....	40	.....	.....	....	5	24	129	....	74	4	1	....	1
6.....	16	253	....	81	3	.....	....	13	11	303	....	62	1	1	....	17
7.....	81	201	...	105	4	.....	....	6	74	135	....	72	2	2	....	10
8.....	53	82	2	317	2	4	....	2	105	185	....	396	.....	3	....	11
9.....	96	266	....	27	3	2	....	6	103	375	....	69	4	3	....	13
10.....	56	68	....	141	4	2	....	....	56	57	....	153	3	3	....	4
11.....	73	180	....	220	3	3	2	1	22	86	....	380	4	1	....	....
12.....	57	163	....	152	2	.....	....	3	119	143	....	263	4	2	....	5
13.....	35	244	....	33	2	1	....	1	30	318	...	35	3	2	....	4
14.....	47	248	....	89	2	1	....	4	61	245	....	105	9	2	....	3
15.....	57	313	....	83	2	.....	....	3	49	218	....	82	1	.....	....	2
16.....	72	444	....	164	5	5	....	5	63	197	....	299	2	1	....	2
17.....	69	150	....	140	1	6	....	1	68	194	....	219	2	3	....	4
18.....	142	115	....	186	9	5	....	10	135	225	....	203	5	9	....	4
19.....	36	400	....	66	5	3	....	5	59	364	....	64	2	6	....	9
20.....	68	315	....	315	1	3	....	7	54	449	....	153	1	2	....	5
21.....	58	119	...	154	2	.....	....	3	67	124	....	257	.....	2	....	1
22.....	65	339	....	78	1	4	....	4	126	177	...	298	16	5	....	6
23.....	36	340	....	111	2	3	....	14	82	266	....	188	7	3	1	4
24.....	39	155	1	220	2	2	....	1	40	197	....	230	6	2	....	....
25.....	55	90	....	332	1	.....	....	6	45	311	....	99	2	2	....	2

Votes Cast for Mayor, City Election, 1905.

WARDS.	PRECINCT 5.							PRECINCT 6.								
	HENRY S. DEWEY, Peoples.	JOHN F. FITZGERALD, Democratic.	MICHAEL D. FITZGERALD.	LOUIS A. FROTHINGHAM, Citizens, Republican	GEORGE G. HALL, Socialist.	JAMES A. WATSON, Municipal Ownership Citizen.	All others.	Blanks.	HENRY S. DEWEY, Peoples.	JOHN F. FITZGERALD, Democratic.	MICHAEL D. FITZGERALD.	LOUIS A. FROTHINGHAM, Citizens, Republican.	GEORGE G. HALL, Socialist.	JAMES A. WATSON, Municipal Ownership Citizen.	All others.	Blanks.
1.....	51	222	.....	216	1	6	.....	2	58	355	.....	87	12	3	.....	7
2.....	22	265	.....	74	4	.....	.....	4	29	244	.....	128	2	2	.....	3
3.....	28	400	.....	100	3	3	.....	1	27	281	.....	63	1	1	.....	7
4.....	35	288	.....	39	1	1	.....	4	39	155	.....	94	2	3	.....	3
5.....	34	301	.....	83	5	13	.....	4	33	228	.....	69	.....	.....	.....	2
6.....	50	223	.....	137	4	2	.....	7	41	71	.....	159	.....	1	.....	1
7.....	56	320	.....	28	2	1	.....	8	42	241	.....	23	1	.....	.....	3
8.....	80	181	.....	342	14	2	1	18	100	208	.....	392	15	1	.....	6
9.....	110	208	.....	155	12	2	.....	4	80	149	.....	178	7	4	.....	3
10.....	58	19	.....	161	1	2	.....	4	55	52	.....	232	1	2	.....	3
11.....	11	13	.....	304	.....	.....	.....	3	11	12	.....	237	.....	.....	.....	1
12.....	86	112	.....	198	2	.....	.....	6	90	363	.....	164	.....	5	.....	9
13.....	38	339	.....	52	3	4	.....	3	32	276	.....	36	2	1	.....	2
14.....	68	255	.....	184	14	4	.....	5	45	181	.....	170	5	1	.....	.....
15.....	54	267	.....	113	2	2	.....	2	44	196	.....	156	5	3	.....	6
16.....	67	227	.....	230	4	1	.....	3	39	88	.....	328	4	1	.....	2
17.....	42	263	.....	55	.....	1	.....	4	35	231	.....	40	.....	1	.....	2
18.....	74	340	.....	62	.....	11	.....	3	93	362	.....	158	3	19	1	1
19.....	83	201	.....	74	3	2	.....	5	86	246	.....	134	8	8	.....	5
20.....	112	299	.....	313	6	4	.....	6	85	343	.....	340	2	3	.....	3
21.....	64	172	.....	252	4	3	.....	4	58	127	.....	375	1	2	.....	1
22.....	149	248	3	223	12	2	.....	1	73	75	.....	351	5	1	.....	3
23.....	128	220	.....	341	6	4	.....	11	91	135	.....	440	6	3	.....	.....
24.....	26	182	.....	289	2	.....	.....	1	39	225	.....	194	1	2	.....	1
25.....	45	308	.....	214	1	4	.....	4	58	249	.....	347	2	3	.....	10

Votes Cast for Mayor, City Election, 1905.

WARDS.	PRECINCT 7.								PRECINCT 8.						
	HENRY S. DEWEY, Peoples.	JOHN F. FITZGERALD, Democratic.	MICHAEL D. FITZGERALD.	LOUIS A. FROTHINGHAM, Citizens, Republican.	GEORGE G. HALL, Socialist.	JAMES A. WATSON, Municipal Ownership Citizen.	All others.	Blanks.	HENRY S. DEWEY, Peoples.	JOHN F. FITZGERALD, Democratic.	MICHAEL D. FITZGERALD,	LOUIS A. FROTHINGHAM, Citizens Republican.	GEORGE G. HALL, Socialist.	JAMES A. WATSON, Municipal Ownership Citizen.	Blanks.
1.....	48	339	....	189	2	1	....	5	40	316	....	209	10	11	6
2.....	37	421	....	92	6	4	....	19	49	376	....	110	8	2	5
3.....															
4.....															
5.....															
6.....	32	226	....	134	5	1	....	10	19	155	....	99	3	....	16
7.....															
8.....															
9.....	52	302	....	52	....	2	....	2							
10.....	57	70	....	458	2	3	....	1	86	150	....	392	2	3	4
11.....	14	32	....	314	1	1	....	1	3	9	....	351	....	....	....
12.....	53	304	....	88	4	2	....	6							
13.....	47	350	....	33	....	2	....	7	56	296	....	37	5	2	4
14.....	63	323	1	123	6	....	....	2	69	305	....	164	3	3	5
15.....	72	271	....	149	9	5	....	5	58	236	....	115	7	1	6
16.....	74	368	....	181	9	2	1	9							
17.....	33	332	....	74	3	2	....	2	78	418	....	123	5	5	9
18.....															
19.....	45	394	....	100	2	3	....	6	53	329	....	107	5	3	4
20.....	94	223	....	248	2	1	....	3	66	135	....	425	2	....	1
21.....	95	244	....	336	4	2	....	4	45	146	....	515	1	5	....
22.....	44	83	....	361	....	2	....	....	85	252	....	213	15	10	7
23.....	59	88	....	354	4	2	....	....	26	89	....	424	1	1	....
24.....	46	137	....	292	1	....	....	....	52	131	....	219	3	2	4
25.....	33	313	....	215	2	1	....	5							





## Votes Cast for Mayor, City Election, 1905.

WARDS.	TOTALS.								
	HENRY S. DEWEY, Peoples.	JOHN F. FITZGERALD,* Democratic.	MICHAEL D. FITZGERALD.	LOUIS A. FROTHINGHAM, Citizens, Republican.	GEORGE G. HALL, Socialist.	JAMES A. WATSON, Municipal Ownership Citizen.	All others.	Blanks.	Totals for all candidates for Mayor.
1.....	429	1,818	.....	1,893	39	26	.....	24	4,205
2.....	243	2,430	.....	663	27	12	.....	41	3,375
3.....	196	1,880	.....	687	14	13	.....	18	2,790
4.....	222	1,315	.....	557	7	8	1	15	2,110
5.....	191	1,514	.....	540	13	20	.....	25	2,278
6.....	200	1,688	.....	829	17	5	.....	79	2,739
7.....	334	1,102	1	358	12	6	.....	32	1,813
8.....	508	950	2	2,101	45	14	1	57	3,621
9.....	715	1,831	1	696	39	17	.....	45	3,299
10.....	540	776	.....	2,038	19	16	.....	29	3,389
11.....	310	605	.....	2,777	19	13	2	21	3,726
12.....	541	1,263	.....	1,478	16	12	.....	35	3,310
13.....	304	2,406	.....	282	22	14	.....	24	3,028
14.....	455	2,372	1	949	46	13	.....	26	3,836
15.....	453	2,043	.....	813	33	14	1	29	3,357
16.....	454	1,829	.....	1,386	30	11	1	23	3,711
17.....	479	2,368	.....	888	18	19	.....	37	3,772
18.....	646	1,531	.....	854	23	58	1	39	3,113
19.....	563	2,750	.....	872	56	29	.....	45	4,270
20.....	860	2,841	.....	3,752	35	26	2	33	7,516
21.....	638	1,567	.....	2,775	22	28	.....	27	5,030
22.....	762	1,717	3	2,079	71	32	1	30	4,665
23.....	536	1,737	.....	2,325	34	17	1	42	4,650
24.....	608	2,269	1	2,585	43	18	3	21	5,527
25.....	421	1,569	.....	1,851	12	16	.....	34	3,869
Grand totals...	11,608	44,171	9	36,028	712	457	14	831	92,999

\* Elected.

Proportion of men registered who voted for Mayor, 82 per cent.

## Votes Cast for Street Commissioner, City Election, 1905.

WARDS.	PRECINCT 1.				PRECINCT 2.				
	GEORGE G. CUTTING, Socialist.	JAMES H. DOYLE, Democratic.	WILLIAM E. HANNAN, Republican.	Blanks.	GEORGE G. CUTTING, Socialist.	JAMES H. DOYLE, Democratic.	WILLIAM E. HANNAN, Republican.	All others.	Blanks.
1.....	26	101	204	10	42	68	208	.....	26
2.....	13	281	96	58	10	178	56	.....	31
3.....	25	160	216	11	20	327	113	.....	34
4.....	10	261	86	32	15	141	127	.....	14
5.....	22	146	172	21	11	331	163	.....	36
6.....	2	174	49	52	10	223	97	.....	54
7.....	7	70	76	8	20	146	79	1	21
8.....	25	89	379	31	26	210	362	.....	34
9.....	32	232	184	84	29	253	187	.....	54
10.....	16	143	93	30	27	112	142	.....	27
11.....	32	101	319	23	31	98	210	.....	51
12.....	14	109	369	18	10	91	319	.....	10
13.....	8	263	65	24	11	257	57	.....	32
14.....	22	374	117	32	14	373	75	.....	40
15.....	14	183	82	19	24	329	111	.....	30
16.....	20	179	108	23	19	317	149	.....	22
17.....	11	274	66	27	7	271	68	.....	24
18.....	29	290	144	30	13	278	156	.....	37
19.....	33	292	206	30	23	218	95	.....	22
20.....	47	233	422	24	48	245	429	1	30
21.....	50	165	273	16	33	217	251	.....	18
22.....	84	174	405	35	39	360	231	.....	30
23.....	30	65	212	15	29	320	176	.....	28
24.....	13	266	185	40	37	194	208	.....	14
25.....	61	213	328	25	59	78	362	.....	18



## Votes Cast for Street Commissioner, City Election, 1905.

WARDS.	PRECINCT 3.					PRECINCT 4.				
	GEORGE G. CUTTING, Socialist.	JAMES H. DOYLE, Democratic.	WILLIAM E. HANNAN, Republican.	All others.	Blanks.	GEORGE G. CUTTING, Socialist.	JAMES H. DOYLE, Democratic.	WILLIAM E. HANNAN, Republican.	All others.	Blanks.
1.....	48	104	342	.....	20	48	116	314	.....	27
2.....	10	254	91	.....	32	8	272	92	.....	28
3.....	16	273	164	.....	20	10	381	74	.....	49
4.....	13	201	166	.....	26	21	227	101	.....	20
5.....	5	297	54	.....	40	13	103	101	.....	16
6.....	11	203	77	.....	75	6	258	57	.....	74
7.....	25	204	149	.....	19	18	136	104	.....	37
8.....	25	97	314	4	22	41	201	388	.....	70
9.....	22	238	66	.....	74	23	366	122	.....	56
10.....	28	71	159	.....	13	23	64	170	.....	19
11.....	30	184	246	1	21	16	84	369	.....	24
12.....	15	180	165	.....	17	32	169	313	.....	22
13.....	10	230	53	.....	23	11	276	70	.....	35
14.....	17	215	139	.....	20	27	207	170	.....	21
15.....	20	268	138	.....	32	7	205	122	.....	18
16.....	29	392	238	.....	36	40	177	330	.....	17
17.....	27	146	181	.....	13	18	201	261	.....	10
18.....	28	171	222	.....	46	47	266	231	.....	37
19.....	19	366	104	.....	26	21	347	106	.....	30
20.....	36	272	374	.....	27	26	357	245	.....	36
21.....	30	104	189	.....	13	38	108	285	.....	20
22.....	14	324	126	.....	27	61	167	366	.....	34
23.....	30	293	146	.....	37	39	215	265	1	31
24.....	28	107	270	.....	15	27	103	334	.....	11
25.....	49	101	318	.....	16	31	304	96	.....	28

Votes Cast for Street Commissioner, City Election, 1905.

WARDS.	PRECINCT 5.					PRECINCT 6.			
	GEORGE G. CUTTING, Socialist.	JAMES H. DOYLE, Democratic.	WILLIAM E. HANNAN, Republican.	All others.	Blanks.	GEORGE G. CUTTING, Socialist.	JAMES H. DOYLE, Democratic.	WILLIAM E. HANNAN, Republican.	Blanks.
1.....	32	174	263	.....	29	34	317	121	50
2.....	22	204	88	.....	55	30	206	146	26
3.....	12	353	135	.....	35	6	273	69	32
4.....	8	273	51	.....	36	16	159	101	20
5.....	16	276	109	.....	39	8	213	85	26
6.....	11	188	150	.....	74	17	75	173	8
7.....	10	304	68	.....	33	13	220	53	24
8.....	45	177	300	.....	116	40	211	414	57
9.....	38	213	215	.....	25	29	155	226	11
10.....	20	24	169	.....	32	20	55	255	15
11.....	5	18	297	.....	11	8	19	226	8
12.....	32	130	226	.....	16	23	406	185	17
13.....	16	308	89	.....	26	9	244	73	23
14.....	47	226	229	.....	28	28	164	196	14
15.....	14	227	167	.....	32	14	182	194	20
16.....	25	194	292	.....	21	12	75	366	9
17.....	12	258	79	.....	16	6	224	60	19
18.....	17	327	115	.....	31	33	357	221	26
19.....	30	202	116	.....	20	36	256	171	24
20.....	49	226	445	.....	20	43	259	446	28
21.....	27	158	297	.....	17	37	126	388	13
22.....	55	246	308	2	27	37	77	367	27
23.....	79	216	388	.....	27	81	123	456	15
24.....	18	96	379	.....	7	31	127	285	19
25.....	35	263	252	.....	26	54	223	356	36

## Votes Cast for Street Commissioner, City Election, 1905.

WARDS.	PRECINCT 7.					PRECINCT 8.			
	GEORGE G. CUTTING, Socialist.	JAMES H. DOYLE, Democratic.	WILLIAM E. HANNAN, Republican.	All others.	Blanks.	GEORGE G. CUTTING, Socialist.	JAMES H. DOYLE, Democratic.	WILLIAM E. HANNAN, Republican.	Blanks.
1.....	21	311	218	.....	34	43	314	200	35
2.....	19	376	106	.....	78	25	319	130	76
3.....				.....					
4.....				.....					
5.....				.....					
6.....	15	208	111	.....	74	8	147	84	53
7.....				.....					
8.....				.....					
9.....	12	291	76	.....	31				
10.....	42	81	462	.....	6	43	161	406	27
11.....	8	31	311	.....	13	1	11	343	8
12.....	12	296	127	.....	22				
13.....	11	309	85	.....	34	15	268	92	25
14.....	25	284	177	1	31	42	272	211	24
15.....	27	256	203	.....	25	20	211	166	26
16.....	26	334	246	.....	38				
17.....	13	292	120	.....	21	15	415	177	31
18.....				.....					
19.....	19	348	161	.....	22	26	304	157	14
20.....	18	207	311	.....	35	51	101	453	24
21.....	48	226	376	.....	35	27	139	525	21
22.....	45	73	350	.....	22	50	248	245	39
23.....	54	65	372	.....	16	47	87	390	17
24.....	25	85	356	.....	10	14	95	291	11
25.....	19	281	217	.....	52				





## Total Votes Cast for Street Commissioner, City Election, 1905.

WARDS.	GEORGE G. CUTTING, Socialist.	JAMES H. DOYLE, Democratic.	WILLIAM E. HANNAN*, Republican.	All others.	Blanks.	For all candidates for Street Commissioner.
1.....	312	1,628	2,040	.....	249	3,980
2.....	137	2,090	805	.....	384	3,032
3.....	89	1,767	771	.....	181	2,627
4.....	83	1,262	632	.....	148	1,977
5.....	75	1,366	684	.....	178	2,125
6.....	80	1,476	798	.....	464	2,354
7.....	93	1,080	529	1	142	1,703
8.....	202	985	2,157	4	330	3,348
9.....	185	1,748	1,076	.....	335	3,009
10.....	251	771	2,209	.....	187	3,231
11.....	141	603	2,826	1	176	3,571
12.....	138	1,381	1,704	.....	122	3,223
13.....	91	2,155	584	.....	222	2,830
14.....	222	2,115	1,314	1	210	3,652
15.....	140	1,861	1,183	.....	202	3,184
16.....	171	1,668	1,729	.....	166	3,568
17.....	124	2,304	1,200	.....	181	3,628
18.....	167	1,689	1,089	.....	207	2,945
19.....	259	2,608	1,239	.....	209	4,106
20.....	471	2,285	4,496	1	296	7,253
21.....	352	1,474	3,052	.....	179	4,878
22.....	385	1,669	2,398	2	241	4,454
23.....	411	1,517	2,557	1	206	4,486
24.....	292	1,539	3,520	.....	197	5,351
25.....	308	1,463	1,931	.....	201	3,702
Grand totals .....	5,179	40,504	42,523	11	5,613	88,217

\* Elected.

Proportion of men registered who voted, 78 per cent.

## Votes Cast for Aldermen, City Election, 1905.

## WARD 1.

	PRECINCTS.									Totals.
	1.	2.	3.	4.	5.	6.	7.	8.	9.	
John E. Baldwin, D.....	73	45	72	84	102	143	138	177	76	910
Francis R. Bangs, R.....	134	165	268	241	150	54	122	116	115	1,365
George H. Battis, R.....	197	232	356	339	225	107	209	192	155	2,012
Tilton S. Bell, R.....	113	150	230	208	117	41	97	101	99	1,156
William Berwin, R.....	129	161	256	218	135	89	114	102	98	1,302
Edward J. Bromberg, R.....	134	154	239	216	174	130	135	127	106	1,415
Charles H. Bryant, R.....	69	101	162	155	111	33	65	67	72	835
Charles H. Buchanan, R.....	55	83	122	110	77	29	56	54	52	638
Edward L. Cauley, D.....	71	47	64	74	124	211	208	167	88	1,054
Louis M. Clark, R.....	84	109	154	141	87	31	58	62	69	795
Timothy L. Connolly, M. O.....	14	15	10	12	26	28	24	36	13	178
James M. Curley, D.....	50	28	44	56	84	168	170	167	72	839
Daniel J. Donnelly, D.....	31	31	32	46	67	94	80	121	57	559
Charles M. Draper, R.....	100	107	160	151	83	30	89	77	66	863
Michael S. Drew, M. O. C.....	8	8	4	8	16	15	12	16	11	98
Daniel L. Flanagan, D.....	36	19	36	37	71	95	88	140	54	576
Richard H. Foley, D.....	31	23	32	31	80	127	125	111	54	614
Henry A. Frothingham, D. C.....	20	27	28	31	36	33	32	32	34	273
Thomas J. Giblin, D. C.....	79	64	93	86	144	197	205	208	84	1,160
Charles W. Hallstram, R.....	52	77	102	97	47	13	47	52	44	531
Alexander L. Henderson, R.....	22	24	30	21	24	12	28	21	22	204
William J. Hennessey, D.....	42	32	55	52	90	110	141	114	65	701
George H. Ingalls, R.....	12	19	36	32	25	10	21	20	12	187
Fred J. Kneeland, D.....	60	32	47	58	74	173	168	177	66	855
Michael J. Leary, D.....	118	76	121	123	196	284	258	272	116	1,564
Frank J. Linehan, D.....	81	59	71	89	135	173	179	205	66	1,058
Michael R. Murphy, D.....	22	13	14	22	37	48	64	68	30	318
Patrick Edward Murray, Jr., D...	12	14	21	21	41	73	75	67	38	362
James M. Porter, R.....	32	28	36	43	35	11	39	28	28	280
Nathaniel G. Robinson, M. O. C...	3	7	2	8	11	14	7	16	14	82
Daniel A. Whelton, D.....	121	88	130	137	185	177	226	237	98	1,399
Total .....										24,183
Blanks .....	382	370	571	588	677	901	808	794	329	5,420

D. signifies Democratic; D. C., Democratic Citizen Nomination Paper;  
M. O., Municipal Ownership;  
M. O. C., Municipal Ownership Citizen; R., Republican.

## Votes Cast for Aldermen, City Election, 1905.

## WARD 2.

	PRECINCTS.								Totals.
	1.	2.	3.	4.	5.	6.	7.	8.	
John E. Baldwin, D.....	174	114	133	158	100	125	209	177	1190
Francis R. Bangs, R.....	41	26	44	45	43	95	49	63	406
George H. Battis, R.....	70	53	62	69	57	127	70	85	593
Tilton S. Bell, R.....	30	22	32	35	40	77	40	48	324
William Berwin, R.....	63	17	37	43	45	58	36	103	402
Edward J. Bromberg, R.....	102	33	62	69	83	97	73	170	689
Charles H. Bryant, R.....	28	10	35	23	27	41	34	41	239
Charles H. Buchanan, R.....	23	15	21	17	26	42	29	32	205
Edward L. Cauley, D.....	158	109	132	145	102	144	221	225	1,236
Louis M. Clark, R.....	18	16	22	28	27	62	32	40	245
Timothy L. Connolly, M. O.....	28	14	16	25	14	14	32	22	165
James M. Curley, D.....	158	110	126	121	72	96	156	152	991
Daniel J. Donnelly, D.....	87	76	87	92	65	77	109	112	705
Charles M. Draper, R.....	28	23	32	33	22	63	35	32	268
Michael S. Drew, M. O. C.....	9	5	10	10	7	8	8	17	74
Daniel L. Flanagan, D.....	124	74	104	113	67	90	143	134	849
Richard H. Foley, D.....	87	67	87	73	35	57	108	87	601
Henry A. Frothingham, D. C.....	26	23	37	27	13	24	26	28	204
Thomas J. Giblin, D. C.....	109	97	106	131	135	134	257	145	1,114
Charles W. Hallstram, R.....	10	13	11	23	12	37	21	15	142
Alexander L. Henderson, R.....	8	4	15	12	10	11	7	23	90
William J. Hennessey, D.....	64	59	83	58	43	79	91	79	556
George H. Ingalls, R.....	6	8	18	6	5	9	12	10	74
Fred J. Kneeland, D.....	72	62	107	98	50	71	125	120	705
Michael J. Leary, D.....	303	163	245	259	188	184	292	312	1,946
Frank J. Linehan, D.....	152	94	123	146	107	136	214	158	1,136
Michael R. Murphy, D.....	33	25	45	53	46	35	59	48	344
Patrick Edward Murray, Jr., D.....	29	30	38	28	37	34	50	35	281
James M. Porter, R.....	12	9	23	10	18	21	8	15	116
Nathaniel G. Robinson, M. O. C.....	11	3	9	4	11	12	12	28	90
Daniel A. Whelton, D.....	158	90	119	149	107	122	194	208	1,147
Total.....									17,127
Blanks.....	915	461	682	697	969	674	1,301	1,086	6,785

D. signifies Democratic; D. C., Democratic Citizen Nomination Paper;  
M. O., Municipal Ownership;  
M. O. C., Municipal Ownership Citizen; R., Republican.



## Votes Cast for Aldermen, City Election, 1905.

## WARD 3.

	PRECINCTS.						Totals.
	1.	2.	3.	4.	5.	6.	
John E. Baldwin, D.....	115	228	191	255	223	200	1,212
Francis R. Bangs, R.....	164	52	104	32	50	25	427
George H. Battis, R.....	131	45	79	26	29	17	327
Tilton S. Bell, R.....	133	42	73	20	27	12	307
William Berwin, R.....	128	39	60	25	34	23	309
Edward J. Bromberg, R.....	133	58	86	52	65	34	428
Charles H. Bryant, R.....	101	33	53	22	30	13	252
Charles H. Buchanan, R.....	86	24	41	19	18	10	198
Edward L. Cauley, D.....	191	341	266	327	320	252	1,697
Louis M. Clark, R.....	84	31	63	5	20	11	214
Timothy L. Connolly, M. O.....	14	26	28	25	38	11	142
James M. Curley, D.....	99	222	185	257	229	162	1,154
Daniel J. Donnelly, D.....	76	135	138	167	174	134	824
Charles M. Draper, R.....	73	37	58	18	25	10	221
Michael S. Drew, M. O. C.....	14	17	15	19	30	8	103
Daniel L. Flanagan, D.....	69	153	141	177	176	126	842
Richard H. Foley, D.....	74	172	147	188	171	137	889
Henry A. Frothingham, D. C.....	59	55	84	75	111	63	447
Thomas J. Giblin, D. C.....	32	37	59	67	68	60	323
Charles W. Hallstram, R.....	61	28	43	15	23	6	176
Alexander L. Henderson, R.....	32	8	16	2	7	6	71
William J. Hennessey, D.....	78	145	141	176	167	134	841
George H. Ingalls, R.....	20	12	17	7	6	5	67
Fred J. Kneeland, D.....	95	158	130	163	154	104	804
Michael J. Leary, D.....	84	164	143	196	210	127	924
Frank J. Linehan, D.....	104	157	122	158	161	119	821
Michael R. Murphy, D.....	39	64	66	69	93	60	391
Patrick Edward Murray, Jr., D.....	26	63	39	45	50	40	263
James M. Porter, R.....	40	20	26	15	24	18	143
Nathaniel G. Robinson, M. O. C.....	18	16	18	9	17	8	86
Daniel A. Whelton, D.....	112	168	133	167	162	135	877
All others.....				1			1
Total.....							15,781
Blanks.....	399	708	546	799	833	590	3,875

D. signifies Democratic; D. C., Democratic Citizen Nomination Paper;  
M. O., Municipal Ownership;  
M. O. C., Municipal Ownership Citizen; R., Republican.

## Votes Cast for Aldermen, City Election, 1905.

## WARD 4.

	PRECINCTS.						Totals.
	1.	2.	3.	4.	5.	6.	
John E. Baldwin, D.....	153	101	159	162	189	125	889
Francis R. Bangs, R.....	41	85	118	53	22	72	391
George H. Battis, R.....	30	69	90	37	19	60	305
Tilton S. Bell, R.....	34	74	98	34	17	56	313
William Berwin, R.....	39	74	83	35	17	45	293
Edward J. Bromberg, R.....	52	89	102	50	36	63	392
Charles H. Bryant, R.....	30	65	73	44	10	49	271
Charles H. Buchanan, R.....	25	58	55	27	21	32	218
Edward L. Cauley, D.....	237	156	219	224	241	144	1,221
Louis M. Clark, R.....	24	45	53	30	8	35	195
Timothy L. Connolly, M. O.....	26	6	20	18	15	16	101
James M. Curley, D.....	145	90	108	133	175	86	737
Daniel J. Donnelly, D.....	103	74	90	106	123	77	573
Charles M. Draper, R.....	29	39	57	33	10	42	210
Michael S. Drew, M. O. C.....	16	5	13	6	9	9	58
Daniel L. Flanagan, D.....	106	62	87	110	124	77	566
Richard H. Foley, D.....	111	55	91	90	124	70	541
Henry A. Frothingham, D. C.....	63	41	29	60	46	31	270
Thomas J. Giblin, D. C.....	47	24	37	27	27	23	185
Charles W. Hallstram, R.....	11	30	19	17	4	20	101
Alexander L. Henderson, R.....	7	16	105	13	4	18	163
William J. Hennessey, D.....	98	75	100	114	100	76	563
George H. Ingalls, R.....	12	21	25	16	2	24	100
Fred J. Kneeland, D.....	134	75	113	120	114	90	646
Michael J. Leary, D.....	93	73	83	91	91	56	487
Frank J. Linehan, D.....	155	77	111	117	118	81	659
Michael R. Murphy, D.....	60	29	49	69	71	48	326
Patrick Edward Murray, Jr., D.....	51	32	33	57	51	25	249
James M. Porter, R.....	17	20	37	21	16	28	139
Nathaniel G. Robinson, M. O. C.....	14	7	14	9	7	8	59
Daniel A. Whelton, D.....	147	103	109	118	117	93	687
Total.....							11,908
Blanks.....	613	309	462	542	648	393	2,967

D. signifies Democratic; D. C., Democratic Citizen Nomination Paper;  
M. O., Municipal Ownership;  
M. O. C., Municipal Ownership Citizen; R., Republican.

## Votes Cast for Aldermen, City Election, 1905.

## WARD 5.

	PRECINCTS.						Totals.
	1.	2.	3.	4.	5.	6.	
John E. Baldwin, D.....	129	242	199	78	175	142	965
Francis R. Bangs, R.....	120	76	19	65	49	57	386
George H. Battis, R.....	91	51	13	50	41	40	286
Tilton S. Bell, R.....	107	58	14	54	40	36	309
William Berwin, R.....	79	45	13	44	38	35	254
Edward J. Bromberg, R.....	109	88	24	54	56	52	383
Charles H. Bryant, R.....	87	44	16	38	34	35	254
Charles H. Buchanan, R.....	55	23	6	32	30	27	173
Edward L. Cauley, D.....	152	344	246	118	243	195	1,298
Louis M. Clark, R.....	64	47	16	41	27	21	216
Timothy L. Connolly, M. O.....	19	36	18	14	30	11	128
James M. Curley, D.....	102	221	189	57	144	129	842
Daniel J. Donnelly, D.....	81	160	147	48	147	113	696
Charles M. Draper, R.....	64	46	15	36	26	26	213
Michael S. Drew, M. O. C.....	13	20	11	9	20	10	83
Daniel L. Flanagan, D.....	70	146	98	40	107	78	539
Richard H. Foley, D.....	62	170	126	40	113	82	593
Henry A. Frothingham, D. C.....	63	103	46	31	45	32	320
Thomas J. Giblin, D. C.....	36	60	63	21	42	26	248
Charles W. Hallstram, R.....	39	31	7	17	16	17	127
Alexander L. Henderson, R.....	29	13	5	4	11	7	69
William J. Hennessey, D.....	68	149	104	53	117	89	580
George H. Ingalls, R.....	36	18	18	15	14	15	116
Fred J. Kneeland, D.....	94	161	104	51	116	100	626
Michael J. Leary, D.....	58	152	134	49	108	94	595
Frank J. Linehan, D.....	99	207	130	62	148	111	757
Michael R. Murphy, D.....	31	86	84	23	77	61	362
Patrick Edward Murray, Jr., D.....	39	65	59	16	55	41	275
James M. Porter, R.....	35	35	9	14	7	14	114
Nathaniel G. Robinson, M. O. C.....	11	15	6	11	15	4	62
Daniel A. Whelton, D.....	105	205	141	85	149	115	800
Total.....							12,669
Blanks.....	380	670	692	361	840	509	3,452

D. signifies Democratic; D. C., Democratic Citizen Nomination Paper;  
M. O., Municipal Ownership;  
M. O. C., Municipal Ownership Citizen; R., Republican.

## Votes Cast for Aldermen, City Election, 1905.

## WARD 6.

	PRECINCTS.								Totals.
	1.	2.	3.	4.	5.	6.	7.	8.	
John E. Baldwin, D.....	62	71	75	73	128	52	146	110	717
Francis R. Bangs, R.....	21	51	39	45	76	142	53	32	459
George H. Battis, R.....	18	33	42	36	58	82	42	24	335
Tilton S. Bell, R.....	12	26	31	26	42	111	33	24	305
William Berwin, R.....	13	55	37	35	75	99	100	32	446
Edward J. Bromberg, R.....	31	85	78	34	142	110	179	59	718
Charles H. Bryant, R.....	14	22	19	20	40	72	20	15	222
Charles H. Buchanan, R.....	11	19	19	18	31	48	15	14	175
Edward L. Cauley, D.....	151	183	152	201	43	68	125	107	1,030
Louis M. Clark, R.....	12	23	23	13	41	82	35	16	245
Timothy L. Connolly, M. O.....	17	27	17	15	46	18	20	17	177
James M. Curley, D.....	146	176	140	198	113	37	122	94	1,026
Daniel J. Donnelly, D.....	43	58	41	57	75	39	126	84	523
Charles M. Draper, R.....	13	20	28	19	32	97	31	18	258
Michael S. Drew, M. O. C.....	4	11	9	6	13	18	8	6	75
Daniel L. Flanagan, D.....	113	138	115	174	50	38	49	60	737
Richard H. Foley, D.....	116	148	125	167	66	36	107	90	855
Henry A. Frothingham, D. C.....	10	11	23	6	31	47	26	16	170
Thomas J. Gliblin, D. C.....	32	24	22	33	50	15	23	16	215
Charles W. Hallstram, R.....	10	10	14	8	25	38	27	13	145
Alexander L. Henderson, R.....	5	6	14	8	13	26	24	10	106
William J. Hennessey, D.....	29	50	34	39	71	55	57	41	376
George H. Ingalls, R.....	2	2	4	4	8	22	9	4	55
Fred J. Kneeland, D.....	39	70	57	43	94	61	97	67	523
Michael J. Leary, D.....	117	139	126	174	92	41	60	49	798
Frank J. Linehan, D.....	101	153	119	168	113	40	57	55	806
Michael R. Murphy, D.....	45	35	36	60	36	12	24	25	273
Patrick Edward Murray, Jr., D....	67	78	68	103	27	19	18	21	401
James M. Porter, R.....	5	20	23	17	27	31	23	23	169
Nathaniel G. Robinson, M. O. C.....		11	7	6	15	23	18	11	91
Daniel A. Whelton, D.....	56	73	70	39	111	96	84	87	616
Total.....									13,052
Blanks.....	624	860	955	920	1,177	236	1,098	804	6,674

D. signifies Democratic; D. C., Democratic Citizen Nomination Paper;  
M. O., Municipal Ownership;  
M. O. C., Municipal Ownership Citizen; R., Republican.

## Votes Cast for Aldermen, City Election, 1905.

## WARD 7.

	PRECINCTS.						Totals.
	1.	2.	3.	4.	5.	6.	
John E. Baldwin, D.....	49	88	131	91	168	101	628
Francis R. Bangs, R.....	57	75	93	86	18	26	355
George H. Battis, R.....	39	50	73	72	16	21	271
Tilton S. Bell, R.....	35	42	68	57	15	20	237
William Berwin, R.....	47	56	76	82	17	15	293
Edward J. Bromberg, R.....	47	72	100	94	33	38	384
Charles H. Bryant, R.....	27	37	54	45	10	14	187
Charles H. Buchanan, R.....	16	27	42	34	17	18	154
Edward L. Cauley, D.....	46	51	109	73	136	109	524
Louis M. Clark, R.....	40	55	50	40	13	17	215
Timothy L. Connolly, M. O.....	9	18	29	22	23	20	121
James M. Curley, D.....	45	105	109	75	196	117	647
Daniel J. Donnelly, D.....	56	120	203	135	316	218	1,048
Charles M. Draper, R.....	47	42	45	52	12	12	210
Michael S. Drew, M. O. C.....	4	14	17	7	6	10	58
Daniel L. Flanagan, D.....	33	60	141	85	194	124	637
Richard H. Foley, D.....	40	70	141	78	180	145	654
Henry A. Frothingham, D. C.....	34	34	40	16	32	25	181
Thomas J. Giblin, D. C.....	16	17	36	14	12	19	114
Charles W. Hallstram, R.....	32	32	28	23	7	9	131
Alexander L. Henderson, R.....	8	10	11	11	3	6	49
William J. Hennessey, D.....	27	54	78	35	97	67	358
George H. Ingalls, R.....	8	30	12	7	2	3	62
Fred J. Kneeland, D.....	38	55	116	69	122	84	484
Michael J. Leary, D.....	25	39	109	79	158	89	499
Frank J. Linehan, D.....	30	77	128	67	169	134	605
Michael R. Murphy, D.....	14	33	50	15	79	52	243
Patrick Edward Murray, Jr., D.....	6	39	44	13	47	37	186
James M. Porter, R.....	16	13	25	10	13	9	86
Nathaniel G. Robinson, M. O. C.....	8	12	18	6	96	6	146
Daniel A. Whelton, D.....	36	64	135	74	116	110	535
All others.....		6					6
Total.....							10,308
Blanks.....	192	372	468	498	582	495	2,607

D. signifies Democratic; D. C., Democratic Citizen Nomination Paper;  
M. O., Municipal Ownership;  
M. O. C., Municipal Ownership Citizen; R., Republican.

## Votes Cast for Aldermen, City Election, 1905.

## WARD 8.

	PRECINCTS.						Totals.
	1.	2.	3.	4.	5.	6.	
John E. Baldwin, D.....	70	146	143	307	256	359	1,281
Francis R. Bangs, R.....	29	85	189	65	55	106	529
George H. Battis, R.....	24	63	106	30	30	72	325
Tilton S. Bell, R.....	16	65	137	46	45	74	383
William Berwin, R.....	88	106	113	155	164	152	778
Edward J. Bromberg, R.....	149	144	120	266	289	221	1,189
Charles H. Bryant, R.....	23	56	86	48	41	57	311
Charles H. Buchanan, R.....	16	50	70	36	40	50	262
Edward L. Cauley, D.....	43	138	86	136	89	107	599
Louis M. Clark, R.....	15	51	122	47	48	45	328
Timothy L. Connolly, M. O.....	23	169	34	30	23	41	320
James M. Curley, D.....	38	101	31	66	78	85	399
Daniel J. Donnelly, D.....	291	124	48	68	75	88	694
Charles M. Draper, R.....	21	60	134	42	39	46	342
Michael S. Drew, M. O. C.....	13	23	25	38	38	22	159
Daniel L. Flanagan, D.....	283	213	90	229	184	293	1,292
Richard H. Foley, D.....	31	89	40	54	52	73	339
Henry A. Frothingham, D. C.....	25	49	69	66	43	65	317
Thomas J. Giblin, D. C.....	15	34	26	22	19	32	148
Charles W. Hallstram, R.....	10	41	69	38	23	25	206
Alexander L. Henderson, R.....	19	43	53	32	23	39	209
William J. Hennessey, D.....	258	203	132	215	175	270	1,253
George H. Ingalls, R.....	4	19	33	27	13	26	122
Fred J. Kneeland, D.....	56	111	140	259	212	313	1,091
Michael J. Leary, D.....	267	199	105	208	173	281	1,233
Frank J. Linehan, D.....	329	263	156	277	226	344	1,595
Michael R. Murphy, D.....	263	155	25	42	41	54	580
Patrick Edward Murray, Jr., D.....	25	55	23	34	34	45	216
James M. Porter, R.....	8	22	42	21	22	25	140
Nathaniel G. Robinson, M. O. C.....	28	25	38	51	58	50	250
Daniel A. Whelton, D.....	423	462	238	504	315	456	2,398
Total.....							19,288
Blanks.....	765	1,060	511	1,441	1,543	1,138	6,458

D. signifies Democratic; D. C., Democratic Citizen Nomination Paper;  
M. O., Municipal Ownership;  
M. O. C., Municipal Ownership Citizen; R., Republican.

## Votes Cast for Aldermen, City Election, 1905.

## WARD 9.

	PRECINCTS.							Totals.
	1.	2.	3.	4.	5.	6.	7.	
John E. Baldwin, D.....	173	157	163	288	130	117	224	1,252
Francis R. Bangs, R.....	78	70	9	56	154	170	36	573
George H. Battis, R.....	48	52	13	36	113	112	23	397
Tilton S. Bell, R.....	58	56	15	38	121	140	29	457
William Berwin, R.....	91	73	39	48	124	111	34	520
Edward J. Bromberg, R.....	228	138	122	121	167	149	57	982
Charles H. Bryant, R.....	56	50	14	36	109	94	32	391
Charles H. Buchanan, R.....	44	38	11	35	72	81	29	310
Edward L. Cauley, D.....	149	225	129	241	165	128	210	1,247
Louis M. Clark, R.....	47	42	15	33	82	101	21	341
Timothy L. Connolly, M. O.....	27	35	14	31	38	38	28	211
James M. Curley, D.....	133	168	156	245	122	95	205	1,124
Daniel J. Donnelly, D.....	152	154	168	184	121	74	163	1,016
Charles M. Draper, R.....	53	40	9	42	100	111	19	374
Michael S. Drew, M. O. C.....	13	22	5	19	22	26	13	120
Daniel L. Flanagan, D.....	265	335	258	372	214	155	270	1,869
Richard H. Foley, D.....	95	105	65	122	91	57	108	643
Henry A. Frothingham, D. C.....	44	59	21	22	36	58	41	281
Thomas J. Giblin, D. C.....	31	36	8	34	27	26	40	202
Charles W. Hallstram, R.....	35	38	6	23	88	82	15	287
Alexander L. Henderson, R.....	14	15	2	12	31	22	5	101
William J. Hennessey, D.....	82	87	102	98	79	76	96	620
George H. Ingalls, R.....	17	16	2	7	19	22	28	111
Fred J. Kneeland, D.....	118	189	87	192	149	131	184	1,050
Michael J. Leary, D.....	91	132	128	119	99	64	95	728
Frank J. Linehan, D.....	144	196	116	195	130	97	125	1,003
Michael R. Murphy, D.....	26	27	22	66	33	25	50	249
Patrick Edward Murray, Jr., D...	54	45	23	86	45	53	80	386
James M. Porter, R.....	24	27	8	15	29	31	23	157
Nathaniel G. Robinson, M. O. C...	17	17	11	16	22	27	6	116
Daniel A. Whelton, D.....	191	226	174	230	142	126	165	1,254
Total.....								18,372
Blanks.....	1,126	791	885	907	563	348	416	5,036

D. signifies Democratic; D. C., Democratic Citizen Nomination Paper;

M. O., Municipal Ownership;

M. O. C., Municipal Ownership Citizen; R., Republican.

## Votes Cast for Aldermen, City Election, 1905.

## WARD 10.

	PRECINCTS.									Totals.
	1.	2.	3.	4.	5.	6.	7.	8.	9.	
John E. Baldwin, D.....	117	83	57	51	22	37	60	89	55	571
Francis R. Bangs, R.....	56	106	129	137	130	186	396	361	308	1,809
George H. Battis, R.....	45	79	90	102	103	124	241	237	183	1,204
Tilton S. Bell, R.....	44	92	112	116	115	145	356	305	258	1,543
William Berwin, R.....	47	89	97	115	125	154	248	260	207	1,342
Edward J. Bromberg, R.....	57	84	95	101	109	158	248	238	228	1,318
Charles H. Bryant, R.....	32	42	71	76	74	98	153	166	128	840
Charles H. Buchanan, R.....	31	36	47	49	65	63	103	123	84	601
Edward L. Cauley, D.....	89	73	68	52	25	53	121	166	102	749
Louis M. Clark, R.....	22	63	79	95	80	135	279	273	220	1,246
Timothy L. Connolly, M. O.....	19	13	23	10	7	15	23	18	14	142
James M. Curley, D.....	94	68	39	33	8	22	32	82	31	409
Daniel J. Donnelly, D.....	114	95	53	40	9	27	37	97	29	501
Charles M. Draper, R.....	33	75	98	106	91	143	322	276	224	1,368
Michael S. Drew, M. O. C.....	9	10	16	9	8	14	21	19	7	113
Daniel L. Flanagan, D.....	134	102	57	57	15	27	52	84	30	558
Richard H. Foley, D.....	62	58	33	25	6	18	43	81	26	352
Henry A. Frothingham, D. C.....	11	34	26	26	21	42	109	72	85	426
Thomas J. Giblin, D. C.....	12	15	16	9	6	15	22	14	9	118
Charles W. Hallstram, R.....	30	82	86	105	112	154	316	252	211	1,348
Alexander L. Henderson, R.....	14	30	24	29	28	34	63	53	42	317
William J. Hennessey, D.....	64	55	49	43	16	31	98	107	84	547
George H. Ingalls, R.....	13	18	27	22	25	36	70	55	45	311
Fred J. Kneeland, D.....	74	72	42	35	24	39	84	88	68	526
Michael J. Leary, D.....	75	39	21	21	12	17	35	67	24	311
Frank J. Linehan, D.....	79	57	48	44	14	25	35	65	29	396
Michael R. Murphy, D.....	31	19	13	18	2	6	10	23	9	131
Patrick Edward Murray, Jr., D..	26	30	14	11	6	7	21	36	12	163
James M. Porter, R.....	14	20	25	32	32	58	70	58	55	364
Nathaniel G. Robinson, M. O. C...	11	8	15	9	5	16	24	23	12	123
Daniel A. Whelton, D.....	91	74	65	58	33	79	96	94	65	655
Total.....										20,402
Blanks.....	424	435	262	296	387	437	349	577	357	3,524

D. signifies Democratic; D. C., Democratic Citizen Nomination Paper;

M. O., Municipal Ownership;

M. O. C., Municipal Ownership Citizen; R. Republican.



## Votes Cast for Aldermen, City Election, 1905.

## WARD 11.

	PRECINCTS.									Totals.
	1.	2.	3.	4.	5.	6.	7.	8.	9.	
John E. Baldwin, D.....	79	63	127	67	14	13	19	9	45	436
Francis R. Bangs, R.....	262	143	199	347	298	217	313	342	464	2,585
George H. Battis, R.....	173	114	118	146	100	101	156	99	248	1,255
Tilton S. Bell, R.....	213	121	151	288	238	184	236	278	385	2,094
William Berwin, R.....	178	133	115	142	93	106	154	103	249	1,273
Edward J. Bromberg, R.....	188	177	156	189	132	131	144	179	315	1,611
Charles H. Bryant, R.....	121	96	87	111	79	72	92	92	195	945
Charles H. Buchanan, R.....	96	74	73	94	45	59	59	51	133	684
Edward L. Cauley, D.....	111	72	148	163	122	61	78	110	120	985
Louis M. Clark, R.....	171	50	102	252	241	155	229	277	335	1,812
Timothy L. Connolly, M. O.....	39	24	20	9	5	6	9	4	7	123
James M. Curley, D.....	46	53	93	46	9	3	16	3	21	290
Daniel J. Donnelly, D.....	57	69	104	37	3	6	18	6	18	318
Charles M. Draper, R.....	166	63	118	237	222	151	223	233	309	1,722
Michael S. Drew, M. O. C.....	33	24	11	10	1	6	6	3	6	100
Daniel L. Flanagan, D.....	42	54	103	43	5	7	16	3	19	292
Richard H. Foley, D.....	34	33	69	26	6	0	3	4	18	193
Henry A. Frothingham, D. C.....	120	75	159	194	165	110	125	194	232	1,374
Thomas J. Giblin, D. C.....	23	21	25	18	8	4	12	7	18	136
Charles W. Hallstram, R.....	103	39	63	88	79	64	136	75	154	801
Alexander L. Henderson, R.....	43	18	36	35	25	25	28	28	44	282
William J. Hennessey, D.....	93	39	108	173	121	69	90	132	144	969
George H. Ingalls, R.....	33	16	25	23	23	17	30	24	48	239
Fred J. Kneeland, D.....	100	72	116	135	108	53	69	97	97	847
Michael J. Leary, D.....	38	51	66	33	6	5	5	2	20	226
Frank J. Linehan, D.....	75	79	86	45	4	12	13	7	16	337
Michael R. Murphy, D.....	32	31	46	19	3	4	7	6	9	157
Patrick Edward Murray, Jr., D..	26	22	40	16	4	2	6	4	12	132
James M. Porter, R.....	49	29	36	32	5	15	35	28	65	294
Nathaniel G. Robinson, M. O. C...	34	39	76	15	4	4	9	7	7	195
Daniel A. Whelton, D.....	137	119	174	75	18	19	35	21	53	651
All others.....	7									7
Total.....										23,365
Blanks.....	403	717	524	343	131	146	170	113	317	2,864

D. signifies Democratic; D. C., Democratic Citizen Nomination Paper;  
M. O., Municipal Ownership;  
M. O. C., Municipal Ownership Citizen; R., Republican.

## Votes Cast for Aldermen, City Election, 1905.

## WARD 12.

	PRECINCTS.							Totals.
	1.	2.	3.	4.	5.	6.	7.	
John E. Baldwin, D.....	67	51	105	106	86	217	195	827
Francis R. Bangs, R.....	294	286	129	266	197	130	62	1,364
George H. Battis, R.....	208	174	89	160	129	92	42	894
Tilton S. Bell, R.....	240	249	117	212	159	109	50	1,136
William Berwin, R.....	258	220	113	229	161	139	48	1,168
Edward J. Bromberg, R.....	227	193	105	241	159	158	91	1,174
Charles H. Bryant, R.....	143	127	80	125	127	100	39	741
Charles H. Buchanan, R.....	120	96	56	112	88	54	30	556
Edward L. Cauley, D.....	105	88	120	132	84	228	213	970
Louis M. Clark, R.....	196	190	80	155	121	88	44	874
Timothy L. Connolly, M. O.....	36	27	35	57	35	65	50	305
James M. Curley, D.....	52	31	113	88	80	312	212	888
Daniel J. Donnelly, D.....	52	38	75	75	50	189	188	667
Charles M. Draper, R.....	196	189	91	171	125	101	44	917
Michael S. Drew, M. O. C.....	24	18	20	26	14	31	14	147
Daniel L. Flanagan, D.....	59	36	94	108	61	224	246	828
Richard H. Foley, D.....	46	24	71	69	37	150	107	504
Henry A. Frothingham, D. C.....	70	67	38	73	44	61	48	401
Thomas J. Giblin, D. C.....	24	17	12	34	13	33	26	159
Charles W. Hallstram, R.....	137	116	41	109	70	57	23	553
Alexander L. Henderson, R.....	39	35	14	41	46	15	16	206
William J. Hennessey, D.....	70	64	94	93	75	151	139	686
George H. Ingalls, R.....	37	21	15	32	24	20	18	167
Fred J. Kneeland, D.....	84	86	100	123	70	211	187	861
Michael J. Leary, D.....	44	37	60	68	43	153	118	523
Frank J. Linehan, D.....	47	43	82	92	50	150	140	604
Michael R. Murphy, D.....	24	25	27	34	24	97	67	298
Patrick Edward Murray, Jr., D...	30	18	60	66	37	146	110	467
James M. Porter, R.....	56	50	23	49	44	31	10	263
Nathaniel G. Robinson, M. O. C...	30	15	17	34	16	20	13	145
Daniel A. Whelton, D.....	74	78	72	111	65	157	115	672
Total.....								19,965
Blanks.....	481	301	491	461	494	728	494	3,450

D. signifies Democratic; D. C., Democratic Citizen Nomination Paper;  
M. O., Municipal Ownership;  
M. O. C., Municipal Ownership Citizen; R., Republican.

## Votes Cast for Aldermen, City Election, 1905.

## WARD 13.

	PRECINCTS.								Totals.
	1.	2.	3.	4.	5.	6.	7.	8.	
John E. Baldwin, D. ....	241	207	186	230	299	216	259	237	1,875
Francis R. Bangs, R. ....	24	13	20	25	34	28	24	21	189
George H. Battis, R. ....	15	10	17	16	22	17	13	15	125
Tilton S. Bell, R. ....	5	9	16	18	23	17	13	2	103
William Berwin, R. ....	11	8	15	14	22	20	11	13	114
Edward J. Bromberg, R. ....	38	28	31	53	57	38	54	57	356
Charles H. Bryant, R. ....	7	9	11	13	22	14	14	10	100
Charles H. Buchanan, R. ....	41	34	21	42	54	35	48	45	320
Edward L. Cauley, D. ....	102	111	107	111	140	131	129	117	948
Louis M. Clark, R. ....	9	2	11	15	12	16	13	12	90
Timothy L. Connolly, M. O. ....	27	23	17	28	27	26	34	20	202
James M. Curley, D. ....	121	126	129	141	157	133	195	136	1,138
Daniel J. Donnelly, D. ....	198	182	166	180	216	161	215	189	1,507
Charles M. Draper, R. ....	9	5	7	5	15	17	16	10	84
Michael S. Drew, M. O. C. ....	7	10	5	6	12	10	7	9	66
Daniel L. Flanagan, D. ....	121	127	113	129	144	142	143	141	1,060
Richard H. Foley, D. ....	128	125	116	103	142	126	151	121	1,012
Henry A. Frothingham, D. C. ....	32	17	30	34	35	45	40	41	274
Thomas J. Giblin, D. C. ....	22	23	19	34	37	31	41	28	235
Charles W. Hallstram, R. ....	10	4	9	12	12	8	7	12	74
Alexander L. Henderson, R. ....	8	2	7	6	5	3	5	3	39
William J. Hennessey, D. ....	85	92	81	70	122	79	108	89	726
George H. Ingalls, R. ....	3	4	4	5	13	3	6	5	43
Fred J. Kneeland, D. ....	119	112	88	150	146	120	159	156	1,050
Michael J. Leary, D. ....	119	130	116	149	123	114	125	114	990
Frank J. Linehan, D. ....	229	225	185	246	261	214	258	259	1,877
Michael R. Murphy, D. ....	49	51	46	51	53	49	56	44	399
Patrick Edward Murray, Jr., D. ....	35	49	38	34	47	36	64	50	353
James M. Porter, R. ....	36	24	27	28	56	42	32	31	276
Nathaniel G. Robinson, M. O. C. ....	2	10	7	9	8	4	7	10	57
Daniel A. Whelton, D. ....	145	156	115	177	156	135	176	170	1,230
All others. ....		5							5
Total. ....									16,917
Blanks. ....	522	566	452	610	601	413	650	633	4,447

D. signifies Democratic; D. C., Democratic Citizen Nomination Paper;

M. O., Municipal Ownership;

M. O. C., Municipal Ownership Citizen; R., Republican.

## Votes Cast for Aldermen, City Election, 1905.

## WARD 14.

	PRECINCTS.								Totals.
	1.	2.	3.	4.	5.	6.	7.	8.	
John E. Baldwin, D .....	420	375	246	229	277	186	279	301	2,313
Francis R. Bangs, R.....	52	30	59	85	130	102	88	114	660
George H. Battle, R.....	41	20	38	72	92	89	68	96	516
Tilton S. Bell, R.....	43	22	39	63	106	98	61	97	529
William Berwin, R.....	33	16	38	58	91	84	61	82	463
Edward J. Bromberg, R .....	71	54	81	108	188	134	115	154	905
Charles H. Byrant, R.....	31	13	39	50	60	70	49	68	380
Charles H. Buchanan, R.....	73	34	71	79	122	100	106	98	683
Edward L. Canley, D.....	256	220	147	134	150	107	174	175	1,363
Louis M. Clark, R.....	30	17	23	56	113	64	49	75	427
Timothy L. Connolly, M. O.....	35	20	33	19	23	26	40	32	228
James M. Curley, D.....	203	226	114	114	119	74	144	134	1,128
Daniel J. Donnelly, D .....	185	213	109	133	124	87	149	136	1,136
Charles M. Draper, R.....	37	30	57	64	111	87	72	91	549
Michael S. Drew, M. O. C.....	13	7	7	9	20	17	18	22	113
Daniel L. Flanagan, D.....	149	163	98	106	111	52	121	108	908
Richard H. Foley, D.....	147	203	121	128	115	80	141	143	1,078
Henry A. Frothingham, D. C.....	37	28	48	39	67	42	42	51	354
Thomas J. Giblin, D. C .....	38	28	33	30	38	28	45	41	281
Charles W. Hallstram, R.....	14	11	26	25	46	33	32	34	221
Alexander L. Henderson, R.....	11	15	16	19	32	27	19	25	164
William J. Hennessey, D.....	182	153	112	105	106	78	130	143	1,009
George H. Ingalls, R.....	8	8	13	20	24	21	21	18	133
Fred J. Kneeland, D.....	169	141	130	103	148	110	144	127	1,072
Michael J. Leary, D.....	146	166	103	90	86	63	118	121	893
Frank J. Linehan, D .....	263	261	190	167	225	151	231	258	1,746
Michael R. Murphy, D.....	39	74	50	47	38	27	53	43	371
Patrick Edward Murray, Jr., D....	46	48	32	26	40	19	31	30	272
James M. Porter, R.....	89	84	120	152	189	205	175	211	1,225
Nathaniel G. Robinson, M. O. C....	10	1	10	7	16	15	16	14	89
Daniel A. Whelton, D .....	212	181	150	123	156	102	147	176	1,247
Total .....									22,456
Blanks .....	732	652	384	515	547	436	687	625	4,578

D. signifies Democratic; D. C., Democratic Citizen Nomination Paper;  
M. O., Municipal Ownership;  
M. O. C., Municipal Ownership Citizen; R., Republican.

## Votes Cast for Aldermen, City Election, 1905.

## WARD 15.

	PRECINCTS.								Totals.
	1.	2.	3.	4.	5.	6.	7.	8.	
John E. Baldwin, D.....	156	328	294	221	255	215	265	227	1,961
Francis R. Bangs, R.....	38	16	48	48	66	95	97	58	466
George H. Battis, R.....	36	22	35	32	48	64	69	52	358
Tilton S. Bell, R.....	32	17	34	38	44	79	87	47	378
William Berwin, R. ....	29	25	33	30	48	69	59	44	337
Edward J. Bromberg, R.....	53	68	76	72	110	124	130	110	743
Charles H. Bryant, R. ....	23	19	30	28	41	54	54	42	291
Charles H. Buchanan, R.....	84	54	79	79	85	111	112	78	682
Edward L. Cauley, D....	97	179	148	119	136	138	150	124	1,091
Louis M. Clark, R.....	23	16	28	27	40	70	51	44	299
Timothy L. Connolly, M. O.....	20	36	34	20	21	24	34	31	220
James M. Curley, D.....	90	192	156	101	125	91	121	109	985
Daniel J. Donnelly, D.....	119	239	178	137	149	117	157	114	1,210
Charles M. Draper, R.....	28	19	35	30	40	63	53	47	315
Michael S. Drew, M. O. C.....	12	15	14	9	10	14	21	14	109
Daniel L. Flanagan, D.....	75	158	134	91	117	90	111	86	862
Richard H. Foley, D.....	109	190	161	112	103	89	123	105	992
Henry A. Frothingham, D. C.....	19	34	44	31	38	68	41	41	316
Thomas J. Giblin, D. C.....	20	51	52	29	35	36	44	36	303
Charles W. Hallstram, R....	13	6	15	15	18	21	35	21	144
Alexander L. Henderson, R.....	10	2	13	8	15	15	14	8	85
William J. Hennessey, D. ....	58	142	102	99	136	88	115	93	833
George H. Ingalls, R.....	5	3	11	4	8	17	18	19	85
Fred J. Kneeland, D.....	89	181	143	113	136	102	145	124	1,033
Michael J. Leary, D.....	42	107	118	72	80	68	98	78	663
Frank J. Linehan, D.....	151	300	242	173	243	193	238	215	1,755
Michael R. Murphy, D.....	23	55	68	33	66	33	62	41	381
Patrick Edward Murray, Jr., D....	22	56	43	26	38	50	37	34	286
James M. Porter, R.....	35	69	93	88	110	135	147	134	811
Nathaniel G. Robinson, M. O. C.....	8	10	11	12	5	17	15	13	91
Daniel A. Whelton, D.....	119	202	155	121	158	130	191	141	1,217
Total .....									19,802
Blanks .....	448	647	579	446	556	410	683	631	4,400

D. signifies Democratic; D. C., Democratic Citizen Nomination Paper;  
M. O., Municipal Ownership;  
M. O. C., Municipal Ownership Citizen; R., Republican.

## Votes Cast for Aldermen, City Election, 1905.

## WARD 16.

	PRECINCTS.							Totals.
	1.	2.	3.	4.	5.	6.	7.	
John E. Baldwin, D.....	163	237	319	145	139	71	215	1,289
Francis R. Bangs, R.....	76	71	117	265	181	301	123	1,134
George H. Battis, R.....	63	52	82	200	115	220	66	798
Tilton S. Bell, R.....	66	61	90	233	175	295	107	1,027
William Berwin, R.....	61	48	70	190	117	187	107	780
Edward J. Bromberg, R.....	77	112	142	232	223	203	205	1,194
Charles H. Bryant, R.....	51	49	71	161	124	129	72	657
Charles H. Buchanan, R.....	79	46	88	128	82	115	50	588
Edward L. Cauley, D.....	106	260	231	136	150	95	239	1,217
Louis M. Clark, R.....	42	47	85	173	132	244	100	823
Timothy L. Connolly, M. O.....	14	41	45	37	51	22	37	247
James M. Curley, D.....	94	159	234	115	147	37	225	1,011
Daniel J. Donnelly, D.....	113	195	308	89	102	28	123	958
Charles M. Draper, R.....	33	47	74	161	157	231	119	822
Michael S. Drew, M. O. C.....	5	20	28	20	23	10	20	126
Daniel L. Flanagan, D.....	57	108	150	72	91	28	132	638
Richard H. Foley, D.....	167	349	431	146	161	66	261	1,581
Henry A. Frothingham, D. C.....	23	49	70	61	72	67	83	425
Thomas J. Giblin, D. C.....	21	24	55	16	39	18	29	202
Charles W. Hallstram, R.....	23	22	42	96	62	127	44	416
Alexander L. Henderson, R.....	11	16	19	44	20	37	25	172
William J. Hennessey, D.....	95	144	208	149	170	116	246	1,128
George H. Ingalls, R.....	8	5	3	37	29	35	10	127
Fred J. Kneeland, D.....	84	126	204	136	149	73	206	978
Michael J. Leary, D.....	52	99	139	70	75	34	113	582
Frank J. Linehan, D.....	135	227	288	119	135	43	176	1,123
Michael R. Murphy, D.....	32	51	67	25	48	22	46	291
Patrick Edward Murray, Jr., D...	29	60	54	34	70	19	118	384
James M. Porter, R.....	36	50	85	65	38	44	33	351
Nathaniel G. Robinson, M. O. C...	7	12	14	24	18	21	16	112
Daniel A. Whelton, D.....	117	160	221	124	146	60	181	1,009
Total.....								22,190
Blanks.....	370	602	831	445	483	236	981	3,948

D. signifies Democratic; D. C., Democratic Citizen Nomination Paper;  
M. O., Municipal Ownership;

M. O. C., Municipal Ownership Citizen; R., Republican.

## Votes Cast for Aldermen, City Election, 1905.

## WARD 17.

	PRECINCTS.									Totals.
	1.	2.	3.	4.	5.	6.	7.	8.	9.	
John E. Baldwin, D.....	184	197	107	149	186	168	226	302	179	1,698
Francis R. Bangs, R.....	26	24	139	185	35	21	38	101	122	691
George H. Battis, R.....	23	16	91	98	27	22	28	75	77	457
Tilton S. Bell, R.....	22	21	115	158	37	23	33	80	91	580
William Berwin, R.....	25	25	93	113	38	29	31	77	84	515
Edward J. Bromberg, R.....	43	57	131	162	55	35	67	123	109	782
Charles H. Bryant, R.....	33	39	117	109	42	22	35	75	83	555
Charles H. Buchanan, R.....	23	12	50	66	31	21	30	68	46	347
Edward L. Cauley, D.....	165	181	107	162	162	166	197	263	163	1,566
Louis M. Clark, R.....	12	11	86	124	19	13	20	65	75	425
Timothy L. Connolly, M. O.....	36	48	48	77	34	26	46	64	53	432
James M. Curley, D.....	268	263	117	155	241	224	298	389	209	2,164
Daniel J. Donnelly, D.....	81	84	40	84	74	74	100	141	80	758
Charles M. Draper, R.....	25	23	119	148	27	19	40	75	86	562
Michael S. Drew, M. O. C.....	22	21	23	40	26	8	40	35	27	242
Daniel L. Flanagan, D.....	148	157	75	105	137	145	157	221	129	1,274
Richard H. Foley, D.....	132	126	72	98	131	126	155	213	129	1,182
Henry A. Frothingham, D. C.....	15	24	49	58	14	6	44	45	54	309
Thomas J. Giblin, D. C.....	18	21	24	32	20	16	40	38	39	248
Charles W. Hallstram, R.....	13	8	40	60	12	13	19	40	37	242
Alexander L. Henderson, R.....	9	5	22	33	5	9	11	19	16	129
William J. Hennessey, D.....	79	100	80	140	97	69	137	207	127	1,036
George H. Ingalls, R.....	7	4	20	26	6	3	6	11	14	97
Fred J. Kneeland, D.....	83	118	83	136	108	81	151	209	129	1,098
Michael J. Leary, D.....	126	113	55	74	116	101	119	175	108	987
Frank J. Linehan, D.....	55	104	55	117	86	78	141	164	112	912
Michael R. Murphy, D.....	29	47	17	31	30	28	35	52	39	308
Patrick Edward Murray, Jr., D..	126	156	78	83	116	115	130	160	74	1,038
James M. Porter, R.....	10	4	26	37	10	4	115	34	30	270
Nathaniel G. Robinson, M. O. C...	9	4	8	16	9	2	9	14	14	85
Daniel A. Whelton, D.....	60	111	75	126	86	73	143	159	155	988
Total .....										21,977
Blanks .....	739	466	407	428	538	423	481	772	432	4,686

D. signifies Democratic; D. C., Democratic Citizen Nomination Paper;  
M. O., Municipal Ownership;  
M. O. C., Municipal Ownership Citizen; R., Republican.

## Votes Cast for Aldermen, City Election, 1905.

## WARD 18.

	PRECINCTS.						Totals.
	1.	2.	3.	4.	5.	6.	
John E. Baldwin, D.. . . . .	165	123	85	159	192	209	983
Francis R. Bangs, R. . . . .	82	134	172	158	62	130	738
George H. Battis, R. . . . .	71	104	142	132	43	92	584
Tilton S. Bell, R. . . . .	76	107	157	139	43	113	635
William Berwin, R. . . . .	75	104	139	158	53	101	630
Edward J. Bromberg, R. . . . .	130	134	204	203	93	197	961
Charles H. Bryant, R. . . . .	228	126	186	254	215	293	1,302
Charles H. Buchanan, R. . . . .	55	81	108	91	22	64	421
Edward L. Cauley, D. . . . .	147	115	73	131	163	195	824
Louis M. Clark, R. . . . .	56	64	86	84	39	86	415
Timothy L. Connolly, M. O. . . . .	31	34	36	44	33	53	231
James M. Curley, D. . . . .	205	162	85	155	244	245	1,096
Daniel J. Donnelly, D. . . . .	135	123	85	96	134	138	711
Charles M. Draper, R. . . . .	68	101	118	123	54	140	609
Michael S. Drew, M. O. C. . . . .	18	15	24	29	23	33	142
Daniel L. Flanagan, D. . . . .	97	91	51	93	90	104	526
Richard H. Foley, D. . . . .	81	84	42	65	102	117	491
Henry A. Frothingham, D. C. . . . .	40	26	40	65	37	58	266
Thomas J. Giblin, D. C. . . . .	18	27	19	31	25	28	148
Charles W. Hallstram, R. . . . .	26	41	66	59	13	48	253
Alexander L. Henderson, R. . . . .	32	33	32	29	11	32	169
William J. Hennessey, D. . . . .	98	92	53	107	93	138	581
George H. Ingalls, R. . . . .	21	29	22	33	12	18	135
Fred J. Kneeland, D. . . . .	123	94	91	130	162	169	769
Michael J. Leary, D. . . . .	109	61	37	94	104	116	521
Frank J. Linehan, D. . . . .	102	74	77	97	127	148	625
Michael R. Murphy, D. . . . .	40	43	11	54	85	72	305
Patrick Edward Murray, Jr., D. . . . .	191	132	77	190	266	306	1,162
James M. Porter, R. . . . .	25	45	31	66	16	32	215
Nathaniel G. Robinson, M. O. C. . . . .	14	8	27	25	9	28	111
Daniel A. Whelton, D. . . . .	109	91	97	113	124	179	713
Total. . . . .							17,222
Blanks. . . . .	783	890	796	855	741	777	4,842

D. signifies Democratic; D. C., Democratic Citizen Nomination Paper;  
M. O., Municipal Ownership;  
M. O. C., Municipal Ownership Citizen; R., Republican.



## Votes Cast for Aldermen, City Election, 1905.

## WARD 19.

	PRECINCTS.									Totals.
	1.	2.	3.	4.	5.	6.	7.	8.	9.	
John E. Baldwin, D.....	214	138	275	259	140	182	262	210	174	1,854
Francis R. Bangs, R.....	130	63	45	56	82	110	72	91	88	737
George H. Battis, R.....	81	45	24	37	61	67	31	42	57	445
Tilton S. Bell, R.....	109	50	20	38	65	88	36	61	56	523
William Berwin, R.....	87	48	24	41	59	66	32	63	64	484
Edward J. Bromberg, R.....	170	100	75	102	108	154	115	130	146	1,100
Charles H. Bryant, R.....	164	121	116	130	143	153	171	121	123	1,242
Charles H. Buchanan, R.....	68	28	18	30	38	55	32	32	53	354
Edward L. Cauley, D.....	196	100	220	206	121	147	234	199	130	1,553
Louis M. Clark, R.....	74	30	20	31	43	75	41	49	49	412
Timothy L. Connolly, M. O.....	39	11	27	43	27	43	34	48	29	301
James M. Curley, D.....	185	143	266	248	136	132	221	178	180	1,689
Daniel J. Donnelly, D.....	117	79	150	134	82	82	167	138	108	1,057
Charles M. Draper, R.....	115	46	48	38	68	99	61	66	85	626
Michael S. Drew, M. O. C.....	23	4	15	24	11	20	16	19	20	152
Daniel L. Flanagan, D.....	125	90	158	145	91	97	156	130	98	1,090
Richard H. Foley, D.....	115	58	119	106	64	67	126	104	70	829
Henry A. Frothingham, D. C.....	68	22	43	42	38	60	75	58	42	448
Thomas J. Giblin, D. C.....	44	11	55	36	44	41	55	50	27	363
Charles W. Hallstram, R.....	44	21	15	17	24	42	20	36	31	250
Alexander L. Henderson, R.....	21	6	9	8	18	16	20	13	19	130
William J. Hennessey, D.....	143	78	161	143	105	190	190	148	107	1,265
George H. Ingalls, R.....	21	13	5	8	11	17	14	17	17	123
Fred J. Kneeland, D.....	198	119	202	205	113	170	252	220	178	1,657
Michael J. Leary, D.....	110	60	133	139	55	87	178	113	104	979
Frank J. Linehan, D.....	164	82	165	183	95	109	183	175	135	1,291
Michael R. Murphy, D.....	142	88	184	182	69	90	186	160	116	1,217
Patrick Edward Murray, Jr., D...	119	105	152	183	113	104	141	149	127	1,193
James M. Porter, R.....	35	16	17	15	26	30	22	25	35	221
Nathaniel G. Robinson, M. O. C...	15	7	21	13	14	18	18	22	16	144
Daniel A. Whelton, D.....	145	98	174	158	94	143	170	151	149	1,282
All others.....									1	1
Total.....										25,012
Blanks.....	646	626	649	528	418	655	519	489	663	5,193

D. signifies Democratic; D. C., Democratic Citizen Nomination Paper;  
M. O., Municipal Ownership;  
M. O. C., Municipal Ownership Citizen; R., Republican.

## Votes Cast for Aldermen, City Election, 1905.

## WARD 20.

	PRECINCTS.											Totals.
	1.	2.	3.	4.	5.	6.	7.	8.	9.	10.	11.	
John E. Baldwin, D.....	199	214	227	283	224	227	144	101	153	112	103	1,987
Francis R. Bangs, R.....	303	304	275	122	274	300	157	364	380	477	175	3,181
George H. Battis, R.....	230	253	207	86	204	211	117	275	267	365	116	2,331
Tilton S. Bell, R.....	320	318	297	121	311	311	166	426	461	542	218	3,491
William Berwin, R.....	207	207	201	84	204	204	190	246	238	334	114	2,229
Edward J. Bromberg, R.....	274	308	220	135	290	277	299	303	334	423	180	3,043
Charles H. Bryant, R.....	153	170	148	52	126	146	88	194	198	237	94	1,606
Charles H. Buchanan, R.....	129	138	115	49	99	129	57	116	155	177	78	1,242
Edward L. Cauley, D.....	189	203	244	275	214	284	168	122	212	135	126	2,172
Louis M. Clark, R.....	252	226	214	124	272	242	117	314	314	444	158	2,677
Timothy L. Connolly, M. O.....	37	35	37	33	54	40	32	34	49	12	29	392
James M. Curley, D.....	108	111	165	241	140	145	105	52	110	43	64	1,284
Daniel J. Donnelly, D.....	114	152	119	156	114	108	80	43	74	36	52	1,048
Charles M. Draper, R.....	226	198	184	96	198	223	129	270	284	384	139	2,331
Michael S. Drew, M. O. C.....	27	19	21	20	34	24	17	22	25	10	25	244
Daniel L. Flanagan, D.....	100	111	124	150	108	141	65	45	78	26	55	1,003
Richard H. Foley, D.....	199	223	207	289	171	188	89	60	101	65	65	1,657
Henry A. Frothingham, D. C.....	94	79	86	71	87	110	61	99	93	98	55	933
Thomas J. Giblin, D. C.....	44	55	33	47	49	39	25	22	40	12	17	383
Charles W. Hallstram, R.....	110	109	109	51	143	127	63	175	160	217	62	1,326
Alexander L. Henderson, R.....	41	50	44	20	47	45	22	51	70	74	29	493
William J. Hennessey, D.....	217	234	282	320	356	323	145	176	244	187	149	2,633
George H. Ingalls, R.....	40	43	36	12	32	42	14	42	60	59	24	404
Fred J. Kneeland, D.....	157	180	174	214	176	238	121	111	156	110	120	1,757
Michael J. Leary, D.....	94	106	123	163	124	157	72	55	96	42	57	1,089
Frank J. Linehan, D.....	163	189	161	206	172	169	104	79	127	69	80	1,519
Michael R. Murphy, D.....	48	46	55	97	58	80	35	31	41	17	23	531
Patrick Edward Murray, Jr., D....	40	50	76	110	70	71	69	28	44	22	34	614
James M. Porter, R.....	91	93	70	74	83	113	49	59	82	124	50	888
Nathaniel G. Robinson, M. O. C....	21	32	31	21	34	25	14	20	25	15	18	256
Daniel A. Whelton, D.....	176	158	177	219	165	151	125	102	144	79	100	1,596
Total.....	.....	.....	.....	.....	.....	.....	.....	.....	.....	.....	.....	46,290
Blanks.....	679	657	501	707	547	542	1,058	366	589	443	464	6,553

D. signifies Democratic; D. C., Democratic Citizen Nomination Paper;  
M. O., Municipal Ownership;  
M. O. C., Municipal Ownership Citizen; R., Republican.

## Votes Cast for Aldermen, City Election, 1905.

## WARD 21.

	PRECINCTS.									Totals.
	1.	2.	3.	4.	5.	6.	7.	8.	9.	
John E. Baldwin, D.....	110	152	95	88	114	92	154	100	174	1,079
Francis R. Bangs, R.....	219	170	133	228	221	318	251	406	357	2,303
George H. Battis, R.....	156	111	89	183	159	184	187	258	246	1,573
Tilton S. Bell, R.....	190	146	107	202	205	275	210	338	312	1,985
William Berwin, R.....	143	103	91	152	170	221	220	294	258	1,652
Edward J. Bromberg, R.....	187	178	134	211	206	286	308	314	358	2,182
Charles H. Bryant, R.....	155	150	88	135	145	159	137	161	180	1,310
Charles H. Buchanan, R.....	83	61	46	82	90	101	89	123	111	786
Edward L. Cauley, D.....	112	165	97	66	125	132	156	146	204	1,203
Louis M. Clark, R.....	152	114	90	162	146	227	181	314	282	1,668
Timothy L. Connolly, M. O. ....	34	28	23	23	29	23	41	38	52	291
James M. Curley, D.....	112	144	59	73	90	55	126	69	129	857
Daniel J. Donnelly, D.....	57	85	49	44	58	49	112	63	84	601
Charles M. Draper, R.....	245	228	156	240	247	315	321	405	476	2,633
Michael S. Drew, M. O. C.....	20	18	13	17	12	13	28	16	21	158
Daniel L. Flanagan, D.....	65	90	39	39	61	41	88	55	80	558
Richard H. Foley, D.....	68	92	58	50	66	47	126	50	91	648
Henry A. Frothingham, D. C. ....	73	53	51	61	51	72	90	131	137	719
Thomas J. Giblin, D. C. ....	22	25	15	15	21	15	35	17	34	199
Charles W. Hallstram, R.....	80	57	64	100	93	137	107	172	176	986
Alexander L. Henderson, R.....	34	41	27	28	41	154	45	51	62	484
William J. Hennessey, D.....	111	143	82	90	108	123	140	143	167	1,107
George H. Ingalls, R.....	35	21	17	34	39	43	41	44	53	327
Fred J. Kneeland, D.....	112	145	90	82	106	105	160	109	170	1,079
Michael J. Leary, D.....	67	99	42	44	57	33	76	48	94	560
Frank J. Linehan, D.....	89	118	78	60	75	73	124	87	122	826
Michael R. Murphy, D.....	43	63	28	22	41	15	37	22	33	304
Patrick Edward Murray, Jr., D..	106	157	74	68	75	61	118	69	98	826
James M. Porter, R.....	53	32	27	55	49	69	71	70	90	516
Nathanel G. Robinson, M. O. C. .	19	17	15	18	9	14	37	24	31	184
Daniel A. Whelton, D.....	126	136	81	95	87	92	119	123	157	1,016
Total.....										30,620
Blanks.....	450	491	294	390	497	404	859	724	670	4,779

D. signifies Democratic; D. C., Democratic Citizen Nomination Paper;  
M. O., Municipal Ownership;  
M. O. C., Municipal Ownership Citizen; R., Republican.

## Votes Cast for Aldermen, City Election, 1905.

## WARD 22.

	PRECINCTS.								Totals
	1.	2.	3.	4.	5.	6.	7.	8.	
John E. Baldwin, D.....	145	256	249	142	190	66	68	176	1,292
Francis R. Bangs, R.....	326	135	64	264	213	307	317	162	1,788
George H. Battis, R.....	195	98	36	168	150	169	140	111	1,067
Tilton S. Bell, R.....	255	108	57	214	161	269	251	132	1,447
William Berwin, R.....	185	97	40	160	145	189	132	105	1,053
Edward J. Bromberg, R.....	370	220	53	315	320	343	314	231	2,166
Charles H. Bryant, R.....	239	134	78	157	154	140	118	107	1,127
Charles H. Buchanan, R.....	156	76	21	120	123	124	89	78	787
Edward L. Cauley, D.....	179	216	196	136	180	108	109	143	1,267
Louis M. Clark, R.....	190	90	47	164	125	222	265	115	1,218
Timothy L. Connolly, M. O.....	44	48	28	38	49	28	16	34	285
James M. Curley, D.....	99	209	245	110	140	45	59	155	1,062
Daniel J. Donnelly, D.....	92	252	151	73	117	38	41	90	854
Charles M. Draper, R.....	232	109	60	209	157	247	264	155	1,433
Michael S. Drew, M. O. C.....	30	23	20	37	36	28	10	16	200
Daniel L. Flanagan, D.....	99	150	130	64	99	28	37	99	706
Richard H. Foley, D.....	74	127	115	54	102	30	31	93	626
Henry A. Frothingham, D. C.....	90	57	44	81	68	79	109	61	589
Thomas J. Gihlin, D. C.....	28	49	37	25	20	19	8	33	219
Charles W. Hallstram, R.....	118	41	17	82	77	106	96	60	597
Alexander L. Henderson, R.....	53	28	15	51	55	49	46	35	332
William J. Hennessey, D.....	138	167	158	108	118	104	127	127	1,047
George H. Ingalls, R.....	57	24	12	46	33	53	47	24	296
Fred J. Kneeland, D.....	202	284	252	192	209	132	162	245	1,678
Michael J. Leary, D.....	86	128	132	53	98	24	26	96	643
Frank J. Linehan, D.....	135	176	145	103	143	47	48	147	944
Michael R. Murphy, D.....	58	99	97	43	65	16	19	72	469
Patrick Edward Murray, Jr., D....	54	122	155	64	96	14	37	109	651
James M. Porter, R.....	75	37	17	68	53	61	64	48	423
Nathaniel G. Robinson, M. O. C.....	24	17	14	32	35	23	16	34	200
Daniel A. Whelton, D.....	146	189	148	123	128	62	62	126	984
All others.....	1								1
Total.....									27,451
Blanks.....	711	854	604	900	807	381	302	855	5,414

D. signifies Democratic; D. C., Democratic Citizen Nomination Paper;  
M. O., Municipal Ownership;  
M. O. C., Municipal Ownership Citizen; R., Republican.

## Votes Cast for Aldermen, City Election, 1905.

## WARD 23.

	PRECINCTS.									Totals.
	1.	2.	3.	4.	5.	6.	7.	8.	9.	
John E. Baldwin, D.....	69	238	207	177	163	105	66	64	106	1,195
Francis R. Bangs, R.....	183	93	82	162	335	381	319	360	112	2,027
George H. Battis, R.....	100	59	63	115	237	278	217	211	64	1,344
Tilton S. Bell, R.....	150	68	68	153	278	329	268	332	91	1,737
William Berwin, R.....	92	62	57	103	220	242	205	165	71	1,217
Edward J. Bromberg, R.....	182	183	164	263	436	461	355	399	191	2,634
Charles H. Bryant, R.....	86	44	58	82	168	189	153	168	56	1,004
Charles H. Buchanan, R.....	55	31	42	47	146	176	119	106	51	773
Edward L. Cauley, D.....	93	222	155	161	134	113	86	103	108	1,175
Louis M. Clark, R.....	138	59	53	115	230	248	221	283	68	1,415
Timothy L. Connolly, M. O.....	12	41	21	33	43	34	16	13	13	226
James M. Curley, D.....	34	232	238	121	133	56	42	39	73	968
Daniel J. Donnelly, D.....	34	150	114	123	90	51	31	27	69	689
Charles M. Draper, R.....	147	93	80	152	240	270	216	298	83	1,579
Michael S. Drew, M. O. C.....	7	22	15	19	36	34	14	10	10	167
Daniel L. Flanagan, D.....	32	128	96	98	73	55	34	35	80	631
Richard H. Foley, D.....	26	96	105	69	55	45	33	20	50	499
Henry A. Frothingham, D. C.....	72	66	33	69	57	48	65	117	38	565
Thomas J. Giblin, D. C.....	15	32	27	15	32	23	14	12	13	183
Charles W. Hallstram, R.....	54	34	32	83	114	129	117	133	33	729
Alexander L. Henderson, R.....	22	24	15	35	45	75	42	56	27	341
William J. Hennessey, D.....	76	160	117	119	120	68	73	101	99	933
George H. Ingalls, R.....	25	10	11	34	37	63	26	45	15	266
Fred J. Kneeland, D.....	111	325	306	312	257	187	138	120	139	1,895
Michael J. Leary, D.....	31	96	87	89	54	44	18	18	34	471
Frank J. Linehan, D.....	44	166	148	157	135	91	68	51	72	932
Michael R. Murphy, D.....	20	84	71	50	35	24	16	16	22	338
Patrick Edward Murray, Jr., D..	23	127	169	87	296	31	18	28	45	824
James M. Porter R.....	40	34	31	41	50	57	46	74	26	399
Nathaniel G. Robinson, M. O. C...	6	12	13	19	38	27	19	18	5	157
Daniel A. Whelton, D.....	58	196	183	158	148	114	90	81	86	1,114
Total.....										28,427
Blanks.....	217	684	681	596	535	677	404	284	339	4,417

D. signifies Democratic; D. C., Democratic Citizen Nomination Paper;  
M. O., Municipal Ownership;  
M. O. C., Municipal Ownership Citizen; R., Republican.

## Votes Cast for Aldermen, City Election, 1905.

## WARD 24.

	PRECINCTS.												Totals.
	1.	2.	3.	4.	5.	6.	7.	8.	9.	10.	11.	12.	
John E. Baldwin, D.....	207	156	100	121	114	131	76	96	113	86	115	122	1,437
Francis R. Bangs, R.....	95	140	188	219	262	176	264	114	181	226	219	198	2,282
George H. Battis, R.....	75	99	127	146	209	156	175	155	155	159	163	145	1,764
Tilton S. Bell, R.....	105	142	190	209	251	166	255	208	190	230	242	202	2,390
William Berwin, R.....	75	97	141	153	175	147	174	153	141	164	165	139	1,724
Edward J. Bromberg, R.....	93	122	169	175	200	160	194	167	213	196	186	155	2,030
Charles H. Bryant, R.....	44	80	104	104	119	91	116	118	105	122	109	93	1,205
Charles H. Buchanan, R.....	30	65	82	73	98	82	94	72	86	103	80	61	926
Edward L. Cauley, D.....	194	131	94	134	125	139	96	100	94	97	127	109	1,440
Louis M. Clark, R.....	115	140	186	191	241	166	253	185	186	223	233	210	2,329
Timothy L. Connolly, M. O.....	29	25	22	23	17	18	14	11	46	19	19	24	269
James M. Curley, D.....	180	141	72	89	82	106	50	73	82	92	90	95	1,152
Daniel J. Donnelly, D.....	151	93	65	79	68	79	54	49	67	39	49	79	872
Charles M. Draper, R.....	63	86	149	151	170	133	217	142	144	179	159	152	1,745
Michael S. Drew, M. O. C.....	23	15	14	10	6	9	13	9	32	10	16	15	172
Daniel L. Flanagan, D.....	132	111	51	99	75	91	42	44	54	50	60	65	874
Richard H. Foley, D.....	209	130	80	101	84	104	42	53	67	55	95	99	1,119
Henry A. Frothingham, D. C.....	30	25	54	51	52	31	58	50	55	35	58	62	561
Thomas J. Giblin, D. C.....	19	19	24	22	14	12	25	20	21	33	26	19	254
Charles W. Hallstram, R.....	36	56	94	88	110	74	104	86	86	101	108	109	1,052
Alexander L. Henderson, R.....	17	29	30	32	39	31	54	24	45	45	33	41	420
William J. Hennessey, D.....	198	135	116	141	148	161	122	140	130	111	129	144	1,675
George H. Ingalls, R.....	21	19	31	23	35	25	44	30	25	36	22	26	337
Fred J. Kneeland, D.....	127	110	71	88	90	98	98	82	111	80	88	96	1,139
Michael J. Leary, D.....	128	66	40	58	55	76	38	34	52	38	63	67	715
Frank J. Linehan, D.....	149	128	93	102	68	71	68	67	101	63	81	105	1,096
Michael R. Murphy, D.....	69	40	27	30	28	38	24	15	30	30	24	29	384
Patrick Edward Murray, Jr., D.....	74	96	34	60	39	35	17	18	35	30	32	33	503
James M. Porter, R.....	25	38	67	53	50	48	51	38	57	47	57	55	566
Nathaniel G. Robinson, M. O. C.....	21	17	16	13	13	11	12	8	38	13	14	19	195
Daniel A. Whelton, D.....	136	103	86	105	81	112	88	91	129	61	85	103	1,180
Total.....													33,827
Blanks.....	658	517	323	382	382	457	400	425	447	370	315	333	5,009

D. signifies Democratic; D. C., Democratic Citizen Nomination Paper;  
M. O., Municipal Ownership;  
M. O. C., Municipal Ownership Citizen; R., Republican.

## Votes Cast for Aldermen, City Election, 1905.

## WARD 25.

	PRECINCTS.							Totals.
	1.	2.	3.	4.	5.	6.	7.	
John E. Baldwin, D.....	171	61	65	173	185	152	206	1,013
Francis R. Bangs, R.....	273	351	297	76	173	285	173	1,628
George H. Battis, R.....	202	251	203	54	107	189	95	1,101
Tilton S. Bell, R.....	213	288	241	60	125	240	136	1,303
William Berwin, R.....	188	234	194	57	90	182	92	1,037
Edward J. Bromberg, R.....	255	253	222	89	124	205	110	1,258
Charles H. Bryant, R.....	176	171	141	57	80	154	95	874
Charles H. Buchanan, R.....	112	122	92	44	55	97	49	571
Edward L. Cauley, D.....	170	100	96	166	211	175	233	1,151
Louis M. Clark, R.....	187	229	230	54	120	221	140	1,181
Timothy L. Connolly, M. O.....	45	16	17	27	24	21	32	182
James M. Curley, D.....	122	38	44	161	128	115	188	796
Daniel J. Donnelly, D.....	114	42	41	165	133	116	191	802
Charles M. Draper, R.....	182	252	244	56	130	221	128	1,213
Michael S. Drew, M. O. C.....	32	12	11	12	15	27	20	129
Daniel L. Flanagan, D.....	106	38	32	121	133	100	140	670
Richard H. Foley, D.....	79	38	27	87	111	86	108	536
Henry A. Frothingham, D. C.....	67	66	83	20	71	98	78	483
Thomas J. Giblin, D. C.....	58	24	13	33	26	21	21	196
Charles W. Hallstram, R.....	106	142	150	28	81	121	74	702
Alexander L. Henderson, R.....	55	59	42	18	32	61	21	288
William J. Hennessey, D.....	116	84	88	111	136	140	166	841
George H. Ingalls, R.....	42	52	36	15	23	44	31	243
Fred J. Kneeland, D.....	134	72	81	139	150	156	183	915
Michael J. Leary, D.....	75	20	21	94	94	67	104	475
Frank J. Linehan, D.....	121	49	41	116	123	109	113	672
Michael R. Murphy, D.....	205	81	76	300	344	239	305	1,550
Patrick Edward Murray, Jr., D...	46	24	19	65	57	60	73	344
James M. Porter, R.....	56	69	45	24	37	54	33	318
Nathaniel G. Robinson, M. O. C...	28	14	14	13	12	20	11	112
Daniel A. Whelton, D.....	171	80	111	200	226	206	184	1,178
All others.....		3						3
Total.....								23,765
Blanks.....	482	284	371	592	676	701	450	3,556

D., signifies Democratic; D. C., Democratic Citizen Nomination Paper;  
M. O., Municipal Ownership;  
M. O. C., Municipal Ownership Citizen; R. Republican.

## Total Votes Cast for Aldermen, City Election, 1905.

	Totals.
*John E. Baldwin, D.....	30,804
*Francis R. Bangs, R.....	28,423
*George H. Battis, R.....	20,667
*Tilton S. Bell, R.....	24,692
*William Berwin, R.....	20,615
*Edward J. Bromberg, R.....	30,037
Charles H. Bryant, R.....	17,141
Charles H. Buchanan, R.....	12,654
*Edward L. Cauley, D.....	29,580
Louis M. Clark, R.....	20,105
Timothy L. Connolly, M. O.....	5,619
*James M. Curley, D.....	24,676
Daniel J. Donnelly, D.....	20,327
*Charles M. Draper, R.....	21,467
Michael S. Drew, M. O. C.....	3,208
Daniel L. Flanagan, D.....	20,385
Richard H. Foley, D.....	19,028
Henry A. Frothingham, D. C.....	10,906
Thomas J. Giblin, D. C.....	7,336
Charles W. Hallstram, R.....	11,540
Alexander L. Henderson, R.....	5,113
*William J. Hennessey, D.....	22,864
George H. Ingalls, R.....	4,227
*Fred J. Kneeland, D.....	25,143
Michael J. Leary, D.....	19,402
*Frank J. Linehan, D.....	25,095
Michael R. Murphy, D.....	10,520
Patrick Edward Murray, Jr., D.....	11,831
James M. Porter, R.....	8,764
Nathaniel G. Robinson, M. O. C.....	3,238
*Daniel A. Whelton, D.....	26,445
All others.....	24
<b>Grand total.....</b>	<b>541,876</b>
Blanks.....	114,934

\* Elected.

D. signifies Democratic; D. C., Democratic Citizen Nomination Paper;

M. O., Municipal Ownership;

M. O. C., Municipal Ownership Citizen; R., Republican.



**Votes Cast for Members of Common Council,  
City Election, 1905.**

WARD 1.		EDWARD C. R. BAGLEY,* Republican.	WILLIAM G. HARRINGTON, Republican.	FRANCIS A. MURPHY, Democratic.	ROBERT E. SEXTON,* Democratic.	THEODORE L. SORENSON, Democratic.	ERNEST W. WOODSIDE,* Republican.	Blanks.
Precinct	1	197	172	86	153	84	200	131
"	2	246	227	58	102	65	229	105
"	3	348	340	76	141	94	334	209
"	4	333	312	117	162	130	323	133
"	5	264	209	194	227	212	217	171
"	6	117	89	316	349	326	99	270
"	7	250	162	330	314	315	190	191
"	8	230	182	294	293	399	154	224
"	9	179	165	123	140	137	144	99
Totals		2,169	1,858	1,594	1,881	1,762	1,890	1,533

WARD 2.		WILLIAM G. COLLYER, Republican.	THOMAS F. DOHERTY,* Democratic.	WILLIAM G. DONOVAN,* Democratic.	MICHAEL H. FITZGERALD,* Democratic.	EDWARD THOMPSON, Republican.	Blanks.
Precinct	1	49	304	315	306	48	322
"	2	33	189	195	190	34	184
"	3	41	258	289	255	37	281
"	4	58	312	286	300	56	188
"	5	68	231	229	236	52	291
"	6	128	258	221	234	115	268
"	8	81	431	389	430	60	346
"	7	99	352	376	352	91	380
Totals		557	2,335	2,300	2,303	493	2,260

\* Elected.

**Votes Cast for Members of Common Council,  
City Election, 1905.**

WARD 3.		JOSEPH E. DONOVAN,* Democratic.	MICHAEL J. EAGAN,* Democratic.	THOMAS F. FITZGERALD,* Democratic.	STARFORD A. HARDING, Socialist.	JAMES A. MOULTON, Republican.	PATRICK F. O'NEILL, Socialist.	HENRY POWNCEBY, Socialist.	GEORGE H. ROBBINS, Republican.	ARTHUR S. THAYER, Republican.	Blanks.
Precinct 1....		190	215	185	11	173	11	7	167	158	119
" 2....		361	391	352	10	52	22	10	47	54	183
" 3....		326	345	311	9	97	10	7	94	104	116
" 4....		402	441	410	6	23	10	2	22	24	202
" 5....		388	436	384	16	37	22	12	38	38	234
" 6....		284	315	285	7	22	7	6	16	16	182
Totals.....		1,951	2,143	1,927	59	404	82	44	384	394	1,036

WARD 4.		JAMES P. BRUCE, Republican.	EUGENE A. COBURN, Republican.	JAMES E. DUCEY,* Democratic.	JOHN J. HAYES,* Democratic.	WILLIAM E. MAGURN,* Democratic.	CHARLES W. H. SMITH, Republican.	Blanks.
Precinct 1.....		46	41	311	312	293	43	121
" 2.....		104	109	163	167	156	111	81
" 3.....		121	119	233	226	224	118	177
" 4.....		57	59	250	251	275	65	150
" 5.....		22	17	294	295	314	15	147
" 6.....		82	80	176	166	181	80	123
Totals.....		432	425	1,427	1,417	1,443	432	799

\*Elected.

**Votes Cast for Members of Common Council,  
City Election, 1905.**

WARD 5.		ALFRED S. HOLMAN, Republican.	JOHN H. LYONS, Republican.	JOHN J. McDERMOTT,* Democratic.	JAMES J. McFAGUE, Socialist.	DANIEL MCSWEENEY, Socialist.	J. FRANK O'BRIEN,* Democratic.	ANDREA PETTYI, Republican.	JEREMIAH RYAN, Socialist.	JOSEPH M. SULLIVAN,* Democratic.	Blanks.
Precinct 1....	138	125	179	19	10	179	111	11	179	132	
" 2....	76	75	388	10	13	376	53	15	383	234	
" 3....	18	22	310	6	10	268	21	10	302	221	
" 4....	75	70	122	8	6	130	57	9	128	94	
" 5....	53	59	297	15	13	317	49	12	302	203	
" 6....	47	52	211	12	6	238	48	8	219	155	
Totals.....	407	403	1,507	70	58	1,508	339	65	1,513	1,039	

WARD 6.		ALBERT HURWITZ, Republican.	JOSEPH LANGONE, Dem. Cit. Nom. Paper, Rep.	FRANK LEVEBONI, Dem. Cit. Nom. Paper, Rep.	PHILIP J. MCGONAGLE,* Democratic.	MAX L. RACHKOWSKY,* Democratic.	JOSEPH SANTOSUOSSO,* Democratic.	Blanks.
Precinct 1.....	35	59	58	162	131	162	224	
" 2.....	96	94	106	203	191	214	254	
" 3.....	59	92	93	182	172	210	290	
" 4.....	38	93	71	219	191	279	294	
" 5.....	153	154	136	160	180	187	299	
" 6.....	153	159	149	79	63	62	154	
" 7.....	110	79	71	209	242	206	307	
" 8.....	63	100	70	143	121	132	247	
Totals.....	701	830	754	1,357	1,291	1,452	2,069	

\* Elected.

**Votes Cast for Members of Common Council,  
City Election, 1905.**

WARD 7.	BARTHOLOMEW A. BRICKLEY, Democratic.	MATTHEW J. DACEY, Democratic.	FREDERICK A. FEIRICH, Republican.	MUNROE J. FLOOD, Republican.	WILLIAM J. FOLEY, Democratic.	FRANK HODGKINS, Republican.	EDWARD D. SPELLMAN, Dem. Ind. Nom. Paper.	Blanks.
Precinct 1.....	64	56	66	62	65	57	26	87
“ 2.....	128	113	75	69	128	65	60	163
“ 3.....	198	215	92	82	195	84	102	223
“ 4.....	116	116	85	88	111	80	68	221
“ 5.....	290	262	16	14	231	17	148	267
“ 6.....	169	144	23	23	128	20	177	246
Totals.....	965	906	357	338	858	323	581	1,207

WARD 8.	ABRAHAM GOLDSTEIN, Republican.	DANIEL J. KILEY, Democratic.	JEREMIAH J. MCCARTHY, Democratic.	JACOB ROSENBERG, Democratic.	ARTHUR A. SHAFER, Republican.	EDGAR H. WILLIAMS, Republican.	Blanks.
Precinct 1.....	98	378	401	420	37	29	209
“ 2.....	135	415	401	371	116	124	334
“ 3.....	178	224	193	172	208	221	190
“ 4.....	211	422	432	454	106	95	380
“ 5.....	226	322	332	479	86	74	395
“ 6.....	178	438	452	475	121	134	368
Totals.....	1,026	2,199	2,211	2,371	674	677	1,876

\* Elected.

Votes Cast for Members of Common Council,  
City Election, 1905.

WARD 9.		JOHN W. CRAIG,* Democratic.	JOHN S. DRISCOLL,* Democratic.	JOSEPH L. GRAY, Republican.	ABRAHAM MEYER, Republican.	HENRY NICKERSON, Republican.	DANIEL L. SULLIVAN,* Democratic.	Blanks.
Precinct	1	246	275	106	197	103	250	419
"	2	284	343	91	116	92	282	361
"	3	224	285	23	90	30	247	301
"	4	366	371	61	108	55	388	352
"	5	229	234	175	183	181	223	243
"	6	186	177	185	177	181	180	177
"	7	310	296	43	43	42	308	188
Totals		1,845	1,981	684	919	684	1,878	2,041

WARD 10.		HENRY J. FOLEY, Democratic.	FREDERICK W. GUTBERLET, Socialist.	DAVID B. KAUFMAN, Democratic.	WILLIAM M. MCGEE, Democratic.	DAVID T. MONTAGUE,* Republican.	FREDERIC B. MORTON, Socialist.	MALCOLM E. NICHOLS,* Republican.	EDWARD F. PFEIFFER, Republican Ind. Nom. Paper.	HUBERT RILEY, Socialist.	CHARLES W. M. WILLIAMS,* Republican.	All others.	Blanks.
Precinct	1	163	10	144	141	71	11	63	7	11	56	....	169
"	2	115	8	100	106	134	11	136	19	8	126	....	161
"	3	66	10	56	55	160	19	155	29	10	143	....	110
"	4	71	8	61	63	167	10	161	27	7	156	....	97
"	5	23	9	19	23	167	6	167	10	3	187	....	121
"	6	46	6	51	37	244	12	247	37	5	231	....	119
"	7	69	16	63	63	454	14	425	77	8	416	....	168
"	8	147	23	120	117	417	12	412	49	10	384	1	219
"	9	64	9	74	64	334	9	327	52	7	325	....	124
Totals		764	99	688	669	2,148	104	2,093	307	69	2,024	1	1,288

\* Elected.

**Votes Cast for Members of Common Council,  
City Election, 1905.**

WARD 11.	JOHN J. FENELON, Democratic.	NEWTON METCALF, Democratic.	JAMES B. NOYES,* Republican.	MYRON E. PIERCE,* Republican.	ISAAC L. ROBERTS,* Republican.	A. LE BARON RUSSELL, Democratic.	All others.	Blanks.
Precinct 1 . . . . .	138	145	285	299	269	141	4	144
" 2 . . . . .	143	127	175	170	181	132	.....	242
" 3 . . . . .	213	209	208	219	192	200	.....	205
" 4 . . . . .	120	105	339	336	252	179	.....	148
" 5 . . . . .	34	29	283	268	191	122	.....	66
" 6 . . . . .	19	18	230	225	191	60	.....	40
" 7 . . . . .	36	37	318	300	262	85	.....	51
" 8 . . . . .	19	28	321	316	229	115	.....	61
" 9 . . . . .	68	82	485	474	419	125	.....	114
Totals . . . . .	790	780	2,644	2,607	2,186	1,159	4	1,071

WARD 12.	WILLIAM E. CHESTER,* Republican.	FRANK H. COWIN, Democratic.	GEORGE T. DALY, Democratic.	JAMES W. HAYES, Democratic.	NATHAN B. MACLOUD,* Republican.	JOHN B. MCGREGOR,* Republican.	Blanks.
Precinct 1 . . . . .	334	112	115	103	356	334	176
" 2 . . . . .	310	79	91	71	296	288	155
" 3 . . . . .	172	133	130	190	133	154	219
" 4 . . . . .	304	155	165	164	304	308	208
" 5 . . . . .	246	110	119	110	231	225	171
" 6 . . . . .	186	321	357	359	181	183	306
" 7 . . . . .	101	274	315	330	79	83	189
Totals . . . . .	1,653	1,184	1,292	1,327	1,580	1,575	1,424

\* Elected.

Votes Cast for Members of Common Council,  
City Election, 1905.

WARD 13.		ALBERT A. ANDERSON, Republican.	FREDERICK W. BACHELER, Republican.	RICHARD J. DOOLEY, Socialist.	FLORENCE H. FITZGERALD,* Democratic.	HENRY V. HOLLAND, Municipal Ownership Citizen.	LEO F. McCULLOUGH,* Democratic.	THOMAS P. McDAVITT,* Democratic.	WILLIAM A. MCGUNIGLE, Municipal Ownership Citizen.	JOHN A. MULLANEY, Republican.	All others.	Blanks.
Precinct 1..	19	17	31	236	50	227	238	32	16	....	214	
" 2..	16	14	22	245	15	247	247	25	14	2	224	
" 3..	30	23	28	257	21	199	222	22	20	....	126	
" 4..	19	21	29	248	19	280	252	30	20	....	258	
" 5..	39	36	31	310	34	286	280	31	29	....	241	
" 6..	23	21	19	257	29	237	258	31	15	....	157	
" 7..	23	22	35	289	16	280	321	32	19	....	280	
" 8..	25	25	15	266	22	259	283	22	17	....	266	
Totals....	194	179	210	2,108	206	2,015	2,101	225	150	2	1,766	

WARD 14.		THOMAS F. COOGAN,* Democratic.	WILLIAM J. DRUMMOND, Dem. Ind. Nom. Paper.	PATRICK D. McGRATH,* Democratic.	LOUIS OHRENBERGER, Republican.	JOHN TROY,* Democratic.	GEORGE A. WALL, Republican.	Blanks.
Precinct 1.....	327	169	351	73	308	72	335	
" 2.....	324	220	263	36	312	36	315	
" 3.....	236	137	202	78	228	84	208	
" 4.....	237	168	190	101	208	114	257	
" 5.....	309	168	217	148	252	164	342	
" 6.....	222	169	135	149	192	51	288	
" 7.....	270	191	242	120	324	119	288	
" 8.....	302	248	208	145	297	148	299	
Totals .....	2,227	1,470	1,808	850	2,121	788	2,322	

\* Elected.

**Votes Cast for Members of Common Council,  
City Election, 1905.**

WARD 15.	JAMES J. HUGHES,* Democratic.	HUGH MEALEY, JR.,* Democratic.	PATRICK H. O'CONNOR,* Democratic.	EDWARD JAMES SPARGO, Republican.	DANIEL J. SULLIVAN, Republican.	FRANK M. TUTTLE, Republican.	All others.	Blanks.
Precinct 1.....	214	191	204	41	55	44	.....	145
" 2.....	359	338	420	16	43	23	1	282
" 3.....	340	302	322	51	62	67	.....	230
" 4.....	253	219	242	51	70	60	.....	161
" 5.....	300	289	314	67	84	71	.....	195
" 6.....	221	212	213	116	140	133	.....	195
" 7.....	294	335	316	112	115	121	.....	240
" 8.....	232	287	248	85	73	96	.....	248
Totals.....	2,213	2,173	2,279	539	642	615	1	1,696

WARD 16.	HARRY J. BESARICK, Republican.	MICHAEL J. COLLINS, Democratic.	GEORGE F. COUGHLIN,* Citizen, Republican.	OLIVER D. GREENE, Republican.	JOHN D. MCGIVERN,* Democratic.	JOHN P. NOONAN,* Democratic.	Blanks.
Precinct 1.....	88	154	97	82	192	194	183
" 2.....	78	310	90	87	343	319	294
" 3.....	134	422	142	123	472	444	348
" 4.....	347	179	345	329	164	169	159
" 5.....	239	201	276	227	191	191	271
" 6.....	355	78	340	350	65	78	120
" 7.....	176	249	361	151	262	246	487
Totals.....	1,417	1,593	1,651	1,349	1,689	1,641	1,862

\*Elected.



**Votes Cast for Members of Common Council,  
City Election, 1905.**

WARD 17.		JAMES J. CONBOY,* Democratic.	GEORGE A. DEXTER, Republican.	WILLIAM J. GLEASON,* Democratic.	FRANCIS HAYDEN, Republican.	THOMAS M. JOYCE,* Democratic.	GEORGE A. LOWE, Republican.	Blanks.
Precinct 1	.....	255	66	246	58	241	54	214
" 2	.....	288	49	277	50	268	43	135
" 3	.....	154	188	150	175	142	177	115
" 4	.....	211	245	195	248	187	251	133
" 5	.....	269	71	259	57	256	57	126
" 6	.....	251	42	230	41	225	37	101
" 7	.....	325	66	310	66	306	64	201
" 8	.....	422	143	419	146	403	139	242
" 9	.....	237	144	235	146	220	150	206
Totals	.....	2,412	1,014	2,321	987	2,248	972	1,473

WARD 18.		WILLIAM J. BARRETT,* Democratic.	DANIEL J. CURLEY, JR.,* Democratic.	BENJAMIN T. DEXTER, Municipal Ownership Citizen.	JOSEPH P. GOOD,* Democratic.	JAMES T. HARDY, Republican.	MOSES F. HUNTER, Republican.	LAWRENCE STEWART, Republican.	Blanks.
Precinct 1	.....	270	274	39	248	114	108	109	317
" 2	.....	222	198	36	195	175	174	167	285
" 3	.....	135	126	58	138	232	228	223	261
" 4	.....	256	239	51	244	206	203	208	336
" 5	.....	304	352	28	354	68	55	51	258
" 6	.....	353	383	51	371	145	148	158	302
Totals	.....	1,540	1,572	263	1,550	940	916	916	1,759

\*Elected.

**Votes Cast for Members of Common Council,  
City Election, 1905.**

WARD 19.	HUGH A. CROSSEN, JR., Republican.	HENRY FRIEDMAN, Socialist.	CHARLES W. HARRINGTON, Republican.	JAMES J. KELLEY,* Democratic.	SAMUEL J. MADDEN,* Democratic.	TIMOTHY F. MURPHY,* Democratic.	WILLIAM E. WALKER, Republican.	WILLIAM WALTER, Socialist.	All others.	Blanks.
	Precinct 1.....	146	20	168	323	328	306	161	18	....
" 2.....	74	16	83	220	223	200	61	14	....	183
" 3.....	56	14	52	382	402	366	39	17	....	217
" 4.....	65	19	60	371	368	337	50	18	....	224
" 5.....	93	11	109	219	208	208	99	12	....	145
" 6.....	137	27	143	257	259	253	129	24	....	227
" 7.....	108	10	67	392	404	378	56	15	....	220
" 8.....	119	20	112	308	328	335	96	21	....	164
" 9.....	104	56	109	254	259	283	101	38	1	208
Totals.....	902	193	903	2,726	2,779	2,671	792	177	1	1,801

WARD 20.	CHARLES E. BEATTY,* Republican.	WILLIAM S. BRAMHALL,* Republican.	JOSEPH A. CAHALAN, Democratic.	CHARLES A. CLARK,* Republican.	JOSEPH L. CROWLEY, Democratic.	REDMOND S. FITZGERALD, Democratic.	Blanks.
	Precinct 1.....	367	417	256	371	261	272
" 2.....	381	387	294	399	292	302	204
" 3.....	311	357	300	300	305	320	234
" 4.....	155	156	377	164	426	427	287
" 5.....	357	326	289	353	352	301	242
" 6.....	341	344	321	355	341	405	221
" 7.....	259	252	191	272	185	184	370
" 8.....	434	435	143	476	140	127	132
" 9.....	463	435	308	455	228	210	217
" 10.....	612	575	132	592	135	104	160
" 11.....	225	219	132	284	138	130	189
Totals.....	3,905	3,903	2,743	4,021	2,803	2,782	2,490

\* Elected.

**Votes Cast for Members of Common Council,  
City Election, 1905.**

WARD 21.		DONALD J. FERGUSON,* Republican.	WALTER W. FOLLEY, Democratic.	E. HOWARD GEORGE,* Republican.	HENRY D. O. KURRUS, Democratic.	HARRY LIEMAN, Democratic.	FRED P. WARNER,* Republican.	Blanks.
Precinct 1	.....	280	185	272	151	149	275	200
" 2	.....	220	242	235	215	220	222	203
" 3	.....	163	144	159	115	131	173	123
" 4	.....	287	156	262	119	112	272	145
" 5	.....	276	177	273	152	172	283	164
" 6	.....	388	140	378	119	140	375	152
" 7	.....	330	243	327	209	251	366	329
" 8	.....	454	167	470	137	167	474	267
" 9	.....	433	259	444	182	209	423	411
Totals .....		2,831	1,713	2,820	1,399	1,551	2,863	1,994

WARD 22.		GEORGE ALEXANDER, Citizens.	JOHN E. CROOK,* Republican.	CARL ENGELKE, Socialist.	PATRICK F. GAVIN, Democratic.	MATTHEW J. HANLEY, Democratic.	WILLIAM F. HOWES,* Republican.	CHARLES F. HUDSON, Socialist.	JOHN A. MCISAAC, Socialist.	JOHN J. SHEA, JR., Democratic.	JOSEPH H. WENTWORTH,* Republican.	Blanks.
Precinct 1	..	64	358	28	187	183	350	29	23	207	427	238
" 2	..	34	161	33	345	323	150	28	32	380	159	335
" 3	..	17	86	10	339	300	91	14	16	340	68	192
" 4	..	56	325	39	155	173	326	38	35	185	292	260
" 5	..	112	237	40	220	206	226	37	32	257	234	313
" 6	..	76	362	17	69	77	352	23	9	74	338	127
" 7	..	22	341	10	93	106	343	10	6	91	335	113
" 8	..	50	218	38	206	266	208	34	27	223	185	291
Totals ....		431	2,088	215	1,614	1,634	2,046	213	180	1,757	2,038	1,869

\*Elected.

Votes Cast for Members of Common Council,  
City Election, 1905.

WARD 23.	GEORGE W. CARRUTH,* Republican.	HARRY BLANCHARD FOWLER,* Republican.	FRANCIS H. FOX, Democratic.	JOHN S. GRAHAM, Democratic.	J. HENRY LEONARD,* Republican.	JOHN W. PATTERSON, JR., Democratic.	All others.	Blanks.
Precinct 1.....	194	179	88	94	194	114	.....	103
" 2.....	115	99	369	328	118	407	.....	223
" 3.....	126	107	307	297	143	316	.....	222
" 4.....	225	212	241	310	218	270	.....	177
" 5.....	403	407	205	281	394	256	.....	184
" 6.....	483	508	118	186	496	127	1	106
" 7.....	385	393	71	96	387	85	.....	104
" 8.....	427	415	78	110	432	87	.....	74
" 9.....	141	136	138	180	142	153	.....	91
Totals .....	2,499	2,456	1,615	1,882	2,524	1,815	1	1,284

\*Elected.

**Votes Cast for Members of Common Council,  
City Election, 1905.**

WARD 24.		WILLIAM C. CLARK,* Republican.	JEREMIAH J. COFFEY. Democratic.	DENNIS J. DRISCOLL, Democratic.	EDWARD M. GREEN,* Republican.	PETER McMANUS, Democratic.	WILLIAM B. WILLOUTT,* Republican.	Blanks.
Precinct	<b>1</b> .....	134	328	277	114	262	106	291
"	<b>2</b> .....	179	200	204	176	238	174	188
"	<b>3</b> .....	232	126	156	264	119	243	120
"	<b>4</b> .....	261	148	170	261	167	248	170
"	<b>5</b> .....	302	131	167	317	140	310	133
"	<b>6</b> .....	232	175	186	237	172	229	155
"	<b>7</b> .....	337	116	114	315	107	323	116
"	<b>8</b> .....	260	128	127	254	118	264	82
"	<b>9</b> .....	323	146	139	246	115	250	203
"	<b>10</b> .....	303	116	121	293	102	306	106
"	<b>11</b> .....	265	128	199	284	107	277	138
"	<b>12</b> .....	250	170	183	241	166	243	121
Totals .....		3,078	1,912	2,043	3,002	1,813	2,973	1,823

WARD 25.		PATRICK H. BARRY, Democratic.	WILLIAM E. COSE,* Republican.	FRANK GRINLEY, Democratic.	EDWARD M. RICHARDSON,* Republican.	CHARLES H. TIMMINS, Democratic.	EDWARD C. WEBSTER,* Republican.	All others.	Blanks.
Precinct	<b>1</b> .....	225	327	192	302	285	352	.....	198
"	<b>2</b> .....	111	380	75	367	126	371	..... 3	118
"	<b>3</b> .....	109	349	81	328	118	344	.....	123
"	<b>4</b> .....	277	114	333	107	303	103	.....	146
"	<b>5</b> .....	322	195	256	243	306	196	.....	210
"	<b>6</b> .....	303	341	220	342	252	317	.....	232
"	<b>7</b> .....	352	207	299	203	319	189	.....	138
Totals .....		1,699	1,913	1,456	1,892	1,709	1,872	3	1,165

\* Elected.

### Votes Cast for School Committee, City Election, 1905.

#### WARD 1.

*For Three Years.*

	PRECINCTS.									Totals.
	1.	2.	3.	4.	5.	6.	7.	8.	9.	
John A. Brett, D.....	96	71	104	127	194	264	246	276	126	1,504
George E. Brock, P.S.A., R.....	222	280	409	345	251	87	210	165	152	2,121
John Eills, S.....	18	15	22	19	18	39	18	39	12	200
Bertha S. Hall, S.....	18	12	20	15	12	27	19	27	12	162
Daniel S. Harkins, D.C.....	42	18	37	30	75	86	80	70	32	470
John H. Kennealy, D.C.....	18	20	28	30	35	45	42	61	30	309
James J. Storrow, R., P.S.A., D.....	216	233	366	319	274	181	292	246	183	2,310
Joseph M. Sullivan, D.C.....	18	39	16	21	32	49	51	68	24	318
Total.....										7,294
Blanks.....	124	128	208	198	205	280	270	254	113	1,780

*For Two Years.*

Rudolph Appel, S.....	16	12	24	21	14	25	12	31	12	169
Julia E. Duff, D.C.....	82	70	93	96	126	149	153	188	88	1,045
Thomas J. Kenny, R., D.....	240	265	507	369	349	271	388	329	220	2,938
William S. Kenny, R., D.....	290	292	445	398	400	340	431	411	243	3,250
Antoinette F. Konikow, S.....	16	18	25	19	12	30	15	28	10	173
Total.....										7,575
Blanks.....	126	159	116	201	195	243	229	219	111	1,599

*For One Year.*

David X. Coughlan, D.....	96	57	96	112	198	275	290	300	131	1,555
David A. Ellis, R., P.S.A.....	223	276	402	340	239	105	180	165	146	2,076
Louis Sonnabend, D.C.....	15	8	14	8	23	26	22	21	15	152
Total.....										3,783
Blanks.....	52	67	93	92	88	123	122	117	50	804

D. signifies Democratic; D.C., Democratic Citizens Nomination Paper;  
P.S.A., Public School Association; R., Republican; S., Socialist.

## Votes Cast for School Committee, City Election, 1905.

## WARD 2.

For Three Years.

	PRECINCTS.								Totals.
	1.	2.	3.	4.	5.	6.	7.	8.	
John A. Brett, D.....	220	146	195	211	145	198	283	229	1,627
George E. Brock, P.S.A., R.....	65	33	72	82	62	117	79	82	592
John Eills, S.....	19	10	9	14	28	19	17	40	156
Bertha S. Hall, S.....	14	7	13	8	19	12	15	24	112
Daniel S. Harkins, D.C.....	60	35	52	59	39	58	80	99	482
John H. Kennealy, D.C.....	42	26	24	57	23	36	60	63	331
James J. Storrow, R., P.S.A., D....	166	84	145	153	109	174	176	183	1,190
Joseph M. Sullivan, D.C.....	51	32	50	44	37	33	74	35	356
Total .....									4,846
Blanks .....	281	185	234	202	300	197	392	369	2,160

For Two Years.

Rudolph Appel, S.....	12	7	11	5	19	14	18	30	116
Julia E. Duff, D.C.....	115	87	130	140	120	137	218	160	1,107
Thomas J. Kenny, R., D.....	253	136	205	131	143	217	265	276	1,626
William S. Kenny, R., D.....	305	168	235	172	193	270	326	335	2,004
Antoinette F. Konikow, S.....	16	6	6	9	18	14	9	25	103
Total .....									4,956
Blanks .....	217	154	207	373	269	192	340	298	2,050

For One Year.

David X. Coughlan, D.....	236	158	208	228	155	199	326	270	1,780
David A. Ellis, R., P.S.A.....	100	39	75	89	79	124	82	143	731
Louis Sonnabend, D.C.....	16	7	19	9	21	19	21	20	132
Total .....									2,643
Blanks .....	107	75	95	89	126	80	159	129	860

D. signifies Democratic; D.C., Democratic Citizens Nomination Paper;  
P.S.A., Public School Association; R., Republican; S., Socialist.

**Votes Cast for School Committee, City Election, 1905.**

**WARD 3.**

*For Three Years.*

	PRECINCTS.						Totals.
	1.	2.	3.	4.	5.	6.	
John A. Brett, D.....	146	278	227	295	311	239	1,496
George E. Brock, P.S.A., R.....	210	73	123	39	47	23	515
John Eills, S.....	14	12	13	6	9	3	57
Bertha S. Hall, S.....	13	12	11	7	9	3	55
Daniel S. Harkins, D.C.....	67	106	122	103	132	76	606
John H. Kennealy, D.C.....	48	59	76	62	77	55	377
James J. Storrow, R., P.S.A., D.....	258	215	219	191	223	164	1,270
Joseph M. Sullivan, D.C.....	31	63	48	57	71	38	308
Total.....							4,684
Blanks.....	143	268	209	346	321	265	1,552

*For Two Years.*

Rudolph Appel, S.....	15	13	13	9	10	7	67
Julia E. Duff, D.C.....	164	312	255	316	347	242	1,636
Thomas J. Kenny, R., D.....	301	259	283	261	284	202	1,590
William S. Kenny, R., D.....	280	230	256	210	253	169	1,398
Antoinette F. Konikow, S.....	17	11	8	15	10	9	70
Total.....							4,761
Blanks.....	153	261	233	295	296	237	1,475

*For One Year.*

David X. Coughlan, D.....	173	323	265	344	366	271	1,742
David A. Ellis, R., P.S.A.....	203	61	128	24	60	26	502
Louis Sonnabend, D.C.....	24	37	31	36	35	32	195
Total.....							2,442
Blanks.....	65	122	100	149	139	104	679

D. signifies Democratic; D. C., Democratic Citizens Nomination Paper;  
P.S.A., Public School Association; R., Republican; S., Socialist.



## Votes Cast for School Committee, City Election, 1905.

## WARD 4.

*For Three Years.*

	PRECINCTS.						Totals.
	1.	2.	3.	4.	5.	6.	
John A. Brett, D.....	195	121	168	197	216	124	1,021
George E. Brock, P.S.A., R.....	58	118	146	70	29	81	502
John Eills, S.....	10	8	17	13	6	11	65
Bertha S. Hall, S.....	6	17	12	8	4	9	56
Daniel S. Harkins, D.C.....	107	49	77	74	66	41	414
John H. Kennealy, D.C.....	56	34	38	50	46	39	263
James J. Storrow, R., P.S.A., D.....	157	144	231	130	137	116	915
Joseph M. Sullivan, D.C.....	41	25	33	49	56	48	252
Total.....							3,488
Blanks.....	268	138	208	223	240	161	1,238

*For Two Years.*

Rudolph Appel, S.....	12	13	17	15	8	14	79
Julia E. Duff, D.C.....	274	137	185	190	219	148	1,153
Thomas J. Kenny, R., D.....	191	179	275	188	171	177	1,181
William S. Kenny, R., D.....	181	174	236	189	189	139	1,108
Antoinette F. Konikow, S.....	7	8	8	12	7	15	57
Total.....							3,578
Blanks.....	233	143	209	220	206	137	1,148

*For One Year.*

David X. Coughlan, D.....	238	133	183	224	258	155	1,191
David A. Ellis, R., P.S.A.....	63	113	160	76	22	81	515
Louis Sonnabend, D.C.....	35	21	29	26	23	13	147
Total.....							1,853
Blanks.....	113	60	93	81	97	66	510

D. signifies Democratic; D.C., Democratic Citizens Nomination Paper; P.S.A., Public School Association; R., Republican; S., Socialist.

Votes Cast for School Committee, City Election, 1905.

WARD 5.

For Three Years.

	PRECINCTS.						Totals.
	1.	2.	3.	4.	5.	6.	
John A. Brett, D.....	130	283	213	81	212	151	1,070
George E. Brock, P.S.A., R.....	159	100	24	80	72	61	496
John Ells, S.....	13	6	5	11	12	11	58
Bertha S. Hall, S.....	16	5	7	10	14	9	61
Daniel S. Harkins, D.C.....	61	131	75	36	50	67	420
John H. Kennealy, D.C.....	30	96	58	26	41	60	311
James J. Storrow, R., P.S.A., D.....	133	235	110	106	178	123	935
Joseph M. Sullivan, D.C.....	34	64	67	25	76	41	307
Total.....							3,658
Blanks.....	148	314	261	121	279	189	1,312

For Two Years.

Rudolph Appel, S.....	11	11	15	11	13	8	69
Julia E. Duff, D.C.....	159	336	246	132	231	204	1,308
Thomas J. Kenny, R., D.....	214	285	172	123	220	170	1,184
William S. Kenny, R., D.....	211	282	143	112	197	150	1,095
Antoinette F. Konikow, S.....	15	10	14	8	15	11	73
Total.....							3,729
Blanks.....	164	310	230	110	258	169	1,241

For One Year.

David X. Coughlan, D.....	152	308	265	99	257	184	1,265
David A. Ellis, R., P.S.A.....	152	102	28	79	74	54	489
Louis Sonnabend, D.C.....	22	68	20	14	24	29	177
Total.....							1,931
Blanks.....	61	139	97	56	112	89	554

D. signifies Democratic; D.C., Democratic Citizens Nomination Paper; P.S.A., Public School Association; R., Republican; S., Socialist.

## Votes Cast for School Committee, City Election, 1905.

## WARD 6.

*For Three Years.*

	PRECINCTS.								Totals.
	1.	2.	3.	4.	5.	6.	7.	8.	
John A. Brett, D.....	139	184	146	156	128	79	134	105	1,071
George E. Brock, P.S.A., R.....	31	71	66	45	95	165	105	53	631
John Ellis, S.....	2	22	12	5	24	12	37	14	128
Bertha S. Hall, S.....	3	9	10	5	11	12	10	19	79
Daniel S. Harkins, D.C.....	39	36	21	40	48	20	38	43	285
John H. Kennealy, D.C.....	27	26	29	30	47	18	27	44	248
James J. Storrow, R., P.S.A., D....	100	155	129	95	164	176	127	74	1,020
Joseph M. Sullivan, D.C.....	25	26	23	39	28	14	23	33	211
Total .....									3,673
Blanks .....	204	263	330	387	319	70	327	235	2,135

*For Two Years.*

Rudolph Appel, S.....	3	12	19	10	19	7	21	15	106
Julia E. Duff, D.C.....	78	102	75	90	110	57	86	93	691
Thomas J. Kenny, R., D.....	139	183	176	162	205	215	201	119	1,400
William S. Kenny, R., D.....	137	175	155	142	195	207	190	120	1,321
Antoinette F. Konikow, S.....	4	21	23	17	20	5	21	14	125
Total .....									3,643
Blanks .....	209	299	318	381	315	75	309	259	2,165

*For One Year.*

David X. Coughlan, D.....	157	173	144	161	120	70	121	124	1,070
David A. Ellis, R., P.S.A.....	23	77	63	36	132	165	160	54	710
Louis Sonnabend, D.C.....	14	24	19	21	54	12	24	25	193
Total .....									1,973
Blanks .....	91	122	157	183	126	36	109	107	931

D. signifies Democratic; D.C., Democratic Citizens Nomination Paper; P.S.A., Public School Association; R., Republican; S., Socialist.

**Votes Cast for School Committee, City Election, 1905.**

**WARD 7.**

*For Three Years.*

	PRECINCTS.						Totals.
	1.	2.	3.	4.	5.	6.	
John A. Brett, D.....	56	77	158	98	229	144	762
George E. Brock, P.S.A., R.....	68	88	115	116	28	36	451
John Ellis, S.....	6	19	24	16	3	9	77
Bertha S. Hall, S.....	4	25	16	13	2	9	69
Daniel S. Harkins, D.C.....	18	28	84	31	105	66	332
John H. Kennealy, D.C.....	15	40	34	23	30	30	172
James J. Storrow, R., P.S.A., D.....	71	90	145	103	106	78	593
Joseph M. Sullivan, D.C.....	30	25	92	53	146	108	454
All others.....		1					1
<b>Total.....</b>							<b>2,911</b>
Blanks.....	76	217	184	171	247	178	1,073

*For Two Years.*

Rudolph Appel, S.....	2	15	22	16	11	24	90
Julia E. Duff, D.C.....	53	94	163	99	241	176	826
Thomas J. Kenny, R., D.....	106	149	242	178	221	152	1,048
William S. Kenny, R., D.....	104	114	200	147	194	111	870
Antoinette F. Konikow, S.....	4	23	98	22		10	157
<b>Total.....</b>							<b>2,991</b>
Blanks.....	75	215	127	162	229	185	993

*For One Year.*

David X. Coughlan, D.....	65	116	204	113	293	193	984
David A. Ellis, R., P.S.A.....	75	106	122	108	33	39	483
Louis Sonnabend, D.C.....	1	18	16	19	14	14	82
<b>Total.....</b>							<b>1,549</b>
Blanks.....	31	65	84	72	108	83	443

D. signifies Democratic; D.C., Democratic Citizens Nomination Paper;  
P.S.A., Public School Association; R., Republican; S., Socialist.

## Votes Cast for School Committee, City Election, 1905.

## WARD 8.

For Three Years.

	PRECINCTS.						Totals.
	1.	2.	3.	4.	5.	6.	
John A. Brett, D.....	71	167	84	172	116	170	780
George E. Brock, P.S.A., R.....	74	141	250	143	131	169	908
John Eills, S.....	30	35	27	42	66	50	250
Bertha S. Hall, S.....	18	31	19	21	40	37	166
Daniel S. Harkins, D.C.....	42	75	40	75	65	86	383
John H. Kennealy, D.C.....	276	247	82	203	189	259	1,256
James J. Storrow, R., P.S.A., D.....	294	316	316	324	289	382	1,921
Joseph M. Sullivan, D.C.....	31	70	24	50	51	65	291
Totals.....							5,955
Blanks.....	212	198	138	402	359	282	1,591

For Two Years.

Rudolph Appel, S.....	27	26	29	36	68	43	229
Julia E. Duff, D.C.....	311	372	131	283	241	368	1,706
Thomas J. Kenny, R., D.....	337	373	375	420	359	494	2,358
William S. Kenny, R., D.....	87	243	304	244	219	244	1,341
Antoinette E. Kouikow, S.....	31	24	23	40	59	48	225
All others.....			1				1
Total.....							5,860
Blanks.....	255	242	117	409	360	303	1,686

For One Year.

David X. Coughlan, D.....	60	165	80	154	108	159	726
David A. Ellis, R., P.S.A.....	87	137	254	202	169	184	1,033
Louis Sonnabend, D.C.....	302	265	102	246	215	295	1,425
Total.....							3,184
Blanks.....	75	73	54	114	161	112	589

D. signifies Democratic; D.C., Democratic Citizens Nomination Paper;  
P.S.A., Public School Association; R., Republicau; S., Socialist.

### Votes Cast for School Committee, City Election, 1905.

#### WARD 9.

*For Three Years.*

	PRECINCTS.							Totals.
	1.	2.	3.	4.	5.	6.	7.	
John A. Brett, D.....	211	243	214	304	182	139	258	1,551
George E. Brock, P.S.A., R.....	145	109	57	84	209	215	50	869
John Eills, S.....	47	34	34	26	28	26	7	202
Bertha S. Hall, S.....	22	27	21	18	40	21	7	156
Daniel S. Harkins, D.C.....	62	84	44	80	54	43	90	457
John H. Kennealy, D.C.....	32	52	27	55	35	37	41	279
James J. Storrow, R., P.S.A., D.....	202	197	142	192	238	229	133	1,333
Joseph M. Sullivan, D.C.....	55	75	49	84	58	42	64	427
Total.....								5,274
Blanks.....	300	267	236	303	186	160	194	1,646

*For Two Years.*

Rudolph Appel, S.....	44	36	31	37	41	29	14	232
Julia E. Duff, D.C.....	146	178	125	212	138	117	194	1,110
Thomas J. Kenny, R., D.....	300	295	210	309	325	308	223	1,970
William S. Kenny, R., D.....	242	249	165	260	287	303	190	1,696
Antoinette F. Konikow, S.....	39	31	33	34	34	27	13	211
Total.....								5,219
Blanks.....	305	299	260	294	205	128	210	1,701

*For One Year.*

David X. Coughlan, D.....	215	254	220	326	217	149	276	1,657
David A. Ellis, R., P.S.A.....	175	123	83	98	202	231	48	960
Louis Sonnabend, D.C.....	28	38	20	20	10	20	11	147
Total.....								2,764
Blanks.....	120	129	89	129	86	56	87	696

D. signifies Democratic; D.C., Democratic Citizens Nomination Paper; P.S.A., Public School Association; R., Republican; S. Socialist.

## Votes Cast for School Committee, City Election, 1905.

## WARD 10.

For Three Years.

	PRECINCTS.									Totals.
	1.	2.	3.	4.	5.	6.	7.	8.	9.	
John A. Brett, D.....	130	85	67	58	53	65	76	181	87	802
George E. Brock, P.S.A., R.....	68	143	181	190	149	264	547	416	456	2,414
John Eills, S.....	10	14	20	16	6	17	18	27	18	146
Bertha S. Hall, S.....	17	7	16	23	14	11	18	21	12	139
Daniel S. Harkins, D.C.....	50	35	26	20	14	18	35	51	28	277
John H. Kennealy, D.C.....	31	28	17	36	12	10	21	30	5	190
James J. Storrow, R., P.S.A., D.....	106	151	180	147	123	235	524	482	430	2,378
Joseph M. Sullivan, D.C.....	38	32	14	18	9	12	16	29	7	175
Total.....										6,521
Blanks.....	142	161	117	110	154	152	133	187	111	1,267

For Two Years.

Rudolph Appel, S.....	18	12	19	18	15	23	14	25	9	153
Julia E. Duff, D.C.....	112	26	59	54	31	57	93	140	73	645
Thomas J. Kenny, R., D.....	164	209	216	199	151	279	580	521	476	2,795
William S. Kenny, R., D.....	124	184	216	183	154	265	568	536	463	2,693
Antoinette F. Konkow, S.....	9	13	13	22	17	13	19	27	8	141
All others.....							1			1
Total.....										6,428
Blanks.....	165	212	115	142	166	147	113	175	125	1,360

For One Year.

David X. Coughlan, D.....	150	113	76	54	23	55	61	118	57	707
David A. Ellis, R., P.S.A.....	70	142	185	196	164	259	552	493	467	2,528
Louis Sonnabend, D.C.....	9	15	5	10	4	11	12	23	8	97
Total.....										3,332
Blanks.....	67	58	53	49	76	67	69	78	45	562

D. signifies Democratic; D. C., Democratic Citizens Nomination Paper;  
P.S.A., Public School Association; R., Republican; S., Socialist.

### Votes Cast for School Committee, City Election, 1905.

#### WARD 11.

*For Three Years.*

	PRECINCTS.									Totals.
	1.	2.	3.	4.	5.	6.	7.	8.	9.	
John A. Brett, D.....	125	91	169	78	24	27	29	18	68	629
George E. Brock, P.S.A., R.....	331	184	279	498	431	313	448	481	620	3,585
John Eills, S.....	25	25	19	15	4	6	5	5	9	113
Bertha S. Hall, S.....	27	20	15	8	3	2	2	.....	4	81
Daniel S. Harkins, D.C.....	45	49	50	22	1	7	8	4	18	204
John H. Kennealy, D.C.....	22	21	35	13	3	2	8	2	6	112
James J. Storrow, R., P.S.A., D.....	356	160	311	510	443	314	453	485	636	3,668
Joseph M. Sullivan, D.C.....	30	27	45	28	3	1	5	2	5	146
All others.....	.....	.....	1	.....	.....	.....	.....	.....	.....	1
Total.....	.....	.....	.....	.....	.....	.....	.....	.....	.....	8,539
Blanks.....	153	231	214	142	34	52	54	43	74	997

*For Two Years.*

Rudolph Appel, S.....	17	28	17	8	1	1	5	2	6	85
Julia E. Duff, D.C.....	123	113	138	64	9	15	24	11	41	538
Thomas J. Kenny, R., D.....	418	210	375	557	455	328	465	505	655	3,968
William S. Kenny, R., D.....	374	174	369	546	459	329	454	496	654	3,855
Antoinette F. Konikow, S.....	20	30	23	11	1	4	5	2	5	101
Total.....	.....	.....	.....	.....	.....	.....	.....	.....	.....	8,547
Blanks.....	162	253	216	128	21	47	59	24	79	989

*For One Year.*

David X. Coughlan, D.....	119	100	166	77	15	17	24	8	39	565
David A. Ellis, R., P.S.A.....	342	173	294	498	442	320	454	496	642	3,661
Louis Sonnabend, D.C.....	21	27	28	18	3	3	4	1	9	114
All others.....	1	.....	.....	.....	.....	.....	.....	.....	.....	1
Total.....	.....	.....	.....	.....	.....	.....	.....	.....	.....	4,341
Blanks.....	74	104	81	64	13	22	24	15	30	427

D. signifies Democratic; D.C., Democratic Citizens Nomination Paper; P.S.A., Public School Association; R., Republican; S., Socialist.



## Votes Cast for School Committee, City Election, 1905.

## WARD 12.

For Three Years.

	PRECINCTS.							Totals.
	1.	2.	3.	4.	5.	6.	7.	
John A. Brett, D .....	106	88	133	146	107	301	260	1,141
George E. Brock, P.S.A., R. ....	426	470	174	336	247	192	99	1,944
John Eills, S. ....	27	19	15	32	20	18	18	149
Bertha S. Hall, S. ....	23	15	14	31	20	25	14	142
Daniel S. Harkins, D.C. ....	46	20	48	57	48	122	106	447
John H. Kennealy, D.C. ....	25	16	26	38	26	63	47	241
James J. Storrow, R., P.S.A., D. ....	414	385	193	321	211	277	195	1,996
Joseph M. Sullivan, D.C. ....	21	17	31	38	21	71	72	271
All others. ....	1							1
Total. ....								6,332
Blanks .....	125	54	188	165	164	235	193	1,124

For Two Years.

Rudolph Appel, S .....	17	14	21	39	26	27	17	161
Julia E. Duff, D.C. ....	96	68	118	121	96	230	210	939
Thomas J. Kenny, R., D. ....	477	447	246	416	273	425	309	2,593
William S. Kenny, R., D. ....	432	422	236	367	247	355	261	2,320
Antoinette F. Konikow, S. ....	16	13	22	30	24	26	17	148
Total. ....								6,161
Blanks .....	176	120	179	191	198	241	190	1,295

For One Year.

David X. Coughlan, D. ....	104	71	146	151	98	342	298	1,210
David A. Ellis, R., P.S.A. ....	422	402	172	333	239	180	106	1,854
Louis Sonnabend, D.C. ....	10	15	12	24	17	34	19	131
Total. ....								3,195
Blanks. ....	71	54	81	74	78	96	79	533

D. signifies Democratic; D. C., Democratic Citizens Nomination Paper; P.S.A., Public School Association; R., Republican; S., Socialist.

**Votes Cast for School Committee, City Election, 1905.**

**WARD 13.**

*For Three Years.*

	PRECINCTS.								Totals.
	1.	2.	3.	4.	5.	6.	7.	8.	
John A. Brett, D.....	165	184	152	190	202	174	193	148	1,408
George E. Brock, P.S.A., R.....	20	24	34	22	41	32	29	29	231
John Ells, S.....	9	9	3	13	17	8	11	9	79
Bertha S. Hall, S.....	8	10	14	11	16	5	12	13	89
Daniel S. Harkins, D.C.....	150	132	94	151	221	173	212	223	1,356
John H. Kennealy, D.C.....	82	51	75	90	82	89	95	96	660
James J. Storrow, R., P.S.A., D....	76	80	81	94	101	83	118	77	710
Joseph M. Sullivan, D.C.....	63	49	34	60	64	48	62	41	421
Total .....									4,954
Blanks .....	163	193	149	185	194	130	166	190	1,370

*For Two Years.*

Rudolph Appel, S.....	16	12	12	8	16	9	13	13	99
Julia E. Duff, D.C.....	205	207	158	211	269	206	264	228	1,748
Thomas J. Kenny, R., D.....	207	204	186	232	283	223	254	244	1,833
William S. Kenny, R., D.....	124	118	119	164	152	136	145	138	1,096
Antoinette F. Konikow, S.....	13	11	7	11	20	11	14	11	98
Total .....									4,874
Blanks .....	171	180	154	190	198	157	206	192	1,450

*For One Year.*

David X. Coughlan, D.....	248	233	203	265	293	244	311	229	2,026
David A. Ellis, R., P.S.A.....	18	22	30	26	48	40	23	40	247
Louis Sonnabend, D.C.....	35	31	18	38	45	31	33	52	283
Total .....									2,556
Blanks .....	67	80	67	79	83	56	82	92	606

D. signifies Democratic; D.C., Democratic Citizens Nomination Paper; P.S.A., Public School Association; R., Republican; S., Socialist.

## Votes Cast for School Committee, City Election, 1905.

## WARD 14.

For Three Years.

	PRECINCTS.								Totals.
	1.	2.	3.	4.	5.	6.	7.	8.	
John A. Brett, D.....	235	251	165	184	197	118	208	203	1,561
George E. Brock, P.S.A., R.....	81	37	103	128	214	178	136	172	1,049
John Ellis, S.....	14	15	16	25	31	22	25	20	168
Bertha S. Hall, S.....	17	7	10	25	30	23	17	19	148
Daniel S. Harkins, D.C.....	233	192	155	60	155	126	190	180	1,291
John H. Kennealy, D.C.....	99	103	57	62	62	69	78	95	625
James J. Storrow, R., P.S.A., D....	159	153	151	168	242	187	190	214	1,464
Joseph M. Sullivan, D.C.....	84	62	39	31	45	35	49	47	392
All others.....							1		1
Total.....									6,699
Blanks.....	248	208	152	251	220	136	224	216	1,655

For Two Years.

Rudolph Appel, S.....	14	18	11	23	38	24	22	29	179
Julia E. Duff, D.C.....	303	276	183	225	205	164	252	251	1,859
Thomas J. Kenny, R., D.....	355	318	285	284	390	298	362	366	2,658
William S. Kenny, R., D.....	239	180	225	217	301	233	244	257	1,896
Antoinette F. Konikow, S.....	20	16	11	16	38	25	20	20	166
Total.....									6,758
Blanks.....	239	220	133	169	224	150	218	243	1,596

For One Year.

David X. Coughlan, D.....	357	373	248	226	238	182	310	284	2,218
David A. Ellis, R., P.S.A.....	95	36	106	137	230	187	143	184	1,118
Louis Sonnabend, D.C.....	27	11	18	20	28	21	18	14	157
Total.....									3,493
Blanks.....	106	94	52	84	102	57	88	101	684

D. signifies Democratic; D.C., Democratic Citizens Nomination Paper;  
P.S.A., Public School Association; R., Republican; S., Socialist.

**Votes Cast for School Committee, City Election, 1905.**

**WARD 15.**

*For Three Years.*

	PRECINCTS.								Totals.
	1.	2.	3.	4.	5.	6.	7.	8.	
John A. Brett, D.....	116	202	175	145	188	160	198	184	1,368
George E. Brock, P.S.A., R.....	59	36	78	76	108	165	162	112	796
John Ells, S.....	8	18	15	7	16	21	25	17	127
Bertha S. Hall, S.....	7	17	10	6	6	18	26	18	108
Daniel S. Harkins, D.C.....	136	291	278	179	241	152	197	153	1,627
John H. Kennealy, D.C.....	35	83	74	56	50	40	62	54	454
James J. Storrow, R., P.S.A., D....	87	124	132	126	181	217	207	153	1,227
Joseph M. Sullivan, D.C.....	24	59	66	28	34	34	57	43	345
Total.....									6,052
Blanks .....	144	226	190	165	178	155	202	176	1,436

*For Two Years.*

Rudolph Appel, S.....	11	16	15	7	13	15	31	19	127
Julia E. Duff, D.C.....	131	275	275	176	240	177	237	186	1,697
Thomas J. Kenny, R., D.....	208	312	310	263	350	321	373	279	2,416
William S. Kenny, R., D.....	155	198	193	172	229	255	264	217	1,683
Antoinette F. Konikow, S.....	12	27	17	16	9	20	28	20	149
Total.....									6,072
Blanks .....	99	228	208	154	161	174	203	189	1,416

*For One Year.*

David X. Coughlan, D.....	165	348	299	237	279	198	292	229	2,047
David A. Ellis, R., P.S.A.....	64	41	77	76	105	173	150	114	800
Louis Sonnabend, D.C.....	20	35	31	24	34	32	27	31	234
Total.....									3,081
Blanks .....	59	104	102	57	83	78	99	81	663

D. signifies Democratic; D.C., Democratic Citizens Nomination Paper;  
P.S.A., Public School Association; R., Republican; S., Socialist.

## Votes Cast for School Committee, City Election, 1905.

## WARD 16.

*For Three Years.*

	PRECINCTS.							Totals.
	1.	2.	3.	4.	5.	6.	7.	
John A. Brett, D.....	103	169	265	176	204	90	314	1,321
George E. Brock, P.S.A., R....	109	93	150	383	243	431	159	1,568
John Ells, S.....	21	12	19	22	16	17	24	131
Bertha S. Hall, S.....	18	9	17	22	20	16	23	125
Daniel S. Harkins, D.C....	139	326	406	130	101	51	117	1,270
John H. Kennealy, D.C.....	42	64	92	34	47	11	61	351
James J. Storrow, R., P.S.A., D.....	115	132	219	322	270	422	247	1,727
Joseph M. Sullivan, D.C.....	24	56	76	31	46	10	94	337
Total.....								6,830
Blanks.....	139	209	224	112	187	84	315	1,270

*For Two Years.*

Rudolph Appel, S.....	20	14	31	30	24	13	28	160
Julia E. Duff, D.C.....	137	292	358	154	186	67	256	1,450
Thomas J. Kenny, R., D.....	217	300	417	441	385	493	393	2,646
William S. Kenny, R., D.....	164	199	313	404	331	470	308	2,189
Antoinette F. Konikow, S.....	13	12	24	22	17	13	23	124
Total.....								6,569
Blanks.....	159	253	325	181	191	76	346	1,531

*For One Year.*

David X. Coughlan, D.....	164	289	403	181	211	88	330	1,666
David A. Ellis, R., P.S.A.....	105	105	160	345	243	443	213	1,614
Louis Sonnabend, D.C.....	27	34	50	19	31	9	23	193
Total.....								3,473
Blanks.....	59	107	121	71	82	26	111	577

D. signifies Democratic; D.C., Democratic Citizens Nomination Paper;  
P.S.A., Public School Association; R., Republican; S., Socialist.

### Votes Cast for School Committee, City Election, 1905.

#### WARD 17.

*For Three Years.*

	PRECINCTS.									Totals.
	1.	2.	3.	4.	5.	6.	7.	8.	9.	
John A. Brett, D.....	191	218	153	205	196	176	272	368	243	2,022
George E. Brock, P.S.A., R.....	54	44	195	249	59	47	56	126	142	972
John Eills, S.....	16	8	17	19	11	6	10	19	16	122
Bertha S. Hall, S.....	11	11	15	17	12	7	9	19	13	114
Daniel S. Harkins, D.C.....	53	68	55	85	74	53	113	157	87	745
John H. Kennealy, D.C.....	47	46	21	32	46	38	57	69	44	400
James J. Storrow, R., P.S.A., D.....	120	117	212	277	119	104	147	229	173	1,498
Joseph M. Sullivan, D.C.....	43	43	29	50	42	36	66	64	47	420
Total.....										6,293
Blanks.....	229	201	137	166	199	165	202	251	179	1,729

*For Two Years.*

Rudolph Appel, S.....	24	15	19	22	19	17	11	27	17	171
Julia E. Duff, D.C.....	149	177	135	150	176	133	205	265	182	1,572
Thomas J. Kenny, R., D.....	208	188	270	373	188	175	241	376	299	2,318
William S. Kenny, R., D.....	152	164	250	352	173	144	213	303	254	2,005
Antoinette F. Konikow, S.....	17	12	15	22	13	13	14	34	17	157
Total.....										6,223
Blanks.....	214	200	145	181	189	150	248	297	175	1,799

*For One Year.*

David X. Coughlan, D.....	214	252	131	198	236	194	309	395	237	2,166
David A. Ellis, R., P.S.A.....	51	31	210	270	56	45	57	122	149	991
Louis Sonnabend, D.C.....	19	19	15	24	16	9	19	26	28	175
Total.....										3,332
Blanks.....	98	76	61	58	71	68	81	108	58	679

D. signifies Democratic; D.C., Democratic Citizens Nomination Paper; P.S.A., Public School Association; R., Republican; S., Socialist.

## Votes Cast for School Committee, City Election, 1905.

## WARD 18.

For Three Years.

	PRECINCTS.						Totals.
	1.	2.	3.	4.	5.	6.	
John A. Brett, D.....	205	166	98	200	237	277	1,183
George E. Brock, P.S.A., R.....	225	167	241	230	76	199	1,138
John Eills, S.....	27	22	34	40	21	27	171
Bertha S. Hall, S.....	19	18	35	36	10	27	145
Daniel S. Harkins, D.C.....	16	59	45	74	76	114	384
John H. Kennealy, D.C.....	101	53	43	87	144	157	585
James J. Storrow, R., P.S.A., D.....	164	148	172	193	119	244	1,040
Joseph M. Sullivan, D.C.....	44	51	29	44	66	55	289
Total.....							4,935
Blanks.....	223	306	273	308	249	272	1,631

For Two Years.

Rudolph Appel, S.....	37	28	43	48	22	31	209
Julia E. Duff, D.C.....	253	176	124	207	277	282	1,319
Thomas J. Kenny, R., D.....	256	236	236	325	253	379	1,685
William S. Kenny, R., D.....	229	200	207	265	174	330	1,405
Antoinette F. Konikow, S.....	30	17	43	38	18	40	186
Total.....							4,804
Blanks.....	219	333	317	329	254	310	1,762

For One Year.

David X. Coughlan, D.....	252	178	134	210	309	298	1,381
David A. Ellis, R., P.S.A.....	125	177	218	229	66	221	1,036
Louis Sonnabend, D.C.....	34	20	27	33	21	42	177
Total.....							2,594
Blanks.....	101	120	106	134	103	125	689

D. signifies Democratic; D.C., Democratic Citizens Nomination Paper; P.S.A., Public School Association; R., Republican; S., Socialist.

**Votes Cast for School Committee, City Election, 1905.**

**WARD 19.**

*For Three Years.*

	PRECINCTS.									Totals.
	1.	2.	3.	4.	5.	6.	7.	8.	9.	
John A. Brett, D.....	192	145	225	207	158	214	263	228	190	1,822
George E. Brock, P.S.A., R.....	168	99	49	76	113	154	63	105	109	936
John Eills, S.....	20	16	9	19	15	23	13	18	51	184
Bertha S. Hall, S.....	23	20	8	15	14	25	14	25	46	190
Daniel S. Harkins, D.C.....	88	40	145	110	51	76	173	108	85	876
John H. Kennealy, D.C.....	180	92	262	263	108	126	302	197	123	1,653
James J. Storrow, R., P.S.A., D.....	209	110	108	109	129	205	143	150	117	1,280
Joseph M. Sullivan, D.C.....	63	31	84	69	37	49	88	69	63	553
Total.....										7,494
Blanks.....	223	219	252	206	161	178	185	188	174	1,786

*For Two Years.*

Rudolph Appel, S.....	31	20	17	26	22	31	19	22	53	241
Julia E. Duff, D.C.....	258	162	356	311	177	210	402	297	210	2,353
Thomas J. Kenny, R., D.....	332	183	270	236	226	308	318	305	249	2,427
William S. Kenny, R., D.....	274	162	208	174	186	266	240	244	204	1,958
Antoinette F. Konikow, S.....	28	18	19	28	19	24	18	28	45	227
Total.....										7,236
Blanks.....	243	227	272	299	156	211	247	192	197	2,044

*For One Year.*

David X. Coughlan, D.....	286	184	357	324	188	246	403	328	248	2,564
David A. Ellis, R., P.S.A.....	160	95	43	70	107	154	78	117	106	930
Louis Sonnabend, D.C.....	37	16	61	52	29	44	60	31	43	373
Total.....										3,867
Blanks.....	100	91	110	91	69	81	81	68	82	773

D. signifies Democratic; D.C., Democratic Citizens Nomination Paper;  
P.S.A., Public School Association; R., Republican; S., Socialist.



## Votes Cast for School Committee, City Election, 1905.

## WARD 20.

For Three Years.

	PRECINCTS.											Totals.
	1.	2.	3.	4.	5.	6.	7.	8.	9.	10.	11.	
John A. Brett, D.....	216	222	298	324	259	289	197	140	226	140	137	2,448
George E. Brock, P.S.A., R.....	450	446	407	184	377	435	265	523	531	782	266	4,666
John Eills, S.....	34	27	14	13	33	27	37	23	23	32	26	289
Bertha S. Hall, S.....	27	31	20	21	37	22	13	20	31	21	11	254
Daniel S. Harkins, D.C.....	212	258	165	207	163	151	53	55	97	44	59	1,464
John H. Kennealy, D.C.....	49	46	95	89	53	38	28	28	47	18	33	524
James J. Storrow, R., P.S.A., D.....	440	463	435	277	420	553	318	531	549	772	284	5,042
Joseph M. Sullivan, D.C.....	59	58	60	78	47	52	31	25	33	11	23	477
All others.....				1		1						2
Total.....												15,166
Blanks.....	187	213	148	232	215	194	280	127	215	194	107	2,112

For Two Years.

Rudolph Appel, S.....	27	25	22	14	39	25	30	17	30	29	22	280
Julia E. Duff, D.C.....	234	271	222	304	254	228	147	129	170	93	106	2,158
Thomas J. Kenny, R., D.....	604	637	619	460	564	658	363	594	685	852	363	6,399
William S. Kenny, R., D.....	550	559	547	376	503	630	353	582	654	821	335	5,916
Antoinette F. Konikow, S.....	23	27	17	18	29	23	24	13	27	24	16	241
Total.....												14,994
Blanks.....	230	245	215	254	215	198	305	137	186	195	104	2,284

For One Year.

David X. Coughlan, D.....	248	297	301	414	297	352	170	142	233	111	136	2,701
David A. Ellis, R., P.S.A.....	467	462	415	171	391	428	335	533	539	800	281	4,822
Louis Sonnabend, D.C.....	31	34	39	24	31	31	22	15	34	7	8	276
All others.....									2			2
Total.....												7,801
Blanks.....	91	89	66	104	83	70	84	46	68	89	48	838

D. signifies Democratic; D.C., Democratic Citizens Nomination Paper;  
P.S.A., Public School Association; R. Republican; S., Socialist.

### Votes Cast for School Committee, City Election, 1905.

#### WARD 21.

*For Three Years.*

	PRECINCTS.									Totals.
	1.	2.	3.	4.	5.	6.	7.	8.	9.	
John A. Brett, D.....	170	223	131	112	171	142	296	174	268	1,687
George E. Brock, P.S.A., R.....	291	229	181	322	317	456	374	568	509	3,247
John Eills, S.....	33	29	8	16	23	23	30	20	34	216
Bertha S. Hall, S.....	30	15	10	20	15	20	21	9	24	164
Daniel S. Harkins, D.C.....	71	82	46	36	44	34	78	56	84	531
John H. Kennealy, D.C.....	50	64	33	29	21	34	34	35	66	366
James J. Storrow, R., P.S.A., D.....	301	253	198	269	320	406	410	602	524	3,283
Joseph M. Sullivan, D.C.....	36	51	41	18	25	31	40	23	61	326
Total.....										9,820
Blanks.....	172	188	104	282	178	176	225	207	244	1,776

*For Two Years.*

Rudolph Appel, S.....	41	22	18	15	21	27	30	17	34	225
Julia E. Duff, D.C.....	156	178	98	90	119	100	184	108	207	1,240
Thomas J. Kenny, R., D.....	387	368	275	373	394	498	530	687	655	4,167
William S. Kenny, R., D.....	347	329	225	350	373	477	468	666	584	3,819
Antoinette F. Konikow, S.....	34	33	13	18	20	24	25	14	26	207
Total.....										9,658
Blanks.....	189	204	123	258	187	196	271	202	308	1,938

*For One Year.*

David X. Coughlan, D.....	151	225	123	114	147	113	221	130	234	1,458
David A. Ellis, R., P.S.A.....	314	233	197	362	344	472	430	626	570	3,548
Louis Sonnabend, D.C.....	26	29	13	10	15	18	27	26	26	190
Total.....										5,196
Blanks.....	86	80	43	66	51	58	76	65	77	602

D. signifies Democratic; D.C., Democratic Citizens Nomination Paper; P.S.A., Public School Association; R., Republican; S., Socialist.

## Votes Cast for School Committee, City Election, 1905.

## WARD 22.

For Three Years.

	PRECINCTS.								Totals.
	1.	2.	3.	4.	5.	6.	7.	8.	
John A. Brett, D.....	166	259	229	142	209	73	84	190	1,352
George E. Brock, P.S.A., R.....	418	173	73	406	295	461	463	239	2,528
John Eills, S.....	60	34	13	53	54	35	25	40	314
Bertha S. Hall, S.....	40	41	20	44	47	26	13	35	266
Daniel S. Harkins, D.C.....	97	133	90	56	85	32	38	72	603
John H. Kennealy, D.C.....	70	131	99	51	59	24	34	83	551
James J. Storrow, R., P.S.A., D....	418	226	150	380	283	427	433	229	2,546
Joseph M. Sullivan, D.C.....	54	79	110	66	62	19	20	94	504
All others.....					2				2
Total.....									8,666
Blanks.....	209	288	214	234	252	119	118	270	1,704

For Two Years.

Rudolph Appel, S.....	49	46	24	45	69	37	11	42	323
Julia E. Duff, D.C.....	187	279	262	161	177	70	111	227	1,474
Thomas J. Kenny, R., D.....	531	379	265	461	409	464	491	348	3,348
William S. Kenny, R., D.....	498	315	216	440	380	449	481	332	3,111
Antoinette F. Konikow, S.....	50	39	20	49	58	29	13	34	292
Total.....									8,548
Blanks.....	217	306	211	276	255	167	121	269	1,822

For One Year.

David X. Coughlan, D.....	196	326	323	169	225	67	92	232	1,630
David A. Ellis, R., P.S.A.....	438	173	70	407	297	462	466	232	2,545
Louis Sonnabend, D.C.....	42	47	24	37	44	22	16	35	267
Total.....									4,442
Blanks.....	90	136	82	103	108	57	40	127	743

D. signifies Democratic; D.C., Democratic Citizens Nomination Paper; P.S.A., Public School Association; R., Republican; S., Socialist.

### Votes Cast for School Committee, City Election, 1905.

#### WARD 23.

*For Three Years.*

	PRECINCTS.									Totals.
	1.	2.	3.	4.	5.	6.	7.	8.	9.	
John A. Brett, D.....	78	303	232	228	198	134	95	83	132	1,483
George E. Brock, P.S.A., R.....	291	108	99	225	427	499	447	560	146	2,802
John Eills, S.....	10	17	17	28	44	45	32	16	9	218
Bertha S. Hall, S.....	8	21	13	30	40	34	20	13	16	195
Daniel S. Harkins, D.C.....	45	109	91	92	75	52	32	24	43	563
John H. Kennealy, D.C.....	19	72	68	69	165	50	30	30	45	548
James J. Storrow, R., P.S.A., D.....	293	226	173	288	333	456	403	552	167	2,891
Joseph M. Sullivan, D.C.....	18	79	78	57	41	17	15	15	29	349
Total.....										9,049
Blanks.....	68	209	263	179	251	207	120	95	111	1,503

*For Two Years.*

Rudolph Appel, S.....	11	21	26	29	57	50	36	16	8	254
Julia E. Duff, D.C.....	75	261	243	193	221	134	90	64	105	1,386
Thomas J. Kenny, R., D.....	326	328	253	397	501	553	449	606	251	3,664
William S. Kenny, R., D.....	314	295	287	353	486	519	430	583	226	3,443
Antoinette F. Konikow, S.....	8	24	19	36	50	39	29	15	11	231
Total.....										8,978
Blanks.....	96	215	256	188	259	199	160	104	97	1,574

*For One Year.*

David X. Coughlan, D.....	81	343	279	269	218	127	86	72	144	1,619
David A. Ellis, R., P.S.A.....	290	116	95	235	433	504	445	571	138	2,827
Louis Sonnabend, D.C.....	9	19	24	20	27	24	14	13	11	161
Total.....										4,607
Blanks.....	35	94	119	74	109	92	52	38	56	669

D. signifies Democratic; D.C., Democratic Citizens Nomination Paper; P.S.A., Public School Association; R., Republican; S., Socialist.

## Votes Cast for School Committee, City Election, 1905.

## WARD 24.

For Three Years.

	PRECINCTS.												Totals.
	1.	2.	3.	4.	5.	6.	7.	8.	9.	10.	11.	12.	
John A. Brett, D. ....	229	143	112	130	117	161	130	128	133	124	146	150	1,703
George E. Brock, P.S.A., R. ....	138	181	287	270	343	236	357	268	251	334	310	274	3,249
John Eills, S. ....	17	25	16	20	15	11	19	16	38	15	17	20	229
Bertha S. Hall, S. ....	28	27	14	22	15	20	19	11	42	16	12	21	247
Daniel S. Harkins, D.C. ....	105	138	58	101	53	53	48	26	57	63	66	82	850
John H. Kennealy, D.C. ....	50	103	18	54	38	38	31	18	37	30	23	36	476
James J. Storrow, R., P.S.A., D. ....	217	191	296	286	365	260	343	269	236	312	329	274	3,378
Joseph M. Sullivan, D.C. ....	42	65	26	21	21	42	20	28	32	21	25	39	382
Total.....													10,514
Blanks.....	244	131	105	158	127	171	131	126	148	149	122	106	1,718

For Two Years.

Rudolph Appel, S. ....	22	25	10	23	14	20	11	8	36	15	13	20	217
Julia E. Duff, D.C. ....	194	210	95	137	107	130	100	85	138	113	133	132	1,574
Thomas J. Kenny, R., D. ....	324	294	370	379	430	338	442	347	324	402	397	380	4,427
William S. Kenny, R., D. ....	263	256	337	344	394	314	404	310	293	373	373	355	4,016
Antoinette F. Konikow, S. ....	21	32	10	21	10	17	17	10	32	14	12	17	213
Total.....													10,447
Blanks .....	246	187	110	158	139	173	124	130	151	147	122	98	1,785

For One Year.

David X. Coughlan, D. ....	266	218	115	172	131	171	117	112	141	129	146	147	1,865
David A. Ellis, R., P.S.A. ....	143	180	292	275	338	233	373	265	253	330	324	282	3,288
Louis Sonnabend, D.C. ....	14	27	15	18	14	23	9	11	24	13	13	22	203
Total .....													5,356
Blanks.....	112	77	44	66	64	69	50	57	69	60	42	50	760

D. signifies Democratic; D.C., Democratic Citizens Nomination Paper;  
P.S.A., Public School Association; R., Republican; S., Socialist.

**Votes Cast for School Committee, City Election, 1905.**

**WARD 25.**

*For Three Years.*

	PRECINCTS.							Totals.
	1.	2.	3.	4.	5.	6.	7.	
John A. Brett, D.....	221	95	81	226	271	203	243	1,340
George E. Brock, P.S.A., R.....	411	500	479	198	376	513	347	2,824
John Eills, S.....	29	20	10	13	8	21	6	107
Bertha S. Hall, S.....	27	17	8	14	11	15	4	96
Daniel S. Harkins, D.C.....	65	22	26	79	70	65	63	390
John H. Kennealy, D.C.....	42	17	25	38	48	38	42	250
James J. Storrow, R., P.S.A., D.....	351	435	419	147	291	400	349	2,392
Joseph M. Sullivan, D.C.....	62	21	18	56	57	44	72	330
Total.....								7,729
Blanks.....	182	105	130	205	198	243	194	1,257

*For Two Years.*

Rudolph Appel, S.....	38	16	11	20	7	16	15	123
Julia E. Duff, D.C.....	182	68	69	238	229	205	191	1,182
Thomas J. Kenny, R., D.....	467	501	483	263	449	528	464	3,155
William S. Kenny, R., D.....	445	495	478	229	413	495	440	2,995
Antoinette F. Konikow, S.....	30	20	14	20	9	16	11	120
Total.....								7,575
Blanks.....	228	132	141	206	223	282	199	1,411

*For One Year.*

David N. Coughlan, D.....	228	77	84	282	308	248	313	1,540
David A. Ellis, R., P.S.A.....	357	464	443	106	232	402	259	2,263
Louis Sonnabend, D.C.....	15	12	15	11	23	18	14	108
Total.....								3,911
Blanks.....	95	63	56	89	102	103	74	582

D. signifies Democratic; D.C., Democratic Citizens Nomination Paper;  
P.S.A., Public School Association; R., Republican; S., Socialist.

## Total Votes Cast for School Committee, City Election, 1905.

*For Three Years.*

	Totals.
John A. Brett, D.....	34,152
* George E. Brock, P.S.A., R.....	41,034
John Eills, S.....	3,956
Bertha S. Hall, S.....	3,419
Daniel S. Harkins, D.C.....	16,727
John H. Kennealy, D.C.....	11,532
* James J. Storrow, R., P.S.A., D.....	48,007
Joseph M. Sullivan, D.C.....	8,641
All others.....	8
Total.....	167,476
Blanks.....	38,822

*For Two Years.*

Rudolph Appel, S.....	4,164
Julia E. Duff, D.C.....	33,746
* Thomas J. Kenny, R., D.....	65,794
* William S. Kenny, R., D.....	58,483
Antoinette F. Konikow, S.....	3,995
All others.....	2
Total.....	166,184
Blanks.....	40,114

*For One Year.*

David X. Coughlan, D.....	39,333
* David A. Ellis, R., P.S.A.....	41,571
Louis Sonnabend, D.C.....	5,789
All others.....	3
Total.....	86,696
Blanks.....	16,433

\* Elected.

D. signifies Democratic; D. C., Democratic Citizens Nomination Paper;  
P.S.A., Public School Association; R., Republican; S., Socialist.

**Votes Cast on the Question: Shall Licenses be Granted for  
the Sale of Intoxicating Liquors in this City?  
City Election, 1905.**

WARDS.	PRECINCT 1.			PRECINCT 2.			PRECINCT 3.			PRECINCT 4.		
	Yes.	No.	Blanks.	Yes.	No.	Blanks.	Yes.	No.	Blanks.	Yes.	No.	Blanks.
1.....	186	118	37	173	133	38	246	198	70	292	164	49
2.....	265	88	95	164	55	56	246	72	69	242	105	53
3.....	227	148	37	314	112	68	293	125	55	318	112	84
4.....	217	119	53	190	76	31	246	104	56	220	101	48
5.....	237	89	35	347	118	76	250	83	63	146	58	29
6.....	140	44	93	216	48	120	204	45	117	190	46	159
7.....	97	31	33	171	31	65	244	96	57	182	59	54
8.....	277	66	181	389	93	150	290	127	45	395	112	193
9.....	307	107	118	309	128	86	194	73	133	350	125	92
10.....	173	57	52	176	80	52	162	77	32	150	89	37
11.....	256	166	53	222	84	84	298	122	62	363	91	39
12.....	302	148	60	263	132	35	241	118	18	331	162	43
13.....	206	92	62	176	103	78	178	83	55	224	113	55
14.....	303	164	78	296	140	66	234	124	33	240	145	40
15.....	167	89	42	282	155	57	255	134	69	194	111	47
16.....	180	98	52	315	152	40	422	213	60	337	188	39
17.....	224	80	74	238	84	48	232	105	30	299	149	42
18.....	289	122	82	265	102	117	258	109	100	330	163	88
19.....	375	142	44	205	103	50	343	95	77	322	129	53
20.....	454	205	67	438	257	58	422	229	58	381	195	88
21.....	281	176	47	290	187	42	205	105	26	225	144	82
22.....	432	199	67	396	171	93	307	122	62	381	173	74
23.....	183	115	24	313	158	82	301	118	87	299	192	60
24.....	284	142	78	248	157	48	218	159	43	256	164	55
25.....	341	220	66	271	197	49	258	186	40	285	126	50



Votes Cast on the Question: Shall Licenses be Granted for  
the Sale of Intoxicating Liquors in this City?  
City Election, 1905.

WARDS.	PRECINCT 5.			PRECINCT 6.			PRECINCT 7.		
	Yes.	No.	Blanks.	Yes.	No.	Blanks.	Yes.	No.	Blanks.
1.....	279	150	69	337	101	84	373	128	83
2.....	192	82	95	230	113	65	321	124	134
3.....	346	118	71	251	69	60	.....	.....	.....
4.....	211	84	73	184	66	46	.....	.....	.....
5.....	261	96	83	220	64	48	.....	.....	.....
6.....	235	45	143	197	63	13	235	42	131
7.....	250	91	74	182	76	52	.....	.....	.....
8.....	369	84	185	450	128	144	.....	.....	.....
9.....	292	145	54	261	118	42	240	99	71
10.....	133	52	60	218	75	52	380	161	50
11.....	280	38	13	187	60	14	269	71	23
12.....	231	108	65	391	176	64	283	111	63
13.....	237	137	65	204	93	52	251	139	49
14.....	345	175	10	220	147	35	290	161	67
15.....	231	147	62	267	110	33	297	166	48
16.....	305	179	48	280	149	33	395	162	87
17.....	213	93	59	191	78	40	252	128	66
18.....	279	132	79	352	203	82	.....	.....	.....
19.....	233	103	32	305	125	57	368	132	50
20.....	434	238	68	466	234	76	350	143	78
21.....	312	145	42	315	207	42	423	201	61
22.....	427	146	65	311	152	45	288	166	36
23.....	301	362	47	245	391	39	132	355	20
24.....	287	166	47	242	164	56	215	227	34
25.....	324	188	64	333	260	76	362	156	51



**Votes Cast on the Question: Shall Licenses be Granted for  
the Sale of Intoxicating Liquors in this City?  
City Election, 1905.**

WARDS.	PRECINCT 11.			PRECINCT 12.			TOTALS.		
	Yes.	No.	Blanks.	Yes.	No.	Blanks.	Yes.	No.	Blanks.
1.....							2,444	1,262	523
2.....							1,994	737	685
3.....							1,749	684	375
4.....							1,268	550	307
5.....							1,461	508	334
6.....							1,555	366	897
7.....							1,126	384	335
8.....							2,170	610	898
9.....							1,953	795	596
10.....							2,124	852	442
11.....							2,624	779	344
12.....							2,042	955	348
13.....							1,662	906	484
14.....							2,240	1,221	401
15.....							1,935	1,042	409
16.....							2,234	1,141	359
17.....							2,273	1,053	483
18.....							1,773	831	548
19.....							2,786	1,079	450
20.....	250	147	42				4,418	2,425	706
21.....							2,976	1,624	457
22.....							2,854	1,267	574
23.....							2,254	2,005	433
24.....	268	167	31	257	159	42	2,956	2,023	569
25.....							2,174	1,333	396
Grand totals.....							55,045	26,432	12,353

Proportion of men registered who voted, 72 per cent.

**Number of Men Registered who Voted**  
 (AS BY PRECINCT OFFICERS' RETURNS OF NAMES CHECKED ON  
 VOTING LISTS),  
**City Election, 1905.**

WARDS.	PRECINCTS.												Number of Names Checked.	Number Registered.	Per cent. Registered who Voted.
	1.	2.	3.	4.	5.	6.	7.	8.	9.	10.	11.	12.			
1.....	341	344	514	505	498	522	584	592	329	.....	.....	.....	4,229	4,940	86
2.....	448	275	387	400	369	408	579	550	.....	.....	.....	.....	3,416	3,998	85
3.....	412	494	473	514	535	380	.....	.....	.....	.....	.....	.....	2,808	3,373	83
4.....	389	297	406	369	368	296	.....	.....	.....	.....	.....	.....	2,125	2,645	80
5.....	361	541	396	233	440	332	.....	.....	.....	.....	.....	.....	2,303	2,765	83
6.....	277	384	366	395	423	273	408	292	.....	.....	.....	.....	2,818	3,245	87
7.....	161	267	397	295	415	310	.....	.....	.....	.....	.....	.....	1,845	2,305	80
8.....	524	632	462	700	638	722	.....	.....	.....	.....	.....	.....	3,678	4,334	85
9.....	532	523	400	567	491	421	410	.....	.....	.....	.....	.....	3,344	4,151	81
10.....	282	308	271	276	245	345	591	637	463	.....	.....	.....	3,418	4,505	76
11.....	475	390	482	493	331	261	363	363	589	.....	.....	.....	3,747	4,319	87
12.....	510	430	377	536	404	631	457	.....	.....	.....	.....	.....	3,345	4,300	78
13.....	360	357	316	392	439	349	439	400	.....	.....	.....	.....	3,062	3,724	82
14.....	545	502	391	425	530	402	518	549	.....	.....	.....	.....	3,862	4,703	82
15.....	298	494	458	352	440	410	511	423	.....	.....	.....	.....	3,386	4,215	80
16.....	330	507	695	564	532	462	644	.....	.....	.....	.....	.....	3,734	4,601	81
17.....	378	370	367	490	365	309	446	638	446	.....	.....	.....	3,809	4,591	83
18.....	493	484	467	581	490	637	.....	.....	.....	.....	.....	.....	3,152	4,111	77
19.....	561	358	515	504	368	487	550	501	471	.....	.....	.....	4,315	5,340	81
20.....	726	753	709	664	740	776	571	629	772	770	439	.....	7,549	9,157	82
21.....	504	519	336	451	499	564	685	712	787	.....	.....	.....	5,057	6,029	84
22.....	698	660	491	628	638	508	490	582	.....	.....	.....	.....	4,695	5,681	83
23.....	322	553	506	551	710	675	507	541	327	.....	.....	.....	4,692	5,533	85
24.....	504	453	420	475	500	462	476	411	474	449	466	458	5,548	6,589	84
25.....	627	517	484	461	576	669	569	.....	.....	.....	.....	.....	3,903	4,634	84
Totals .....													93,830	113,788	

Average per cent. of men registered who voted, 82.

**Number of Women Registered who Voted for School Committee**  
**(AS BY PRECINCT OFFICERS' RETURNS OF NAMES CHECKED ON**  
**VOTING LISTS),**  
**City Election, 1905.**

WARDS.	PRECINCTS.												Number of Names Checked.	Number Registered.	Per cent. Registered who Voted.	
	1.	2.	3.	4.	5.	6.	7.	8.	9.	10.	11.	12.				
1.....	45	64	91	47	50	7	30	11	13	.....	.....	.....	.....	358	598	60
2.....	11	4	10	15	12	14	9	12	.....	.....	.....	.....	.....	87	184	47
3.....	53	49	51	39	65	53	.....	.....	.....	.....	.....	.....	.....	310	810	38
4.....	60	30	59	38	32	19	.....	.....	.....	.....	.....	.....	.....	238	470	51
5.....	26	76	14	15	27	24	.....	.....	.....	.....	.....	.....	.....	132	445	41
6.....	8	12	17	6	9	10	6	18	.....	.....	.....	.....	.....	86	240	36
7.....	11	38	29	17	33	19	.....	.....	.....	.....	.....	.....	.....	147	300	49
8.....	.....	8	28	16	15	28	.....	.....	.....	.....	.....	.....	.....	95	172	55
9.....	6	21	12	6	24	35	12	.....	.....	.....	.....	.....	.....	116	206	56
10.....	14	20	48	33	22	47	103	75	114	.....	.....	.....	.....	476	640	74
11.....	82	14	87	164	142	101	143	157	131	.....	.....	.....	.....	1,021	1,384	74
12.....	97	112	34	46	28	21	45	.....	.....	.....	.....	.....	.....	383	566	68
13.....	8	9	2	16	30	22	10	13	.....	.....	.....	.....	.....	110	217	51
14.....	40	12	33	42	68	45	41	34	.....	.....	.....	.....	.....	315	593	53
15.....	10	34	51	42	61	71	57	32	.....	.....	.....	.....	.....	358	667	54
16.....	25	28	39	52	35	104	33	.....	.....	.....	.....	.....	.....	316	573	55
17.....	4	8	50	60	14	7	20	13	26	.....	.....	.....	.....	202	339	60
18.....	19	11	18	25	9	49	.....	.....	.....	.....	.....	.....	.....	131	263	50
19.....	22	28	56	33	25	38	72	43	8	.....	.....	.....	.....	325	674	48
20.....	111	129	112	49	62	105	40	107	104	237	34	.....	.....	1,090	1,706	64
21.....	73	48	40	101	58	97	69	135	120	.....	.....	.....	.....	741	1,125	66
22.....	68	22	8	88	36	100	124	44	.....	.....	.....	.....	.....	490	716	68
23.....	93	19	11	47	77	72	90	153	22	.....	.....	.....	.....	584	856	68
24.....	31	49	46	56	47	34	73	34	13	83	59	43	.....	568	1,113	51
25.....	68	99	114	27	89	102	91	.....	.....	.....	.....	.....	.....	590	798	74
Totals.....													9,319	15,655		

Average per cent. of women registered who voted, 60.

INVENTORY OF PROPERTY BELONGING TO THE ELECTION  
DEPARTMENT.

- 103 Voting booths, made of thin corrugated steel, built in 1897 and 1898.
- 47 Wooden voting booths, built in 1898, 1901, 1903 and 1905 as permanent structures.
- 35 Old wooden voting booths, known as "knock-down" booths.
- 1 Old wooden voting booth.

The above booths when not in use are stored in different places in the city. To each booth belongs railings and voting compartments, tables, chairs, stove, and other necessary furnishings and voting paraphernalia. The department now owns 1,900 chairs, 759 tables, 530 voting compartments and 1,090 wooden horses for the same, 225 stools for ballot-boxes, 198 counting-boards, 187 stoves, 1,325 leatheroid boxes, 1,300 canvas envelopes, and the required lamps, coal-hods, shovels, pokers, coal-barrels, and other minor equipment for the voting booths.

- 185 Federal ballot-boxes, used at elections.
- 25 United States ballot-boxes, comparatively new, used for caucuses.
- 25 Standard ballot-boxes, formerly used at caucuses, and now used as "extras" at caucuses and elections.
- 29 Acme ballot-boxes, constantly in need of repairs, 6 of which are regularly used at elections and the balance as "extras."
- 9 Gravity ballot-boxes.
- 4 Improved Federal ballot-boxes.

All the above ballot-boxes are kept in the basement room in the Old Court House. At the storehouse in South Boston are 240 old ballot-boxes, not answering the present requirements of law, but placed at each polling place at elections for temporary use in case of emergency; also 108 old receiving ballot-boxes, not now of any available use.

Office furniture in Rooms 1, 2, 7, 8 and 9, Old Court House, used as the offices of the department, consisting of 9 roll-top desks, 8 swivel chairs for same, and 29 smaller swivel chairs, 1 library table and 5 oak arm chairs, 2 atlas cases, 3 card index cabinets, 1 filing case, 2 roll-front document cases, 1 large bookcase, 1 coat-rack, 4 long tables, 3 counters, 1 type-writing table, 1 table desk, 1 large iron safe, 7 small tables, 2 office settees, 5 clocks, metal frame rack in one of large vaults for holding caucus and election boxes and books, 2 typewriting machines, stationery, and required minor furnishings and fixtures for office purposes.







