


BOSTON PUBLIC LIBRARY




3 9999 06422 245 6



**BOSTON
PUBLIC
LIBRARY**







Digitized by the Internet Archive
in 2010 with funding from
Boston Public Library



ANNUAL REPORT

OF THE

BOARD OF ELECTION
COMMISSIONERS

FOR THE

YEAR ENDING JANUARY 31, 1913



CITY OF BOSTON
PRINTING DEPARTMENT
1913

CONTENTS.

	PAGE
Listed Male Residents, First List	2
Listed Male Residents, Supplementary	3
Listed Male Residents, Including Supplementary	4
Votes Cast at Special Primary, April 23, 1912.	
For Representative in General Court	6
Registered Male Voters, Presidential Primary, 1912	7
Number of Enrolled Members of Each Political Party in Each Voting Precinct, Presidential Primary, 1912	8-12
Democratic Votes Cast at Presidential Primary, 1912	14-16
Number of Democratic Ballots Cast at Presidential Primary, 1912	17
Republican Votes Cast at Presidential Primary, 1912	20-23
Number of Republican Ballots Cast at Presidential Primary, 1912	24
Votes Cast at Special State Election, May 7, 1912.	
For Representative in General Court	26
Registered Male Voters on First Printed List	27
Registered Male Voters, State Primary	28
Number of Enrolled Members of Each Political Party in Each Voting Precinct, State Primary, 1912	29-33
Democratic Votes Cast at State Primary, 1912.	
For Governor	36-40
For Lieutenant Governor	41
For Secretary	41
For Treasurer	42
For Auditor	42
For Attorney-General	42
For Representatives in Congress	43, 44
For Councilors	45, 46
For Senators	47
For Representatives in General Court	48-51
For Sheriff	52
For State Committee	53
For Delegates to State Convention	54-58
For Ward Committees	59-63
Number of Democratic Ballots Cast at State Primary, 1912	64
Republican Votes Cast at State Primary, 1912.	
For Governor	66-70
For Lieutenant Governor	71
For Secretary	71
For Treasurer	72
For Auditor	72
For Attorney-General	72
For Representatives in Congress	73, 74
For Councilors	75, 76
For Senators	77
For Representatives in General Court	78-80
For Sheriff	81
For State Committee	82
For Delegates to State Convention	83-86
For Ward Committees	87-91
Number of Republican Ballots Cast at State Primary, 1912	92

Socialist Votes Cast at State Primary, 1912.

	PAGE
For Governor.....	94-96
For Lieutenant Governor.....	97
For Secretary.....	97
For Treasurer.....	97
For Auditor.....	98
For Attorney-General.....	98
For Representatives in Congress.....	99
For Councilors.....	100
For Senators.....	101
For Representatives in General Court.....	102-104
For Sheriff.....	105
For State Committee.....	106
For Delegates to State Convention.....	107-109
For Ward Committees.....	110, 111
Number of Socialist Ballots Cast at State Primary, 1912.....	112
Registered Male Voters, State Election, 1912.....	114

Votes Cast at State Election, 1912.

For Presidential Electors.....	115-124
For Governor.....	125-134
For Lieutenant Governor.....	135-144
For Secretary.....	145
For Treasurer.....	145
For Auditor.....	145
For Attorney-General.....	146
For Representatives in Congress.....	147-156
For Councilors.....	157-158
For Senators.....	159-169
For Representatives in General Court.....	170-183
For Sheriff.....	184
On Amendments to Constitution.....	185, 186
On Acceptance of Act of General Court.....	187
Number of Men Registered Who Voted, State Election, 1912... ..	188
Registered Male Voters, City Election, 1913.....	190
Registered Female Voters on First Printed List, June 1, 1912... ..	191
Registered Female Voters, City Election, 1913.....	192

Votes Cast at City Election, 1913.

For Common Council.....	193-201
For School Committee.....	202-208
On Acceptance of Eight Hour Act.....	209-215
On Liquor License Question.....	216-222
Number of Men Registered Who Voted at City Election.....	223
Number of Women Registered who Voted for School Committee at City Election, 1913.....	224

Votes Cast at Special Primary, January 28, 1913.

For Representative in General Court.....	226
--	-----

Votes Cast at Special Election, February 11, 1913.

For Representative in General Court.....	226
Inventory of Property Belonging to the Election Department... ..	227

ANNUAL REPORT
OF THE
ELECTION DEPARTMENT

FOR THE YEAR ENDING JANUARY 31, 1913.

BOSTON, March 19, 1913.

HON. JOHN F. FITZGERALD,
Mayor of the City of Boston:

SIR,—In compliance with section 24 of chapter 3 of the Revised Ordinances, the Board of Election Commissioners respectfully submits its annual report.

NUMBER OF VOTERS.

At the city election held January 9, 1912, the number of male voters on the list was 111,352. The number of such voters on the first list published by the Board June 1, 1912, was 98,733. From that time to the close of registration for the city election there were added the names of 14,533 male voters. The number of male voters on the final list sent to the polls on the day of the city election held January 14, 1913, was 112,126, an increase of 774 over the number on the list at the city election in 1912.

There were 12,255 female voters registered for the city election in 1912. There were 11,127 female voters registered for the city election in 1913, a decrease of 1,128.

MEN AND WOMEN WHO VOTED.

The following is a table showing the per cent of the number of registered voters who voted at the state primary, state election and city election since the establishment of the Election Board in 1895:

YEAR.	MEN.			WOMEN.
	State Primary.	State Election.	City Election.	City Election.
	Per Cent.	Per Cent.	Per Cent.	Per Cent.
1895.....		79.10	85.43	74.95
1896*.....		93.17	73.24	62.06
1897.....		67.24	79.20	61.77
1898.....		74.07	68.81	59.62
1899.....		65.69	81.11	68.27
1900.....		84.62	70.14	76.50
1901.....		71.76	80.71	74.53
1902.....		80.85	59.37	64.08
1903.....	45.88	76.19	72.47	73.75
1904.....	43.15	84.60	62.58	52.10
1905.....	42.79	74.48	82.46	59.53
1906.....	54.20	81.61	67.95	58.76
1907.....	43.45	78.84	81.81	55.99
1908.....	48.15	82.69	63.91	34.75
1909†.....	38.93	74.52
1910.....	48.41	79.08	85.42	54.42
1911.....	46.29	76.22	52.41	49.07
1912.....	54.43	81.73	45.48	51.82
1913.....			41.78	44.39

* New general registration in Boston.

† City election changed from December to January.

In the first election held under the new charter in January, 1910, at which the Mayor, nine members of the City Council and one member of the School Committee were elected, 85.42 per cent of the registered vote was cast. At the city elections held in January, 1911 and 1912, three members of the City Council and two members of the School Committee were elected each year; in 1913 three members of the City Council and one member of the School Committee were elected. The percentage of the vote cast in these elections constantly dwindled, and constitutes a disquieting factor in the municipal government of Boston.

VOTERS WHO DID NOT VOTE.

There were 107,685 registered voters entitled to vote at the state primary; of this number 98,733 were carried on the voting list of this year by the Election Department; 8,952 were supplementarily registered, *i. e.*, they were required to appear in person at a registration place and prove their qualifications as voters.

We have made an investigation of the records in our office to ascertain the number of those persons who did not vote in this city at the last state primary, state election and city election, *i. e.*, the number of voters who had three opportunities to vote but did not avail themselves of any. We have paid no attention to those who were registered after the state primary or after the state election, because such persons did not have three opportunities to vote, but have only considered the 107,685 voters who were eligible to vote at the state primary, state and city elections.

The following is a table showing the number on the first printed list and the number on the first supplementary list who did not vote at the state primary, state election or city election:

WARDS.	Voters Carried by April Listing.	Voters Carried who did not Vote.	Supplementary List.	Voters on Supplementary List who did not Vote.	Total who did not Vote.	Per Cent.
1.....	4,663	673	257	18	691	14.04
2.....	2,731	380	239	21	401	13.50
3.....	2,569	392	124	12	404	15.00
4.....	1,967	325	140	11	336	15.95
5.....	2,049	308	110	13	321	14.87
6.....	1,907	234	229	12	246	11.52
7.....	1,296	187	187	17	204	13.76
8.....	2,990	437	387	34	471	13.96
9.....	2,677	431	512	36	467	14.64
10.....	3,246	562	304	22	584	16.45
11.....	3,343	371	221	8	379	10.63
12.....	3,112	525	455	28	553	15.50
13.....	2,434	378	247	13	391	14.58
14.....	4,005	609	181	19	628	15.00
15.....	3,484	542	185	12	554	15.10
16.....	4,321	707	206	12	719	15.88
17.....	3,901	566	257	20	586	14.09
18.....	3,014	648	225	21	669	20.65
19.....	4,669	549	318	24	573	11.49
20.....	11,305	1,696	489	26	1,722	14.60
21.....	5,663	815	313	27	842	14.09
22.....	5,030	710	226	16	726	13.81
23.....	6,186	670	294	12	682	10.52
24.....	7,447	987	316	24	1,011	13.02
25.....	4,724	507	281	15	522	10.43
26.....	75	2,249	75	3.35
Totals.....	98,733	14,284	8,952	473	14,757	13.70

The first column of the above table shows the number of registered male voters carried by the April listing entitled to vote; the second column shows the number of persons so carried on the voting list who did not vote; the third column shows the number of voters on the supplementary list; the fourth column shows the number supplementarily registered who did not vote; the fifth

column shows the total number of voters who did not vote; the sixth column shows the percentage of voters who did not vote.

The percentage of those carried on the voting list without any act of their own who did not vote is 14.46 per cent. The percentage of those on the supplementary list, *i. e.*, those who were required to appear in person and prove their qualifications, who did not vote is 5.52 per cent, apparently showing that the persons who had to sacrifice a little time to get on the voting list were more diligent in voting than those whose names were automatically carried on the voting list.

Various suggestions have been made to increase the interest of the voter in primaries and elections, such as by fining him for neglecting to vote, or by posting his name for such neglect, neither of which, in our opinion, is a proper remedy. We believe that if a registered voter does not vote at all during the year the voting list is used, his name should be stricken from the voting list and he should be required to re-register if he desires to vote, even though a constitutional amendment may be necessary to put this proposition into effect.

NATURALIZATION.

In 1906 an act was passed by the Federal Government to establish a Bureau of Immigration and Naturalization and to provide for a uniform rule for the naturalization of aliens throughout the United States.

The following is a table showing by years the number of declarations in Massachusetts, the number naturalized, the number of declarations in Suffolk County and the number naturalized:

YEAR ENDING JUNE 30.	Declaration, Massachusetts.	Naturalized, Massachusetts.	Declaration, Suffolk County.	Naturalized, Suffolk County.
1907.....	4,846	383	3,518	318
1908.....	9,330	1,677	6,508	965
1909.....	10,025	2,453	6,293	1,405
1910.....	11,795	3,048	7,792	1,776
1911.....	12,788	4,065	8,243	2,589
1912.....	13,017	4,608	7,768	2,675
Totals.....	61,801	16,234	40,122	9,728

This table is not only interesting in showing the disparity between the number of citizens naturalized

and the number of aliens who made declarations of intention to become citizens, but also in showing the small number naturalized in this state since the act went into effect.

We believe that one of the impediments to naturalization is the law requiring an applicant to produce at least two witnesses who are citizens of the United States to verify by affidavits the naturalization petition of the applicant, such witnesses being required to state in their affidavits that they have personally known the applicant to be a resident of the United States for a period of at least five years continuously, and of the state, territory or district in which the application is made for a period of at least one year immediately preceding the date of the filing of his petition.

An applicant for naturalization who has all the necessary qualifications, by reason of a change of residence from one state to another, or from one district to another, may find it impossible to produce the witnesses required by law, and is thereby prevented at that time from becoming a citizen of the United States. It would seem that all the safeguards now surrounding naturalization, including the declaration of intention, which must be made at least two years prior to the admission of the applicant in all cases except those of soldiers and sailors honorably discharged from the service of the United States, the petition for naturalization, in which is a statement of all facts necessary to identify the applicant, and the certificate from the Department of Labor, stating the date, place and manner of his arrival in the United States, would render the production of at least two witnesses unnecessary. The attendance of such witnesses at court is a burden to the petitioner and a source of trouble and expense to the witnesses themselves.

We are of the opinion that if the Federal Government repealed the law requiring the affidavits of at least two witnesses, an impediment to naturalization would be removed without lessening the essential safeguards now surrounding the issuing of naturalization papers.

PRESIDENTIAL PRIMARY.

The presidential primary for the election of delegates and of alternate delegates to the national conventions of political parties was held on April 30, 1912. The

law required that such election should be by direct plurality vote. The act also provided for the expression of preference for candidates for President and Vice-President of the United States. The act was hurriedly drawn and the construction of its provisions was not free from difficulty. Under the law, as it now is, a candidate for the nomination of President may receive the highest vote in the primary of his party and yet lose the delegates pledged to vote for him in the national convention. This is what actually occurred in this state.

Amendment should be made to the law so that the decision of the voters as to their choice for the nomination of a candidate for President will be unquestionable.

JURORS.

The jury list prepared by the Board of 1912 contained the names of 8,707 voters of Boston. During the time covered by this report 3,012 persons were drawn for jury service. The investigations made by the police and by the clerks of this Board greatly assisted the commissioners in eliminating from the jury list persons who were not qualified for jury service.

REVISION OF THE VOTING LIST.

The names of 1,128 voters were stricken from the voting list by reason of death, removal from the city and other causes. This is the largest number of names stricken from the list in any year since the establishment of the Election Board. There were no complaints of illegal registration.

NEW PRECINCTS.

Ward 24, Precinct 8, at the time of the city election contained 1,068 voters. It becomes necessary, therefore, for the City Council to divide that precinct into new precincts, or to make a redivision of the entire ward into voting precincts. This Board recommended that a new division of the ward into sixteen voting precincts be made, which will make the number of precincts in the city 225.

CHANGE OF ENROLMENT.

The following is a table showing the changes of enrolment during the past year:

Republican to Progressive	91
Republican to Democrat	57
Democrat to Republican	52
Democrat to Progressive	10
Democratic Progressive to Democrat	4
Socialist to Republican	1
Total	<u>215</u>

SCHOOLHOUSES.

The department now uses the basements of 93 schoolhouses for polling places, and pays the School Department for heating and lighting only, and the schoolhouse janitors for placing in position and taking down the rails and voting compartments at each primary and election.

The advantages of using schoolhouses are many. In the first place, permanency of the voting place is secured; secondly, it is more economical to use the basement of schools than stores or booths, and indirectly it is of benefit to the scholars, for many masters take them to the polling place during the progress of an election and they obtain there a very practical lesson in civil government. The use of these basements does not interfere with the school work.

WARD 26.

A new general registration of the voters of Ward 26 was held this year, as provided by the act of annexation, and a generous opportunity was afforded to the citizens of that ward to register as voters. 2,707 voters availed themselves of this opportunity. As our report of the preceding year shows, there were 3,053 voters entitled to vote that year at the city election in said ward. There still remains a considerable number of persons who have the qualifications as voters in said ward who have neglected to register.

MEMBERSHIP OF THE BOARD.

The term of Edward A. McLaughlin, Esq., expired March 31, 1912. Hon. John B. Martin was appointed

as his successor for the term of four years ending March 31, 1916, and was approved by the Civil Service Commission. He assumed the duties of his office May 1, 1912.

John M. Minton, Esq., was designated by the Mayor as chairman of the Board of Election Commissioners and member of the Listing Board.

ESTIMATE FOR THE ENSUING YEAR.

In a communication to his Honor the Mayor we submitted our expenses as estimated for the ensuing year, giving an itemized statement for the same, which showed that the amount of \$152,365 would be necessary.

EXPENSES OF THE DEPARTMENT.

Salaries, commissioners:		
John M. Minton	\$4,000 00	
Melancthon W. Burlen	3,500 00	
Alpheus Sanford	3,500 00	
John B. Martin, from May 1	2,725 00	
Edward A. McLaughlin, to April 30,	775 00	
	<hr/>	\$14,500 00
Assistant registrars	\$47,738 98	
Election officers	44,180 00	
	<hr/>	91,918 98
Printing voting lists, ballots for elections, nomination papers, office blanks, etc.	\$22,992 11	
Postage	680 67	
	<hr/>	23,672 78
Repairing and fitting up polling places, including schoolhouses	\$7,702 84	
Transportation of booths	2,763 11	
	<hr/>	10,465 95
Carriage hire for primaries and elections	\$4,284 90	
Car and ferry fares	77 40	
	<hr/>	4,362 30
Janitors for polling places and registration places	\$3,007 50	
Lighting booths while on streets	2,183 00	
	<hr/>	5,190 50
Rent of storehouse and lots for booths and land for locations of polling places, primaries and elections		2,890 10
Stationery and books		1,701 37
Advertising		1,524 16
	<hr/>	
<i>Carried forward</i>		\$156,226 14

<i>Brought forward</i>	\$156,226 14
Carting furniture, ballot boards and posting sample ballots, posters and locations of polling places	1,493 75
Refreshments for employees, police officers and hackmen, primaries and elections	1,021 40
Fuel, light and supplies	384 77
Telephones	234 86
Repairs of and equipment for ballot boxes	75 00
Constables' services	50 40
Messenger service	41 75
 Total	 <u>\$159,528 07</u>

The increase in the expenditures of the Election Department from \$138,826.65 of the preceding year to \$159,528.07 in the current year is due to the expense of conducting the presidential primary, held in each precinct of the city, and a special primary and election for Representative to the General Court in the Eighteenth Suffolk District, both of which cost at least \$17,000; the increase in the number of precincts from 206 to 221, and a new general registration in Ward 26.

ELECTION STATISTICS.

The following pages show in tabulated form the number of persons listed, the number of registered male and female voters, the vote cast at the special primary and election in the Eighteenth Suffolk Representative District, at the presidential primary, the state primary, the state and city elections. We have also included in this report the votes cast at the special primary and election in the Third Suffolk Representative District, because the election was held to fill a vacancy caused by the death of a member who was elected at the preceding state election.

INVENTORY.

An inventory of the property of the department will be found on the last page.

Respectfully submitted,

JOHN M. MINTON,
MELANCTHON W. BURLIN,
ALPHEUS SANFORD,
JOHN B. MARTIN,

Board of Election Commissioners.

TABULATED STATEMENT OF THE NUMBER
OF LISTED MALE RESIDENTS, REGIS-
TERED MALE AND FEMALE VOTERS AND
PERSONS WHO VOTED IN EACH VOTING
PRECINCT, TOGETHER WITH THE NUM-
BER OF VOTES CAST FOR EACH CANDI-
DATE AT THE

SPECIAL PRIMARY . . . APRIL 23, 1912.
PRESIDENTIAL PRIMARY, APRIL 30, 1912.
SPECIAL ELECTION . . . MAY 7, 1912.
STATE PRIMARY . . . SEPTEMBER 24, 1912.
STATE ELECTION . . . NOVEMBER 5, 1912.
CITY ELECTION . . . JANUARY 14, 1913.
SPECIAL PRIMARY . . . JANUARY 28, 1913.
SPECIAL ELECTION . . . FEBRUARY 11, 1913.

Male Residents, April 1, 1912, as Returned by Listing Board, April 18, 1912.

ARDS.	PRECINCTS.																Total
	1.	2.	3.	4.	5.	6.	7.	8.	9.	10.	11.	12.	13.	14.	15.	16.	
.....	585	631	867	911	969	1,160	1,254	1,306	917	8,600
.....	915	703	780	849	755	710	1,669	987	7,300
.....	637	689	671	729	779	550	4,050
.....	609	652	801	590	578	676	3,900
.....	794	799	627	454	739	670	4,080
.....	1,492	1,744	1,626	1,784	1,967	808	1,809	1,329	12,550
.....	719	1,100	1,413	1,208	1,063	854	6,350
.....	1,500	2,241	1,417	2,017	1,667	1,700	10,540
.....	1,754	1,457	1,327	1,247	1,487	1,186	775	9,230
.....	837	788	905	889	728	1,125	1,318	1,558	1,518	9,660
.....	1,173	1,285	1,135	777	414	362	500	473	1,238	7,350
.....	1,472	1,115	949	1,463	1,221	1,476	1,102	8,790
.....	881	758	831	829	920	786	813	732	6,550
.....	981	890	567	727	986	778	847	1,092	6,860
.....	575	862	765	626	663	697	1,012	721	5,920
.....	655	1,114	1,405	1,218	1,085	936	1,335	7,740
.....	847	605	735	1,061	688	598	925	1,292	811	7,560
.....	990	1,090	1,150	1,353	1,034	1,324	6,940
.....	1,231	682	998	921	758	940	927	1,077	1,037	8,570
.....	1,079	1,084	1,214	1,002	1,272	1,080	1,097	1,068	1,125	1,114	1,114	1,079	1,038	1,035	1,451	1,124	17,976
.....	861	772	784	792	890	755	845	818	680	742	996	531	9,460
.....	1,287	1,240	800	1,429	1,232	857	851	1,150	8,840
.....	592	1,003	1,161	873	786	348	801	485	677	523	467	546	638	661	9,560
.....	823	960	1,042	838	840	713	841	1,524	1,400	1,085	865	1,122	12,050
.....	756	852	799	1,198	861	906	965	768	757	794	8,656
.....	718	534	741	669	866	551	850	4,929
Total.....																	214,172

Supplementary Police Listing, 1912.

WARDS.	PRECINCTS.																Totals.
	1.	2.	3.	4.	5.	6.	7.	8.	9.	10.	11.	12.	13.	14.	15.	16.	
1.....	5	6	6	2	7	4	5	5	5								45
2.....	5	4	16	2	4	2	9	12									54
3.....	5	9	9	12	7	7											49
4.....	4	5	12	3	8	6											38
5.....	4	6	4	6	4	7											31
6.....	3	10	8	11	26	15	7	3									83
7.....	9	11	16	10	8	6											60
8.....	6	14	15	14	8	14											71
9.....	18	27	12	24	33	25	14										153
10.....	6	7	10	7	4	17	32	10	25								118
11.....	18	6	10	25	9	6	11	12	12								109
12.....	28	19	7	14	10	15	11										104
13.....	7	3	10	7	12	4	8	2									53
14.....	4	3	1	1	4	4	5	3									25
15.....	2	1	7	11	4	9	7	6									47
16.....	1	10	7	2	7	5	7										39
17.....		6	4	4	4	4	7	11	4								44
18.....	5	8	3	8	11	16											51
19.....	9	7	5	14	6	19	8	8	9								85
20.....	6	6	10	7	7	2	3	3	7	6	5	14	11	6	20	2	115
21.....	3	6	4	1		9	5	5	5	3	5	2					48
22.....	3	7	11	8	8	4	5	3									49
23.....	1	4	3	5	2	3	1	4	1	2	1	2	1	1			31
24.....	4	4	7	2	3	3	1	7	6	5	2	1					45
25.....	4	4	1	3	6	22	2	5	3	7							57
26.....	5	1	4	7	3	7	5										32
Total.....																	1,636

Male Residents, April 1, 1912 (Including Supplementary List), as Returned by Listing Board.

RDS.	PRECINCTS.																Totals.
	1.	2.	3.	4.	5.	6.	7.	8.	9.	10.	11.	12.	13.	14.	15.	16.	
...	590	637	873	913	976	1,164	1,259	1,311	922	8,645
...	920	707	796	851	759	712	1,678	999	7,422
...	642	698	680	741	786	557	4,104
...	613	657	813	593	586	682	3,944
...	798	805	631	460	743	677	4,114
...	1,495	1,754	1,634	1,795	1,993	823	1,816	1,332	12,642
...	728	1,111	1,429	1,218	1,071	860	6,417
...	1,506	2,255	1,432	2,031	1,675	1,714	10,613
...	1,772	1,484	1,339	1,271	1,520	1,211	789	9,386
...	843	795	915	896	732	1,142	1,350	1,568	1,543	9,784
...	1,191	1,291	1,145	802	423	368	511	485	1,250	7,466
...	1,500	1,134	956	1,477	1,231	1,491	1,113	8,902
...	888	761	841	836	932	790	821	734	6,603
...	985	893	568	728	990	782	852	1,095	6,893
...	577	863	772	637	667	706	1,019	727	5,968
...	656	1,124	1,412	1,220	1,092	941	1,342	7,787
...	847	611	739	1,065	692	602	932	1,303	815	7,606
...	995	1,098	1,153	1,361	1,045	1,340	6,992
...	1,240	689	1,003	935	764	959	935	1,085	1,046	8,656
...	1,085	1,090	1,224	1,009	1,279	1,082	1,100	1,071	1,132	1,120	1,119	1,093	1,049	1,041	1,471	1,126	18,091
...	864	778	788	793	890	764	850	823	685	745	1,001	533	9,514
...	1,290	1,247	811	1,437	1,240	861	856	1,153	8,895
...	593	1,007	1,164	878	788	351	802	489	678	525	468	548	639	662	9,592
...	827	964	1,049	840	843	716	842	1,531	1,406	1,090	867	1,123	12,098
...	760	856	800	1,201	867	928	967	773	760	801	8,713
...	723	535	745	676	869	558	855	4,961
Total.....																	215,808

VOTES CAST AT
SPECIAL PRIMARY,
APRIL 23, 1912.

**Votes Cast at Democratic Special State Primary, April 23, 1912.
FOR REPRESENTATIVE IN GENERAL COURT.**

WARD 18.	PRECINCTS.						Totals.
	1.	2.	3.	4.	5.	6.	
Edward J. Barrett.....	33	54	13	11	13	8	132
Michael F. O'Brien.....	64	37	18	77	190	166	552
Thomas E. Raftery.....	96	20	15	45	99	116	391
Ballots cast.....	194	111	46	135	303	292	1,081

**Votes Cast at Democratic-Progressive Special State Primary,
April 23, 1912.**

FOR REPRESENTATIVE IN GENERAL COURT.

WARD 18.	PRECINCTS.						Totals.
	1.	2.	3.	4.	5.	6.	
Thomas E. Raftery.....			1				1
Ballots cast.....			2				2

Votes Cast at Republican Special State Primary, April 23, 1912.

FOR REPRESENTATIVE IN GENERAL COURT.

WARD 18.	PRECINCTS.						Totals.
	1.	2.	3.	4.	5.	6.	
Charles H. Seales.....	4	17	7	4	1	3	36
Thomas E. Raftery.....	1					1	2
Clarence H. Robinson.....					1		1
Ballots cast.....	5	17	8	4	3	6	43

Registered Male Voters, Presidential Primary, 1912.

WARDS.	PRECINCTS.																Totals.
	1.	2.	3.	4.	5.	6.	7.	8.	9.	10.	11.	12.	13.	14.	15.	16.	
1.....	348	377	601	567	565	532	707	863	545								5,105
2.....	375	264	375	325	316	438	572	434									3,099
3.....	445	479	485	511	540	370											2,830
4.....	419	369	461	368	320	260											2,197
5.....	425	540	330	258	407	324											2,284
6.....	157	295	321	291	367	336	363	206									2,336
7.....	120	239	415	335	334	214											1,657
8.....	520	647	653	682	454	580											3,536
9.....	494	560	293	503	535	470	383										3,238
10.....	266	305	307	302	267	356	731	709	679								3,922
11.....	487	319	480	491	320	227	332	356	736								3,748
12.....	648	527	394	631	508	606	549										3,863
13.....	353	302	247	369	396	307	403	401									2,778
14.....	564	502	428	519	624	503	570	672									4,382
15.....	280	526	490	411	517	505	645	467									3,841
16.....	383	681	934	715	667	640	720										4,740
17.....	360	401	432	683	417	324	519	703	508								4,347
18.....	517	480	548	634	573	718											3,470
19.....	692	395	573	548	390	567	696	718	557								5,136
20.....	669	784	825	671	762	684	818	833	738	860	689	707	670	764	668	764	11,906
21.....	554	471	497	528	556	497	553	561	507	447	598	348					6,117
22.....	890	704	473	833	707	622	555	671									5,455
23.....	408	669	449	862	1,038	1,010	802	728	437								6,403
24.....	486	511	654	589	607	478	611	919	778	700	621	696					7,650
25.....	810	633	760	437	635	1,015	729										5,039
26.....																	3,053
Total.....																	112,132

**Number of Members of Each Political Party Enrolled in Each
Voting Precinct.**

(AS BY CHECK LISTS USED AT PRESIDENTIAL PRIMARY,
1912.)

WARD 1.			WARD 4.		
	Democratic.	Republican.		Democratic.	Republican.
Precinct 1.....	87	128	Precinct 1.....	206	26
" 2.....	56	163	" 2.....	123	39
" 3.....	115	282	" 3.....	183	45
" 4.....	139	215	" 4.....	163	23
" 5.....	214	115	" 5.....	144	10
" 6.....	260	37	" 6.....	77	27
" 7.....	291	110			
" 8.....	384	138	Totals.....	896	170
" 9.....	189	132			
Totals.....	1,735	1,320			
WARD 2.			WARD 5.		
Precinct 1.....	229	31	Precinct 1.....	142	63
" 2.....	176	13	" 2.....	269	59
" 3.....	240	29	" 3.....	156	7
" 4.....	208	27	" 4.....	92	44
" 5.....	211	19	" 5.....	220	25
" 6.....	231	66	" 6.....	157	24
" 7.....	420	25	Totals.....	1,036	222
" 8.....	269	28			
Totals.....	1,984	238			
WARD 3.			WARD 6.		
Precinct 1.....	167	88	Precinct 1.....	102	13
" 2.....	254	29	" 2.....	117	67
" 3.....	286	44	" 3.....	176	29
" 4.....	323	12	" 4.....	158	23
" 5.....	310	26	" 5.....	161	51
" 6.....	261	12	" 6.....	80	94
Totals.....	1,601	211	" 7.....	186	40
			" 8.....	116	32
			Totals.....	1,096	349

Number of Members of Each Political Party Enrolled in Each Voting Precinct.
(AS BY CHECK LISTS USED AT PRESIDENTIAL PRIMARY, 1912.)

WARD 7.			WARD 10.		
	Democratic.	Republican.		Democratic.	Republican.
Precinct 1.....	38	27	Precinct 1.....	94	44
" 2.....	87	34	" 2.....	51	108
" 3.....	202	39	" 3.....	44	114
" 4.....	154	54	" 4.....	31	116
" 5.....	227	8	" 5.....	17	130
" 6.....	170	7	" 6.....	30	166
Totals.....	878	169	" 7.....	44	419
			" 8.....	78	330
			" 9.....	48	300
			Totals.....	437	1,727
WARD 8.			WARD 11.		
	Democratic.	Republican.		Democratic.	Republican.
Precinct 1.....	284	22	Precinct 1.....	62	208
" 2.....	254	45	" 2.....	64	84
" 3.....	190	156	" 3.....	102	184
" 4.....	309	66	" 4.....	66	281
" 5.....	238	41	" 5.....	31	232
" 6.....	285	45	" 6.....	15	162
Totals.....	1,560	375	" 7.....	19	209
			" 8.....	23	254
			" 9.....	49	444
			Totals.....	431	2,058
WARD 9.			WARD 12.		
	Democratic.	Republican.		Democratic.	Republican.
Precinct 1.....	305	39	Precinct 1.....	100	263
" 2.....	361	30	" 2.....	54	250
" 3.....	227	7	" 3.....	149	98
" 4.....	333	22	" 4.....	166	197
" 5.....	217	89	" 5.....	102	159
" 6.....	207	112	" 6.....	318	80
" 7.....	244	25	" 7.....	331	44
Totals.....	1,894	324	Totals.....	1,220	1,091

Number of Members of Each Political Party Enrolled in Each Voting Precinct.

(AS BY CHECK LISTS USED AT PRESIDENTIAL PRIMARY, 1912.)

WARD 13.			WARD 16.		
	Democratic.	Republican.		Democratic.	Republican.
Precinct 1.....	234	11	Precinct 1.....	166	41
" 2.....	213	5	" 2.....	333	56
" 3.....	147	14	" 3.....	473	85
" 4.....	263	11	" 4.....	190	164
" 5.....	266	19	" 5.....	198	132
" 6.....	220	12	" 6.....	115	229
" 7.....	287	22	" 7.....	278	106
" 8.....	262	18			
Totals.....	1,892	112	Totals.....	1,753	813
WARD 14.			WARD 17.		
Precinct 1.....	340	40	Precinct 1.....	230	24
" 2.....	378	15	" 2.....	297	10
" 3.....	251	37	" 3.....	179	102
" 4.....	248	74	" 4.....	312	148
" 5.....	268	98	" 5.....	279	20
" 6.....	205	98	" 6.....	239	9
" 7.....	304	83	" 7.....	401	15
" 8.....	317	101	" 8.....	488	42
			" 9.....	292	61
Totals.....	2,311	546	Totals.....	2,717	431
WARD 15.			WARD 18.		
Precinct 1.....	159	17	Precinct 1.....	270	86
" 2.....	384	6	" 2.....	165	130
" 3.....	299	20	" 3.....	93	190
" 4.....	239	26	" 4.....	202	126
" 5.....	347	42	" 5.....	410	75
" 6.....	246	69	" 6.....	393	50
" 7.....	310	82			
" 8.....	267	52	Totals.....	1,533	657
Totals.....	2,251	314			

Number of Members of Each Political Party Enrolled in Each Voting Precinct.

(AS BY CHECK LISTS USED AT PRESIDENTIAL PRIMARY, 1912.)

WARD 19.			WARD 21.		
	Democratic.	Republican.		Democratic.	Republican.
Precinct 1.....	379	94	Precinct 1.....	124	194
" 2.....	245	26	" 2.....	131	101
" 3.....	423	25	" 3.....	114	145
" 4.....	392	16	" 4.....	93	218
" 5.....	185	58	" 5.....	114	207
" 6.....	254	87	" 6.....	72	242
" 7.....	494	21	" 7.....	123	195
" 8.....	458	53	" 8.....	75	248
" 9.....	287	71	" 9.....	87	219
Totals.....	3,117	451	" 10.....	81	163
			" 11.....	91	223
			" 12.....	91	100
			Totals.....	1,196	2,255
WARD 20.			WARD 22.		
	Democratic.	Republican.		Democratic.	Republican.
Precinct 1.....	203	169	Precinct 1.....	235	282
" 2.....	206	195	" 2.....	296	104
" 3.....	228	197	" 3.....	213	29
" 4.....	195	188	" 4.....	147	260
" 5.....	328	74	" 5.....	192	172
" 6.....	147	136	" 6.....	73	271
" 7.....	163	300	" 7.....	96	228
" 8.....	105	510	" 8.....	214	113
" 9.....	128	261	Totals.....	1,466	1,459
" 10.....	118	352			
" 11.....	127	239			
" 12.....	128	243			
" 13.....	140	176			
" 14.....	281	144			
" 15.....	128	199			
" 16.....	195	227			
Totals.....	2,820	3,610			

**Number of Members of Each Political Party Enrolled in Each
Voting Precinct.**
(AS BY CHECK LISTS USED AT PRESIDENTIAL PRIMARY,
1912.)

WARD 23.			WARD 25.		
	Democratic.	Republican.		Democratic.	Republican.
Precinct 1.....	108	190	Precinct 1.....	178	206
" 2.....	357	83	" 2.....	55	288
" 3.....	254	29	" 3.....	53	349
" 4.....	305	139	" 4.....	140	43
" 5.....	243	250	" 5.....	174	140
" 6.....	140	372	" 6.....	150	311
" 7.....	99	408	" 7.....	220	189
" 8.....	85	385			
" 9.....	114	81	Totals.....	970	1,526
Totals.....	1,705	1,937	Ward 26.....	339	1,029
			Grand totals.....	40,461	26,040
WARD 24.					
	Democratic.	Republican.			
Precinct 1.....	166	96			
" 2.....	158	100			
" 3.....	135	221			
" 4.....	117	220			
" 5.....	107	285			
" 6.....	148	187			
" 7.....	97	246			
" 8.....	167	331			
" 9.....	121	240			
" 10.....	124	288			
" 11.....	135	230			
" 12.....	148	202			
Totals.....	1,623	2,646			

DEMOCRATIC VOTES CAST AT
PRESIDENTIAL PRIMARY ELECTION,
APRIL 30, 1912.

**Democratic Votes Cast at Presidential Primary, April 30, 1912.
FOR DISTRICT DELEGATES, NINTH DISTRICT.**

	WARDS.										Totals.
	1.	2.	3.	4.	5.	6.	7.	8.	9.	12.	
Joseph A. Maynard.....	598	611	610	337	472	346	229	948	480	196	4,827
Michael J. Brophy.....	629	695	601	334	470	343	225	917	464	187	4,865

TENTH DISTRICT.

	WARDS.							Totals.
	13.	14.	15.	16.	17.	20.	24.	
Andrew R. Kelley.....	575	773	737	698	854	1,283	652	5,572
Jeremiah J. McNamara.....	627	863	777	706	861	1,318	668	5,820

ELEVENTH DISTRICT.

	WARDS.									Totals.
	10.	11.	12.	18.	19.	21.	22.	23.	25.	
GROUP 1.										
William H. Sullivan.....	125	105	97	329	827	247	249	214	193	2,386
GROUP 2.										
John T. Kennedy.....	167	195	145	379	617	486	420	467	316	3,192
William M. McMorrow.....	113	132	127	365	464	374	427	641	252	2,895

TWELFTH DISTRICT.

	Ward 26.	Totals.
Daniel J. Daley.....	187	187
Richard Olney, 2d.....	175	175




l Primary, April 30, 1912.

T LARGE.

WARDS.														Totals.
13.	14.	15.	16.	17.	18.	19.	20.	21.	22.	23.	24.	25.	26.	
316	435	467	439	559	297	564	846	322	310	397	376	233	122	8,678
195	320	278	261	345	178	394	461	203	236	238	249	149	66	5,934
494	680	639	611	661	452	856	1,116	494	519	579	573	421	167	13,443
507	709	678	632	727	486	942	1,156	496	557	597	621	443	184	14,250
435	618	539	534	570	402	754	952	425	465	505	503	373	151	11,981
405	576	522	524	570	391	712	900	408	444	503	504	343	140	11,530
477	658	603	597	669	454	847	1,047	461	501	569	562	407	164	13,266
363	532	506	489	536	394	683	861	423	423	471	452	337	133	11,371
490	722	693	645	745	501	867	1,248	532	526	605	613	438	183	14,472
67	122	132	95	122	57	107	236	107	82	106	103	73	25	2,275
77	128	138	133	203	95	163	274	110	114	119	133	67	35	2,621
138	180	215	210	346	190	236	416	162	150	172	203	95	62	3,920
83	116	120	95	159	76	151	216	97	89	80	110	68	33	2,179
233	371	380	355	435	272	545	724	294	260	317	338	252	97	7,789
163	258	277	278	273	202	383	553	219	199	194	248	153	42	6,254

**Democratic Votes Cast at Presidenti
FOR DELEGATES**

	1.	2.	3.	4.	5.	6.	7.	8.	9.	10.	11.	12.
GROUP 1.												
Frank J. Donahue.....	314	278	306	183	239	350	127	141	533	140	135	2
GROUP 2.												
E. Gerry Brown.....	227	229	205	143	155	91	93	700	212	99	59	1
GROUP 3.												
John W. Coughlin.....	521	549	598	305	457	499	200	928	429	157	152	3
John F. Fitzgerald.....	555	566	671	347	475	533	221	927	485	179	160	4
William P. Hayes.....	460	494	544	278	409	471	176	905	369	141	150	3
Charles J. Martell.....	456	484	546	252	388	472	162	889	348	145	126	3
Humphrey O'Sullivan.....	520	541	601	299	461	474	198	899	557	161	148	3
Charles B. Strecker.....	449	469	503	241	374	466	165	923	592	132	132	3
David I. Walsh.....	562	566	619	325	488	495	210	937	649	199	186	4
GROUP 4.												
Henry F. Burt.....	60	74	109	55	63	44	42	57	104	66	100	
GROUP 5.												
Henry T. Schaefer.....	85	64	81	52	59	37	42	55	123	68	81	
GROUP 6.												
George Fred Williams.....	137	108	130	86	91	57	67	70	151	73	66	
GROUP 7.												
John P. Sweeney.....	65	60	72	56	59	43	35	26	103	51	50	
GROUP 8.												
James H. Vahey.....	263	258	343	191	264	139	160	105	680	138	96	
GROUP 9.												
John A. Keliher.....	210	208	302	170	260	176	162	94	765	112	105	



iti

GA

==

|

|

|

|

|

|

|

|

|

|

|

|

|

|

|

|

|

|

|

|

|

|

|

|

|

|

|

|

|

|

|

|

|

|

|

|

|

|

|

|

|

|

|

|

|

|

|

|

|

|

|

|

|

|

|

|

|

|

|

|

|

|

|

|

|

|

|

|

|

|

|

|

|

|

|

|

|

|

Primary, April 30, 1912.

RES AT LARGE.

WARDS.														Totals.	
13.	14.	15.	16.	17.	18.	19.	20.	21.	22.	23.	24.	25.	26.		
7	137	167	164	225	267	143	285	427	161	169	186	219	95	70	3,945
2	158	229	244	270	376	183	361	540	233	229	311	248	134	60	5,467
7	332	498	461	458	538	335	600	882	366	386	437	465	278	129	9,842
2	348	499	485	467	531	346	603	935	374	382	454	488	292	136	10,033
1	366	511	507	489	533	336	648	935	375	396	462	485	296	142	10,196
2	310	473	446	410	448	284	549	797	339	341	407	365	272	118	8,961
2	348	495	497	467	545	343	638	932	377	396	465	493	301	138	10,141
3	341	485	466	432	498	303	587	858	355	363	436	457	278	124	9,496
9	341	483	473	436	514	312	603	883	362	369	437	444	283	127	9,615
8	351	510	498	436	536	309	622	862	344	378	430	440	277	136	9,862
5	103	115	117	127	147	84	159	264	96	89	112	114	100	38	2,504

**Democratic Votes Cast at Presidential
FOR ALTERNATE DELEGATE**

	1.	2.	3.	4.	5.	6.	7.	8.	9.	10.	11.
GROUP 1.											
James M. Folan.....	144	133	93	88	114	73	62	83	163	78	82
GROUP 2.											
Joseph J. Leonard.....	176	144	163	115	154	74	131	114	416	114	98
GROUP 3.											
Andrew A. Badaracco.....	360	340	458	239	350	348	152	573	314	156	130
Charles F. Campbell.....	362	346	461	240	335	315	159	568	318	162	135
Peter J. Flaherty.....	369	341	489	247	354	314	153	565	314	155	133
James M. Folan.....	306	318	456	214	300	298	152	545	294	149	118
Daniel H. Maguire.....	372	344	485	241	352	314	150	559	309	163	135
Luke J. Minahan.....	337	329	467	228	323	303	149	548	292	146	128
Daniel M. O'Brien.....	338	331	463	236	335	307	154	551	280	149	125
Joseph F. O'Connell.....	360	348	486	240	342	326	146	562	337	159	139
GROUP 4.											
John P. Kane.....	88	82	90	56	73	37	41	50	120	67	60



Democratic Votes Cast at Presidential Primary, April 30, 1912.
FOR ALTERNATE DISTRICT DELEGATES, NINTH DISTRICT.

	WARDS.										Totals.
	1.	2.	3.	4.	5.	6.	7.	8.	9.	12.	
John J. Mahoney.....	470	447	582	314	403	239	183	424	401	149	3,612
Grenville S. MacFarland....	448	430	524	274	370	234	171	414	368	142	3,375

TENTH DISTRICT.

	WARDS.							Totals.
	13.	14.	15.	16.	17.	20.	24.	
H. Murray Pakulski.....	175	217	235	252	329	574	285	2,067
Lewis R. Sullivan.....						12		12

ELEVENTH DISTRICT.

	WARDS.									Totals.
	10.	11.	12.	18.	19.	21.	22.	23.	25.	
Patrick McManus.....	165	173	130	369	730	418	444	493	337	3,259
John F. Shea.....	163	170	136	355	680	429	439	479	320	3,171

TWELFTH DISTRICT.

	Ward 26.	Totals.
Harold Williams, Jr.....	145	145
James S. Cannon.....	151	151

Democratic Votes Cast at Presidential Primary, April 30, 1912.

PREFERENCE FOR PRESIDENT.


	Totals for City.
Champ Clark.....	14,295
Woodrow Wilson.....	5,802
All others.....	277
	<hr/>
Total.....	20,374

PREFERENCE FOR VICE-PRESIDENT.

	Totals for City.
John F. Fitzgerald.....	1,383
Eugene N. Foss.....	1,305
Champ Clark.....	89
Woodrow Wilson.....	76
James M. Curley.....	46
David I. Walsh.....	28
All others.....	779
	<hr/>
Total.....	3,706

Number of Democratic Ballots Cast at Presidential Primary, 1912.

WARDS.	PRECINCTS.																Totals.
	1.	2.	3.	4.	5.	6.	7.	8.	9.	10.	11.	12.	13.	14.	15.	16.	
1.....	41	38	85	79	120	128	146	172	90	899
2.....	105	78	124	110	86	124	203	126	956
3.....	116	151	198	210	206	148	1,029
4.....	144	87	126	103	81	42	583
5.....	107	207	104	71	161	106	756
6.....	73	70	120	100	104	56	140	81	744
7.....	24	35	113	72	97	86	427
8.....	218	186	145	239	180	215	1,183
9.....	175	200	143	231	109	133	170	1,161
10.....	67	40	33	20	15	24	28	57	41	325
11.....	44	40	82	55	27	14	19	21	45	347
12.....	57	30	87	90	50	167	192	673
13.....	117	87	65	115	120	95	125	123	847
14.....	153	178	133	146	143	110	143	170	1,176
15.....	75	151	115	105	197	121	178	152	1,094
16.....	96	185	273	111	144	77	168	1,054
17.....	123	146	99	192	139	128	215	250	166	1,458
18.....	152	88	54	117	210	216	837
19.....	177	99	194	175	84	134	260	216	127	1,466
20.....	130	141	155	134	179	109	121	75	85	84	96	90	87	183	96	139	1,904
21.....	86	86	72	65	79	47	85	44	60	62	68	60	818
22.....	149	160	120	102	98	47	60	138	874
23.....	68	198	114	194	125	79	66	58	56	958
24.....	75	79	88	75	72	96	71	109	87	88	95	86	1,021
25.....	79	41	45	101	128	111	138	643
26.....	261
Total.....																	23,494



REPUBLICAN VOTES CAST AT
PRESIDENTIAL PRIMARY ELECTION,
APRIL 30, 1912.

Republican Votes Cast at Presidential Primary, April 30, 1912.
DISTRICT DELEGATES, NINTH DISTRICT.

	WARDS.										Totals.
	1.	2.	3.	4.	5.	6.	7.	8.	9.	12.	
GROUP 1.											
Benjamin F. Campbell.....	502	88	71	83	86	105	76	144	138	54	1,347
Edgar F. Power.....	473	88	69	84	85	100	73	135	135	54	1,296
GROUP 2.											
Alfred Tewksbury.....	504	86	99	61	102	139	80	154	122	44	1,391
Loyal L. Jenkins.....	518	87	99	61	100	138	78	154	121	44	1,400

TENTH DISTRICT.

	WARDS.							Totals.
	13.	14.	15.	16.	17.	20.	24.	
GROUP 1.								
H. Clifford Gallagher.....	45	283	138	326	202	1,513	1,017	3,524
Guy A. Ham.....	46	277	141	325	203	1,512	952	3,456
GROUP 2.								
Ernest L. Miller.....	35	189	121	349	160	1,538	1,007	3,399
William B. Willeutt.....	35	190	116	347	163	1,523	1,039	3,413
GROUP 3.								
Donald C. Macdonald.....	2	5	5	20	6	21	113	172

ELEVENTH DISTRICT.

	WARDS.									Totals.
	10.	11.	12.	18.	19.	21.	22.	23.	25.	
GROUP 1.										
Grafton D. Cushing.....	835	1,359	350	183	191	1,009	610	863	768	6,168
W. Prentiss Parker.....	828	1,341	351	172	192	995	598	828	762	6,067
GROUP 2.										
Daniel W. Lane.....	718	466	403	336	210	791	599	861	602	4,986
Jacob H. Mock.....	709	452	396	318	206	780	619	857	593	4,930

ider

S A

97

87

37

31

30

34

30

31

17

30

16

23

8

10

10

1

17


Primary, April 30, 1912.


ARGE.

WARDS.														Totals.
13.	14.	15.	16.	17.	18.	19.	20.	21.	22.	23.	24.	25.	26.	
40	206	130	370	183	365	214	1,635	814	609	879	1,173	629	505	10,916
41	206	129	372	184	360	215	1,637	817	603	873	1,165	628	504	10,887
39	206	127	370	184	351	214	1,619	811	598	868	1,155	623	504	10,793
40	205	127	368	182	356	213	1,627	810	603	870	1,165	625	502	10,818
38	205	126	366	183	349	216	1,620	808	594	868	1,159	620	500	10,762
40	205	128	367	184	350	214	1,623	811	599	872	1,160	626	502	10,800
39	206	127	366	183	348	214	1,621	810	598	867	1,161	623	500	10,780
38	206	127	360	182	349	215	1,620	811	582	869	1,163	627	500	10,758
4	11	11	8	6	21	26	91	92	193	78	47	25	16	826
29	251	128	319	171	159	161	1,344	870	523	718	875	693	331	9,991
32	254	128	321	173	154	165	1,345	863	526	718	864	691	328	9,972
30	251	125	319	168	142	162	1,335	856	518	712	871	689	329	9,886
29	252	124	316	171	140	164	1,319	855	515	710	855	689	326	9,831
29	251	126	316	171	141	162	1,321	854	518	711	860	687	325	9,842
29	251	125	317	168	136	163	1,321	852	515	711	859	688	326	9,826
29	250	120	314	166	139	159	1,308	849	504	700	842	684	325	9,715
28	243	116	311	162	133	146	1,274	801	457	665	821	665	315	9,377

Republican Votes Cast at President
DELEGATES A

	1.	2.	3.	4.	5.	6.	7.	8.	9.	10.	11.
GROUP 1.											
Charles S. Baxter.....	530	105	104	67	107	153	77	170	139	740	497
George W. Coleman.....	526	103	105	66	107	152	77	172	139	743	487
Frederick Fosdick.....	524	105	103	66	105	151	76	168	138	732	487
Albert Bushnell Hart.....	520	102	103	66	105	147	76	167	139	735	491
Octave A. La Rivière.....	517	104	105	66	105	152	76	165	139	731	480
James P. Magenis.....	522	103	102	66	105	149	76	171	138	730	484
Arthur L. Nason.....	519	104	103	66	106	152	78	168	139	732	480
Alvin G. Weeks.....	516	105	103	66	106	147	77	166	137	733	481
GROUP 2.											
Frank Seiberlich.....	36	7	4	7	8	12	4	6	12	27	37
GROUP 3.											
Winthrop Murray Crane.....	404	67	62	75	78	81	61	119	119	768	1,230
John L. Bates.....	408	68	63	77	75	77	59	118	120	764	1,226
Lucius Tuttle.....	399	67	62	76	75	74	59	115	116	757	1,223
John W. Weeks.....	392	65	63	75	74	76	57	113	116	759	1,218
Samuel B. Capen.....	396	64	62	75	74	77	58	114	115	756	1,220
Samuel J. Elder.....	395	63	63	74	73	78	58	115	112	758	1,220
James F. Cavanagh.....	388	61	61	72	74	74	57	114	113	748	1,211
Edmond Coté.....	369	64	60	71	70	71	54	106	109	741	1,187





Primary, April 30, 1912.

ES AT LARGE.

WARDS.														Totals.
13.	14.	15.	16.	17.	18.	19.	20.	21.	22.	23.	24.	25.	26.	
47	285	149	380	215	192	197	1,529	1,015	597	840	1,049	757	390	11,548
44	284	146	379	208	178	192	1,507	1,008	583	828	1,040	747	380	11,367
44	284	147	380	208	178	192	1,512	1,003	591	833	1,038	746	384	11,385
45	283	146	376	207	179	194	1,508	1,002	583	832	1,029	746	381	11,349
44	285	147	377	208	182	191	1,514	1,010	584	837	1,038	747	382	11,410
44	285	148	380	211	179	194	1,515	1,008	593	839	1,047	751	384	11,436
44	284	146	379	209	191	192	1,514	1,000	586	831	1,032	749	381	11,392
43	285	146	372	209	179	192	1,508	1,003	585	828	1,031	747	379	11,341
33	191	127	349	166	337	205	1,546	782	591	863	1,087	598	488	10,327
35	190	124	342	163	335	207	1,535	770	577	855	1,074	593	482	10,225
33	189	124	344	162	334	205	1,522	768	576	852	1,072	588	484	10,175
34	190	123	339	164	337	203	1,530	769	580	857	1,074	590	483	10,188
34	190	123	343	164	329	205	1,529	775	575	856	1,076	589	488	10,181
34	189	122	346	162	332	202	1,538	771	577	854	1,076	592	484	10,202
34	190	123	343	161	331	202	1,530	773	574	856	1,076	587	483	10,175
34	190	125	344	165	334	204	1,534	770	574	856	1,074	592	484	10,211

Republican Votes Cast at President
ALTERNATE DELEGATE

	1.	2.	3.	4.	5.	6.	7.	8.	9.	10.	11.	12.
GROUP 1.												
John D. Long.....	467	86	82	84	86	114	80	149	140	856	1,347	418
Benjamin H. Anthony.....	462	83	83	82	84	108	75	149	133	845	1,332	407
Frank Vogel.....	456	83	81	81	85	110	77	149	134	844	1,336	409
Joseph Monette.....	458	86	81	82	85	111	75	148	133	844	1,329	400
Charles H. Innes.....	460	84	81	82	87	111	77	150	135	853	1,334	410
Walter Ballantyne.....	457	84	81	82	86	112	77	148	137	847	1,336	411
Isaac L. Roberts.....	459	84	81	83	84	110	77	150	135	850	1,332	409
Ernest G. Adams.....	454	83	81	83	85	109	76	148	135	847	1,329	409
GROUP 2.												
Charles L. Burrill.....	485	94	98	64	102	139	70	155	125	714	476	445
Thomas F. Doherty.....	483	96	99	65	102	139	69	150	123	709	468	440
Richard R. Flynn.....	478	92	98	63	102	136	69	148	125	706	465	440
John Larrabee.....	479	92	98	62	100	135	71	148	126	708	467	429
John G. Maxfield.....	476	91	96	62	100	135	69	148	123	706	461	438
Max Mitchell.....	480	92	96	62	101	136	68	155	123	706	466	438
Cassius A. Ward.....	477	91	96	63	101	136	70	149	122	709	462	436
Russell A. Wood.....	480	95	97	62	100	140	72	151	123	704	468	436



Republican Votes Cast at Presidential Primary, April 30, 1912.

DISTRICT DELEGATES, TWELFTH DISTRICT.

	WARD 26.	Totals.
GROUP 1.		
J. Stearns Cushing.....	385	385
George L. Barnes.....	381	381
GROUP 2.		
Frank A. Morrill.....	484	484
James W. French.....	477	477

ALTERNATE DISTRICT DELEGATES, NINTH DISTRICT.

	WARDS.											Totals.
	1.	2.	3.	4.	5.	6.	7.	8.	9.	12.		
GROUP 1.												
Daniel T. Callahan.....	484	91	94	66	99	138	71	147	116	43		1,349
Saverio R. Romano.....	472	88	91	61	96	149	69	143	114	43		1,326
GROUP 2.												
Edward M. Heustis.....	418	75	70	74	85	100	68	122	119	53		1,184
Virgilio Lombardi.....	408	74	68	73	82	111	68	123	116	53		1,176

TENTH DISTRICT.

	WARDS.								Totals.	
	13.	14.	15.	16.	17.	20.	24.			
GROUP 1.										
Frank B. Crane.....		33	189	113	347	166	1,499	1,013		3,361
William E. Hingston.....		32	188	111	341	163	1,476	984		3,295
GROUP 2.										
Lee M. Friedman.....		38	253	121	340	175	1,356	895		3,178
Arthur P. Russell.....		39	253	126	348	174	1,353	910		3,203

Republican Votes Cast at Presidential Primary, April 30, 1912.
ALTERNATE DISTRICT DELEGATES, ELEVENTH DISTRICT.

	WARDS.										Totals.
	10.	11.	12.	18.	19.	21.	22.	23.	25.		
GROUP 1.											
Samuel Davis.....	680	462	391	317	198	772	582	863	587		4,852
Benjamin C. Lane.....	672	462	382	310	200	761	583	864	578		4,812
GROUP 2.											
Martin Hays.....	778	1,282	323	173	182	956	574	807	745		5,820
Charles H. Diggs.....	766	1,271	321	199	179	945	571	802	725		5,779

TWELFTH DISTRICT.

	WARD 26.	Totals.
GROUP 1.		
Louis E. Flye.....	370	370
Wendell Williams.....	369	369
GROUP 2.		
C. Edson Abbott.....	470	470
Franklin T. Miller.....	468	468

Republican Votes Cast at Presidential Primary, April 30, 1912.

PREFERENCE FOR PRESIDENT.

	Totals for City.
Robert M. LaFollette.....	250
Theodore Roosevelt.....	10,651
William Howard Taft.....	11,161
All others.....	24
	<hr/>
Total.....	22,086

PREFERENCE FOR VICE-PRESIDENT.

	Totals for City.
Robert M. LaFollette.....	327
James S. Sherman.....	170
John L. Bates.....	161
Eugene N. Foss.....	142
Charles E. Hughes.....	92
Curtis Guild.....	86
W. Murray Crane.....	76
Albert J. Beveridge.....	75
Theodore Roosevelt.....	70
William Howard Taft.....	61
John D. Long.....	59
Henry Cabot Lodge.....	50
Charles H. Innes.....	43
Thomas W. Lawson.....	36
John F. Fitzgerald.....	28
Robert P. Bass.....	28
All others.....	387
	<hr/>
Total.....	1,891

Number of Republican Ballots Cast at Presidential Primary, 1912.

WARDS.	PRECINCTS.																Totals.
	1.	2.	3.	4.	5.	6.	7.	8.	9.	10.	1.	12.	13.	14.	15.	16.	
1.....	109	137	226	190	103	29	79	98	108	1,079
2.....	29	13	24	20	18	60	19	27	210
3.....	80	27	42	9	24	10	192
4.....	25	38	43	22	8	24	160
5.....	57	57	7	44	20	23	208
6.....	12	57	26	23	43	90	37	24	312
7.....	24	34	39	56	6	8	167
8.....	19	39	144	65	38	43	348
9.....	39	30	8	23	80	102	14	296
10.....	37	99	96	106	114	147	381	303	362	1,645
11.....	180	74	171	268	206	153	198	227	407	1,884
12.....	232	214	90	157	136	75	38	942
13.....	11	4	13	11	16	10	17	15	97
14.....	35	14	36	70	88	87	84	97	511
15.....	15	6	20	25	39	62	78	46	291
16.....	38	50	76	154	124	234	103	779
17.....	19	9	92	141	18	10	15	38	59	401
18.....	82	121	171	124	28	96	622
19.....	85	23	23	15	52	85	20	48	70	421
20.....	153	180	185	182	66	127	276	381	248	322	226	231	167	128	183	206	3,261
21.....	155	89	115	191	166	202	161	234	178	141	201	85	1,918
22.....	250	88	26	240	139	242	204	105	1,294
23.....	170	79	23	133	220	333	382	366	69	1,775
24.....	76	90	197	195	242	162	213	287	210	251	199	172	2,294
25.....	196	273	342	39	133	299	183	1,465
26.....	918
Total.....																	23,490

VOTES CAST AT
SPECIAL ELECTION,
MAY 7, 1912.

Votes Cast at Special State Election, May 7, 1912.
FOR REPRESENTATIVE IN GENERAL COURT. (To Fill
Vacancy.)

WARD 18.	PRECINCTS.						Totals.
	1.	2.	3.	4.	5.	6.	
Michael F. O'Brien.....	85	54	24	66	160	193	582
Charles H. Seales.....	10	21	17	15	13	8	84
All others.....	2	4	6
Votes cast.....	97	75	41	81	177	201	672
Blanks.....	2	2	3	2	9
Ballots cast.....	99	77	41	81	180	203	681

Registered Male Voters on First Printed List, June 1, 1912.

WARDS.	PRECINCTS.																Totals.
	1.	2.	3.	4.	5.	6.	7.	8.	9.	10.	11.	12.	13.	14.	15.	16.	
1.....	314	350	536	541	505	461	668	774	514								4,663
2.....	336	229	328	286	279	408	501	364									2,731
3.....	422	439	446	452	475	335											2,569
4.....	383	331	409	333	277	234											1,967
5.....	398	482	282	248	348	291											2,049
6.....	135	255	273	224	287	256	284	193									1,907
7.....	96	205	331	250	248	166											1,296
8.....	447	519	548	613	376	487											2,990
9.....	415	447	253	431	414	399	318										2,677
10.....	213	254	231	247	208	301	596	623	573								3,246
11.....	427	283	403	417	295	207	294	326	691								3,343
12.....	498	412	329	514	389	500	470										3,112
13.....	310	269	196	327	345	264	362	361									2,434
14.....	501	466	381	475	593	456	525	608									4,005
15.....	248	456	430	375	472	468	595	440									3,484
16.....	355	635	866	655	610	586	614										4,321
17.....	288	343	375	650	362	284	474	649	476								3,901
18.....	478	409	457	540	506	624											3,014
19.....	632	344	551	486	352	471	650	660	523								4,669
20.....	631	746	812	644	728	661	795	782	683	801	630	684	611	729	625	743	11,305
21.....	488	442	460	484	482	471	501	546	477	403	579	330					5,663
22.....	826	648	406	797	643	603	500	607									5,030
23.....	400	625	535	578	440	250	504	358	436	389	386	386	437	462			6,186
24.....	443	484	645	581	572	448	578	965	779	666	617	669					7,447
25.....	401	448	458	423	521	503	529	472	514	455							4,724
Total.....																	98,733

Registered Male Voters, State Primary, 1912.

WARDS.	PRECINCTS.																Totals.
	1.	2.	3.	4.	5.	6.	7.	8.	9.	10.	11.	12.	13.	14.	15.	16.	
1.....	327	366	560	562	536	490	710	809	560	4,920
2.....	361	248	367	308	298	436	543	409	2,970
3.....	436	458	469	483	495	352	2,693
4.....	399	352	446	361	298	251	2,107
5.....	422	496	301	259	364	317	2,159
6.....	147	281	304	248	335	286	322	213	2,136
7.....	106	232	386	300	276	183	1,483
8.....	491	605	608	705	404	564	3,377
9.....	496	534	311	521	495	470	362	3,189
10.....	226	274	265	267	223	342	665	654	634	3,550
11.....	465	315	433	456	306	215	308	339	727	3,564
12.....	594	467	364	592	433	576	541	3,567
13.....	331	290	229	369	381	301	394	386	2,681
14.....	522	489	397	491	617	475	547	648	4,186
15.....	272	483	457	401	487	484	628	457	3,669
16.....	372	673	896	683	642	615	646	4,527
17.....	309	365	399	691	382	296	509	702	505	4,158
18.....	512	425	478	581	562	681	3,239
19.....	682	372	579	522	382	523	693	685	549	4,987
20.....	664	774	856	676	781	689	825	798	708	825	651	705	630	768	675	769	11,794
21.....	529	468	489	509	512	507	520	568	496	420	608	350	5,976
22.....	855	673	427	832	676	622	521	650	5,256
23.....	417	668	574	616	468	264	525	370	455	399	397	405	449	473	6,480
24.....	472	507	668	610	590	458	594	1,011	812	691	636	714	7,763
25.....	423	476	480	459	553	547	558	495	532	482	5,005
26.....	284	305	410	362	261	336	291	2,249
Total.....																	107,685

**Number of Members of Each Political Party Enrolled in Each
Voting Precinct.**

(AS BY CHECK LISTS USED AT STATE PRIMARY, 1912.)

WARD 1.				WARD 4.			
	Democratic.	Republican.	Socialist.		Democratic.	Republican.	Socialist.
Precinct 1.....	108	127	1	Precinct 1.....	291	24
" 2.....	76	165	1	" 2.....	190	44
" 3.....	139	271	1	" 3.....	290	45
" 4.....	181	215	" 4.....	263	23
" 5.....	273	123	" 5.....	240	9
" 6.....	311	38	3	" 6.....	146	29
" 7.....	365	116				
" 8.....	449	144	1	Totals.....	1,420	174
" 9.....	268	133				
Totals.....	2,170	1,332	7				
WARD 2.				WARD 5.			
	Democratic.	Republican.	Socialist.		Democratic.	Republican.	Socialist.
Precinct 1.....	253	33	Precinct 1.....	223	66	1
" 2.....	181	18	" 2.....	335	58
" 3.....	281	31	" 3.....	221	7
" 4.....	239	29	" 4.....	140	40
" 5.....	226	24	" 5.....	281	21
" 6.....	274	77	1	" 6.....	218	27
" 7.....	432	26				
" 8.....	297	24	1	Totals.....	1,418	219	1
Totals.....	2,183	262	2				
WARD 3.				WARD 6.			
	Democratic.	Republican.	Socialist.		Democratic.	Republican.	Socialist.
Precinct 1.....	226	91	Precinct 1.....	116	11
" 2.....	310	28	" 2.....	140	68
" 3.....	328	45	1	" 3.....	223	26
" 4.....	388	12	" 4.....	191	20
" 5.....	354	25	3	" 5.....	209	46
" 6.....	289	10	" 6.....	94	96
				" 7.....	211	42
Totals.....	1,895	211	4	" 8.....	136	39
				Totals.....	1,320	348

Number of Members of Each Political Party Enrolled in Each Voting Precinct.

(AS BY CHECK LISTS USED AT STATE PRIMARY, 1912.)

WARD 7.				WARD 10.			
	Democratic.	Republican.	Socialist.		Democratic.	Republican.	Socialist.
Precinct 1.....	54	29	Precinct 1.....	119	38	1
" 2.....	127	37	" 2.....	71	99
" 3.....	248	43	2	" 3.....	53	109
" 4.....	171	55	1	" 4.....	41	112	3
" 5.....	218	9	" 5.....	24	117
" 6.....	153	9	" 6.....	38	139
Totals.....	971	182	3	" 7.....	70	396	1
				" 8.....	93	316
				" 9.....	67	377
				Totals.....	576	1,703	5
WARD 8.				WARD 11.			
	Democratic.	Republican.	Socialist.		Democratic.	Republican.	Socialist.
Precinct 1.....	324	20	Precinct 1.....	84	195	1
" 2.....	349	39	2	" 2.....	88	80	5
" 3.....	236	155	" 3.....	127	175	1
" 4.....	370	60	2	" 4.....	67	265	3
" 5.....	265	42	1	" 5.....	36	212
" 6.....	361	49	1	" 6.....	16	158
Totals.....	1,905	365	6	" 7.....	21	202
				" 8.....	22	249	1
				" 9.....	77	429
				Totals.....	538	1,965	11
WARD 9.				WARD 12.			
	Democratic.	Republican.	Socialist.		Democratic.	Republican.	Socialist.
Precinct 1.....	340	49	2	Precinct 1.....	147	254	1
" 2.....	400	27	2	" 2.....	78	231	2
" 3.....	267	4	2	" 3.....	168	87
" 4.....	406	25	1	" 4.....	202	187
" 5.....	253	86	" 5.....	108	162	1
" 6.....	246	101	1	" 6.....	353	75
" 7.....	290	15	1	" 7.....	403	40
Totals.....	2,202	307	9	Totals.....	1,459	1,036	4

**Number of Members of Each Political Party Enrolled in Each
Voting Precinct.**

(AS BY CHECK LISTS USED AT STATE PRIMARY, 1912.)

WARD 13.				WARD 16.			
	Democratic.	Republican.	Socialist.		Democratic.	Republican.	Socialist.
Precinct 1.....	257	12	Precinct 1.....	218	38
" 2.....	235	3	" 2.....	420	55
" 3.....	169	11	1	" 3.....	574	75	2
" 4.....	309	11	" 4.....	265	171
" 5.....	306	23	" 5.....	270	125	1
" 6.....	256	14	" 6.....	165	255
" 7.....	299	23	" 7.....	359	99	3
" 8.....	295	18	Totals.....	2,271	818	6
Totals.....	2,126	115	1				
WARD 14.				WARD 17.			
Precinct 1.....	380	36	Precinct 1.....	200	18
" 2.....	414	14	" 2.....	297	12
" 3.....	276	40	2	" 3.....	194	98	2
" 4.....	294	70	4	" 4.....	367	157
" 5.....	334	106	1	" 5.....	286	24
" 6.....	247	97	" 6.....	241	9	1
" 7.....	358	90	" 7.....	419	15	1
" 8.....	371	108	" 8.....	544	41
Totals.....	2,674	561	7	" 9.....	325	56
				Totals.....	2,873	430	4
WARD 15.				WARD 18.			
Precinct 1.....	194	17	1	Precinct 1.....	309	76	1
" 2.....	403	4	2	" 2.....	173	121
" 3.....	335	27	" 3.....	104	197	2
" 4.....	278	29	" 4.....	222	120	1
" 5.....	388	42	1	" 5.....	451	24	2
" 6.....	288	70	1	" 6.....	432	95	1
" 7.....	375	84	1	Totals.....	1,691	633	7
" 8.....	298	69				
Totals.....	2,559	342	6				

**Number of Members of Each Political Party Enrolled in Each
Voting Precinct.**

(AS BY CHECK LISTS USED AT STATE PRIMARY, 1912.)

WARD 19.				WARD 21.			
	Democratic.	Republican.	Socialist.		Democratic.	Republican.	Socialist.
Precinct 1.....	450	99	1	Precinct 1.....	162	199
“ 2.....	278	26	1	“ 2.....	193	110
“ 3.....	477	31	1	“ 3.....	191	137
“ 4.....	436	16	“ 4.....	137	226
“ 5.....	230	63	2	“ 5.....	147	197
“ 6.....	312	90	6	“ 6.....	104	255
“ 7.....	569	18	“ 7.....	169	178	1
“ 8.....	509	56	“ 8.....	125	272	2
“ 9.....	342	72	5	“ 9.....	118	211	1
Totals.....	3,603	471	16	“ 10.....	110	164
				“ 11.....	140	234
				“ 12.....	134	103
				Totals.....	1,730	2,286	4
WARD 20.				WARD 22.			
	Democratic.	Republican.	Socialist.		Democratic.	Republican.	Socialist.
Precinct 1.....	297	178	Precinct 1.....	309	287	1
“ 2.....	327	192	“ 2.....	385	106	1
“ 3.....	354	199	“ 3.....	270	30
“ 4.....	280	198	“ 4.....	225	271	3
“ 5.....	468	80	“ 5.....	268	172	1
“ 6.....	276	148	1	“ 6.....	121	283	2
“ 7.....	215	325	“ 7.....	132	222	3
“ 8.....	134	425	1	“ 8.....	310	119	4
“ 9.....	179	263	1	Totals.....	2,020	1,490	15
“ 10.....	167	340	2				
“ 11.....	173	250	1				
“ 12.....	176	271	1				
“ 13.....	210	171				
“ 14.....	392	151				
“ 15.....	246	211	4				
“ 16.....	290	232				
Totals.....	4,184	3,634	11				

Number of Members of Each Political Party Enrolled in Each Voting Precinct.

(AS BY CHECK LISTS USED AT STATE PRIMARY, 1912.)

WARD 23.				WARD 25.			
	Democratic.	Republican.	Socialist.		Democratic.	Republican.	Socialist.
Precinct 1.....	135	174	Precinct 1.....	123	143	1
" 2.....	442	86	" 2.....	72	249	1
" 3.....	340	61	3	" 3.....	176	153	1
" 4.....	340	104	2	" 4.....	237	52
" 5.....	265	60	1	" 5.....	68	303
" 6.....	64	98	" 6.....	218	162	3
" 7.....	125	160	4	" 7.....	121	170
" 8.....	59	199	" 8.....	223	111	1
" 9.....	158	95	" 9.....	186	164
" 10.....	61	223	1	" 10.....	132	196
" 11.....	81	199	Totals.....	1,556	1,703	7
" 12.....	67	210	2	WARD 26.			
" 13.....	104	180	1	Precinct 1.....	57	46	3
" 14.....	102	196	3	" 2.....	48	96	3
Totals.....	2,343	2,045	17	" 3.....	96	91	3
WARD 24.				" 4.....	47	123	1
Precinct 1.....	240	90	" 5.....	138	18
" 2.....	253	93	1	" 6.....	100	57
" 3.....	218	224	" 7.....	108	44	2
" 4.....	191	226	Totals.....	594	475	12
" 5.....	163	286	Grand totals, 50,746 25,855 168			
" 6.....	178	192				
" 7.....	146	257	1				
" 8.....	260	367				
" 9.....	203	260	1				
" 10.....	180	293	2				
" 11.....	202	255				
" 12.....	231	205	1				
Totals.....	2,465	2,748	6				

DEMOCRATIC VOTES CAST AT
STATE PRIMARY,
SEPTEMBER 24, 1912.

Democratic Votes Cast at State Primary, 1912.
FOR GOVERNOR.

WARD 1.	EUGENE N. FOSS.	JOSEPH C. PELLETIER.	All Others.	WARD 4.	EUGENE N. FOSS.	JOSEPH C. PELLETIER.	All Others.
Precinct 1.....	41	42	Precinct 1.....	144	106
" 2.....	48	21	" 2.....	118	58
" 3.....	79	38	1	" 3.....	154	106
" 4.....	100	39	" 4.....	128	108
" 5.....	158	78	" 5.....	97	120
" 6.....	160	105	" 6.....	74	58
" 7.....	218	107	Totals.....	715	556
" 8.....	229	140	WARD 5.			
" 9.....	142	85	Precinct 1.....	131	73
Totals.....	1,175	655	1	" 2.....	215	84
WARD 2.				" 3.....	114	82
Precinct 1.....	148	62	" 4.....	65	56
" 2.....	90	45	" 5.....	131	118
" 3.....	162	68	" 6.....	112	89
" 4.....	139	54	Totals.....	768	502
" 5.....	132	55	WARD 6.			
" 6.....	167	73	Precinct 1.....	76	12
" 7.....	271	86	" 2.....	72	49
" 8.....	148	111	" 3.....	121	64
Totals.....	1,257	554	" 4.....	80	81
WARD 3.				" 5.....	103	66
Precinct 1.....	137	63	" 6.....	60	9	1
" 2.....	167	107	" 7.....	107	67
" 3.....	200	91	" 8.....	82	31
" 4.....	226	118	Totals.....	701	379	1
" 5.....	216	87				
" 6.....	179	80				
Totals.....	1,125	546				

Democratic Votes Cast at State Primary, 1912.
FOR GOVERNOR.

WARD 7.			WARD 10.			
	EUGENE N. FOSS.	JOSEPH C. PELLETER.		EUGENE N. FOSS.	JOSEPH C. PELLETER.	All Others.
Precinct 1.....	34	15	Precinct 1.....	56	37
" 2.....	63	46	" 2.....	30	28
" 3.....	123	84	" 3.....	18	24
" 4.....	72	73	" 4.....	18	12
" 5.....	96	90	" 5.....	15	4
" 6.....	61	61	" 6.....	17	8
Totals.....	449	369	" 7.....	33	25
			" 8.....	37	27
			" 9.....	33	14
			Totals.....	257	179
WARD 8.			WARD 11.			
	EUGENE N. FOSS.	JOSEPH C. PELLETER.		EUGENE N. FOSS.	JOSEPH C. PELLETER.	All Others.
Precinct 1.....	237	27	Precinct 1.....	43	28
" 2.....	278	29	" 2.....	36	34
" 3.....	169	30	" 3.....	57	40
" 4.....	296	85	" 4.....	26	19	1
" 5.....	173	62	" 5.....	18	4
" 6.....	249	59	" 6.....	9	3
Totals.....	1,402	292	" 7.....	10	4
			" 8.....	6	3
			" 9.....	34	16
			Totals.....	239	151	1
WARD 9.			WARD 12.			
	EUGENE N. FOSS.	JOSEPH C. PELLETER.		EUGENE N. FOSS.	JOSEPH C. PELLETER.	All Others.
Precinct 1.....	84	197	Precinct 1.....	61	58
" 2.....	113	225	" 2.....	51	19
" 3.....	81	152	" 3.....	82	53
" 4.....	131	236	" 4.....	101	87
" 5.....	97	114	" 5.....	56	36
" 6.....	90	112	" 6.....	150	154
" 7.....	111	124	" 7.....	209	143
Totals.....	707	1,160	Totals.....	710	550

Democratic Votes Cast at State Primary, 1912.
FOR GOVERNOR.

WARD 13.	EUGENE N. FOSS.	JOSEPH C. PELLETIER.	All Others.	WARD 16.	EUGENE N. FOSS.	JOSEPH C. PELLETIER.
Precinct 1.....	121	102	Precinct 1.....	108	99
" 2.....	120	77	" 2.....	201	156
" 3.....	93	58	1	" 3.....	326	191
" 4.....	147	122	" 4.....	108	98
" 5.....	148	121	" 5.....	108	123
" 6.....	130	97	" 6.....	83	56
" 7.....	172	105	" 7.....	111	196
" 8.....	162	91	Totals.....	1,045	919
Totals.....	1,093	773	1			
WARD 14.				WARD 17.		
Precinct 1.....	161	160	Precinct 1.....	48	103
" 2.....	220	145	" 2.....	96	155
" 3.....	165	73	" 3.....	67	87
" 4.....	147	90	" 4.....	109	188
" 5.....	165	121	" 5.....	84	146
" 6.....	116	87	" 6.....	79	117
" 7.....	179	120	" 7.....	129	236
" 8.....	185	128	" 8.....	152	286
Totals.....	1,338	924	" 9.....	106	155
				Totals.....	870	1,473
WARD 15.				WARD 18.		
Precinct 1.....	97	70	Precinct 1.....	138	122
" 2.....	173	173	" 2.....	76	65
" 3.....	175	104	" 3.....	42	34
" 4.....	131	110	" 4.....	85	86
" 5.....	209	155	" 5.....	166	227
" 6.....	139	97	" 6.....	210	161
" 7.....	163	151	Totals.....	717	695
" 8.....	137	122			
Totals.....	1,224	982			

Democratic Votes Cast at State Primary, 1912.
FOR GOVERNOR.

WARD 19.				WARD 21.			
	EUGENE N. FOSS.	JOSEPH C. PELLETIER.	All Others.		EUGENE N. FOSS.	JOSEPH C. PELLETIER.	All Others.
Precinct 1.....	229	163	Precinct 1.....	64	70
" 2.....	149	99	" 2.....	91	70
" 3.....	256	148	" 3.....	87	76
" 4.....	227	147	" 4.....	62	49
" 5.....	130	76	1	" 5.....	76	45
" 6.....	144	128	" 6.....	51	36
" 7.....	301	198	" 7.....	71	72
" 8.....	273	173	" 8.....	52	58
" 9.....	153	127	" 9.....	57	47
Totals.....	1,862	1,259	1	" 10.....	48	38
				" 11.....	59	40	1
				" 12.....	56	60
				Totals.....	774	661	1
WARD 20.				WARD 22.			
	EUGENE N. FOSS.	JOSEPH C. PELLETIER.	All Others.		EUGENE N. FOSS.	JOSEPH C. PELLETIER.	All Others.
Precinct 1.....	138	119	Precinct 1.....	163	90
" 2.....	165	111	" 2.....	212	131
" 3.....	159	139	" 3.....	137	98
" 4.....	143	104	" 4.....	115	78
" 5.....	184	233	" 5.....	156	84
" 6.....	144	113	" 6.....	74	24
" 7.....	114	64	" 7.....	83	34
" 8.....	69	35	" 8.....	181	106
" 9.....	64	80	Totals.....	1,121	645
" 10.....	80	63				
" 11.....	70	79				
" 12.....	75	59				
" 13.....	78	104				
" 14.....	205	147				
" 15.....	64	159				
" 16.....	144	104				
Totals.....	1,896	1,713				

Democratic Votes Cast at State Primary, 1912.
FOR GOVERNOR.

WARD 23.	EUGENE N. FOSS.	JOSEPH C. PELLETIER.	WARD 25.	EUGENE N. FOSS.	JOSEPH C. PELLETIER.	All Others.
Precinct 1.....	88	27	Precinct 1.....	54	49
" 2.....	290	116	" 2.....	33	30
" 3.....	219	84	" 3.....	74	84
" 4.....	212	95	" 4.....	113	102
" 5.....	164	78	" 5.....	41	17
" 6.....	39	18	" 6.....	97	98
" 7.....	64	45	" 7.....	50	54
" 8.....	40	12	" 8.....	102	95
" 9.....	92	38	" 9.....	80	89
" 10.....	35	16	" 10.....	61	49
" 11.....	53	21	Totals.....	705	667
" 12.....	53	11	WARD 26.			
" 13.....	54	36	Precinct 1.....	31	26
" 14.....	43	27	" 2.....	32	15
Totals.....	1,446	624	" 3.....	48	46
WARD 24.			" 4.....	31	14
Precinct 1.....	100	109	" 5.....	92	41
" 2.....	87	141	" 6.....	72	27
" 3.....	104	90	" 7.....	58	45
" 4.....	71	108	Totals.....	364	214
" 5.....	73	79	Grand totals,	25,045	18,540	6
" 6.....	81	72				
" 7.....	85	48				
" 8.....	122	108				
" 9.....	101	64				
" 10.....	72	82				
" 11.....	95	84				
" 12.....	94	113				
Totals.....	1,085	1,098				

Democratic Votes Cast at State Primary, 1912.

FOR LIEUTENANT GOVERNOR.

FOR SECRETARY.

WARDS.	FOR LIEUTENANT GOVERNOR.			FOR SECRETARY.	
	EDWARD P. BARRY.	DAVID I. WALSH.	All Others.	WARDS.	FRANK J. DONAHUE.
1.....	352	1,379	1.....	1,406
2.....	375	1,286	2.....	1,295
3.....	289	1,312	3.....	1,374
4.....	295	886	4.....	926
5.....	317	877	5.....	966
6.....	235	653	6.....	566
7.....	191	478	7.....	624
8.....	158	1,433	8.....	1,251
9.....	503	1,165	9.....	1,296
10.....	100	312	10.....	353
11.....	68	224	1	11.....	290
12.....	221	991	12.....	963
13.....	574	1,206	13.....	1,453
14.....	725	1,476	14.....	1,760
15.....	929	1,199	15.....	1,712
16.....	559	1,311	16.....	1,590
17.....	450	1,768	17.....	1,782
18.....	308	1,002	18.....	1,081
19.....	550	2,432	19.....	2,463
20.....	725	2,621	20.....	2,915
21.....	283	1,087	21.....	1,160
22.....	298	1,387	1	22.....	1,410
23.....	294	1,666	23.....	1,711
24.....	515	1,545	24.....	1,765
25.....	260	1,041	25.....	1,080
26.....	85	469	26.....	470
Totals.....	9,659	31,276	2	Total.....	33,662

Democratic Votes Cast at State Primary, 1912.

FOR TREASURER.			FOR AUDITOR.			FOR ATTORNEY GENERAL.		
WARDS.	JOSEPH L. P. ST. COEUR.	All Others.	WARDS.	JAMES F. CARENS.	All Others.	WARDS.	GEORGE W. ANDERSON.	All Others.
1.....	1,297	...	1.....	1,253	...	1.....	1,290	...
2.....	1,197	...	2.....	1,180	...	2.....	1,188	...
3.....	1,248	...	3.....	1,242	...	3.....	1,265	...
4.....	797	...	4.....	848	...	4.....	860	...
5.....	894	...	5.....	879	...	5.....	889	...
6.....	481	...	6.....	476	...	6.....	494	...
7.....	559	...	7.....	542	...	7.....	562	...
8.....	1,165	...	8.....	1,157	...	8.....	1,185	...
9.....	1,162	...	9.....	1,147	...	9.....	1,122	...
10.....	331	...	10.....	327	...	10.....	335	...
11.....	268	...	11.....	266	...	11.....	282	...
12.....	880	...	12.....	861	...	12.....	895	...
13.....	1,369	...	13.....	1,347	...	13.....	1,341	...
14.....	1,641	...	14.....	1,580	...	14.....	1,619	1
15.....	1,558	...	15.....	1,539	...	15.....	1,541	...
16.....	1,457	...	16.....	1,436	...	16.....	1,445	...
17.....	1,604	...	17.....	1,540	...	17.....	1,587	...
18.....	951	...	18.....	948	...	18.....	950	...
19.....	2,210	...	19.....	2,155	...	19.....	2,174	...
20.....	2,711	...	20.....	2,637	...	20.....	2,667	...
21.....	1,071	...	21.....	1,045	1	21.....	1,066	1
22.....	1,313	...	22.....	1,294	1	22.....	1,316	...
23.....	1,553	...	23.....	1,532	...	23.....	1,570	1
24.....	1,628	...	24.....	1,610	...	24.....	1,620	...
25.....	987	...	25.....	979	...	25.....	994	1
26.....	408	1	26.....	410	...	26.....	417	...
Totals.....	30,740	1	Totals.....	30,230	2	Totals.....	30,674	4

Democratic Votes Cast at State Primary, 1912.

FOR REPRESENTATIVES IN CONGRESS.

Tenth District.

WARDS.	WILLIAM F. MURRAY.	JOHN J. WALSH.
1.....	960	722
2.....	933	636
3.....	1,159	388
4.....	842	332
5.....	868	309
6.....	623	230
7.....	454	268
8.....	1,285	220
9.....	830	745
11, Precincts 1 and 2.....	95	37
Totals.....	8,049	3,887

Eleventh District.

WARDS.	PETER A. HOBAN.	TIMOTHY F. MURPHY.	ANDREW J. PETERS.	All Others.
10.....	23	92	274
11, Precincts 3, 4, 5, 6, 7, 8 and 9..	4	41	188
12.....	43	364	713
18.....	49	637	622
19.....	248	1,359	1,358
21.....	58	348	901
22.....	57	783	869
23.....	78	495	1,387	1
Totals.....	560	4,119	6,312	1

Democratic Votes Cast at State Primary, 1912.
FOR REPRESENTATIVES IN CONGRESS.

Twelfth District.

WARDS.	JAMES M. CURLEY.	J. FRANK O'HARE.	All Others.
13	1,249	509
14	1,323	801
15	1,299	762
16	1,420	418	1
17	1,900	295
20	2,505	799
24	1,488	505
Totals	11,184	4,089	1

*Thirteenth District.**

WARD.	DANIEL J. DALEY.	JOHN J. MITCHELL.
25	858	447

*Fourteenth District.**

WARD.	EDWARD GILMORE.	RICHARD OLNEY, 2D.
26	249	241

*The balance of this district is outside of Boston.

Democratic Votes Cast at State Primary, 1912.

FOR COUNCILORS.

*Second District.**

WARDS.	HENRY J. DIXON.	JOHN P. RATTIGAN.
20.....	1,651	1,080
21.....	358	692
23.....	500	955
24.....	814	757
26.....	78	418
Totals.....	3,401	3,902

*Third District.**

WARDS.	EDWARD D. COLLINS.	THEODORE A. GLYNN.	All Others.
2.....	1,062	295
3.....	1,041	328
4.....	732	312
5.....	752	288
6.....	594	98
7.....	508	161
8.....	1,153	142
9.....	863	574
12.....	617	442
13.....	1,324	347
14.....	1,600	444	1
15.....	1,611	425
16.....	1,158	587
17.....	1,077	1,048
18.....	637	544
19.....	1,481	1,137
22.....	793	707
Totals.....	17,003	7,879	1

*The balance of this district is outside of Boston.

Democratic Votes Cast at State Primary, 1912.

FOR COUNCILORS.

*Fourth District.**

WARDS.	WILLIAM H. BARTER.
1.....	1,215
10.....	313
11.....	267
25.....	910
Total.....	2,705

*The balance of this district is outside of Boston.

Democratic Votes Cast at State Primary, 1912.

FOR SENATORS.

*First Suffolk District.**

	Ward 1.	Totals.
Joseph E. Cahill.....	681	681
William J. Ferguson.....	157	157
Edward J. Grainger.....	731	731
All others.....	15	15

*Second Suffolk District.**

	Ward 2.	Ward 3.	Ward 4.	Ward 5.	Totals.
James H. Brennan.....	147	833	364	726	2,070
James I. Green.....	113	376	749	328	1,566
Bernard F. Hanrahan.....	1,368	374	124	164	2,030

*Third Suffolk District.**

	Ward 6.	Ward 7.	Ward 8.	Total.
Philip J. McGonagle.....	683	562	1,233	2,478

Fourth Suffolk District.

	Ward 9.	Ward 12.	Ward 17.	Totals.
Timothy F. Callahan.....	963	582	1,073	2,618
Thomas M. Joyce.....	871	601	1,203	2,675

Fifth Suffolk District.

	Ward 10.	Ward 11.	Ward 25.	Totals.
George H. McDermott.....	170	165	935	1,270
Patrick William Moriarty.....	175	110	210	495

Sixth Suffolk District.

	Ward 13.	Ward 14.	Ward 15.	Ward 16.	Totals.
William P. Hickey.....	767	1,515	1,182	884	4,348
James F. Powers.....	1,054	685	943	912	3,594

Seventh Suffolk District.

	Ward 18.	Ward 19.	Ward 22.	Totals.
James F. Hanley.....	45	156	82	283
James McInerney.....	270	1,469	678	2,417
John J. O'Hare.....	95	357	258	710
James P. Timilty.....	994	1,144	706	2,844

Eighth Suffolk District.

	Ward 20.	Ward 21.	Totals.
Edward W. Burns.....	153	68	221
Robert P. Clarkson.....	610	286	896
James F. Eagan.....	758	105	863
Redmond S. Fitz Gerald.....	1,088	94	1,182
Louis A. Foley.....	477	102	579
James T. Kenney.....	238	680	918
All others.....	1	—	1

Ninth Suffolk District.

	Ward 23.	Ward 24.	Totals.
Francis J. Horgan.....	1,204	1,392	2,596
William M. McMorrow.....	792	629	1,421

*First Norfolk District.**

	Ward 26.	Totals.
Philip P. Coveney.....	450	450
John J. McDevitt.....	84	84

* The balance of this district is outside of Boston.

Democratic Votes Cast at State Primary, 1912.
FOR REPRESENTATIVES IN GENERAL COURT.

First Suffolk District.

[Entitled to Two.]

		Ward 1.
Daniel A. Cosgrove.....	18	
William F. Doyle.....	514	
Daniel N. Generson.....	18	
Thomas J. Giblin.....	802	
Edmund C. Grady.....	533	
William McNabb.....	16	
Thomas A. Niland.....	452	
Theodore L. Sorenson.....	225	
Benjamin F. Sullivan.....	770	

Second Suffolk District.

[Entitled to Two.]

		Ward 2.
Manassah E. Bradley.....	555	
Michael J. Brophy.....	1,009	
John J. Brown.....	148	
John J. Douglass.....	732	
Joseph H. Pendergast.....	574	

Third Suffolk District.

[Entitled to Two.]

		Ward 3.
James J. Brennan.....	799	
Daniel J. Donahue.....	227	
Joseph Farren.....	313	
Cornelius J. Murphy.....	118	
William J. Murray.....	787	
William H. Winnett.....	510	

Fourth Suffolk District.

[Entitled to Three.]

	Ward 4.	Ward 5.	Totals.
John D. Cadogan.....	436	463	899
William E. Carney.....	379	600	979
Patrick B. Carr.....	787	403	1,190
Paul A. Crowley.....	108	280	388
James V. Doherty.....	78	222	300
Cornelius F. Galvin.....	107	279	386
Gerald J. McDonald.....	146	106	252
Michael Francis McGrath.....	601	382	983
Eugene S. Mehagan.....	240	189	429
George J. Nicholson.....	328	92	420
James F. Rea.....	66	144	210

Sixth Suffolk District.

[Entitled to Two.]

		Ward 6.
James J. Bacigalupo.....	528	
Vincent Brogna.....	538	
Martin J. Clougherty.....	128	
Joseph Langone.....	286	
Alfonso Squillacioti.....	423	
All others.....	1	

Seventh Suffolk District.

[Entitled to One.]

		Ward 7.
John L. Donovan.....	511	
Patrick J. Madigan.....	208	
Dominick F. Spellman.....	94	

Democratic Votes Cast at State Primary, 1912.
FOR REPRESENTATIVES IN GENERAL COURT.

Eighth Suffolk District.

[Entitled to Two.]

Ward 8.

Martin M. Lomasney.....	1,307
Robert Robinson.....	1,186
All others.....	1

Ninth Suffolk District.

[Entitled to Two.]

Ward 9.

Joseph Boraks.....	116
Daniel L. Connolly.....	509
John S. Driscoll.....	179
Isaac Gordon.....	664
Henry T. Jeffords.....	20
Joseph Leonard.....	595
Charles H. Mealey.....	492
John F. Sheehan.....	547

Tenth Suffolk District.

[Entitled to Two.]

Ward 10.

John F. Havlin.....	252
Martin F. Quigley.....	275

Eleventh Suffolk District.

[Entitled to Two.]

Ward 11.

Joseph L. Frothingham.....	246
James C. Murphy.....	244
All others.....	2

Twelfth Suffolk District.

[Entitled to Two.]

Ward 12.

John W. Craig.....	454
George T. Daly.....	526
Daniel J. Danahy.....	78
William Lee.....	228
John J. Lordan.....	183
Edward F. McLaughlin.....	639

Thirteenth Suffolk District.

[Entitled to Two.]

Ward 13.

Stephen J. Manning.....	68
Leo F. McCullough.....	1,007
William J. McDonough.....	131
William L. V. Newton.....	483
William J. Sullivan.....	726
James J. Twohig.....	711

Fourteenth Suffolk District.

[Entitled to Two.]

Ward 14.

Thomas J. Casey.....	917
William N. Cronin.....	544
James M. Keyes.....	525
James F. Mulcahy.....	209
John J. Murphy.....	1,056
Robert J. Ware.....	690

Democratic Votes Cast at State Primary, 1912.
FOR REPRESENTATIVES IN GENERAL COURT.

Fifteenth Suffolk District.

	[Entitled to Two.]	Ward 15.
John J. Creed		984
William E. Hickey		763
John J. Lydon		890
Joseph J. O'Mara		337
Michael J. Reidy		754

Sixteenth Suffolk District.

	[Entitled to Two.]	Ward 16.
John J. Cadigan		337
John H. Carr		587
Daniel J. Chapman		749
Edward J. Hughes		295
Thomas A. Jennings		144
John F. McCarthy		636
John D. McGivern		516
Richard P. Morrissey		80

Seventeenth Suffolk District.

	[Entitled to Two.]	Ward 17.
Albert J. Connell		302
William P. Grady		1,071
John J. Leo		158
Michael J. McEttrick		1,154
William P. O'Brien		1,229

Eighteenth Suffolk District.

	[Entitled to Two.]	Ward 18.
Edward Emmet McGrath		690
Patrick Edward Murray, Jr.		648
Thomas E. Raftery		515
John Joseph Waul		594

Nineteenth Suffolk District.

	[Entitled to Two.]	Ward 19.
Timothy J. Ahern		1,763
P. Joseph McManus		1,356
Dennis F. Reardon		822
William H. Sullivan		1,189

Twentieth Suffolk District.

	[Entitled to Three.]	Ward 20.
John A. Anderson		738
Dennis Coholan		611
John J. Cummings		697
Walter J. Dayton		342
Peter J. Donaghue		883
Francis D. Harrigan		349
Dennis A. Horgan		478
Patrick E. Kelleher		241
Joseph M. Kelly		669
John J. Lally		312
John D. Marks		340
Michael J. McDonnell		630
Daniel H. McNeil		187
Charles E. Noble		596
John A. Reagan		467
Lewis R. Sullivan		961

Democratic Votes Cast at State Primary, 1912.
FOR REPRESENTATIVES IN GENERAL COURT.

Twenty-first Suffolk District.

[Entitled to Two.]

	Ward 21.
Jeremiah Brosnahan.....	340
Walter C. Brown.....	149
Edward T. Curley.....	626
William H. Hayes.....	659
William H. Powderly.....	443

Twenty-second Suffolk District.

[Entitled to Two.]

	Ward 22.
James J. Clancy.....	543
James F. Griffin.....	770
Daniel E. Irwin.....	165
James P. Maguire.....	720
David D. McDermott.....	346
William J. Miller.....	469

Twenty-third Suffolk District.

[Entitled to Two.]

	Ward 23.
John J. Conway.....	808
Francis M. Cummings.....	1,079
Fred J. Kneeland.....	300
Henry E. Lawler.....	483
James E. Phelan.....	712
P. Christopher Reardon.....	176
Richard H. Robinson.....	67
Neil J. Wallace.....	80

Twenty-fourth Suffolk District.

[Entitled to Three.]

	Ward 24.
Joseph J. Benson.....	749
John H. Buckley.....	804
William B. Curran.....	519
Cornelius J. Desmond.....	241
Timothy F. Desmond.....	318
Timothy A. Kelliher.....	195
Charles S. Lawler.....	882
Jerome B. Murray.....	317
James H. Nicholson.....	184
William H. O'Brien.....	545
John J. Reilly.....	532
John J. Steele.....	227

Twenty-fifth Suffolk District.

[Entitled to Two.]

	Ward 25.
Thomas F. J. Callahan.....	748
Herbert J. Crowley.....	177
Francis A. McLaughlin.....	280
Thomas C. O'Brien.....	651
Thomas A. O'Connell.....	508

Third Norfolk District.

[Entitled to One.]

	Ward 26.
David W. Murray.....	501
All others.....	3

Democratic Votes Cast at State Primary, 1912.
FOR SHERIFF. (To Fill Vacancy.)

WARDS.	MATTHEW CUMMINGS.	JOHN QUINN, JR.	All Others.
1.....	212	1,404
2.....	148	1,351
3.....	328	1,331
4.....	219	828
5.....	211	875
6.....	92	712
7.....	86	716
8.....	93	1,447
9.....	326	1,309
10.....	76	337
11.....	44	326
12.....	195	967
13.....	337	1,353
14.....	455	1,638
15.....	382	1,703
16.....	301	1,511
17.....	318	1,867
18.....	205	1,054
19.....	562	2,298
20.....	507	2,531
21.....	204	1,145
22.....	313	1,348
23.....	341	1,566	1
24.....	614	1,360
25.....	292	944
26.....	152	381
Totals.....	7,013	32,302	1

**Democratic Votes Cast at State Primary, 1912.
FOR STATE COMMITTEE.**

*First Suffolk District.**

	Ward 1.	Total.
William J. Burns.....	1,158	1,158

*Second Suffolk District.**

	Ward 2.	Ward 3.	Ward 4.	Ward 5.	Totals.
Joseph H. Brennan.....	223	1,134	727	725	2,809
Dennis A. O'Neil.....	1,174	195	133	135	1,637

*Third Suffolk District.**

	Ward 6.	Ward 7.	Ward 8.	Total.
Joseph P. Lomasney.....	531	530	1,339	2,400

Fourth Suffolk District.

	Ward 9.	Ward 12.	Ward 17.	Totals.
Edmond J. Martin.....	984	387	763	2,134
Alexander R. Tolland.....	347	545	752	1,644

Fifth Suffolk District.

	Ward 10.	Ward 11.	Ward 25.	Totals.
John H. Brogie.....	301	247	914	1,462
All others.....	1	—	—	1

Sixth Suffolk District.

	Ward 13.	Ward 14.	Ward 15.	Ward 16.	Totals.
Edward P. Barry.....	1,196	1,546	1,529	1,205	5,476
Winthrop M. Merrill.....	240	203	186	305	934

Seventh Suffolk District.

	Ward 18.	Ward 19.	Ward 22.	Totals.
Michael J. Reddish.....	617	1,466	967	3,050
Edward R. Yendley.....	386	1,036	343	1,765
All others.....	—	—	1	1

Eighth Suffolk District.

	Ward 20.	Ward 21.	Totals.
Andrew R. Kelley.....	2,149	989	3,138
All others.....	3	—	3

Ninth Suffolk District.

	Ward 23.	Ward 24.	Totals.
Patrick J. Brady.....	1,306	757	2,063
Thomas H. Hanlon.....	382	777	1,159

*First Norfolk District.**

	Ward 26.	Totals.
John A. Kiggen.....	432	432
All others.....	1	1

* The balance of this district is outside of Boston.

Democratic Votes Cast at State Primary, 1912.
FOR DELEGATES TO STATE CONVENTION.

Ward 1.

[Entitled to Ten.]

Daniel J. Shechan.....	1,278	Francis A. Murphy.....	1,259
Daniel J. O'Rourke.....	1,267	John A. McGrath.....	1,258
Thomas F. Rice.....	1,275	Charles J. Kane.....	1,259
James W. Mogan.....	1,266	Timothy Keohan.....	1,256
Michael J. Donahue.....	1,262	Jackson J. Silva.....	1,261

Ward 2.

[Entitled to Six.]

Michael H. Fitzgerald.....	1,223	Sam Albert.....	1,160
James E. Toomey.....	1,183	George T. Verry.....	1,177
George J. Park.....	1,166	Giovanni Bellizia.....	1,172

Ward 3.

[Entitled to Seven.]

John J. Mahoney.....	1,097	David Doody.....	1,069
Hugh F. McManamin.....	1,077	John H. Sullivan.....	1,069
Cornelius J. Cadogan.....	1,076	James H. Wilson.....	1,073
William J. O'Brien.....	1,078	All others.....	6

Ward 4.

[Entitled to Five.]

James I. Green.....	3	Luke D. Mullen.....	2
James A. Hatton.....	2	All others, one each.....	22

Ward 5.

[Entitled to Five.]

Michael F. Donovan.....	804	John P. Buckley.....	816
John P. Mahoney.....	790	Joseph M. Sullivan.....	824
John J. Crowley.....	809	All others.....	1

Ward 6.

[Entitled to Five.]

Arthur S. Bornstein.....	480	John Rockett.....	445
Andrew A. Badaracco.....	498	Ernesto Martini.....	484
Stephen Gardella.....	490		

Ward 7.

[Entitled to Four.]

Christopher P. McCaffrey.....	578	John J. Barry.....	566
Charles F. Kimball.....	558	All others.....	1
Daniel McNamara.....	563		

Ward 8.

[Entitled to Nine.]

Joseph P. Lomasney.....	1,276	James H. Butler.....	1,249
Adolphus M. Burroughs.....	1,252	James F. Farley, Jr.....	1,252
Joseph A. Maynard.....	1,254	James A. Bragan.....	1,248
Grenville S. MacFarland.....	1,247	Jacob Rosenberg.....	1,264
Robert E. McGuire.....	1,248		

Democratic Votes Cast at State Primary, 1912.
FOR DELEGATES TO STATE CONVENTION.

Ward 9.

[Entitled to Seven.]

James Donovan.....	1,187	Thomas Herbert.....	1,113
John A. Keliher.....	1,168	Daniel J. Shea.....	1,148
Thomas Uniacke.....	1,115	Joseph Seminara.....	1,131
John J. Barry.....	1,134		

Ward 10.

[Entitled to Four.]

Edward Lienemann.....	263	Jeremiah E. McCarthy.....	281
Daniel J. Horgan.....	254	All others, one each.....	3

Ward 11.

[Entitled to Three.]

Thomas G. Frothingham.....	278	Richard J. Murray.....	289
Patrick Fenelon.....	280		

Ward 12.

[Entitled to Six.]

<i>First Group.</i>		<i>Second Group.</i>	
James J. Lanigan.....	387	John L. Flynn.....	331
Martin F. Donnellon.....	374	Stephen A. Mahoney.....	317
Nicholas Gentleman.....	374	William D. Dillon.....	319
John F. Gillespie.....	379	Patrick J. Fitzgerald.....	297
Patrick W. McNally.....	371	Thomas A. Gibbons.....	303
James P. Brady.....	383	Patrick L. Connor.....	298

Ward 13.

[Entitled to Seven.]

James J. Moynihan.....	1,299	Constantine P. Yurgelun.....	1,253
John F. Shea.....	1,268	John F. Boland.....	1,267
John B. Hutchinson.....	1,267	Jeremiah J. McNamara.....	1,303
John V. Gregory.....	1,269		

Ward 14.

[Entitled to Nine.]

<i>First Group.</i>		<i>Second Group.</i>	
Edward L. Farrell.....	1,148	Hector K. McInnes.....	434
William M. Cole.....	1,130	William F. Dunlap.....	401
Patrick J. Roach.....	1,138	William T. Fleming.....	383
Eugene J. Daley.....	1,126	Thomas F. Murphy.....	407
Thomas F. Splaine.....	1,133	William J. Connors.....	394
James L. Foley.....	1,128	Dennis J. Hallahan.....	385
Charles H. Perry.....	1,117	John J. Toomey.....	395
Jeremiah L. McCarthy.....	1,128	Richard J. Wallace.....	397
Frederick T. Linnehan.....	1,128		

Democratic Votes Cast at State Primary, 1912.
FOR DELEGATES TO STATE CONVENTION.

Ward 15.

[Entitled to Eight.]

John J. Barry.....	1,494	Charles E. Cross.....	1,467
Jeremiah J. McCarthy.....	1,469	Nicholas Fleming.....	1,462
Thomas H. Bagley.....	1,467	John F. Clancy.....	1,479
Richard A. Lane.....	1,472	All others.....	2
Thomas J. Gallagher.....	1,471		

Ward 16.

[Entitled to Nine.]

Thomas P. Higgins.....	1,226	Charles H. White.....	1,213
Joseph H. Bardsley.....	1,215	Hugh J. Quinn.....	1,221
John M. McLaughlin.....	1,215	Francis J. McHugh.....	1,220
Patrick Carroll.....	1,214	James J. Lynch.....	1,228
James H. Murray.....	1,220		

Ward 17.

[Entitled to Ten.]

<i>First Group.</i>		<i>Second Group.</i>	
Edward A. Fallon.....	879	John L. Nolan.....	514
Timothy J. Regan.....	875	William Oakhem.....	507
Bernard W. Marcus.....	871	Thomas F. Hanley.....	502
Herbert A. Kenny.....	869	Patrick J. Joyce.....	505
Harry Rodberg.....	872	Phillip H. Spillane.....	501
Thomas F. Sheehan.....	874	James F. Kelley.....	496
Michael J. Lyons.....	872	James A. Barnes.....	499
Frank A. McAnulty.....	871	Daniel J. Sullivan.....	504
Thomas F. Mahan.....	869	John J. Morley.....	498
Michael B. Kenney.....	872	Garrett H. Keefe, Jr.....	498

Ward 18.

[Entitled to Six.]

Michael F. O'Brien.....	1,001	George F. Carroll.....	977
Henry Pike.....	975	John J. Brady.....	979
Patrick Melia.....	985	All others.....	1
George W. Sweeten.....	981		

Ward 19.

[Entitled to Thirteen.]

<i>First Group.</i>		<i>Second Group.</i>	
Cornelius J. Sullivan.....	385	John F. Egan.....	1,335
Michael H. Cleary.....	351	Cornelius J. Kiley, Jr.....	1,268
Bartholomew W. Kiley.....	312	Francis M. McCourt.....	1,249
John F. Costello.....	341	William A. Downey.....	1,255
George F. Cahill.....	313	Frank J. Long.....	1,242
Robert J. Tegen.....	296	John J. Burns.....	1,253
John Sullivan.....	313	Frederick C. Matthies, Jr.....	1,229
Joseph H. Gately.....	320	Frederick J. Slattery.....	1,241
Joseph E. McCloskey.....	316	John H. Rooney.....	1,250
Frederick J. Sullivan.....	304	John J. Riley.....	1,251
Joseph M. Regan.....	296	James J. O'Brien.....	1,254
		Ralph W. Crossen.....	1,238
		Andrew Ahearne.....	1,249

**Democratic Votes Cast at State Primary, 1912.
FOR DELEGATES TO STATE CONVENTION.**

Ward 20.

[Entitled to Twenty.]

Francis M. Carroll.....	2,442	Lewis R. Sullivan.....	2,428
Francis J. Harrigan.....	2,435	Henry L. Daily.....	2,406
Cornelius F. O'Brien.....	2,422	James J. McGarty.....	2,403
Owen A. Cunningham.....	2,425	James A. McElaney, Jr.....	2,422
Andrew R. Kelley.....	2,423	Peter B. Donahue.....	2,420
Charles J. Ormond.....	2,417	Frank L. Dorsey.....	2,402
Lawrence E. Corbett.....	2,413	Patrick E. Kiley.....	2,403
Herbert E. Love.....	2,408	John D. Marks.....	2,434
James F. Barry.....	2,413	John S. Edwards.....	2,403
Joseph F. Donovan.....	2,415	James M. White.....	2,416

Ward 21.

[Entitled to Nine.]

Joseph H. O'Neil.....	1,061	Francis J. Ward.....	1,047
Hugh Nawn.....	1,051	Robert E. Maguire.....	1,033
John T. Kennedy.....	1,052	David Kananof.....	1,041
James F. Maguire.....	1,038	Frederick Shay.....	1,041
Robert Eager, Jr.....	1,035	All others.....	1

Ward 22.

[Entitled to Ten.]

Lewis R. Cohen.....	1,138	Joseph F. Goode.....	1,157
John J. Needham.....	1,159	James J. McCarty.....	1,168
Daniel E. Noonan.....	1,153	James P. A. Nolan.....	1,156
Thomas P. Greene.....	1,154	Arthur E. Holland.....	1,158
Edward J. Duffy.....	1,145	All others.....	3
James E. Byrne.....	1,142		

Ward 23.

[Entitled to Eleven.]

John F. McDonald.....	1,527	James P. Dwyer.....	1,508
John B. Hoar.....	1,496	John B. McGinty.....	1,493
John J. McNulty.....	1,513	Martin L. Godvin.....	1,496
William E. Reardon.....	1,499	Michael S. Morton.....	1,504
John W. Patterson.....	1,509	Richard E. Cochran.....	1,507
Jeremiah Cronin.....	1,497		

Ward 24.

[Entitled to Eleven.]

John P. Leahy.....	1,578	John J. Scarry.....	1,574
Charles J. Martell.....	1,555	John D. Marr.....	1,565
Charles M. McColgan.....	1,570	John McCloskey.....	1,569
Joseph H. Devenney.....	1,565	George A. Korb.....	1,557
Daniel J. Gallagher.....	1,566	Joseph B. Flanagan.....	1,568
John J. Buckley.....	1,585		

**Democratic Votes Cast at State Primary, 1912.
FOR DELEGATES TO STATE CONVENTION.**

Ward 25.

[Entitled to Eight.]

Martin M. Ivory.....	979	James McManus.....	979
Francis B. McKinney.....	994	Patrick J. Lillis.....	970
Frank Shea.....	972	Patrick Henry Barry.....	979
James E. Murphy.....	975	James Connors.....	974

Ward 26.

[Entitled to Five.]

John A. Kiggen.....	441	James E. Cotter.....	423
David W. Murray.....	449	John Church.....	410
John P. Rattigan.....	432	All others.....	5

**Democratic Votes Cast at State Primary, 1912.
FOR WARD COMMITTEES.**

Ward 1.

[Entitled to Ten.]

<i>First Group.</i>		<i>Second Group.</i>	
Thomas F. Mansfield.....	620	William L. Sadler.....	314
William I. Calhoun.....	610	William J. Ferguson.....	307
Peter Maguire.....	621	T. Parker Story.....	305
Thomas R. Kelley.....	606	Dennis F. Donovan.....	314
Francis P. Howard.....	608	Joseph E. Milo.....	302
Louis Solari.....	620	Joseph Fenochietti.....	318
William H. Ellis.....	602	William L. Sullivan.....	311
Max L. Pinansky.....	605	Edward J. McHugh.....	305
John P. Cushman.....	604	Frank J. Kiernan.....	311
George T. Rendle.....	608	Thomas J. Flanagan.....	312

Ward 2.

[Entitled to Six.]

Michael J. Leary.....	1,163	Giovanni Bellizia.....	1,114
John H. Fitzpatrick.....	1,128	Michael H. Fitzgerald.....	1,144
John H. Lane.....	1,136	James E. Fitzgerald.....	1,130

Ward 3.

[Entitled to Seven.]

<i>First Group.</i>		<i>Second Group.</i>	
John J. Mahoney.....	745	Patrick J. Dooley.....	246
Hugh F. McManamin.....	729	Francis J. Murphy.....	254
Cornelius J. Cadogan.....	723	William A. Meaney.....	242
William J. O'Brien.....	721	Allen F. Munn.....	241
David Doody.....	716	James Walsh.....	245
John H. Sullivan.....	711	Wilfred G. Grandison.....	243
James H. Wilson.....	724	Felix F. Talbot, Jr.....	248

Ward 4.

[Entitled to Five.]

James A. Hatton.....	918	William T. Rooney.....	863
David F. Seanlan.....	881	John F. Sullivan.....	871
John L. Wightman.....	865		

Ward 5.

[Entitled to Five.]

<i>First Group.</i>		<i>Second Group.</i>	
Cornelius F. Galvin.....	236	Timothy J. Buckley.....	662
		Timothy F. Callahan.....	634
		Patrick J. McArdle.....	602
		Joseph M. Sullivan.....	619
		Arthur Harrington.....	586

Ward 6.

[Entitled to Five.]

Andrew A. Badaracco.....	490	Louis C. Cassano.....	460
Michael J. Bonner.....	462	Thomas F. McHugh.....	453
John Rockett.....	452		

Ward 7.

[Entitled to Four.]

Christopher P. McCaffrey.....	520	John Morrissey.....	508
John J. Mahoney.....	520	James A. Sullivan.....	517

**Democratic Votes Cast at State Primary, 1912.
FOR WARD COMMITTEES.**

Ward 8.

[Entitled to Nine.]

Joseph A. Maynard.....	1,267	Jeremiah J. McCarthy.....	1,226
William H. Cuddy.....	1,219	William A. Hagerty.....	1,221
Joseph P. Lomasney.....	1,233	James J. Ryan.....	1,219
Daniel J. McGrath.....	1,223	Abraham H. Weinstein.....	1,234
Max Goldfarb.....	1,227		

Ward 9.

[Entitled to Seven.]

Robert J. Howell.....	1,055	Michael J. Tobin.....	1,040
John J. Fisher.....	1,044	John F. Taaffe.....	1,025
Alfred F. Horwitz.....	1,026	Julius Yoffe.....	1,051
Charles Ed Theall.....	1,019		

Ward 10.

[Entitled to Four.]

Edward Lienemann.....	304	Jeremiah E. McCarthy.....	305
Daniel J. Horgan.....	305	William A. Quigley.....	304

Ward 11.

[Entitled to Three.]

Henry A. Frothingham.....	283	Richard J. Murray.....	286
John F. Comer.....	278		

Ward 12.

[Entitled to Six.]

<i>First Group.</i>		<i>Second Group.</i>	
James J. Murphy.....	453	Peter E. Whalen.....	350
Thomas Buckley.....	419	Joseph W. Sheehan.....	338
David Kirby.....	414	Henry W. Harrington.....	332
Jacob B. Basch.....	414	Thomas F. Russell.....	330
Timothy McCarthy.....	419	Jeremiah Sullivan.....	340
Joseph P. Hyland.....	416	John W. Collins.....	332

Ward 13.

[Entitled to Seven.]

Jeremiah J. McNamara.....	1,263	John B. Hutchinson.....	1,221
James A. Morrison.....	1,227	Dennis J. Collins.....	1,223
Francis H. Hughes.....	1,217	John V. Gregory.....	1,212
Arthur G. Hamm.....	1,219		

Ward 14.

[Entitled to Nine.]

<i>First Group.</i>		<i>Second Group.</i>	
Richard J. Wallace.....	669	James M. O'Hearn.....	1,083
Hector K. McInnes.....	664	James J. McSolla.....	1,072
Thomas F. Murphy.....	657	Thomas F. O'Brien.....	1,070
James C. Brenner.....	648	Thomas F. O'Hearn.....	1,065
Dennis J. Hallahan.....	651	William J. Curtin.....	1,059
William J. Connors.....	654	Joseph H. Flaherty.....	1,066
Joseph M. Murphy.....	650	Joseph P. Ahearn.....	1,064
John J. Toomey.....	657	Thomas A. Barry.....	1,072
Thomas J. Scanlan.....	656	Bernard L. Cavanaugh.....	1,067

Democratic Votes Cast at State Primary, 1912.
FOR WARD COMMITTEES.

Ward 15.

[Entitled to Eight.]

<i>First Group.</i>		<i>Second Group.</i>	
Patrick H. O'Connor.....	501	John F. Clancy.....	773
Christopher J. Lavery.....	482	Jeremiah J. McCarthy.....	769
John W. Robinson.....	478	Thomas H. Bagley.....	766
John J. Kine.....	477	Richard A. Lane.....	769
Edward G. Morris.....	479	Thomas J. Gallagher.....	764
Peter J. Curley.....	481	James M. Lane.....	769
John J. Lenehan.....	485	Nicholas Fleming.....	761
Timothy J. Cronin.....	487	John J. Barry.....	764

Ward 16.

[Entitled to Nine.]

<i>First Group.</i>		<i>Second Group.</i>	
James F. Townsend.....	232	George J. Wall.....	443
Henry J. Walper.....	221	Daniel J. McGuire.....	442
Thomas Porter.....	230	Richard F. Powers.....	436
Joseph H. Bardsley.....	215	Charles J. McEachern.....	436
Alexander S. Baker.....	213	John O'Brien.....	439
William Harris.....	221	Arthur W. Clark.....	427
William F. Holland.....	223	Francis J. McHugh.....	422
James E. Connors.....	220	Patrick H. Higgins.....	424
Joseph Anastasi.....	215	Thomas J. Collins.....	429

Third Group.

James T. Mooney.....	470	Charles P. Schell.....	444
Frank H. Loring.....	433	Martin J. Frain.....	443
John F. McDonald.....	445	Benjamin Quinlan.....	442
William H. Devin.....	445	William D. McCarthy.....	465
Frank L. Trainor.....	450		

Ward 17.

[Entitled to Ten.]

<i>First Group.</i>		<i>Second Group.</i>	
James M. Curley.....	1,146	Jeremiah M. Collins.....	447
John Bowen.....	1,067	Peter A. Doyle.....	435
Hubert H. McCorkle.....	1,067	Francis T. Keane.....	434
Simon Kanter.....	1,068	John H. Stearns.....	432
Martin J. Smith.....	1,065	John L. Fitzgerald.....	442
Lemuel P. Vaughan.....	1,065	James H. O'Neill.....	434
Lawrence Cunningham.....	1,066	Edward J. Devin.....	432
James T. Cowan.....	1,062	William H. Kirkland.....	433
John F. Murphy.....	1,066	John J. Morley.....	429
Cornelius J. Shea.....	1,067	Garrett H. Keefe, Jr.....	434

Ward 18.

[Entitled to Six.]

John H. Craven.....	959	Michael Flannery.....	952
Thomas F. Kenney.....	954	Michael F. O'Brien.....	952
Harry T. Daley.....	951	Patrick H. Tracey.....	955

Democratic Votes Cast at State Primary, 1912.
FOR WARD COMMITTEES.

Ward 19.

[Entitled to Thirteen.]

<i>First Group.</i>		<i>Second Group.</i>	
John C. Norton.....	1,452	James McInerney.....	670
John C. Crossen.....	1,379	William Ward.....	509
Hugh J. Gildea.....	1,368	Michael A. Spillane.....	533
Thomas V. Rooney.....	1,383	James E. Donnelly.....	501
John P. Winterson.....	1,375	Patrick J. Coffey.....	495
Charles J. Jacobs.....	1,381	Charles F. Mackenzie.....	522
Jeremiah A. Crowley.....	1,401	William H. Keogh.....	494
John J. O'Brien.....	1,378	John F. O'Neil.....	503
Thomas J. Scollin.....	1,371	Joseph F. Donovan.....	494
Peter A. Welsh.....	1,379	James Mantle.....	489
Michael F. O'Hara.....	1,395	Cornelius J. Bowen.....	503
Mark F. Kelliher.....	1,377		
Frederick C. Bleiler.....	1,395		

Ward 20.

[Entitled to Twenty.]

Andrew R. Kelley.....	2,243	Francis A. Lavelle.....	2,220
James J. Byrne.....	2,235	Lewis R. Sullivan.....	2,229
Owen A. Cunningham.....	2,232	James A. McElaney, Jr.....	2,229
James P. Landers.....	2,214	James F. Barry.....	2,227
Peter B. Donahue.....	2,235	John D. Marks.....	2,255
Joseph J. Freeman.....	2,229	John M. Spillane.....	2,220
John S. Edwards.....	2,220	John W. Finnegan.....	2,226
James J. McGarty.....	2,220	Charles J. Ormond.....	2,215
Patrick J. Bench.....	2,217	Arthur G. McVey.....	2,239
Edward F. Trainor.....	2,221	All others.....	1
John A. Anderson.....	2,230		

Ward 21.

[Entitled to Nine.]

John T. Kennedy.....	1,000	Martin P. F. Curley.....	970
Michael F. Shay.....	989	Edward T. Curley.....	984
John F. Shea.....	981	James T. Kenney.....	1,008
William H. Lynch.....	984	David Kasanof.....	948
Francis J. Ward.....	991	All others.....	1

Ward 22.

[Entitled to Ten.]

<i>First Group.</i>		<i>Second Group.</i>	
Patrick McManus.....	632	John P. Kelleher.....	407
Lewis R. Cohen.....	587	John Craven.....	370
Daniel E. Noonan.....	600	William J. Weiler.....	371
Thomas P. Greene.....	603	Eugene W. Cronin.....	359
James E. Byrne.....	586	Walter W. Marchbank.....	359
Joseph F. Goode.....	619	Thomas A. Connelly.....	366
John J. Needham.....	608	John J. Burke.....	366
James J. McCarty.....	616	Barney Cox.....	376
James P. A. Nolan.....	596	James J. Dunn.....	353
Arthur E. Holland.....	600	Hugo Hornig.....	341

**Democratic Votes Cast at State Primary, 1912.
FOR WARD COMMITTEES.**

Ward 23.

[Entitled to Eleven.]

<i>First Group.</i>		<i>Second Group.</i>	
Frederick J. McLaughlin.....	878	Patrick J. Brady.....	992
John T. Blye.....	819	John B. McGinty.....	860
John H. Coughlin.....	853	William L. Roberts.....	864
Robert E. Magner.....	874	Patrick J. Buckley.....	895
Jerome A. Lally.....	828	John H. Smith.....	882
William C. McDonald.....	837	Thomas J. Burns.....	883
John J. Manning.....	856	Herman Griffith.....	846
John J. Flynn.....	826	Martin L. Godvin.....	907
Thomas J. Doyle.....	844	Henry C. Kramer.....	856
James J. Dolan.....	865	John J. O'Leary.....	863
Dennis J. Maloney.....	871	All others.....	3

Ward 24.

[Entitled to Eleven.]

John J. Hoar.....	1,521	Thomas McGovern.....	1,517
Thomas H. Hanlon.....	1,520	William A. Fish.....	1,509
Jeremiah C. Murphy.....	1,523	Thomas W. Cunniff.....	1,506
William H. O'Brien.....	1,526	Robert Gallagher.....	1,508
James E. Hemsworth.....	1,514	John A. Hearn.....	1,514
Charles S. Lawler.....	1,543		

Ward 25.

[Entitled to Eight.]

John H. Brogie.....	932	Francis W. Doherty.....	921
Dennis M. White.....	938	John Kingston.....	918
James S. Kelly.....	934	Patrick Henry Barry.....	924
James Powers.....	935	Patrick J. Lillis.....	921

Ward 26.

[Entitled to Five.]

<i>First Group.</i>		<i>Third Group.</i>	
William H. Quealy.....	167	William L. F. Gilman.....	287
<i>Second Group.</i>		Thomas F. Downey.....	302
James A. Sweeney.....	173	Henry T. Dray.....	299
Joseph D. Wall.....	142	Joseph M. Kiggen.....	334
Edward P. Millett.....	151	John Quinlan.....	302
James A. Cullen, Jr.....	167		

Number of Democratic Ballots Cast at State Primary, 1912.

WARDS.	PRECINCTS.																Totals.
	1.	2.	3.	4.	5.	6.	7.	8.	9.	10.	11.	12.	13.	14.	15.	16.	
1.....	84	69	121	146	243	277	335	382	244	1,901
2.....	218	140	253	203	195	248	383	265	1,905
3.....	203	282	295	362	311	264	1,717
4.....	260	178	264	243	228	141	1,314
5.....	210	307	202	126	261	205	1,311
6.....	94	125	198	173	187	70	186	125	1,158
7.....	52	113	217	149	197	126	854
8.....	276	314	199	384	243	316	1,732
9.....	297	350	249	372	214	205	250	1,937
10.....	96	59	42	31	21	25	58	65	47	444
11.....	71	71	98	47	22	12	14	9	51	395
12.....	131	72	146	190	92	314	382	1,327
13.....	230	213	156	276	274	235	282	257	1,923
14.....	332	380	242	246	286	211	305	320	2,322
15.....	171	360	287	242	364	242	322	268	2,256
16.....	211	370	522	210	233	140	308	1,994
17.....	175	256	156	306	237	204	384	447	269	2,434
18.....	268	143	84	177	414	384	1,470
19.....	402	261	425	396	210	281	515	454	287	3,231
20.....	268	276	305	252	430	260	178	104	144	143	151	135	185	356	229	252	3,668
21.....	136	165	168	112	123	87	144	112	104	87	110	118	1,466
22.....	268	351	242	197	246	100	117	297	1,818
23.....	119	419	315	315	252	58	109	54	134	51	75	65	91	70	2,127
24.....	218	237	196	182	153	158	136	231	168	155	180	209	2,223
25.....	112	64	162	217	58	198	107	199	170	112	1,399
26.....	57	48	97	46	138	100	108	594
Total.....																	44,920

REPUBLICAN VOTES CAST AT
STATE PRIMARY,
SEPTEMBER 24, 1912.

Republican Votes Cast at State Primary, 1912.
FOR GOVERNOR.

WARD 1.	EVERETT C. BENTON.	JOSEPH WALKER.	WARD 4.	EVERETT C. BENTON.	JOSEPH WALKER.	All Others.
Precinct 1.....	46	31	Precinct 1.....	5	2
" 2.....	74	32	" 2.....	20	7
" 3.....	94	70	" 3.....	18	3
" 4.....	73	47	" 4.....	15	1
" 5.....	42	31	" 5.....	3	1
" 6.....	15	6	" 6.....	11	2
" 7.....	38	27				
" 8.....	50	35	Totals.....	72	16
" 9.....	48	25				
Totals.....	480	304				
WARD 2.			WARD 5.			
Precinct 1.....	10	4	Precinct 1.....	27	11
" 2.....	8	1	" 2.....	18	7
" 3.....	11	3	" 3.....	1	2
" 4.....	8	4	" 4.....	13	3
" 5.....	6	5	" 5.....	7	1
" 6.....	33	5	" 6.....	8	2
" 7.....	12	3	Totals.....	74	26
" 8.....	10				
Totals.....	98	25				
WARD 3.			WARD 6.			
Precinct 1.....	32	11	Precinct 1.....	6
" 2.....	14	1	" 2.....	33	7
" 3.....	13	7	" 3.....	10
" 4.....	5	1	" 4.....	8	1
" 5.....	4	2	" 5.....	14	4
" 6.....	3	2	" 6.....	34	20	2
			" 7.....	15	6
Totals.....	71	24	" 8.....	24	4
			Totals.....	144	42	2

Republican Votes Cast at State Primary, 1912.
FOR GOVERNOR.

WARD 7.			WARD 10.			
	EVERETT C. BENTON.	JOSEPH WALKER.		EVERETT C. BENTON.	JOSEPH WALKER.	All Others.
Precinct 1.....	9	1	Precinct 1.....	7	9
" 2.....	12	4	" 2.....	25	21
" 3.....	13	6	" 3.....	35	24
" 4.....	29	13	" 4.....	27	25
" 5.....	3	2	" 5.....	34	19
" 6.....	4	1	" 6.....	27	27
Totals.....	70	27	" 7.....	89	89	3
			" 8.....	72	48
			" 9.....	80	84
			Totals.....	396	346	3
WARD 8.			WARD 11.			
Precinct 1.....	7	1	Precinct 1.....	29	40	1
" 2.....	6	6	" 2.....	15	12
" 3.....	36	31	" 3.....	28	41	3
" 4.....	23	4	" 4.....	39	60
" 5.....	18	3	" 5.....	21	63
" 6.....	16	7	" 6.....	22	41	1
Totals.....	106	52	" 7.....	37	43
			" 8.....	21	68
			" 9.....	54	95	5
			Totals.....	266	463	10
WARD 9.			WARD 12.			
Precinct 1.....	7	7	Precinct 1.....	75	46
" 2.....	6	3	" 2.....	57	58
" 3.....	1	1	" 3.....	15	17
" 4.....	9	2	" 4.....	57	39
" 5.....	22	16	" 5.....	46	39
" 6.....	38	5	" 6.....	21	8
" 7.....	6	3	" 7.....	12	7
Totals.....	89	37	Totals.....	283	214

Republican Votes Cast at State Primary, 1912.
FOR GOVERNOR.

WARD 13.	EVERETT C. BENTON.	JOSEPH WALKER.	WARD 16.	EVERETT C. BENTON.	JOSEPH WALKER.	All Others.
Precinct 1.....	5	1	Precinct 1.....	12	7
" 2.....	3	1	" 2.....	9	10
" 3.....	4	2	" 3.....	23	16
" 4.....	7	3	" 4.....	48	32
" 5.....	9	6	" 5.....	32	26
" 6.....	10	1	" 6.....	79	49
" 7.....	10	4	" 7.....	22	21
" 8.....	7	1	Totals.....	225	161
Totals.....	55	19				
WARD 14.			WARD 17.			
Precinct 1.....	21	7	Precinct 1.....	4	5
" 2.....	5	3	" 2.....	2	5
" 3.....	12	8	" 3.....	24	10	1
" 4.....	33	10	" 4.....	44	23
" 5.....	47	16	" 5.....	6
" 6.....	27	23	" 6.....	2	1
" 7.....	36	18	" 7.....	7	1
" 8.....	46	18	" 8.....	12	1	1
Totals.....	227	103	" 9.....	16	6
			Totals.....	117	52	2
WARD 15.			WARD 18.			
Precinct 1.....	11	1	Precinct 1.....	28	8
" 2.....	2	" 2.....	26	18
" 3.....	15	5	" 3.....	56	11
" 4.....	12	2	" 4.....	31	13
" 5.....	13	6	" 5.....	7	3
" 6.....	26	12	" 6.....	32	15
" 7.....	31	23	Totals.....	180	68
" 8.....	35	8				
Totals.....	145	57				

Republican Votes Cast at State Primary, 1912.
FOR GOVERNOR.

WARD 19.				WARD 21.			
	EVERETT C. BENTON.	JOSEPH WALKER.	All Others.		EVERETT C. BENTON.	JOSEPH WALKER.	All Others.
Precinct 1.....	12	21	Precinct 1.....	50	59
" 2.....	7	4	" 2.....	28	22
" 3.....	5	6	" 3.....	32	36	1
" 4.....	4	1	" 4.....	53	80
" 5.....	15	6	" 5.....	47	49
" 6.....	20	14	" 6.....	52	73
" 7.....	4	2	" 7.....	49	39
" 8.....	11	14	" 8.....	65	71
" 9.....	29	5	" 9.....	59	41
Totals.....	107	73	" 10.....	39	36
				" 11.....	58	44
				" 12.....	21	28
				Totals.....	553	578	1
WARD 20.				WARD 22.			
Precinct 1.....	47	35	1	Precinct 1.....	62	78
" 2.....	53	39	" 2.....	19	31
" 3.....	52	36	" 3.....	9	4
" 4.....	59	25	" 4.....	68	51
" 5.....	23	16	" 5.....	52	33	1
" 6.....	40	39	" 6.....	59	78
" 7.....	91	65	" 7.....	54	60
" 8.....	95	91	" 8.....	31	32
" 9.....	45	54	2	Totals.....	354	367	1
" 10.....	61	62				
" 11.....	56	63				
" 12.....	85	45	1				
" 13.....	25	41				
" 14.....	36	24				
" 15.....	41	61				
" 16.....	56	51				
Totals.....	865	747	4				

Republican Votes Cast at State Primary, 1912.
FOR GOVERNOR.

WARD 23.	EVERETT C. BENTON.	JOSEPH WALKER.	All Others.	WARD 25.	EVERETT C. BENTON	JOSEPH WALKER.	All Others.
Precinct 1.....	32	58	Precinct 1.....	45	44
" 2.....	9	18	" 2.....	52	83
" 3.....	13	9	" 3.....	50	32
" 4.....	23	19	" 4.....	14	13
" 5.....	21	12	" 5.....	80	89
" 6.....	39	15	" 6.....	57	33
" 7.....	35	31	" 7.....	61	63
" 8.....	49	55	1	" 8.....	29	35
" 9.....	15	12	" 9.....	68	52	1
" 10.....	52	58	2	" 10.....	62	52
" 11.....	49	50	Totals.....	518	496	1
" 12.....	65	49	1	WARD 26.			
" 13.....	53	34	Precinct 1.....	24	20
" 14.....	61	40	" 2.....	60	31
Totals.....	516	460	4	" 3.....	39	46	1
WARD 24.				" 4.....	61	54	2
Precinct 1.....	25	18	" 5.....	9	7
" 2.....	21	27	2	" 6.....	23	27
" 3.....	57	46	" 7.....	19	17	1
" 4.....	68	54	Totals.....	235	202	4
" 5.....	99	74	Grand totals....			
" 6.....	68	42	7,009	5,555	36	
" 7.....	58	58	1				
" 8.....	94	80	1				
" 9.....	57	48				
" 10.....	79	61	1				
" 11.....	77	54				
" 12.....	60	34				
Totals.....	763	596	5				

Republican Votes Cast at State Primary, 1912.

FOR LIEUTENANT GOVERNOR.			FOR SECRETARY.		
WARDS.	ROBERT LUCHE.	All Others.	WARDS.	ALBERT P. LANGTRY.	All Others.
1.....	689	1.....	687
2.....	111	2.....	105
3.....	85	3.....	88
4.....	73	4.....	83
5.....	91	1	5.....	95
6.....	143	6.....	138
7.....	82	7.....	83
8.....	134	8.....	137
9.....	112	9.....	122
10.....	691	1	10.....	697
11.....	672	1	11.....	677
12.....	436	12.....	431
13.....	61	13.....	68
14.....	293	14.....	304
15.....	183	15.....	194
16.....	350	16.....	360
17.....	152	1	17.....	156
18.....	227	18.....	221
19.....	156	19.....	172
20.....	1,445	2	20.....	1,453	3
21.....	1,002	1	21.....	1,019
22.....	605	22.....	659
23.....	826	23.....	905
24.....	1,239	1	24.....	1,234
25.....	926	25.....	932
26.....	403	2	26.....	401	1
Totals.....	11,187	10	Totals.....	11,421	4

Republican Votes Cast at State Primary, 1912.

FOR TREASURER.			FOR AUDITOR.			FOR ATTORNEY-GENERAL.		
WARDS.	ELMER A. STEVENS.	All Others.	WARDS.	JOHN E. WHITE.	All Others.	WARDS.	JAMES M. SWIFT.	All Others.
1.....	691	1.....	673	1.....	686
2.....	103	2.....	97	2.....	99
3.....	90	3.....	88	3.....	91
4.....	82	4.....	82	4.....	86
5.....	96	5.....	95	5.....	94
6.....	136	6.....	135	6.....	137
7.....	78	7.....	80	7.....	88
8.....	131	8.....	130	8.....	131
9.....	119	9.....	122	9.....	125
10.....	702	10.....	694	10.....	701
11.....	679	11.....	676	11.....	668
12.....	437	12.....	438	12.....	441
13.....	61	13.....	64	13.....	63
14.....	306	14.....	304	14.....	302
15.....	193	15.....	190	15.....	191
16.....	357	16.....	358	16.....	360
17.....	156	17.....	156	17.....	158
18.....	228	18.....	230	18.....	228
19.....	163	19.....	161	19.....	163
20.....	1,482	1	20.....	1,466	20.....	1,475
21.....	1,031	21.....	1,023	21.....	1,033
22.....	659	22.....	655	22.....	659
23.....	916	23.....	912	23.....	910
24.....	1,249	24.....	1,338	24.....	1,239
25.....	933	25.....	933	25.....	939
26.....	409	1	26.....	401	1	26.....	410	1
Totals....	11,487	2	Totals....	11,501	1	Totals....	11,477	1

Republican Votes Cast at State Primary, 1912.
FOR REPRESENTATIVES IN CONGRESS.

Tenth District.

WARDS.	LOYAL L. JENKINS.
1.....	588
2.....	92
3.....	86
4.....	77
5.....	93
6.....	121
7.....	65
8.....	122
9.....	109
11, Precincts 1 and 2.....	80
Total.....	1,433

Eleventh District.

WARDS.	SHERWIN L. COOK.	All Others.
10.....	622	2
11, Precincts 3, 4, 5, 6, 7, 8 and 9.....	526	3
12.....	396
18.....	205
19.....	152
21.....	866	1
22.....	610
23.....	775	3
Totals.....	4,152	9

Republican Votes Cast at State Primary, 1912.
FOR REPRESENTATIVES IN CONGRESS.

Twelfth District.

WARDS.	CHARLES H. S. ROBINSON.	All Others.
13.....	57
14.....	295
15.....	175
16.....	337
17.....	148	1
20.....	1,329
24.....	1,101
Totals.....	3,442	1

*Thirteenth District.**

WARD.	RICHARD H. LONG.	JOHN W. WEEKS.
25.....	343	628

*Fourteenth District.**

WARD.	ROBERT O. HARRIS.
26.....	375

* The balance of this district is outside of Boston.

Republican Votes Cast at State Primary, 1912.

FOR COUNCILORS.

*Second District.**

WARDS.	HERBERT W. BURR.	GUY ANDREWS HAM.
20.....	520	1,011
21.....	342	687
23.....	394	498
24.....	689	589
26.....	203	166
Totals.....	2,148	2,951

*Third District.**

WARDS.	DAVID E. WILWARTH.
2.....	95
3.....	84
4.....	76
5.....	92
6.....	124
7.....	74
8.....	122
9.....	115
12.....	397
13.....	59
14.....	295
15.....	176
16.....	341
17.....	153
18.....	214
19.....	158
22.....	612
Total.....	3,187

* The balance of this district is outside of Boston.

Republican Votes Cast at State Primary, 1912.

FOR COUNCILOR.

*Fourth District.**

WARDS.	ALEXANDER MCGREGOR.
1.....	669
10.....	673
11.....	654
25.....	909
Total.....	2,905

* The balance of this district is outside of Boston.

Republican Votes Cast at State Primary, 1912.

FOR SENATORS.

*First Suffolk District.**

	Ward 1.	Total.
Edward C. R. Bagley.....	755	755

*Second Suffolk District.**

	Ward 2.	Ward 3.	Ward 4.	Ward 5.	Total.
Arthur W. Forbush.....	94	86	77	91	348

*Third Suffolk District.**

	Ward 6.	Ward 7.	Ward 8.	Total.
E. Bradford Gay.....	123	79	124	326

Fourth Suffolk District.

	Ward 9.	Ward 12.	Ward 17.	Totals.
William Berwin.....	113	368	142	623
All others.....	—	—	1	1

Fifth Suffolk District.

	Ward 10.	Ward 11.	Ward 25.	Total.
David T. Montague.....	687	639	917	2,243

Sixth Suffolk District.

	Ward 13.	Ward 14.	Ward 15.	Ward 16.	Total.
Fred E. Hanscom.....	61	302	178	337	878

Seventh Suffolk District.

	Ward 18.	Ward 19.	Ward 22.	Total.
Emil S. Schriftgiesser.....	201	152	594	947

Eighth Suffolk District.

	Ward 20.	Ward 21.	Totals.
Edward W. Burns.....	151	62	213
Walter R. Meins.....	694	895	1,589
Joseph I. Stewart.....	673	152	825

Ninth Suffolk District.

	Ward 23.	Ward 24.	Totals.
James A. Hart.....	837	1,172	2,009
All others.....	—	1	1

*First Norfolk District.**

	Ward 26.	Totals.
Robert B. Campbell.....	263	263
Louis F. R. Langelier.....	22	22
Roger Wolcott.....	176	176

* The balance of this district is outside of Boston.

Republican Votes Cast at State Primary, 1912.
FOR REPRESENTATIVES IN GENERAL COURT.

First Suffolk District.

	[Entitled to Two.]	Ward 1.
Frederick A. Cronin.....		310
Michael F. Gillespie.....		126
George E. Leet.....		389
Anthony S. Veader.....		240
Louis A. Whitehouse.....		314
All others.....		1

Second Suffolk District.

	[Entitled to Two.]	Ward 2.
Joseph J. Dennison.....		96
Albert E. Roberts.....		85

Third Suffolk District.

	[Entitled to Two.]	Ward 3.
Ralph Hodgkins.....		82
Edward Morris.....		1
All others.....		4

Fourth Suffolk District.

	[Entitled to Three.]	Ward 4.	Ward 5.	Totals.
William H. Brintnall.....		76	90	166
Franklin N. Brown.....		77	89	166
Herbert L. Wolff.....		76	91	167

Sixth Suffolk District.

	[Entitled to Two.]	Ward 6.
Amos M. de Vito.....		102
George A. McInnis.....		125
Saverio R. Romano.....		124

Seventh Suffolk District.

	[Entitled to One.]	Ward 7.
Charles K. Shue.....		60
All others.....		15

Eighth Suffolk District.

	[Entitled to Two.]	Ward 8.
Bernard Braensky.....		115
Ralph May.....		119

Ninth Suffolk District.

	[Entitled to Two.]	Ward 9.
Freeman L. Lowell.....		106
Martin C. Richardson.....		103

Tenth Suffolk District.

	[Entitled to Two.]	Ward 10.
Channing H. Cox.....		609
Carl H. Johnson.....		190
William S. Kinney.....		461
Benjamin E. Robinson.....		116

Republican Votes Cast at State Primary, 1912.
FOR REPRESENTATIVES IN GENERAL COURT.

Eleventh Suffolk District.

[Entitled to Two.]

	Ward 11.
Courtenay Crocker.....	654
Grafton D. Cushing.....	651

Twelfth Suffolk District.

[Entitled to Two.]

	Ward 12.
Seth F. Arnold.....	262
John F. Bailey.....	44
Francis J. H. Jones.....	131
John B. McGregor.....	107
Harry B. Ross.....	65
Henry A. Savage.....	311

Thirteenth Suffolk District.

[Entitled to Two.]

	Ward 13.
William J. Manning.....	63

Fourteenth Suffolk District.

[Entitled to Two.]

	Ward 14.
Edward J. Hogan.....	282
James J. Mungovan.....	260

Fifteenth Suffolk District.

[Entitled to Two.]

	Ward 15.
John S. Godfrey.....	178
William J. Saunders.....	156

Sixteenth Suffolk District.

[Entitled to Two.]

	Ward 16.
A. Wingate Blair.....	315
Alfred Ray Mitchell.....	325
All others.....	1

Seventeenth Suffolk District.

[Entitled to Two.]

	Ward 17.
Thomas Grieve.....	150
Herbert D. Sterling.....	146
All others.....	2

Eighteenth Suffolk District.

[Entitled to Two.]

	Ward 18.
Joshua A. Crawford.....	203
Edward F. Loonie.....	52
Charles H. Seales.....	169

Nineteenth Suffolk District.

[Entitled to Two.]

	Ward 19.
William C. F. Krone.....	151
Robert E. Noonan.....	147

Republican Votes Cast at State Primary, 1912.
FOR REPRESENTATIVES IN GENERAL COURT.

Twentieth Suffolk District.

[Entitled to Three.]

	Ward 20.
William L. Chase.....	1,031
Luther C. Greenleaf.....	1,231
Benjamin H. Hunt, Jr.....	1,003
William J. Kelly.....	534
Abraham E. Pinanski.....	365

Twenty-first Suffolk District.

[Entitled to Two.]

	Ward 21.
Joseph H. Avon.....	54
John Ballantyne.....	858
Edwin W. Beal.....	94
Oren C. Boothby.....	535
William N. Hackett.....	585

Twenty-second Suffolk District.

[Entitled to Two.]

	Ward 22.
Otto E. Buttner.....	631
Edwin N. Hill.....	620

Twenty-third Suffolk District.

[Entitled to Two.]

	Ward 23.
George W. P. Babb.....	715
George W. Carruth.....	556
George W. Smith.....	540

Twenty-fourth Suffolk District.

[Entitled to Three.]

	Ward 24.
Harrison H. Atwood.....	701
Sanford Bates.....	1,066
Frank L. Brier.....	361
Henry S. Clark.....	748
Henry G. Smith.....	195
George Philip Wardner.....	634
All others.....	3

Twenty-fifth Suffolk District.

[Entitled to Two.]

	Ward 25.
Clarence N. Davis.....	175
Martin Hays.....	772
Charles Joseph Holland.....	55
Herbert A. Wilson.....	758
Axel E. Zetterman.....	125

Third Norfolk District.

[Entitled to One.]

	Ward 26.
Clarence J. Wing.....	409
All others.....	2

Republican Votes Cast at State Primary, 1912.
FOR SHERIFF. (To Fill Vacancy.)

WARDS.	JEREMIAH A. DESMOND.	JOHN QUINN, JR.	All Others.
1.....	184	520
2.....	38	68
3.....	15	76
4.....	26	57	1
5.....	30	68
6.....	35	112
7.....	21	81
8.....	36	111
9.....	34	85
10.....	152	559	1
11.....	176	500
12.....	119	345
13.....	27	44
14.....	68	241
15.....	28	174
16.....	99	264
17.....	51	105	1
18.....	73	166
19.....	43	125
20.....	297	1,223
21.....	216	870
22.....	182	454
23.....	212	708
24.....	240	1,055
25.....	257	688
26.....	115	292
Totals.....	2,774	8,991	3

Republican Votes Cast at State Primary, 1912.
FOR STATE COMMITTEE.

*First Suffolk District.**

	Ward 1.	Total.
Harry W. James.....	625	625

*Second Suffolk District.**

	Ward 2.	Ward 3.	Ward 4.	Ward 5.	Totals.
William H. Oakes.....	92	83	60	91	326
All others.....	—	—	—	1	1

*Third Suffolk District.**

	Ward 6.	Ward 7.	Ward 8.	Total.
Richard B. Stanley.....	122	79	121	322

Fourth Suffolk District.

	Ward 9.	Ward 12.	Ward 17.	Total.
George E. Lovett.....	101	387	147	635

Fifth Suffolk District.

	Ward 10.	Ward 11.	Ward 25.	Totals.
William H. Squire.....	594	608	863	2,065
All others.....	—	1	—	1

Sixth Suffolk District.

	Ward 13.	Ward 14.	Ward 15.	Ward 16.	Totals.
Robert M. Bowen.....	19	70	98	142	329
Herman Hormel.....	50	252	126	218	646

Seventh Suffolk District.

	Ward 18.	Ward 19.	Ward 22.	Totals.
Frank Seiberlich.....	199	131	463	793
All others.....	—	2	8	10

Eighth Suffolk District.

	Ward 20.	Ward 21.	Total.
Walter V. Fletcher.....	1,329	936	2,265

Ninth Suffolk District.

	Ward 23.	Ward 24.	Total.
Frank B. Crane.....	837	1,125	1,962

*First Norfolk District.**

	Ward 26.	Total.
George L. Barnes.....	375	375

* The balance of this district is outside of Boston.

Republican Votes Cast at State Primary, 1912.
FOR DELEGATES TO STATE CONVENTION.

Ward 1.

[Entitled to Ten.]

Ainsley R. Hooper.....	560	Carlton N. Curlser.....	507
Robert J. Gove.....	561	Thomas Rogers.....	525
John B. Baum.....	519	James A. Cochran.....	547
William C. Smith.....	538	Carleton W. Crocker.....	2
Charles T. Witt.....	556	All others, one each.....	7
John Marno.....	544		

Ward 2.

[Entitled to Four.]

Charles R. Ensworth.....	101	John Piscopo.....	92
Charles A. Anderson.....	101	Joseph A. Caggiano.....	82

Ward 3.

[Entitled to Three.]

Henry H. Chandler.....	90	John N. Dennett.....	89
George J. Cann.....	91		

Ward 4.

[Entitled to Two.]

Gardner Bates.....	80	Edward N. Stillman.....	76
--------------------	----	-------------------------	----

Ward 5.

[Entitled to Three.]

William O. D. Grace.....	93	Frank Dow.....	90
Edward M. Heustis.....	90		

Ward 6.

[Entitled to Four.]

Vincenzo Yennaco.....	124	Charles Grillo.....	127
Salvatore Sully.....	124	Nicholas P. Vigilante.....	125

Ward 7.

[Entitled to Two.]

Samuel Taier.....	66	Edward P. Tarr.....	63
-------------------	----	---------------------	----

Ward 8.

[Entitled to Four.]

Walter Waterton.....	130	George H. Carter.....	126
Eugene G. Smith.....	127	David E. Wilmarth.....	128

Ward 9.

[Entitled to Four.]

James W. H. Myrick.....	109	Charles H. Mathews.....	116
William H. Pierce.....	116	James Bailey.....	111

Republican Votes Cast at State Primary, 1912.
FOR DELEGATES TO STATE CONVENTION.

Ward 10.

[Entitled to Twelve.]

Guy W. Cox.....	634	Curtis J. Wright.....	626
Leon M. Abbott.....	627	Randolph Frothingham.....	628
J. Bernard Ferber.....	629	William Shaw McCallum.....	622
A. Howard Powers.....	622	Walter R. Mansfield.....	630
Chester E. Sawyer.....	621	William H. Hardy.....	621
Miles Martin.....	626	Linley M. Paul.....	624

Ward 11.

[Entitled to Fifteen.]

Fitz-Henry Smith, Jr.....	633	William Minot.....	630
Daniel W. Lane.....	631	Merrill N. Davis.....	632
Edward C. Fitz.....	630	J. Sidney Stone.....	630
Courtenay Crocker.....	635	Will'am S. B. Stevens.....	630
John P. Reynolds.....	636	Francis J. Moors.....	631
Henry L. Shattuck.....	629	Joseph F. Woods.....	628
Arthur E. Burr.....	627	Frederic R. Galacar.....	625
Harris Livermore.....	629		

Ward 12.

[Entitled to Eight.]

Otis T. Simonds.....	434	John G. Moseley.....	426
John W. Johnson.....	426	Charles P. Bean.....	427
Doris A. Young.....	427	Joseph Uhrig.....	429
Stephen F. Stone.....	430	Alexander C. MacKay.....	424

Ward 13.

[Entitled to Two.]

E. Mertain Hatch.....	53	Oscar Thesan.....	49
-----------------------	----	-------------------	----

Ward 14.

[Entitled to Six.]

George F. Lawley.....	272	John E. Mayers.....	270
Elisha S. Boland.....	271	Ernest C. Edwards.....	2
August Bencks.....	265	All others, one each.....	5
Harry W. Park.....	266		

Ward 15.

[Entitled to Four.]

Winfield E. Clogston.....	178	Samuel M. Burroughs.....	185
John H. Means.....	180	Charles H. Lowry.....	179

Ward 16.

[Entitled to Seven.]

Herbert S. Frost.....	358	John S. Bradbury.....	353
Ward W. Jones.....	356	George F. Coughlin.....	353
Silas E. Parsons.....	356	Jay B. Crawford.....	355
Ezra N. Rolland.....	355		

Republican Votes Cast at State Primary, 1912.
FOR DELEGATES TO STATE CONVENTION.

Ward 17.

[Entitled to Five.]

Frank S. Waterman.....	156	Thomas Grieve.....	153
Jediah P. Jordan.....	152	Charles J. Kidney.....	153
Lee M. Friedman.....	154		

Ward 18.

[Entitled to Six.]

William H. Jenkins.....	216	Horatio F. Keyser.....	212
William W. Bassett.....	209	Samuel H. Perkins.....	216
Joseph S. King.....	210	George F. Benders.....	211

Ward 19.

[Entitled to Five.]

James P. Fox.....	162	S. Marshall Reed.....	163
John F. Pfau.....	162	Alexander H. Montgomery.....	163
Frank Tucker.....	161		

Ward 20.

[Entitled to Twenty-seven.]

George H. Wyman.....	1,362	William Smith, Jr.....	1,343
Charles Mason Fuller.....	1,348	Charles A. Quint.....	1,344
Alexander C. Grainger.....	1,352	Abraham E. Pinanski.....	1,384
Henry Brookshaw.....	1,346	J. Mitchell Galvin.....	1,345
John W. Field.....	1,353	Albert A. Chittenden.....	1,341
James D. Henderson.....	1,351	Charles Edward Brandt.....	1,344
Fred Ragmard Richardson.....	1,344	William E. Burke.....	1,343
Willet F. Casey.....	1,340	James C. Clark.....	1,341
John W. Davis, Jr.....	1,343	Edward D. Allen.....	1,341
Moses S. Lourie.....	1,361	Tilton S. Bell.....	1,346
Charles F. Mains.....	1,346	John C. Thornton.....	1,337
William S. Harvey.....	1,339	William J. Tyler.....	1,343
Archibald F. Hall.....	1,341	Horace F. Nason.....	1,346
Walter V. Fletcher.....	1,341		

Ward 21.

[Entitled to Sixteen.]

W. Prentiss Parker.....	998	Francis A. Perry.....	980
Frank W. McLaughlin.....	987	Frederic L. Kellogg.....	980
William T. Patch.....	988	George W. Brooks.....	984
George P. Bruns.....	991	Ira W. Shapira.....	986
George E. Cole.....	986	Alexander K. Williams.....	985
Thomas F. Boleman.....	998	Bennett S. Ferguson.....	988
Richard F. Andrews.....	992	George E. Clark.....	986
Charles H. Fox.....	985	Cromwell T. Schubarth.....	987

Ward 22.

[Entitled to Eleven.]

Samuel B. Capen.....	598	Gottlieb Gehring.....	586
Frank Vogel.....	592	Carl Meyer.....	594
Ludwig Bayer.....	589	George Penschorn.....	597
Carl G. Linberg.....	594	William A. Wheeler.....	589
John F. McCormick.....	589	A. Spalding Weld.....	592
Alfred K. Parks.....	592		

Republican Votes Cast at State Primary, 1912.
FOR DELEGATES TO STATE CONVENTION.

Ward 23.

[Entitled to Fifteen.]

Frederic Gilbert Bauer.....	858	Russell E. Gately.....	847
Charles S. Greene.....	851	Amos R. Storer.....	845
Howard L. Blake.....	853	William H. Hill, Jr.....	845
Theodore Barnes.....	855	John A. Whittemore, Jr.....	856
Stephen J. Lent.....	863	George W. Smith.....	863
Charles A. Nelson.....	849	George P. Beckford.....	853
Walter F. Spear.....	851	George W. Carruth.....	864
Courtland G. Morse.....	853		

Ward 24.

[Entitled to Eighteen.]

Laban Pratt.....	1,167	James Chambers.....	1,150
Lester Colby.....	1,156	Charles Patterson.....	1,156
Williard W. Hibbard.....	1,164	George H. Watson.....	1,161
Benjamin Cutliff.....	1,155	Samuel T. Cobb, Jr.....	1,162
Charles C. DeLappe.....	1,153	George W. Penniman.....	1,155
Walter N. Baker.....	1,165	Frederick M. Salles.....	1,146
Andrew J. Sullivan.....	1,151	Charles H. Withington.....	1,157
Charles E. Turner.....	1,154	Harold R. Perry.....	1,151
James Callahan.....	1,154	Arthur E. Rogerson.....	1,157

Ward 25.

[Entitled to Twelve.]

Granville A. Fuller.....	925	Joseph B. Brown.....	931
George E. Brook.....	927	William H. Squire.....	925
Isaac F. Woodbury.....	924	Lewis J. Hewitt.....	924
William S. Youngman.....	921	Carroll W. Staples.....	924
Joseph F. Lockett.....	922	Paul H. MacFarlane.....	916
Frank H. Howe.....	923	William H. Murphy, Jr.....	918

Ward 26.

[Entitled to Nine.]

Harry E. Astley.....	383	Henry P. Herr.....	365
William E. Norwood.....	362	Albert Davenport.....	2
Charles E. Palmer.....	381	James E. Sheridan.....	2
Francis W. Darling.....	362	William Wragg.....	2
Robert B. Campbell.....	382	Edwin L. Marshall.....	2
Frank H. Tyler.....	374	All others, one each.....	12
Robert Gray.....	380		

Republican Votes Cast at State Primary, 1912.
FOR WARD COMMITTEES.

Ward 1.

[Entitled to Thirteen.]

<i>First Group.</i>		<i>Second Group.</i>	
William H. Musgrave.....	533	George W. Goodearl.....	106
John A. Campbell.....	540	Anthony S. Veader.....	112
George E. Leet.....	550	Walter A. Guptill.....	84
Loyal L. Jenkins.....	522	Frederick R. Whitehouse.....	122
Robert C. Turner.....	511	Lester S. Flagg.....	94
Walter M. Kirkpatrick.....	506	John J. Collins.....	72
William J. Moore.....	508	Howard S. Hunter.....	107
Edward C. R. Bagley.....	580	Harold R. Murphy.....	66
Frederick A. Cronin.....	530	Michael F. Gillespie.....	85
George G. White.....	514	Joseph E. Rollins.....	85
John B. Baum.....	497	James Fraser.....	76
Adoniram J. Pickens, Jr.....	481	Charles Brandt.....	82
Sidney H. Goldinger.....	505		

Ward 2.

[Entitled to Six.]

Joseph J. Dennison.....	101	Marcus H. Ensworth.....	96
Albert E. Roberts.....	96	John Piscopo.....	93
Charles A. Anderson.....	100	Joseph A. Caggiano.....	82

Ward 3.

[Entitled to Five.]

William E. White.....	90	Benjamin F. Bowditch.....	88
Ralph Hodgkins.....	89	Francis E. Knight.....	88
George H. Huff.....	90		

Ward 4.

[Entitled to Seven.]

William H. Oakes.....	82	Henry S. Pike.....	81
William H. Brintnall.....	79	Robert H. Webber.....	80
Gardner Bates.....	80	Ernest B. Smith.....	83
Edward N. Stillman.....	79		

Ward 5.

[Entitled to Five.]

William O. D. Grace.....	95	Samuel Porter.....	91
Frank Dow.....	91	Warren B. Hadley.....	91
Edward M. Heustis.....	91		

Ward 6.

[Entitled to Seven.]

<i>First Group.</i>		<i>Second Group.</i>	
Daniel C. Rhodes.....	34	Rocco Leone.....	108
		Virgilio Lombardi.....	102
		Charles Grillo.....	101
		Vincenzo Yennaco.....	99
		Saverio R. Romano.....	116
		Giuseppe Bevilacqua.....	97
		Thaxter R. Groves.....	109

**Republican Votes Cast at State Primary, 1912.
FOR WARD COMMITTEES.**

Ward 7.

[Entitled to Six.]

<i>First Group.</i>		<i>Second Group.</i>	
Samuel Taier.....	61	John B. Grant.....	35
James F. Horne.....	55	Alonzo A. Pulverman.....	31
Edward P. Tarr.....	61	William J. Donahue.....	30
Alexander S. Williams.....	58	Charles W. Dupuis.....	31
Thomas F. Benbury.....	53	Lawrence H. Newhall.....	31
Thomas H. Mullin.....	49		

Ward 8.

[Entitled to Nine.]

Walter Waterton.....	130	Bernard E. Grant.....	128
Edward C. Webb.....	129	Hyman Kaplan.....	128
Ralph May.....	129	Louis Smith.....	127
David E. Wilmarth.....	128	Samuel A. Goldberg.....	129
Eugene G. Smith.....	129		

Ward 9.

[Entitled to Eight.]

James W. H. Myrick.....	111	James Bailey.....	114
Silas H. Ayer.....	116	Nicholas Carafolias.....	115
William H. Pierce.....	117	Walter G. Young.....	118
Charles H. Mathews.....	115	Thomas C. Murch.....	113

Ward 10.

[Entitled to Sixteen.]

Charles H. Innes.....	620	Benjamin E. Robinson.....	616
J. Bernard Ferber.....	610	Samuel Davis.....	608
Frank A. Newell.....	607	Malcolm E. Nichols.....	609
Lewis P. Felch.....	607	Louis R. Chapman.....	608
Joseph W. Wharton.....	608	James H. Phelan.....	605
William S. Kinney.....	611	F. Stanton Gorman.....	604
David T. Montague.....	619	William J. Conlon.....	605
Davis B. Keniston, Jr.....	610	Walter M. Lougee.....	611

Ward 11.

[Entitled to Fifteen.]

Courtenay Guild.....	644	Harris Livermore.....	638
Daniel W. Lane.....	640	Arthur E. Burr.....	638
Courtenay Crocker.....	642	William Minot.....	641
Henry L. Shattuck.....	639	J. Sidney Stone.....	639
John P. Reynolds.....	639	William S. B. Stevens.....	640
Fitz-Henry Smith, Jr.....	641	Joseph F. Woods.....	639
Edward C. Fitz.....	638	Frederic R. Galacar.....	638
Merrill N. Davis.....	639		

Ward 12.

[Entitled to Thirteen.]

Henry A. Savage.....	433	Charles N. Goodrich.....	418
John B. McGregor.....	427	Frank S. Pearson.....	422
George T. Webber.....	422	Henry E. Chamberlin.....	419
Melvin S. Westover.....	421	Frederick O. Harrington.....	417
Jacob Jelal.....	418	Harry D. Carter.....	416
William P. Clark.....	419	Archibald B. Morrison.....	418
William S. Sparrow.....	421		

Republican Votes Cast at State Primary, 1912.
FOR WARD COMMITTEES.

Ward 13.

[Entitled to Five.]

<i>First Group.</i>		<i>Second Group.</i>	
E. Mertain Hatch.....	43	Francis E. Campbell.....	20
Louis C. Haeffner.....	41	John J. Ryan.....	21
Herman Krause.....	38	Cornelius C. Sheridan.....	20
Johan C. Johanson.....	40	James J. Dyer.....	19
Oscar Thesan.....	39	James W. O'Brien.....	20

Ward 14.

[Entitled to Nine.]

Elisha S. Boland.....	284	Milton C. Paige.....	280
Herman Hormel.....	286	John E. Mayers.....	282
Harry W. Park.....	275	Artimus R. Woods.....	1
Edward H. Willey.....	275	Fred Raymond.....	1
Ernest C. Edwards.....	275	August Bencks.....	1
Edwin A. Lawley.....	280		

Ward 15.

[Entitled to Seven.]

John S. Godfrey.....	187	Dexter R. Neal.....	176
Winfield E. Clogston.....	179	Frank E. Willis.....	176
Elisha W. Goldthwait.....	180	Charles H. Lowry.....	177
Walter S. Webber.....	177		

Ward 16.

[Entitled to Ten.]

Herbert S. Frost.....	364	Jay B. Crawford.....	359
Ward. W. Jones.....	360	Frank S. Atwood.....	359
Ezra N. Rolland.....	361	James T. Cochrane.....	356
John S. Bradbury.....	358	Charles J. Beatey.....	359
George F. Coughlin.....	357	I. Stebbins Gilbert.....	357

Ward 17.

[Entitled to Eight.]

Thomas Grieve.....	148	Charles E. Lord.....	147
Herbert D. Sterling.....	146	Howard A. Pinkham.....	146
James H. Mugridge.....	147	Charles R. Fuller.....	145
James T. Neill.....	146	Henry G. Eisenstadt.....	146

Ward 18.

[Entitled to Nine.]

Charles A. Heintz.....	217	Henry E. Reid.....	211
Thomas G. Schuyler.....	213	George W. Markham.....	210
Alexander Nicholson.....	210	Louis Drevenstedt.....	208
John H. Hemsley.....	214	Daniel L. Tilman.....	217
Charles H. Diggs.....	214		

Ward 19.

[Entitled to Seven.]

Fred Kitson.....	157	William S. Small.....	159
Robert E. Noonan.....	158	John A. B. Gebhardt.....	158
Alexander H. Montgomery.....	160	Frank G. Watson.....	160
William C. F. Krone.....	158		

Republican Votes Cast at State Primary, 1912.

FOR WARD COMMITTEES.

Ward 20.

[Entitled to Twenty.]

Walter V. Fletcher.....	1,315	Arehibald F. Hall.....	1,305
Alexander C. Grainger.....	1,307	Abraham E. Pinanski.....	1,331
Moses S. Lourie.....	1,313	Harry A. S. Lovell.....	1,305
William S. Harvey.....	1,310	James W. Webber.....	1,311
Willet F. Casey.....	1,304	Alonzo E. Yont.....	1,301
George H. Wyman.....	1,313	James D. Henderson.....	1,315
John W. Davis, Jr.....	1,311	George L. Willey.....	1,303
Charles A. Quint.....	1,307	Henry Brookshaw.....	1,303
William Smith, Jr.....	1,304	Joseph Michelman.....	1,314
Charles F. Mains.....	1,309	George F. Brandt.....	1,303

Ward 21.

[Entitled to Sixteen.]

Frank N. Nay.....	960	Donald M. Blair.....	946
Theodore E. Stevenson.....	958	Charles T. Barry.....	946
Albert A. Ginzberg.....	955	Alfred P. Williams.....	950
John C. Redmond.....	954	Patrick J. Kelleher.....	945
Shirley P. Graves.....	960	James Hewins, Jr.....	945
Job E. Gaskin.....	954	Henry E. Hoffman.....	946
Charles T. Cottrell.....	951	Charles H. Tisdale.....	952
Addison P. Beardsley.....	943	George E. Cole.....	950

Ward 22.

[Entitled to Twelve.]

<i>First Group.</i>		<i>Second Group.</i>	
James H. Knight.....	477	Frank Seiberlich.....	336
Frank W. Ramseyer.....	436	George W. Lorey.....	311
Frank H. Chambers.....	405	Francis Holland.....	290
Charles E. Foss.....	435	George W. Kenyon.....	345
Herman Loewenberg.....	378	George H. Fowle.....	296
Mark T. Wendell.....	412	Albert H. Vegkley.....	255
Louis F. Buff.....	407	Franklin R. Wing.....	270
Henry Kramer.....	407	Bernhard G. Krug.....	280
William Dudley Cotton, Jr.....	449	Kasper Zimmerman.....	274
Roland C. Withington.....	425	Evert S. F. Lindquist.....	269
		Anthony D. Weber.....	312

Ward 23.

[Entitled to Eleven.]

<i>First Group.</i>		<i>Second Group.</i>	
Arthur J. Trethewey.....	249	George P. Beekford.....	408
Frederick L. Greim.....	238	Stephen J. Lent.....	410
William Luippold, Jr.....	239	Frederic Gilbert Bauer.....	403
George M. Haliburton.....	241	Charles S. Greene.....	398
John C. Brown.....	245	Howard L. Blake.....	404
Fred L. Dorr.....	222	Charles A. Nelson.....	398
David M. Patch.....	248	Theodore Barnes.....	400
Julian F. Horne.....	235	William J. Orchard.....	400
Joseph P. Gallivan.....	237	Eugene Schwender.....	400
Donald C. McPherson.....	239	George A. Gilman.....	409
Howard W. Forbes.....	246	John McCarthy.....	397

Republican Votes Cast at State Primary, 1912.
FOR WARD COMMITTEES.

Ward 24.

[Entitled to Fifteen.]

Walter N. Baker.....	903	George H. Watson.....	885
Williard W. Hibbard.....	897	George W. Penniman.....	880
Charles C. De Lappe.....	879	Arthur C. MacDonald.....	875
Andrew J. Sullivan.....	871	James L. Strait.....	878
Charles Patterson.....	879	Henry S. Clark.....	889
Samuel T. Cobb, Jr.....	879	George H. Manks.....	873
Charles E. Turner.....	873	James Callahan.....	20
Lester Colby.....	879		

Ward 25.

[Entitled to Ten.]

William H. Squire.....	869	Pierce O'Connell.....	864
Nelson J. Ingalls.....	868	Lewis J. Hewitt.....	870
William S. Youngman.....	865	Albert E. Harding.....	866
Frank H. Howe.....	866	Joseph F. Lockett.....	866
E. Lyle Morey.....	860	Will S. Fuller.....	871

Ward 26.

[Entitled to Fifteen.]

Harry E. Astley.....	327	Chester W. Farwell.....	322
William Wragg.....	332	Frederic G. Katzmman.....	338
Frederick W. Boynton.....	317	John Johnston.....	317
Clarke Waters.....	313	John S. Stressenger.....	319
Edwin L. Marshall.....	310	William G. Nunn.....	309
William E. Norwood.....	311	Edward H. Kearney.....	319
Albert Davenport.....	317	Henry P. Herr.....	312
James E. Sheriden.....	324	All others.....	1

Number of Republican Ballots Cast at State Primary, 1912.

WARDS.	PRECINCTS.																Totals
	1.	2.	3.	4.	5.	6.	7.	8.	9.	10.	11.	12.	13.	14.	15.	16.	
1.....	85	118	178	135	84	24	70	93	81								868
2.....	16	11	15	13	14	41	20	11									141
3.....	46	17	23	6	7	5											104
4.....	8	29	24	17	5	14											97
5.....	39	28	4	17	8	13											109
6.....	9	54	17	16	21	59	26	34									236
7.....	11	22	21	53	6	5											118
8.....	9	17	70	33	25	25											179
9.....	19	10	4	11	40	45	10										139
10.....	19	48	65	57	59	56	182	129	177								792
11.....	74	28	77	99	86	64	81	90	155								754
12.....	133	126	34	102	88	33	20										536
13.....	8	4	7	11	16	12	14	11									83
14.....	28	9	20	46	68	51	54	70									346
15.....	13	3	21	16	24	40	56	47									220
16.....	22	22	43	81	63	130	44										405
17.....	9	8	35	70	7	3	8	15	23								173
18.....	38	49	71	51	11	48											268
19.....	35	13	14	5	23	35	6	26	35								192
20.....	85	96	92	92	41	84	167	192	107	128	131	135	70	64	128	113	1,725
21.....	124	55	76	138	98	140	92	144	111	80	104	52					1,214
22.....	145	54	13	135	99	148	118	71									783
23.....	92	33	23	48	37	58	68	105	29	113	107	125	96	111			1,045
24.....	53	51	110	128	183	117	125	180	114	143	136	98					1,438
25.....	93	140	86	34	179	96	128	69	129	118							1,072
26.....	46	96	91	124	18	57	44										476
Total.....																	13,518

SOCIALIST VOTES CAST AT
STATE PRIMARY,
SEPTEMBER 24, 1912.

Socialist Votes Cast at State Primary, 1912.
FOR GOVERNOR.

WARD 1.			WARD 10.		
	ROLAND D. SAWYER.	All Others.		ROLAND D. SAWYER.	All Others.
Precinct 1.....	1	Precinct 1.....	1
" 2.....	1	" 4.....	2
" 3.....	1	" 7.....	1
" 6.....	2	Total.....	4
Total.....	5	WARD 11.		
WARD 2.			Precinct 1.....	1
Precinct 6.....	1	" 2.....	4
WARD 3.			" 3.....		1
Precinct 3.....	1	" 4.....		1
" 5.....	3	" 8.....	1
Total.....	4	Totals.....	6	2
WARD 5.			WARD 12.		
Precinct 1.....	1	Precinct 1.....	2
WARD 7.			" 2.....	1
Precinct 3.....	2	Total.....	3
WARD 8.			WARD 13.		
Precinct 2.....	2	Precinct 3.....	1
" 6.....	1	WARD 14.		
Total.....	3	Precinct 3.....	2
WARD 9.			" 4.....	3
Precinct 1.....	2	" 5.....	1
" 2.....	1	Total.....	6
" 3.....	2			
" 5.....	1			
" 6.....	1			
Totals.....	6	1			

Socialist Votes Cast at State Primary, 1912.
FOR GOVERNOR.

WARD 15.	ROLAND D. SAWYER.	All Others.	WARD 20.	ROLAND D. SAWYER.	All Others.
Precinct 2.....	2	Precinct 6.....	1
" 5.....	1	" 8.....	1
" 7.....	1	" 10.....	1
Total.....	4	" 12.....	1
			" 15.....	3
WARD 16.			Total.....	7
Precinct 3.....	1			
" 5.....	1	WARD 21.		
" 7.....	2	Precinct 7.....	1
Totals.....	3	1	" 8.....	2
			Total.....	3
WARD 17.					
Precinct 3.....	2	WARD 22.		
" 5.....	1	Precinct 1.....	1
Totals.....	2	1	" 4.....	3
			" 5.....	2
WARD 18.			" 6.....	2
Precinct 1.....	1	" 7.....	3
" 3.....	2	" 8.....	2
" 4.....	1	Total.....	10	3
" 5.....	2			
" 6.....	1			
Totals.....	3	4			
WARD 19.					
Precinct 1.....	1			
" 3.....	1			
" 5.....	2			
" 6.....	6			
" 9.....	4	1			
Totals.....	14	1			

Socialist Votes Cast at State Primary, 1912.
FOR GOVERNOR.

WARD 23.			WARD 25.		
	ROLAND D. SAWYER.	All Others.		ROLAND D. SAWYER.	All Others.
Precinct 3.....	3	Precinct 1.....	1
" 4.....	1	1	" 6.....	1
" 5.....	1	Total.....	2
" 7.....	3	WARD 26.		
" 10.....	1	Precinct 1.....	4
" 11.....	1	" 2.....	3
" 12.....	2	" 3.....	2
" 13.....	1	" 7.....	1
" 14.....	3	Totals.....	9	1
Totals.....	16	1	Grand totals.....		
WARD 24.			121	20	
Precinct 3.....	1			
" 7.....	1			
" 9.....	1			
" 10.....	2			
" 12.....	1			
Total.....	6			

Socialist Votes Cast at State Primary, 1912.

FOR LIEUTENANT GOVERNOR.		FOR SECRETARY.			FOR TREASURER.	
WARDS.	ROBERT B. MARTIN.	WARDS.	ELLEN HAYES.	All Others.	WARDS.	LOUIS F. WEISS.
1.....	5	1.....	4	1.....	3
5.....	1	5.....	1	5.....	1
8.....	3	8.....	3	8.....	3
10.....	4	9.....	3	9.....	3
11.....	6	10.....	4	10.....	4
13.....	1	11.....	6	11.....	6
14.....	3	14.....	3	14.....	2
15.....	2	15.....	2	15.....	2
16.....	2	16.....	1	16.....	1
18.....	1	18.....	1	19.....	1
24.....	3	19.....	1	20.....	2
25.....	2	20.....	2	22.....	3
		23.....	3	23.....	3
		24.....	2	1	24.....	1
		25.....	2	25.....	2
		26.....	8	26.....	10
Total.....	33	Totals.....	46	1	Total.....	47

Socialist Votes Cast at State Primary, 1912.

FOR AUDITOR.

FOR ATTORNEY-GENERAL.

FOR AUDITOR.		FOR ATTORNEY-GENERAL.	
WARDS.	SYLVESTER J. MCBRIDE.	WARDS.	GEORGE E. ROEWER, JR.
1.....	1	1.....	3
5.....	1	5.....	1
8.....	3	8.....	3
9.....	3	9.....	3
10.....	4	10.....	2
11.....	1	13.....	1
14.....	2	14.....	3
15.....	2	19.....	1
16.....	1	20.....	2
18.....	1	22.....	5
19.....	1	23.....	3
20.....	1	24.....	2
22.....	5	25.....	2
24.....	3	26.....	4
25.....	2		
Total.....	31	Total.....	35

Socialist Votes Cast at State Primary, 1912.

FOR REPRESENTATIVES IN CONGRESS.

*Tenth District.**Eleventh District.*

WARDS.	WARREN CARPENTER.	WARDS.	CHARLES F. CLAUS.
1.....	5	10.....	5
2.....	1	11.....	3
3.....	3	12.....	4
5.....	1	18.....	5
7.....	2	19.....	13
8.....	5	21.....	4
9.....	7	22.....	9
11.....	3	23.....	16
Total.....	27	Total.....	59

Thirteenth District. (Ward 25.) (No Nomination.)**Twelfth District.**Fourteenth District.**

WARDS.	THOMAS G. CONNOLLY.	WARD.	JOHN MCCARTY.
13.....	1	26.....	9
14.....	4		
15.....	5		
16.....	3		
17.....	4		
20.....	9		
24.....	7		
Total.....	33		

* The balance of this district is outside of Boston.

Socialist Votes Cast at State Primary, 1912.
FOR COUNCILORS.

<i>Second District.*</i>		<i>Fourth District.*</i>	
WARDS.	HOWARD B. BURKE.	WARDS.	CALVIN M. VERBECK.
20.....	2	1.....	1
23.....	1	10.....	1
24.....	3	11.....	1
26.....	4	25.....	2
Total.....	10	Total.....	5

No nomination in Third District.

* The balance of this district is outside of Boston.

Socialist Votes Cast at State Primary, 1912.

FOR SENATORS.

*First Suffolk District.**

	Ward 1.	Total.
Henry Erskine.....	1	1

Second Suffolk District. (Wards 2, 3, 4 and 5.)*

No nomination.

*Third Suffolk District.**

	Ward 6.	Ward 7.	Ward 8.	Total.
John J. McEttrick.....	—	—	2	2

Fourth Suffolk District.

	Ward 9.	Ward 12.	Ward 17.	Total.
Samuel Zorn.....	3	—	—	3

Fifth Suffolk District.

	Ward 10.	Ward 11.	Ward 25.	Total.
John Regan.....	3	1	2	6

Sixth Suffolk District. (Wards 13, 14, 15 and 16.)

No nomination.

Seventh Suffolk District.

	Ward 18.	Ward 19.	Ward 22.	Total.
Nicholas Dozenberg.....	1	1	4	6

Eighth Suffolk District.

	Ward 20.	Ward 21.	Total.
Joseph Bearak.....	7	4	11

Ninth Suffolk District.

	Ward 23.	Ward 24.	Total.
William L. Sweet.....	16	5	21

*First Norfolk District.**

	Ward 26.	Total.
William Litchfield.....	9	9

* The balance of this district is outside of Boston.

Socialist Votes Cast at State Primary, 1912.
FOR REPRESENTATIVES IN GENERAL COURT.

First Suffolk District.

	[Entitled to Two.]	Ward 1.
Samuel D. Levine.....		7
Abraham Segal.....		7

Second Suffolk District.

	[Entitled to Two.]	Ward 2.
Andrew P. Hickey.....		2

Third Suffolk District. (Ward 3.)

[Entitled to Two.]
 No nomination.

Fourth Suffolk District. (Wards 4 and 5.)

[Entitled to Three.]
 No nomination.

Sixth Suffolk District. (Ward 6.)

[Entitled to Two.]
 No nomination.

Seventh Suffolk District.

	[Entitled to One.]	Ward 7.
Hubert Riley.....		2

Eighth Suffolk District.

	[Entitled to Two.]	Ward 8.
Henry Bercowich.....		7
Eva Hoffman.....		6

Ninth Suffolk District.

	[Entitled to Two.]	Ward 9.
Abram Herman.....		8
Hyman M. Klein.....		9

Tenth Suffolk District.

	[Entitled to Two.]	Ward 10.
Onesime Cote.....		4
George W. Galvin.....		5

Eleventh Suffolk District.

	[Entitled to Two.]	Ward 11.
Edwin A. Franklin.....		6
Harriet E. Lothrop Raasch.....		6

Twelfth Suffolk District.

	[Entitled to Two.]	Ward 12.
David L. Bruce.....		4
All others.....		3

Socialist Votes Cast at State Primary, 1912.
FOR REPRESENTATIVES IN GENERAL COURT.

Thirteenth Suffolk District. (Ward 13.)

[Entitled to Two.]
 No nomination.

Fourteenth Suffolk District.

[Entitled to Two.]

	Ward 14.
William J. Hanrahan.....	5
Joseph Kovar.....	6

Fifteenth Suffolk District. (Ward 15.)

[Entitled to Two.]
 No nomination.

Sixteenth Suffolk District. (Ward 16.)

[Entitled to Two.]
 No nomination.

Seventeenth Suffolk District.

[Entitled to Two.]

	Ward 17.
Thomas H. Brophy.....	4

Eighteenth Suffolk District.

[Entitled to Two.]

	Ward 18.
Samuel Piller.....	7

Nineteenth Suffolk District.

[Entitled to Two.]

	Ward 19.
Jacob Hoffman.....	15
All others.....	5

Twentieth Suffolk District.

[Entitled to Three.]

	Ward 20.
James W. Ganter.....	7

Twenty-first Suffolk District. (Ward 21.)

[Entitled to Two.]
 No nomination.

Twenty-second Suffolk District.

[Entitled to Two.]

	Ward 22.
Fred E. Winters.....	9
Joe Wencel.....	6
All others.....	1

Twenty-third Suffolk District.

[Entitled to Two.]

	Ward 23.
William C. Hoeckel.....	17
Robert K. Thayer.....	17

Socialist Votes Cast at State Primary, 1912.
FOR REPRESENTATIVES IN GENERAL COURT.

Twenty-fourth Suffolk District.

[Entitled to Three.]

Ward 24.

Judah E. Bellows.....	3
Fred W. Crandall.....	5
All others.....	2

Twenty-fifth Suffolk District. (Ward 25.)

[Entitled to Two.]

No nomination.

Third Norfolk District.

[Entitled to One.]

Ward 26.

Fred H. Speed.....	10
All others.....	1

Socialist Votes Cast at State Primary, 1912.
FOR SHERIFF. (To Fill Vacancy.)

WARDS.	PATRICK MAHONEY.	All Others.
1.....	3	1
7.....	2	2
8.....	2
9.....	3	2
10.....	3	1
11.....	2	2
12.....	3
13.....	1
14.....	1	4
15.....	2	2
16.....	3
17.....	2
18.....	1	6
19.....	1	14
20.....	1	4
21.....	3
22.....	5	2
23.....	1	12
24.....	2	2
25.....	2
Totals.....	29	66

Socialist Votes Cast at State Primary, 1912.

FOR STATE COMMITTEE.

*First Suffolk District.**

	Ward 1.	Total.
Walter S. Segal.....	1	1

*Second Suffolk District.**

	Ward 2.	Ward 3.	Ward 4.	Ward 5.	Total.
Frederick B. Chase.....	—	3	—	—	3

*Third Suffolk District.**

	Ward 6.	Ward 7.	Ward 8.	Total.
John J. McEttrick.....	—	—	2	2

Fourth Suffolk District.

	Ward 9.	Ward 12.	Ward 17.	Total.
Samuel Zorn.....	3	—	—	3

Fifth Suffolk District.

	Ward 10.	Ward 11.	Ward 25.	Total.
John Weaver Sherman.....	3	2	2	7

Sixth Suffolk District.

	Ward 13.	Ward 14.	Ward 15.	Ward 16.	Total.
Thomas G. Connolly.....	—	1	1	—	2

Seventh Suffolk District.

	Ward 18.	Ward 19.	Ward 22.	Total.
Nicholas Dozenberg.....	1	1	4	6

Eighth Suffolk District.

	Ward 20.	Ward 21.	Totals.
Moses J. Konikow.....	2	—	2
Samuel P. Levenberg.....	1	—	1

Ninth Suffolk District.

	Ward 23.	Ward 24.	Total.
H. Hector Beaton.....	15	7	22

*First Norfolk District.**

	Ward 26.	Total.
John A. L. Ross.....	8	8

* The balance of this district is outside of Boston.

Socialist Votes Cast at State Primary, 1912.
FOR DELEGATES TO STATE CONVENTION.

<i>Ward 1.</i>	
[Entitled to Two.]	
Abraham Segal.....	3 Samuel D. Levine..... 3
 <i>Ward 2.</i>	
[Entitled to Two.]	
No election.	
 <i>Ward 3.</i>	
[Entitled to One.]	
Frederick B. Chase.....	2
 <i>Ward 4.</i>	
[Entitled to One.]	
No election.	
 <i>Ward 5.</i>	
[Entitled to One.]	
No election.	
 <i>Ward 6.</i>	
[Entitled to One.]	
No election.	
 <i>Ward 7.</i>	
[Entitled to One.]	
John J. McEttrick.....	2
 <i>Ward 8.</i>	
[Entitled to Two.]	
Henry Bercovich.....	2 Louis Hoffman..... 2
 <i>Ward 9.</i>	
[Entitled to Two.]	
Abram Herman.....	3 All others..... 4
Hyman M. Klein.....	4
 <i>Ward 10.</i>	
[Entitled to Two.]	
Fred T. Whitney.....	4 All others..... 1
John Weaver Sherman.....	3
 <i>Ward 11.</i>	
[Entitled to Two.]	
Warren Carpenter.....	4 All others..... 3
Harriet E. Lothrop Raasch.....	2

Socialist Votes Cast at State Primary, 1912.
FOR DELEGATES TO STATE CONVENTION.

Ward 12.

[Entitled to Two.]

Louis Marcus..... 3 | David L. Bruce..... 3

Ward 13.

[Entitled to Two.]

John Raulinajtis..... 1

Ward 14.

[Entitled to Two.]

Joseph Kovar..... 4 | John M. McDonald..... 4
Joseph Lass..... 4

Ward 15.

[Entitled to Two.]

Michael J. Fennell..... 4 | John E. Barry..... 4

Ward 16.

[Entitled to Two.]

Thomas G. Connolly..... 2 | All others..... 2
Meyer Rubinowitz..... 2

Ward 17.

[Entitled to Two.]

Thomas H. Brophy..... 3

Ward 18.

[Entitled to One.]

Charles Payson..... 7

Ward 19.

[Entitled to Two.]

Jacob Hoffman..... 13 | All others..... 2
Nicholas Dozenberg..... 12

Ward 20.

[Entitled to Two.]

Samuel P. Levenberg..... 6 | James W. Ganter..... 3

Ward 21.

[Entitled to Two.]

Marcus Livingston..... 3 | All others..... 1
Henry Freidman..... 2

Ward 22.

[Entitled to Three.]

Fred E. Winters..... 9 | Emil Skalicky..... 8
Paul Barth..... 9

Socialist Votes Cast at State Primary, 1912.
FOR DELEGATES TO STATE CONVENTION.

Ward 23.

[Entitled to Two.]

H. Hector Beaton.....	12		Henry Hoeckel.....	12
-----------------------	----	--	--------------------	----

Ward 24.

[Entitled to Two.]

Judah E. Bellows.....	3		All others.....	2
Fred W. Crandall.....	2			

Ward 25.

[Entitled to One.]

Willis W. Hitchcock.....	2
--------------------------	---

Ward 26.

[Entitled to Two.]

Robert B. Martin.....	7		All others.....	1
Fred H. Speed.....	7			

Socialist Votes Cast at State Primary, 1912.

FOR WARD COMMITTEES.

Ward 1.

Samuel D. Levine.....	3		Abraham Segal.....	3
-----------------------	---	--	--------------------	---

Ward 2.

No election.

Ward 3.

Stephen O'Leary.....	1		Max Sedar.....	1
Frederick B. Chase.....	1			

Ward 4.

No election.

Ward 5.

No election.

Ward 6.

No election.

Ward 7.

John J. McEttrick.....	2		Hubert Riley.....	2
------------------------	---	--	-------------------	---

Ward 8.

Louis Hoffman.....	2		Eva Hoffman.....	2
Henry Bercovich.....	2			

Ward 9.

Hyman M. Klein.....	2		Samuel Zorn.....	2
Abram Herman.....	3			

Ward 10.

John Weaver Sherman.....	3		George W. Galvin.....	2
Frederick T. Whitney.....	4		Grover J. Shoholm.....	3

Ward 11.

Warren Carpenter.....	4		Thomas Ahearn.....	3
Harriet E. Lothrop Raasch.....	1		Edwin Franklin.....	3

Ward 12.

David L. Bruce.....	3		Louis Marcus.....	3
Emma P. Hutchins.....	3			

Ward 13.

No election.

Socialist Votes Cast at State Primary, 1912.
FOR WARD COMMITTEES.

Ward 14.

Joseph P. Lass.....	4		Joseph Kover.....	4
---------------------	---	--	-------------------	---

Ward 15.

Michael J. Fennell.....	3		John E. Barry.....	3
-------------------------	---	--	--------------------	---

Ward 16.

Thomas G. Connolly.....	2		Israel Spiegel.....	3
Meyer Rubinowitz.....	2			

Ward 17.

Thomas H. Brophy.....	2		Patrick Mahony.....	1
-----------------------	---	--	---------------------	---

Ward 18.

Charles Payson.....	7		Samuel Pillar.....	6
---------------------	---	--	--------------------	---

Ward 19.

Jacob Hoffman.....	8		William Sprogis.....	7
Nicholas Dozenberg.....	7			

Ward 20.

Samuel P. Levenberg.....	5		James W. Ganter.....	2
--------------------------	---	--	----------------------	---

Ward 21.

Marcus Livingston.....	3		Moses J. Konikow.....	2
Henry Friedman.....	2			

Ward 22.

Fred E. Winters.....	9		Paul Barth.....	8
Emil Skalicky.....	8			

Ward 23.

H. Hector Beaton.....	14		William L. Sweet.....	14
William C. Hoeckel.....	14		Allen G. Thayer.....	14
Henry Hoeckel.....	14		Charles F. Claus.....	14

Ward 24.

Judah E. Bellows.....	4		John Bergh.....	1
Joseph H. Allen.....	2		Fred W. Crandell.....	1

Ward 25.

Willis W. Hitchcock.....	2			2
--------------------------	---	--	--	---

Ward 26.

Robert B. Martin.....	7		Fred H. Speed.....	7
Solomon J. Jones.....	6			

STATE ELECTION,
NOVEMBER 5, 1912.

Registered Male Voters, State Election, 1912.

WARDS.	PRECINCTS.																Totals.	Per cent Male Residents Registered by Wards.	
	1.	2.	3.	4.	5.	6.	7.	8.	9.	10.	11.	12.	13.	14.	15.	16.			
1.....	341	378	583	580	548	512	727	844	580	5,093	59
2.....	370	250	372	312	302	440	543	422	3,011	41
3.....	451	467	485	490	511	357	2,761	67
4.....	416	363	447	368	303	266	2,163	55
5.....	433	508	310	269	367	322	2,209	54
6.....	158	286	312	263	351	286	335	222	2,213	18
7.....	115	244	397	307	294	190	1,547	24
8.....	495	621	642	723	429	581	3,491	33
9.....	513	547	321	529	529	493	366	3,298	35
10.....	236	298	293	284	245	343	746	701	711	3,857	39
11.....	539	358	466	497	314	241	339	353	816	3,923	53
12.....	647	501	379	617	467	600	556	3,767	42
13.....	335	297	239	371	384	318	398	395	2,737	41
14.....	530	491	405	495	626	486	564	649	4,246	62
15.....	290	487	465	405	492	490	640	463	3,732	63
16.....	373	686	907	708	671	641	678	4,664	60
17.....	314	367	423	704	390	304	518	709	523	4,252	56
18.....	520	458	509	611	566	711	3,375	48
19.....	702	373	588	538	394	538	704	706	567	5,110	59
20.....	698	801	885	707	804	712	862	825	741	857	671	746	659	779	699	797	12,243	67
21.....	544	479	512	532	542	535	535	597	508	433	634	355	6,206	65
22.....	883	691	440	878	697	642	551	677	5,459	61
23.....	432	684	598	636	476	276	536	379	475	421	427	417	464	484	6,705	69
24.....	488	522	706	622	611	482	610	1,069	847	726	660	759	8,102	67
25.....	458	528	505	479	613	605	613	520	559	514	5,394	62
26.....	363	369	474	450	298	381	360	2,695	54
Total.....																	112,253		

Average per cent of male residents who registered, 52.

Votes Cast for Electors of President and Vice-President, State Election, 1912.

WARD 1.	CHAFIN and WATKINS, Prohibition.	DEBS and SEIDEL, Socialist.	REIMER and GILHAUS, Socialist Labor.	ROOSEVELT and JOHNSON, Progressive Party.	TAFT and SHERMAN, Republican.	WILSON and MARSHALL, Democratic.
Precinct 1.....	2	4	92	76	85
" 2.....	1	5	108	99	84
" 3.....	1	6	2	183	144	141
" 4.....	4	8	141	120	180
" 5.....	1	4	2	95	86	248
" 6.....	1	17	93	73	219
" 7.....	3	6	1	132	106	305
" 8.....	3	12	122	147	393
" 9.....	2	4	135	117	204
Totals.....	18	66	5	1,101	968	1,859
WARD 2.						
Precinct 1.....	1	5	54	44	152
" 2.....	36	37	101
" 3.....	5	46	52	170
" 4.....	4	1	55	37	144
" 5.....	5	52	35	142
" 6.....	1	4	72	56	202
" 7.....	3	92	66	254
" 8.....	2	21	2	73	53	179
Totals.....	4	47	3	480	380	1,344
WARD 3.						
Precinct 1.....	1	1	1	72	76	193
" 2.....	2	3	1	67	40	245
" 3.....	3	75	54	251
" 4.....	54	29	276
" 5.....	7	1	58	36	286
" 6.....	1	2	29	20	213
Totals.....	4	16	3	355	255	1,464

Votes Cast for Electors of President and Vice-President, State Election, 1912.

WARD 4.	CHAFFIN and WATKINS, Prohibition.	DEBS and SEIDEL, Socialist.	REIMER and GILLHAUS, Socialist Labor.	ROOSEVELT and JOHNSON, Progressive Party.	TAFT and SHERMAN, Republican.	WILSON and MARSHALL, Democratic.
Precinct 1.....	1	1	1	35	42	219
" 2.....	3	2		52	48	146
" 3.....	1	4	1	65	59	192
" 4.....		2	1	26	48	186
" 5.....	1	1		12	36	161
" 6.....	1	2		28	51	107
Totals.....	7	12	3	218	284	1,011
WARD 5.						
Precinct 1.....		4	1	66	70	183
" 2.....	1	3		57	61	280
" 3.....		2		20	18	174
" 4.....	1	1		33	37	118
" 5.....		4		32	44	212
" 6.....		3		39	30	171
Totals.....	2	17	1	247	260	1,138
WARD 6.						
Precinct 1.....				36	10	78
" 2.....				107	52	59
" 3.....				93	40	103
" 4.....		1		72	48	86
" 5.....		4		133	46	80
" 6.....	1	1	1	74	73	97
" 7.....		2		80	57	123
" 8.....				62	29	75
Totals.....	1	8	1	657	355	701

Votes Cast for Electors of President and Vice-President, State Election, 1912.

WARD 7.	CHAFIN and WATKINS, Prohibition.	DEBS and SEIDEL, Socialist.	REIMER and GILLHAUS, Socialist Labor.	ROOSEVELT and JOHNSON, Progressive Party.	TAFT and SHERMAN, Republican.	WILSON and MARSHALL, Democratic.
Precinct 1.....				14	27	47
" 2.....	1	5	1	25	49	111
" 3.....	2	7	1	78	58	175
" 4.....	2	7		58	56	102
" 5.....		2		31	34	147
" 6.....				22	21	88
Totals.....	5	21	2	228	245	670
WARD 8.						
Precinct 1.....	1	11		65	16	258
" 2.....		7		104	26	315
" 3.....		14		112	128	250
" 4.....	1	37		159	83	331
" 5.....	1	33		104	56	166
" 6.....	5	43	1	84	63	279
Totals.....	8	145	1	628	372	1,599
WARD 9.						
Precinct 1.....	2	23	3	120	60	164
" 2.....	2	13		83	58	245
" 3.....	2	21		77	38	96
" 4.....		14	1	65	59	254
" 5.....		18		82	96	167
" 6.....	2	12		85	116	162
" 7.....	3	1		32	34	194
Totals.....	11	102	4	544	461	1,282

Votes Cast for Electors of President and Vice-President, State Election, 1912.

WARD 10.	CHAFFIN and WATKINS, Prohibition.	DEBS and SEIDEL, Socialist.	REIMER and GILLHAUS, Socialist Labor.	ROOSEVELT and JOHNSON, Progressive Party.	TAFT and SHERMAN, Republican.	WILSON and MARSHALL, Democratic.
Precinct 1.....	1	4	22	39	114
" 2.....	9	1	73	62	91
" 3.....	1	1	7	82	66	66
" 4.....	13	77	60	57
" 5.....	3	2	81	53	41
" 6.....	1	4	105	76	77
" 7.....	1	7	197	277	163
" 8.....	2	8	173	193	190
" 9.....	1	11	1	197	230	154
Totals.....	7	60	11	1,007	1,056	953
WARD 11.						
Precinct 1.....	6	16	1	136	127	150
" 2.....	29	109	55	82
" 3.....	15	2	97	118	157
" 4.....	2	5	87	198	138
" 5.....	28	171	82
" 6.....	1	2	48	125	54
" 7.....	1	77	151	65
" 8.....	1	41	200	75
" 9.....	1	3	136	367	170
Totals.....	11	71	3	759	1,512	973
WARD 12.						
Precinct 1.....	22	1	175	149	164
" 2.....	7	144	127	115
" 3.....	1	4	97	62	123
" 4.....	2	5	149	129	201
" 5.....	3	42	118	112
" 6.....	1	10	4	90	101	251
" 7.....	3	7	2	50	68	318
Totals.....	10	55	7	747	754	1,284

Votes Cast for Electors of President and Vice-President, State Election, 1912.

WARD 13.	CHAFIN and WATKINS, Prohibition.	DEBS and SEIDEL, Socialist.	REIMER and GILLHAUS, Socialist Labor.	ROOSEVELT and JOHNSON, Progressive Party.	TAFT and SHERMAN, Republican.	WILSON and MARSHALL, Democratic.
Precinct 1		1		12	43	164
" 2				10	29	149
" 3	1	3		12	31	115
" 4		2		33	37	194
" 5	1			27	48	205
" 6		2	2	15	35	164
" 7		6	1	20	44	223
" 8		6		19	32	213
Totals.....	2	20	3	148	299	1,427
WARD 14.						
Precinct 1			7	49	75	231
" 2	1	6		22	56	292
" 3		7	3	40	55	203
" 4		11		60	120	195
" 5		25	7	72	136	237
" 6		15		90	99	171
" 7	2	7	2	75	99	262
" 8	1	1	1	93	144	257
Totals.....	4	72	20	501	784	1,848
WARD 15.						
Precinct 1			3	29	33	131
" 2	2	15		30	39	241
" 3		1		35	48	246
" 4		6		52	41	195
" 5		7		44	75	265
" 6	2	12	3	72	74	219
" 7	1	19	1	65	108	255
" 8	1	6	4	63	77	209
Totals.....	6	66	11	390	495	1,761

Votes Cast for Electors of President and Vice-President, State Election, 1912.

WARD 16.	CHAFFIN and WATKINS, Prohibition.	DEBS and SEIDEL, Socialist.	REIMER and GILLHAUS, Socialist Labor.	ROOSEVELT and JOHNSON, Progressive Party.	TAFT and SHEEMAN, Republican.	WILSON and MARSHALL, Democratic.
Precinct 1.....	1	7	1	48	45	172
" 2.....				93	79	321
" 3.....		14		96	146	444
" 4.....	2	2	1	159	147	229
" 5.....	5	6		119	131	268
" 6.....		3	1	152	192	183
" 7.....	3	23	1	55	185	263
Totals.....	11	55	4	722	925	1,880
WARD 17.						
Precinct 1.....	2	1		31	30	140
" 2.....	2	2		22	36	209
" 3.....		9		70	89	179
" 4.....	2	12		125	118	306
" 5.....		7		33	35	199
" 6.....		5		16	25	166
" 7.....				26	51	319
" 8.....		5		58	64	395
" 9.....	1	8	1	58	88	265
Totals.....	7	49	1	439	536	2,178
WARD 18.						
Precinct 1.....	1	9	1	99	71	187
" 2.....		3		74	93	126
" 3.....	1	11		121	126	86
" 4.....	5	7		108	109	148
" 5.....	3	10		55	48	285
" 6.....	4	9	1	109	114	316
Totals.....	14	49	2	566	561	1,148

Votes Cast for Electors of President and Vice-President, State Election, 1912.

WARD 19.	CHAFIN and WATKINS, Prohibition.	DEBS and SEIDEL, Socialist.	REIMER and GILLHAUS, Socialist Labor.	ROOSEVELT and JOHNSON, Progressive Party.	TAFT and SHERMAN, Republican.	WILSON and MARSHALL, Democratic.
Precinct 1.....	3	9	82	112	338
" 2.....	5	48	52	154
" 3.....	2	1	28	62	332
" 4.....	1	11	38	46	299
" 5.....	1	4	1	54	58	176
" 6.....	2	17	85	95	200
" 7.....	1	6	48	79	430
" 8.....	1	18	72	100	361
" 9.....	21	3	80	79	245
Totals.....	11	92	4	535	683	2,535
WARD 20.						
Precinct 1.....	3	3	169	115	278
" 2.....	8	1	164	134	317
" 3.....	4	4	179	168	363
" 4.....	2	15	169	125	285
" 5.....	1	9	1	72	114	423
" 6.....	1	12	141	124	290
" 7.....	2	3	1	231	214	259
" 8.....	1	2	255	256	176
" 9.....	4	7	216	164	207
" 10.....	1	12	239	228	235
" 11.....	24	2	230	151	148
" 12.....	9	201	180	206
" 13.....	2	6	139	158	199
" 14.....	8	1	136	116	368
" 15.....	35	1	243	133	157
" 16.....	7	167	177	281
Totals.....	14	164	14	2,951	2,557	4,192

Votes Cast for Electors of President and Vice-President, State Election, 1912.

WARD 21.	CHAFIN and WATKINS, Prohibition.	DEBS and SEIDEL, Socialist.	REIMER and GILLHAUS, Socialist Labor.	ROOSEVELT and JOHNSON, Progressive Party.	TAFT and SHERMAN, Republican.	WILSON and MARSHALL, Democratic.
Precinct 1.....	1	2	1	132	120	175
" 2.....	1	10	1	86	73	197
" 3.....	1	9		84	110	188
" 4.....		7		124	127	170
" 5.....	1	13	1	128	136	152
" 6.....	3	1		150	155	135
" 7.....	1	11		109	124	184
" 8.....		16		151	217	137
" 9.....	1	1		105	157	153
" 10.....		2		110	118	129
" 11.....	3	8	1	176	182	158
" 12.....	1	5	4	70	60	159
Totals.....	13	85	8	1,425	1,579	1,937
WARD 22.						
Precinct 1.....	4	21	3	204	168	326
" 2.....	4	20	2	110	89	324
" 3.....	1	9		35	30	255
" 4.....	3	29	6	200	183	244
" 5.....		38	4	120	101	277
" 6.....	4	13		172	174	155
" 7.....	8	11	4	119	141	169
" 8.....		31	3	99	101	303
Totals.....	24	172	22	1,059	987	2,053

Votes Cast for Electors of President and Vice-President, State Election, 1912.

WARD 23.	CHAPIN and WATKINS, Prohibition.	DEBS and SEIDEL, Socialist.	REIMER and GILLHAUS, Socialist Labor.	ROOSEVELT and JOHNSON, Progressive Party.	TAFT and SHERMAN, Republican.	WILSON and MARSHALL, Democratic.
Precinct 1.....	1	1	3	88	149	135
" 2.....	1	8		69	83	383
" 3.....	1	22	3	81	65	290
" 4.....	5	13		121	101	296
" 5.....		11		82	70	226
" 6.....	3	1		89	66	74
" 7.....	2	18	1	159	105	148
" 8.....				113	129	97
" 9.....	1	7		106	97	162
" 10.....	2	7		122	141	98
" 11.....	2	6		141	119	105
" 12.....	2	8	1	143	97	119
" 13.....		13	1	149	100	135
" 14.....		18		176	93	114
Totals.....	20	133	9	1,639	1,415	2,382
WARD 24.						
Precinct 1.....		6	1	81	60	225
" 2.....		10	4	94	87	207
" 3.....		5	2	173	144	271
" 4.....	1	7	1	169	165	175
" 5.....		1		157	167	194
" 6.....	4	3	1	160	74	170
" 7.....	4	6		195	144	173
" 8.....		19	5	252	267	323
" 9.....	4	31	1	270	140	237
" 10.....	3	10	1	223	171	219
" 11.....		5		176	146	247
" 12.....	1	16	2	183	142	247
Totals.....	17	119	18	2,133	1,707	2,688

Votes Cast for Electors of President and Vice-President, State Election, 1912.

WARD 25.	CHAFIN and WATKINS, Prohibition.	DEBS and SEIDEL, Socialist.	REIMER and GILLHAUS, Socialist Labor.	ROOSEVELT and JOHNSON, Progressive Party.	TAFT and SHERMAN, Republican.	WILSON and MARSHALL, Democratic.
Precinct 1.....	2	9	117	113	139
" 2.....	2	1	159	171	110
" 3.....	1	5	109	107	192
" 4.....	6	79	56	233
" 5.....	2	2	1	179	206	145
" 6.....	1	3	113	127	243
" 7.....	2	4	128	202	192
" 8.....	1	2	77	110	244
" 9.....	2	5	131	117	235
" 10.....	3	4	1	139	112	171
Totals.....	14	42	3	1,231	1,321	1,904
WARD 26.						
Precinct 1.....	15	145	71	90
" 2.....	2	12	153	103	78
" 3.....	5	12	1	149	129	141
" 4.....	2	6	152	151	103
" 5.....	1	10	31	52	166
" 6.....	16	1	118	87	122
" 7.....	2	9	1	75	83	153
Totals.....	12	80	3	823	676	853
Grand totals.....	257	1,818	166	21,533	21,427	43,063

Votes Cast for Governor, State Election, 1912.

WARD 1.	CHARLES S. BIRD, Progressive Party.	EUGENE N. FOSS, Democratic.	PATRICK MULLIGAN, Socialist Labor.	FRANK N. RAND, Prohibition.	ROLAND D. SAWYER, Socialist.	JOSEPH WALKER, Republican.	Blanks.	Totals for all Candidates for Governor.
Precinct 1.....	69	115	2	5	67	13	258
" 2.....	89	104	1	7	99	10	300
" 3.....	146	174	1	2	8	133	18	464
" 4.....	100	214	1	3	6	121	34	445
" 5.....	62	275	1	6	79	33	423
" 6.....	65	295	17	23	33	400
" 7.....	112	366	2	3	6	68	41	557
" 8.....	117	443	24	9	67	41	660
" 9.....	93	272	2	2	2	83	36	454
Totals.....	853	2,258	31	13	66	740	259	3,961
WARD 2.								
Precinct 1.....	39	193	6	16	25	254
" 2.....	29	123	1	2	20	16	175
" 3.....	29	205	2	6	28	19	270
" 4.....	26	176	2	11	15	28	230
" 5.....	37	160	5	26	23	228
" 6.....	63	225	2	3	33	34	326
" 7.....	60	298	4	2	31	51	395
" 8.....	52	210	2	1	16	28	33	309
Totals.....	335	1,590	11	3	51	197	229	2,187
WARD 3.								
Precinct 1.....	59	206	3	1	64	21	333
" 2.....	59	258	1	1	3	27	16	349
" 3.....	58	281	2	2	28	24	371
" 4.....	45	295	1	1	11	29	353
" 5.....	46	317	1	6	12	24	382
" 6.....	28	228	1	4	17	261
Totals.....	295	1,585	6	3	14	146	131	2,049

Votes Cast for Governor, State Election, 1912.

WARD 4.	CHARLES S. BIRD, Progressive Party.	EUGENE N. FOSS, Democratic.	PATRICK MULLIGAN, Socialist Labor.	FRANK N. RAND, Prohibition.	ROLAND D. SAWYER, Socialist.	JOSEPH WALKER, Republican.	Blanks.	Totals for all Candi- dates for Governor.
Precinct 1.....	38	235	2	16	18	291
" 2.....	46	158	2	2	2	39	16	249
" 3.....	48	215	1	1	4	38	28	307
" 4.....	37	206	3	26	11	272
" 5.....	16	177	1	10	22	204
" 6.....	28	126	1	30	12	185
Totals.....	213	1,117	3	3	13	159	107	1,508
WARD 5.								
Precinct 1.....	56	203	4	43	25	306
" 2.....	53	307	1	6	33	19	400
" 3.....	22	187	2	8	18	219
" 4.....	42	119	1	27	7	189
" 5.....	23	232	1	1	3	21	24	281
" 6.....	35	189	1	19	13	244
Totals.....	231	1,237	2	2	16	151	106	1,639
WARD 6.								
Precinct 1.....	7	95	12	17	114
" 2.....	33	123	2	1	40	44	199
" 3.....	36	169	4	1	5	19	29	234
" 4.....	16	133	1	1	27	47	178
" 5.....	46	167	2	2	35	36	252
" 6.....	52	111	2	1	1	75	11	242
" 7.....	35	169	2	1	11	28	42	246
" 8.....	16	110	5	1	17	43	149
Totals.....	241	1,077	18	3	22	253	269	1,614

Votes Cast for Governor, State Election, 1912.

WARD 7.	CHARLES S. BIRD, Progressive Party.	EUGENE N. FOSS, Democratic.	PATRICK MULLIGAN, Socialist Labor.	FRANK N. RAND, Prohibition.	ROLAND D. SAWYER, Socialist.	JOSEPH WALKER, Republican.	Blanks.	Totals for all Candi- dates for Governor.
Precinct 1.....	15	48	21	6	84
" 2.....	23	128	1	4	6	29	8	191
" 3.....	52	207	2	4	36	21	301
" 4.....	41	127	1	5	40	19	214
" 5.....	28	179	1	2	5	19	215
" 6.....	21	104	4	15	129
Totals.....	180	793	5	4	17	135	88	1,134
WARD 8.								
Precinct 1.....	35	277	3	1	11	8	32	335
" 2.....	19	406	2	1	7	13	20	448
" 3.....	97	277	9	112	20	495
" 4.....	86	423	6	2	32	44	38	593
" 5.....	45	238	1	1	29	26	35	340
" 6.....	71	333	3	1	34	31	26	473
Totals.....	353	1,954	15	6	122	234	171	2,684
WARD 9.								
Precinct 1.....	90	201	6	1	21	44	27	363
" 2.....	53	280	1	11	39	37	384
" 3.....	40	134	3	4	16	15	40	212
" 4.....	56	274	2	1	11	25	41	369
" 5.....	79	208	2	3	14	55	14	361
" 6.....	79	191	3	1	11	82	20	367
" 7.....	29	200	3	1	4	13	22	250
Totals.....	426	1,488	20	11	88	273	201	2,306

Votes Cast for Governor, State Election, 1912.

WARD 10.	CHARLES S. BRD, Progressive Party.	EUGENE N. FOSS, Democratic.	PATRICK MULLIGAN, Socialist Labor.	FRANK N. RAND, Prohibition.	ROLAND D. SAWYER, Socialist.	JOSEPH WALKER, Republican.	Blanks.	Totals for all Candi- dates for Governor.
Precinct 1.....	18	132	2	19	14	171
" 2.....	51	109	1	8	64	8	233
" 3.....	61	87	2	5	64	14	219
" 4.....	74	72	10	51	13	207
" 5.....	62	59	2	2	52	11	177
" 6.....	87	83	1	3	79	18	253
" 7.....	168	146	1	6	312	16	633
" 8.....	149	208	10	187	19	554
" 9.....	177	157	5	1	8	247	14	595
Totals.....	847	1,053	9	4	54	1,075	127	3,042
WARD 11.								
Precinct 1.....	118	176	2	4	14	121	18	435
" 2.....	63	120	5	29	41	38	258
" 3.....	93	177	3	16	100	16	389
" 4.....	99	91	3	5	219	20	417
" 5.....	39	32	207	5	278
" 6.....	44	37	1	1	142	5	225
" 7.....	54	44	192	6	290
" 8.....	48	31	1	237	2	317
" 9.....	136	146	1	2	391	17	676
Totals.....	694	854	10	9	68	1,650	127	3,285
WARD 12.								
Precinct 1.....	152	189	3	16	141	21	501
" 2.....	120	120	1	6	131	23	378
" 3.....	75	150	1	4	54	19	284
" 4.....	130	247	3	5	97	15	482
" 5.....	82	142	1	2	104	41	331
" 6.....	91	286	4	2	8	62	9	453
" 7.....	56	335	2	1	8	25	46	427
Totals.....	706	1,469	10	8	49	614	174	2,856

Votes Cast for Governor, State Election, 1912.

WARD 13.	CHARLES S. BIRD, Progressive Party.	EUGENE N. FOSS, Democratic.	PATRICK MULLIGAN, Socialist Labor.	FRANK N. RAND, Prohibition.	ROLAND D. SAWYER, Socialist.	JOSEPH WALKER, Republican.	Blanks.	Totals for all Candi- dates for Governor.
Precinct 1.....	20	184	1	1	1	5	26	212
" 2.....	15	177	1	2	6	16	201
" 3.....	21	132	1	3	9	11	166
" 4.....	31	228	1	2	1	13	13	276
" 5.....	37	233	4	11	16	285
" 6.....	27	176	3	6	10	13	222
" 7.....	21	243	1	4	16	22	285
" 8.....	27	228	1	9	9	16	274
Totals.....	199	1,601	8	4	30	79	133	1,921
WARD 14.								
Precinct 1.....	48	277	1	1	7	20	29	354
" 2.....	30	310	4	1	18	28	363
" 3.....	38	231	1	6	26	17	302
" 4.....	65	239	1	12	58	18	375
" 5.....	79	285	7	2	19	81	24	473
" 6.....	86	196	1	14	69	19	366
" 7.....	77	308	3	6	53	14	447
" 8.....	91	321	1	8	87	16	508
Totals.....	514	2,167	19	3	73	412	165	3,188
WARD 15.								
Precinct 1.....	36	142	3	15	13	196
" 2.....	35	271	14	10	23	330
" 3.....	41	258	2	8	23	21	332
" 4.....	45	222	1	18	16	286
" 5.....	48	293	5	37	21	383
" 6.....	73	236	1	9	57	15	376
" 7.....	66	288	2	20	73	18	449
" 8.....	73	236	5	5	36	13	355
Totals.....	417	1,946	10	65	269	140	2,707

Votes Cast for Governor, State Election, 1912.

WARD 16.	CHARLES S. BIRD, Progressive Party.	EUGENE N. FOSS, Democratic.	PATRICK MULLIGAN, Socialist Labor.	FRANK N. RAND, Prohibition.	ROLAND D. SAWYER, Socialist.	JOSEPH WALKER, Republican.	Blanks.	Totals for all Candi- dates for Governor.
Precinct 1.....	49	192	2	4	21	20	268
" 2.....	86	365	3	11	43	24	508
" 3.....	93	513	2	12	72	29	692
" 4.....	141	263	1	3	2	126	15	536
" 5.....	126	296	3	3	95	14	523
" 6.....	137	200	1	3	187	13	528
" 7.....	106	324	2	20	64	33	516
Totals.....	738	2,153	9	8	55	608	148	3,571
WARD 17.								
Precinct 1.....	30	151	1	1	1	15	26	199
" 2.....	20	232	2	3	12	17	269
" 3.....	70	186	7	72	16	335
" 4.....	118	314	1	1	6	117	33	557
" 5.....	36	207	1	5	22	19	271
" 6.....	26	172	3	1	4	8	19	214
" 7.....	38	338	1	5	20	28	402
" 8.....	63	418	3	36	31	520
" 9.....	59	302	1	1	7	55	16	425
Totals.....	460	2,320	10	4	41	357	205	3,192
WARD 18.								
Precinct 1.....	77	221	1	3	49	36	351
" 2.....	56	154	1	2	67	48	280
" 3.....	87	114	2	1	7	107	42	318
" 4.....	82	184	4	74	50	344
" 5.....	39	339	3	1	10	22	23	414
" 6.....	95	366	2	1	8	32	76	504
Totals.....	436	1,378	7	5	34	351	275	2,211

Votes Cast for Governor, State Election, 1912.

WARD 19.	CHARLES S. BIRD, Progressive Party.	EUGENE N. FOSS, Democratic.	PATRICK MULLIGAN, Socialist Labor.	FRANK N. RAND, Prohibition.	ROLAND D. SAWYER, Socialist.	JOSEPH WALKER, Republican.	Blanks.	Totals for all Candi- dates for Governor.
Precinct 1.....	92	365	1	4	74	23	536
" 2.....	38	200	3	4	16	22	261
" 3.....	30	376	1	22	16	429
" 4.....	36	331	1	9	16	29	393
" 5.....	62	199	1	4	42	12	308
" 6.....	89	243	5	2	14	57	17	410
" 7.....	60	467	1	2	29	19	559
" 8.....	73	409	2	14	42	21	540
" 9.....	81	278	6	16	49	27	430
Totals.....	561	2,868	17	5	68	347	186	3,866
WARD 20.								
Precinct 1.....	162	288	4	1	3	105	29	563
" 2.....	154	347	2	5	115	16	623
" 3.....	182	393	2	7	124	16	708
" 4.....	150	291	2	1	7	132	23	583
" 5.....	84	442	2	6	74	34	608
" 6.....	150	312	8	95	18	565
" 7.....	211	274	1	3	205	23	694
" 8.....	225	179	2	2	280	4	688
" 9.....	200	217	2	4	170	15	593
" 10.....	215	258	7	217	27	697
" 11.....	186	216	3	1	22	129	17	557
" 12.....	181	222	1	9	164	25	577
" 13.....	127	229	1	1	7	130	24	495
" 14.....	134	398	4	4	84	19	624
" 15.....	187	235	2	29	94	31	547
" 16.....	171	304	5	145	14	625
Totals.....	2,719	4,605	23	9	128	2,263	335	9,747

Votes Cast for Governor, State Election, 1912.

WARD 21.	CHARLES S. BIRD, Progressive Party.	EUGENE N. FOSS, Democratic.	PATRICK MULLIGAN, Socialist Labor.	FRANK N. RAND, Prohibition.	ROLAND D. SAWYER, Socialist.	JOSEPH WALKER, Republican.	Blanks.	Totals for all Candi- dates for Governor.
Precinct 1.....	113	190	3	3	3	113	23	425
" 2.....	81	207	2	1	9	71	17	371
" 3.....	57	234	1	1	6	92	14	391
" 4.....	105	164	1	5	137	22	412
" 5.....	98	174	3	1	11	137	21	424
" 6.....	117	158	1	3	1	156	21	436
" 7.....	99	208	1	14	95	24	417
" 8.....	110	182	13	217	2	522
" 9.....	68	171	1	8	170	15	418
" 10.....	90	157	3	7	102	10	359
" 11.....	137	212	2	1	2	159	24	513
" 12:.....	65	160	3	5	58	9	291
Totals.....	1,140	2,217	20	11	84	1,507	202	4,979
WARD 22.								
Precinct 1.....	173	368	1	2	17	157	30	718
" 2.....	84	375	2	3	17	66	23	547
" 3.....	32	270	1	1	6	24	16	334
" 4.....	179	301	8	3	18	145	28	654
" 5.....	108	315	6	1	30	72	28	532
" 6.....	156	180	1	3	13	155	25	508
" 7.....	96	184	5	12	138	17	435
" 8.....	90	335	6	2	25	80	27	538
Totals.....	918	2,328	25	20	138	837	194	4,266

Votes Cast for Governor, State Election, 1912.

WARD 23.	CHARLES S. BIRD, Progressive Party.	EUGENE N. FOSS, Democratic.	PATRICK MULLIGAN, Socialist Labor.	FRANK N. RAND, Prohibition.	ROLAND D. SAWYER, Socialist.	JOSEPH WALKER, Republican.	Blanks.	Totals for all Candi- dates for Governor.
Precinct 1.....	65	157	1	1	3	150	12	377
" 2.....	65	426	1	1	4	61	28	558
" 3.....	89	313	3	17	44	28	466
" 4.....	117	352	2	1	9	58	14	539
" 5.....	83	252	2	10	36	23	383
" 6.....	74	92	3	1	64	10	234
" 7.....	148	171	3	1	13	104	10	440
" 8.....	110	75	2	153	6	340
" 9.....	105	186	2	5	68	19	366
" 10.....	97	99	6	163	10	365
" 11.....	130	117	2	122	9	371
" 12.....	137	121	1	3	6	101	11	369
" 13.....	144	145	2	10	98	9	399
" 14.....	168	120	15	91	18	394
Totals.....	1,532	2,626	15	12	103	1,313	207	5,601
WARD 24.								
Precinct 1.....	84	230	3	3	38	28	358
" 2.....	95	238	4	2	7	62	20	408
" 3.....	176	266	3	5	137	20	587
" 4.....	162	202	2	1	6	145	17	518
" 5.....	157	185	1	2	2	170	12	517
" 6.....	172	173	1	2	4	65	14	417
" 7.....	184	189	1	4	6	133	12	517
" 8.....	251	353	3	1	21	235	18	864
" 9.....	233	293	2	4	24	108	24	664
" 10.....	218	231	1	3	7	160	14	620
" 11.....	167	236	1	4	153	20	561
" 12.....	164	287	3	1	2	118	37	575
Totals.....	2,063	2,883	24	21	91	1,524	236	6,606

Votes Cast for Governor, State Election, 1912.

WARD 25.	CHARLES S. BIRD, Progressive Party.	EUGENE N. FOSS, Democratic.	PATRICK MULLIGAN, Socialist Labor.	FRANK N. RAND, Prohibition.	ROLAND D. SAWYER, Socialist.	JOSEPH WALKER, Republican.	Blanks.	Totals for all Candi- dates for Governor.
Precinct 1.....	97	165	1	1	9	107	15	380
" 2.....	142	124	1	166	17	433
" 3.....	84	217	3	1	4	96	24	405
" 4.....	54	274	6	45	30	379
" 5.....	142	169	1	4	2	216	9	534
" 6.....	103	237	2	3	133	32	478
" 7.....	112	201	4	200	19	517
" 8.....	64	276	1	2	1	83	19	427
" 9.....	99	253	1	3	123	21	479
" 10.....	106	202	2	1	124	13	435
Totals.....	1,003	2,118	8	11	34	1,293	199	4,467
WARD 26.								
Precinct 1.....	149	106	1	15	56	6	327
" 2.....	154	89	1	1	9	93	4	347
" 3.....	144	157	1	3	9	112	22	426
" 4.....	156	108	1	5	4	141	10	415
" 5.....	31	206	1	8	15	16	261
" 6.....	115	154	14	72	4	355
" 7.....	97	179	1	8	42	17	327
Totals.....	846	999	6	9	67	531	79	2,458
Grand totals.....	18,920	48,684	341	191	1,591	17,318	4,693	87,045

Proportion of men registered who voted for Governor, 78 per cent.

Votes Cast for Lieutenant Governor, State Election, 1912.

WARD 1.	DANIEL COSGROVE, Progressive Party.	ALFRED H. EVANS, Prohibition.	ROBERT LUCE, Republican.	ROBERT B. MARTIN, Socialist.	DENNIS MCGOFF, Socialist Labor.	DAVID I. WALSH, Democratic.	Blanks.	Totals for all Candidates for Lieutenant Governor.
Precinct 1.....	46	3	82	7	118	15	256
" 2.....	64	1	107	7	96	35	275
" 3.....	103	2	165	7	3	170	32	450
" 4.....	71	9	133	6	220	40	439
" 5.....	46	2	73	8	1	287	39	417
" 6.....	49	2	22	18	292	50	383
" 7.....	75	3	69	7	1	387	56	542
" 8.....	77	1	85	12	3	465	58	643
" 9.....	58	93	3	2	290	44	446
Totals.....	589	23	829	75	10	2,325	369	3,851
WARD 2.								
Precinct 1.....	25	1	20	5	196	32	247
" 2.....	18	19	1	2	130	21	170
" 3.....	21	32	7	2	201	26	263
" 4.....	16	2	26	5	174	35	223
" 5.....	27	23	6	2	160	33	218
" 6.....	45	2	41	2	1	225	44	316
" 7.....	47	2	24	4	2	299	68	378
" 8.....	27	33	17	1	214	50	292
Totals.....	226	7	218	47	10	1,599	309	2,107
WARD 3.								
Precinct 1.....	38	2	73	2	2	215	22	332
" 2.....	28	3	22	4	1	284	23	342
" 3.....	36	1	34	2	295	27	368
" 4.....	25	10	1	311	35	347
" 5.....	25	1	13	5	1	325	36	370
" 6.....	13	5	1	235	24	254
Totals.....	165	7	157	15	4	1,665	167	2,013

Votes Cast for Lieutenant Governor, State Election, 1912.

WARD 4.	DANIEL COSGROVE, Progressive Party.	ALFRED H. EVANS, Prohibition.	ROBERT LUCE, Republican.	ROBERT B. MARTIN, Socialist.	DENNIS MCGOFF, Socialist Labor.	DAVID I. WALSH, Democratic.	Blanks.	Totals for all Candidates for Lieutenant Governor.
Precinct 1.....	16	1	14	2	2	252	22	287
" 2.....	34	6	39	2	161	23	242
" 3.....	27	1	47	5	3	238	14	321
" 4.....	18	2	25	2	217	19	264
" 5.....	6	1	5	2	187	25	201
" 6.....	18	32	1	1	132	13	184
Totals.....	119	11	162	14	6	1,187	116	1,499
WARD 5.								
Precinct 1.....	40	55	3	1	210	22	309
" 2.....	37	1	30	4	326	21	398
" 3.....	12	2	7	2	194	20	217
" 4.....	20	28	1	131	16	180
" 5.....	15	19	3	245	23	282
" 6.....	24	18	1	1	186	27	230
Totals.....	148	22	141	11	2	1,292	129	1,616
WARD 6.								
Precinct 1.....	7	8	94	22	109
" 2.....	32	1	31	3	1	108	67	176
" 3.....	28	1	20	8	2	145	59	204
" 4.....	9	2	32	1	117	64	161
" 5.....	34	32	9	1	154	58	230
" 6.....	45	2	75	3	2	111	15	238
" 7.....	28	2	36	4	165	53	235
" 8.....	22	13	1	1	105	50	142
Totals.....	205	8	247	29	7	999	388	1,495

Votes Cast for Lieutenant Governor, State Election, 1912.

WARD 7.	DANIEL COSGROVE, Progressive Party.	ALFRED H. EVANS, Prohibition.	ROBERT JUICE, Republican.	ROBERT B. MARTIN, Socialist.	DENNIS MCGOFF, Socialist Labor.	DAVID I. WALSH, Democratic.	Blanks.	Totals for all Candidates for Lieutenant Governor.
Precinct 1.....	8	19	57	6	84
" 2.....	14	2	31	4	1	125	22	177
" 3.....	37	39	3	2	216	25	297
" 4.....	35	1	35	6	126	30	203
" 5.....	13	5	6	188	22	212
" 6.....	11	5	1	1	114	12	132
Totals.....	118	3	134	20	4	826	117	1,105
WARD 8.								
Precinct 1.....	17	1	9	13	1	281	45	322
" 2.....	22	16	8	406	16	452
" 3.....	77	118	12	286	22	493
" 4.....	63	7	46	33	6	400	76	555
" 5.....	30	2	29	33	2	238	41	334
" 6.....	46	3	30	32	1	331	56	443
Totals.....	255	13	248	123	18	1,942	256	2,599
WARD 9.								
Precinct 1.....	51	3	45	20	6	213	52	338
" 2.....	43	1	40	13	285	39	382
" 3.....	29	5	13	21	2	127	55	197
" 4.....	32	2	25	12	1	301	37	373
" 5.....	57	2	61	13	2	213	27	348
" 6.....	56	17	79	10	1	192	32	355
" 7.....	16	1	19	6	1	202	27	245
Totals.....	284	31	282	95	13	1,533	269	2,238

Votes Cast for Lieutenant Governor, State Election, 1912.

WARD 10.	DANIEL COSGROVE, Progressive Party.	ALFRED H. EVANS, Prohibition.	ROBERT LUCE, Republican.	ROBERT B. MARTIN, Socialist.	DENNIS MCGOFF, Socialist Labor.	DAVID I. WALSH, Democratic.	Blanks.	Totals for all Candidates for Lieutenant Governor.
Precinct 1.....	15	1	20	3	125	21	164
" 2.....	41	1	67	6	1	111	14	227
" 3.....	49	1	83	8	82	10	223
" 4.....	51	1	66	11	69	22	198
" 5.....	44	59	7	2	56	20	168
" 6.....	64	2	87	9	86	23	248
" 7.....	126	3	315	7	1	168	29	620
" 8.....	120	2	207	7	206	31	542
" 9.....	142	1	280	10	1	148	27	582
Totals.....	652	12	1,184	68	5	1,051	197	2,972
WARD 11.								
Precinct 1.....	88	4	143	19	1	162	36	417
" 2.....	44	3	49	33	111	56	240
" 3.....	59	3	120	16	5	177	25	380
" 4.....	64	2	253	4	2	91	21	416
" 5.....	22	2	216	37	6	277
" 6.....	36	2	144	1	39	8	222
" 7.....	35	206	49	6	290
" 8.....	26	1	258	1	25	8	311
" 9.....	88	2	421	3	152	27	666
Totals.....	462	19	1,810	77	8	843	193	3,219
WARD 12.								
Precinct 1.....	120	2	152	14	2	199	33	489
" 2.....	104	2	140	8	108	39	362
" 3.....	62	2	61	4	1	144	29	274
" 4.....	92	4	122	7	249	23	474
" 5.....	64	2	132	4	1	134	35	337
" 6.....	51	2	70	10	1	303	25	437
" 7.....	39	2	30	7	3	359	33	440
Totals.....	532	16	707	54	8	1,496	217	2,813

Votes Cast for Lieutenant Governor, State Election, 1912.

WARD 13.	DANIEL COSGROVE, Progressive Party.	ALFRED H. EVANS, Prohibition.	ROBERT LUCE, Republican.	ROBERT B. MARTIN, Socialist.	DENNIS MCGOFF, Socialist Labor.	DAVID I. WALSH, Democratic.	Blanks.	Totals for all Candidates for Lieutenant Governor.
Precinct 1.....	11	2	7	3	1	188	26	212
" 2.....	5	9	3	182	18	199
" 3.....	6	12	4	136	19	158
" 4.....	15	1	10	1	237	25	264
" 5.....	19	1	14	2	2	238	25	276
" 6.....	7	1	10	4	1	190	22	213
" 7.....	11	12	3	2	255	24	283
" 8.....	13	3	10	9	233	22	268
Totals.....	87	8	84	28	7	1,659	181	1,873
WARD 14.								
Precinct 1.....	29	22	6	288	38	345
" 2.....	18	1	13	7	314	38	353
" 3.....	26	22	7	1	246	17	302
" 4.....	50	2	57	15	241	28	365
" 5.....	43	83	18	6	310	37	460
" 6.....	53	1	76	14	1	224	16	369
" 7.....	52	1	56	8	3	304	37	424
" 8.....	50	1	97	13	1	332	30	494
Totals.....	321	6	426	88	12	2,259	241	3,112
WARD 15.								
Precinct 1.....	26	17	2	147	17	192
" 2.....	19	6	14	275	39	314
" 3.....	18	1	22	8	2	275	27	326
" 4.....	33	2	19	1	225	22	280
" 5.....	25	5	31	6	1	311	25	379
" 6.....	42	2	66	10	1	245	25	366
" 7.....	45	1	67	20	2	306	26	441
" 8.....	49	40	6	4	254	15	353
Totals.....	257	11	268	67	10	2,038	196	2,651

Votes Cast for Lieutenant Governor, State Election, 1912.

WARD 16.	DANIEL COSGROVE, Progressive Party.	ALFRED H. EVANS, Prohibition.	ROBERT LUCE, Republican.	ROBERT B. MARTIN, Socialist.	DENNIS MCGOFF, Socialist Labor.	DAVID I. WALSH, Democratic.	Blanks.	Totals for all Candidates for Lieutenant Governor.
Precinct 1.....	32	28	7	1	192	28	260
" 2.....	49	43	10	5	387	38	494
" 3.....	48	1	77	12	1	547	35	686
" 4.....	107	11	123	3	277	30	521
" 5.....	86	4	112	3	309	23	514
" 6.....	96	2	206	5	2	212	18	523
" 7.....	69	2	63	22	339	54	495
Totals.....	487	20	652	62	9	2,263	226	3,493
WARD 17.								
Precinct 1.....	16	15	2	3	156	33	192
" 2.....	14	16	3	235	18	268
" 3.....	51	2	80	5	194	19	332
" 4.....	82	117	8	350	33	557
" 5.....	21	1	17	4	217	30	260
" 6.....	13	1	8	5	180	26	207
" 7.....	14	1	22	2	4	353	34	396
" 8.....	39	2	38	3	3	428	38	513
" 9.....	32	2	66	9	1	309	22	419
Totals.....	282	9	379	41	11	2,422	253	3,144
WARD 18.								
Precinct 1.....	53	2	63	5	1	224	39	348
" 2.....	34	26	56	3	1	148	60	268
" 3.....	65	3	125	5	1	93	68	292
" 4.....	68	1	81	2	1	209	32	362
" 5.....	24	3	20	9	1	346	34	403
" 6.....	60	4	86	7	1	384	38	542
Totals.....	304	39	431	31	6	1,404	271	2,215

Votes Cast for Lieutenant Governor, State Election, 1912.

WARD 19.	DANIEL COSGROVE, Progressive Party.	ALFRED H. EVANS, Prohibition.	ROBERT LUCE, Republican.	ROBERT B. MARTIN, Socialist.	DENNIS MCGOFF, Socialist Labor.	DAVID I. WALSH, Democratic.	Blanks.	Totals for all Candidates for Lieutenant Governor.
Precinct 1.....	57	1	74	8	1	398	20	539
" 2.....	28	23	5	201	26	257
" 3.....	21	1	17	2	374	30	415
" 4.....	19	2	13	13	4	337	34	388
" 5.....	42	3	48	6	2	198	21	299
" 6.....	59	1	60	16	4	260	27	400
" 7.....	24	13	3	1	503	34	544
" 8.....	37	1	48	14	439	22	539
" 9.....	52	42	20	3	305	35	422
Totals.....	339	9	338	87	15	3,015	249	3,803
WARD 20.								
Precinct 1.....	120	2	117	9	4	303	37	555
" 2.....	106	1	127	5	2	373	25	614
" 3.....	119	3	139	9	1	435	18	706
" 4.....	95	3	154	9	2	312	31	575
" 5.....	46	2	69	10	3	471	41	601
" 6.....	100	98	9	354	22	561
" 7.....	164	4	237	4	290	18	699
" 8.....	164	5	300	4	204	15	677
" 9.....	138	5	205	5	235	20	588
" 10.....	160	5	245	8	268	38	686
" 11.....	154	2	154	21	2	200	41	533
" 12.....	130	2	203	9	225	33	569
" 13.....	85	1	140	9	1	249	34	485
" 14.....	88	1	81	7	1	441	24	619
" 15.....	126	4	114	28	3	235	68	510
" 16.....	118	1	164	4	326	26	613
Totals.....	1,913	41	2,547	150	19	4,921	491	9,591

Votes Cast for Lieutenant Governor, State Election, 1912.

WARD 21.	DANIEL COSGROVE, Progressive Party.	ALFRED H. EVANS, Prohibition.	ROBERT LUCE, Republican.	ROBERT B. MARTIN, Socialist.	DENNIS MCGOFF, Socialist Labor.	DAVID I. WALSH, Democratic.	Blanks.	Totals for all Candidates for Lieutenant Governor.
Precinct 1.....	76	5	126	6	3	200	32	416
" 2.....	56	3	68	9	3	227	22	366
" 3.....	40	1	99	7	2	235	21	384
" 4.....	80	1	145	5	1	177	25	409
" 5.....	73	4	139	10	2	190	27	418
" 6.....	80	3	193	2	1	165	13	444
" 7.....	63	4	154	17	1	166	36	405
" 8.....	79	1	216	12	189	27	497
" 9.....	53	2	175	9	175	19	414
" 10.....	67	5	114	8	2	157	16	353
" 11.....	101	1	188	4	3	200	40	497
" 12.....	49	2	64	6	3	161	15	285
Totals.....	817	32	1,681	95	21	2,242	293	4,888
WARD 22.								
Precinct 1.....	129	3	186	20	3	364	43	705
" 2.....	50	3	63	21	3	385	45	525
" 3.....	25	22	9	272	22	328
" 4.....	128	4	167	27	41	267	48	634
" 5.....	76	5	85	35	4	320	35	525
" 6.....	110	6	196	11	1	170	39	494
" 7.....	61	9	172	13	173	24	428
" 8.....	59	3	86	27	4	346	40	525
Totals.....	638	33	977	163	56	2,297	296	4,164

Votes Cast for Lieutenant Governor, State Election, 1912.

WARD 23.	DANIEL COSGROVE, Progressive Party.	ALFRED H. EVANS, Prohibition.	ROBERT LUCE, Republican.	ROBERT B. MARTIN, Socialist.	DENNIS MCGOFF, Socialist Labor.	DAVID I. WALSH, Democratic.	Blanks.	Totals for all Candidates for Lieutenant Governor.
Precinct 1.....	51	3	165	5	1	146	18	371
" 2.....	47	2	63	7	1	433	33	553
" 3.....	55	1	48	20	3	329	38	456
" 4.....	69	2	77	10	369	26	527
" 5.....	59	44	9	2	255	37	369
" 6.....	54	2	83	2	1	91	11	233
" 7.....	100	129	15	6	178	22	428
" 8.....	85	2	170	2	1	77	9	337
" 9.....	75	4	79	4	1	186	36	349
" 10.....	61	189	7	102	16	359
" 11.....	91	1	140	2	130	16	364
" 12.....	96	5	130	11	1	121	16	364
" 13.....	100	1	122	14	2	156	13	395
" 14.....	116	5	118	21	1	130	21	391
Totals.....	1,059	28	1,557	129	20	2,703	312	5,496
WARD 24.								
Precinct 1.....	56	1	51	5	1	225	47	339
" 2.....	64	3	74	10	5	242	30	398
" 3.....	122	160	8	2	290	25	582
" 4.....	98	3	175	9	2	224	24	511
" 5.....	108	1	179	3	1	219	18	511
" 6.....	130	3	85	3	1	185	24	407
" 7.....	142	2	165	7	2	194	17	512
" 8.....	169	2	271	12	3	374	51	831
" 9.....	182	4	143	30	1	294	34	654
" 10.....	154	4	190	13	1	246	26	608
" 11.....	103	4	184	5	1	255	29	552
" 12.....	120	2	136	10	4	309	31	581
Totals.....	1,448	29	1,813	115	24	3,057	356	6,486

Votes Cast for Lieutenant Governor, State Election, 1912.

WARD 25.	DANIEL COSGROVE, Progressive Party.	ALFRED H. EVANS, Prohibition.	ROBERT LUCE, Republican.	ROBERT B. MARTIN, Socialist.	DENNIS MCGOFF, Socialist Labor.	DAVID I. WALSH, Democratic.	Blanks.	Totals for all Candidates for Lieutenant Governor.
Precinct 1.....	75	5	117	9	1	171	17	378
" 2.....	101	1	185	4	136	23	427
" 3.....	59	1	107	48	183	31	398
" 4.....	35	1	44	10	286	33	376
" 5.....	100	7	245	1	1	169	20	523
" 6.....	82	139	3	2	258	26	484
" 7.....	87	3	202	5	216	23	513
" 8.....	34	89	3	1	292	27	419
" 9.....	67	2	132	8	271	20	480
" 10.....	71	2	138	5	1	209	22	426
Totals.....	711	22	1,398	96	6	2,191	242	4,424
WARD 26.								
Precinct 1.....	111	69	27	111	15	318
" 2.....	107	4	119	21	83	17	334
" 3.....	105	3	127	20	2	172	19	429
" 4.....	113	5	173	12	96	26	399
" 5.....	25	18	18	197	19	258
" 6.....	90	95	26	140	8	351
" 7.....	59	2	59	16	184	24	320
Totals.....	610	14	660	140	2	983	128	2,409
Grand totals.....	13,028	473	19,330	1,020	313	50,212	6,462	85,276

Proportion of men registered who voted for Lieutenant Governor, 76 per cent.

Votes Cast for State Officers (except Governor and Lieutenant Governor), State Election, 1912.

CANDIDATES FOR SECRETARY.	Votes Cast.
Frank J. Donahue, Democratic.....	43,908
Ellen Hayes, Socialist.....	2,096
Albert P. Langtry, Republican.....	20,922
Karl Lindstrand, Socialist Labor.....	475
William W. Nash, Prohibition.....	377
Russell A. Wood, Progressive Party.....	12,761
Total.....	80,539
Blanks.....	11,199

Proportion of men registered who voted for Secretary, 72 per cent.

CANDIDATES FOR TREASURER AND RECEIVER GENERAL.	Votes Cast.
Charles A. Chace, Prohibition.....	693
David Craig, Socialist Labor.....	601
Eldon B. Keith, Progressive Party.....	12,883
Joseph L. P. St. Coeur, Democratic.....	41,172
Elmer A. Stevens, Republican.....	22,223
Louis F. Weiss, Socialist.....	2,045
Total.....	79,617
Blanks.....	12,121

Proportion of men registered who voted for Treasurer, 71 per cent.

CANDIDATES FOR AUDITOR.	Votes Cast.
James F. Carens, Democratic.....	42,248
Herbert B. Griffin, Prohibition.....	815
Octave A. La Riviere, Progressive Party.....	11,814
Sylvester J. McBride, Socialist.....	2,025
Jeremiah P. McNally, Socialist Labor.....	575
John E. White, Republican.....	21,908
Total.....	79,385
Blanks.....	12,353

Proportion of men registered who voted for Auditor, 71 per cent.

Votes Cast for State Officers (except Governor and Lieutenant Governor), State Election, 1912.

CANDIDATES FOR ATTORNEY GENERAL.	Votes Cast.
George W. Anderson, Democratic.....	43,983
Frank Bohmbach, Socialist Labor.....	501
Freeman T. Crommett, Prohibition.....	436
H. Heustis Newton, Progressive Party.....	11,836
George E. Roewer, Jr., Socialist.....	1,925
James M. Swift, Republican.....	21,617
Total.....	80,298
Blanks.....	11,440

Proportion of men registered who voted for Attorney General, 72 per cent.

Votes Cast for Representative in Congress, State Election, 1912.
TENTH DISTRICT.

WARD 1.	DANIEL T. CALLAHAN, Progressive Party.	WARREN CARPENTER, Socialist.	LOYAL L. JENKINS, Republican.	WILLIAM F. MURRAY, Democratic.	Blanks.
Precinct 1	59	7	77	91	37
" 2	73	5	108	101	23
" 3	116	12	146	160	48
" 4	89	7	127	209	47
" 5	55	15	74	262	50
" 6	62	20	28	265	58
" 7	80	12	75	357	74
" 8	94	15	92	416	84
" 9	83	5	93	253	56
Totals.....	711	98	820	2,114	477
WARD 2.					
Precinct 1	46	9	14	170	40
" 2	31	3	14	111	32
" 3	28	7	33	181	40
" 4	30	3	20	160	45
" 5	41	9	16	153	32
" 6	71	5	43	198	43
" 7	79	4	21	256	86
" 8	52	21	23	195	51
Totals.....	378	61	184	1,424	369
WARD 3.					
Precinct 1	64	2	64	195	29
" 2	86	5	17	237	20
" 3	108	3	24	233	27
" 4	94	2	5	250	31
" 5	81	15	8	260	42
" 6	59	1	4	199	15
Totals.....	492	28	122	1,374	164

Votes Cast for Representative in Congress, State Election, 1912.

TENTH DISTRICT.—Continued.

WARD 4.	DANIEL T. CALLAHAN, Progressive Party.	WARREN CARPENTER, Socialist.	LOYAL L. JENKINS, Republican.	WILLIAM F. MURRAY, Democratic.	All Others.	Blanks.
Precinct 1	61	4	10	215	1	18
" 2	45	3	36	159	22
" 3	63	6	41	195	30
" 4	60	6	18	177	22
" 5	17	3	6	170	30
" 6	21	2	30	125	19
Totals	267	24	141	1,041	1	141
WARD 5.						
Precinct 1	57	5	43	202	24
" 2	61	6	22	306	24
" 3	25	1	9	185	17
" 4	36	3	20	123	14
" 5	35	4	22	211	33
" 6	36	2	16	178	25
Totals	250	21	132	1,205	137
WARD 6.						
Precinct 1	11	1	5	88	26
" 2	46	3	29	89	76
" 3	56	9	13	126	59
" 4	31	1	19	101	73
" 5	56	9	24	127	72
" 6	45	7	73	112	16
" 7	48	10	30	137	63
" 8	26	2	10	85	69
Totals	319	42	203	865	454
WARD 7.						
Precinct 1	12	21	46	11
" 2	21	8	36	106	28
" 3	60	7	42	184	29
" 4	46	7	34	112	34
" 5	32	5	162	35
" 6	18	3	7	96	20
Totals	189	30	140	706	157

Votes Cast for Representative in Congress, State Election, 1912.

TENTH DISTRICT.—*Concluded.*

WARD 8.	DANIEL T. CALLAHAN, Progressive Party.	WARREN CARPENTER, Socialist.	LOYAL L. JENKINS, Republican.	WILLIAM F. MURRAY, Democratic.	All Others.	Blanks.
Precinct 1.....	41	13	6	252	55
" 2.....	38	7	19	389	15
" 3.....	92	14	112	269	28
" 4.....	131	47	36	349	68
" 5.....	53	31	22	204	65
" 6.....	61	43	30	306	59
Totals.....	416	155	225	1,769	290
WARD 9.						
Precinct 1.....	87	32	37	180	54
" 2.....	67	17	37	235	65
" 3.....	74	21	11	94	52
" 4.....	92	13	20	238	47
" 5.....	91	14	64	179	27
" 6.....	80	14	92	165	36
" 7.....	38	7	15	191	21
Totals.....	529	118	276	1,282	302
WARD 11.						
Precinct 1.....	102	21	130	152	48
" 2.....	58	36	45	99	58
Totals.....	160	57	175	251	106
Grand totals.....	3,711	634	2,418	12,031	1	2,597

Registered voters, 26,683.

Votes cast, 18,795.

Proportion of men registered who voted for Congressman, 70 per cent.

Votes Cast for Representative in Congress, State Election, 1912.
ELEVENTH DISTRICT.

WARD 10.	CHARLES F. CLAUS, Socialist.	SHERWIN L. COOK, Republican.	ANDREW J. PETERS, Democratic.	All Others.	Blanks.
Precinct 1.....	5	27	127	26
" 2.....	12	82	124	23
" 3.....	10	82	103	38
" 4.....	18	72	94	36
" 5.....	14	79	54	41
" 6.....	10	108	111	42
" 7.....	18	366	213	1	51
" 8.....	18	248	247	60
" 9.....	20	310	216	63
Totals.....	125	1,374	1,289	1	380
WARD 11.					
Precinct 3.....	34	105	222	44
" 4.....	8	159	232	38
" 5.....	114	162	7
" 6.....	4	112	103	11
" 7.....	1	151	126	18
" 8.....	1	139	165	14
" 9.....	7	350	299	37
Totals.....	55	1,130	1,309	169
WARD 12.					
Precinct 1.....	30	196	234	62
" 2.....	13	176	155	57
" 3.....	12	93	153	45
" 4.....	16	142	267	72
" 5.....	8	128	175	61
" 6.....	18	93	312	39
" 7.....	16	44	358	55
Totals.....	113	872	1,654	391

Votes Cast for Representative in Congress, State Election, 1912.

ELEVENTH DISTRICT.—Continued.

WARD 18.	CHARLES F. CLAUS, Socialist.	SHERWIN L. COOK, Republican.	ANDREW J. PETERS, Democratic.	Blanks.
Precinct 1.....	17	91	229	50
" 2.....	50	70	135	73
" 3.....	16	148	110	86
" 4.....	10	96	214	74
" 5.....	17	37	352	31
" 6.....	19	121	392	48
Totals.....	129	563	1,432	362
WARD 19.				
Precinct 1.....	11	93	409	46
" 2.....	14	29	210	30
" 3.....	8	29	372	36
" 4.....	21	19	347	35
" 5.....	17	55	228	20
" 6.....	31	72	289	35
" 7.....	11	40	496	31
" 8.....	22	76	419	44
" 9.....	29	72	312	44
Totals.....	164	485	3,082	321
WARD 21.				
Precinct 1.....	10	151	224	63
" 2.....	16	94	243	35
" 3.....	11	103	254	37
" 4.....	11	162	224	37
" 5.....	18	173	212	42
" 6.....	6	204	189	58
" 7.....	18	128	245	50
" 8.....	24	230	225	45
" 9.....	12	174	215	32
" 10.....	13	138	150	68
" 11.....	14	212	249	62
" 12.....	8	68	201	23
Totals.....	161	1,837	2,631	552

Votes Cast for Representative in Congress, State Election, 1912.

ELEVENTH DISTRICT.— *Concluded.*

WARD 22.	CHARLES F. CLAUS, Socialist.	SHERWIN L. COOK, Republican.	ANDREW J. PETERS, Democratic.	All Others.	Blanks.
Precinct 1	33	209	448	58
" 2	33	85	392	60
" 3	12	30	275	33
" 4	48	201	375	58
" 5	55	119	342	44
" 6	25	186	261	61
" 7	20	146	265	21
" 8	41	111	360	53
Totals.....	267	1,087	2,718	388
WARD 23.					
Precinct 1	9	118	244	18
" 2	11	57	473	45
" 3	33	54	365	42
" 4	20	83	414	36
" 5	17	48	307	34
" 6	7	84	135	18
" 7	26	125	272	27
" 8	25	117	189	15
" 9	12	81	261	31
" 10	11	154	189	21
" 11	12	122	232	14
" 12	9	123	220	1	27
" 13	17	130	242	19
" 14	30	142	217	23
Totals.....	239	1,438	3,760	1	370
Grand totals.....	1,253	8,786	17,875	2	2,933

Registered voters, 37,505.

Votes cast, 27,916.

Proportion of men registered who voted for Congressman, 74 per cent.

Votes Cast for Representative in Congress, State Election, 1912.
TWELFTH DISTRICT.

WARD 13.	JAMES B. CONNOLLY, Progressive Party.	THOMAS G. CONNOLLY, Socialist.	JAMES M. CURLEY, Democratic.	CHARLES H. S. ROBINSON, Republican.	Blanks.
Precinct 1.....	54	5	150	9	20
" 2.....	58	6	131	5	17
" 3.....	43	4	107	11	12
" 4.....	79	9	181	9	11
" 5.....	80	13	182	11	15
" 6.....	61	7	147	10	10
" 7.....	80	9	193	7	18
" 8.....	77	8	180	7	18
Totals.....	532	61	1,271	69	121
WARD 14.					
Precinct 1.....	98	5	229	22	29
" 2.....	86	8	256	16	25
" 3.....	110	10	164	26	9
" 4.....	122	23	173	56	19
" 5.....	156	31	208	67	35
" 6.....	133	17	148	68	19
" 7.....	147	9	218	44	43
" 8.....	152	14	233	82	43
Totals.....	1,004	117	1,629	381	222
WARD 15.					
Precinct 1.....	53	2	124	18	12
" 2.....	94	19	212	10	18
" 3.....	101	9	203	16	24
" 4.....	123	7	139	17	16
" 5.....	149	17	191	24	23
" 6.....	153	9	161	51	17
" 7.....	160	22	204	58	23
" 8.....	142	9	168	33	16
Totals.....	975	94	1,402	227	149

Votes Cast for Representative in Congress, State Election, 1912.
TWELFTH DISTRICT.—Continued.

WARD 16.	JAMES B. CONNOLLY, Progressive Party.	THOMAS G. CONNOLLY, Socialist.	JAMES M. CURLEY, Democratic.	CHARLES H. S. ROBINSON, Republican.	Blanks.
Precinct 1.....	73	10	163	26	16
" 2.....	130	11	323	39	29
" 3.....	176	21	432	69	23
" 4.....	158	6	235	118	34
" 5.....	127	7	270	113	20
" 6.....	147	9	170	190	25
" 7.....	115	16	293	75	50
Totals.....	926	80	1,886	630	197
WARD 17.					
Precinct 1.....	24	1	170	14	16
" 2.....	35	7	221	9	14
" 3.....	72	6	175	81	17
" 4.....	112	9	347	91	31
" 5.....	43	4	213	15	15
" 6.....	25	7	183	3	15
" 7.....	39	12	349	12	18
" 8.....	63	3	423	34	28
" 9.....	57	11	297	52	24
Totals.....	470	60	2,378	311	178
WARD 20.					
Precinct 1.....	173	9	257	118	35
" 2.....	187	9	294	125	24
" 3.....	211	25	337	122	29
" 4.....	177	9	249	139	32
" 5.....	132	16	393	62	39
" 6.....	196	14	255	87	31
" 7.....	220	5	227	237	28
" 8.....	233	7	120	313	19
" 9.....	217	6	162	203	20
" 10.....	247	8	203	238	28
" 11.....	212	26	150	143	43
" 12.....	198	11	173	186	34
" 13.....	155	13	175	142	34
" 14.....	183	13	333	86	28
" 15.....	172	38	195	101	72
" 16.....	206	6	249	145	33
Totals.....	3,119	215	3,772	2,447	529

Votes Cast for Representative in Congress, State Election, 1912.
TWELFTH DISTRICT.— *Concluded.*

WARD 24.	JAMES B. CONNOLLY, Progressive Party.	THOMAS G. CONNOLLY, Socialist.	JAMES M. CURLEY, Democratic.	CHARLES H. S. ROBINSON, Republican.	Blanks.
Precinct 1.....	71	11	216	47	41
" 2.....	86	16	218	66	42
" 3.....	169	12	235	158	33
" 4.....	174	4	188	142	27
" 5.....	150	7	165	175	32
" 6.....	137	7	176	83	28
" 7.....	179	11	163	164	12
" 8.....	263	17	303	243	56
" 9.....	235	37	218	148	50
" 10.....	199	12	206	196	21
" 11.....	160	10	199	176	36
" 12.....	152	18	250	149	43
Totals.....	1,975	162	2,537	1,747	421
Grand totals.....	9,001	789	14,875	5,812	1,817

Registered voters, 39,976.

Votes cast, 30,477.

Proportion of men registered who voted for Congressman, 76 per cent.

Votes Cast for Representatives in Congress, State Election, 1912.

THIRTEENTH DISTRICT.

WARD 25.		GEORGE A. FIEL, Progressive Party.	JOHN J. MITCHELL, Democratic.	JOHN W. WEEKS, Republican.	Blanks.
Precinct 1	66	162	147	20
" 2	88	110	221	31
" 3	46	230	121	32
" 4	29	289	67	24
" 5	87	122	298	36
" 6	64	193	216	37
" 7	70	183	262	21
" 8	26	252	145	23
" 9	53	231	187	29
" 10	63	187	173	25
Totals	592	1,959	1,837	278

Registered voters, 5,394.

Votes cast, 4,388.

Proportion of men registered who voted for Congressman, 81 per cent.

The balance of this district is outside of Boston.

FOURTEENTH DISTRICT.

WARD 26.		EDWARD GILMORE, Democratic.	ROBERT O. HARRIS, Republican.	HENRY L. KINCADE, Progressive Party.	JOHN McCARTY, Socialist.	Blanks.
Precinct 1	92	64	137	17	23
" 2	76	130	113	11	21
" 3	140	138	120	14	36
" 4	77	182	126	9	31
" 5	191	24	24	10	28
" 6	124	96	101	18	20
" 7	163	70	65	12	34
Totals	863	704	686	91	193

Registered voters, 2,695.

Votes cast, 2,344.

Proportion of men registered who voted for Congressman, 87 per cent.

The balance of this district is outside of Boston.

Votes Cast for Councilors, State Election, 1912.

SECOND DISTRICT.

WARDS.	HOWARD B. BURKE, Socialist.	GUY ANDREWS HAM, Republican.	JOHN P. RATTIGAN, Democratic.	BROOKS ADAMS, Independent.	Blanks.
20.....	340	3,969	4,378	117	1,278
21.....	159	2,337	2,027	3	655
23.....	243	2,462	2,465	638
24.....	272	2,817	2,662	2	1,089
26.....	147	1,052	919	53	366
Totals.....	1,161	12,637	12,451	175	4,026

Registered voters, 35,951.

Votes cast, 26,424.

Proportion of men registered who voted for Councilor, 73 per cent.

The balance of this district is outside of Boston.

THIRD DISTRICT.

WARDS.	EDWARD D. COLLINS, Democratic.	DAVID E. WILMARTH, Republican.	All Others.	Blanks.
2.....	1,566	320	530
3.....	1,649	231	1	299
4.....	1,090	231	294
5.....	1,248	233	264
6.....	914	346	623
7.....	768	229	225
8.....	1,881	408	566
9.....	1,497	442	1	567
12.....	1,439	1,043	548
13.....	1,640	153	261
14.....	2,192	691	470
15.....	2,042	492	1	312
16.....	2,247	1,011	3	458
17.....	2,356	571	2	468
18.....	1,321	658	507
19.....	2,940	608	504
22.....	2,213	1,552	695
Totals.....	29,003	9,219	8	7,591

Registered voters, 58,035.

Votes cast, 38,230.

Proportion of men registered who voted for Councilor, 66 per cent.

The balance of this district is outside of Boston.

Votes Cast for Councilor, State Election, 1912.
FOURTH DISTRICT.

WARDS.	WILLIAM H. BARTER, Democratic.	ALEXANDER MCGREGOR, Republican.	CALVIN M. VERBECK, Socialist.	All Others.	Blanks.
1.....	2,071	1,347	104	698
10.....	944	1,658	124	443
11.....	773	2,119	117	2	401
25.....	2,017	1,998	92	559
Totals.....	5,805	7,122	437	2	2,101

Registered voters, 18,267.

Votes cast, 13,366.

Proportion of men registered who voted for Councilor, 73 per cent.

The balance of this district is outside of Boston.

Votes Cast for Senator, State Election, 1912.
FIRST SUFFOLK DISTRICT.

WARD 1.	EDWARD C. R. BAGLEY, Republican.	HENRY ERSKINE, Socialist.	EDWARD J. GRAINGER, Democratic.	ARTHUR M. HUDELL, Progressive Party.	Blanks.
Precinct 1.....	166	5	57	24	19
" 2.....	183	4	65	41	17
" 3.....	312	10	91	53	16
" 4.....	244	4	150	57	24
" 5.....	222	6	171	31	26
" 6.....	155	15	180	37	46
" 7.....	337	10	187	31	33
" 8.....	415	12	189	40	45
" 9.....	260	6	154	40	30
Totals.....	2,294	72	1,244	354	256

Registered voters, 5,093.

Votes cast, 3,964.

Proportion of men registered who voted for Senator, 78 per cent.

The balance of this district is outside of Boston.

SECOND SUFFOLK DISTRICT.

WARD 2.	JAMES H. BRENNAN, Democratic.	ARTHUR W. FORBUSH, Republican.	JOHN A. KANE, Progressive Party.	All Others.	Blanks.
Precinct 1.....	167	17	39	56
" 2.....	102	20	23	46
" 3.....	183	34	30	42
" 4.....	151	24	33	50
" 5.....	151	23	32	45
" 6.....	198	51	61	50
" 7.....	235	23	103	85
" 8.....	192	33	49	68
Totals.....	1,379	225	370	442

Votes Cast for Senator, State Election, 1912.

SECOND SUFFOLK DISTRICT.—*Concluded.*

WARD 3.	JAMES H. BRENNAN, Democratic.	ARTHUR W. FORBUSH, Republican.	JOHN A. KANE, Progressive Party.	All Others.	Blanks.
Precinct 1.....	218	71	29	36
" 2.....	286	24	35	20
" 3.....	296	26	41	32
" 4.....	311	12	23	36
" 5.....	305	15	35	51
" 6.....	236	4	20	18
Totals.....	1,652	152	183	193
WARD 4.					
Precinct 1.....	250	10	22	27
" 2.....	168	40	29	28
" 3.....	211	53	40	31
" 4.....	190	29	35	29
" 5.....	166	11	11	38
" 6.....	126	33	20	18
Totals.....	1,111	176	157	171
WARD 5.					
Precinct 1.....	202	65	38	26
" 2.....	319	27	36	1	36
" 3.....	186	10	10	31
" 4.....	127	30	22	17
" 5.....	224	24	17	40
" 6.....	211	11	16	19
Totals.....	1,269	167	139	1	169
Grand totals.....	5,411	720	849	1	975

Registered voters, 10,144.

Votes cast, 6,981.

Proportion of men registered who voted for Senator, 69 per cent.

The balance of this district is outside of Boston.

Votes Cast for Senator, State Election, 1912.
THIRD SUFFOLK DISTRICT.

WARD 6.	E. BRADFORD GAY, Republican.	JOHN J. McETRICK, Socialist.	PHILIP J. MCGONAGLE, Democratic.	Blanks.
Precinct 1.....	12	2	89	28
" 2.....	45	9	94	95
" 3.....	34	14	134	81
" 4.....	31	6	101	87
" 5.....	54	14	141	79
" 6.....	106	6	120	21
" 7.....	47	8	157	76
" 8.....	23	3	93	73
Totals.....	352	62	929	540
WARD 7.				
Precinct 1.....	28	3	45	14
" 2.....	50	9	103	37
" 3.....	68	24	187	43
" 4.....	62	15	109	47
" 5.....	14	8	167	45
" 6.....	11	10	96	27
Totals.....	233	69	707	213
WARD 8.				
Precinct 1.....	7	20	275	65
" 2.....	34	10	400	24
" 3.....	168	20	259	68
" 4.....	86	57	347	141
" 5.....	49	36	201	89
" 6.....	59	78	291	71
Totals.....	403	221	1,773	458
Grand totals.....	988	352	3,409	1,211

Registered voters, 7,251.

Votes cast, 4,749.

Proportion of men registered who voted for Senator, 65 per cent.

The balance of this district is outside of Boston.

Votes Cast for Senator, State Election, 1912.
FOURTH SUFFOLK DISTRICT.

WARD 9.	WILLIAM BERWIN, Republican.	THOMAS M. JOYCE, Democratic.	SAMUEL ZORN, Socialist.	Blanks.
Precinct 1.....	69	217	38	66
" 2.....	67	263	23	68
" 3.....	40	117	31	64
" 4.....	52	290	18	50
" 5.....	99	207	16	53
" 6.....	125	199	14	49
" 7.....	26	208	9	29
Totals.....	478	1,501	149	379
WARD 12.				
Precinct 1.....	233	175	29	85
" 2.....	179	117	17	88
" 3.....	84	141	14	64
" 4.....	148	239	19	91
" 5.....	148	152	13	59
" 6.....	102	301	17	42
" 7.....	57	349	13	54
Totals.....	951	1,474	122	483
WARD 17.				
Precinct 1.....	26	160	4	35
" 2.....	24	232	7	23
" 3.....	121	177	11	42
" 4.....	178	316	15	81
" 5.....	35	217	10	28
" 6.....	15	190	3	25
" 7.....	34	344	8	44
" 8.....	62	415	13	61
" 9.....	86	293	18	44
Totals.....	581	2,344	89	383
Grand totals.....	2,010	5,319	360	1,245

Registered voters, 11,317.

Votes cast, 7,689.

Proportion of men registered who voted for Senator, 68 per cent.

Votes Cast for Senator, State Election, 1912.
FIFTH SUFFOLK DISTRICT.

WARD 10.	GEORGE H. McDERMOTT, Democratic.	DAVID T. MONTAGUE, Republican.	JOHN REGAN, Socialist.	WINFIELD C. TOWNE, Progressive Party.	Blanks.
Precinct 1.....	113	27	4	17	24
" 2.....	83	92	8	39	19
" 3.....	62	99	6	51	15
" 4.....	52	96	11	38	23
" 5.....	39	78	8	43	20
" 6.....	69	110	5	64	23
" 7.....	128	372	8	109	32
" 8.....	143	284	7	105	34
" 9.....	103	343	9	120	34
Totals.....	792	1,501	66	586	224
WARD 11.					
Precinct 1.....	145	141	19	97	51
" 2.....	88	46	40	56	66
" 3.....	160	118	18	61	48
" 4.....	77	262	5	68	25
" 5.....	24	224	25	10
" 6.....	23	159	2	35	11
" 7.....	31	213	39	13
" 8.....	16	274	1	20	8
" 9.....	104	455	3	84	47
Totals.....	668	1,892	88	485	279
WARD 25.					
Precinct 1.....	151	151	11	63	19
" 2.....	114	234	3	75	24
" 3.....	224	134	4	35	32
" 4.....	282	61	7	22	37
" 5.....	128	299	3	81	32
" 6.....	221	190	4	56	39
" 7.....	192	240	5	76	23
" 8.....	261	121	2	27	35
" 9.....	239	175	6	49	31
" 10.....	187	170	2	67	22
Totals.....	1,999	1,775	47	551	294
Grand totals.....	3,459	5,168	201	1,622	797

Registered voters, 13,174.

Votes cast, 10,450.

Proportion of men registered who voted for Senator, 79 per cent.

Votes Cast for Senator, State Election, 1912.
SIXTH SUFFOLK DISTRICT.

WARD 13.	FRED E. HANSCOM, Republican.	WILLIAM P. HICKEY, Democratic.	Blanks.
Precinct 1.....	19	192	27
“ 2.....	15	171	31
“ 3.....	16	137	24
“ 4.....	29	220	40
“ 5.....	23	253	25
“ 6.....	25	185	25
“ 7.....	27	237	43
“ 8.....	23	231	36
Totals.....	177	1,626	251
WARD 14.			
Precinct 1.....	47	297	39
“ 2.....	30	336	25
“ 3.....	45	249	25
“ 4.....	93	252	48
“ 5.....	157	272	68
“ 6.....	113	225	47
“ 7.....	87	320	54
“ 8.....	128	341	55
Totals.....	700	2,292	361
WARD 15.			
Precinct 1.....	29	159	21
“ 2.....	23	290	40
“ 3.....	39	281	33
“ 4.....	47	224	31
“ 5.....	55	311	38
“ 6.....	90	268	33
“ 7.....	100	316	51
“ 8.....	68	260	40
Totals.....	451	2,109	287

Votes Cast for Senator, State Election, 1912.
SIXTH SUFFOLK DISTRICT.— *Concluded.*

WARD 16.	FRED E. HANSCOM, Republican.	WILLIAM P. HICKEY, Democratic.	Blanks.
Precinct 1.....	53	189	46
" 2.....	72	397	63
" 3.....	117	541	63
" 4.....	222	259	70
" 5.....	187	293	57
" 6.....	288	189	64
" 7.....	130	316	103
Totals.....	1,069	2,184	466
Grand totals.....	2,397	8,211	1,365

Registered voters, 15,379.

Votes cast, 10,608.

Proportion of men registered who voted for Senator, 69 per cent.

Votes Cast for Senator, State Election, 1912.
SEVENTH SUFFOLK DISTRICT.

WARD 18.	NICHOLAS DOZENBERG, Socialist.	EMIL S. SCHRIFTGESSER, Republican.	JAMES P. TIMILTY, Democratic.	Blanks.
Precinct 1.....	16	93	225	53
" 2.....	8	91	139	90
" 3.....	18	160	93	89
" 4.....	8	116	189	81
" 5.....	16	34	353	34
" 6.....	20	139	405	16
Totals.....	86	633	1,404	363
WARD 19.				
Precinct 1.....	17	137	352	53
" 2.....	13	38	200	32
" 3.....	6	44	349	46
" 4.....	18	38	318	48
" 5.....	17	86	180	37
" 6.....	30	108	238	51
" 7.....	10	45	470	53
" 8.....	20	89	392	60
" 9.....	35	96	269	57
Totals.....	166	681	2,768	437
WARD 22.				
Precinct 1.....	33	315	302	98
" 2.....	34	125	344	67
" 3.....	18	40	260	32
" 4.....	51	294	234	103
" 5.....	51	183	269	57
" 6.....	24	307	127	75
" 7.....	28	230	155	39
" 8.....	39	173	291	62
Totals.....	278	1,667	1,982	533
Grand totals.....	530	2,981	6,154	1,333

Registered voters, 13,944.

Votes cast, 9,665.

Proportion of men registered who voted for Senator, 69 per cent.

Votes Cast for Senator, State Election, 1912.

EIGHTH SUFFOLK DISTRICT.

WARD 20.	JOSEPH BEARAK, Socialist.	THOMAS F. DOHERTY, Progressive Party.	REDMOND S. FITZ GERALD, Democratic.	WALTER R. MEINS, Republican.	All Others.	Blanks.
Precinct 1.....	6	118	268	151	49
" 2.....	4	101	349	153	32
" 3.....	10	109	393	171	41
" 4.....	10	85	299	187	25
" 5.....	13	52	448	79	1	49
" 6.....	12	97	318	126	30
" 7.....	6	130	249	301	31
" 8.....	2	143	160	361	26
" 9.....	8	152	189	224	35
" 10.....	11	183	196	302	32
" 11.....	30	157	149	180	58
" 12.....	9	131	194	235	33
" 13.....	13	98	191	169	48
" 14.....	6	76	435	96	30
" 15.....	39	119	157	184	79
" 16.....	4	92	315	186	42
Totals.....	183	1,843	4,310	3,105	1	640
WARD 21.						
Precinct 1.....	5	56	167	180	40
" 2.....	12	43	194	111	28
" 3.....	8	35	199	133	30
" 4.....	7	52	154	194	27
" 5.....	15	48	155	194	33
" 6.....	4	60	125	210	58
" 7.....	14	64	179	152	32
" 8.....	19	63	113	297	32
" 9.....	10	47	125	225	26
" 10.....	27	25	128	162	27
" 11.....	8	67	128	280	54
" 12.....	8	35	145	91	21
Totals.....	137	595	1,812	2,229	408
Grand totals.....	320	2,438	6,122	5,334	1	1,048

Registered voters, 18,449.

Votes cast, 14,215.

Proportion of men registered who voted for Senator, 77 per cent.

Votes Cast for Senator, State Election, 1912.
NINTH SUFFOLK DISTRICT.

WARD 23.	JAMES A. HART, Republican.	FRANCIS J. HORGAN, Democratic.	CHARLES B. MOSELEY, Progressive Party.	WILLIAM L. SWEET, Socialist.	Blanks.
Precinct 1.....	190	133	46	4	16
" 2.....	97	403	35	7	44
" 3.....	78	335	32	16	33
" 4.....	139	323	54	13	24
" 5.....	82	257	33	13	21
" 6.....	95	84	44	5	16
" 7.....	142	187	83	17	21
" 8.....	181	81	70	4	10
" 9.....	80	208	60	12	25
" 10.....	207	90	56	7	15
" 11.....	163	114	78	10	15
" 12.....	159	113	79	12	17
" 13.....	143	138	99	16	12
" 14.....	150	135	89	17	21
Totals.....	1,906	2,601	858	153	290
WARD 24.					
Precinct 1.....	67	222	48	4	45
" 2.....	87	232	53	12	44
" 3.....	242	246	84	8	27
" 4.....	200	212	89	8	26
" 5.....	231	192	72	7	27
" 6.....	124	180	88	2	37
" 7.....	197	175	118	9	30
" 8.....	341	326	148	19	48
" 9.....	207	244	156	34	47
" 10.....	235	219	133	17	30
" 11.....	243	220	89	6	23
" 12.....	207	253	104	10	38
Totals.....	2,381	2,721	1,182	136	422
Grand totals.....	4,287	5,322	2,040	289	712

Registered voters, 14,807.

Votes cast, 11,938.

Proportion of men registered who voted for Senator, 81 per cent.

Votes Cast for Senator, State Election, 1912.

FIRST NORFOLK DISTRICT.*

WARD 26.	WILLIAM LITCHFIELD, Socialist.	JOHN J. McDEVITT, Democratic.	LESTER P. WINGENBAUGH, Progressive Party.	ROGER WOLCOTT, Republican.	Blanks.
Precinct 1.....	20	96	124	75	18
" 2.....	15	66	130	123	17
" 3.....	13	141	109	148	37
" 4.....	8	71	167	152	27
" 5.....	12	183	31	18	33
" 6.....	18	125	98	98	20
" 7.....	16	143	62	83	40
Totals.....	102	825	721	697	192

Registered voters, 2,695.

Votes cast, 2,345.

Proportion of men registered who voted for Senator, 87 per cent.

*The balance of this district is outside of Boston.

Votes Cast for Representatives, State Election, 1912.

FIRST SUFFOLK DISTRICT.

WARD 1.	THOMAS J. GIBLIN, Democratic.	GEORGE E. LEET, Republican.	SAMUEL D. LEVINE, Socialist.	WILLIAM A. MOOERS, Progressive.	ABRAHAM SEGAL, Socialist.	THEODORE L. SORENSON, Progressive Party.	BENJAMIN F. SULLIVAN, Democratic.	LOUIS A. WHITEHOUSE, Progressive Party, Republican.	Blanks.
Precinct 1.....	124	106	5	9	3	20	83	95	97
" 2.....	134	112	4	21	6	33	73	104	133
" 3.....	207	175	12	14	9	39	131	217	160
" 4.....	245	175	1	17	6	56	157	134	167
" 5.....	271	85	8	13	6	35	219	65	210
" 6.....	272	53	19	11	19	30	219	36	207
" 7.....	380	116	11	17	7	60	274	71	260
" 8.....	443	98	7	14	12	90	389	65	284
" 9.....	229	92	5	16	3	47	286	83	219
Totals.....	2,305	1,012	72	132	71	410	1,831	870	1,737

Votes Cast for Representatives, State Election, 1912.

SECOND SUFFOLK DISTRICT.

WARD 2.	MICHAEL J. BROPHY, Democratic.	JOSEPH J. DENNISON, Republican.	JOHN J. DOUGLASS, Democratic.	ANDREW P. HICKEY, Socialist.	JOHN JOSEPH QUIGLEY, Progressive Party.	ALBERT E. ROBERTS, Republican.	Blanks.
Precinct 1.....	186	16	188	7	32	14	115
" 2.....	132	18	120	8	21	13	70
" 3.....	194	29	185	6	24	29	111
" 4.....	174	27	158	4	16	16	121
" 5.....	172	20	145	12	29	16	108
" 6.....	237	53	205	5	45	36	139
" 7.....	331	17	275	3	34	19	213
" 8.....	210	25	213	22	24	22	168
Totals.....	1,636	205	1,489	67	225	165	1,045

THIRD SUFFOLK DISTRICT.

WARD 3.	JAMES J. BRENNAN, Democratic.	RALPH HODGKINS, Republican.	FREDERICK MAGRATH, Progressive Party.	WILLIAM J. MURRAY, Democratic.	Blanks.
Precinct 1.....	202	79	68	195	164
" 2.....	280	32	52	252	114
" 3.....	290	43	52	257	148
" 4.....	301	15	28	288	132
" 5.....	304	18	42	279	169
" 6.....	227	6	14	225	84
Totals.....	1,604	193	256	1,496	811

Votes Cast for Representatives, State Election, 1912.

FOURTH SUFFOLK DISTRICT.

WARD 4.	WILLIAM H. BRINTNALL, Republican.	FRANKLIN N. BROWN, Republican.	DANIEL P. CARNEY, Progressive Party.	WILLIAM E. CARNEY, Democratic.	PATRICK B. CARR, Democratic.	JOHN J. DOHERTY, Progressive Party.	JOHN P. DORIS, Progressive Party.	MICHAEL FRANCIS McGRATH, Democratic.	HERBERT L. WOLFF, Republican.	Blanks.
Precinct 1.....	14	11	33	212	229	34	16	223	15	140
" 2.....	40	40	30	139	152	66	33	129	42	124
" 3.....	43	43	34	196	205	43	50	206	36	149
" 4.....	25	25	26	184	205	35	16	188	22	123
" 5.....	11	11	7	163	171	8	7	169	8	123
" 6.....	31	31	23	111	115	22	18	113	31	96
Totals.....	164	161	153	1,005	1,077	208	140	1,028	154	755
WARD 5.										
Precinct 1.....	61	63	49	179	178	51	33	175	54	150
" 2.....	33	27	44	304	279	54	31	279	25	181
" 3.....	8	8	19	181	160	18	7	157	5	148
" 4.....	27	23	25	121	106	27	17	109	22	111
" 5.....	20	22	25	213	193	42	21	193	21	165
" 6.....	18	19	35	158	153	53	22	154	15	144
Totals.....	167	162	197	1,156	1,069	245	131	1,067	142	899
Grand totals...	331	323	350	2,161	2,146	453	271	2,095	296	1,654

Votes Cast for Representatives, State Election, 1912.
SIXTH SUFFOLK DISTRICT.

WARD 6.	JAMES J. BACIGALUPO, Democratic.	VINCENT BROGNA, Democratic.	THOMAS BROWN, Republican Citizen Nom. Paper.	CHESTER S. CARTER, Republican Citizen Nom. Paper.	MICHAEL DE CICCO, Democratic Citizen Nom. Paper.	GEORGE A. MCINNIS, Republican.	SAVERIO R. ROMANO, Republican.	Blanks.
Precinct 1.....	78	82	3	1	1	18	25	54
" 2.....	108	102	10	3	9	40	102	112
" 3.....	146	141	3	3	18	26	82	107
" 4.....	111	114	2	2	10	24	76	111
" 5.....	135	142	8	6	22	41	98	124
" 6.....	79	81	26	25	5	104	75	111
" 7.....	140	150	10	12	10	50	60	144
" 8.....	77	99	2	1	7	33	82	83
Totals.....	874	911	64	53	82	336	600	846

SEVENTH SUFFOLK DISTRICT.

WARD 7.	JOHN L. DONOVAN, Democratic.	HUBERT RILEY, Socialist.	CHARLES K. SHUE, Republican.	Blanks.
Precinct 1.....	52	2	28	8
" 2.....	116	8	53	22
" 3.....	207	9	66	40
" 4.....	168	6	37	22
" 5.....	183	7	28	16
" 6.....	99	6	28	11
Totals.....	825	38	240	119

Votes Cast for Representatives, State Election, 1912.
EIGHTH SUFFOLK DISTRICT.

WARD 8.	HENRY BERCOWICH, Socialist.	BERNARD BRAENSKY, Republican.	EVA HOFFMAN, Socialist.	MARTIN M. LOMASNEY, Democratic.	RALPH MAY, Republican.	ROBERT ROBINSON, Democratic.	Blanks.
Precinct 1.....	20	24	21	266	3	225	183
" 2.....	8	18	9	420	17	405	59
" 3.....	17	129	17	267	147	236	217
" 4.....	62	86	51	364	52	325	322
" 5.....	50	49	40	199	31	191	190
" 6.....	48	60	45	314	40	277	214
Totals.....	205	366	183	1,830	290	1,659	1,185

NINTH SUFFOLK DISTRICT.

WARD 9.	ISAAC GORDON, Democratic.	ABRAM HERMAN, Socialist.	HYMAN M. KLEIN, Socialist.	JOSEPH LEONARD, Democratic.	FREEMAN L. LOWELL, Republican.	MARTIN C. RICHARDSON, Republican.	Blanks.
Precinct 1.....	242	35	65	163	40	45	190
" 2.....	276	19	20	247	41	42	197
" 3.....	150	37	25	114	13	13	152
" 4.....	247	15	19	279	28	24	208
" 5.....	163	19	22	184	88	87	187
" 6.....	170	14	29	180	116	114	151
" 7.....	153	9	5	196	18	19	144
Totals.....	1,401	148	185	1,363	344	344	1,229

Votes Cast for Representatives, State Election, 1912.

TENTH SUFFOLK DISTRICT.

WARD 10.	EDWIN C. BARRINGER, Progressive Party.	ONESIME COTE, Socialist.	CHANNING H. COX, Republican.	STEPHEN P. CUSHMAN, Progressive Party.	GEORGE W. GALVIN, Socialist.	JOHN F. HAVLIN, Democratic.	WILLIAM S. KINNEY, Republican.	MARTIN F. QUIGLEY, Democratic.	Blanks.
Precinct 1.....	22	3	39	18	6	97	37	78	70
" 2.....	50	7	71	52	8	77	74	67	76
" 3.....	56	5	86	38	7	56	77	52	89
" 4.....	45	15	90	45	12	44	81	51	57
" 5.....	43	7	71	45	5	37	68	31	69
" 6.....	72	5	101	68	4	59	101	51	81
" 7.....	130	8	367	130	6	112	337	90	118
" 8.....	102	11	257	115	8	142	247	127	137
" 9.....	129	13	326	133	10	95	311	81	120
Totals.....	649	74	1,408	644	66	719	1,333	628	817

ELEVENTH SUFFOLK DISTRICT.

WARD 11.	COURTENAY CROCKER, Republican.	GRAFTON D. CUSHING, Republican.	C. STEWART FORBES, Progressive Party.	EDWIN A. FRANKLIN, Socialist.	JOSEPH L. FROTHINGHAM, Democratic.	CHARLES H. MOORE, Progressive Party.	JAMES C. MURPHY, Democratic.	HARRIET E. LOTHROP RAASCH, Socialist.	Blanks.
Precinct 1.....	137	147	86	17	124	102	118	14	161
" 2.....	45	45	52	33	78	50	68	26	195
" 3.....	138	129	59	19	134	64	134	19	114
" 4.....	246	267	66	6	76	66	57	3	87
" 5.....	222	235	27	24	20	16	1	21
" 6.....	155	163	35	3	26	29	22	2	25
" 7.....	211	210	37	28	36	22	48
" 8.....	263	267	29	1	20	20	9	1	28
" 9.....	430	458	81	5	100	80	79	3	150
Totals.....	1,847	1,921	472	84	610	467	525	69	829

Votes Cast for Representatives, State Election, 1912.

TWELFTH SUFFOLK DISTRICT.

WARD 12.	HARRY E. ALLEN, Republican Citizens' Nom. Paper.	SETH F. ARNOLD, Progressive Party. Republican.	DAVID L. BRUCE, Socialist.	GEORGE T. DALY, Democratic.	EDWARD F. McLAUGHLIN, Democratic.	HARRY B. ROSS, Progressive Party.	HENRY A. SAVAGE, Republican.	Blanks.
Precinct 1.....	17	146	23	187	137	97	237	200
" 2.....	41	145	7	109	82	87	162	169
" 3.....	16	70	6	110	138	62	84	120
" 4.....	29	130	16	215	208	79	140	177
" 5.....	22	128	10	101	101	66	146	170
" 6.....	19	87	14	254	243	53	98	156
" 7.....	6	34	7	255	361	22	54	207
Totals.....	150	740	83	1,231	1,270	466	921	1,199

THIRTEENTH SUFFOLK DISTRICT.

WARD 13.	WILLIAM J. MANNING, Republican.	LEO F. McCULLOUGH, Democratic.	WILLIAM J. SULLIVAN, Democratic.	Blanks.
Precinct 1.....	75	146	141	114
" 2.....	102	123	108	101
" 3.....	77	102	101	74
" 4.....	121	165	158	134
" 5.....	107	186	180	129
" 6.....	74	160	133	103
" 7.....	119	164	187	144
" 8.....	80	190	160	150
Totals.....	755	1,236	1,168	949

Votes Cast for Representatives, State Election, 1912.

FOURTEENTH SUFFOLK DISTRICT.

WARD 14.	THOMAS J. CASEY, Democratic.	WILLIAM J. HANRAHAN, Socialist.	EDWARD J. HOGAN, Republican.	JOSEPH KOVAR, Socialist.	JAMES J. MUNGOVAN, Republican.	JOHN J. MURPHY, Democratic.	Blanks.
Precinct 1.....	269	19	42	9	50	257	120
" 2.....	305	9	22	5	31	318	92
" 3.....	238	16	32	11	38	223	80
" 4.....	283	17	73	15	81	216	101
" 5.....	270	20	99	20	146	251	188
" 6.....	220	19	92	16	116	186	121
" 7.....	295	15	88	9	96	281	138
" 8.....	292	23	117	12	167	269	168
Totals.....	2,172	138	565	97	725	2,001	1,008

FIFTEENTH SUFFOLK DISTRICT.

WARD 15.	JOHN J. CREED, Democratic.	JOHN S. GODFREY, Republican.	JOHN J. LYDON, Democratic.	WALTER W. REAGAN, Progressive Party.	WILLIAM J. SAUNDERS, Republican.	All Others.	Blanks.
Precinct 1.....	143	22	141	17	19	76
" 2.....	287	10	243	27	11	1	127
" 3.....	258	26	236	26	31	129
" 4.....	210	32	205	34	22	101
" 5.....	294	44	272	38	30	130
" 6.....	239	67	234	52	59	131
" 7.....	283	61	276	42	67	205
" 8.....	239	44	230	47	42	134
Totals.....	1,953	306	1,837	283	281	1	1,033

Votes Cast for Representatives, State Election, 1912.

SIXTEENTH SUFFOLK DISTRICT.

WARD 16.	A. WINGATE BLAIR, Republican.	DANIEL J. CHAPMAN, Democratic.	FRANK H. COOK, Progressive Party.	JOSEPH A. LÉTOURNEAU, Progressive Party.	JOHN F. MCCARTHY, Democratic.	JOHN D. MCGIVERN, Democratic Citizen Nom. Paper.	ALFRED RAY MITCHELL, Republican.	Blanks.
Precinct 1.....	28	229	15	11	157	31	22	83
" 2.....	45	398	40	23	297	59	36	166
" 3.....	67	519	43	33	453	92	63	172
" 4.....	152	229	96	78	220	28	140	159
" 5.....	143	235	76	65	252	40	123	140
" 6.....	216	163	97	76	168	33	214	115
" 7.....	100	243	58	47	262	79	79	230
Totals.....	751	2,016	425	333	1,809	362	677	1,065

SEVENTEENTH SUFFOLK DISTRICT.

WARD 17.	THOMAS H. BROPHY, Socialist.	THOMAS GRIEVE, Republican.	MICHAEL J. McETRICK, Democratic.	WILLIAM P. O'BRIEN, Democratic.	HERBERT D. STERLING, Republican.	Blanks.
Precinct 1.....	9	24	144	131	26	116
" 2.....	26	23	189	199	25	110
" 3.....	15	104	158	149	123	153
" 4.....	30	159	287	284	166	254
" 5.....	26	37	181	199	38	99
" 6.....	14	14	159	136	13	130
" 7.....	39	24	294	306	33	164
" 8.....	35	55	371	374	52	215
" 9.....	30	78	269	257	73	175
Totals.....	224	518	2,052	2,035	549	1,416

Votes Cast for Representatives, State Election, 1912.

EIGHTEENTH SUFFOLK DISTRICT.

WARD 18.	JOSHUA A. CRAWFORD, Republican.	EDWARD EMMET McGRATH, Democratic.	PATRICK EDWARD MURRAY, JR. Democratic.	SAMUEL PILLER, Socialist.	CHARLES H. SEALES, Republican.	All Others.	Blanks.
Precinct 1.....	94	204	191	13	88	1	183
" 2.....	111	126	127	8	104	180
" 3.....	191	73	71	12	175	198
" 4.....	135	162	153	13	115	210
" 5.....	29	328	299	19	24	175
" 6.....	122	354	335	19	113	217
Totals.....	682	1,247	1,176	84	619	1.	1,163

NINETEENTH SUFFOLK DISTRICT.

WARD 19.	TIMOTHY J. AHERN, Democratic.	JACOB HOFFMAN, Socialist.	WILLIAM C. F. KRONE, Republican.	P. JOSEPH McMANUS, Democratic.	ROBERT E. NOONAN, Republican.	All Others.	Blanks.
Precinct 1.....	352	17	111	335	114	1	188
" 2.....	160	11	24	218	25	128
" 3.....	351	12	27	324	37	139
" 4.....	323	20	26	283	39	153
" 5.....	189	17	61	193	48	132
" 6.....	259	33	87	236	77	162
" 7.....	488	10	20	445	50	143
" 8.....	411	22	74	367	66	182
" 9.....	277	37	107	247	68	178
Totals.....	2,810	179	537	2,648	524	1	1,405

Votes Cast for Representatives, State Election, 1912.

TWENTIETH SUFFOLK DISTRICT.

WARD 20.	JOHN A. ANDERSON, Democratic.	JOHN RUDOLPH BARTELT, Progressive Party.	WILLIAM L. CHASE, Republican.	PETER J. DONAGHUE, Democratic.	JAMES W. GANTER, Socialist.	LUTHER C. GREENLEAF, Republican.	ROBERT HAMILTON, Progressive Party.	BENJAMIN H. HUNT, JR., Republican.	BENJAMIN W. PUTNAM, Progressive Party.	LEWIS R. SULLIVAN, Democratic.	All Others.	Blanks.
Precinct 1....	272	118	139	268	6	132	108	133	103	259	...	238
" 2....	332	111	152	328	6	151	97	142	132	290	...	176
" 3....	375	131	159	368	8	152	122	146	122	372	...	217
" 4....	258	102	163	283	11	168	94	166	86	271	...	216
" 5....	422	42	79	456	16	71	40	102	37	405	...	256
" 6....	340	99	115	284	13	121	94	175	80	269	1	158
" 7....	252	148	260	229	10	270	139	272	140	226	...	205
" 8....	165	153	337	149	3	342	149	337	142	152	...	147
" 9....	206	137	221	198	8	225	124	217	127	191	...	170
" 10....	225	157	279	216	11	292	154	268	147	208	...	215
" 11....	157	169	160	154	32	178	144	158	135	148	...	287
" 12....	175	135	219	174	8	231	137	220	143	165	...	199
" 13....	195	98	162	182	9	164	88	157	90	180	...	232
" 14....	393	83	95	391	6	101	84	111	85	390	...	190
" 15....	168	138	137	161	36	132	129	118	124	146	...	445
" 16....	290	99	178	279	9	183	106	184	92	285	...	212
Totals.....	4,225	1,920	2,855	4,120	192	2,913	1,809	2,906	1,785	3,957	1	3,563

Votes Cast for Representatives, State Election, 1912.
 TWENTY-FIRST SUFFOLK DISTRICT.

WARD 21.	JOHN BALLANTYNE, Republican.	EDWARD T. CURLEY, Democratic.	WILLIAM N. HACKETT, Republican.	WILLIAM H. HAYES, Democratic.	ALBERT HURWITZ, Progressive Party.	EUGENE J. O'CONNOR, JR., Democratic Citizens Nom. Paper.	All Others.	Blanks.
Precinct 1.....	177	118	239	131	41	19	171
" 2.....	107	168	140	133	44	32	152
" 3.....	129	159	122	172	45	36	147
" 4.....	188	135	188	147	64	21	125
" 5.....	195	134	175	150	60	15	161
" 6.....	243	114	203	117	73	13	151
" 7.....	134	172	141	157	67	21	190
" 8.....	272	115	247	107	112	12	2	181
" 9.....	209	115	194	107	75	13	153
" 10.....	146	116	143	118	86	9	120
" 11.....	193	111	158	153	192	23	244
" 12.....	98	126	107	134	34	15	86
Totals.....	2,091	1,583	2,057	1,626	893	229	2	1,881

TWENTY-SECOND SUFFOLK DISTRICT.

WARD 22.	OTTO E. BUTTNER, Republican.	JAMES F. GRIFFIN, Democratic.	EDWIN N. HILL, Republican.	JAMES P. MAGUIRE, Democratic.	BURTON L. THOMAS, Progressive Party.	JOE WENCEL, Socialist.	FRED E. WINTERS, Socialist.	Blanks.
Precinct 1.....	244	315	245	315	106	28	25	218
" 2.....	86	350	91	350	54	20	18	171
" 3.....	29	264	30	250	19	12	5	91
" 4.....	245	231	221	232	136	31	26	242
" 5.....	168	266	124	264	59	37	30	172
" 6.....	268	131	267	114	92	25	14	155
" 7.....	191	153	211	136	65	17	16	115
" 8.....	141	226	136	290	55	35	25	222
Totals.....	1,372	1,936	1,325	1,951	586	205	159	1,386

Votes Cast for Representatives, State Election, 1912.
 TWENTY-THIRD SUFFOLK DISTRICT.

WARD 23.	GEORGE W. P. BABB, Republican.	GEORGE W. CARRUTH, Republican.	JOHN J. CONWAY, Democratic.	FRANCIS M. CUMMINGS, Democratic.	WILLIAM C. HOECKEL, Socialist.	ROBERT K. THAYER, Socialist.	Blanks.
Precinct 1.....	197	186	143	159	5	4	84
" 2.....	98	105	372	422	9	7	159
" 3.....	75	96	281	324	26	24	162
" 4.....	134	139	317	337	13	15	151
" 5.....	115	96	231	224	11	14	121
" 6.....	135	112	87	80	3	7	64
" 7.....	220	193	164	159	22	20	122
" 8.....	224	191	137	69	4	5	62
" 9.....	117	116	222	171	7	13	124
" 10.....	237	207	135	77	7	10	77
" 11.....	237	213	133	103	10	10	54
" 12.....	237	179	131	93	17	14	89
" 13.....	201	185	168	125	21	19	97
" 14.....	243	223	135	103	25	17	78
Totals.....	2,470	2,241	2,656	2,446	180	179	1,444

TWENTY-FOURTH SUFFOLK DISTRICT.

WARD 24.	HARRISON H. ATWOOD, Republican.	SANFORD BATES, Republican.	JUDAH E. BELLOWS, Socialist.	JOSEPH J. BENSON, Democratic.	JOHN H. BUCKLEY, Democratic.	JOHN H. BURNS, Progressive Party.	HENRY S. CLARK, Republican.	FRED W. CRANDALL, Socialist.	CHARLES S. LAWLER, Democratic.	SAMUEL H. MILDGRAM, Progressive Party.	HAROLD R. PERRY, Progressive Party.	Blanks.
Precinct 1..	70	59	4	218	213	41	42	11	238	57	42	163
" 2..	81	95	24	220	220	51	67	17	211	83	51	164
" 3..	217	184	10	273	226	81	160	9	269	102	80	210
" 4..	190	201	16	202	184	86	167	10	191	131	84	143
" 5..	222	265	7	152	142	69	215	7	152	93	78	185
" 6..	170	117	6	178	139	88	93	7	163	84	90	158
" 7..	172	195	9	144	154	118	163	9	178	140	179	126
" 8..	306	360	22	267	284	148	322	21	307	172	144	293
" 9..	210	196	36	241	209	174	151	34	234	165	163	251
" 10..	231	235	15	197	183	134	218	15	197	147	149	181
" 11..	269	217	9	227	167	76	182	8	181	112	81	214
" 12..	173	179	15	256	281	97	146	16	282	109	82	200
Totals...	2,311	2,303	173	2,575	2,402	1,163	1,926	164	2,603	1,395	1,223	2,288

Votes Cast for Representatives, State Election, 1912.
 TWENTY-FIFTH SUFFOLK DISTRICT.

WARD 25.	THOMAS F. J. CALLAHAN, Democratic.	CHARLES GANE, Progressive Party.	MARTIN HAYS, Republican.	THOMAS C. O'BRIEN, Democratic.	HOWARD E. SENTER, Progressive Party.	HERBERT A. WILSON, Republican.	Blanks.
Precinct 1.....	145	52	160	126	49	164	94
" 2.....	106	55	257	83	55	237	107
" 3.....	210	48	146	168	29	148	109
" 4.....	280	20	80	222	12	105	99
" 5.....	98	60	333	84	65	314	132
" 6.....	178	46	216	191	45	199	145
" 7.....	147	57	226	176	59	268	139
" 8.....	221	15	152	232	14	167	91
" 9.....	179	35	193	214	43	223	113
" 10.....	156	43	197	153	44	195	108
Totals.....	1,720	431	1,960	1,649	415	2,020	1,137

THIRD NORFOLK DISTRICT.

WARD 26.	DAVID W. MURRAY, Democratic.	FRED H. SPEED, Socialist.	CLARENCE J. WING, Progressive Party.	Republican.	Blanks.
Precinct 1.....	141	16	163	13	
" 2.....	123	16	200	12	
" 3.....	194	13	222	19	
" 4.....	118	5	283	19	
" 5.....	216	5	45	11	
" 6.....	166	10	170	13	
" 7.....	208	9	105	22	
Totals.....	1,166	74	1,188	109	

Votes Cast for Sheriff, State Election, 1912. (To Fill Vacancy.)

WARDS.	WILLIAM M. MACDONALD, Progressive Party.	JOHN QUINN, JR., Republican. Democratic.	All Others.	Blanks.
1	558	2,742		920
2	196	1,591		629
3	186	1,568		426
4	146	1,143		326
5	160	1,250		335
6	189	987		707
7	108	909		205
8	263	2,028		564
9	245	1,648		614
10	665	1,977	1	526
11	529	2,354		529
12	474	1,865		691
13	126	1,438		490
14	325	2,365		663
15	257	2,053	1	536
16	474	2,667		578
17	295	2,425		677
18	306	1,524		656
19	417	2,899		736
20	1,692	6,915	3	1,472
21	760	3,586		835
22	710	2,879		871
23	1,073	3,773		962
24	1,245	4,473	1	1,123
25	678	3,152		836
26	627	1,361		549
Totals.....	12,704	61,572	6	17,456

Registered voters, 112,253.

Votes cast, 74,282.

Proportion of men registered who voted for Sheriff, 66 per cent.

The balance of this district is outside of Boston.

Votes Cast on the Question: "Shall the Proposed Amendment to the Constitution, Disqualifying from Voting Persons Convicted of Certain Offences, be Approved and Ratified?" State Election, 1912.

WARDS.	Yes.	No.	Blanks.
1.....	1,534	850	1,836
2.....	714	526	1,176
3.....	702	601	877
4.....	535	396	684
5.....	580	456	709
6.....	507	332	1,044
7.....	438	286	498
8.....	929	738	1,188
9.....	822	553	1,132
10.....	1,632	484	1,053
11.....	2,105	387	920
12.....	1,297	574	1,159
13.....	527	578	949
14.....	1,289	742	1,322
15.....	1,033	709	1,105
16.....	1,532	838	1,349
17.....	1,144	894	1,359
18.....	817	578	1,091
19.....	1,431	1,103	1,518
20.....	4,939	1,854	3,289
21.....	2,518	917	1,746
22.....	2,026	797	1,637
23.....	2,827	1,062	1,919
24.....	3,152	1,290	2,400
25.....	2,132	812	1,722
26.....	1,114	409	1,014
Totals.....	38,276	18,766	34,696

Proportion of men registered who voted on the question, 51 per cent.

Votes Cast on the Question: " Shall the Proposed Amendment to the Constitution, Relative to the Taxation of Wild or Forest Lands, be Approved and Ratified?" State Election, 1912.

WARDS.	Yes.	No.	Blanks.
1.....	1,506	625	2,089
2.....	765	343	1,308
3.....	822	354	1,004
4.....	607	227	781
5.....	680	275	790
6.....	493	237	1,153
7.....	486	182	554
8.....	1,091	493	1,271
9.....	929	352	1,226
10.....	1,476	466	1,227
11.....	1,877	416	1,119
12.....	1,290	404	1,336
13.....	669	321	1,064
14.....	1,285	531	1,537
15.....	1,121	419	1,307
16.....	1,571	574	1,574
17.....	1,301	566	1,530
18.....	965	374	1,147
19.....	1,655	685	1,712
20.....	4,726	1,420	3,936
21.....	2,377	770	2,034
22.....	1,947	675	1,838
23.....	2,822	804	2,182
24.....	3,075	1,052	2,715
25.....	2,052	636	1,978
26.....	1,140	282	1,115
Totals.....	38,728	13,483	39,527

Proportion of men registered who voted on the question, 47 per cent.

Votes Cast on the Question: " Shall an Act Passed by the General Court in Nineteen Hundred and Twelve, Authorizing the Issue of Bonds of the City of Boston, Outside the Debt Limit, to the Amount of Two Million Five Hundred Thousand Dollars for the Construction of New Streets, be Accepted?" State Election, 1912.

WARDS.	Yes.	No.	Blanks.
1.....	1,511	871	1,838
2.....	871	305	1,240
3.....	899	385	896
4.....	630	295	690
5.....	686	398	661
6.....	582	248	1,053
7.....	534	167	521
8.....	1,192	498	1,165
9.....	987	388	1,132
10.....	1,274	805	1,090
11.....	1,160	1,300	952
12.....	1,137	682	1,211
13.....	848	268	938
14.....	1,330	633	1,390
15.....	1,197	526	1,124
16.....	1,556	817	1,346
17.....	1,417	586	1,394
18.....	1,002	413	1,071
19.....	1,867	749	1,436
20.....	4,237	2,593	3,252
21.....	2,028	1,383	1,770
22.....	1,750	1,066	1,644
23.....	2,722	1,337	1,749
24.....	2,961	1,550	2,331
25.....	1,862	1,081	1,723
26.....	1,073	505	959
Totals.....	37,313	19,849	34,576

Proportion of men registered who voted on the question, 51 per cent.

Number of Men Registered who Voted.

(AS BY PRECINCT OFFICERS' RETURNS OF NAMES CHECKED ON VOTING
LISTS),

State Election, 1912.

WARDS.	PRECINCTS.																Totals.	Per cent Registered who Voted.
	1.	2.	3.	4.	5.	6.	7.	8.	9.	10.	11.	12.	13.	14.	15.	16.		
1.....	271	310	482	479	456	433	598	701	490	4,220	83
2.....	279	191	289	258	251	360	446	342	2,416	80
3.....	354	365	395	382	406	278	2,180	79
4.....	309	265	335	283	226	197	1,615	75
5.....	331	419	237	196	305	257	1,745	79
6.....	131	243	263	225	288	253	288	192	1,883	85
7.....	90	199	322	233	234	144	1,222	79
8.....	367	468	515	631	375	499	2,855	82
9.....	390	421	252	410	375	387	272	2,507	76
10.....	185	241	233	220	188	271	649	573	609	3,169	82
11.....	453	296	405	437	283	230	296	319	693	3,412	87
12.....	522	401	303	497	372	462	473	3,030	80
13.....	238	217	177	289	301	235	307	290	2,054	75
14.....	383	391	319	393	497	385	461	524	3,353	79
15.....	209	353	353	302	404	391	467	368	2,847	76
16.....	288	532	721	551	537	541	549	3,719	80
17.....	225	286	351	590	290	233	430	551	441	3,397	80
18.....	387	328	360	394	437	580	2,486	74
19.....	559	283	445	422	320	427	578	561	457	4,052	79
20.....	592	639	724	606	642	583	717	692	608	724	574	602	519	643	578	639	10,082	82
21.....	448	388	405	434	445	457	441	524	433	369	537	300	5,181	83
22.....	748	570	350	682	560	533	452	565	4,460	82
23.....	389	586	494	553	406	244	450	346	385	375	380	380	408	412	5,808	87
24.....	386	428	607	535	529	431	529	882	688	634	581	612	6,842	84
25.....	395	450	429	409	543	510	536	446	500	448	4,666	87
26.....	333	351	448	425	277	359	344	2,537	90
Total.....																	91,738	

Average per cent of men registered who voted, 82.

CITY ELECTION,

JANUARY 14, 1913.

Registered Male Voters, City Election, 1913.

WARDS.	PRECINCTS.																Totals.	Per cent Male Residents Registered by Wards.
	1.	2.	3.	4.	5.	6.	7.	8.	9.	10.	11.	12.	13.	14.	15.	16.		
1.....	342	378	578	577	548	519	728	844	578	5,092	59
2.....	367	250	373	310	301	439	541	423	3,004	40
3.....	448	468	484	488	503	356	2,747	67
4.....	414	362	447	368	305	266	2,162	55
5.....	429	510	307	267	367	321	2,201	53
6.....	158	286	311	263	347	310	337	221	2,233	18
7.....	117	242	398	306	293	191	1,547	24
8.....	495	624	638	727	430	581	3,495	33
9.....	514	547	321	528	528	489	362	3,289	35
10.....	236	296	294	284	246	345	737	700	706	3,844	39
11.....	538	362	471	492	311	240	339	352	811	3,916	52
12.....	643	499	379	619	464	597	551	3,752	42
13.....	335	295	238	374	383	316	396	396	2,733	41
14.....	530	490	405	494	625	485	562	647	4,238	61
15.....	289	486	464	404	490	488	638	465	3,724	62
16.....	376	689	908	703	672	639	680	4,667	60
17.....	313	366	423	699	390	307	514	710	523	4,245	56
18.....	520	456	509	611	566	715	3,377	48
19.....	700	372	588	536	394	538	702	702	563	5,095	59
20.....	694	802	885	706	802	717	863	825	740	857	677	745	659	778	702	792	12,244	68
21.....	541	481	509	530	541	532	533	600	508	434	637	354	6,200	65
22.....	881	690	441	878	698	637	551	675	5,451	61
23.....	432	678	597	637	478	269	545	379	472	421	428	417	466	483	6,702	70
24.....	490	520	706	622	606	481	608	1,065	844	725	658	757	8,082	67
25.....	457	527	503	479	609	604	610	518	556	516	5,379	62
26.....	366	366	473	451	305	383	363	2,707	55
Total.....																	112,126	

Average per cent of male residents who registered, 52.

Registered Female Voters on First Printed List, June 1, 1912.

WARDS.	PRECINCTS.																Totals.	
	1.	2.	3.	4.	5.	6.	7.	8.	9.	10.	11.	12.	13.	14.	15.	16.		
1.....	30	64	89	45	52	12	39	26	19	376
2.....	15	8	13	13	8	25	12	15	109
3.....	61	65	77	75	74	63	415
4.....	50	19	52	46	31	20	218
5.....	34	80	31	27	39	25	236
6.....	4	12	8	2	10	17	8	9	70
7.....	12	22	26	10	26	10	106
8.....	4	4	30	16	12	24	90
9.....	8	13	5	12	26	29	8	101
10.....	11	20	32	18	14	25	104	68	153	445
11.....	59	5	91	164	136	104	134	159	150	1,002
12.....	64	88	22	41	28	17	51	311
13.....	9	6	9	16	20	20	10	16	106
14.....	35	25	49	58	74	58	51	48	398
15.....	16	44	43	57	66	94	62	42	424
16.....	31	30	47	31	47	127	50	363
17.....	13	43	91	20	8	24	14	35	248
18.....	22	8	36	26	17	49	158
19.....	44	33	61	41	47	45	94	57	17	439
20.....	69	59	99	104	39	31	103	179	48	112	36	96	58	62	43	74	1,212
21.....	66	51	67	97	57	92	50	100	130	46	67	48	871
22.....	77	35	7	71	23	112	126	61	512
23.....	118	37	31	49	39	36	43	92	27	85	41	73	30	43	744
24.....	21	59	59	78	71	50	84	49	28	80	88	65	732
25.....	38	73	28	18	97	55	113	77	76	46	621
26.....	19	37	72	30	27	46	29	260
Total.....																	10,567	

Registered Female Voters, City Election, 1913.

WARDS.	PRECINCTS.																Totals.
	1.	2.	3.	4.	5.	6.	7.	8.	9.	10.	11.	12.	13.	14.	15.	16.	
1.....	33	66	92	47	53	22	39	26	19	397
2.....	18	8	14	14	9	25	12	21	121
3.....	62	65	78	75	74	63	417
4.....	51	19	53	46	31	20	220
5.....	35	81	32	27	39	25	239
6.....	4	13	8	2	10	17	8	9	71
7.....	13	23	27	11	26	10	110
8.....	4	5	34	21	16	29	109
9.....	8	13	5	12	26	29	8	101
10.....	11	20	33	18	14	25	112	77	168	478
11.....	64	6	99	187	148	107	143	170	162	1,086
12.....	69	96	24	41	30	19	52	331
13.....	9	6	9	16	20	20	10	16	106
14.....	40	25	49	58	75	59	53	55	414
15.....	16	44	43	57	67	94	62	42	425
16.....	31	31	49	41	49	137	55	393
17.....	3	13	45	96	21	9	25	14	35	261
18.....	23	8	36	28	24	49	168
19.....	45	33	62	41	47	45	95	57	18	443
20.....	72	59	103	108	39	32	104	192	54	124	65	101	67	66	70	76	1,332
21.....	67	53	69	97	63	98	52	112	135	57	84	57	944
22.....	84	35	7	73	23	114	129	62	527
23.....	122	39	34	52	40	37	46	96	28	85	42	76	30	45	772
24.....	21	60	61	80	72	50	87	53	35	81	91	66	757
25.....	39	74	28	18	101	59	119	77	77	46	638
26.....	20	37	73	31	29	46	31	267
Total.....																	11,127

Votes Cast for City Council, City Election, 1913.

WARD 1.

	PRECINCTS.									Totals.
	1.	2.	3.	4.	5.	6.	7.	8.	9.	
John J. Attridge.....	97	107	195	143	135	113	175	188	148	1,301
Lewis J. Hewitt.....	83	96	147	103	88	75	104	101	97	894
Walter L. Collins.....	92	98	174	125	132	117	180	192	144	1,254
James A. Watson.....	57	54	116	92	98	98	152	164	119	950
Total.....										4,399
Blanks.....	64	62	97	86	87	149	154	153	116	968

WARD 2.

	PRECINCTS.								Totals.
	1.	2.	3.	4.	5.	6.	7.	8.	
John J. Attridge.....	91	60	123	84	86	130	134	118	826
Lewis J. Hewitt.....	48	42	69	53	59	82	76	76	505
Walter L. Collins.....	92	66	125	81	91	121	140	113	829
James A. Watson.....	87	51	112	81	72	80	107	107	697
Total.....									2,857
Blanks.....	120	51	117	109	67	88	98	132	782

WARD 3.

	PRECINCTS.						Totals.
	1.	2.	3.	4.	5.	6.	
John J. Attridge.....	113	126	159	139	137	100	774
Lewis J. Hewitt.....	69	62	89	62	66	48	396
Walter L. Collins.....	122	131	149	145	145	109	801
James A. Watson.....	107	137	141	164	149	119	817
Total.....							2,788
Blanks.....	93	138	146	174	157	134	842

Votes Cast for City Council, City Election, 1913.

WARD 4.

	PRECINCTS.						Totals
	1.	2.	3.	4.	5.	6.	
John J. Attridge.....	96	91	115	99	86	61	548
Lewis J. Hewitt.....	49	64	68	53	44	39	317
Walter L. Collins.....	110	89	122	110	97	69	597
James A. Watson.....	116	75	101	99	65	58	514
All others.....		1					1
Total.....							1,977
Blanks.....	100	67	113	71	71	46	468

WARD 5.

	PRECINCTS.						Totals.
	1.	2.	3.	4.	5.	6.	
John J. Attridge.....	123	168	93	62	110	82	638
Lewis J. Hewitt.....	80	85	41	45	56	52	359
Walter L. Collins.....	130	179	93	68	120	104	694
James A. Watson.....	100	167	90	54	129	96	636
All others.....	2	3					5
Total.....							2,332
Blanks.....	93	184	100	59	101	86	623

WARD 6.

	PRECINCTS.								Totals.
	1.	2.	3.	4.	5.	6.	7.	8.	
John J. Attridge.....	61	74	108	80	89	108	106	52	678
Lewis J. Hewitt.....	43	43	84	74	68	86	77	57	532
Walter L. Collins.....	34	73	71	85	92	109	97	60	621
James A. Watson.....	68	58	99	42	80	51	109	65	572
Total.....									2,403
Blanks.....	46	76	94	73	97	48	115	84	633

Votes Cast for City Council, City Election, 1913.

WARD 7.

	PRECINCTS.						Totals.
	1.	2.	3.	4.	5.	6.	
John J. Attridge.....	41	71	128	95	83	58	476
Lewis J. Hewitt.....	28	51	78	54	38	29	278
Walter L. Collins.....	36	71	129	82	77	51	446
James A. Watson.....	24	36	83	56	64	42	305
Total.....							1,505
Blanks.....	27	41	77	76	62	45	328

WARD 8.

	PRECINCTS.						Totals.
	1.	2.	3.	4.	5.	6.	
John J. Attridge.....	235	205	201	309	190	229	1,369
Lewis J. Hewitt.....	29	85	146	259	153	176	848
Walter L. Collins.....	236	187	190	188	111	148	1,060
James A. Watson.....	239	193	144	284	176	234	1,270
Total.....							4,547
Blanks.....	71	101	132	199	111	176	790

WARD 9.

	PRECINCTS.							Totals.
	1.	2.	3.	4.	5.	6.	7.	
John J. Attridge.....	200	230	112	222	148	183	155	1,250
Lewis J. Hewitt.....	133	135	72	114	118	133	71	776
Walter L. Collins.....	157	191	107	169	132	155	117	1,028
James A. Watson.....	79	104	57	105	76	92	90	603
All others.....	1							1
Total.....								3,658
Blanks.....	141	126	123	149	93	88	95	815

Votes Cast for City Council, City Election, 1913.

WARD 10.

	PRECINCTS.									Totals.
	1.	2.	3.	4.	5.	6.	7.	8.	9.	
John J. Attridge.....	92	103	112	73	62	99	271	189	230	1,231
Lewis J. Hewitt.....	48	72	74	62	50	87	253	166	211	1,023
Walter L. Collins.....	88	88	100	65	52	82	250	170	200	1,095
James A. Watson.....	70	53	51	37	33	43	71	73	64	495
Total.....										3,844
Blanks.....	56	38	47	51	34	46	61	83	66	482

WARD 11.

	PRECINCTS.									Totals.
	1.	2.	3.	4.	5.	6.	7.	8.	9.	
John J. Attridge.....	158	92	169	241	180	121	156	192	312	1,621
Lewis J. Hewitt.....	144	67	141	226	175	117	151	192	299	1,512
Walter L. Collins.....	155	78	169	237	180	115	152	188	293	1,567
James A. Watson.....	61	66	88	39	15	19	13	14	56	371
All others.....	2									2
Total.....										5,073
Blanks.....	71	93	72	70	20	15	20	14	60	435

WARD 12.

	PRECINCTS.							Totals.
	1.	2.	3.	4.	5.	6.	7.	
John J. Attridge.....	148	126	108	169	121	179	190	1,041
Lewis J. Hewitt.....	127	106	70	113	103	94	79	692
Walter L. Collins.....	144	114	94	142	107	160	158	919
James A. Watson.....	78	43	70	112	61	160	158	682
Total.....								3,334
Blanks.....	79	43	54	82	49	166	135	608

Votes Cast for City Council, City Election, 1913.
WARD 13.

	PRECINCTS.								Totals.
	1.	2.	3.	4.	5.	6.	7.	8.	
John J. Attridge.....	81	63	52	81	113	85	99	82	656
Lewis J. Hewitt.....	38	28	27	49	44	43	48	38	315
Walter L. Collins.....	93	57	56	92	122	90	92	84	686
James A. Watson.....	93	59	68	105	124	90	108	95	742
Total.....									2,399
Blanks.....	91	72	73	126	113	88	124	109	796

WARD 14.

	PRECINCTS.								Totals.
	1.	2.	3.	4.	5.	6.	7.	8.	
John J. Attridge.....	158	125	111	154	152	123	154	192	1,169
Lewis J. Hewitt.....	85	58	52	72	90	76	90	132	655
Walter L. Collins.....	151	142	112	146	151	116	170	175	1,163
James A. Watson.....	131	171	107	119	127	84	143	152	1,034
All others.....				1					1
Total.....									4,022
Blanks.....	114	161	98	84	146	72	121	114	910

WARD 15.

	PRECINCTS.								Totals.
	1.	2.	3.	4.	5.	6.	7.	8.	
John J. Attridge.....	59	123	111	103	172	142	149	146	1,005
Lewis J. Hewitt.....	22	55	48	64	82	84	83	85	523
Walter L. Collins.....	59	132	117	102	166	141	153	148	1,018
James A. Watson.....	67	120	101	84	150	106	154	124	906
All others.....		1	1						2
Total.....									3,454
Blanks.....	69	133	96	82	126	100	178	94	878

Votes Cast for City Council, City Election, 1913.

WARD 16.

	PRECINCTS.							Totals.
	1.	2.	3.	4.	5.	6.	7.	
John J. Attridge.....	86	153	245	186	201	210	216	1,297
Lewis J. Hewitt.....	53	78	116	131	130	178	122	808
Walter L. Collins.....	95	165	249	184	196	206	220	1,315
James A. Watson.....	82	159	225	121	138	80	203	1,008
Total.....								4,428
Blanks.....	68	159	221	134	130	73	232	1,017

WARD 17.

	PRECINCTS.									Totals.
	1.	2.	3.	4.	5.	6.	7.	8.	9.	
John J. Attridge.....	65	95	121	207	89	86	163	214	153	1,193
Lewis J. Hewitt.....	34	45	81	127	35	40	97	87	77	623
Walter L. Collins.....	73	103	114	200	91	85	164	219	147	1,196
James A. Watson.....	86	151	108	185	124	104	189	254	156	1,357
Total.....										4,369
Blanks.....	84	158	110	202	129	126	122	243	175	1,349

WARD 18.

	PRECINCTS.						Totals.
	1.	2.	3.	4.	5.	6.	
John J. Attridge.....	111	90	97	98	97	153	646
Lewis J. Hewitt.....	65	45	67	71	28	107	383
Walter L. Collins.....	88	78	82	82	83	156	569
James A. Watson.....	186	126	93	143	300	290	1,138
Total.....							2,736
Blanks.....	252	126	96	185	488	440	1,587

Votes Cast for City Council, City Election, 1913.

WARD 19.

	PRECINCTS.									Totals.
	1.	2.	3.	4.	5.	6.	7.	8.	9.	
John J. Attridge.....	180	72	138	121	96	158	195	180	133	1,273
Lewis J. Hewitt.....	107	43	58	41	59	101	74	98	75	656
Walter L. Collins.....	170	66	153	112	88	148	194	179	121	1,231
James A. Watson.....	238	137	242	245	143	185	305	246	166	1,907
All others.....						2				2
Total.....										5,069
Blanks.....	256	174	285	312	205	228	345	311	228	2,344

WARD 20.

	PRECINCTS.																Totals.
	1.	2.	3.	4.	5.	6.	7.	8.	9.	10.	11.	12.	13.	14.	15.	16.	
John J. Attridge.....	216	227	272	231	239	201	282	280	240	273	237	250	196	257	243	274	3,918
Lewis J. Hewitt.....	151	148	154	169	120	119	221	240	199	239	182	217	152	146	190	199	2,846
Walter L. Collins.....	232	235	276	237	261	211	291	277	267	279	243	267	203	248	239	264	4,030
James A. Watson.....	141	147	180	129	188	125	123	80	85	97	117	96	96	188	159	141	2,092
All others.....															2	3	5
Total.....																	12,891
Blanks.....	121	116	159	131	182	94	97	77	109	108	175	79	85	133	244	121	2,031

WARD 21.

	PRECINCTS.												Totals.
	1.	2.	3.	4.	5.	6.	7.	8.	9.	10.	11.	12.	
John J. Attridge.....	150	105	145	170	145	166	161	234	181	153	200	112	1,922
Lewis J. Hewitt.....	110	67	114	138	121	147	117	203	154	113	164	82	1,530
Walter L. Collins.....	135	95	133	160	142	161	155	210	166	132	183	112	1,784
James A. Watson.....	131	157	133	92	101	82	128	85	83	83	120	107	1,302
All others.....			1										1
Total.....													6,539
Blanks.....	134	206	176	88	88	116	114	105	94	98	155	112	1,486

Votes Cast for City Council, City Election, 1913.

WARD 22.

	PRECINCTS.								Totals.
	1.	2.	3.	4.	5.	6.	7.	8.	
John J. Attridge.....	309	199	100	252	177	210	180	226	1,653
Lewis J. Hewitt.....	247	133	41	188	132	193	149	159	1,242
Walter L. Collins.....	279	176	115	240	171	192	165	232	1,570
James A. Watson.....	194	209	172	176	140	85	107	191	1,274
Total.....									5,739
Blanks.....	189	243	193	203	178	88	89	203	1,386

WARD 23.

	PRECINCTS.														Totals.
	1.	2.	3.	4.	5.	6.	7.	8.	9.	10.	11.	12.	13.	14.	
John J. Attridge.....	195	219	146	200	149	105	190	184	141	162	202	201	181	172	2,447
Lewis J. Hewitt.....	161	109	92	123	104	84	166	162	92	152	186	181	160	150	1,922
Walter L. Collins.....	182	227	154	206	145	89	185	178	131	157	185	182	171	145	2,337
James A. Watson.....	69	249	182	206	169	51	85	40	102	41	61	57	73	77	1,462
Total.....															8,168
Blanks.....	68	198	200	210	168	40	73	30	71	31	47	69	78	71	1,354

WARD 24.

	PRECINCTS.												Totals.
	1.	2.	3.	4.	5.	6.	7.	8.	9.	10.	11.	12.	
John J. Attridge.....	148	185	208	201	181	203	252	276	244	251	246	216	2,611
Lewis J. Hewitt.....	87	85	142	138	149	141	205	211	203	223	178	164	1,926
Walter L. Collins.....	174	179	211	202	191	199	255	282	239	278	236	219	2,665
James A. Watson.....	120	128	129	90	86	139	80	150	128	118	128	129	1,425
All others.....								4					4
Total.....													8,631
Blanks.....	101	68	87	47	71	80	81	133	113	90	112	130	1,113

Votes Cast for City Council, City Election, 1913.

WARD 25.

	PRECINCTS.										Totals.
	1.	2.	3.	4.	5.	6.	7.	8.	9.	10.	
John J. Attridge.....	108	171	104	105	197	153	210	166	150	141	1,505
Lewis J. Hewitt.....	118	174	108	99	187	162	194	162	171	152	1,527
Walter L. Collins.....	102	161	93	114	184	142	201	157	151	144	1,449
James A. Watson.....	54	43	66	87	61	90	58	116	84	58	717
All others.....	2										2
Total.....											5,200
Blanks.....	48	51	57	63	61	89	69	137	113	84	782

WARD 26.

	PRECINCTS.							Totals.
	1.	2.	3.	4.	5.	6.	7.	
John J. Attridge.....	100	130	170	188	99	130	109	926
Lewis J. Hewitt.....	88	122	141	178	48	103	77	757
Walter L. Collins.....	93	115	166	163	95	126	108	866
James A. Watson.....	41	42	70	52	81	59	72	417
Total.....								2,966
Blanks.....	50	38	59	64	70	44	69	394

Total Votes Cast for City Council, City Election, 1913.

John J. Attridge.....	33,974
Lewis J. Hewitt.....	23,845
Walter L. Collins.....	32,790
James A. Watson.....	24,693
All others.....	26
Total.....	115,328
Blanks.....	25,201

Votes Cast for School Committee, City Election, 1913.
WARD 1.

	PRECINCTS.									Totals.
	1.	2.	3.	4.	5.	6.	7.	8.	9.	
Isaac Harris.....	54	50	85	68	86	120	106	96	86	751
Frances G. Curtis.....	94	121	185	132	103	63	140	162	121	1,121
All others.....								1		1
Total.....										1,873
Blanks.....	2	4	18	4	7	14	18	13	8	88

WARD 2.

	PRECINCTS.								Totals.
	1.	2.	3.	4.	5.	6.	7.	8.	
Isaac Harris.....	79	50	98	80	63	83	96	109	658
Frances G. Curtis.....	60	37	82	50	60	81	80	65	515
All others.....								12	12
Total.....									1,185
Blanks.....	12	7	8	10	3	14	12	8	74

WARD 3.

	PRECINCTS.						Totals.
	1.	2.	3.	4.	5.	6.	
Isaac Harris.....	86	100	133	123	128	93	663
Frances G. Curtis.....	92	91	104	100	81	64	532
All others.....						1	1
Total.....							1,196
Blanks.....	8	13	13	28	21	18	101

WARD 4.

	PRECINCTS.						Totals.
	1.	2.	3.	4.	5.	6.	
Isaac Harris.....	83	69	89	91	74	48	454
Frances G. Curtis.....	65	65	84	54	41	40	349
All others.....	2						2
Total.....							805
Blanks.....	11	1	14	9	7	8	50

Votes Cast for School Committee, City Election, 1913.
WARD 5.

	PRECINCTS.						Totals.
	1.	2.	3.	4.	5.	6.	
Isaac Harris.....	88	132	79	43	100	78	520
Frances G. Curtis.....	84	126	57	48	69	61	445
Total.....							965
Blanks.....	10	17	8	9	6	6	56

WARD 6.

	PRECINCTS.								Totals.
	1.	2.	3.	4.	5.	6.	7.	8.	
Isaac Harris.....	60	58	103	82	74	49	116	62	604
Frances G. Curtis.....	18	41	43	24	60	90	47	29	352
Total.....									956
Blanks.....	6	15	8	13	11	2	8	18	81

WARD 7.

	PRECINCTS.						Totals.
	1.	2.	3.	4.	5.	6.	
Isaac Harris.....	20	48	77	52	62	34	293
Frances G. Curtis.....	30	52	86	68	42	37	315
Total.....							608
Blanks.....	4	2	13	6	10	10	45

WARD 8.

	PRECINCTS.						Totals.
	1.	2.	3.	4.	5.	6.	
Isaac Harris.....	247	169	145	345	203	225	1,334
Frances G. Curtis.....	17	73	137	51	41	99	418
Total.....							1,752
Blanks.....	8	18	10	28	12	17	93

Votes Cast for School Committee, City Election, 1913.
WARD 9.

	PRECINCTS.							Totals.
	1.	2.	3.	4.	5.	6.	7.	
Isaac Harris.....	164	131	108	150	88	75	90	806
Frances G. Curtis.....	70	112	41	88	102	132	74	619
Total.....								1,425
Blanks.....	6	24	9	18	8	21	15	101

WARD 10.

	PRECINCTS.									Totals.
	1.	2.	3.	4.	5.	6.	7.	8.	9.	
Isaac Harris.....	58	35	43	35	21	31	78	62	71	434
Frances G. Curtis.....	55	86	98	64	59	93	269	194	305	1,223
All others.....							1			1
Total.....										1,658
Blanks.....	9	4	4	2	6	7	8	7	2	49

WARD 11.

	PRECINCTS.									Totals.
	1.	2.	3.	4.	5.	6.	7.	8.	9.	
Isaac Harris.....	55	94	76	28	7	15	19	12	48	354
Frances G. Curtis.....	182	36	199	369	284	185	236	306	398	2,195
All others.....	1									1
Total.....										2,550
Blanks.....	6	5	7	9	2	1	1	1	7	39

WARD 12.

	PRECINCTS.							Totals.
	1.	2.	3.	4.	5.	6.	7.	
Isaac Harris.....	61	39	56	69	57	129	143	554
Frances G. Curtis.....	154	150	87	139	103	114	108	855
Total.....								1,409
Blanks.....	7	6	4	10	8	18	9	62

Votes Cast for School Committee, City Election, 1913.
WARD 13.

	PRECINCTS.								Totals.
	1.	2.	3.	4.	5.	6.	7.	8.	
Isaac Harris.....	73	49	53	82	88	75	108	88	616
Frances G. Curtis.....	57	40	32	60	79	50	43	45	406
Total.....									1,022
Blanks.....	3	4	9	14	8	16	10	5	69

WARD 14.

	PRECINCTS.								Totals.
	1.	2.	3.	4.	5.	6.	7.	8.	
Isaac Harris.....	119	123	98	112	117	71	126	129	895
Frances G. Curtis.....	99	87	62	84	123	102	104	136	797
All others.....								1	1
Total.....									1,693
Blanks.....	12	17	11	11	18	5	16	13	103

WARD 15.

	PRECINCTS.								Totals.
	1.	2.	3.	4.	5.	6.	7.	8.	
Isaac Harris.....	49	110	92	90	127	96	113	96	773
Frances G. Curtis.....	40	73	69	62	115	115	123	105	702
All others.....		1							1
Total.....									1,476
Blanks.....	3	11	10	11	15	12	19	12	93

WARD 16.

	PRECINCTS.							Totals.
	1.	2.	3.	4.	5.	6.	7.	
Isaac Harris.....	56	113	181	102	109	80	195	836
Frances G. Curtis.....	65	119	162	163	172	233	152	1,066
All others.....					1			1
Total.....								1,903
Blanks.....	12	20	21	11	11	6	13	94

Votes Cast for School Committee, City Election, 1913.

WARD 17.

	PRECINCTS.									Totals.
	1.	2.	3.	4.	5.	6.	7.	8.	9.	
Isaac Harris.....	83	112	76	163	88	79	135	187	122	1,045
Frances G. Curtis.....	32	62	115	180	63	61	106	133	114	866
All others.....			1							1
Total.....										1,912
Blanks.....	2	12	9	12	10	11	12	20	16	104

WARD 18.

	PRECINCTS.						Totals.
	1.	2.	3.	4.	5.	6.	
Isaac Harris.....	140	75	69	112	228	234	858
Frances G. Curtis.....	93	69	76	79	97	138	552
Total.....							1,410
Blanks.....	13	12	9	12	17	35	98

WARD 19.

	PRECINCTS.									Totals.
	1.	2.	3.	4.	5.	6.	7.	8.	9.	
Isaac Harris.....	163	103	206	170	105	149	231	191	133	1,451
Frances G. Curtis.....	140	56	82	98	87	115	136	137	98	949
All others.....						1				1
Total.....										2,401
Blanks.....	26	11	16	18	22	20	21	24	18	176

WARD 20.

	PRECINCTS.																Totals.
	1.	2.	3.	4.	5.	6.	7.	8.	9.	10.	11.	12.	13.	14.	15.	16.	
Isaac Harris.....	120	123	166	127	153	120	104	82	93	133	232	89	137	159	316	137	2,222
Frances G. Curtis.....	184	169	198	202	160	128	258	330	218	241	128	258	124	164	70	228	3,000
All others.....					2	1	1		1				1		2		53
Total.....																	
Blanks.....	12	18	23	15	27	9	11	8	11	12	6	10	10	17	8	9	2

Votes Cast for School Committee, City Election, 1913.

WARD 21.

	PRECINCTS.												Totals.
	1.	2.	3.	4.	5.	6.	7.	8.	9.	10.	11.	12.	
Isaac Harris.....	87	104	104	63	87	70	87	121	115	100	202	73	1,213
Frances G. Curtis.....	165	106	150	187	139	203	148	221	173	121	115	131	1,859
Others.....							2						2
Total.....													3,074
Blanks.....	7	22	9	10	7	8	7	7	10	5	10	8	110

WARD 22.

	PRECINCTS.								Totals.		
	1.	2.	3.	4.	5.	6.	7.	8.			
Isaac Harris.....			160	144	120	146	111	85	85	164	1,015
Frances G. Curtis.....			266	166	70	209	151	232	223	191	1,508
Total.....											2,523
Blanks.....			19	18	21	24	14	13	9	13	131

WARD 23.

	PRECINCTS.														Totals.
	1.	2.	3.	4.	5.	6.	7.	8.	9.	10.	11.	12.	13.	14.	
Isaac Harris.....	82	231	175	190	131	32	80	39	87	31	62	69	58	53	1,320
Frances G. Curtis.....	212	101	91	137	124	99	164	210	97	196	185	205	170	174	2,165
Others.....		1													1
Total.....															3,486
Blanks.....	4	17	8	12	11	5	7	1	5	2	6	5	5	4	92

WARD 24.

	PRECINCTS.												Totals.
	1.	2.	3.	4.	5.	6.	7.	8.	9.	10.	11.	12.	
Isaac Harris.....	85	88	111	69	72	87	94	111	126	113	99	107	1,162
Frances G. Curtis.....	114	107	165	169	171	170	215	250	195	228	234	189	2,207
Others.....							1						1
Total.....													3,370
Blanks.....	20	42	12	15	8	9	15	12	8	17	12	11	181

Votes Cast for School Committee, City Election, 1913.
WARD 25.

	PRECINCTS.										Totals.
	1.	2.	3.	4.	5.	6.	7.	8.	9.	10.	
Isaac Harris.....	55	64	61	89	69	104	71	125	101	77	816
Frances G. Curtis.....	100	169	87	70	204	128	232	149	152	136	1,427
All others.....				1							1
Total.....											2,244
Blanks.....	5	2	6	3	7	7	11	12	3	3	59

WARD 26.

	PRECINCTS.							Totals.
	1.	2.	3.	4.	5.	6.	7.	
Isaac Harris.....	33	36	59	47	87	59	75	396
Frances G. Curtis.....	85	119	150	165	42	102	75	738
Total.....								1,134
Blanks.....	9	1	3	7	7	4	7	38

Total Votes Cast for School Committee, City Election, 1913.

	Totals.
Isaac Harris.....	22,112
Frances G. Curtis.....	27,241
All others.....	36
Total.....	49,389
Blanks.....	2,393

Votes Cast on the Question: "Shall the Provisions of Section 42 of Chapter 514 of the Acts of 1909, Providing that Eight Hours shall Constitute a Day's Work for all Laborers, Workmen and Mechanics Employed by the City, be Accepted?" City Election, 1913.

WARD 1.

	PRECINCTS.									Totals.
	1.	2.	3.	4.	5.	6.	7.	8.	9.	
Yes.....	99	91	169	142	154	155	219	228	165	1,422
No.....	17	28	54	27	13	10	18	23	22	212
Blanks.....	15	20	20	14	13	19	18	15	21	155

WARD 2.

	PRECINCTS.								Totals.
	1.	2.	3.	4.	5.	6.	7.	8.	
Yes.....	125	71	162	111	113	144	159	154	1,039
No.....	3	11	11	10	3	10	14	9	71
Blanks.....	18	8	9	15	9	13	12	19	103

WARD 3.

	PRECINCTS.						Totals.
	1.	2.	3.	4.	5.	6.	
Yes.....	137	173	185	197	183	150	1,025
No.....	20	14	32	11	20	9	106
Blanks.....	11	11	11	20	15	11	79

WARD 4.

	PRECINCTS.						Totals.
	1.	2.	3.	4.	5.	6.	
Yes.....	130	105	140	122	102	76	675
No.....	15	13	18	13	9	8	76
Blanks.....	12	11	15	9	10	7	64

Votes Cast on the Question: "Shall the Provisions of Section 42 of Chapter 514 of the Acts of 1909, Providing that Eight Hours shall Constitute a Day's Work for all Laborers, Workmen and Mechanics Employed by the City, be Accepted?" City Election, 1913.

WARD 5.

	PRECINCTS.						Totals.
	1.	2.	3.	4.	5.	6.	
Yes.....	139	207	121	77	149	125	818
No.....	27	32	9	8	11	7	94
Blanks.....	10	23	9	11	12	8	73

WARD 6.

	PRECINCTS.								Totals.
	1.	2.	3.	4.	5.	6.	7.	8.	
Yes.....	72	80	122	91	106	101	139	82	793
No.....	2	8	16	8	17	24	7	7	89
Blanks.....	10	20	14	19	19	9	22	17	130

WARD 7.

	PRECINCTS.						Totals.
	1.	2.	3.	4.	5.	6.	
Yes.....	37	73	132	98	97	63	500
No.....	9	8	15	10	7	5	54
Blanks.....	6	9	18	13	4	7	57

WARD 8.

	PRECINCTS.						Totals.
	1.	2.	3.	4.	5.	6.	
Yes.....	215	225	195	319	213	266	1,433
No.....	13	12	46	17	8	19	115
Blanks.....	42	20	30	77	26	36	231

Votes Cast on the Question: "Shall the Provisions of Section 42 of Chapter 514 of the Acts of 1909, Providing that Eight Hours shall Constitute a Day's Work for all Laborers, Workmen and Mechanics Employed by the City, be Accepted?" City Election, 1913.

WARD 9.

	PRECINCTS.							Totals.
	1.	2.	3.	4.	5.	6.	7.	
Yes.....	193	217	115	222	158	175	146	1,226
No.....	18	14	13	15	18	27	11	116
Blanks.....	26	31	29	16	13	15	19	149

WARD 10.

	PRECINCTS.									Totals.
	1.	2.	3.	4.	5.	6.	7.	8.	9.	
Yes.....	99	92	98	77	56	81	160	151	144	958
No.....	9	15	18	10	8	17	107	50	79	313
Blanks.....	10	11	12	9	13	21	35	26	34	171

WARD 11.

	PRECINCTS.									Totals.
	1.	2.	3.	4.	5.	6.	7.	8.	9.	
Yes.....	140	102	149	117	58	47	47	51	131	842
No.....	35	5	39	115	102	60	98	127	159	740
Blanks.....	22	25	25	39	30	22	19	22	50	254

WARD 12.

	PRECINCTS.							Totals.
	1.	2.	3.	4.	5.	6.	7.	
Yes.....	140	104	106	152	101	205	208	1,016
No.....	37	32	13	33	27	22	18	182
Blanks.....	15	8	13	21	19	26	14	116

Votes Cast on the Question: " Shall the Provisions of Section 42 of Chapter 514 of the Acts of 1909, Providing that Eight Hours shall Constitute a Day's Work for all Laborers, Workmen and Mechanics Employed by the City, be Accepted?" City Election, 1913.

WARD 13.

	PRECINCTS.								Totals.
	1.	2.	3.	4.	5.	6.	7.	8.	
Yes.....	112	74	80	123	146	109	133	119	896
No.....	9	5	5	10	13	14	10	12	78
Blanks.....	11	14	7	18	13	9	14	5	91

WARD 14.

	PRECINCTS.								Totals.
	1.	2.	3.	4.	5.	6.	7.	8.	
Yes.....	182	185	129	167	197	124	186	207	1,377
No.....	20	18	17	21	14	19	29	26	164
Blanks.....	11	16	14	4	11	14	11	22	103

WARD 15.

	PRECINCTS.								Totals.
	1.	2.	3.	4.	5.	6.	7.	8.	
Yes.....	82	164	137	119	197	147	199	173	1,218
No.....	5	21	10	19	18	36	29	15	153
Blanks.....	5	3	11	7	17	8	11	11	73

WARD 16.

	PRECINCTS.							Totals.
	1.	2.	3.	4.	5.	6.	7.	
Yes.....	111	202	298	208	197	147	261	1,424
No.....	8	20	27	25	48	72	37	237
Blanks.....	9	16	27	19	20	30	33	154

Votes Cast on the Question: " Shall the Provisions of Section 42 of Chapter 514 of the Acts of 1909, Providing that Eight Hours shall Constitute a Day's Work for all Laborers, Workmen and Mechanics Employed by the City, be Accepted?" City Election, 1913.

WARD 17.

	PRECINCTS.									Totals.
	1.	2.	3.	4.	5.	6.	7.	8.	9.	
Yes.....	103	155	131	244	136	123	212	305	184	1,593
No.....	4	11	24	36	7	12	22	16	33	165
Blanks.....	7	18	23	27	13	12	11	18	19	148

WARD 18.

	PRECINCTS.						Totals.
	1.	2.	3.	4.	5.	6.	
Yes.....	199	126	118	156	285	312	1,196
No.....	16	12	20	22	22	37	129
Blanks.....	19	17	7	15	25	33	116

WARD 19.

	PRECINCTS.									Totals.
	1.	2.	3.	4.	5.	6.	7.	8.	9.	
Yes.....	261	133	259	240	156	237	317	288	209	2,100
No.....	36	17	21	19	25	22	24	29	21	214
Blanks.....	20	14	12	18	16	15	30	21	11	157

WARD 20.

	PRECINCTS.																Totals.
	1.	2.	3.	4.	5.	6.	7.	8.	9.	10.	11.	12.	13.	14.	15.	16.	
Yes.....	220	229	263	210	262	205	216	164	206	186	228	207	174	269	250	241	3,530
No.....	45	38	57	71	35	24	83	118	68	108	50	68	39	38	45	64	951
Blanks.....	22	24	27	18	33	21	39	36	26	38	40	28	31	17	64	29	493

Votes Cast on the Question: " Shall the Provisions of Section 42 of Chapter 514 of the Acts of 1909, Providing that Eight Hours shall Constitute a Day's Work for all Laborers, Workmen and Mechanics Employed by the City, be Accepted?" City Election, 1913.

WARD 21.

	PRECINCTS.												Totals.
	1.	2.	3.	4.	5.	6.	7.	8.	9.	10.	11.	12.	
Yes.....	162	176	179	152	135	141	175	155	142	133	185	139	1,874
No.....	34	16	27	44	46	62	28	86	65	40	55	26	529
Blanks.....	24	18	28	20	18	21	22	38	19	20	34	10	272

WARD 22.

	PRECINCTS.								Totals.
	1.	2.	3.	4.	5.	6.	7.	8.	
Yes.....	290	256	180	250	215	153	134	269	1,747
No.....	72	35	17	66	30	68	74	42	404
Blanks.....	44	29	10	37	21	35	22	26	224

WARD 23.

	PRECINCTS.														Totals.
	1.	2.	3.	4.	5.	6.	7.	8.	9.	10.	11.	12.	13.	14.	
Yes.....	119	276	211	263	209	83	182	91	146	91	136	139	149	145	2,240
No.....	91	37	32	37	21	28	38	72	21	73	66	68	54	38	676
Blanks...	15	21	15	15	15	12	13	35	12	17	25	23	18	22	258

WARD 24.

	PRECINCTS.												Totals.
	1.	2.	3.	4.	5.	6.	7.	8.	9.	10.	11.	12.	
Yes.....	156	177	201	156	161	191	202	262	239	225	201	212	2,383
No.....	35	25	39	53	45	39	63	62	44	71	70	43	589
Blanks.....	19	13	19	17	20	24	26	28	26	24	29	31	276

Votes Cast on the Question: " Shall the Provisions of Section 42 of Chapter 514 of the Acts of 1909, Providing that Eight Hours shall Constitute a Day's Work for all Laborers, Workmen and Mechanics Employed by the City, be Accepted?" City Election, 1913.

WARD 25.

	PRECINCTS.										Totals.
	1.	2.	3.	4.	5.	6.	7.	8.	9.	10.	
Yes.....	107	128	115	128	147	155	159	183	162	142	1,426
No.....	26	51	19	15	64	39	56	40	35	38	383
Blanks.....	11	21	12	13	19	18	29	23	26	13	185

WARD 26.

	PRECINCTS.							Totals.
	1.	2.	3.	4.	5.	6.	7.	
Yes.....	92	100	135	122	106	112	116	783
No.....	18	29	55	53	10	27	18	210
Blanks.....	14	20	12	40	15	15	11	127
Totals for city.								35,534
{ Yes.....								7,050
{ No.....								4,259
{ Blanks.....								

Proportion of men registered who voted on the question, 38 per cent.

Votes Cast on the Question: "Shall Licenses be Granted for the Sale of Intoxicating Liquors in this City?"
City Election, 1913.

WARD 1.

	PRECINCTS.									Totals.
	1.	2.	3.	4.	5.	6.	7.	8.	9.	
Yes.....	79	81	143	110	124	144	192	172	154	1,199
No.....	47	53	91	65	47	26	56	81	47	513
Blanks.....	5	5	9	8	9	14	7	13	7	77

WARD 2.

	PRECINCTS.								Totals.
	1.	2.	3.	4.	5.	6.	7.	8.	
Yes.....	106	71	139	103	87	112	123	127	868
No.....	34	15	41	21	34	47	49	35	276
Blanks.....	6	4	2	12	4	8	13	20	69

WARD 3.

	PRECINCTS.						Totals.
	1.	2.	3.	4.	5.	6.	
Yes.....	105	135	157	161	151	123	832
No.....	58	57	55	56	57	45	328
Blanks.....	5	6	16	11	10	2	50

WARD 4.

	PRECINCTS.						Totals.
	1.	2.	3.	4.	5.	6.	
Yes.....	109	87	121	96	78	74	565
No.....	41	39	45	44	35	14	218
Blanks.....	7	3	7	4	8	3	32

Votes Cast on the Question: "Shall Licenses be Granted for the
Sale of Intoxicating Liquors in this City?"
City Election, 1913.

WARD 5.

	PRECINCTS.						Totals.
	1.	2.	3.	4.	5.	6.	
Yes.....	125	178	102	66	122	104	697
No.....	48	73	33	27	43	30	254
Blanks.....	3	11	4	3	7	6	34

WARD 6.

	PRECINCTS.								Totals.
	1.	2.	3.	4.	5.	6.	7.	8.	
Yes.....	67	81	116	91	110	90	139	67	761
No.....	10	16	26	18	26	41	7	21	165
Blanks.....	7	11	10	9	6	3	22	18	86

WARD 7.

	PRECINCTS.						Totals.
	1.	2.	3.	4.	5.	6.	
Yes.....	41	70	121	78	81	49	440
No.....	11	16	33	36	20	21	137
Blanks.....		4	11	7	7	5	34

WARD 8.

	PRECINCTS.						Totals.
	1.	2.	3.	4.	5.	6.	
Yes.....	205	197	190	295	192	238	1,317
No.....	39	48	73	57	32	60	309
Blanks.....	26	12	8	61	23	23	153

Votes Cast on the Question: "Shall Licenses be Granted for the
Sale of Intoxicating Liquors in this City?"
City Election, 1913.

WARD 9.

	PRECINCTS.							Totals.
	1.	2.	3.	4.	5.	6.	7.	
Yes.....	172	188	98	175	126	139	123	1,021
No.....	47	53	32	66	57	70	40	365
Blanks.....	18	21	27	12	6	8	13	105

WARD 10.

	PRECINCTS.									Totals.
	1.	2.	3.	4.	5.	6.	7.	8.	9.	
Yes.....	86	77	78	66	54	78	207	160	171	977
No.....	27	34	43	26	19	34	85	60	83	411
Blanks.....	5	7	7	4	4	7	10	7	3	54

WARD 11.

	PRECINCTS.									Totals.
	1.	2.	3.	4.	5.	6.	7.	8.	9.	
Yes.....	106	98	145	176	146	99	130	159	248	1,307
No.....	80	21	63	83	37	25	32	34	75	450
Blanks.....	11	13	5	12	7	5	2	7	17	79

WARD 12.

	PRECINCTS.							Totals.
	1.	2.	3.	4.	5.	6.	7.	
Yes.....	132	88	83	143	84	175	150	855
No.....	54	56	46	60	53	63	86	418
Blanks.....	6	3	3	10	15	4	41

Votes Cast on the Question: "Shall Licenses be Granted for the
Sale of Intoxicating Liquors in this City?"
City Election, 1913.

WARD 13.

	PRECINCTS.								Totals.
	1.	2.	3.	4.	5.	6.	7.	8.	
Yes.....	87	68	59	93	113	83	115	94	712
No.....	37	19	33	51	52	45	40	38	315
Blanks.....	8	6	7	7	4	2	4	38

WARD 14.

	PRECINCTS.								Totals.
	1.	2.	3.	4.	5.	6.	7.	8.	
Yes.....	140	158	101	138	145	100	138	170	1,090
No.....	57	58	50	50	68	51	83	78	495
Blanks.....	16	3	9	4	9	6	5	7	59

WARD 15.

	PRECINCTS.								Totals.
	1.	2.	3.	4.	5.	6.	7.	8.	
Yes.....	66	139	111	98	153	117	160	130	974
No.....	23	45	41	44	70	66	74	63	426
Blanks.....	3	4	6	3	9	8	5	6	44

WARD 16.

	PRECINCTS.							Totals.
	1.	2.	3.	4.	5.	6.	7.	
Yes.....	89	162	255	159	163	141	234	1,203
No.....	34	69	84	84	94	93	84	542
Blanks.....	5	7	13	9	8	15	13	70

Votes Cast on the Question: "Shall Licenses be Granted for the
Sale of Intoxicating Liquors in this City?"
City Election, 1913.

WARD 17.

	PRECINCTS.									Totals.
	1.	2.	3.	4.	5.	6.	7.	8.	9.	
Yes.....	84	126	122	187	103	100	162	241	159	1,284 527 95
No.....	27	46	47	103	45	37	71	83	68	
Blanks.....	3	12	9	17	8	10	12	15	9	

WARD 18.

	PRECINCTS.						Totals.
	1.	2.	3.	4.	5.	6.	
Yes.....	171	97	96	132	217	255	968 408 65
No.....	50	50	46	53	103	106	
Blanks.....	13	8	3	8	12	21	

WARD 19.

	PRECINCTS.									Totals.
	1.	2.	3.	4.	5.	6.	7.	8.	9.	
Yes.....	215	116	207	197	125	193	276	174	186	1,689 591 191
No.....	87	39	74	69	65	74	78	55	50	
Blanks.....	15	9	11	11	7	7	17	109	5	

WARD 20.

	PRECINCTS.																Totals.
	1.	2.	3.	4.	5.	6.	7.	8.	9.	10.	11.	12.	13.	14.	15.	16.	
Yes.....	174	190	231	153	183	149	155	143	159	189	211	183	174	198	268	202	2,962 1,817 195
No.....	106	94	97	136	131	94	172	165	133	129	87	115	58	113	62	125	
Blanks.....	7	7	19	10	16	7	11	10	8	14	20	5	12	13	29	7	

Votes Cast on the Question: "Shall Licenses be Granted for the Sale of Intoxicating Liquors in this City?"
City Election, 1913.

WARD 21.

	PRECINCTS.												Totals.
	1.	2.	3.	4.	5.	6.	7.	8.	9.	10.	11.	12.	
Yes.....	125	150	157	110	124	107	139	182	152	130	199	112	1,687
No.....	86	45	62	99	66	111	72	84	60	58	59	55	857
Blanks.....	9	15	15	7	9	6	14	13	14	5	16	8	131

WARD 22.

	PRECINCTS.								Totals.
	1.	2.	3.	4.	5.	6.	7.	8.	
Yes.....	306	240	153	229	199	160	127	245	1,659
No.....	91	68	47	106	60	90	97	78	637
Blanks.....	9	12	7	18	7	6	6	14	79

WARD 23.

	PRECINCTS.														Totals.
	1.	2.	3.	4.	5.	6.	7.	8.	9.	10.	11.	12.	13.	14.	
Yes.....	148	227	173	197	147	41	97	63	110	87	73	58	78	89	1,588
No.....	74	95	76	107	88	80	134	126	66	91	149	168	143	115	1,512
Blanks..	3	12	9	11	10	2	2	9	3	3	5	4	1	74

WARD 24.

	PRECINCTS.												Totals.
	1.	2.	3.	4.	5.	6.	7.	8.	9.	10.	11.	12.	
Yes.....	111	110	138	119	106	129	88	180	163	125	150	145	1,564
No.....	89	96	114	100	108	113	196	155	140	191	147	131	1,580
Blanks.....	10	9	7	7	12	12	7	17	6	4	3	10	104

Votes Cast on the Question: "Shall Licenses be Granted for the Sale of Intoxicating Liquors in this City?"
City Election, 1913.

WARD 25.

	PRECINCTS.										Totals.
	1.	2.	3.	4.	5.	6.	7.	8.	9.	10.	
Yes.....	88	119	88	106	135	142	155	160	141	120	1,254
No.....	48	73	50	45	93	62	77	77	74	67	666
Blanks.....	8	8	8	5	2	8	12	9	8	6	74

WARD 26.

	PRECINCTS.							Totals.
	1.	2.	3.	4.	5.	6.	7.	
Yes.....	62	71	77	72	91	71	94	538
No.....	59	75	116	133	36	78	47	544
Blanks.....	3	3	9	10	4	5	4	38

Totals for city.	Yes.....	30,011
	No.....	14,761
	Blanks.....	2,071

Proportion of men registered who voted on the license question, 40 per cent.

Number of Men Registered Who Voted

(AS BY PRECINCT OFFICERS' RETURNS OF NAMES CHECKED ON VOTING
LISTS),

City Election, 1913.

WARDS.	PRECINCTS.,																Number of Names Checked.	Per cent Registered who Voted.	
	1.	2.	3.	4.	5.	6.	7.	8.	9.	10.	11.	12.	13.	14.	15.	16.			
1.....	131	139	243	183	180	184	255	266	208	1,789	35
2.....	146	90	182	136	125	167	185	182	1,213	40
3.....	168	198	228	228	218	170	1,210	44
4.....	157	129	173	144	121	91	815	38
5.....	176	262	139	96	172	140	985	45
6.....	84	108	152	118	142	134	168	106	1,012	45
7.....	52	90	165	121	108	75	611	39
8.....	270	257	271	413	247	321	1,779	51
9.....	237	262	157	253	189	217	176	1,491	45
0.....	118	118	128	96	77	119	302	227	257	1,442	38
1.....	197	132	213	271	190	129	164	200	340	1,836	47
2.....	192	144	132	206	147	253	240	1,314	35
3.....	132	93	92	151	172	132	157	136	1,065	39
4.....	213	219	160	192	222	157	226	255	1,644	39
5.....	92	188	158	145	232	191	239	199	1,444	39
6.....	128	238	352	252	265	249	331	1,815	39
7.....	114	184	178	307	156	147	245	339	236	1,906	45
8.....	234	155	145	193	332	382	1,441	43
9.....	317	164	292	277	197	274	371	338	241	2,471	49
0.....	287	291	347	299	330	250	338	318	300	332	318	303	244	324	359	334	4,974	41
1.....	220	210	234	216	199	224	225	279	226	193	274	175	2,675	43
2.....	406	320	207	353	266	256	230	337	2,375	44
3.....	225	334	258	315	245	123	233	198	179	181	227	230	221	205	3,174	47
4.....	210	215	259	226	226	254	291	352	309	320	300	286	3,248	40
5.....	144	200	146	156	230	212	244	246	223	193	1,994	37
6.....	124	149	202	215	131	154	145	1,120	41
Total.....																	46,843	

Average per cent of men registered who voted, 42.

Number of Women Registered Who Voted for School Committee

(AS BY PRECINCT OFFICERS' RETURNS OF NAMES CHECKED ON VOTING LIST),

City Election, 1913.

WARDS.	PRECINCTS.																Number of Names Checked.	Per cent Registered who Voted.	
	1.	2.	3.	4.	5.	6.	7.	8.	9.	10.	11.	12.	13.	14.	15.	16.			
1.....	19	36	45	21	16	13	9	6	7	172	43
2.....	5	4	6	4	1	11	3	12	46	38
3.....	18	6	22	23	12	6	87	21
4.....	4	6	14	10	1	5	40	14
5.....	6	13	5	4	3	5	36	15
6.....	6	2	1	3	7	3	3	25	35
7.....	2	12	11	5	6	6	42	38
8.....	2	3	21	11	9	20	66	61
9.....	3	5	1	3	9	11	3	35	35
10.....	4	7	17	5	9	12	54	36	121	265	55
11.....	47	3	69	135	103	72	92	119	113	753	69
12.....	30	51	15	12	21	8	20	157	47
13.....	1	2	5	3	9	4	2	26	25
14.....	17	8	11	15	36	21	20	24	152	37
15.....	7	13	18	25	32	16	14	125	29
16.....	5	14	12	24	28	70	29	182	46
17.....	3	2	23	48	5	4	8	1	16	110	42
18.....	12	1	9	10	10	25	67	40
19.....	12	6	12	9	17	11	17	14	8	106	24
20.....	29	19	40	45	12	8	36	102	23	54	48	54	28	16	37	40	591	44
21.....	39	22	29	44	34	57	19	70	72	33	53	37	509	54
22.....	39	8	4	26	10	74	87	31	279	53
23.....	73	16	16	24	21	13	18	52	10	48	26	49	12	26	404	52
24.....	9	22	29	27	25	12	34	21	20	38	45	21	303	40
25.....	16	35	8	7	50	27	70	40	33	23	309	48
26.....	3	7	10	4	5	11	12	52	19
Total.....																	4,939	

Average per cent of women registered who voted, 44.

SPECIAL PRIMARY, JANUARY 28, 1913.

SPECIAL ELECTION, FEBRUARY 11, 1913.

**Democratic Votes Cast at Special State Primary, January 28, 1913.
FOR REPRESENTATIVE IN GENERAL COURT.**

WARD 3.	PRECINCTS.						Totals.
	1.	2.	3.	4.	5.	6.	
Edward J. Coughlin.....	6	34	5	3	4	9	61
Joseph Farren.....	4	19	13	28	4	4	72
Henry J. McLaughlin.....	16	31	51	80	93	64	335
George W. Mooney.....	4	11	5	5	8	2	35
George J. Roe.....	24	20	44	91	44	73	296
Peter F. Tague.....	43	58	104	98	111	86	500
William H. Winnett.....	38	94	44	28	18	19	241
Ballots cast.....	137	273	271	340	287	260	1,568

No Progressive Party Ballots were cast at Special State Primary, January 28, 1913, for Representative in General Court.

**Republican Votes Cast at Special State Primary, January 28, 1913.
FOR REPRESENTATIVE IN GENERAL COURT.**

WARD 3.	PRECINCTS.						Totals.
	1.	2.	3.	4.	5.	6.	
James L. Hourihan.....	20	5	8	1	6	2	42
All others.....		2					2
Ballots cast.....	20	7	8	1	6	2	44

**Votes Cast at Special State Election, February 11, 1913.
FOR REPRESENTATIVE IN GENERAL COURT.**

WARD 3.	PRECINCTS.						Totals.
	1.	2.	3.	4.	5.	6.	
Daniel T. Callahan (Progressive Citizens' Nomination Paper).....	33	78	65	82	74	94	426
James L. Hourihan (Republican).....	18	5	2	2	1	28
Peter F. Tague (Democratic).....	57	132	152	191	165	138	835
Blanks.....				4	1	5
Ballots cast.....	108	210	222	279	242	233	1,294

INVENTORY OF PROPERTY BELONGING TO THE ELECTION DEPARTMENT.

- 29 Voting booths, made of corrugated steel, built in 1897 and 1898, 9 of which are stored on lot on D street, South Boston; 8 on lot on Ritchie street, Roxbury; 6 on lot at Austin avenue, East Boston; 1 on city lot at Vine Street Church; 1 at South Street yard, Jamaica Plain, and 4 on various leased lots.
- 49 Wooden voting booths, built in 1898, 1901, 1903 and 1905 as permanent structures, 18 of which are stored on lot at D street; 18 on lot at Ritchie street; 1 in school yard at Tileston street, Dorchester; 1 at Reservoir lot, East Boston; 1 at Public Works Department yard, Chestnut Hill avenue, Ward 25, and 10 on various leased lots.
- 33 Wooden booths, known as "knock-down" booths, 1 of which is located in Adams School yard, Dorchester; the remainder on various leased lots.

To each booth belong railings and voting compartments, tables, chairs, stove and other necessary furnishings and voting paraphernalia. The department now owns 2,280 chairs, 750 tables, 530 voting compartments and 1,090 wooden horses for the same, 250 stools for ballot boxes, 198 counting boards, 112 stoves, 1,370 leatheroid boxes, canvas envelopes, and the required lamps, coal hods, shovels, pokers, coal barrels and other minor equipment for voting booths, also voting compartments received from Hyde Park.

- 185 Federal ballot boxes, used at elections.
 25 United States ballot boxes, used at primaries and elections and as "extras."
 25 Standard ballot boxes, formerly used at caucuses, and now used as "extras" at primaries and elections.
 29 Acme ballot boxes, as "extras."
 9 Gravity ballot boxes.
 4 Improved Federal ballot boxes.
 3 Hub ballot boxes.
 16 Perfection ballot boxes.
 1 Ideal ballot box, from Hyde Park.
 2 Dean ballot machines.

Two hundred and fourteen of the above ballot boxes are kept at 100 Summer street, the remainder at the storehouse in South Boston, where are also 241 old ballot boxes not answering the present requirements of the law, but placed at each polling place at elections for temporary use in case of emergency; also 108 old revolving ballot boxes.

Office furniture at 100 Summer street, used in the offices of the department, consisting of 9 roll-top desks, 8 swivel chairs for same and 29 smaller swivel chairs, 2 library tables and 8 oak armchairs, 2 atlas cases, 5 card index cabinets, 2 roll-front document cases, bookcases and books, 3 coat racks, 4 long tables, 3 counters, 2 office settees, 1 typewriting table, 1 table desk, 7 small tables, 4 clocks, 2 typewriting machines, 1 adding machine, stationery and required minor furnishings and fixtures for office purposes; 1 metal frame rack at vault, 88 Summer street; 1 card index at South Boston storehouse.





