


BOSTON PUBLIC LIBRARY




3 9999 06422 259 7





**BOSTON
PUBLIC
LIBRARY**



OFFICE OF THE
FINANCE COMMISSION

MAR 27 1928

RECEIVED

ANNUAL REPORT

OF THE

BOARD OF ELECTION
COMMISSIONERS

FOR THE

YEAR 1927




CITY OF BOSTON
PRINTING DEPARTMENT
1928



CONTENTS.

	PAGE
Listed Male Residents, First List	4
Listed Male Residents, Supplementary	5
Listed Male Residents, Including Supplementary	6
Listed Women Residents, First List	7
Listed Women Residents, Supplementary	8
Listed Women Residents, Including Supplementary	9
Listed Men and Women Residents, First List	10
Listed Men and Women Residents, Supplementary	11
Total Listed Men and Women Residents, Including Supplementary	12
Registered Men Voters on First Printed List, September 12, 1927	13
Registered Women Voters on First Printed List, September 12, 1927	14
Registered Men and Women Voters on First Printed List, September 12, 1927	15
Number of Enrolled Democrats, First List	16
Number of Enrolled Republicans, First List	17
Supplementary Registration (Men)	18
Supplementary Registration (Women)	19
Supplementary Registered Voters, Men and Women	20
Registered Men Voters, City Election, November 8, 1927	21
Registered Women Voters, City Election, November 8, 1927	22
Registered Voters (Men and Women), City Election, November 8, 1927	23
Number of Men Registered Who Voted, City Election, November 8, 1927	24
Number of Women Registered Who Voted, City Election, November 8, 1927	25
Total Men and Women Registered Who Voted, City Election, November 8, 1927	26
Votes Cast at City Election, November 8, 1927.	
For City Council	28-38
For School Committee	39-61



Digitized by the Internet Archive
in 2010 with funding from
Boston Public Library



ANNUAL REPORT

OF THE

ELECTION DEPARTMENT

FOR THE YEAR 1927.

BOSTON, January 5, 1928.

HON. MALCOLM E. NICHOLS,
Mayor of the City of Boston.

SIR,— In compliance with section 24, chapter 3, of the Revised Ordinances, the Board of Election Commissioners respectfully submits its annual report.

REGISTRATION.

Registration opened at the central office July 5 and was continued each day (Sundays and holidays excepted) up to and including October 19. Registration in wards was held on October 7, 8, 10, 11, 13, 14, 15, 17, 18 and 19, from 6 p. m. to 10 p. m. continuously for the city election. This registration was held in two places in different sections of each ward, five nights at each place.

NUMBER OF VOTERS.

At the state election held November 2, 1926, the number of male and female voters on the list was 232,316. The number of such voters on the first list published by the Board September 12, 1927, was 208,025. From that time to the close of registration for the city election there were added the names of 13,379 voters. The number of voters on the final list sent to the polls on the

day of the city election, held November 8, 1927, was 221,404, a decrease of 10,912 from the number on the list at the preceding state election.

SUPPLEMENTARY REGISTRATION OF SOLDIERS AND SAILORS.

Under the provisions of chapter 51, sections 50 and 51 of the General Laws, one man in the military service availed himself of the opportunity afforded by this act by registering as a voter of this city during the period after the close of registration up to the third day preceding the city election.

NOMINATION PAPERS AND REFERENDUM PETITIONS.

The Board received 1,265 nomination papers for the city election on which 48,403 names were certified; and 619 referendum petitions on which 16,293 names were certified. This makes a total of 1,884 papers on which the names of 64,696 voters were certified.

REVISION OF THE VOTING LIST.

The names of 2,342 voters were stricken from the voting list by reason of death, removal from the city and other causes. There were no complaints of illegal registration.

JURORS.

In accordance with chapter 234 of the General Laws, as amended by chapter 311 of the Acts of 1924, the Election Commissioners prepare a list of the inhabitants of Boston liable to serve as jurors. The Board established for the first time a system of having each person provisionally selected for jury duty appear at this office to fill out a questionnaire, making oath to the statements contained therein before a member of the Board. This gave the Board an opportunity to meet each individual and note, if any, his physical defects or disability to render to the county the service that would be required of him as a juror. These personal examinations also enabled us to know the educational qualifications of each prospective juror. The members of the Board make an impartial selection from all parts of the city of men of various occupations, and are of the opinion that the persons finally selected represent an average of our citizenship.

The jury list prepared by the Board in 1927 contained the names of 9,906 voters of Boston. During the time covered by this report 3,190 were drawn for jury service.

MEMBERSHIP OF THE BOARD.

The term of Mrs. Nina M. Gevalt expired March 31, 1927, and she was reappointed for the term of four years ending March 31, 1931, and was approved by the Civil Service Commission. She immediately assumed the duties of her office.

Hon. Frank Seiberlich was designated by the Mayor as Chairman of the Board of Election Commissioners, and Hon. Patrick H. O'Connor, member of the Listing Board.

EXPENSES OF THE DEPARTMENT.

The expenses of the Election Department for the year ending December 31, 1927, amounted to \$193,378.21.


Respectfully,

FRANK SEIBERLICH,
JAMES F. EGAN,
PATRICK H. O'CONNOR,
NINA M. GEVALT,

Board of Election Commissioners.



ELECTION STATISTICS.



TABULATED STATEMENT OF THE NUMBER
OF LISTED MEN AND WOMEN RESIDENTS,
REGISTERED MEN AND WOMEN VOTERS
AND PERSONS WHO VOTED IN EACH VOTING
PRECINCT, TOGETHER WITH THE NUMBER
OF VOTES CAST FOR EACH CANDIDATE AT
THE

CITY ELECTION November 8, 1927.

Women Residents April 1, 1927, Supplementary, Listed by Board of Election Commissioners.

WARDS.	PRECINCTS.																			Totals.
	1.	2.	3.	4.	5.	6.	7.	8.	9.	10.	11.	12.	13.	14.	15.	16.	17.	18.	19.	
1	0	10	2	2	1	0	1	1	1	1	1	0	2	2	0	0	3	0	0	28
2	5	0	3	2	2	8	7	2	3	1	2	5	4	3	5	6	5			63
3	4	1	2	6	8	7	6	4	3	1	3									45
4	3	3	11	10	6	3	2	14	5	20	20	35	8	2	11					153
5	1	8	5	10	11	3	10	25	10	10	15	16	13	15	7					159
6	2	1	2	0	1	3	3	0	3	0	1	2	1	2	0					21
7	1	3	3	1	1	1	2	4	1	1	1	1	5	0	0	2				27
8	4	8	10	9	5	2	3	5	2	2	1	3	2	8						64
9	9	11	7	4	4	4	4	3	2	3	7	6	2	6	0					72
10	16	4	7	5	2	4	3	8	5	8	0	4	2	3	1	3				75
11	4	5	3	7	4	1	4	0	1	2	2	2	1	3	1					40
12	2	2	4	7	2	6	1	1	1	0	3	3	3	5	2	3				45
13	4	1	3	1	1	1	0	1	1	3	2	1	0	6	2	1				28
14	2	2	6	5	1	3	0	4	4	1	3	2	0	5	4	5				47
15	1	3	3	1	2	2	0	2	5	0	1	2	1	1	2					26
16	1	2	1	0	1	0	1	2	0	2	1	0	2	1	1					15
17	4	2	2	1	1	1	4	2	1	8	3	1	1	1	0	2	1			35
18	6	5	1	4	1	3	1	3	3	1	2	4	3	0	2	0				39
19	3	2	3	3	6	0	0	2	2	3	2	4	4	1	0					35
20	1	2	1	1	0	2	1	3	0	6	1	0	1	1	2	2				24
21	4	5	5	3	7	5	4	4	2	3	6	2	4	7	5					66
22	0	3	1	0	6	4	7	1	0	1	4	3	7	5						42
Total.																				1,149

ELECTION DEPARTMENT.

Registered Men Voters on First Printed List September 12, 1927.

WARDS.	PRECINCTS.																						Totals.
	1.	2.	3.	4.	5.	6.	7.	8.	9.	10.	11.	12.	13.	14.	15.	16.	17.	18.	19.				
1.....	395	323	464	461	448	441	365	358	355	319	363	367	361	403	353	455	356	221	455	7,263			
2.....	411	338	271	336	334	410	298	377	358	341	326	367	358	373	406	342	427			6,073			
3.....	566	594	573	549	528	533	509	523	443	473	486									5,777			
4.....	329	326	194	262	278	299	277	264	260	266	246	303	201	280	221					4,006			
5.....	368	363	273	239	286	414	244	239	144	223	193	298	221	228	216					3,949			
6.....	429	366	411	386	396	447	394	407	404	424	442	305	365	354	345					5,875			
7.....	360	444	416	363	339	307	356	327	338	319	325	291	344	334	327	326				5,516			
8.....	237	282	161	283	265	301	318	304	333	316	372	331	313	331						4,147			
9.....	306	352	300	325	244	271	289	278	330	300	306	289	309	289	305					4,493			
10.....	314	315	305	329	316	336	319	315	240	329	279	284	353	345	310	305				4,994			
11.....	346	334	296	396	335	367	360	394	373	344	380	314	240	391	261					5,131			
12.....	312	291	305	277	269	328	365	364	279	308	324	337	415	398	360	468				5,400			
13.....	352	310	398	296	323	300	296	350	264	311	330	286	340	339	358	375				5,228			
14.....	377	374	421	337	339	334	355	433	418	425	336	559	580	442	580	522				6,832			
15.....	373	285	375	341	352	346	344	395	351	358	378	363	322	326	455					5,364			
16.....	379	362	366	343	444	389	360	375	339	433	424	413	373	408	397					5,805			
17.....	334	279	265	303	319	312	304	338	329	309	395	323	350	331	455	359	317			5,622			
18.....	369	515	408	555	395	433	422	503	342	313	370	355	351	401	229	288				6,249			
19.....	294	380	390	338	366	338	315	346	442	363	363	271	482	323	329					5,340			
20.....	295	402	342	367	354	502	339	389	428	357	378	325	378	370	367	372				5,965			
21.....	271	277	321	270	233	373	262	357	203	273	391	366	280	354	229					4,460			
22.....	251	382	282	278	322	378	346	328	390	350	301	341	325	414						4,658			
Total.....																				118,147			

Percentage of men police listed April 1, 1927, 48.91 per cent.

Registered Women Voters on First Printed List September 12, 1927.

WARDS.	PRECINCTS.																			Totals.
	1.	2.	3.	4.	5.	6.	7.	8.	9.	10.	11.	12.	13.	14.	15.	16.	17.	18.	19.	
1.....	144	168	279	133	196	227	226	223	270	184	219	180	214	253	249	290	224	125	318	4,122
2.....	239	300	229	265	261	360	289	269	240	305	267	272	271	255	252	261	241	4,576
3.....	131	164	158	238	211	187	98	145	109	123	129	1,693
4.....	144	142	195	260	131	177	144	206	200	253	230	341	197	213	294	3,127
5.....	139	175	138	323	271	255	303	267	261	297	278	322	256	239	264	3,788
6.....	237	215	305	322	269	278	294	276	310	310	269	259	277	316	257	4,214
7.....	270	351	301	252	264	241	268	230	217	196	195	239	282	278	258	238	4,080
8.....	188	177	278	166	166	231	247	311	244	261	261	190	246	204	3,170
9.....	164	170	145	148	157	195	302	224	218	253	226	202	238	200	236	3,078
10.....	246	327	314	297	236	301	263	264	230	213	247	180	251	267	278	292	4,206
11.....	231	256	246	356	234	274	272	279	307	354	308	268	199	338	226	4,148
12.....	225	265	265	226	265	280	246	261	161	191	256	167	222	217	216	291	3,754
13.....	239	304	312	150	258	266	260	328	286	302	284	214	292	300	266	314	4,375
14.....	105	172	233	193	251	283	344	236	248	234	233	257	285	179	276	238	3,767
15.....	347	295	325	312	275	332	311	362	334	305	251	248	268	346	238	4,549
16.....	256	252	301	329	427	298	312	304	309	369	321	337	287	320	311	4,733
17.....	337	296	233	259	314	345	358	218	266	361	337	310	282	249	382	346	329	5,272
18.....	293	326	302	418	308	330	358	407	304	300	329	286	356	322	198	206	5,043
19.....	231	353	381	280	408	271	305	392	440	302	308	265	390	265	295	4,886
20.....	287	273	273	355	353	483	345	352	324	389	333	339	345	374	223	298	5,396
21.....	238	251	289	282	242	322	241	255	194	235	333	332	265	319	249	4,047
22.....	202	298	180	193	214	342	325	233	304	320	258	334	300	351	3,854
Total.....	89,878

Percentage of women police listed April 1, 1927, 35.35 per cent.

ELECTION DEPARTMENT.

Registered Voters, Men and Women, on First Printed List September 12, 1927.

WARDS.	PRECINCTS.																			Totals.
	1.	2.	3.	4.	5.	6.	7.	8.	9.	10.	11.	12.	13.	14.	15.	16.	17.	18.	19.	
1.....	530	491	743	594	644	668	591	581	625	503	582	547	575	656	602	745	580	346	773	11,385
2.....	650	638	500	601	595	770	587	646	598	646	593	639	629	628	658	603	668			10,649
3.....	697	758	731	787	739	720	607	668	552	596	615									7,470
4.....	473	468	389	522	409	476	421	470	460	519	476	644	398	493	515					7,133
5.....	507	538	411	562	557	669	547	506	405	520	471	620	477	467	480					7,737
6.....	686	581	716	708	665	725	688	683	714	734	711	564	642	670	602					10,089
7.....	630	795	717	615	603	548	624	557	555	515	520	530	626	612	585	564				9,596
8.....	425	459	439	449	431	532	565	615	577	577	633	521	559	535						7,317
9.....	470	522	445	473	401	466	591	502	548	563	532	491	547	489	541					7,571
10.....	560	642	619	626	552	637	582	579	470	542	526	464	604	612	588	597				9,200
11.....	577	590	542	752	569	641	632	673	680	698	688	582	439	729	487					9,279
12.....	537	556	570	503	534	608	611	625	440	499	580	504	637	615	576	759				9,154
13.....	591	614	710	446	581	566	556	678	550	613	614	500	632	639	624	689				9,603
14.....	482	546	654	530	590	617	699	669	666	659	569	816	865	621	856	760				10,599
15.....	720	580	700	653	627	678	655	757	685	663	629	611	590	672	693					9,913
16.....	635	614	667	672	871	687	672	679	648	802	745	750	660	728	708					10,538
17.....	671	575	498	562	633	657	662	556	595	670	782	633	632	580	837	705	646			10,894
18.....	662	841	710	973	703	763	780	910	646	613	699	641	707	723	427	494				11,292
19.....	525	733	771	618	774	609	620	738	882	665	671	536	872	588	624					10,226
20.....	582	675	615	722	707	985	684	741	752	746	761	664	723	744	590	670				11,361
21.....	509	528	610	552	475	695	503	612	397	508	724	698	545	673	478					8,507
22.....	453	680	432	471	536	720	671	561	694	670	559	675	625	765						8,512
Total.....																				208,025

Percentage of men and women police listed April 1, 1927, 41.96 per cent.

ELECTION DEPARTMENT.

Registered Men Voters, City Election, November 8, 1927.

WARDS.	PRECINCTS.																		Totals.	
	1.	2.	3.	4.	5.	6.	7.	8.	9.	10.	11.	12.	13.	14.	15.	16.	17.	18.		19.
1.....	417	368	509	516	496	462	376	372	380	334	379	403	383	435	378	474	384	234	475	7,775
2.....	455	370	313	368	352	436	319	401	414	371	354	405	386	414	483	387	519	6,747
3.....	673	682	658	632	615	617	591	598	488	543	574	6,671
4.....	384	380	221	325	325	343	312	314	287	302	285	345	237	302	250	4,612
5.....	393	399	305	251	315	455	259	253	160	237	212	316	236	244	232	4,267
6.....	444	378	422	395	413	459	412	422	420	437	449	318	372	369	352	6,062
7.....	376	457	426	372	351	313	363	337	351	328	337	296	358	348	337	335	5,685
8.....	256	331	188	343	311	333	339	334	370	338	390	361	344	356	4,594
9.....	339	414	361	362	279	287	303	310	353	345	356	321	344	330	328	5,032
10.....	357	342	322	363	343	358	349	350	261	361	305	320	382	363	325	316	5,417
11.....	374	362	316	411	355	393	386	415	406	362	394	331	263	409	275	5,452
12.....	325	305	318	288	286	338	339	383	301	332	343	375	439	437	390	511	5,760
13.....	362	325	416	325	345	314	306	363	268	320	336	298	353	346	374	392	5,443
14.....	423	426	466	370	360	354	366	467	446	466	356	606	628	491	646	600	7,471
15.....	384	293	383	351	364	356	357	409	365	373	398	379	328	341	481	5,562
16.....	389	369	372	351	456	401	375	393	349	448	444	430	383	413	411	5,984
17.....	345	282	271	313	329	320	318	354	341	313	417	337	366	346	471	378	334	5,835
18.....	396	545	425	596	410	459	439	525	367	332	387	390	375	434	257	309	6,646
19.....	303	389	403	344	378	343	331	362	448	377	375	279	501	334	345	5,512
20.....	301	418	353	371	364	514	344	404	436	371	387	335	391	380	332	393	6,144
21.....	293	316	340	289	242	406	289	352	213	288	413	378	308	380	244	4,781
22.....	268	417	271	287	355	409	375	354	508	383	332	376	358	464	5,157
Total.....	126,609

Percentage of total men residents 51.91 per cent.

Registered Women Voters, City Election, November 8, 1927.

Wards.	PRECINCTS.																		Totals.	
	1.	2.	3.	4.	5.	6.	7.	8.	9.	10.	11.	12.	13.	14.	15.	16.	17.	18.		19.
1.....	153	181	303	147	205	233	232	229	277	190	231	189	220	265	269	299	242	126	327	4,318
2.....	254	320	261	291	283	386	310	293	267	333	299	307	295	289	297	327	301			5,113
3.....	140	170	166	264	237	225	108	160	122	141	148									1,881
4.....	155	159	219	299	149	189	153	235	221	292	273	391	232	232	335					3,534
5.....	148	186	150	345	296	268	321	302	279	334	303	352	276	260	286					4,101
6.....	260	218	308	326	272	286	303	277	317	314	271	274	280	320	259					4,285
7.....	275	362	307	254	269	243	274	235	222	204	199	242	291	279	268	255				4,179
8.....	209	197	309	195	188	243	261	340	263	288	263	215	260	223						3,464
9.....	182	195	169	170	176	201	311	242	228	277	253	233	259	226	250					3,377
10.....	288	346	340	324	250	320	276	286	249	223	257	202	283	276	289	306				4,520
11.....	246	272	257	372	247	287	288	305	323	365	319	250	210	356	232					4,364
12.....	234	274	274	240	271	294	257	272	167	197	265	171	243	231	227	304				3,921
13.....	244	315	319	153	266	272	263	335	291	316	239	223	294	314	274	325				4,498
14.....	113	185	252	206	265	293	349	258	259	247	248	267	295	195	292	261				3,985
15.....	359	304	332	315	283	341	318	369	346	307	268	258	270	354	242					4,666
16.....	262	262	308	334	437	303	317	315	312	377	329	347	295	328	316					4,842
17.....	345	304	237	266	320	355	371	225	269	373	400	318	289	255	384	364	340			5,415
18.....	311	341	334	461	329	353	381	445	319	311	345	295	373	348	213	216				5,375
19.....	234	361	386	285	419	277	314	398	447	317	316	272	407	271	302					5,006
20.....	294	280	276	360	359	496	352	356	329	405	390	344	355	384	232	304				5,516
21.....	255	268	305	291	257	342	256	268	202	245	346	339	285	336	263					4,258
22.....	211	318	195	199	229	364	350	250	329	346	281	359	337	409						4,177
Total.....																				94,795

Percentage of total women residents 37.11 per cent.

Total Registered Voters, Men and Women, City Election, November 8, 1927.

WARDS.	PRECINCTS.																		Totals.	
	1.	2.	3.	4.	5.	6.	7.	8.	9.	10.	11.	12.	13.	14.	15.	16.	17.	18.		19.
1.....	570	549	812	663	701	695	608	601	657	524	610	592	603	700	647	773	626	360	802	12,093
2.....	709	690	574	659	635	822	629	694	681	704	653	712	681	703	780	714	820	11,860
3.....	813	852	824	896	852	842	699	758	610	684	722	8,552
4.....	539	539	440	624	474	532	465	549	508	594	558	736	469	534	585	8,146
5.....	541	585	455	596	611	723	580	555	439	561	520	668	512	504	518	8,368
6.....	704	596	730	721	685	745	715	699	737	751	720	592	652	689	611	10,347
7.....	651	819	733	626	620	556	637	572	573	532	536	538	649	627	605	590	9,864
8.....	465	528	497	538	499	576	600	674	633	626	658	576	604	584	8,058
9.....	521	609	530	532	455	488	614	552	581	622	614	554	603	556	578	8,409
10.....	645	688	662	687	593	678	625	636	510	589	562	522	665	639	614	622	9,937
11.....	620	634	573	783	602	680	674	720	734	727	713	611	473	765	507	9,816
12.....	559	579	592	528	557	632	646	655	468	529	608	546	682	668	617	815	9,681
13.....	606	640	735	483	611	586	569	698	559	636	625	521	647	660	648	717	9,941
14.....	536	611	718	576	625	647	715	625	705	713	604	873	923	686	938	861	11,456
15.....	743	597	715	666	647	697	675	778	711	680	666	637	598	695	723	10,228
16.....	651	631	680	685	893	704	692	708	661	825	773	777	678	741	727	10,826
17.....	690	586	508	579	649	675	689	579	610	686	817	655	655	601	855	742	674	11,250
18.....	707	866	759	1,057	739	812	820	970	686	643	732	685	748	782	470	525	12,021
19.....	537	750	789	629	797	620	645	760	895	694	691	551	908	605	647	10,518
20.....	595	698	629	731	723	1,010	696	760	765	776	777	679	746	764	614	697	11,660
21.....	548	584	645	580	499	748	545	650	415	533	759	717	593	716	507	9,039
22.....	479	735	466	486	584	773	725	604	837	729	613	735	695	873	9,334
Total.....	221,404

Percentage of total men and women residents 44.34 per cent.

Number of Men Registered Who Voted, City Election, November 8, 1927.

WARDS.	PRECINCTS.																			Totals.
	1.	2.	3.	4.	5.	6.	7.	8.	9.	10.	11.	12.	13.	14.	15.	16.	17.	18.	19.	
1.....	288	281	308	377	317	270	222	216	192	204	265	224	251	314	275	305	239	133	301	5,072
2.....	292	268	227	263	259	319	212	292	307	284	263	274	306	278	349	325	405	4,923
3.....	276	267	364	350	368	231	256	258	175	236	234	3,015
4.....	153	142	73	131	123	123	104	127	104	111	93	132	81	100	84	1,686
5.....	108	132	103	123	123	170	134	144	54	116	100	107	61	60	56	1,591
6.....	157	125	120	148	132	134	167	144	168	126	120	167	174	160	120	2,162
7.....	116	179	159	129	153	110	111	105	106	96	103	90	135	96	118	108	1,914
8.....	163	231	126	216	181	211	224	230	241	231	246	226	250	227	3,003
9.....	172	227	166	173	102	103	120	150	174	280	259	214	206	186	210	2,742
10.....	295	236	235	257	274	312	259	252	129	199	230	227	284	260	215	185	3,849
11.....	254	284	191	208	219	227	236	250	284	229	227	246	198	229	166	3,478
12.....	126	145	157	102	116	135	153	176	155	148	120	172	244	232	187	249	2,617
13.....	185	162	240	215	302	139	149	181	144	161	173	145	182	216	194	248	3,036
14.....	307	279	311	267	185	190	209	345	335	333	219	381	407	332	410	428	4,938
15.....	195	130	186	171	181	160	176	190	150	172	181	166	122	169	209	2,558
16.....	170	174	174	236	229	237	211	235	192	245	252	233	216	207	203	3,214
17.....	193	159	120	177	165	188	172	178	181	180	233	172	162	155	249	242	199	3,125
18.....	174	213	246	385	231	315	239	248	224	191	246	259	241	293	166	207	3,878
19.....	149	185	227	191	186	176	185	207	223	201	193	166	217	142	144	2,792
20.....	104	105	109	110	143	183	95	119	124	172	142	164	136	175	117	102	2,100
21.....	64	82	63	103	86	121	71	87	50	113	82	145	67	76	67	1,277
22.....	180	279	175	206	252	330	257	273	322	261	233	238	263	326	3,595
Total.....	66,565

Percentage of men registered 52.57 per cent.

ELECTION DEPARTMENT.

Number of Women Registered Who Voted, City Election, November 8, 1927.

WARDS.	PRECINCTS.																		Totals.	
	1.	2.	3.	4.	5.	6.	7.	8.	9.	10.	11.	12.	13.	14.	15.	16.	17.	18.		19.
1.....	82	144	214	92	118	107	136	138	137	115	99	113	110	152	187	176	108	48	160	2,436
2.....	168	197	185	204	204	260	173	185	188	229	230	205	216	215	206	241	252			3,558
3.....	31	45	75	104	126	70	36	59	38	39	56									679
4.....	62	51	83	117	51	77	41	105	76	107	107	159	73	63	89					1,261
5.....	30	64	59	169	115	81	169	174	113	165	144	131	80	75	89					1,658
6.....	78	43	57	80	43	67	121	79	114	90	51	111	63	110	47					1,154
7.....	76	119	85	46	71	62	89	47	28	60	31	42	67	75	67	61				1,026
8.....	124	144	165	112	114	139	169	198	175	167	134	132	203	148						2,124
9.....	81	102	63	78	58	76	116	96	91	193	191	154	146	127	117					1,689
10.....	217	243	228	230	210	247	192	215	101	162	167	139	195	199	161	164				3,070
11.....	167	197	143	206	160	152	138	174	227	154	178	161	147	181	122					2,507
12.....	80	117	90	91	113	124	72	93	83	100	69	54	119	91	93	137				1,526
13.....	99	163	164	81	72	120	117	135	143	146	120	81	117	165	139	203				2,065
14.....	70	107	122	116	120	150	160	183	168	150	147	143	152	118	180	169				2,255
15.....	150	126	112	108	112	106	135	140	117	90	126	108	84	102	111					1,727
16.....	96	115	123	138	178	120	136	159	131	179	147	171	143	135	155					2,126
17.....	171	148	104	134	141	170	180	100	112	185	181	102	104	98	167	202	169			2,468
18.....	138	121	168	276	177	210	169	204	161	178	193	156	225	224	141	134				2,875
19.....	85	149	175	124	184	122	143	217	222	157	141	121	139	108	108					2,195
20.....	80	49	51	78	110	139	99	79	68	161	122	142	126	149	45	102				1,600
21.....	55	48	64	87	75	88	52	55	45	74	80	99	57	70	57					1,006
22.....	135	213	91	104	161	215	249	165	193	198	184	229	247	254						2,638
Total.....																				43,643

Percentage of women registered 46.03 per cent.

Number of Men and Women Registered Who Voted, City Election, November 8, 1927.

WARDS.	PRECINCTS.																		Totals.	
	1.	2.	3.	4.	5.	6.	7.	8.	9.	10.	11.	12.	13.	14.	15.	16.	17.	18.		19.
1.....	370	425	612	469	435	377	358	354	329	319	364	337	361	466	462	481	347	181	461	7,508
2.....	460	465	412	467	463	579	385	477	495	513	493	479	522	493	555	566	657	8,481
3.....	307	312	439	454	494	301	292	317	213	275	290	3,694
4.....	215	193	156	248	174	205	145	232	180	218	200	291	154	163	173	2,947
5.....	138	196	162	292	238	251	303	318	167	281	244	238	141	135	145	3,249
6.....	235	168	177	228	175	201	288	223	282	216	171	278	237	270	167	3,316
7.....	192	298	244	175	224	172	200	152	134	156	134	132	202	171	185	169	2,940
8.....	287	375	291	328	295	350	393	428	416	398	380	358	453	375	5,127
9.....	253	329	229	251	160	179	236	246	265	473	450	368	352	313	327	4,431
10.....	512	479	463	487	484	559	451	467	280	361	397	366	479	459	376	349	6,919
11.....	421	481	334	414	379	379	374	454	511	383	405	407	345	410	288	5,985
12.....	206	262	247	193	229	259	225	269	238	248	189	226	363	323	280	386	4,143
13.....	284	325	404	296	374	259	266	316	287	307	293	226	299	381	333	451	5,101
14.....	377	386	433	383	305	340	369	528	503	433	366	524	559	450	590	597	7,193
15.....	345	256	298	279	293	266	311	330	267	262	307	274	206	271	320	4,285
16.....	266	289	297	374	407	357	347	394	323	424	399	404	359	342	358	5,340
17.....	364	307	224	311	306	358	352	278	293	365	414	274	266	253	416	444	368	5,593
18.....	312	334	414	661	408	525	408	452	385	369	439	415	466	517	307	341	6,753
19.....	234	334	402	315	370	298	328	424	445	358	334	287	356	250	252	4,987
20.....	184	154	160	188	253	322	194	198	192	333	264	306	262	324	162	204	3,700
21.....	119	130	127	190	161	209	123	142	95	187	162	244	124	146	124	2,283
22.....	315	492	266	310	413	545	506	438	515	459	417	467	510	580	6,233
Total.....	110,208

Percentage of men and women registered 49.77 per cent.

VOTES CAST AT
CITY ELECTION,
NOVEMBER 8, 1927.

Votes Cast for City Council, City Election, November 8, 1927.

WARD 1.

	PRECINCTS.																			Totals.
	1.	2.	3.	4.	5.	6.	7.	8.	9.	10.	11.	12.	13.	14.	15.	16.	17.	18.	19.	
Thomas A. Niland.....	23	8	20	18	60	57	57	57	46	50	77	43	89	194	274	234	60	43	111	1,521
William C. S. Healey.....	126	231	360	68	66	108	98	97	95	88	103	80	87	110	27	78	81	39	116	2,058
Henry Selvitella.....	87	116	93	286	98	20	18	32	21	17	23	71	47	25	13	18	98	39	60	1,182
Timothy F. Donovan *.....	132	62	127	78	197	180	177	160	158	158	152	139	132	133	134	145	104	56	161	2,585
All others.....															1					1
Totals.....	368	417	600	450	421	365	350	346	320	313	355	333	355	462	449	475	343	177	448	7,347
Blanks.....	2	8	12	19	14	12	8	8	9	6	9	4	6	4	13	6	4	4	13	161

WARD 2.

	PRECINCTS.																	Totals.
	1.	2.	3.	4.	5.	6.	7.	8.	9.	10.	11.	12.	13.	14.	15.	16.	17.	
Arthur V. Sullivan.....	185	278	263	200	248	294	163	228	158	324	222	230	173	190	137	82	105	3,480
Thomas H. Green *.....	252	171	138	242	196	270	184	238	314	168	265	230	340	296	408	471	547	4,730
Carrie F. Sheehan.....	9	4	4	3	14	11	31	8	13	10	2	11	4	2	5	6	2	139
Totals.....	446	453	405	445	458	575	378	474	485	502	489	471	517	488	550	559	654	8,349
Blanks.....	14	12	7	22	5	4	7	3	10	11	4	2	5	5	5	7	3	126

* Elected (two years).

Votes Cast for City Council, City Election, November 8, 1927.
WARD 3.

	PRECINCTS.											Totals.
	1.	2.	3.	4.	5.	6.	7.	8.	9.	10.	11.	
John I. Fitzgerald*	252	258	408	440	484	257	261	282	184	245	264	3,335
All others.....				2	1							3
Totals.....	252	258	408	442	485	257	261	282	184	245	264	3,338
Blanks.....	55	54	31	12	9	44	31	35	29	30	26	356

WARD 4.

	PRECINCTS.															Totals.
	1.	2.	3.	4.	5.	6.	7.	8.	9.	10.	11.	12.	13.	14.	15.	
Seth F. Arnold*	135	108	116	183	107	134	87	159	80	148	141	192	111	78	96	1,875
William D. Shields.....	66	71	35	58	48	61	49	67	82	58	44	85	35	83	66	908
All others.....										1					1	2
Totals.....	201	179	151	241	155	195	136	226	162	207	185	277	146	161	163	2,785
Blanks.....	14	14	5	7	19	10	9	6	18	11	15	14	8	2	10	162

* Elected (two years).

Votes Cast for City Council, City Election, November 8, 1927.
WARD 5.

	PRECINCTS.															Totals.
	1.	2.	3.	4.	5.	6.	7.	8.	9.	10.	11.	12.	13.	14.	15.	
Henry Parkman, Jr.*	119	173	139	287	235	233	296	310	165	275	235	231	133	128	133	3,092
Totals	119	173	139	287	235	233	296	310	165	275	235	231	133	128	133	3,092
Blanks	19	23	23	5	3	18	7	8	2	6	9	7	8	7	12	157

WARD 6.

	PRECINCTS.															Totals.
	1.	2.	3.	4.	5.	6.	7.	8.	9.	10.	11.	12.	13.	14.	15.	
Michael J. Mahoney *	185	132	144	198	148	175	244	157	245	187	138	202	196	213	135	2,699
All others			1													1
Totals	185	132	145	198	148	175	244	157	245	187	138	202	196	213	135	2,700
Blanks	50	36	32	30	27	26	44	66	37	29	33	70	41	57	32	616

* Elected (two years).

Votes Cast for City Council, City Election, November 8, 1927.
WARD 7.

	PRECINCTS.																Totals.
	1.	2.	3.	4.	5.	6.	7.	8.	9.	10.	11.	12.	13.	14.	15.	16.	
William G. Lynch *.....	167	237	210	148	176	145	164	133	126	135	120	110	183	157	156	151	2,518
All others.....		11			1												12
Totals.....	167	248	210	148	177	145	164	133	126	135	120	110	183	157	156	151	2,530
Blanks.....	25	50	34	27	47	27	36	19	8	21	14	22	19	14	29	18	410

WARD 8.

	PRECINCTS.																Totals.
	1.	2.	3.	4.	5.	6.	7.	8.	9.	10.	11.	12.	13.	14.			
Bernard C. Harkins, Jr.....	12	9	9	10	3	5	3	20	9	3	9	6	2	4	104		
John F. Dowd *.....	208	280	198	223	191	222	184	144	175	231	269	247	238	225	3,035		
Patriek J. Sullivan.....	63	81	79	90	96	122	202	257	228	158	90	101	210	138	1,915		
Totals.....	283	370	286	323	290	349	389	421	412	392	368	354	450	367	5,054		
Blanks.....	4	5	5	5	5	1	4	7	4	6	12	4	3	8	73		

* Elected (two years).

Votes Cast for City Council, City Election, November 8, 1927.
WARD 9.

	PRECINCTS.															Totals.
	1.	2.	3.	4.	5.	6.	7.	8.	9.	10.	11.	12.	13.	14.	15.	
Michael J. Ward *	174	192	101	79	64	32	62	174	191	416	366	299	217	239	237	2,843
Daniel J. Curley	65	124	110	151	59	126	155	60	60	45	69	52	110	60	54	1,300
John Joseph Connors	2	5	4	3	2	5	2	6	5	6	6	9	11	6	3	75
Totals	241	321	215	233	125	163	219	240	256	467	441	360	338	305	294	4,218
Blanks	12	8	14	18	35	16	17	6	9	6	9	8	14	8	33	213

WARD 10.

	PRECINCTS.																Totals.
	1.	2.	3.	4.	5.	6.	7.	8.	9.	10.	11.	12.	13.	14.	15.	16.	
Eugene F. Canney	17	8	10	21	9	13	25	4	24	26	39	145	163	68	67	50	689
John J. Connell	9	62	74	25	20	70	27	33	43	8	7	4	5	13	7	22	429
James S. Tremblay	1	1	7	1	5	1	2	5	4	22	2	2	3	9	5	3	73
Walter J. Freely	29	45	86	46	96	93	91	59	48	74	30	16	45	15	24	30	827
Leo F. Power	55	128	172	121	166	235	128	258	51	71	25	6	6	10	43	56	1,531
James F. O'Donnell	349	120	62	199	127	82	65	56	20	39	66	14	20	16	17	19	1,271
John J. Kelly	13	46	11	12	9	25	31	10	4	18	24	51	53	28	13	11	359
Roger E. Deveney *	28	55	26	43	46	35	68	29	25	95	190	117	172	286	184	143	1,542
Totals	501	465	448	468	478	554	437	454	219	353	353	355	467	445	360	334	6,721
Blanks	11	14	15	19	6	5	14	13	11	8	14	11	12	14	16	15	198

* Elected (two years).

Votes Cast for City Council, City Election, November 8, 1927.
WARD 11.

	PRECINCTS.															Totals.
	1.	2.	3.	4.	5.	6.	7.	8.	9.	10.	11.	12.	13.	14.	15.	
Albert F. Leonard.....	5	8	4	2	6	3	11	7	8	15	35	175	174	92	31	576
John E. Wallace.....	3	1	1	1	4	36	12	35	86	32	29	6	0	3	11	260
William A. Motley, Jr. *.....	214	265	183	286	227	167	141	152	110	141	143	99	71	132	74	2,405
John A. Breen, Jr.....	23	43	24	37	12	11	9	12	15	26	9	3	10	3	16	253
Frederick J. Harris.....	12	0	6	0	2	11	11	13	8	8	15	25	35	10	13	169
Edward L. Englet.....	148	157	96	73	123	132	174	229	268	148	170	84	45	156	133	2,136
All others.....											1					1
Totals.....	405	474	314	399	374	360	358	448	495	370	402	392	335	396	278	5,800
Blanks.....	16	7	20	15	5	19	16	6	16	13	3	15	10	14	10	185

WARD 12.

	PRECINCTS.																Totals.
	1.	2.	3.	4.	5.	6.	7.	8.	9.	10.	11.	12.	13.	14.	15.	16.	
Herman L. Bush *.....	79	93	144	102	108	148	112	91	86	196	153	206	326	291	199	339	2,673
Benjamin M. Bohret.....	4	0	10	16	4	17	32	65	86	19	9	12	6	11	59	12	362
Felix F. J. Carroll.....	117	158	85	70	116	92	71	102	59	22	23	3	24	18	12	32	1,004
Totals.....	200	251	239	188	228	257	215	258	231	237	185	221	356	320	270	383	4,039
Blanks.....	6	11	8	5	1	2	10	11	7	11	4	5	7	3	10	3	104

* Elected (two years).

Votes Cast for City Council, City Election, November 8, 1927.
WARD 13.

	PRECINCTS.																Totals.
	1.	2.	3.	4.	5.	6.	7.	8.	9.	10.	11.	12.	13.	14.	15.	16.	
Joseph McGrath.....	83	44	92	129	57	71	89	153	96	136	103	115	161	174	198	260	1,961
William J. Prescott.....	6	8	7	4	15	12	12	14	10	22	13	12	21	36	42	80	314
Daniel C. Murphy.....	11	5	16	20	15	9	8	10	10	11	18	22	8	18	7	2	190
Frank B. Sullivan *.....	170	265	271	126	273	156	147	128	161	129	153	72	100	141	82	104	2,478
Totals.....	270	322	386	279	360	248	256	305	277	298	237	221	290	369	329	446	4,943
Blanks.....	14	3	18	17	14	11	10	11	10	9	6	5	9	12	4	5	158

WARD 14.

	PRECINCTS.																Totals.
	1.	2.	3.	4.	5.	6.	7.	8.	9.	10.	11.	12.	13.	14.	15.	16.	
S. Jason Ginsburg.....	24	32	36	44	20	25	14	73	59	39	16	41	24	36	31	57	571
Israel Ruby *.....	176	228	283	187	153	157	213	275	253	279	205	269	286	200	325	284	3,773
Joseph Bearak.....	152	93	87	108	45	62	27	159	169	153	95	193	195	188	193	228	2,147
John T. Blong.....	14	25	15	31	76	74	106	11	17	3	43	17	47	19	35	20	553
Totals.....	366	378	421	370	294	318	360	518	498	474	359	520	552	443	584	589	7,044
Blanks.....	11	8	12	13	11	22	9	10	5	9	7	4	7	7	6	8	149

* Elected (two years).

Votes Cast for City Council, City Election, November 8, 1927.

WARD 15.

	PRECINCTS.															Totals.
	1.	2.	3.	4.	5.	6.	7.	8.	9.	10.	11.	12.	13.	14.	15.	
Terence F. Feely.....	32	11	31	50	63	48	127	85	40	14	84	35	23	9	6	658
Thomas W. McMahon*.....	151	57	67	67	79	86	77	112	137	151	127	140	106	79	208	1,644
John J. Maloney.....	95	158	161	121	99	98	77	118	65	70	73	60	36	27	67	1,325
Coleman E. Kelly.....	34	17	29	35	47	24	16	5	9	17	11	29	37	143	20	473
Totals.....	312	243	288	273	288	256	297	320	251	252	295	264	202	258	301	4,100
Blanks.....	33	13	10	6	5	10	14	10	16	10	12	10	4	13	19	185

WARD 16.

	PRECINCTS.															Totals.
	1.	2.	3.	4.	5.	6.	7.	8.	9.	10.	11.	12.	13.	14.	15.	
George F. Gilbody.....	100	68	104	160	134	84	82	98	109	102	163	106	69	87	64	1,530
James M. J. Hurley.....	9	10	14	30	19	17	63	18	10	7	5	6	5	10	4	227
Joseph G. Callahan.....	12	22	9	8	12	30	7	3	3	6	8	41	44	54	72	331
George P. Carney.....	27	77	14	26	43	56	18	9	10	15	58	26	44	72	101	596
Albert L. Fish*.....	85	71	108	106	164	112	134	227	130	180	98	65	71	62	56	1,669
Frank J. Thomas.....	30	27	39	35	30	41	29	26	48	104	49	143	102	42	41	786
Totals.....	263	275	238	365	402	340	333	381	310	414	381	337	335	327	338	5,139
Blanks.....	3	14	9	9	5	17	14	13	13	10	18	17	24	15	20	201

* Elected (two years).

Votes Cast for City Council, City Election, November 8, 1927.
WARD 17.

	PRECINCTS.																	Totals.
	1.	2.	3.	4.	5.	6.	7.	8.	9.	10.	11.	12.	13.	14.	15.	16.	17.	
Robert Gardiner Wilson, Jr.*	202	193	106	154	180	229	236	85	134	239	197	173	166	149	249	253	168	3,113
Daniel O'Connor	140	94	104	146	110	112	96	182	135	110	201	83	89	88	131	128	135	2,084
Herman M. Comerford	2	5	7	4	8	2	3	8	10	5	3	11	5	9	10	3	2	97
Levi A. LeCain	3	0	2	0	2	5	5	1	4	2	5	7	4	2	14	45	56	157
Totals	347	292	219	304	300	348	340	276	283	356	406	274	264	248	404	429	361	5,451
Blanks	17	15	5	7	6	10	12	2	10	9	8	0	2	5	12	15	7	142

WARD 18.

	PRECINCTS.																Totals.
	1.	2.	3.	4.	5.	6.	7.	8.	9.	10.	11.	12.	13.	14.	15.	16.	
T. Russell Hally	24	38	23	19	23	244	143	91	44	21	14	37	10	23	6	4	764
Walter E. Wragg	129	144	235	347	219	149	151	199	186	183	170	180	356	143	101	76	2,918
Peter J. Murphy *	156	141	151	293	159	123	109	153	149	156	242	241	97	346	192	255	2,963
All others									2								2
Totals	309	323	409	659	401	516	403	443	381	360	426	408	463	512	299	335	6,647
Blanks	3	11	5	2	7	9	5	9	4	9	13	7	3	5	8	6	106

* Elected (two years).

Votes Cast for City Council, City Election, November 8, 1927.
WARD 19.

	PRECINCTS.															Totals.
	1.	2.	3.	4.	5.	6.	7.	8.	9.	10.	11.	12.	13.	14.	15.	
Peter A. Murray *	150	225	191	172	115	165	141	119	204	204	157	77	152	96	131	2,299
John J. Bird	5	3	5	11	14	10	6	10	5	27	6	1	17	11	5	136
James T. Purell	14	40	55	37	43	9	27	44	45	44	31	21	31	42	43	526
Horace Guild	57	52	129	91	190	104	134	235	167	67	127	181	145	92	60	1,831
James P. A. Purell	1	3	2	0	1	1	0	2	8	8	3	2	1	3	3	38
All others															1	1
Totals	227	323	382	311	363	289	308	410	429	350	324	282	346	244	243	4,831
Blanks	7	11	20	4	7	9	20	14	16	8	10	5	10	6	9	156

WARD 20.

	PRECINCTS.																Totals.
	1.	2.	3.	4.	5.	6.	7.	8.	9.	10.	11.	12.	13.	14.	15.	16.	
Charles C. Keene *	142	121	131	152	176	260	149	161	165	284	194	246	202	261	129	146	2,919
All others					1	1				1	1			3	1	1	9
Totals	142	121	131	152	177	261	149	161	165	285	195	246	202	264	130	147	2,928
Blanks	42	33	29	36	76	61	45	37	27	48	69	60	60	60	32	57	772

* Elected (two years).

Votes Cast for City Council, City Election, November 8, 1927.
WARD 21.

	PRECINCTS.															Totals.
	1.	2.	3.	4.	5.	6.	7.	8.	9.	10.	11.	12.	13.	14.	15.	
Frederic E. Dowling *.....	102	103	95	162	138	178	102	111	73	173	141	192	100	125	97	1,892
Stanley Chmiel.....	11	20	25	21	18	26	20	20	16	11	17	39	16	18	17	295
Totals.....	113	123	120	183	156	204	122	131	89	184	158	231	116	143	114	2,187
Blanks.....	6	7	7	7	5	5	1	11	6	3	4	13	8	3	10	96

WARD 22.

	PRECINCTS.														Totals.
	1.	2.	3.	4.	5.	6.	7.	8.	9.	10.	11.	12.	13.	14.	
Edward M. Gallagher *.....	173	160	93	101	139	181	194	200	320	217	188	300	344	429	2,989
Francis A. McLaughlin.....	107	169	59	117	60	49	70	84	63	43	27	21	51	33	953
Franklin P. Jamieson.....	11	72	37	12	17	33	43	22	34	23	15	60	27	33	439
William J. Donahoe.....	12	49	32	45	163	175	127	91	36	102	173	60	50	65	1,180
John L. Lehan.....	1	8	2	3	6	74	10	4	0	9	6	1	1	1	126
William P. Doherty.....	7	27	33	25	19	30	56	30	49	58	56	24	28	17	459
Totals.....	311	485	256	303	404	542	500	431	502	452	415	466	501	578	6,146
Blanks.....	4	7	10	7	9	3	6	7	13	7	2	1	9	2	87

* Elected (two years).

Votes Cast for School Committee, City Election, November 8, 1927.

WARD 1.

	PRECINCTS.																			Totals.
	1.	2.	3.	4.	5.	6.	7.	8.	9.	10.	11.	12.	13.	14.	15.	16.	17.	18.	19.	
Harry J. Dooley.....	105	129	191	132	121	44	76	76	87	80	96	109	95	131	105	97	84	51	73	1,882
Joseph V. Lyons.....	107	118	281	103	105	131	103	96	113	94	126	100	115	156	174	139	104	57	146	2,368
Joseph J. Hurley.....	164	188	228	155	178	167	156	146	126	130	155	146	167	192	174	216	129	73	168	3,058
William G. O'Hare.....	117	128	167	190	161	143	119	138	120	113	146	130	124	172	157	161	129	57	203	2,675
John F. Hardy.....	108	77	145	87	91	90	105	107	110	98	82	75	88	130	133	128	71	40	121	1,886
Francis C. Gray.....	99	128	243	106	136	133	175	146	143	140	108	96	123	156	169	178	126	69	187	2,661
Frederick L. Bogan.....	132	150	170	126	165	145	165	143	136	135	144	138	174	173	179	246	162	70	209	2,962
Totals.....	832	918	1,425	899	957	853	899	852	835	790	857	794	886	1,110	1,091	1,165	805	417	1,107	17,492
Blanks.....	278	357	411	508	348	278	175	210	152	167	235	217	197	288	295	278	236	126	276	5,032

Votes Cast for School Committee, City Election, November 8, 1927.
WARD 2.

	PRECINCTS.																	Totals.
	1.	2.	3.	4.	5.	6.	7.	8.	9.	10.	11.	12.	13.	14.	15.	16.	17.	
Harry J. Dooley.....	87	92	94	60	91	95	79	103	85	89	102	60	81	68	92	99	117	1,494
Joseph V. Lyons.....	154	159	115	127	142	197	127	187	151	129	164	162	178	147	203	220	270	2,832
Joseph J. Hurley.....	161	167	156	183	169	212	161	187	151	162	213	161	182	190	183	200	231	3,069
William G. O'Hare.....	299	262	274	281	308	376	255	287	315	382	302	334	349	303	345	369	379	5,420
John F. Hardy.....	79	98	69	72	89	110	74	94	84	91	99	103	112	96	121	106	124	1,621
Francis C. Gray.....	70	98	80	71	68	121	86	100	116	117	114	87	105	126	154	117	151	1,781
Frederick L. Bogan.....	133	186	134	162	164	190	141	144	165	193	154	189	171	200	211	204	227	2,968
Totals.....	983	1,062	922	956	1,031	1,301	923	1,102	1,067	1,163	1,148	1,096	1,178	1,130	1,309	1,315	1,499	19,185
Blanks.....	397	333	314	445	358	436	232	329	418	376	331	341	388	349	356	383	472	6,258

Votes Cast for School Committee, City Election, November 8, 1927.

WARD 3.

	PRECINCTS.											Totals.
	1.	2.	3.	4.	5.	6.	7.	8.	9.	10.	11.	
Harry J. Dooley.....	137	171	35	71	48	139	44	44	36	47	45	817
Joseph V. Lyons.....	59	93	77	321	397	87	67	243	146	170	171	1,831
Joseph J. Hurley.....	97	97	67	99	51	156	169	96	68	87	87	1,074
William G. O'Hare.....	151	178	327	347	41	69	47	46	44	61	71	1,382
John F. Hardy.....	42	56	50	52	33	78	79	47	89	142	144	812
Francis C. Gray.....	167	167	330	345	425	213	208	173	116	143	192	2,479
Frederick L. Bogan.....	63	73	334	89	462	111	180	187	57	68	90	1,714
Totals.....	716	835	1,220	1,324	1,457	853	794	836	556	718	800	10,109
Blanks.....	205	101	97	38	25	50	82	115	83	107	70	973

Votes Cast for School Committee, City Election, November 8, 1927.
WARD 4.

	PRECINCTS.															Totals.
	1.	2.	3.	4.	5.	6.	7.	8.	9.	10.	11.	12.	13.	14.	15.	
Harry J. Dooley.....	33	41	15	33	26	18	32	35	37	26	21	20	20	30	50	437
Joseph V. Lyons.....	73	54	29	54	52	79	51	58	59	61	56	55	35	60	48	824
Joseph J. Hurley.....	70	64	62	76	59	61	37	63	59	68	52	94	39	62	75	941
William G. O'Hare.....	93	95	68	122	68	83	59	102	90	90	81	139	80	75	75	1,320
John F. Hardy.....	51	37	22	45	45	62	42	63	37	36	57	58	28	38	25	646
Francis C. Gray.....	145	117	138	186	104	156	97	184	116	186	166	257	127	107	107	2,193
Frederick L. Bogan.....	115	132	120	168	91	97	79	150	95	150	121	214	103	86	100	1,821
All others.....							1									1
Totals.....	580	540	454	684	445	556	398	655	493	617	554	837	432	458	480	8,183
Blanks.....	65	39	14.	60	77	59	37	41	47	37	46	36	30	31	39	658

Votes Cast for School Committee, City Election, November 8, 1927.
WARD 5.

	PRECINCTS.															Totals.
	1.	2.	3.	4.	5.	6.	7.	8.	9.	10.	11.	12.	13.	14.	15.	
Harry J. Dooley.....	36	35	40	15	36	59	8	11	2	7	11	7	2	6	13	288
Joseph V. Lyons.....	39	85	61	36	53	70	21	31	17	37	45	30	18	21	27	591
Joseph J. Hurley.....	68	78	78	215	141	105	229	255	123	221	155	177	102	89	76	2,112
William G. O'Hare.....	43	48	43	30	41	59	31	24	17	19	25	25	18	24	34	481
John F. Hardy.....	36	66	55	26	43	61	30	24	16	32	48	22	18	18	24	519
Francis C. Gray.....	81	106	103	270	186	151	288	299	156	264	224	221	122	114	122	2,707
Frederick L. Bogan.....	73	83	77	244	167	144	272	266	137	235	183	199	119	104	106	2,409
Totals.....	376	501	457	836	667	649	879	910	468	815	691	681	399	376	402	9,107
Blanks.....	38	87	29	40	47	104	30	44	33	28	41	33	24	29	33	640

Votes Cast for School Committee, City Election, November 8, 1927.
WARD 6.

	PRECINCTS.															Totals.
	1.	2.	3.	4.	5.	6.	7.	8.	9.	10.	11.	12.	13.	14.	15.	
Harry J. Dooley.....	31	33	30	33	19	42	31	28	28	23	31	19	28	22	14	412
Joseph V. Lyons.....	197	111	115	167	140	144	235	180	190	159	109	171	149	195	113	2,375
Joseph J. Hurley.....	46	67	85	65	65	83	86	73	94	71	49	53	67	63	43	1,010
William G. O'Hare.....	37	40	28	52	29	45	57	60	51	46	45	63	56	64	35	708
John F. Hardy.....	81	123	102	144	91	110	163	127	214	137	103	171	150	163	107	1,986
Francis C. Gray.....	33	39	51	76	35	45	90	68	82	75	64	106	68	116	70	1,018
Frederick L. Bogan.....	45	32	42	35	19	46	59	41	59	30	35	61	49	58	28	639
Totals.....	470	445	453	572	398	515	721	577	718	541	436	644	567	681	410	8,148
Blanks.....	235	59	78	112	127	88	143	92	128	107	77	190	144	129	91	1,800

Votes Cast for School Committee, City Election, November 8, 1927.
WARD 7.

	PRECINCTS.																Totals.
	1.	2.	3.	4.	5.	6.	7.	8.	9.	10.	11.	12.	13.	14.	15.	16.	
Harry J. Dooley.....	20	93	42	21	30	19	25	28	27	36	40	23	29	34	37	22	526
Joseph V. Lyons.....	127	227	174	121	183	128	135	106	78	109	78	88	141	122	116	114	2,047
Joseph J. Hurley.....	58	113	81	84	80	66	114	71	71	80	54	45	83	63	81	91	1,235
William G. O'Hare.....	49	72	55	27	39	40	48	40	41	39	37	34	47	36	49	40	693
John F. Hardy.....	120	154	162	117	128	92	104	74	80	75	62	62	112	83	76	57	1,558
Francis C. Gray.....	70	91	87	54	71	74	57	32	33	31	30	43	63	64	73	53	926
Frederick L. Bogan.....	43	32	51	34	38	45	35	39	29	28	32	40	38	53	50	47	634
Totals.....	487	782	652	458	569	464	518	390	359	398	333	335	513	455	482	424	7,619
Blanks.....	89	112	80	67	103	52	82	66	43	70	69	61	93	58	73	83	1,201

Votes Cast for School Committee, City Election, November 8, 1927.
WARD 8.

	PRECINCTS.														Totals.
	1.	2.	3.	4.	5.	6.	7.	8.	9.	10.	11.	12.	13.	14.	
Harry J. Dooley.....	64	110	63	69	93	104	125	119	114	116	90	129	126	147	1,469
Joseph V. Lyons.....	140	191	160	159	114	150	160	200	193	151	168	131	183	141	2,241
Joseph J. Hurley.....	142	165	165	153	141	160	232	200	221	215	190	199	239	192	2,614
William G. O'Hare.....	84	116	58	93	87	135	129	144	174	202	162	175	183	122	1,864
John F. Hardy.....	102	120	79	99	81	128	132	127	139	80	126	107	137	111	1,568
Francis C. Gray.....	86	130	106	145	91	102	125	165	122	118	139	66	97	107	1,599
Frederick L. Bogan.....	88	127	116	112	96	108	117	157	136	145	135	110	135	114	1,696
Totals.....	706	959	747	830	703	887	1,020	1,112	1,099	1,027	1,010	917	1,100	934	13,051
Blanks.....	155	166	126	154	182	163	159	172	149	167	130	157	259	191	2,330

Votes Cast for School Committee, City Election, November 8, 1927.

WARD 9.

	PRECINCTS.															Totals.
	1.	2.	3.	4.	5.	6.	7.	8.	9.	10.	11.	12.	13.	14.	15.	
Harry J. Dooley.....	54	90	52	67	35	37	48	89	71	148	145	147	87	88	67	1,225
Joseph V. Lyons.....	142	150	90	104	35	55	100	90	114	211	177	182	161	145	181	1,947
Joseph J. Hurley.....	98	148	101	90	48	62	85	112	100	268	227	212	156	158	159	2,024
William G. O'Hare.....	63	85	67	75	56	41	78	64	94	161	143	101	110	96	121	1,355
John F. Hardy.....	56	97	76	75	47	54	66	63	73	119	138	99	127	113	72	1,275
Francis C. Gray.....	89	148	107	149	52	100	125	99	93	122	149	100	130	103	96	1,662
Frederick L. Bogan.....	72	111	85	79	45	82	72	85	108	157	116	104	128	100	92	1,436
Totals.....	574	829	578	699	318	431	574	602	653	1,186	1,095	895	899	803	788	10,924
Blanks.....	185	158	109	54	162	106	134	136	142	233	255	209	157	136	193	2,369

Votes Cast for School Committee, City Election, November 8, 1927.
WARD 10.

	PRECINCTS.																Totals.
	1.	2.	3.	4.	5.	6.	7.	8.	9.	10.	11.	12.	13.	14.	15.	16.	
Harry J. Dooley.....	274	228	265	274	234	313	221	232	116	128	178	134	177	169	146	117	3,206
Joseph V. Lyons.....	224	242	178	227	200	258	190	225	95	132	141	133	177	171	169	136	2,898
Joseph J. Hurley.....	206	224	180	241	226	251	233	224	91	163	169	169	246	204	236	141	3,204
William G. O'Hare.....	175	165	190	162	189	203	171	198	71	92	115	90	158	140	115	105	2,339
John F. Hardy.....	110	88	84	99	117	117	66	96	50	63	73	67	93	98	94	63	1,378
Francis C. Gray.....	95	122	135	115	130	147	119	116	82	157	109	85	147	172	108	144	1,983
Frederick L. Bogan.....	115	139	131	122	132	142	121	108	76	140	111	98	157	152	120	128	1,992
Totals.....	1,199	1,208	1,163	1,240	1,228	1,431	1,121	1,199	581	875	896	776	1,155	1,106	988	834	17,000
Blanks.....	337	229	226	221	224	246	232	202	109	208	295	322	282	271	140	213	3,757

Votes Cast for School Committee, City Election, November 8, 1927.
WARD II.

	PRECINCTS.															Totals.
	1.	2.	3.	4.	5.	6.	7.	8.	9.	10.	11.	12.	13.	14.	15.	
Harry J. Dooley.....	116	158	91	91	96	95	90	78	103	83	88	134	129	88	53	1,493
Joseph V. Lyons.....	169	227	156	227	184	160	183	223	276	239	213	224	181	198	135	2,995
Joseph J. Hurley.....	209	240	163	208	150	170	117	195	194	161	168	172	151	188	129	2,615
William G. O'Hare.....	141	167	116	148	157	126	105	153	144	111	120	146	101	142	108	1,985
John F. Hardy.....	96	124	69	103	103	91	105	116	137	100	106	100	88	105	72	1,515
Francis C. Gray.....	135	150	101	146	140	158	171	190	205	140	172	117	102	164	149	2,240
Frederick L. Bogan.....	156	136	116	150	155	149	160	174	187	114	144	138	100	156	108	2,143
All others.....											3					3
Totals.....	1,022	1,202	812	1,073	985	949	931	1,129	1,246	948	1,014	1,031	852	1,041	754	14,989
Blanks.....	241	241	190	169	152	188	191	233	287	201	201	190	183	189	110	2,966

Votes Cast for School Committee, City Election, November 8, 1927.

WARD 12.

	PRECINCTS.																Totals.
	1.	2.	3.	4.	5.	6.	7.	8.	9.	10.	11.	12.	13.	14.	15.	16.	
Harry J. Dooley.....	30	48	40	38	61	54	70	59	43	48	38	56	97	50	60	87	879
Joseph V. Lyons.....	82	113	81	79	91	99	103	122	96	90	50	91	152	110	106	146	1,611
Joseph J. Hurley.....	94	107	117	88	119	105	91	135	143	101	72	75	110	119	105	132	1,713
William G. O'Hare.....	80	84	66	56	71	84	66	79	47	55	74	63	78	85	66	89	1,143
John F. Hardy.....	66	91	85	54	62	67	64	65	53	64	33	46	68	51	52	57	978
Francis C. Gray.....	104	136	172	115	120	155	92	110	94	123	102	103	194	158	130	166	2,074
Frederick L. Bogan.....	80	96	116	90	85	122	97	104	89	117	99	86	184	171	138	199	1,873
Totals.....	536	675	677	520	609	686	583	674	565	598	468	520	883	744	657	876	10,271
Blanks.....	82	111	64	-59	78	91	92	133	149	146	99	158	206	225	183	282	2,158

Votes Cast for School Committee, City Election, November 8, 1927.
WARD 13.

	PRECINCTS.													Totals.			
	1.	2.	3.	4.	5.	6.	7.	8.	9.	10.	11.	12.	13.		14.	15.	16.
Harry J. Dooley.....	60	65	57	52	48	23	36	54	43	52	50	42	53	57	69	65	826
Joseph V. Lyons.....	117	161	141	54	169	135	139	161	156	186	167	126	192	234	179	210	2,527
Joseph J. Hurley.....	203	155	288	239	190	135	128	170	105	131	108	99	133	167	143	198	2,592
William G. O'Hare.....	80	97	105	39	152	48	50	97	88	119	111	67	86	105	91	123	1,458
John F. Hardy.....	72	112	72	25	99	68	94	103	105	106	108	99	118	170	127	148	1,626
Francis C. Gray.....	91	158	120	58	166	163	141	126	143	104	94	70	90	165	129	228	2,046
Frederick L. Bogan.....	97	123	127	71	134	106	89	121	77	95	72	54	76	123	110	208	1,683
Totals.....	720	871	910	538	958	678	677	832	717	793	710	557	748	1,021	848	1,180	12,758
Blanks.....	132	104	302	350	164	99	121	116	144	128	169	121	149	122	151	173	2,545

Votes Cast for School Committee, City Election, November 8, 1927.
WARD 14.

	PRECINCTS.																Totals.
	1.	2.	3.	4.	5.	6.	7.	8.	9.	10.	11.	12.	13.	14.	15.	16.	
Harry J. Dooley.....	105	78	93	72	61	66	75	144	112	103	80	147	164	122	184	191	1,797
Joseph V. Lyons.....	122	150	204	164	153	152	179	206	201	195	156	208	254	164	218	240	2,966
Joseph J. Hurley.....	168	151	149	116	135	143	170	188	190	145	136	197	179	169	199	229	2,664
William G. O'Hare.....	103	100	167	114	84	99	103	117	115	121	93	159	142	125	129	155	1,926
John F. Hardy.....	61	66	63	66	89	62	109	91	64	90	68	103	127	88	120	89	1,356
Francis C. Gray.....	117	133	138	136	133	174	174	184	164	201	163	178	221	162	205	210	2,693
Frederick L. Bogan.....	123	167	165	159	126	149	145	212	213	223	147	181	192	170	256	263	2,891
Totals.....	799	845	979	827	781	845	955	1,142	1,059	1,078	843	1,173	1,279	1,000	1,311	1,377	16,293
Blanks.....	332	313	320	322	134	275	152	442	450	371	255	399	398	350	459	414	5,286

Votes Cast for School Committee, City Election, November 8, 1927.
WARD 15.

	PRECINCTS.															Totals.
	1.	2.	3.	4.	5.	6.	7.	8.	9.	10.	11.	12.	13.	14.	15.	
Harry J. Dooley.....	59	28	49	40	48	41	47	64	38	49	65	44	44	58	66	740
Joseph V. Lyons.....	189	128	165	163	165	155	218	192	155	146	177	165	119	151	158	2,446
Joseph J. Hurley.....	181	119	154	138	169	149	159	168	123	120	142	127	92	101	143	2,085
William G. O'Hare.....	109	78	101	107	90	93	85	106	96	75	114	79	70	100	116	1,419
John F. Hardy.....	108	91	97	83	79	88	115	112	85	87	100	88	75	108	87	1,403
Francis C. Gray.....	137	131	102	97	96	95	106	114	98	86	112	108	76	86	80	1,524
Frederick L. Bogan.....	125	84	99	111	82	74	93	88	93	73	97	84	74	79	129	1,385
Totals.....	908	659	767	739	729	695	823	844	688	636	807	695	550	683	779	11,002
Blanks.....	127	109	127	98	150	103	110	146	113	150	114	127	68	130	181	1,853

Votes Cast for School Committee, City Election, November 8, 1927.
WARD 16.

	PRECINCTS.															Totals.
	1.	2.	3.	4.	5.	6.	7.	8.	9.	10.	11.	12.	13.	14.	15.	
Harry J. Dooley.....	61	58	50	82	63	71	78	81	47	77	69	102	64	82	94	1,079
Joseph V. Lyons.....	155	152	166	175	225	184	156	211	148	184	223	169	162	189	161	2,660
Joseph J. Hurley.....	105	135	109	165	188	161	161	181	119	158	157	203	188	167	163	2,360
William G. O'Hare.....	80	83	100	130	133	84	113	122	91	121	106	104	81	85	113	1,546
John F. Hardy.....	89	91	101	125	160	157	116	137	114	152	139	134	116	129	120	1,880
Francis C. Gray.....	102	112	119	154	162	128	126	163	182	222	167	172	145	130	138	2,222
Frederick L. Bogan.....	98	114	110	141	135	121	122	121	141	196	131	143	136	126	123	1,958
Totals.....	690	745	755	972	1,066	906	872	1,016	842	1,110	992	1,027	892	908	912	13,705
Blanks.....	108	122	136	150	155	165	169	166	127	162	205	185	185	118	162	2,315

Votes Cast for School Committee, City Election, November 8, 1927.
WARD 17.

	PRECINCTS.																	Totals.
	1.	2.	3.	4.	5.	6.	7.	8.	9.	10.	11.	12.	13.	14.	15.	16.	17.	
Harry J. Dooley.....	35	36	43	53	24	46	35	62	52	32	73	43	27	47	58	94	58	818
Joseph V. Lyons.....	201	118	126	114	122	143	128	131	143	160	204	113	108	114	164	196	191	2,476
Joseph J. Hurley.....	125	124	99	124	114	168	132	128	106	124	181	114	127	113	205	193	150	2,327
William G. O'Hare.....	96	99	66	102	110	104	103	85	71	120	106	73	74	71	106	92	84	1,562
John F. Hardy.....	136	77	65	87	79	119	103	90	100	107	122	101	74	76	121	117	107	1,681
Francis C. Gray.....	217	181	108	155	191	202	234	106	157	232	191	171	159	119	239	218	192	3,072
Frederick L. Bogan.....	129	147	87	155	154	195	188	114	130	140	138	107	140	106	183	185	134	2,432
Totals.....	939	782	594	790	794	977	923	716	739	915	1,015	722	709	646	1,076	1,095	916	14,368
Blanks.....	153	139	78	143	124	97	133	118	120	180	227	100	89	113	172	237	188	2,411

Votes Cast for School Committee, City Election, November 8, 1927.

WARD 18.

	PRECINCTS.																Totals.
	1.	2.	3.	4.	5.	6.	7.	8.	9.	10.	11.	12.	13.	14.	15.	16.	
Harry J. Dooley.....	96	120	170	170	88	148	67	95	56	67	100	101	54	119	102	164	1,717
Joseph V. Lyons.....	142	120	128	263	185	263	170	197	182	182	242	225	144	321	159	201	3,154
Joseph J. Hurley.....	142	141	162	273	175	270	172	191	169	158	227	186	234	237	127	151	3,015
William G. O'Hare.....	77	103	100	175	95	126	119	117	75	73	101	90	76	177	70	98	1,672
John F. Hardy.....	96	93	108	222	124	116	131	139	137	109	94	102	108	142	102	98	1,921
Francis C. Gray.....	140	165	200	329	251	207	217	260	244	235	193	165	362	210	159	118	3,455
Frederick L. Bogan.....	129	129	181	281	195	228	200	206	169	162	186	153	292	176	112	117	2,916
Totals.....	822	871	1,049	1,743	1,113	1,358	1,076	1,205	1,032	986	1,143	1,022	1,270	1,382	831	947	17,850
Blanks.....	114	131	193	240	111	217	148	151	123	121	174	223	128	169	90	76	2,409

Votes Cast for School Committee, City Election, November 8, 1927.
WARD 19.

	PRECINCTS.															Totals.
	1.	2.	3.	4.	5.	6.	7.	8.	9.	10.	11.	12.	13.	14.	15.	
Harry J. Dooley.....	66	138	102	71	47	52	61	56	93	74	69	46	65	55	67	1,062
Joseph V. Lyons.....	75	132	158	133	111	127	110	147	170	174	148	117	138	109	117	1,966
Joseph J. Hurley.....	110	132	146	133	165	114	147	159	231	177	166	119	135	91	126	2,151
William G. O'Hare.....	62	98	144	70	99	62	90	88	129	108	109	52	97	74	93	1,375
John F. Hardy.....	59	91	103	82	89	85	80	105	78	96	85	88	133	74	53	1,301
Francis C. Gray.....	119	145	209	192	268	183	197	301	246	179	165	195	218	141	124	2,882
Frederick L. Bogan.....	96	120	164	147	202	129	157	217	215	140	136	101	164	115	109	2,212
Totals.....	587	856	1,026	828	981	752	842	1,073	1,162	948	878	718	950	659	689	12,949
Blanks.....	115	146	180	117	129	142	142	199	173	126	124	143	118	91	67	2,012

Votes Cast for School Committee, City Election, November 8, 1927.
WARD 20.

	PRECINCTS.																Totals.
	1.	2.	3.	4.	5.	6.	7.	8.	9.	10.	11.	12.	13.	14.	15.	16.	
Harry J. Dooley.....	19	24	33	23	25	32	14	24	26	37	22	20	16	18	34	25	392
Joseph V. Lyons.....	53	59	75	81	95	136	89	96	101	86	100	91	108	63	48	88	1,369
Joseph J. Hurley.....	89	76	65	73	106	151	78	85	72	177	132	175	132	193	63	105	1,772
William G. O'Hare.....	44	33	42	47	60	87	67	47	46	66	66	51	42	63	70	53	884
John F. Hardy.....	53	49	51	64	82	90	45	66	94	65	60	65	85	57	51	62	1,039
Francis C. Gray.....	151	117	97	134	167	217	134	133	114	253	200	264	173	254	91	125	2,624
Frederick L. Bogan.....	109	81	77	85	126	157	85	103	65	240	159	207	150	246	87	111	2,088
Totals.....	518	439	440	507	661	870	512	554	518	924	739	873	706	894	444	569	10,168
Blanks.....	34	23	40	57	98	96	70	40	58	75	53	45	80	78	42	43	932

Votes Cast for School Committee, City Election, November 8, 1927.
WARD 21.

	PRECINCTS.															Totals.
	1.	2.	3.	4.	5.	6.	7.	8.	9.	10.	11.	12.	13.	14.	15.	
Harry J. Dooley.....	13	19	23	31	31	37	19	17	14	24	32	43	11	21	18	353
Joseph V. Lyons.....	33	48	35	58	54	55	66	52	28	71	66	99	41	45	45	796
Joseph J. Hurley.....	51	57	56	63	77	92	39	55	44	66	74	103	52	75	55	959
William G. O'Hare.....	23	20	34	46	34	58	31	57	30	51	58	92	32	41	40	647
John F. Hardy.....	31	42	31	51	45	64	44	33	30	66	38	77	35	29	18	634
Francis C. Gray.....	102	90	91	136	116	147	69	81	63	143	100	120	99	99	80	1,536
Frederick L. Bogan.....	73	82	74	111	73	110	59	68	51	103	76	104	65	82	75	1,206
Totals.....	326	358	344	496	430	563	327	363	260	524	444	638	335	392	331	6,131
Blanks.....	31	32	37	74	53	64	42	63	25	37	42	94	37	46	41	718

Votes Cast for School Committee, City Election, November 8, 1927.

WARD 22.

	PRECINCTS.														Totals.
	1.	2.	3.	4.	5.	6.	7.	8.	9.	10.	11.	12.	13.	14.	
Harry J. Dooley.....	91	118	64	71	112	150	110	120	129	122	102	108	112	136	1,545
Joseph V. Lyons.....	122	200	88	132	136	195	235	196	264	217	172	208	245	288	2,698
Joseph J. Hurley.....	159	215	117	167	231	299	257	236	239	214	173	187	196	227	2,917
William G. O'Hare.....	110	156	109	101	164	257	200	159	221	181	147	189	208	244	2,446
John F. Hardy.....	88	132	63	92	79	91	129	98	116	111	125	113	166	171	1,574
Francis C. Gray.....	117	254	136	105	134	186	206	130	186	186	196	238	218	228	2,520
Frederick L. Bogan.....	85	186	129	107	130	223	189	157	194	157	119	202	164	178	2,220
Totals.....	772	1,261	706	775	986	1,401	1,326	1,096	1,349	1,188	1,034	1,245	1,309	1,472	15,920
Blanks.....	173	215	92	155	253	234	192	218	196	189	217	156	221	268	2,779

**Total Votes Cast for School Committee, City Election,
November 8, 1927.**

Harry J. Dooley.....	24,457
Joseph V. Lyons *.....	47,618
Joseph J. Hurley *.....	47,511
William G. O'Hare.....	36,300
John F. Hardy.....	30,157
Francis C. Gray *.....	47,897
Frederick L. Bogan.....	43,278
All others.....	4
Totals.....	277,222
Blanks.....	53,402

* Elected (four years).

