

BOSTON PUBLIC LIBRARY



3 9999 06422 281 1

GOVT. DOC.

THE PUBLIC LIBRARY


OF THE

CITY OF BOSTON

FORM NO. 322: 1 3 49 28

No. 6352.62

1949



GIVEN BY

Boston Board of Election Commissioners

BOSTON PUBLIC LIBRARY

BOSTON PUBLIC LIBRARY

BOSTON PUBLIC LIBRARY

BOSTON PUBLIC LIBRARY

ANNUAL REPORT

OF THE

BOARD OF ELECTION
COMMISSIONERS

FOR THE

YEAR 1949



CITY OF BOSTON
PRINTING DEPARTMENT
1950



12
+ 6352.62
1949

Boston Board of Election Commissioners
March 7, 1950

PAID 210

MASSACHUSETTS
STATE ARCHIVES

CONTENTS.

	PAGE
Population, City of Boston, State Census	4

POLICE LISTING.

Listed Men Residents, First List	5
Listed Men Residents, Supplementary	6
Listed Men Residents, Including Supplementary	7
Listed Women Residents, First List	8
Listed Women Residents, Supplementary	9
Listed Women Residents, Including Supplementary	10
Listed Men and Women Residents, First List	11
Listed Men and Women Residents, Supplementary	12
Listed Men and Women Residents, Including Supplementary,	13

REGISTRATION.

Registered Men Voters on First Printed List	14
Registered Women Voters on First Printed List	15
Registered Voters (Men and Women) on First Printed List	16
Supplementary Registration, Men, City Election	17
Supplementary Registration, Women, City Election	18
Supplementary Registration, Men and Women, City Election,	19
Registered Men Voters, City Election	20
Registered Women Voters, City Election	21
Registered Voters (Men and Women), City Election	22


PARTY ENROLLMENT.

Democrats on First Printed List	23
Republicans on First Printed List	24

CITY ELECTION.

Votes Cast at City Election, November 8, 1949.

Number of Persons Registered Who Voted	26
For Mayor	27-38
For School Committee (four years)	39
For City Council	40-50
Question	51



Digitized by the Internet Archive
in 2010 with funding from
Boston Public Library



ANNUAL REPORT
OF THE
ELECTION DEPARTMENT
FOR THE YEAR 1949.

Boston, January 31, 1950.

HON. JOHN B. HYNES,
Mayor of the City of Boston.

SIR,— In compliance with section 24, chapter 3, of the Revised Ordinances, the Board of Election Commissioners respectfully submits its annual report.

REGISTRATION.

In accordance with chapter 246 of the Acts of 1945, registration was held continuously at the central office from January 3 to October 19, inclusive, and from November 9 to December 31, inclusive. Prior to the City Election, registration was held from 6 p.m. to 10 p.m. in the twenty-two wards from October 5 to 19, inclusive, five nights each in two locations in every ward.

NUMBER OF VOTERS.

At the State Election held November 2, 1948, the number of voters on the list was 410,646. The number of such voters in the first list published by the Board, August 15, 1949, was 370,214. From that time to the close of registration for the City Election there were added the names of 34,006 voters. Included in this latter figure are the names of 10,003 voters who were omitted from the 1949 police listing and who were

restored to the voting list without reregistration, under the provisions of chapter 244 of the Acts of 1947. The number of voters on the final list sent to the polls on the day of the City Election, held November 8, 1949, was 404,220, a decrease of 6,426 from the number on the list at the preceding State Election. The number of voters on the final list December 31, 1949, was 404,366.

REGISTRATION OF THE PHYSICALLY DISABLED.

In accordance with the provisions of chapter 715 of the Acts of 1945, persons qualified to vote but unable to appear at a registration office because of physical disability were examined for registration in their homes or other places of confinement upon receipt of an application for such registration. Applications were received from 11 such persons. Of that number 10 were found to be qualified and were duly registered; one was found to lack qualifications and was refused registration. Three applications were received after the close of registration and therefore could not be honored. Persons found qualified to register were furnished with applications for absentee ballots for the city election.

SUPPLEMENTARY REGISTRATION OF SOLDIERS AND SAILORS.

Under the provisions of chapter 51, sections 50 and 51, of the General Laws, no persons in the military service were registered as voters in Boston during the period from the close of registration to the third day preceding the City Election.

NOMINATION PAPERS AND REFERENDUM PETITIONS.

The Board received 3,091 nomination papers for the City Election on which 87,432 names were certified; six initiative petitions consisting of 2,649 papers, on which 63,545 names were certified; and one petition for recount of ballots cast on which 50 names were certified. This makes a total of 5,741 papers on which the names of 150,977 voters were certified.

REVISION OF THE VOTING LIST.

The names of 4,229 voters were stricken from the voting list by reason of death, removal from the city, and other causes.

JURORS.

The jury list prepared by the Board in 1949 contained the names of 8,726 voters of Boston. During the time covered by this report, 2,378 were drawn for jury service.

ABSENT VOTING.

Set forth below are statistics relating to absentee ballots:

- 408 applications received from civilians.
- 393 civilian ballots mailed.
- 306 civilian ballots returned and sent to polls.
- 724 applications received from physically disabled.
- 633 ballots mailed to physically disabled.
- 485 ballots returned and sent to polls.
- 22 applications received from members of the armed forces (both voters and S. A. V.'s).
- 6 applications received from kin qualifying persons in the armed forces (S. A. V.'s).
- 28 total applications for servicemen's ballots.
- 28 ballots mailed to servicemen.
- 20 ballots returned by servicemen and sent to polls.
- 16 civilian ballots returned "unclaimed."
- 48 civilian ballots returned too late to be cast.
- 2 servicemen's ballots returned too late to be cast.
- 1,160 total applications received.
- 1,054 total ballots mailed.
- 811 total ballots cast.

VOTING MACHINES.

The 1949 City Election was conducted with four wards (Wards 1, 2, 3, and 4) completely equipped with voting machines, and additional machines were installed in 70 precincts in various locations in all other wards for the first time (except Ward 5, Precinct 4, where machines had been in use since 1942).

Assistant registrars were given instructions in the use of the machines, and they were assigned to demonstrate the machines to the voters of the precincts affected. The voters were notified by postal of the opportunity to become familiar with the new procedure, and many of them attended the demonstrations held in two places in each ward, four nights in each place, during the hours from 7 P.M. to 10 P.M. The nights of demonstration were from October 25 to November 3, inclusive.

There were 112 voting machine precincts at the City Election, and election officers assigned to machine-equipped precincts were instructed in their respective duties by the Voting Machine Custodian and were given certificates when qualified.

The results as demonstrated at the City Election were highly satisfactory.

MEMBERSHIP OF THE BOARD

No change was made in the membership of the Board during 1949. Mr. J. Joseph Connors was continued as Chairman and Commissioner Everett R. Prout as Secretary.

EXPENSES OF THE ELECTION DEPARTMENT.

The expenses of the Election Department for the year ending December 31, 1949, amounted to \$404,281.85.

J. JOSEPH CONNORS,
EVERETT R. PROUT,
JOSEPH A. LANGONE, JR.,
GERTRUDE A. PFAU,
Board of Election Commissioners.

ELECTION STATISTICS.

TABULATED STATEMENT OF THE NUMBER
OF LISTED MEN AND WOMEN RESIDENTS,
REGISTERED MEN AND WOMEN VOTERS
AND PERSONS WHO VOTED IN EACH VOT-
ING PRECINCT, TOGETHER WITH THE
NUMBER OF VOTES CAST FOR EACH
CANDIDATE AT THE

CITY ELECTION November 8, 1949

**Population of the City of Boston as Returned by the Secretary
of State, Bureau of Census.**

Ward	1	55,112
"	2	25,655
"	3	45,446
"	4	30,901
"	5	32,962
"	6	24,986
"	7	34,405
"	8	28,675
"	9	28,204
"	10	30,313
"	11	29,887
"	12	36,955
"	13	28,329
"	14	54,145
"	15	27,586
"	16	33,875
"	17	33,774
"	18	45,104
"	19	30,479
"	20	37,860
"	21	38,476
"	22	33,257
<hr/>			
Total		766,386

Men Residents, January 1, 1949, Supplementary, Listed by Board of Election Commissioners.

WARDS.	PRECINCTS.																						Totals.
	1.	2.	3.	4.	5.	6.	7.	8.	9.	10.	11.	12.	13.	14.	15.	16.	17.	18.	19.	20.	21.	22.	
1.....	35	27	21	25	47	21	15	25	16	23	23	15	293
2.....	33	14	19	17	16	25	7	16	147
3.....	58	41	57	28	48	69	50	95	126	183	85	92	882
4.....	53	69	53	48	47	25	50	73	18	31	467
5.....	50	39	54	39	43	47	46	51	30	41	43	41	37	21	24	23	629
6.....	13	2	14	6	8	17	18	20	10	10	16	20	9	12	13	10	198
7.....	15	9	18	15	12	19	16	9	13	24	16	20	12	13	14	9	13	9	256
8.....	12	10	6	42	38	12	12	7	16	6	11	18	18	14	17	14	253
9.....	75	45	32	52	29	8	31	41	26	38	14	15	30	19	15	470
10.....	20	16	20	12	16	18	15	12	17	11	10	13	7	16	8	12	22	245
11.....	19	9	9	22	17	17	16	10	9	11	7	9	3	2	6	8	174
12.....	22	15	19	14	21	19	20	13	16	32	15	14	20	31	18	24	11	27	23	374
13.....	15	15	16	19	26	16	13	10	9	6	8	7	12	11	12	9	204
14.....	23	17	23	18	11	8	7	19	18	24	7	24	10	14	21	15	21	21	15	18	14	348
15.....	8	16	10	16	10	14	14	18	7	11	7	19	8	18	15	191
16.....	17	7	7	7	10	10	16	11	10	14	11	8	12	16	18	7	14	7	10	8	220
17.....	10	12	12	16	5	5	5	12	14	7	8	10	7	12	7	12	15	7	9	10	195
18.....	84	15	12	8	12	8	11	10	9	11	8	14	16	8	9	15	20	12	6	8	12	308
19.....	7	11	4	14	16	10	10	11	5	5	11	8	5	6	6	13	13	155
20.....	10	17	5	13	15	15	12	8	6	13	23	7	14	26	10	15	9	9	9	19	11	14	280
21.....	82	34	35	25	25	36	26	30	19	14	44	41	39	37	37	13	26	33	546
22.....	27	10	20	9	20	14	13	46	29	17	21	12	10	23	14	24	11	320
Grand Total.....																							7,155

ELECTION DEPARTMENT.

Men Residents, January 1, 1949, Including Supplementary List.

Wards.	PRECINCTS.																					Totals.	
	1.	2.	3.	4.	5.	6.	7.	8.	9.	10.	11.	12.	13.	14.	15.	16.	17.	18.	19.	20.	21.		22.
1.....	1,660	1,718	1,649	1,636	1,553	1,408	1,374	1,361	1,365	1,243	1,339	879	17,385
2.....	1,383	945	1,170	1,141	1,152	1,302	505	692	8,290
3.....	1,515	1,403	1,537	1,396	1,475	1,636	1,074	1,507	2,161	2,178	2,316	2,380	20,578
4.....	2,062	1,602	1,479	1,973	1,597	1,034	1,104	1,184	749	652	13,436
5.....	1,037	1,057	1,035	660	840	892	708	988	472	867	793	832	578	640	630	629	12,658
6.....	489	130	545	641	310	618	503	559	611	556	655	577	606	514	584	541	8,439
7.....	587	480	627	597	617	637	703	588	675	770	658	676	570	517	527	563	499	741	11,032
8.....	265	409	525	874	791	457	518	502	634	575	707	630	632	524	543	495	9,081
9.....	1,006	1,243	1,156	1,034	1,014	495	658	762	789	681	519	454	611	522	594	11,538
10.....	576	609	410	608	468	487	517	583	415	387	531	618	598	477	490	475	584	8,833
11.....	707	555	554	481	703	672	756	645	623	590	748	499	445	710	431	433	9,552
12.....	702	607	599	673	613	645	781	653	727	702	671	716	643	704	589	599	616	729	635	12,604
13.....	623	604	784	824	727	560	485	551	334	435	532	750	570	538	612	607	9,536
14.....	1,061	848	779	814	733	602	612	767	851	743	776	1,168	897	838	785	728	1,001	949	826	726	649	17,153
15.....	626	567	620	556	550	574	504	555	555	641	580	634	568	593	662	8,745
16.....	611	901	502	455	518	594	547	556	482	486	513	553	661	583	666	555	548	512	490	444	11,177
17.....	468	484	477	573	483	426	493	692	627	416	516	635	638	640	606	543	462	443	530	531	10,683
18.....	957	784	802	564	644	749	643	731	969	620	803	839	591	585	666	601	804	785	700	816	609	15,262
19.....	734	559	460	704	602	648	570	473	454	516	642	607	628	442	528	578	481	9,626
20.....	531	585	474	483	508	732	432	460	561	661	490	493	496	591	768	849	733	489	552	730	576	561	12,755
21.....	1,095	865	711	723	605	724	902	847	536	470	839	847	720	815	723	589	586	790	13,387
22.....	663	618	635	561	780	584	503	650	850	753	648	572	557	634	588	814	609	11,019
Grand Total.....																						262,769	

Women Residents, January 1, 1949, as Returned by Listing Board, March 2, 1949.

WARDS.	PRECINCTS.																						Totals.
	1.	2.	3.	4.	5.	6.	7.	8.	9.	10.	11.	12.	13.	14.	15.	16.	17.	18.	19.	20.	21.	22.	
1.	1,543	1,630	1,705	1,543	1,489	1,428	1,636	1,418	1,420	1,307	1,365	980											17,464
2.	1,319	1,153	1,246	1,236	1,229	1,269	511	705															8,668
3.	1,338	1,274	1,358	1,292	1,330	1,492	1,339	1,135	1,041	1,199	1,495	1,271											15,564
4.	1,581	1,484	1,138	1,633	1,809	1,633	1,463	1,498	1,087	1,548													14,874
5.	995	1,185	555	1,227	1,087	1,204	1,098	1,090	862	1,393	1,159	1,126	899	938	971	908							17,597
6.	488	117	602	625	308	560	507	589	622	644	656	600	612	562	659	563							8,714
7.	635	514	701	602	646	624	741	571	678	728	793	695	597	598	619	616	491	818					11,667
8.	508	490	1,055	777	829	484	510	593	713	624	727	636	724	567	568	574							10,379
9.	840	973	866	961	1,031	673	866	895	987	706	572	468	665	529	697								11,729
10.	830	809	550	800	556	546	578	641	678	653	612	646	676	498	588	651	803						11,115
11.	744	609	629	618	749	826	845	733	718	631	796	595	470	531	503	553							10,550
12.	702	645	773	785	691	700	941	706	794	773	787	821	667	712	664	659	643	784	729				13,976
13.	637	727	849	881	769	637	589	663	439	511	574	782	633	615	648	677							10,651
14.	1,148	931	887	941	800	715	684	772	896	842	852	1,216	889	863	743	748	1,102	965	843	809	709		18,355
15.	727	699	666	672	601	627	585	604	662	721	638	679	565	644	733								9,823
16.	645	949	583	624	646	668	680	605	621	556	603	584	661	620	733	599	539	559	614	569			12,658
17.	570	652	547	667	582	540	704	744	713	627	733	719	709	698	724	605	560	524	610	588			12,816
18.	955	800	846	803	714	812	685	818	993	705	841	892	612	653	740	651	814	846	746	803	710		16,239
19.	806	699	616	817	885	700	668	650	587	619	739	720	683	519	624	638	632						11,602
20.	634	624	378	607	631	895	553	610	643	754	660	613	642	675	812	860	786	665	689	841	659	592	15,023
21.	1,431	1,129	1,030	818	724	959	1,269	1,102	850	567	1,144	1,027	1,039	1,196	1,052	748	676	1,094					17,855
22.	648	644	666	622	764	673	698	647	965	911	738	642	647	695	677	635	693						11,965
Grand Total.																							289,284

Women Residents, January 1, 1949, Supplementary, Listed by Board of Election Commissioners.

ELECTION DEPARTMENT.

WARDS.	PRECINCTS.																						Totals.
	1.	2.	3.	4.	5.	6.	7.	8.	9.	10.	11.	12.	13.	14.	15.	16.	17.	18.	19.	20.	21.	22.	
1.....	13	15	11	17	35	7	18	11	7	7	15	8	164
2.....	13	7	14	9	9	13	3	4	72
3.....	23	21	15	14	24	32	42	33	40	40	28	28	340
4.....	28	69	24	31	61	48	67	46	15	33	422
5.....	11	30	32	62	45	53	76	63	73	49	59	48	53	26	29	28	737
6.....	6	2	13	10	3	16	17	6	8	6	12	12	10	14	9	5	149
7.....	6	7	8	11	5	14	7	3	9	18	13	14	7	15	7	13	7	7	171
8.....	7	10	20	14	28	7	7	6	15	6	7	5	15	9	5	2	163
9.....	30	37	31	36	34	18	17	27	26	34	4	5	14	6	16	335
10.....	14	9	17	11	20	5	7	15	20	16	5	12	2	7	7	10	26	203
11.....	12	7	17	14	18	11	15	10	4	6	5	9	5	5	9	11	158
12.....	17	9	26	13	15	15	18	9	15	25	13	28	22	29	15	15	14	13	22	333
13.....	7	12	11	13	17	9	15	6	8	4	5	7	4	10	16	9	153
14.....	13	7	16	12	9	14	8	14	20	17	7	13	6	13	14	11	7	10	11	13	18	253
15.....	9	6	5	15	4	9	7	11	8	8	4	11	6	13	7	123
16.....	5	3	9	6	7	15	11	8	6	32	9	9	5	8	12	7	15	3	11	7	188
17.....	8	11	9	15	3	9	9	6	16	8	9	11	6	6	7	7	4	9	4	9	166
18.....	75	12	7	9	10	8	6	7	11	10	9	5	9	8	11	12	10	10	7	10	9	255
19.....	7	9	11	16	12	5	8	10	7	8	10	5	8	7	14	13	17	167
20.....	5	10	7	12	20	20	12	8	4	11	15	9	7	16	10	17	6	6	3	16	5	5	224
21.....	47	33	24	34	18	34	33	46	20	16	30	39	57	41	42	20	14	31	579
22.....	18	12	11	5	13	7	18	33	35	24	19	17	9	19	14	20	6	280
Grand Total.....																							5,635

Women Residents, January 1, 1949, Including Supplementary List.

WARDS.	PRECINCTS.																						Totals.
	1.	2.	3.	4.	5.	6.	7.	8.	9.	10.	11.	12.	13.	14.	15.	16.	17.	18.	19.	20.	21.	22.	
1.....	1,556	1,645	1,716	1,560	1,524	1,435	1,654	1,429	1,427	1,314	1,380	988											17,628
2.....	1,332	1,160	1,260	1,245	1,238	1,282	514	709															8,740
3.....	1,361	1,295	1,373	1,306	1,354	1,524	1,381	1,168	1,081	1,239	1,523	1,299											15,904
4.....	1,609	1,553	1,162	1,664	1,870	1,681	1,530	1,544	1,102	1,581													15,296
5.....	1,006	1,215	887	1,289	1,132	1,257	1,174	1,753	935	1,442	1,218	1,174	952	964	1,000	936							18,334
6.....	494	119	615	635	311	576	524	595	630	650	668	612	622	576	668	568							8,863
7.....	641	521	709	613	651	638	743	574	687	746	806	709	604	613	626	629	498	825					11,838
8.....	515	500	1,075	791	857	491	517	599	728	630	734	641	739	576	573	576							10,542
9.....	870	1,010	897	937	1,065	691	883	922	1,013	740	576	473	679	535	713								12,064
10.....	844	818	567	811	576	551	585	656	698	669	617	658	678	505	595	601	829						11,318
11.....	756	616	646	632	767	837	860	743	722	637	801	604	475	536	512	564							10,708
12.....	719	654	799	798	706	715	959	715	809	798	800	849	689	741	679	674	657	797	751				14,309
13.....	664	739	860	894	786	646	604	669	447	515	579	789	637	625	664	686							10,804
14.....	1,161	938	903	953	809	729	692	786	916	859	859	1,229	895	876	757	759	1,109	975	854	822	727		18,608
15.....	736	705	671	637	605	636	592	615	670	729	642	690	571	657	740								9,946
16.....	650	952	592	630	653	683	691	613	627	588	612	593	666	628	745	606	554	562	625	576			12,846
17.....	578	663	556	682	585	549	713	750	729	635	742	730	715	704	731	612	564	533	614	597			12,982
18.....	1,030	812	853	612	724	820	691	825	1,004	715	850	897	621	661	751	663	824	856	753	813	719		16,494
19.....	813	708	627	833	897	705	676	660	594	627	749	725	691	526	638	651	649						11,769
20.....	639	634	585	619	651	915	565	618	647	765	675	622	649	691	822	877	792	671	692	857	664	597	15,247
21.....	1,478	1,162	1,054	852	742	993	1,302	1,148	870	583	1,174	1,066	1,096	1,237	1,094	768	690	1,125					18,434
22.....	666	656	677	627	777	680	716	680	1,000	935	757	659	656	714	691	655	699						12,245
Grand Total.....																							294,919

Men and Women Residents, January 1, 1949, as Returned by Listing Board, March 2, 1949.

ELECTION DEPARTMENT.

WARDS.	PRECINCTS.																						Totals.
	1.	2.	3.	4.	5.	6.	7.	8.	9.	10.	11.	12.	13.	14.	15.	16.	17.	18.	19.	20.	21.	22.	
1.	3,168	3,321	3,333	3,154	2,995	2,815	3,195	2,754	2,769	2,527	2,681	1,844											34,556
2.	2,669	2,054	2,397	2,360	2,365	2,546	1,009	1,381															16,811
3.	2,795	2,636	2,838	2,660	2,757	3,059	2,363	2,547	3,076	3,244	3,726	3,559											35,260
4.	3,590	3,017	2,564	3,558	3,359	2,642	2,517	2,609	1,818	2,169													27,843
5.	1,982	2,203	1,836	1,848	1,884	2,049	1,760	2,627	1,304	2,219	1,909	1,917	1,440	1,557	1,577	1,514							29,626
6.	964	245	1,133	1,260	610	1,161	992	1,128	1,223	1,190	1,295	1,157	1,209	1,064	1,230	1,094							16,955
7.	1,207	985	1,310	1,184	1,251	1,242	1,428	1,150	1,340	1,474	1,435	1,351	1,155	1,102	1,132	1,170	977	1,550					22,443
8.	761	889	1,574	1,609	1,582	929	1,016	1,088	1,331	1,193	1,423	1,248	1,338	1,077	1,094	1,055							19,207
9.	1,771	2,171	1,990	1,943	2,016	1,160	1,493	1,616	1,750	1,349	1,077	907	1,246	1,032	1,276								22,797
10.	1,386	1,402	940	1,396	1,008	1,015	1,080	1,212	1,076	1,029	1,133	1,251	1,267	959	1,070	1,114	1,365						19,703
11.	1,432	1,155	1,174	1,077	1,435	1,481	1,585	1,368	1,332	1,210	1,537	1,085	912	1,239	928	978							19,928
12.	1,382	1,237	1,353	1,444	1,283	1,326	1,702	1,346	1,505	1,443	1,443	1,523	1,290	1,385	1,235	1,234	1,248	1,486	1,341				26,206
13.	1,265	1,316	1,617	1,686	1,470	1,181	1,061	1,204	764	940	1,098	1,525	1,191	1,142	1,248	1,275							19,983
14.	2,186	1,762	1,643	1,737	1,522	1,309	1,289	1,520	1,729	1,561	1,621	2,360	1,776	1,687	1,507	1,461	2,082	1,893	1,654	1,517	1,344		35,160
15.	1,345	1,250	1,276	1,212	1,121	1,187	1,075	1,121	1,210	1,351	1,211	1,294	1,125	1,219	1,380								18,377
16.	1,239	1,843	1,078	1,072	1,154	1,252	1,211	1,150	1,093	1,028	1,105	1,129	1,310	1,187	1,381	1,147	1,073	1,064	1,094	1,005			23,615
17.	1,028	1,124	1,012	1,224	1,060	961	1,192	1,424	1,326	1,036	1,241	1,344	1,340	1,326	1,323	1,136	1,007	960	1,131	1,109			23,304
18.	1,828	1,569	1,636	1,159	1,346	1,553	1,317	1,539	1,953	1,314	1,636	1,717	1,187	1,230	1,397	1,237	1,598	1,619	1,440	1,611	1,307		31,193
19.	1,533	1,247	1,072	1,507	1,471	1,338	1,228	1,112	1,036	1,130	1,370	1,319	1,306	955	1,146	1,203	1,100						21,073
20.	1,155	1,192	1,047	1,077	1,124	1,612	973	1,062	1,198	1,402	1,127	1,099	1,124	1,240	1,570	1,694	1,510	1,145	1,232	1,552	1,224	1,139	27,498
21.	2,494	1,960	1,706	1,516	1,304	1,647	2,145	1,919	1,367	1,023	1,939	1,833	1,720	1,974	1,738	1,324	1,236	1,851					30,696
22.	1,284	1,252	1,281	1,174	1,524	1,243	1,188	1,251	1,786	1,647	1,365	1,202	1,194	1,306	1,251	1,425	1,291						22,664
Grand Total.																							544,898

Men and Women Residents, January 1, 1949, Supplementary, Listed by the Board of Election Commissioners.

WARDS.	PRECINCTS.																						Totals.
	1.	2.	3.	4.	5.	6.	7.	8.	9.	10.	11.	12.	13.	14.	15.	16.	17.	18.	19.	20.	21.	22.	
1.....	48	42	32	42	82	28	33	36	23	30	38	23											457
2.....	46	21	33	26	25	38	10	20															219
3.....	81	62	72	42	72	101	92	128	166	173	113	120											1,222
4.....	81	138	77	79	108	73	117	119	33	64													889
5.....	61	69	86	101	88	100	122	114	103	90	102	89	90	47	53	51							1,366
6.....	19	4	27	16	11	33	35	26	18	16	28	32	19	26	22	15							347
7.....	21	16	26	26	17	33	23	12	22	42	29	34	19	28	21	22	20	16					427
8.....	19	20	26	56	66	19	19	13	31	12	18	23	33	23	22	16							416
9.....	105	82	63	88	63	26	48	68	52	72	18	20	44	25	31								805
10.....	34	25	37	23	36	23	22	27	37	27	15	25	9	23	15	22	48						448
11.....	31	16	26	36	35	28	31	20	13	17	12	18	8	7	15	19							332
12.....	39	24	45	27	36	34	38	22	31	57	28	42	42	60	33	39	25	40	45				707
13.....	22	27	27	32	43	25	28	16	17	10	13	14	16	21	28	18							357
14.....	36	24	39	30	20	22	15	33	38	41	14	37	16	27	35	26	28	31	26	31	32		601
15.....	17	22	15	31	14	23	21	29	15	19	11	30	14	31	22								314
16.....	22	10	16	13	17	25	27	19	16	46	20	17	17	24	30	14	29	10	21	15			408
17.....	18	23	21	31	8	14	14	18	30	15	17	21	13	18	14	19	19	16	13	19			361
18.....	159	27	19	17	22	16	17	17	20	21	17	19	25	16	20	27	30	22	13	18	21		563
19.....	14	20	15	30	28	15	18	21	12	13	21	13	13	13	20	26	30						322
20.....	15	27	12	25	35	35	24	16	10	24	38	16	21	42	20	32	15	12	35	16	19		504
21.....	79	67	59	59	43	70	59	76	39	30	74	80	96	78	79	33	40	64					1,125
22.....	45	22	31	14	33	21	31	79	64	41	40	29	19	42	28	44	17						600
Grand Total.....																							12,790

ELECTION DEPARTMENT.

Men and Women Residents, January 1, 1949, Including Supplementary List.

WARDS.	PRECINCTS.																					Totals.	
	1.	2.	3.	4.	5.	6.	7.	8.	9.	10.	11.	12.	13.	14.	15.	16.	17.	18.	19.	20.	21.		22.
1.....	3,216	3,363	3,365	3,196	3,077	2,843	3,228	2,790	2,792	2,557	2,719	1,867	35,013
2.....	2,715	2,105	2,430	2,386	2,390	2,584	1,019	1,401	17,080
3.....	2,876	2,698	2,910	2,702	2,829	3,160	2,455	2,675	3,242	3,417	3,839	3,679	36,482
4.....	3,671	3,155	2,641	3,637	3,467	2,715	2,634	2,728	1,851	2,233	28,732
5.....	2,043	2,272	1,922	1,949	1,972	2,149	1,882	2,741	1,407	2,309	2,011	2,006	1,530	1,604	1,630	1,565	30,902
6.....	983	249	1,160	1,276	621	1,194	1,027	1,154	1,241	1,206	1,323	1,189	1,228	1,090	1,252	1,109	17,302
7.....	1,228	1,001	1,336	1,210	1,268	1,275	1,451	1,162	1,362	1,516	1,464	1,385	1,174	1,130	1,153	1,192	997	1,566	22,870
8.....	780	909	1,600	1,665	1,648	948	1,035	1,101	1,362	1,205	1,441	1,271	1,371	1,100	1,116	1,071	19,623
9.....	1,876	2,253	2,053	2,031	2,079	1,186	1,541	1,684	1,802	1,421	1,095	927	1,290	1,057	1,307	23,602
10.....	1,420	1,427	977	1,419	1,044	1,038	1,102	1,239	1,113	1,056	1,148	1,276	982	1,085	1,136	1,413	20,151
11.....	1,463	1,171	1,200	1,113	1,470	1,509	1,616	1,388	1,345	1,227	1,549	1,103	920	1,246	943	997	20,260
12.....	1,421	1,261	1,398	1,471	1,319	1,360	1,740	1,368	1,536	1,500	1,471	1,565	1,332	1,445	1,268	1,273	1,273	1,526	1,386	26,913
13.....	1,287	1,343	1,644	1,718	1,513	1,206	1,089	1,220	781	950	1,111	1,539	1,207	1,163	1,276	1,293	20,340
14.....	2,222	1,786	1,682	1,767	1,542	1,331	1,304	1,553	1,767	1,602	1,635	2,397	1,792	1,714	1,542	1,487	2,110	1,924	1,680	1,548	1,376	35,761
15.....	1,362	1,272	1,291	1,243	1,135	1,210	1,096	1,150	1,225	1,370	1,222	1,324	1,139	1,250	1,402	18,691
16.....	1,261	1,853	1,094	1,085	1,171	1,277	1,238	1,169	1,109	1,074	1,125	1,146	1,327	1,211	1,411	1,161	1,102	1,074	1,115	1,020	24,023
17.....	1,046	1,147	1,033	1,255	1,068	975	1,206	1,442	1,356	1,051	1,258	1,365	1,353	1,344	1,337	1,155	1,026	976	1,144	1,128	23,665
18.....	1,987	1,596	1,655	1,476	1,368	1,569	1,334	1,556	1,973	1,335	1,653	1,736	1,212	1,246	1,417	1,264	1,628	1,641	1,453	1,629	1,328	31,756
19.....	1,547	1,267	1,087	1,637	1,499	1,353	1,246	1,133	1,048	1,143	1,391	1,332	1,319	968	1,166	1,229	1,130	21,395
20.....	1,170	1,219	1,059	1,102	1,159	1,647	997	1,078	1,208	1,426	1,165	1,115	1,145	1,282	1,590	1,726	1,525	1,160	1,244	1,587	1,240	1,158	28,002
21.....	2,573	2,027	1,765	1,575	1,347	1,717	1,204	1,995	1,406	1,053	2,013	1,913	1,816	2,052	1,817	1,357	1,276	1,915	31,821
22.....	1,329	1,274	1,312	1,188	1,557	1,264	1,219	1,330	1,850	1,688	1,405	1,231	1,213	1,348	1,279	1,469	1,308	23,264
Grand Total.....																						557,688	

Grand Total.....

Registered Voters (Men) on First Printed List, August 15, 1949.

WARDS.	PRECINCTS.																						Totals.
	1.	2.	3.	4.	5.	6.	7.	8.	9.	10.	11.	12.	13.	14.	15.	16.	17.	18.	19.	20.	21.	22.	
1.	1,082	1,033	964	1,054	955	951	1,016	958	931	940	982	751											11,617
2.	671	754	894	864	882	881	375	447															5,768
3.	813	907	845	872	791	828	707	885	883	681	769	920											9,851
4.	860	697	566	699	784	585	644	732	462	382													6,411
5.	521	459	454	363	425	505	401	456	248	414	428	427	313	416	395	340							6,565
6.	284	86	353	408	169	362	377	380	472	387	498	441	460	405	451	371							5,904
7.	447	406	460	438	464	413	521	455	497	509	547	516	443	381	370	447	373	602					8,289
8.	147	265	190	385	378	290	355	335	387	374	469	403	352	306	336	337							5,309
9.	415	451	465	496	413	364	364	431	397	356	318	276	381	291	409								5,827
10.	465	445	307	472	337	391	400	432	293	311	383	410	413	350	381	407	378						6,575
11.	416	374	388	305	417	477	576	493	473	432	590	398	340	517	347	370							6,913
12.	383	372	389	437	382	412	468	409	447	484	419	505	509	523	472	492	492	555	461				8,611
13.	371	384	540	498	485	424	370	446	283	392	415	561	460	444	483	502							7,058
14.	725	633	551	564	594	472	427	601	655	590	571	852	716	676	517	563	753	749	654	562	535		12,960
15.	491	426	495	418	409	474	417	432	450	421	477	485	404	403	448								6,650
16.	451	618	400	403	430	479	446	440	372	389	424	466	468	455	449	487	428	432	407	377			8,821
17.	350	372	353	393	396	336	384	535	464	321	436	491	489	483	510	428	379	373	434	455			8,382
18.	681	606	653	462	484	607	473	550	762	458	625	651	462	466	550	475	607	533	514	575	495		11,689
19.	541	450	373	501	464	447	394	370	365	425	541	509	524	368	427	486	401						7,586
20.	442	455	393	402	427	610	373	410	467	539	368	424	426	501	574	633	559	414	499	484	486	427	10,313
21.	631	490	523	475	400	523	605	601	355	296	461	627	498	628	568	479	455	584					9,194
22.	416	456	379	428	536	452	397	438	677	566	476	446	567	506	457	610	498						8,205
Grand Total.																							178,498

ELECTION DEPARTMENT.

Registered Voters (Women) on First Printed List, August 15, 1949.

WARDS.	PRECINCTS.																						Totals
	1.	2.	3.	4.	5.	6.	7.	8.	9.	10.	11.	12.	13.	14.	15.	16.	17.	18.	19.	20.	21.	22.	
1.....	983	924	833	810	844	844	883	869	928	949	945	780	10,592
2.....	721	848	974	1008	890	823	387	415	6,066
3.....	585	630	750	693	630	704	707	653	469	366	636	527	7,350
4.....	603	765	478	602	879	974	872	872	697	828	7,370
5.....	410	474	418	694	594	686	649	851	529	766	622	656	522	599	637	563	9,070
6.....	294	69	336	379	152	339	397	419	461	486	497	481	449	451	473	344	6,027
7.....	477	419	422	408	459	447	519	416	489	441	638	505	441	476	416	444	354	588	8,359
8.....	275	254	348	348	416	292	332	383	420	419	438	383	362	310	349	370	5,699
9.....	367	408	347	446	533	463	585	579	568	430	364	291	390	314	446	6,531
10.....	632	591	414	626	351	441	411	460	452	529	368	369	408	365	431	513	534	7,895
11.....	399	376	379	401	413	507	580	496	524	387	550	460	356	445	389	469	7,131
12.....	381	367	454	474	436	437	516	422	469	511	486	534	499	474	477	525	503	538	435	8,938
13.....	359	451	520	458	486	458	442	471	343	400	413	524	480	448	481	546	7,280
14.....	679	603	573	604	576	503	473	545	625	613	567	755	673	618	477	519	714	625	605	546	512	12,405
15.....	522	512	477	483	449	488	486	477	500	516	472	535	397	388	463	7,165
16.....	458	571	502	542	509	517	502	482	455	470	493	475	463	488	483	482	453	465	497	474	9,781
17.....	413	465	386	495	436	426	561	513	497	512	606	531	544	490	576	485	436	444	483	498	9,797
18.....	671	547	620	454	591	569	517	574	750	541	614	653	456	473	554	494	555	551	487	539	540	11,750
19.....	560	529	515	591	657	507	476	581	463	484	592	568	538	407	504	494	507	8,973
20.....	502	447	432	499	516	727	473	490	500	561	521	502	548	569	569	600	643	558	599	556	538	448	11,798
21.....	883	660	738	508	499	665	804	746	617	430	752	778	747	879	723	579	513	802	12,293
22.....	415	459	350	440	502	513	560	423	766	612	531	480	533	513	496	491	562	8,646
Grand Total.....																							191,716

Registered Voters (Men and Women) on First Printed List, August 15, 1949.

WARDS.	PRECINCTS.																						Totals.
	1.	2.	3.	4.	5.	6.	7.	8.	9.	10.	11.	12.	13.	14.	15.	16.	17.	18.	19.	20.	21.	22.	
1.	2,065	1,957	1,797	1,864	1,799	1,795	1,899	1,827	1,859	1,889	1,927	1,531											22,209
2.	1,392	1,602	1,808	1,872	1,772	1,704	762	862															11,834
3.	1,398	1,537	1,595	1,565	1,421	1,532	1,414	1,488	1,352	1,047	1,405	1,447											17,201
4.	1,463	1,462	1,044	1,301	1,663	1,559	1,516	1,604	1,159	1,210													13,981
5.	931	933	872	1,057	1,019	1,191	1,050	1,307	777	1,180	1,050	1,083	835	1,015	1,032	903							16,235
6.	578	155	689	787	321	701	774	799	933	873	995	922	909	856	924	715							11,931
7.	924	825	882	846	923	860	1,040	871	986	950	1,185	1,021	884	857	786	891	727	1,190					16,648
8.	422	519	538	733	794	582	687	718	807	793	907	786	714	616	685	707							11,008
9.	782	859	812	942	946	827	949	1,010	965	786	682	567	771	605	855								12,358
10.	1,097	1,036	721	1,098	688	832	811	892	745	840	751	779	821	715	812	920	912						14,470
11.	815	750	767	706	830	984	1,156	989	997	819	1,140	858	696	962	736	839							14,044
12.	764	739	843	911	818	849	984	831	916	995	905	1,039	1,008	997	949	1,017	995	1,093	896				17,549
13.	730	835	1,060	956	971	882	812	917	626	792	828	1,085	940	892	964	1,048							14,338
14.	1,404	1,236	1,124	1,168	1,170	975	900	1,146	1,280	1,203	1,138	1,607	1,389	1,294	994	1,082	1,467	1,374	1,259	1,108	1,047		25,365
15.	1,013	938	972	901	858	962	903	909	950	937	949	1,020	801	791	911								13,815
16.	909	1,189	902	945	939	996	948	922	827	859	917	941	931	943	932	969	881	897	904	851			18,602
17.	763	837	739	888	832	762	945	1,048	961	833	1,042	1,022	1,033	973	1,086	913	815	817	917	953			18,179
18.	1,352	1,153	1,273	916	1,075	1,176	990	1,124	1,512	999	1,239	1,304	918	939	1,104	969	1,162	1,084	1,001	1,114	1,035		23,439
19.	1,101	979	888	1,092	1,121	954	870	951	828	909	1,133	1,077	1,062	775	931	980	908						16,559
20.	944	902	825	901	943	1,337	846	900	967	1,100	889	926	974	1,070	1,143	1,233	1,202	972	1,098	1,040	1,024	875	22,111
21.	1,484	1,150	1,261	983	899	1,188	1,409	1,347	972	726	1,213	1,405	1,245	1,507	1,286	1,058	968	1,386					21,487
22.	831	915	729	868	1,038	965	957	861	1,443	1,178	1,007	926	1,000	1,019	953	1,101	1,060						16,851
Grand Total.																							370,214

ELECTION DEPARTMENT.

Supplementary Registration (Men), City Election, November 8, 1949.

WARDS.	PRECINCTS.																						Totals.
	1.	2.	3.	4.	5.	6.	7.	8.	9.	10.	11.	12.	13.	14.	15.	16.	17.	18.	19.	20.	21.	22.	
1.....	94	92	74	75	113	73	71	78	77	62	76	52											937
2.....	71	52	61	47	56	60	30	39															416
3.....	129	91	125	102	125	141	97	160	207	246	207	220											1,910
4.....	167	133	143	154	116	64	72	106	40	54													1,049
5.....	98	79	100	59	66	77	74	86	52	104	69	70	63	44	55	47							1,143
6.....	40	9	59	32	30	45	39	44	36	26	33	38	28	35	37	42							573
7.....	31	28	48	48	42	46	39	25	43	57	34	39	30	36	33	32	37	38					686
8.....	30	36	24	87	90	34	45	35	38	22	37	48	50	56	50	37							719
9.....	140	154	90	86	74	29	57	69	77	60	43	37	67	58	45								1,086
10.....	40	60	38	40	41	39	39	40	33	17	36	41	29	38	36	29	53						649
11.....	66	30	33	42	42	48	62	33	25	50	50	24	20	20	18	24							587
12.....	57	47	47	46	55	49	52	50	53	61	57	40	39	44	28	36	28	48	38				875
13.....	40	44	52	47	51	39	31	30	15	16	23	55	26	26	30	27							552
14.....	58	37	50	45	31	28	43	41	44	46	34	74	34	43	49	41	55	49	31	43	29		905
15.....	39	41	39	42	37	32	35	34	28	57	24	41	38	45	50								582
16.....	64	58	29	21	39	38	34	42	31	36	31	25	38	44	35	23	37	29	32	18			704
17.....	26	26	30	47	27	21	25	40	34	23	23	45	40	37	30	38	35	28	31	33			639
18.....	140	33	40	32	30	26	35	28	04	33	29	38	33	32	24	29	41	29	21	30	25		792
19.....	36	32	22	34	37	41	39	24	21	25	24	27	22	15	23	26	20						468
20.....	35	33	25	21	24	38	22	21	21	29	39	15	26	43	30	40	34	21	17	92	21	31	678
21.....	72	82	52	61	47	69	66	52	36	30	83	62	61	69	82	32	46	56					1,058
22.....	51	29	48	29	37	37	43	74	52	70	58	35	26	48	40	41	35						753
Grand Total.....																							17,761

Supplementary Registration (Women), City Election, November 8, 1949.

Wards.	PRECINCTS.																						Totals
	1.	2.	3.	4.	5.	6.	7.	8.	9.	10.	11.	12.	13.	14.	15.	16.	17.	18.	19.	20.	21.	22.	
1.....	73	63	63	62	83	68	71	73	63	50	63	39											771
2.....	46	42	44	44	64	60	24	26															350
3.....	123	73	81	71	67	90	99	86	90	115	131	87											1,113
4.....	97	127	95	124	131	102	102	93	49	71													991
5.....	52	64	66	104	96	95	113	141	94	129	93	81	82	53	55	59							1,377
6.....	25	8	48	27	17	37	34	20	30	31	42	35	22	37	31	30							483
7.....	28	26	47	37	34	41	28	20	32	51	43	34	28	32	27	31	26	36					601
8.....	30	34	71	65	84	32	32	36	48	32	35	37	47	47	40	23							693
9.....	96	115	86	77	87	46	52	65	67	69	44	36	74	40	57								1,011
10.....	44	46	33	43	51	32	30	42	43	37	32	51	33	31	37	29	57						671
11.....	44	30	39	38	48	34	44	28	23	43	42	28	14	22	31	20							528
12.....	46	34	71	47	46	51	52	37	51	47	59	62	40	44	32	34	29	33	51				866
13.....	36	45	46	48	42	29	36	28	19	11	24	42	13	30	34	25							508
14.....	54	36	40	39	26	33	31	22	41	32	33	71	24	41	36	30	32	45	30	35	33		764
15.....	31	36	48	33	28	43	20	37	28	46	32	33	28	32	36								511
16.....	34	50	30	27	37	33	50	20	30	48	33	34	32	25	31	35	35	26	26	21			666
17.....	21	27	30	41	38	36	24	37	58	31	32	36	40	35	33	24	26	29	23	34			655
18.....	132	34	24	29	32	33	26	22	56	32	26	25	28	19	25	23	34	23	18	21	21		683
19.....	39	33	31	29	42	34	26	29	23	24	24	30	25	20	33	25	26						493
20.....	23	25	27	32	30	30	20	20	17	30	38	33	25	38	25	43	26	22	26	91	13	22	656
21.....	101	70	56	62	46	64	78	72	37	33	62	54	84	85	97	38	32	58					1,129
22.....	41	29	35	31	34	29	44	64	69	80	48	41	26	45	42	40	27						725
Grand Total.....																							16,245

ELECTION DEPARTMENT.

Supplementary Registration (Men and Women), City Election, November 8, 1949.

WARDS.	PRECINCTS.																						Totals.
	PRECINCTS.																						
	1.	2.	3.	4.	5.	6.	7.	8.	9.	10.	11.	12.	13.	14.	15.	16.	17.	18.	19.	20.	21.	22.	
1.....	167	155	137	137	196	141	142	151	140	112	139	91											1,708
2.....	117	94	105	91	120	120	54	65															766
3.....	252	164	206	173	192	231	196	246	357	361	338	307											3,023
4.....	264	260	238	278	247	166	174	199	89	125													2,040
5.....	150	143	166	163	162	172	187	227	146	233	162	151	145	97	110	106							2,520
6.....	65	17	107	59	47	82	73	73	66	57	75	73	50	72	68	72							1,056
7.....	59	54	95	85	76	87	67	45	75	108	77	73	58	68	60	63	63	74					1,287
8.....	60	70	95	152	174	66	77	71	86	54	72	85	97	103	90	60							1,412
9.....	236	269	176	163	161	75	109	134	144	129	87	73	141	98	102								2,097
10.....	84	106	71	83	92	71	69	82	76	54	68	92	62	69	73	58	110						1,320
11.....	110	60	72	80	90	82	106	61	48	93	92	52	34	42	49	44							1,115
12.....	103	81	118	93	101	100	104	87	104	108	116	102	79	88	60	70	57	81	89				1,741
13.....	76	89	98	95	93	68	67	58	34	27	47	97	39	56	64	52							1,060
14.....	112	73	90	84	57	61	74	63	85	78	67	145	58	84	85	71	87	94	61	78	62		1,669
15.....	70	77	87	75	65	75	55	71	56	103	56	74	66	77	86								1,093
16.....	98	108	59	48	76	71	84	71	61	84	64	59	70	69	66	58	72	55	58	39			1,370
17.....	47	53	60	88	65	57	49	77	92	54	55	81	80	72	63	62	61	57	54	67			1,294
18.....	272	67	64	61	62	59	61	50	120	65	55	63	61	51	49	52	75	52	39	51	46		1,475
19.....	75	65	53	63	79	75	65	53	44	49	48	57	47	35	56	51	46						961
20.....	58	58	52	53	54	68	42	41	38	59	77	48	51	81	55	83	60	43	43	183	34	53	1,334
21.....	173	152	108	123	93	133	144	124	73	63	145	116	145	154	179	70	78	114					2,187
22.....	92	58	83	60	71	66	87	138	121	150	106	76	52	93	82	81	62						1,478
Grand Total.....																							34,006

Registered Voters (Men), City Election, November 8, 1949.

WARDS.	PRECINCTS.																						Totals.
	1.	2.	3.	4.	5.	6.	7.	8.	9.	10.	11.	12.	13.	14.	15.	16.	17.	18.	19.	20.	21.	22.	
1.....	1,176	1,125	1,038	1,129	1,068	1,024	1,087	1,036	1,008	1,002	1,058	803											12,554
2.....	742	806	955	911	938	941	405	486															6,184
3.....	942	908	970	974	916	969	804	995	1,150	927	976	1,140											11,761
4.....	1,027	830	709	853	900	649	716	838	502	436													7,400
5.....	619	538	554	422	491	582	475	542	300	518	497	497	376	460	450	387							7,708
6.....	324	95	412	440	199	407	416	424	508	413	531	479	488	440	488	413							6,477
7.....	478	434	508	486	506	459	560	480	540	566	581	555	473	417	403	479	410	640					8,975
8.....	177	301	214	472	468	324	400	370	425	396	506	451	402	362	386	374							6,028
9.....	555	605	555	582	487	393	421	500	474	416	361	313	448	349	454								6,913
10.....	505	505	345	512	378	430	439	472	326	328	419	451	442	388	417	436	431						7,224
11.....	482	404	421	347	459	525	638	526	498	482	640	422	360	537	365	394							7,500
12.....	440	419	436	483	437	461	520	459	500	545	476	545	548	567	500	528	520	603	499				9,486
13.....	411	428	592	545	536	463	401	476	298	408	438	616	486	470	513	529							7,610
14.....	783	670	601	609	625	500	470	642	699	636	605	926	750	719	566	604	808	798	685	605	564		13,865
15.....	530	467	534	460	446	506	452	466	478	478	501	526	442	448	498								7,232
16.....	515	676	429	424	469	517	480	482	403	425	455	491	506	499	484	510	465	461	439	395			9,525
17.....	376	398	383	440	423	357	409	575	498	344	459	536	529	520	540	466	414	401	465	488			9,021
18.....	821	639	693	494	514	633	508	578	826	491	664	689	495	498	574	504	648	562	555	605	520		12,481
19.....	577	482	395	555	501	488	433	394	386	450	565	536	546	383	450	512	421						8,054
20.....	477	488	418	423	451	648	395	431	488	568	407	439	452	544	604	673	593	435	516	576	507	458	10,991
21.....	703	572	575	536	447	592	671	663	391	326	544	689	559	697	645	511	501	640					10,262
22.....	467	485	427	457	573	489	440	512	729	636	534	481	403	554	497	651	533						8,958
Grand Total.....																							196,250

ELECTION DEPARTMENT.

Registered Voters (Women), City Election, November 8, 1949.

WARDS.	PRECINCTS.																						Totals.
	1.	2.	3.	4.	5.	6.	7.	8.	9.	10.	11.	12.	13.	14.	15.	16.	17.	18.	19.	20.	21.	22.	
1.....	1,056	987	806	872	927	912	954	942	991	999	1,008	819	11,363
2.....	767	800	1,018	1,052	954	883	411	441	6,416
3.....	708	703	831	764	697	794	806	739	559	481	707	614	8,463
4.....	700	802	573	726	1,010	1,076	974	905	746	899	8,561
5.....	462	538	484	798	690	781	762	992	623	805	715	737	604	652	692	622	11,047
6.....	319	77	384	406	109	376	431	448	491	517	539	516	471	488	504	374	6,510
7.....	505	445	469	445	493	488	547	436	521	492	681	539	469	508	443	475	380	634	8,960
8.....	305	288	419	413	500	324	364	419	468	451	473	420	409	357	389	393	6,392
9.....	403	523	433	523	620	509	637	644	635	499	408	327	464	354	503	7,542
10.....	676	637	447	669	402	473	441	502	495	566	400	420	441	396	408	542	591	8,566
11.....	443	406	418	439	461	541	624	524	547	430	592	488	370	467	420	489	7,659
12.....	427	401	525	521	482	488	568	459	520	558	545	596	539	518	509	559	532	571	486	9,804
13.....	395	496	566	506	528	487	478	499	362	411	437	566	493	478	515	571	7,788
14.....	733	639	613	643	602	536	504	567	666	645	600	826	697	659	513	549	746	670	635	581	545	13,169
15.....	553	548	525	516	477	531	506	514	528	562	504	568	425	420	499	7,076
16.....	492	621	532	569	546	550	552	511	485	518	526	509	495	513	514	517	488	491	523	495	10,447
17.....	434	492	416	536	474	462	585	550	555	543	638	567	584	525	609	509	462	473	506	532	10,452
18.....	803	581	644	483	623	602	543	596	806	573	640	678	484	492	579	517	589	574	505	560	561	12,433
19.....	599	562	546	620	699	541	502	610	486	508	616	598	563	427	537	519	533	9,466
20.....	525	472	459	531	546	757	493	510	517	591	559	535	573	607	594	643	669	580	625	647	551	470	12,454
21.....	954	730	794	570	545	729	882	818	654	463	814	832	831	964	820	617	545	860	13,422
22.....	456	488	385	471	536	542	604	487	835	692	579	521	559	558	538	531	589	9,371
Grand Total.....																							207,961

Registered Voters (Men and Women), City Election, November 8, 1949.

WARDS.	PRECINCTS.																						Totals.
	1.	2.	3.	4.	5.	6.	7.	8.	9.	10.	11.	12.	13.	14.	15.	16.	17.	18.	19.	20.	21.	22.	
1.....	2,232	2,112	1,934	2,001	1,995	1,936	2,041	1,978	1,999	2,001	2,066	1,622											23,917
2.....	1,509	1,696	1,973	1,963	1,892	1,824	816	927															12,600
3.....	1,650	1,701	1,801	1,738	1,613	1,763	1,610	1,734	1,709	1,408	1,743	1,754											20,224
4.....	1,727	1,722	1,282	1,579	1,910	1,725	1,690	1,803	1,248	1,335													16,021
5.....	1,081	1,076	1,038	1,220	1,181	1,363	1,237	1,534	923	1,413	1,212	1,234	980	1,112	1,142	1,009							18,755
6.....	643	172	796	846	368	783	847	872	999	980	1,070	995	959	928	992	787							12,987
7.....	983	879	977	931	999	947	1,107	916	1,061	1,058	1,262	1,094	942	925	846	954	790	1,264					17,935
8.....	482	589	633	885	968	648	764	789	893	847	979	871	811	719	775	767							12,420
9.....	1,018	1,128	988	1,105	1,107	902	1,058	1,144	1,109	915	769	640	912	703	937								14,455
10.....	1,181	1,142	792	1,181	780	903	880	974	821	894	819	871	883	784	885	978	1,022						15,790
11.....	925	810	839	786	920	1,066	1,262	1,050	1,045	912	1,232	910	730	1,004	785	883							15,159
12.....	867	820	961	1,004	919	949	1,088	918	1,020	1,103	1,021	1,141	1,087	1,085	1,009	1,087	1,052	1,174	985				19,290
13.....	806	924	1,158	1,051	1,064	950	879	975	660	819	875	1,182	979	948	1,028	1,100							15,398
14.....	1,516	1,309	1,214	1,252	1,227	1,036	974	1,209	1,365	1,281	1,205	1,752	1,447	1,378	1,079	1,153	1,554	1,468	1,320	1,186	1,109		27,034
15.....	1,083	1,015	1,059	976	923	1,037	958	980	1,006	1,040	1,005	1,094	867	868	997								14,908
16.....	1,007	1,297	961	993	1,015	1,067	1,032	993	888	943	981	1,000	1,001	1,012	998	1,027	953	952	962	890			19,972
17.....	810	890	799	976	897	819	994	1,125	1,053	887	1,097	1,103	1,113	1,045	1,149	975	876	874	971	1,020			19,473
18.....	1,624	1,220	1,337	977	1,137	1,235	1,051	1,174	1,632	1,064	1,294	1,367	979	990	1,153	1,021	1,237	1,136	1,040	1,165	1,081		24,914
19.....	1,176	1,044	941	1,155	1,200	1,029	935	1,004	872	958	1,181	1,134	1,109	810	987	1,031	954						17,520
20.....	1,002	960	877	954	997	1,405	888	941	1,005	1,159	966	974	1,025	1,151	1,198	1,316	1,262	1,015	1,141	1,223	1,058	928	23,445
21.....	1,657	1,302	1,369	1,106	992	1,321	1,553	1,471	1,045	789	1,358	1,521	1,390	1,661	1,465	1,128	1,046	1,500					23,674
22.....	923	973	812	928	1,109	1,031	1,044	999	1,564	1,328	1,113	1,002	1,052	1,112	1,035	1,182	1,122						18,329
Grand Total.....																							404,220

Number of Enrolled Democrats on First Printed List, August 15, 1949.

ELECTION DEPARTMENT.

WARDS.	PRECINCTS.																						Totals.	
	1.	2.	3.	4.	5.	6.	7.	8.	9.	10.	11.	12.	13.	14.	15.	16.	17.	18.	19.	20.	21.	22.		
1.....	1,229	1,284	1,238	1,320	1,288	1,173	1,189	1,067	1,253	1,285	1,277	1,145	14,748
2.....	1,209	1,126	1,382	1,315	1,361	1,093	591	631	8,708
3.....	981	1,201	1,075	1,108	1,087	1,051	816	724	716	550	785	790	10,944
4.....	449	276	300	284	334	354	265	306	279	175	3,022
5.....	422	311	295	57	236	359	112	109	68	98	166	127	140	150	201	132	2,983
6.....	387	93	494	570	214	460	576	596	667	571	716	642	646	653	695	517	8,497
7.....	600	634	597	543	647	599	683	569	657	648	868	697	593	573	449	528	529	797	11,271
8.....	239	290	202	357	480	335	369	420	451	528	583	587	467	336	362	446	6,452
9.....	381	392	334	265	338	312	294	399	342	381	393	336	426	311	513	5,417
10.....	712	695	541	773	431	641	607	566	369	410	418	445	500	433	541	576	478	9,136
11.....	451	511	432	438	449	534	487	585	553	523	667	577	504	595	445	544	8,295
12.....	332	344	290	400	327	279	294	390	399	414	258	267	482	407	360	378	396	395	341	6,753
13.....	427	443	622	513	558	446	453	585	400	598	573	652	703	645	625	692	8,935
14.....	824	647	603	627	658	538	466	600	667	682	717	845	785	822	483	645	952	809	672	623	528	14,193
15.....	587	506	676	635	553	693	705	605	574	592	649	661	550	518	565	9,069
16.....	552	640	527	639	584	645	607	618	425	514	558	617	538	666	561	633	639	572	582	616	11,733
17.....	430	403	337	423	457	422	495	491	454	410	646	482	492	474	560	503	450	533	518	685	9,665
18.....	685	555	593	465	526	574	632	609	712	442	531	726	454	427	577	374	650	633	590	703	484	11,942
19.....	658	550	533	545	498	454	434	458	479	593	704	665	621	418	540	611	507	9,268
20.....	358	317	377	354	422	770	458	489	411	546	318	343	426	556	428	490	593	425	636	486	508	368	10,079
21.....	299	263	394	321	277	334	387	351	268	241	393	453	323	370	337	461	482	521	6,475
22.....	506	522	377	535	648	611	640	516	582	652	555	482	683	561	588	537	686	9,681
Grand Total.....																							197,266	

Number of Enrolled Republicans on First Printed List, August 15, 1949.

WARDS	PRECINCTS.																					Totals.	
	1.	2.	3.	4.	5.	6.	7.	8.	9.	10.	11.	12.	13.	14.	15.	16.	17.	18.	19.	20.	21.		22.
1.....	106	44	41	61	47	91	69	145	70	95	73	87											929
2.....	33	32	79	48	42	107	12	16															369
3.....	32	35	62	53	23	52	63	169	106	67	56	85											803
4.....	244	364	240	324	515	301	393	453	216	226													3,276
5.....	89	117	127	442	253	257	421	463	264	371	256	330	200	227	200	211							4,228
6.....	4	3	7	13	4	23	21	13	39	49	61	47	27	29	30	10							380
7.....	41	36	37	10	19	37	20	16	31	17	36	12	9	32	52	42	26	32					505
8.....	17	26	46	53	23	19	45	38	33	19	32	21	13	13	24	33							455
9.....	84	98	103	203	155	165	290	159	174	98	59	20	78	50	45								1,781
10.....	51	42	18	28	12	16	21	42	54	119	28	21	33	41	39	84	65						714
11.....	60	22	53	28	64	63	176	89	133	35	73	27	27	32	50	62							994
12.....	90	94	158	99	124	172	208	80	108	137	240	272	158	160	188	233	179	221	162				3,083
13.....	37	69	44	28	50	81	75	51	68	27	11	22	26	39	79	126							833
14.....	95	129	118	143	129	110	109	187	205	155	114	171	157	117	116	116	136	148	184	133	174		2,946
15.....	86	129	46	25	37	25	23	39	58	43	20	31	31	22	23								638
16.....	55	69	72	44	61	66	63	42	107	89	102	82	69	42	57	50	45	63	50	39			1,207
17.....	90	108	91	139	112	114	158	92	122	162	78	142	106	79	93	144	94	88	92	55			2,159
18.....	82	137	183	128	154	151	48	145	212	166	206	179	168	171	192	237	111	79	78	69	134		3,050
19.....	92	125	126	164	257	111	109	220	103	47	106	104	129	110	69	77	153						2,102
20.....	232	173	148	232	192	184	141	109	175	204	352	263	204	197	183	176	182	198	165	210	159	171	4,250
21.....	261	202	198	198	194	225	201	208	170	155	129	236	193	223	174	151	78	195					3,391
22.....	68	75	68	55	38	35	51	36	172	49	88	118	65	101	62	76	52						1,209
Grand Total.....																						39,362	

VOTES CAST AT
CITY ELECTION,
NOVEMBER 8, 1949.

Number of Persons Registered Who Voted, City Election, November 8, 1949.

WARDS.	PRECINCTS.																						Totals.
	1.	2.	3.	4.	5.	6.	7.	8.	9.	10.	11.	12.	13.	14.	15.	16.	17.	18.	19.	20.	21.	22.	
1.....	1,480	1,450	1,390	1,524	1,426	1,331	1,275	1,257	1,355	1,386	1,365	1,243											16,491
2.....	1,231	1,230	1,394	1,462	1,370	1,189	627	651															9,154
3.....	1,243	1,393	1,438	1,361	1,061	1,258	1,204	1,196	1,144	1,019	1,275	1,283											14,875
4.....	1,157	1,114	902	1,019	1,362	1,154	1,143	1,186	828	809													10,674
5.....	826	778	738	890	798	947	924	1,084	644	1,017	861	850	697	821	800	709							13,384
6.....	438	127	578	653	278	559	663	687	704	661	850	704	757	759	791	602							9,931
7.....	786	742	773	758	768	704	873	740	851	860	1,039	826	740	708	649	736	644	995					14,192
8.....	355	451	460	683	774	507	566	635	646	649	790	632	634	581	621	598							9,582
9.....	757	868	741	803	791	694	769	810	786	686	582	485	741	528	731								10,772
10.....	947	943	636	984	625	765	710	766	740	640	642	673	678	629	700	787	733						12,598
11.....	697	610	609	572	656	840	931	814	822	724	974	720	585	728	624	735							11,641
12.....	593	584	690	708	617	660	715	648	677	710	701	802	747	747	710	734	717	783	635				13,178
13.....	606	632	845	727	755	712	675	752	512	660	683	911	749	743	758	883							11,603
14.....	1,014	876	834	870	846	797	714	882	1,018	888	907	1,273	990	908	704	789	1,112	989	851	822	758		18,842
15.....	816	789	875	771	731	840	787	769	821	802	822	826	688	675	803								11,815
16.....	796	1,039	743	739	800	843	854	805	690	736	830	793	764	811	749	821	769	788	774	734			15,878
17.....	710	695	585	744	724	670	799	848	831	683	868	792	798	746	858	809	688	725	800	867			15,240
18.....	1,223	783	919	762	904	925	835	930	1,214	779	977	1,005	709	687	866	743	908	790	701	861	821		18,342
19.....	912	846	759	912	973	815	727	806	713	752	946	892	825	621	751	785	799						13,834
20.....	769	702	693	746	774	1,182	728	737	739	911	813	803	804	964	852	973	1,061	785	934	992	858	725	18,545
21.....	1,087	867	960	763	663	909	1,087	974	687	573	873	1,015	898	1,073	962	770	813	1,093					16,067
22.....	692	736	666	709	817	817	794	748	1,030	1,007	860	740	844	835	804	862	902						13,863
Grand Total.....																							300,501

Proportion of persons registered who voted, 74.34 per cent.

Votes Cast for Mayor, City Election, November 8, 1949.
WARD 1.

NAMES.	PRECINCTS.												Totals.
	1.	2.	3.	4.	5.	6.	7.	8.	9.	10.	11.	12.	
George F. Oakes.....	32	33	23	21	17	21	19	26	22	21	25	12	272
Patrick J. Sonny McDonough.....	124	144	208	318	143	110	139	120	94	109	107	83	1,099
James M. Curley.....	910	816	808	886	909	750	698	694	737	796	699	608	9,311
Walter A. O'Brien, Jr.....	8	18	22	19	12	13	14	10	7	9	17	4	153
John B. Hynes.....	402	320	294	243	315	423	366	407	408	438	508	531	4,655

WARD 2.

NAMES.	PRECINCTS.								Totals.
	1.	2.	3.	4.	5.	6.	7.	8.	
George F. Oakes.....	10	11	29	12	19	22	3	11	117
Patrick J. Sonny McDonough.....	67	92	81	90	110	88	55	53	636
James M. Curley.....	791	795	807	987	839	713	401	406	5,739
Walter A. O'Brien, Jr.....	10	5	9	7	11	15	2	3	62
John B. Hynes.....	329	325	445	351	378	351	164	175	2,518

Votes Cast for Mayor, City Election, November 8, 1949.
WARD 3.

NAMES.	PRECINCTS.												Totals.
	1.	2.	3.	4.	5.	6.	7.	8.	9.	10.	11.	12.	
George F. Oakes.....	16	21	14	15	19	7	19	30	27	24	24	42	258
Patrick J. Sonny McDonough.....	133	214	97	97	68	90	75	62	38	41	70	74	1,059
James M. Curley.....	783	760	889	834	641	720	643	558	578	585	826	669	8,486
Walter A. O'Brien, Jr.....	14	14	15	15	23	30	35	21	23	13	19	27	249
John B. Hynes.....	265	353	410	367	298	353	432	508	449	342*	323	389	4,489

WARD 4.

NAMES.	PRECINCTS.										Totals.
	1.	2.	3.	4.	5.	6.	7.	8.	9.	10.	
George F. Oakes.....	22	47	40	21	57	45	42	46	24	32	376
Patrick J. Sonny McDonough.....	43	45	61	54	31	35	25	38	18	14	364
James M. Curley.....	615	358	416	564	457	420	322	331	246	159	3,888
Walter A. O'Brien, Jr.....	25	20	26	23	13	15	25	21	8	7	183
John B. Hynes.....	445	637	348	356	770	541	722	750	529	597	5,695

Votes Cast for Mayor, City Election, November 8, 1949.
WARD 5.

NAMES.	PRECINCTS.															Totals.	
	1.	2.	3.	4.	5.	6.	7.	8.	9.	10.	11.	12.	13.	14.	15.		16.
George F. Oakes.....	31	29	15	32	24	25	19	39	15	26	32	31	14	20	20	29	401
Patrick J. Sonny McDonough.....	31	38	35	10	25	41	20	18	18	12	19	20	13	25	38	26	389
James M. Curley.....	505	360	316	75	199	325	99	150	83	140	169	141	184	205	191	165	3,307
Walter A. O'Brien, Jr.....	18	14	12	2	21	54	16	7	6	5	12	11	4	5	15	9	211
John B. Hynes.....	231	329	342	768	522	489	769	867	521	828	627	642	479	552	536	478	8,980

WARD 6.

NAMES.	PRECINCTS.															Totals.	
	1.	2.	3.	4.	5.	6.	7.	8.	9.	10.	11.	12.	13.	14.	15.		16.
George F. Oakes.....	7	1	7	7	2	5	5	8	17	15	17	23	9	16	15	8	162
Patrick J. Sonny McDonough.....	59	18	125	154	51	103	127	77	94	92	132	130	124	115	109	153	1,663
James M. Curley.....	293	78	356	346	165	316	318	440	435	394	456	385	386	357	469	293	5,487
Walter A. O'Brien, Jr.....	7	2	0	5	2	5	3	2	7	4	2	2	2	5	4	2	54
John B. Hynes.....	66	25	86	128	57	115	206	143	206	156	216	220	228	203	186	141	2,442

Votes Cast for Mayor, City Election, November 8, 1949.
WARD 7.

NAMES.	PRECINCTS.																		Totals.
	1.	2.	3.	4.	5.	6.	7.	8.	9.	10.	11.	12.	13.	14.	15.	16.	17.	18.	
George F. Oakes.....	8	3	31	8	6	12	14	4	6	7	17	14	11	16	19	10	5	12	203
Patrick J. Sonny McDonough.....	153	141	121	199	190	164	208	137	145	177	171	146	82	82	75	80	96	132	2,499
James M. Curley.....	348	348	401	338	336	324	443	409	446	423	545	361	384	321	300	302	326	534	6,889
Walter A. O'Brien, Jr.....	7	5	6	10	3	0	3	5	6	11	14	4	2	1	4	2	9	2	94
John B. Hynes.....	263	242	204	189	220	201	203	182	237	235	279	298	253	283	248	339	199	308	4,383

WARD 8.

NAMES.	PRECINCTS.																		Totals.
	1.	2.	3.	4.	5.	6.	7.	8.	9.	10.	11.	12.	13.	14.	15.	16.			
George F. Oakes.....	1	15	13	16	8	9	9	9	9	12	7	7	9	5	10	8	8	146	
Patrick J. Sonny McDonough.....	4	19	9	13	16	30	17	32	30	46	49	43	32	33	99	10	482	6,091	
James M. Curley.....	255	294	230	437	599	369	339	366	385	402	446	396	421	395	367	390	73	6,091	
Walter A. O'Brien, Jr.....	0	11	5	6	2	2	3	3	11	1	3	4	3	15	4	0	73	73	
John B. Hynes.....	93	109	201	200	129	91	192	223	202	186	278	168	165	121	125	187	2,670	2,670	

Votes Cast for Mayor, City Election, November 8, 1949.
WARD 9.

NAMES.	PRECINCTS.															Totals.
	1.	2.	3.	4.	5.	6.	7.	8.	9.	10.	11.	12.	13.	14.	15.	
George F. Oakes.....	23	21	14	26	32	8	30	15	16	11	11	6	25	8	10	256
Patrick J. Sonny McDonough.....	32	33	49	58	44	27	67	46	38	23	26	44	50	24	35	596
James M. Curley.....	496	480	439	462	511	358	443	518	507	417	400	320	390	386	440	6,517
Walter A. O'Brien, Jr.....	14	4	25	19	12	11	10	8	12	5	11	3	7	1	10	152
John B. Hynes.....	180	227	197	230	180	217	212	197	181	137	126	107	258	155	223	2,827

WARD 10.

NAMES.	PRECINCTS.																	Totals.
	1.	2.	3.	4.	5.	6.	7.	8.	9.	10.	11.	12.	13.	14.	15.	16.	17.	
George F. Oakes.....	15	10	0	10	8	7	13	20	37	30	11	17	20	12	18	27	14	269
Patrick J. Sonny McDonough.....	47	30	34	44	42	41	33	37	24	22	24	26	20	19	31	14	39	527
James M. Curley.....	575	647	323	634	338	416	394	406	364	290	435	455	427	341	397	309	373	7,124
Walter A. O'Brien, Jr.....	1	2	3	2	2	1	6	5	6	3	0	4	4	1	9	3	5	57
John B. Hynes.....	305	251	276	284	233	300	257	293	309	295	170	162	199	253	242	431	293	4,553

Votes Cast for Mayor, City Election, November 8, 1949.
WARD 11.

NAMES.	PRECINCTS.																Totals.
	1.	2.	3.	4.	5.	6.	7.	8.	9.	10.	11.	12.	13.	14.	15.	16.	
George F. Oakes.....	27	12	26	15	14	18	23	36	43	26	34	24	10	12	16	22	358
Patrick J. Sonny McDonough.....	37	15	36	30	28	58	40	20	30	36	74	35	39	60	26	29	593
James M. Curley.....	360	381	319	316	315	450	359	359	417	441	508	350	340	406	303	329	5,933
Walter A. O'Brien, Jr.....	20	1	8	3	21	0	29	8	1	8	9	2	2	3	0	0	115
John B. Hynes.....	247	196	213	205	275	303	472	383	329	210	341	301	192	236	277	352	4,532
All Others.....	0	0	0	0	0	0	0	1	0	0	0	0	0	0	0	0	1

WARD 12.

NAMES.	PRECINCTS.																Totals.			
	1.	2.	3.	4.	5.	6.	7.	8.	9.	10.	11.	12.	13.	14.	15.	16.		17.	18.	19.
George F. Oakes.....	24	47	30	9	10	22	19	31	19	12	11	12	3	14	9	14	7	12	13	318
Patrick J. Sonny McDonough.....	28	14	21	40	38	55	41	31	57	53	51	79	50	77	52	46	36	53	39	861
James M. Curley.....	299	272	280	315	344	250	399	326	318	254	308	308	199	243	152	184	204	212	214	5,081
Walter A. O'Brien, Jr.....	4	8	8	14	8	17	12	4	20	60	28	38	50	40	41	29	55	32	33	501
John B. Hynes.....	232	238	347	327	214	309	230	246	262	327	299	356	443	362	453	460	412	470	332	6,319

Votes Cast for Mayor, City Election, November 8, 1949.
WARD 13.

NAMES.	PRECINCTS.																Totals.
	1.	2.	3.	4.	5.	6.	7.	8.	9.	10.	11.	12.	13.	14.	15.	16.	
George F. Oakes.....	18	13	11	10	11	14	11	20	9	6	10	5	14	5	12	20	189
Patrick J. Sonny McDonough.....	41	63	68	57	65	67	61	64	47	87	82	91	95	70	51	82	1,091
James M. Curley.....	313	315	404	390	371	310	273	300	183	267	342	454	341	339	318	286	5,206
Walter A. O'Brien, Jr.....	3	2	2	13	7	1	1	5	1	2	2	1	4	1	3	10	58
John B. Hynes.....	225	237	347	246	297	315	326	358	269	292	241	352	290	326	372	485	4,978

WARD 14.

NAMES.	PRECINCTS.																					Totals.
	1.	2.	3.	4.	5.	6.	7.	8.	9.	10.	11.	12.	13.	14.	15.	16.	17.	18.	19.	20.	21.	
George F. Oakes.....	7	6	14	14	18	12	15	10	9	7	9	7	16	14	14	8	12	14	11	11	10	238
Patrick J. Sonny McDonough.....	87	105	84	73	63	46	55	63	95	61	89	92	69	61	45	82	99	102	63	57	45	1,536
James M. Curley.....	401	288	265	284	306	284	274	237	289	206	301	516	323	300	204	212	386	299	250	205	241	6,071
Walter A. O'Brien, Jr.....	45	28	42	48	33	8	16	31	36	50	4	5	45	35	12	53	75	94	34	42	26	762
John B. Hynes.....	470	443	425	443	426	444	353	539	582	547	465	616	529	488	426	428	532	466	484	498	434	10,038

Votes Cast for Mayor, City Election, November 8, 1949.

WARD 15.

NAMES.	PRECINCTS.															Totals.
	1.	2.	3.	4.	5.	6.	7.	8.	9.	10.	11.	12.	13.	14.	15.	
George F. Oakes.....	16	17	18	10	23	12	5	7	17	14	16	15	14	12	10	206
Patrick J. Sonny McDonough.....	80	70	80	62	70	88	76	61	51	79	83	102	146	96	89	1,233
James M. Curley.....	277	304	439	378	302	381	332	333	349	374	384	402	277	354	431	5,317
Walter A. O'Brien, Jr.....	7	7	1	0	11	1	2	1	1	4	0	4	1	2	4	46
John B. Hynes.....	431	386	331	318	316	352	372	363	402	331	335	301	246	207	262	4,953

WARD 16.

NAMES.	PRECINCTS.																				Totals.
	1.	2.	3.	4.	5.	6.	7.	8.	9.	10.	11.	12.	13.	14.	15.	16.	17.	18.	19.	20.	
George F. Oakes.....	21	19	15	13	8	8	12	6	19	18	15	13	28	8	21	16	5	19	6	7	277
Patrick J. Sonny McDonough.....	66	109	70	65	72	103	123	68	76	47	49	48	75	124	98	116	60	76	57	56	1,558
James M. Curley.....	320	429	269	261	244	258	313	319	198	190	260	216	246	282	243	301	262	238	221	257	5,327
Walter A. O'Brien, Jr.....	3	3	4	5	3	31	2	5	3	2	0	2	3	2	2	1	2	1	4	1	79
John B. Hynes.....	382	473	382	391	471	441	395	406	394	468	504	506	406	393	382	384	436	451	482	409	8,556

Votes Cast for Mayor, City Election, November 8, 1949.
WARD 17.

NAMES.	PRECINCTS.																				Totals.
	1.	2.	3.	4.	5.	6.	7.	8.	9.	10.	11.	12.	13.	14.	15.	16.	17.	18.	19.	20.	
George F. Oakes.....	18	19	12	10	15	18	13	9	17	26	16	16	10	10	11	15	11	6	32	17	301
Patrick J. Sonny McDonough.....	62	55	54	50	36	51	78	89	44	34	55	64	49	54	47	14	36	45	44	55	1,016
James M. Curley.....	224	191	181	243	229	196	215	336	303	171	278	278	323	261	232	262	193	223	252	270	4,861
Walter A. O'Brien, Jr.....	1	16	10	3	8	7	0	16	4	0	2	9	3	14	4	0	2	3	4	2	108
John B. Hynes.....	400	409	327	436	435	396	492	392	461	448	515	420	408	403	564	517	438	442	404	515	8,882

WARD 18.

NAMES.	PRECINCTS.																				Totals.	
	1.	2.	3.	4.	5.	6.	7.	8.	9.	10.	11.	12.	13.	14.	15.	16.	17.	18.	19.	20.		21.
George F. Oakes.....	13	16	15	38	42	33	20	52	175	58	114	56	47	43	49	57	47	27	30	30	31	993
Patrick J. Sonny McDonough.....	58	85	95	45	68	89	67	55	63	33	27	61	54	42	83	51	45	69	77	79	60	1,306
James M. Curley.....	554	246	298	212	237	240	418	294	308	245	240	320	202	205	231	137	337	350	240	309	278	5,901
Walter A. O'Brien, Jr.....	8	15	21	1	2	5	4	1	8	2	8	5	0	4	2	3	7	6	0	1	4	107
John B. Hynes.....	587	415	482	464	545	553	320	526	659	435	586	554	400	388	496	387	456	334	316	432	441	9,776
All Others.....	0	0	0	0	0	0	0	0	0	0	0	0	0	0	0	0	0	0	1	0	0	1

Votes Cast for Mayor, City Election, November 8, 1949.
WARD 19.

NAMES.	PRECINCTS.																	Totals.
	1.	2.	3.	4.	5.	6.	7.	8.	9.	10.	11.	12.	13.	14.	15.	16.	17.	
George F. Oakes.....	34	32	11	51	39	60	23	30	17	20	27	19	29	36	28	19	23	498
Patrick J. Sonny McDonough.....	19	16	20	28	21	26	19	27	32	30	30	40	49	22	40	42	27	488
James M. Curley.....	499	351	292	387	295	399	266	185	254	337	409	319	272	220	247	297	186	5,215
Walter A. O'Brien, Jr.....	5	5	5	2	1	3	4	2	1	5	1	5	3	1	7	2	3	55
John B. Hynes.....	349	439	422	434	603	324	411	559	409	354	476	506	466	341	425	420	554	7,492

WARD 20.

NAMES.	PRECINCTS.																						Totals.
	1.	2.	3.	4.	5.	6.	7.	8.	9.	10.	11.	12.	13.	14.	15.	16.	17.	18.	19.	20.	21.	22.	
George F. Oakes.....	36	43	31	22	23	21	20	14	28	42	19	22	17	12	46	32	18	8	19	22	19	52	566
Patrick J. Sonny McDonough.....	24	29	33	20	33	46	31	35	43	32	11	23	14	19	41	48	35	40	20	32	27	35	671
James M. Curley.....	192	187	222	180	214	319	192	272	221	242	131	147	229	206	265	316	302	174	264	218	231	223	4,947
Walter A. O'Brien, Jr.....	4	3	9	1	3	3	2	0	10	8	2	3	2	3	4	77	18	5	4	5	1	4	171
John B. Hynes.....	512	434	391	521	501	789	479	415	437	583	650	606	542	722	484	494	683	456	624	711	575	407	12,016

Votes Cast for Mayor, City Election, November 8, 1949.
WARD 21.

NAMES.	PRECINCTS.																		Totals.
	1.	2.	3.	4.	5.	6.	7.	8.	9.	10.	11.	12.	13.	14.	15.	16.	17.	18.	
George F. Oakes.....	34	34	36	27	31	25	35	17	31	26	35	19	13	13	10	12	15	18	431
Patrick J. Sonny McDonough.....	24	22	39	37	24	27	45	27	25	32	40	29	21	44	22	19	36	51	564
James M. Curley.....	246	239	306	244	214	255	347	256	208	180	267	293	201	242	226	198	272	330	4,524
Walter A. O'Brien, Jr.....	19	12	15	8	13	14	25	10	3	1	10	20	9	20	12	26	18	14	249
John B. Hynes.....	759	558	563	447	378	588	630	637	418	331	517	650	654	745	480	508	469	676	10,037

WARD 22.

NAMES.	PRECINCTS.																	Totals.
	1.	2.	3.	4.	5.	6.	7.	8.	9.	10.	11.	12.	13.	14.	15.	16.	17.	
George F. Oakes.....	29	21	23	12	20	9	15	19	22	13	17	28	13	34	15	17	29	336
Patrick J. Sonny McDonough.....	108	101	47	172	139	80	62	56	51	73	85	58	78	73	83	50	83	1,399
James M. Curley.....	227	222	285	267	313	354	264	320	239	335	335	231	268	259	316	213	310	4,758
Walter A. O'Brien, Jr.....	10	1	6	2	42	3	0	8	10	6	4	7	1	3	2	10	5	120
John B. Hynes.....	310	386	300	251	294	365	440	321	707	577	410	413	478	463	385	570	469	7,139

**Total Votes Cast by Wards for Mayor, City Election,
November 8, 1949.**

WARDS.	GEORGE F. OAKES.	PATRICK J. SONNY McDONOUGH.	JAMES M. CURLEY.	WALTER A. O'BRIEN, JR.	JOHN B. HYNES *	All Others.
1.....	272	1,619	9,311	153	4,655	0
2.....	117	636	5,739	62	2,518	0
3.....	258	1,059	8,486	249	4,489	0
4.....	376	364	3,888	183	5,695	0
5.....	401	389	3,307	211	8,980	0
6.....	162	1,663	5,487	54	2,442	0
7.....	203	2,499	6,889	94	4,383	0
8.....	146	482	6,091	73	2,670	0
9.....	256	596	6,517	152	2,827	0
10.....	269	527	7,124	57	4,553	0
11.....	358	593	5,953	115	4,532	1
12.....	318	861	5,081	501	6,319	0
13.....	189	1,091	5,206	58	4,978	0
14.....	238	1,536	6,071	762	10,038	0
15.....	206	1,233	5,317	46	4,953	0
16.....	277	1,558	5,327	79	8,556	0
17.....	301	1,016	4,861	108	8,882	0
18.....	993	1,306	5,901	107	9,776	1
19.....	498	488	5,215	55	7,492	0
20.....	566	671	4,947	171	12,016	0
21.....	431	564	4,524	249	10,037	0
22.....	336	1,399	4,758	120	7,139	0
Totals.....	7,171	22,230	126,000	3,659	137,930	2

* Elected.

Total Votes Cast by Wards for School Committee, City Election,
November 8, 1949.

WARDS.	KATHLEEN T. RYAN DACEY.*	THOMAS XAVIER MURPHY.	PATRICK J. FOLEY.	OTIS A. HOOD.	RALPH W. SULLIVAN.	CLEMENT A. NORTON.	MICHAEL J. WARD.*	ALICE LYONS.	JOHN A. BREEN.	All Others.
1.....	3,385	588	4,262	631	2,048	3,419	6,793	2,221	934	0
2.....	2,959	447	2,734	144	1,542	2,077	3,509	1,068	577	0
3.....	2,776	544	3,114	924	1,474	2,930	5,713	2,293	1,058	0
4.....	3,643	321	1,857	1,044	1,403	2,695	3,349	1,438	1,213	0
5.....	5,760	461	2,350	1,178	2,863	3,123	3,205	2,117	1,746	0
6.....	2,364	341	5,915	186	889	1,941	3,387	986	560	0
7.....	4,148	620	6,991	279	1,795	2,871	5,078	1,506	1,178	0
8.....	3,030	417	2,677	285	1,221	2,187	4,182	955	703	0
9.....	2,577	342	2,035	1,525	1,369	2,165	4,354	1,171	643	0
10.....	7,021	414	2,628	246	1,425	2,505	4,863	1,463	949	0
11.....	4,603	467	3,014	423	1,604	2,926	4,259	1,784	814	0
12.....	4,096	340	2,846	2,012	2,008	2,988	3,717	1,948	1,716	91
13.....	4,417	537	4,123	342	1,900	2,612	4,029	1,201	956	0
14.....	5,660	550	3,625	2,291	2,924	3,956	4,808	2,698	3,934	0
15.....	4,659	647	3,825	217	2,105	2,674	4,170	1,221	901	0
16.....	6,064	817	5,480	298	3,136	3,144	5,366	1,584	2,332	0
17.....	5,893	1,292	3,449	490	5,918	2,837	3,980	1,548	1,497	0
18.....	6,178	791	4,666	662	2,793	6,618	5,638	2,770	1,809	1
19.....	5,651	425	3,708	349	2,861	3,225	4,822	2,241	1,323	0
20.....	7,120	481	5,425	567	3,582	4,270	6,694	2,826	2,218	0
21.....	6,191	368	3,224	895	2,709	2,928	6,743	2,631	2,222	0
22.....	6,025	455	3,528	373	2,379	2,178	6,758	1,601	1,099	0
Totals..	104,220	11,665	81,476	15,361	49,948	66,269	105,417	39,271	30,382	92

* Elected.

Votes Cast for City Council, City Election, November 8, 1949.
WARD 1.

NAMES.	PRECINCTS.												Totals.
	1.	2.	3.	4.	5.	6.	7.	8.	9.	10.	11.	12.	
Saverio F. Caggiano.....	33	9	21	19	13	65	36	34	29	21	47	31	358
Michael A. Porrazzo.....	175	241	410	697	400	183	230	180	149	106	159	115	3,045
Michael Pastore.....	348	546	560	524	402	357	312	230	292	188	276	229	4,264
Edwin T. Casey.....	103	72	11	11	43	32	21	41	33	39	31	48	485
James S. Coffey *.....	577	441	222	185	446	468	346	534	408	695	647	582	5,611
Anthony L. Bruno.....	122	45	63	22	26	87	199	54	122	96	94	77	1,007
Thomas A. Riley, Jr.....	28	17	9	4	22	48	11	38	67	191	36	86	557
Saverio L. Pellegrini.....	65	62	66	42	39	72	82	45	66	32	53	53	677

WARD 2.

NAMES.	PRECINCTS.								Totals.
	1.	2.	3.	4.	5.	6.	7.	8.	
Andrew B. Clancy.....	84	58	148	65	60	76	55	42	588
Robert F. McCormick.....	399	580	353	569	452	401	173	230	3,157
Michael Leo Kinsella *.....	712	546	840	769	731	651	380	353	4,982

* Elected.

Votes Cast for City Council, City Election, November 8, 1949.
WARD 3.

NAMES.	PRECINCTS.												Totals.
	1.	2.	3.	4.	5.	6.	7.	8.	9.	10.	11.	12.	
Robert B. DiFruscio.....	22	7	16	14	11	20	12	27	14	14	22	22	201
Thomas Corey.....	14	17	8	9	17	23	27	41	40	258	202	289	945
Michael Bevilacqua.....	657	957	794	560	119	121	94	91	169	55	99	61	3,777
Frederick C. Langone.....	382	264	464	590	265	211	154	188	214	168	250	183	3,333
George T. Lanigan *.....	83	78	99	122	508	718	711	615	407	406	565	506	4,818
Charles G. Haddad.....	6	3	3	5	11	9	10	13	13	11	33	68	185
Angelo Morello.....	36	33	25	29	117	142	65	144	94	42	29	45	801

WARD 4.

NAMES.	PRECINCTS.										Totals.
	1.	2.	3.	4.	5.	6.	7.	8.	9.	10.	
Francis X. Sheehan.....	164	99	68	51	130	205	101	160	120	87	1,185
Perlie Dyar Chase *.....	433	615	368	326	731	617	624	684	449	456	5,303
John J. O'Keefe.....	163	101	148	125	235	150	79	75	129	67	1,272
John D. Leach.....	109	45	30	39	58	81	192	101	57	56	768
James H. D. Balley.....	128	149	200	412	90	53	53	76	32	56	1,249

* Elected.

Votes Cast for City Council, City Election, November 8, 1949.

WARD 5.

NAMES.	PRECINCTS.																Totals.
	1.	2.	3.	4.	5.	6.	7.	8.	9.	10.	11.	12.	13.	14.	15.	16.	
John E. Yerra *	221	217	245	581	393	400	592	657	385	697	473	463	334	276	258	356	6,548
Forrest F. Chauncey	48	96	64	24	62	60	39	62	15	30	33	34	51	362	393	97	1,470
James J. Gannon, Jr.	427	241	190	43	68	88	53	62	48	41	61	65	75	46	39	50	1,597
Edward J. Goodfellow	76	133	147	149	197	279	157	212	128	131	195	195	151	71	74	117	2,412

WARD 6.

NAMES.	PRECINCTS.																Totals.
	1.	2.	3.	4.	5.	6.	7.	8.	9.	10.	11.	12.	13.	14.	15.	16.	
Francis E. Keefe	27	12	99	39	19	75	44	107	79	76	84	66	47	35	58	25	892
Frank J. Ivas	2	1	13	39	11	28	27	7	15	11	34	18	7	31	37	35	316
Francis E. Skerry	65	26	63	121	37	167	260	230	305	240	297	304	273	331	248	102	3,069
David J. Breadmore	56	9	84	109	48	62	26	21	32	24	23	20	34	23	35	152	758
John B. Wenzler *	271	73	300	308	155	203	278	292	316	299	353	324	363	313	382	264	4,494

* Elected.

Votes Cast for City Council, City Election, November 8, 1949.
WARD 7.

NAMES.	PRECINCTS.																		Totals.
	1.	2.	3.	4.	5.	6.	7.	8.	9.	10.	11.	12.	13.	14.	15.	16.	17.	18.	
John Flaherty.....	37	32	53	73	51	71	62	75	72	74	161	41	38	29	19	31	38	157	1,114
Frank J. Guaragna.....	50	33	37	52	32	45	33	32	36	47	23	79	50	72	172	152	61	55	1,061
Francis W. Keating, Jr.....	43	83	37	57	62	35	99	86	120	151	289	128	75	43	33	77	32	230	1,680
Arthur M. Fitzgerald.....	160	120	382	120	137	87	75	74	98	100	32	29	17	19	19	26	202	23	1,720
Thomas E. Lincban *.....	438	444	235	403	440	435	555	420	421	460	409	514	528	504	354	402	261	472	7,755

WARD 8.

NAMES.	PRECINCTS.																Totals.
	1.	2.	3.	4.	5.	6.	7.	8.	9.	10.	11.	12.	13.	14.	15.	16.	
Charles Ianello.....	184	232	190	308	497	235	190	237	203	258	345	384	242	229	281	149	4,164
William F. Hurley *.....	156	190	253	352	236	254	346	377	415	366	422	220	369	346	320	436	5,058
All Others.....	0	0	0	0	0	0	0	1	0	0	0	0	0	0	0	0	1

* Elected.

Votes Cast for City Council, City Election, November 8, 1949.
WARD 9.

NAMES.	PRECINCTS.															Totals.
	1.	2.	3.	4.	5.	6.	7.	8.	9.	10.	11.	12.	13.	14.	15.	
Ernest G. Keilher.....	86	163	57	34	41	20	36	42	44	57	60	108	54	62	63	927
Daniel F. Sullivan.....	498	540	425	200	252	58	56	192	163	234	307	272	397	321	462	4,377
David B. O'Neill.....	25	23	14	5	6	8	17	15	8	35	38	33	221	64	104	616
Laurence H. Banks.....	95	101	216	529	438	586	628	519	528	325	162	55	52	59	78	4,371

At the time of completion of this report, the matter of the City Council contest in Ward 9 was pending before the State Supreme Judicial Court. Upon the advice of the Law Department, no Certificate of Election has been issued to any candidate pending such appeal.

WARD 10.

NAMES.	PRECINCTS.															Totals.		
	1.	2.	3.	4.	5.	6.	7.	8.	9.	10.	11.	12.	13.	14.	15.		16.	17.
Francis Patrick Tracey*.....	525	460	266	546	341	408	403	387	342	351	404	426	331	429	427	368	376	6,790
William A. Carey.....	412	473	352	432	279	356	293	357	288	264	220	222	319	185	258	389	338	5,437

* Elected.

Votes Cast for City Council, City Election, November 8, 1949.
WARD 11.

NAMES.	PRECINCTS.																Totals.
	1.	2.	3.	4.	5.	6.	7.	8.	9.	10.	11.	12.	13.	14.	15.	16.	
Thomas M. Coyne.....	135	40	99	66	82	34	85	76	63	22	80	47	44	124	66	39	1,102
John P. Hanley.....	222	187	175	216	200	226	188	292	344	479	553	288	314	241	262	220	4,407
Philip A. Tracy *.....	303	358	305	280	346	564	604	408	400	208	316	358	206	346	279	460	5,741

WARD 12.

NAMES.	PRECINCTS.																Totals.			
	1.	2.	3.	4.	5.	6.	7.	8.	9.	10.	11.	12.	13.	14.	15.	16.		17.	18.	19.
Theodore Mantlo.....	22	26	41	122	61	44	46	138	43	17	5	14	12	7	6	7	9	6	3	629
Milton Cook *.....	223	277	260	305	220	296	304	284	318	319	280	344	372	365	358	327	314	428	268	5,862
George J. Brackman.....	250	124	233	164	189	172	176	118	200	272	147	245	299	280	286	352	351	299	205	4,362
Albert J. O'Maley.....	62	130	134	86	118	52	40	52	54	15	14	21	11	5	8	4	3	3	3	815
All Others.....	0	0	0	0	0	21	86	5	0	17	215	115	5	26	0	0	0	2	91	583

* Elected.

Votes Cast for City Council, City Election, November 8, 1949.
WARD 13.

NAMES.	PRECINCTS.																Totals.
	1.	2.	3.	4.	5.	6.	7.	8.	9.	10.	11.	12.	13.	14.	15.	16.	
Thomas J. Hannon *	524	530	729	585	634	610	575	626	439	527	569	786	648	620	589	597	9,588
All Others	0	2	0	3	0	0	1	2	0	0	1	0	2	0	0	0	11

WARD 14.

NAMES.	PRECINCTS.																Totals.					
	1.	2.	3.	4.	5.	6.	7.	8.	9.	10.	11.	12.	13.	14.	15.	16.		17.	18.	19.	20.	21.
Hubert I. Yorra	63	72	52	83	76	85	78	85	72	78	170	119	59	51	43	39	46	56	74	79	44	1,524
Julius Ansel *	673	560	551	601	527	477	456	614	724	636	560	802	714	613	431	569	825	700	547	545	507	12,632
David Gorfinkle	190	108	116	142	156	105	76	99	180	125	102	255	132	178	170	127	170	162	178	138	139	3,108
All Others	0	0	1	0	0	2	2	1	0	9	1	7	0	0	3	8	0	8	0	9	0	51

* Elected.

Votes Cast for City Council, City Election, November 8, 1949.
WARD 15.

NAMES.	PRECINCTS.															Totals.
	1.	2.	3.	4.	5.	6.	7.	8.	9.	10.	11.	12.	13.	14.	15.	
John J. Sullivan.....	30	24	17	24	19	18	28	15	41	23	33	35	21	34	29	391
Stephen A. Murphy.....	11	6	6	5	3	3	10	7	13	20	13	14	9	8	8	136
John B. Kelly.....	214	206	263	283	317	314	303	369	258	291	336	247	208	163	306	4,078
Fred O. Stolz.....	33	19	11	28	42	93	25	21	32	26	15	16	12	21	18	412
Robert J. Ramsey *.....	391	380	514	389	284	380	306	334	407	417	379	476	386	411	391	5,935
George B. Nelson.....	114	116	35	10	37	16	10	10	29	15	21	25	25	15	23	501

WARD 16.

NAMES.	PRECINCTS.																				Totals.
	1.	2.	3.	4.	5.	6.	7.	8.	9.	10.	11.	12.	13.	14.	15.	16.	17.	18.	19.	20.	
Thomas F. Brennan.....	93	105	111	125	93	110	337	191	126	28	62	91	101	164	102	99	62	55	84	188	2,327
John J. Kearns.....	60	41	70	94	115	159	124	122	68	46	31	31	25	28	34	61	36	36	44	102	1,327
Francis F. Foley.....	96	335	91	57	72	65	40	60	50	54	60	35	60	46	81	60	44	30	58	39	1,433
John J. Beades *.....	494	522	425	436	449	469	313	354	408	578	630	614	558	539	492	567	599	630	551	370	9,998

* Elected.

Votes Cast for City Council, City Election, November 8, 1949.
WARD 17.

NAMES.	PRECINCTS.																				Totals.
	1.	2.	3.	4.	5.	6.	7.	8.	9.	10.	11.	12.	13.	14.	15.	16.	17.	18.	19.	20.	
Jeremiah J. Collins, Jr.....	25	28	10	10	13	11	8	13	14	21	21	18	10	35	150	35	27	16	11	26	502
Thomas J. Lynch.....	204	145	94	49	102	153	106	95	74	39	138	81	104	105	88	133	66	55	85	80	1,996
Edward B. Walsh.....	50	50	42	92	44	59	87	120	108	89	278	174	164	172	161	100	99	228	328	135	2,580
Harvard Y. Pond.....	27	35	37	92	27	22	62	237	272	55	21	122	144	67	26	21	25	19	28	17	1,376
John E. Troy, Jr.....	148	116	61	106	132	157	166	62	134	196	239	144	129	97	258	271	265	262	145	408	3,496
Anthony J. Farin *.....	201	260	292	347	360	201	329	265	177	167	116	198	177	239	137	193	170	108	151	170	4,258

WARD 18.

NAMES.	PRECINCTS.																				Totals.	
	1.	2.	3.	4.	5.	6.	7.	8.	9.	10.	11.	12.	13.	14.	15.	16.	17.	18.	19.	20.		21.
James J. Tobin.....	80	80	69	46	35	49	21	48	95	203	325	38	32	43	61	24	34	65	24	25	45	1,442
Michael Herbert Cantwell *.....	787	429	583	570	647	666	326	562	681	269	325	593	451	477	612	209	535	472	372	469	596	10,631
Lawrence Paul Howley.....	289	189	195	110	187	171	455	286	436	255	289	344	205	142	150	170	296	224	271	343	133	5,140

* Elected.

Votes Cast for City Council, City Election, November 8, 1949.

WARD 19.

NAMES.	PRECINCTS.																	Totals.
	1.	2.	3.	4.	5.	6.	7.	8.	9.	10.	11.	12.	13.	14.	15.	16.	17.	
Thomas E. McGuiggan.....	80	101	87	101	172	128	115	117	82	87	52	97	78	90	119	95	82	1,683
Francis X. Fenton.....	301	195	294	216	224	223	144	91	71	109	142	165	146	94	122	151	103	2,791
Thomas L. McCormack *.....	507	518	378	558	503	440	431	562	528	528	698	594	563	402	474	506	478	8,668

WARD 20.

NAMES.	PRECINCTS.																	Totals.					
	1.	2.	3.	4.	5.	6.	7.	8.	9.	10.	11.	12.	13.	14.	15.	16.	17.		18.	19.	20.	21.	22.
Theodore F. Lyons.....	322	277	196	257	438	448	250	286	231	175	178	161	146	219	181	231	261	154	287	251	189	240	5,378
Charles J. Feeney.....	12	23	25	18	25	59	26	47	38	38	34	57	115	44	36	72	92	58	49	51	42	25	986
Walter D. Bryan *.....	367	313	400	376	260	561	392	344	421	494	515	509	509	610	527	597	664	525	554	592	565	371	10,466
John F. Shamon.....	27	47	34	61	31	22	26	19	28	135	41	27	18	30	77	26	21	29	15	28	26	52	820

* Elected.

Votes Cast for City Council, City Election, November 8, 1949.
WARD 21.

NAMES.	PRECINCTS.																		Totals.
	1.	2.	3.	4.	5.	6.	7.	8.	9.	10.	11.	12.	13.	14.	15.	16.	17.	18.	
Edmund V. Lane *.....	756	666	741	580	536	743	839	782	579	483	691	819	728	806	709	601	645	920	12,624
All Others.....	0	0	0	1	2	0	0	0	0	1	0	0	0	0	0	0	0	1	5

WARD 22.

NAMES.	PRECINCTS.																		Totals.
	1.	2.	3.	4.	5.	6.	7.	8.	9.	10.	11.	12.	13.	14.	15.	16.	17.		
Vincent J. Shanley *.....	486	511	437	500	632	478	563	583	479	732	700	573	608	609	649	498	744	9,782	
John E. Kennedy.....	59	81	66	56	69	193	138	88	62	135	93	83	75	115	78	120	73	1,584	
Martin M. Kelly.....	21	19	15	8	22	8	16	17	16	27	17	22	85	35	26	38	8	400	
Benjamin A. Gold.....	82	90	120	105	69	118	40	27	404	72	29	34	38	38	29	165	47	1,507	

* Elected.

Votes Cast by Wards for Question of Plan A Form of
Government, City Election, November 8, 1949.

"Shall the City of Boston adopt the form of Government defined as Plan A under the provisions of an act passed by the General Court in the year nineteen hundred and forty-eight, and consisting of a Mayor, a city council of nine members elected at large, and a school committee of five members elected at large, with all candidates therefor being nominated by preliminary elections?"

WARDS.	Yes.	No.
1.....	5,617	3,303
2.....	3,358	2,625
3.....	4,564	2,310
4.....	5,148	1,983
5.....	7,826	2,498
6.....	4,565	2,560
7.....	6,894	3,841
8.....	4,443	2,472
9.....	4,603	2,548
10.....	6,035	3,624
11.....	5,718	3,104
12.....	6,411	3,283
13.....	5,930	3,079
14.....	8,486	4,693
15.....	5,591	3,351
16.....	7,887	4,626
17.....	8,047	3,949
18.....	9,967	4,528
19.....	7,702	3,591
20.....	10,655	4,772
21.....	9,376	3,580
22.....	7,339	3,562
Totals.....	146,162	73,882


CITY OF BOSTON  PRINTING DEPARTMENT

BOSTON PUBLIC LIBRARY

BOSTON PUBLIC LIBRARY

BOSTON PUBLIC LIBRARY

BOSTON PUBLIC LIBRARY



THE PUBLIC LIBRARY

OF THE

CITY OF BOSTON

FORM NO. 322: 1.9.48: 2M.