



1958

ANNUAL REPORT

POLICE DEPARTMENT — CITY OF BOSTON

PUBLIC
DOCUMENT
No. 49

GOVDOC
6455
.62

[PUBLIC DOCUMENT — NO. 49]

The Commonwealth of Massachusetts

Fifty-third Annual Report

OF THE

POLICE COMMISSIONER

FOR THE

CITY OF BOSTON

FOR THE

YEAR ENDING NOVEMBER 30, 1958



PRINTED BY ORDER OF THE POLICE COMMISSIONER

Table of Contents

	PAGE
Letter to the Governor	5
Department Heads	7
Organization of the Department	9
The Department	10
Police Force	10
Signal Service	10
Employees of the Department	10
Recapitulation	10
Distribution and Changes	11
Police Officers Injured While on Duty	11
Awarding of Departmental Medals	12-17
Department in Action	18
Arrests	18
Uniform Crime Record Reporting	19
Bureau of Criminal Investigation	20
Detective Bureau	21
Automobile Unit	21
Lost and Stolen Property Unit	23
Homicide Unit	24
Domestic Relations Unit	26
Narcotics and Vice Unit	28
Ballistics Unit	30
Biological Chemist	33
Traffic Division	34
Traffic Problem	34
Parking	35
Walker Safety Award	36
M-1 Safety Squad	38
Expressway and Off-Street Parking Progress	39
Other Activities	39
Central Complaint and Records Bureau	40
Central Complaint Room	41-43
Criminal Records and Identification Section	43-47

Table of Contents

	PAGE
Crime Prevention Bureau	48-50
Police Signal System	51
Harbor Service	52
Training	53
Police Academy	53
Medical Department	55
City Prison	56
House of Detention	57
Motor Vehicle Service	58
Combination Ambulances	59
Hackney Carriages	60, 61
Listing Work in Boston	62, 63
Special Police	64, 65
Property Clerk	66
Special Events	67-72
Pensions and Benefits	73
Statistical Tables	75
Distribution of the Police Force, Signal Service and Other Employees	76, 77
Changes in Authorized and Actual Strength of Police Department	78
List of Police Officers in Active Service Who Died During the Year	79
Members of Department Retired	80
Officers Promoted	81
Members of Police Force Appointed in the Year Indicated	82
Members of Police Force Born in the Year Indicated	83
Number of Days' Absence from Duty by Reason of Disability	84
Accidents	84
Number of Arrests by Police Divisions	85
Arrests and Offenses	86-94
Age and Sex of Persons Arrested	95
Licenses of All Classes Issued	86, 97
Dog Licenses	98
Financial Statement	99
Male and Female Residents Listed	100, 101



His Excellency Foster Furcolo
Governor



LEO J. SULLIVAN
COMMISSIONER

THE COMMISSIONER'S OFFICE
154 BERKELEY STREET
BOSTON, MASSACHUSETTS
December 1, 1958

To His Excellency Foster Furcolo
Governor of the Commonwealth

Your Excellency:

In compliance with the provisions of Chapter 291, Acts of 1906, as amended, I have the honor to submit the following report of the activities of the Boston Police Department for the year ending November 30, 1958.

It is a pleasure to express my appreciation to the members of the Department for their loyalty and efficiency in carrying out their assignments.

I extend my sincere thanks to Your Excellency for the support you have given the Department during the past year.

Respectfully submitted,

A handwritten signature in cursive script that reads "Leo J. Sullivan".

Police Commissioner

LJS:R



Leo J. Sullivan
Commissioner

Department Heads

Police Commissioner

LEO J. SULLIVAN

Superintendent

FRANCIS J. HENNESSY

Deputy Superintendents

JOHN J. DANEHY, *Chief Clerk*

ANDREW MARKHARD, *Training and Inspector of Divisions*

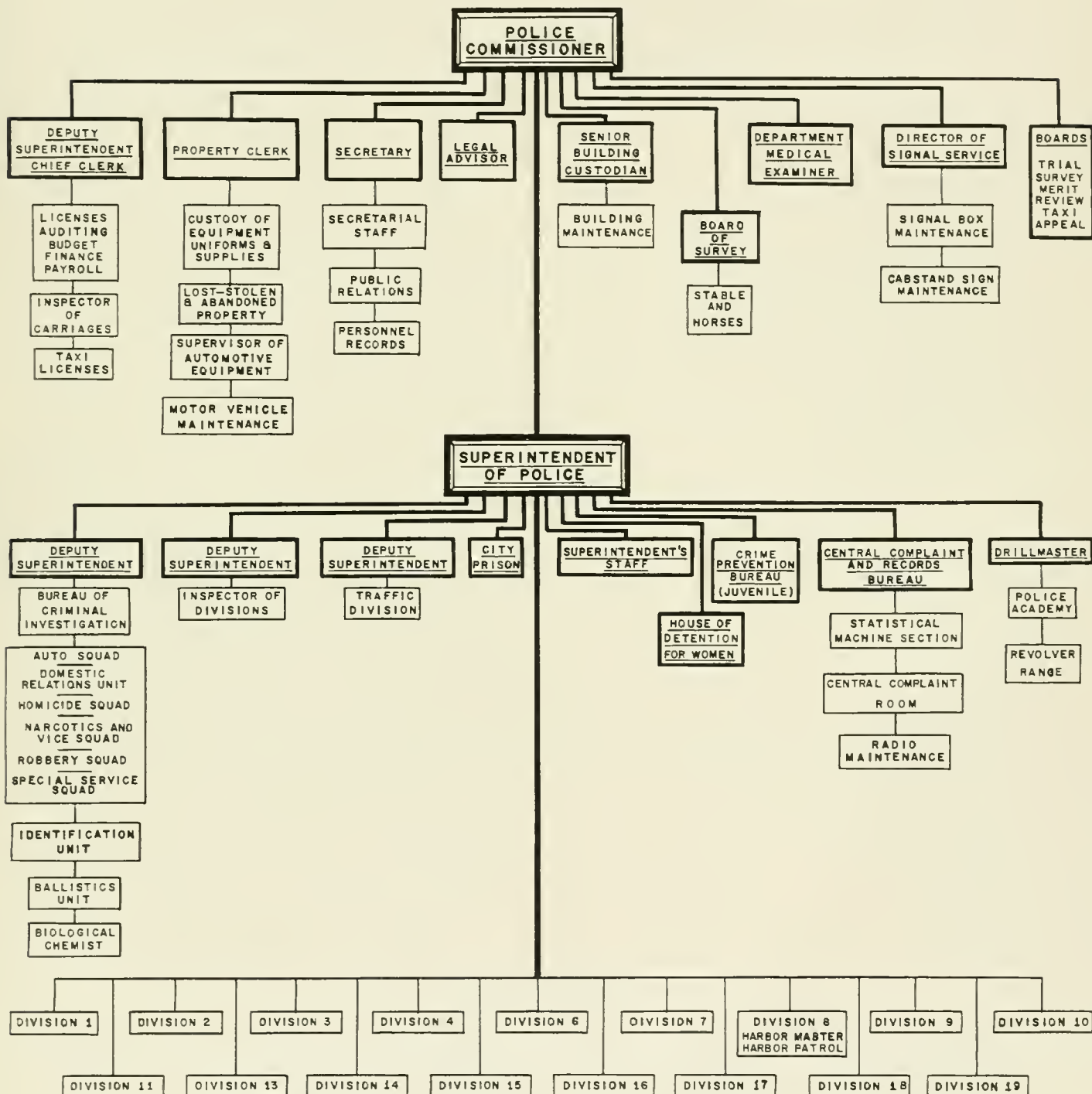
JAMES J. HINCHEY, *Traffic Division*

FRANCIS M. TIERNAN, *Bureau of Criminal Investigation*



Francis J. Hennessy
Superintendent

ORGANIZATION OF THE BOSTON POLICE DEPARTMENT



The Department

The Police Department is at present constituted as follows:

POLICE COMMISSIONER	1
SECRETARY	1
CONFIDENTIAL SECRETARY	1
ASSISTANT SECRETARIES	2

The Police Force

Superintendent	1	Detectives (First, Second, and Third Grade)	*185
Deputy Superintendents	4	Patrolmen	†2,272
Captains	28	Patrolwomen	6
Lieutenants and Lieutenant-Detectives	83	Total	2,811
Sergeants and Sergeant-Detectives	232		

* Includes 1 patrolwoman

† Includes 5 patrolmen in armed service

Signal Service

Director	1	Painter and Groundman	1
Chauffeur-Laborers	3	Signalmen	9
Linemen	10	Total	25
Machinist	1		

Employees of the Department

(NOT INCLUDED IN ABOVE)

Biological Chemist	1	Laborer-Relief Elevator Operators	2
Assistant Biological Chemist	1	Matron, Assistant Chief	1
Chauffeur	1	Matrons, Assistant	10
Chauffeur-Laborer	1	Mechanics	19
Cleaners	4	Medical Examiner	1
Clerks	23	Property Clerk	1
Clerk-Stenographers	3	Repairman	1
Diesel and Gasoline Engine Operator	1	Senior Building Custodian	1
Elevator Operators	8	Junior Building Custodians	5
Elevator Operator-Laborers	2	Shorthand Reporters	2
Firemen (Stationary)	7	Statistical Machine Operators	17
Fireman (Steam)	1	Statisticians	2
Hostlers	9	Stenographers	13
Janitors	35	Telephone Operators	12
Janitresses	2	Total	197
Laborers	11		

Recapitulation

Police Commissioner	1	Police Force	2,811
Secretary	1	Signal Service	25
Confidential Secretary	1	Employees	197
Assistant Secretaries	2	Grand Total	3,038

Distribution and Changes

Distribution of the Police Force is shown by Table 1. During the year 48 patrolmen were appointed; 30 patrolmen resigned (4 while charges were pending); 10 patrolmen were reinstated; 1 patrolman terminated his services; 1 patrolman was dismissed; 2 captains were promoted to deputy superintendents; 7 lieutenants were promoted to captains; 3 lieutenants assigned as lieutenant-detectives; 10 sergeants were promoted to lieutenants; 8 sergeants assigned as sergeant-detectives; 26 patrolmen promoted to sergeants; 45 patrolmen assigned as third-grade detectives; 1 deputy superintendent, 1 captain, 5 lieutenants, 9 sergeants and 36 patrolmen were retired on pensions; 2 captains and 5 patrolmen died. (See Tables III, IV, and V.)

Police Officers Injured While on Duty

Police officers injured performing police duty during the past year showing number of duties lost. Also number of duties lost by police officers injured prior to December 1, 1957.

HOW INJURED	Number of Men Injured in Year Ending Nov. 30, 1958	Duties Lost by Such Men	Number of Duties Lost This Year by Men on Account of Injuries Received Previous to Dec. 1, 1957
In arresting prisoners	62	1,174	630
In pursuing criminals	8	40	466
By cars and other vehicles	61	1,610	1,470
Various other causes	120	1,365	1,376
Totals	254	4,189	3,942

Walter Scott Medal for Valor

In 1922 Walter Scott created a fund with his gift to the City of Boston of \$2,000 for the purpose of honoring the fireman or policeman who, in the judgment of the Commissioner of his department, had "especially distinguished himself for valor" during the calendar year.



Department Medal of Honor

Established by an act of the City Council on February 7, 1898, for any member cited for extraordinary courage or bravery.



Walter Scott Medal for Valor



Department Medal of Honor

— The —
 Boston Police Relief Association
 Presents the
Thomas F. Sullivan Memorial Award
 to
Herbert T. Lynch
 for
 Exceptional and Outstanding Police Duty
1957

Charles A. Emery

Date December 9, 1957

Leo Sullivan

John B. McNamee

Awarding of Departmental Honors



Lt. Gov. Robert F. Murphy



Att. Gen. Edward J. McCormack, Jr.



Comm. Leo J. Sullivan



His Eminence Richard Cardinal Cushing



Supt. Francis J. Hennessy



Leo L. Laughlin
New England F.B.I. Chief



Hector Pelletier
Police Chief, Cohasset, Mass.

Award of Medals

The Walter Scott Medal for Valor for 1958, the Thomas F. Sullivan Awards, and Department Medals of Honor, as recommended by a Police Board of Merit, were awarded at the annual ball of the Boston Police Relief Association held at the Boston Garden, December 9, 1958, as follows:

The Walter Scott Medal for Valor, the Thomas F. Sullivan Award, and a Department Medal of Honor to Patrolman Joseph M. Branley, Division 2

Patrolman Joseph M. Branley of Division 2 is hereby awarded the Walter Scott Medal for Valor, the Thomas F. Sullivan Award, and a Department Medal of Honor for meritorious duty performed on April 25, 1958.

On April 25, 1958, Patrolmen Joseph M. Branley and John F. X. Joyce were dispatched to investigate a holdup of a finance company. En route they alerted two officers who guarded the entrances to the building. Patrolmen Branley and Joyce proceeded to the second floor office of the finance company where Patrolman Branley ordered the armed gunman to surrender. Officer Branley was wounded in the exchange of shots with the gunman who attempted to flee. Patrolman Patrick J. Conroy and Austin L. Cannon, Jr., immediately ascended to the second floor and in a fusillade of shots the fleeing gunman was fatally wounded. The slain gunman had a long criminal record and was wanted for similar robberies in this community.

Thomas F. Sullivan Awards and Department Medals of Honor

The Thomas F. Sullivan Award and Department Medal of Honor are hereby awarded to Patrolmen John F. X. Joyce and Austin L. Cannon, Jr., of Division 2 and Patrick J. Conroy of the Traffic Division for meritorious service on April 25, 1958.

On April 25, 1958, these officers performed outstanding police work in the case just cited, in which a police officer was seriously injured when shot by a vicious criminal attempting to escape after committing the crime of robbery.

* * * * *

Sergeant James F. McKenna of Division 1 is awarded the Thomas F. Sullivan Award and a Department Medal of Honor for meritorious duty performed on March 17, 1958.

On the morning of March 17, 1958, a man entered a building, went to the eighth floor, climbed out on a one-foot ledge, and threatened to jump. Sergeant McKenna, with other officers, responded immediately and pleaded with the man to come away from the ledge but he ignored their pleas. He did request, however, that a certain priest be notified. The priest was immediately dispatched to the scene, along with two other priests, but despite all pleading the man refused to leave the ledge.

Sergeant McKenna took off his uniform and donned the clerical garb of one of the priests. While observing the man on the ledge it was noted that for short intervals he would close his eyes. During one of these intervals, the sergeant, without regard for his own safety, leaped to the man and for a moment both teetered, eighty feet above the ground. Finally, after a struggle, Sergeant McKenna snatched the man to safety.

Detective Anthony J. DiNatale of Division 7 is hereby awarded the Thomas F. Sullivan Award and a Department Medal of Honor for meritorious duty performed on December 30, 1957.

On December 30, 1957, Detective DiNatale observed an automobile traveling at a fast rate of speed. After pursuit the officer headed the car into the curbing, and as he questioned the operator a passenger, without being observed, came up behind the officer and placed a gun against his back. Meanwhile the operator aimed a gun at the officer's head. Both men demanded that the officer get into the car and when the officer refused, the operator struck him with a revolver.

Detective DiNatale drew his service revolver and discharged six shots in their direction. As a result of this fire, the operator ran into an alley and the passenger fell, dropping his gun. The officer placed him under arrest. The operator was found hiding in the cellar of a nearby house. He stated that he had met his passenger in a neighboring city and they had conspired to steal a car and commit a series of robberies.

Both men were hardened criminals, having served sentences in several correctional institutions.

* * * * *

Patrolmen George W. Allen, Charles W. Conway, and Martin F. Mulkern of Division 9 are hereby awarded the Thomas F. Sullivan Award and a Department Medal of Honor for meritorious service performed on November 26, 1957.

On November 26, 1957, Patrolmen Allen and Mulkern responded in a radio car to the scene of a bank holdup where they observed a man running out of the bank. The officers chased and apprehended him and found him to be in possession of a loaded pistol. Patrolman Conway responded with the wagon, and, while searching for the other holdup men, apprehended at gun-point under a rear porch two men, one of whom was in possession of a loaded revolver.

Two shopping bags containing money taken from the bank were recovered by the officers, and later another of the holdup men was taken into custody.

* * * * *

Patrolmen James H. O'Brien and William E. Towns of Division 10 are hereby awarded the Thomas F. Sullivan Award and a Department Medal of Honor for meritorious police work performed on February 5, 1958.

On the afternoon of February 5, 1958, while a young girl, six years of age, was playing in the street in front of her home, she was taken forcibly into an automobile by an unknown man who threatened to kill her if she cried out. Later, after forcing the girl into the rear seat of the automobile and criminally attacking her, he put her out of the car, with pieces of her clothing saturated with blood. She was found near her home by her father who summoned a physician, and the child was confined in a hospital for several days as the result of injuries inflicted by her assailant.

The above-named officers began an immediate search for the assailant and questioned a number of children in the area. Three days after this attack the officers requested permission to work into the night on the case. They spent some six hours waiting for a suspect to return to his home and, when he did so, arrested him on suspicion of rape.

Although identified by his victim and another girl he had attempted to accost, the suspect denied any knowledge of the crime for many hours when first questioned. He offered alibis to support his feigned innocence, but after hours of superior interrogation broke down and admitted the crime.

* * * * *

Patrolman George F. Moore, Jr., and Robert W. Whalen of Division H are hereby awarded the Thomas F. Sullivan Award and a Department Medal of Honor for meritorious duty performed on December 13, 1957.

On the evening of December 13, 1957, while in a sector car, the officers observed a man acting suspiciously in front of a market. They stopped the suspect, who they realized had been aware of their surveillance and had started walking away from the market. The officers questioned the suspect, and as they were alighting from the car he retreated a few steps, drew a revolver from under his jacket, and, pointing at the officers, threatened to use it.

Patrolman Moore lunged at the suspect and with the help of Patrolman Whalen wrested from his grasp a loaded revolver. On examination the suspect was found to be wearing a silk stocking mask, partially obscuring his face under a deep visored cap.

The weapon possessed by this suspect was found to be fully loaded and investigation revealed it had been stolen in a break in a nearby town. The prisoner admitted the larceny and named as accomplices three others, who were arrested for armed robbery.

The prisoner further confessed to other breaks, naming two accomplices who were later arrested, and he stated that all three had conspired to hold up the market in front of which he had been detected.

Department in Action

ARRESTS

THE total number of arrests, counting each arrest as that of a separate person, was 99,929 as against 92,923 for 1957.

There were 22,450 arrests on warrants and 31,349 without warrants; 46,130 were summoned by the courts.

The number of males arrested was 88,991; of females, 10,938; of foreigners, 1,847; of delinquents, 3,362; of minors, 10,710; of nonresidents, 29,406.

The number of persons punished by fines was 40,082, and the assessment of fines imposed by the courts amounted to \$194,099.

The total number of days' attendance at court by officers was 44,343, and the witness fees earned amounted to \$28,739.10.

There were 22,972 persons arrested for drunkenness, an average of 63 per day, as against 23,771, or an average of 66 per day in 1957.



Search and Seizure



Suspect Being Booked



"All Quiet" at Washington

One hundred and seventy-six were committed to the State Prison; 1,336 to the House of Correction; 55 to the Women's Prison; 67 to the Reformatory Prison; 404 to the Youth Service Board; and 2,078 to other institutions. The total years of imprisonment were 1,632 (466 sentences were indefinite).

The value of property taken from prisoners and lodgers was \$153,731.30.

The value of property stolen in the city amounted to \$4,553,159.45 and the value recovered amounted to \$3,186,983.27.

Nonresidents constituted 30 per cent of all arrests in Boston.

UNIFORM CRIME RECORD REPORTING

This department, during the past year, has furnished returns to the Federal Bureau of Investigation, Washington, D. C., of the following serious offenses:

OFFENSES	DECEMBER 1, 1957, TO NOVEMBER 30, 1958	
	Reported	Cleared
Aggravated assault	457	336
Breaking and entering	3,051	734
Larceny (under \$50)	4,421	1,056
Larceny (\$50 and over)	2,880	582
Larceny of automobile	4,738	558
Manslaughter by negligence	41	40
Murder and nonnegligent manslaughter	27	22
Rape	72	57
Robbery	539	244
Totals	16,226	3,629

Bureau of Criminal Investigation

THE Bureau of Criminal Investigation is composed of several units, namely, Automobile, Ballistics, Chemical Laboratory, Homicide, and Lost and Stolen Property.

In addition, special squads are assigned to cover the following phases of police work and investigations: banking, express thieves, general investigation, holdups, hotels, narcotics, vice and obscene literature, pawnbrokers, junk shops, secondhand dealers, pickpockets, shoplifters, domestic relations, and subversive activities.

Members of this Bureau investigate felonies committed within the jurisdiction of the City of Boston. They also handle cases of fugitives from justice and conduct hundreds of investigations during the course of a year for various police departments throughout the United States and foreign countries. Further, they cooperate in every way possible with outside police departments in investigation of crime and prosecution of criminals.



Chase Ends



Abandoned Stolen Car



Testing for Fingerprints

DETECTIVE BUREAU

A Detective Bureau was established in the Boston Police Department on November 6, 1950, in accordance with the provisions of Chapter 735, Acts of 1950. Detectives assigned to this Bureau are detailed to the Bureau of Criminal Investigation and the various police divisions.

AUTOMOBILE UNIT

This unit investigates all reports of automobiles stolen and is in daily communication with police authorities of the United States and Canada. Many investigations are made in cooperation with the Federal Bureau of Investigation, Post Office Department, and immigration authorities of the United States.

The Automobile Unit index contains records of cars stolen in Boston, cars stolen in other places, cars reported purchased and sold, cars for which owners are wanted, cars used by missing persons, and cars whose operators are wanted for various offenses. Many arrests are made by officers of the department and the Automobile Unit through information obtained from this index.

All applications for used car dealers' licenses are investigated by officers of this unit. Frequent examinations are made to ascertain if used car dealers are conforming to the conditions of their licenses.

Using mechanical appliances and chemicals, members of this unit during the year identified a number of automobiles which were recovered or found abandoned on police divisions, restoring them to their owners, and have assisted in solving many crimes by means of their positive identifications.

**Record of Purchases and Sales of Used Cars Reported to This
Department for the Year Ending November 30, 1958**

MONTH	Bought by Dealers	Sold by Dealers	Sold by Individuals
1957			
December	2,427	2,291	1,349
1958			
January	2,655	2,539	1,314
February	2,029	2,158	647
March	2,694	2,593	893
April	2,838	2,857	1,127
May	3,360	3,438	1,099
June	2,776	3,210	1,098
July	2,507	3,146	1,004
August	2,613	2,866	786
September	2,640	2,543	816
October	2,328	2,686	859
November	2,297	2,114	771
Totals	31,164	32,441	11,763

**Record of Automobiles Reported Stolen in Boston for the Year
Ending November 30, 1958**

MONTH	Reported Stolen	Recovered During Month	Recovered Later	Not Recovered
1957				
December	534	493	33	8
1958				
January	368	342	20	6
February	289	263	21	5
March	430	405	19	6
April	440	409	18	13
May	403	383	14	6
June	402	379	12	11
July	359	325	23	11
August	310	289	15	6
September	400	366	24	10
October	411	383	17	11
November	415	367	0	48
Totals	4,761	4,404	216	141

LOST AND STOLEN PROPERTY UNIT

A description of all articles reported lost, stolen, or found in this city is filed in this unit. Many cities and towns throughout the United States forward lists of property stolen in such places. All pawnbrokers and secondhand dealers submit daily reports of all articles pawned or purchased. A comparison of the description of articles reported lost or stolen and those articles which are pawned or purchased by dealers resulted in the recovery of thousands of dollars' worth of stolen property and the arrest of many thieves.

Pawnshops and secondhand shops are inspected daily for the purposes of identifying property which may have been stolen.



Routine Pawnshop Check



Instrument of Violence



Weapon at Death Scene

HOMICIDE UNIT

Officers of this unit investigate all homicide cases and interrogate persons involved in or who have knowledge of crimes of murder, manslaughter, abortion, and other violent crimes. They prepare, supervise, and present evidence at inquests.

Investigated

Abortions	6	Falls	36
Accidental shooting	1	Homicides	32
Asphyxiation	15	M. T. A.	5
Building collapse	1	Motor vehicles	33
Burns	16	Natural causes	1,110
Drowning	14	Railroad train	1
Electricity	1	Stillborn	3
Elevator	1	Suicides	45
Exposure	1		
Falling objects	1	Total	1,322

Cases Prosecuted in Which the Homicide Unit Secured Evidence

Abortion	3
Assault and battery	20
Assault and battery by means of dangerous weapon	28
Assault and battery with dangerous weapon	16
Assault with intent to murder	2
Conspiracy	4
Homicides	28
Mayhem	1
Robbery	4
Violation of firearm law	4
Total	110

Inquests

Building collapse	1
Cell death	1
Murder	1
Neglect of child	1
Total	4

Recapitulation of Homicides

Thirty-two cases were presented to the courts as criminal homicides and the following action taken:

- 6 Indicted for six cases of manslaughter — pleaded guilty to manslaughter
- 3 Indicted for three cases of manslaughter — convicted of manslaughter after trial
- 6 Indicted for six cases of manslaughter — still pending trial
- 1 Indicted for one case of manslaughter — died before going to trial
- 3 Indicted for two cases of murder — still pending in court
- 1 No probable cause found in one case of murder in lower court — pleaded guilty to assault and battery
- 1 No probable cause found in one case of murder in lower court
- 4 “No Bill” returned by the Grand Jury on four cases of murder
- 1 “No Bill” returned by the Grand Jury on one case of murder — indicted for assault and battery
- 1 Held for the Grand Jury on one case of murder
- 1 Case still pending in lower court on one case of murder
- 1 Shot by police officer during commission of armed robbery
(Twenty-nine defendants involved in twenty-eight homicides)
- 4 Murder cases still under investigation
- 3 Arrested in June, 1958, for murder committed in January, 1956 — indicted for murder — still pending in court



Fatal Stabbing Weapon



“Crime Does Not Pay”



Welfare Frauds

DOMESTIC RELATIONS UNIT

The Domestic Relations Unit was organized on July 11, 1958, and charged with the following responsibilities:

(a) To work with and assist the City of Boston Public Welfare authorities and the directors and supervisors of the Division of Aid to Dependent Children in the investigation and prosecution of all frauds and larcenies perpetrated upon these agencies by those not legally or properly entitled to assistance.

(b) To cooperate with and assist the police officers in the various divisions whenever required in the service of warrants in nonsupport cases.

(c) To cooperate with the clerks of the municipal and district courts in Boston in the execution and service of nonsupport warrants which are outstanding.

(d) To examine the so-called "dead warrant files" of the Police Department in all cases where the dependents of the accused are receiving city aid of any type and to further investigate and apprehend the named offenders.

(e) With the cooperation and permission of the clerks of the several municipal and district courts in Boston, to examine all nonsupport cases where warrants have been "returned without service" and where the named defendant's dependents are receiving aid with a view to further investigate, arrest, and prosecute wherever possible.

The members of this unit do not in any way embarrass or interfere with those who are rightly and justifiably receiving aid and enter into the cases only where there are reasonable grounds which lead the court authorities or Public Welfare officials to believe that fraud exists.

Investigations Involving Welfare Cases

Cases referred to the Domestic Relations Unit by the City of Boston Welfare Department	198
Cases referred by other sources (nonsupport warrants returned without service, anonymous letters, and police reports)	192
Total	390

Cases Prosecuted in Which the Domestic Relations Unit Secured Evidence

(a) Arrests for larceny by reason of fraudulently receiving welfare aid to a total amount of \$19,119.17	22
20 were convicted of larceny 2 dismissed by the court In these cases the court ordered the defendants to make restitution to the City of Boston of a total amount of \$12,844.19	
(b) Arrests for nonsupport and illegitimacy	93
13 were sentenced to penal institutions 69 were ordered to pay support through the court 3 cases were dismissed 8 cases are pending before the court	
Cases investigated involving fraud or collusion where no evidence was uncovered	56
Cases involving nonsupport where investigation is continuing	185
Cases involving illegal receipt of welfare aid which were settled without court action by the Legal Division of the City of Boston Welfare Department	34

As the result of investigation made by this unit of 112 recipients, the City of Boston Welfare Department discontinued aid in 42 cases and reduced aid in 70 cases.

NARCOTICS AND VICE UNIT

The Narcotics and Vice Unit is charged with the investigation and prosecution of persons who commit crimes against chastity, morality, decency, and good order, involving the unlawful sale, distribution, and use of narcotic drugs and derivatives and the importing, printing, publishing, selling, distributing, or exhibiting of obscene or impure literature, prints, pictures, etc. This unit also cooperates with federal agencies in the investigation of interstate prostitution and transportation of narcotic drugs and obscene literature.



Narcotics Accessories



Goof-Balls, Etc.



Narcotics — Road to Ruin

Investigations

Narcotic Drug Law violations	451
Prostitution and related offenses	281
Pretended fortunetelling	35
Obscene literature, prints, pictures, etc.	31
Illegal manufacture of alcoholic beverages (still)	1
Total	805

Cases Prosecuted in Which the Narcotics and Vice Unit Secured Evidence

Illegal sale and use of narcotic drugs	349
Prostitution and related offenses	231
Obscene literature, prints, pictures, etc.	31
Pretended fortunetelling	11
Illegal manufacture of alcoholic beverages	1
Total	626

Recapitulation

Narcotic Drug Violations:	
Sentenced to institutions or fined	271
Placed on probation	6
Placed on file	42
Found not guilty	30
Total	349
Prostitution and Related Offenses:	
Sentenced to institutions or fined	152
Placed on probation	16
Placed on file	32
Committed to mental institutions	4
Found not guilty	27
Total	231
Obscene Literature, Prints, Pictures, etc.:	
Sentenced to institutions or fined	15
Placed on file	15
Found not guilty	4
Total	34
Pretended Fortunetelling:	
Found guilty and fined	1
Found guilty, fined, and placed on probation	10
Total	11
Illegal Manufacture of Alcoholic Beverages:	
Prosecuted by federal authorities	1

BALLISTICS UNIT

Personnel consists of members of the Bureau of Criminal Investigation expert in ballistics, explosives, and munitions. All evidence found at the scene of crime where firearms or explosives were used is examined. Suspected weapons are catalogued, fired for test and comparison purposes, and spent bullets and discharged cases from these weapons are filed. Cases involving ballistic evidence are prepared and presented in the various courts.

This unit responds to all calls where threats of bombing are received and makes a thorough examination of the premises to make certain that no bombs are planted thereon.

All department firearms, accessories pertaining to same, and tear gas equipment have been inspected and serviced.

All firearms held as evidence pending disposition by the courts are recorded.

Stolen firearms are traced and whenever possible are returned to the rightful owners. A file is kept on stolen firearms, and checks are made against the file at the Lost and Stolen Property Unit and at the files of the Massachusetts Department of Public Safety.

When firearms property of the United States are found used in crime or recovered otherwise, such property is returned to the proper military or naval authorities after cases are disposed of by the courts.

This unit works in cooperation with other police departments, federal agencies, military and naval intelligence units.



Arsenal for Crime



Ballistics at Work



Comparison Microscope — Ballistics

Emergency Equipment

All police divisions and several units have on hand a supply of emergency equipment consisting of 12-gauge riot shotguns, ammunition, belts with bayonets attached, bulletproof vests, tear gas gun kit and assembly, and gas masks which provide complete respiratory protection for the wearer in all oxygen-deficient or highly gaseous atmospheres.

Harbor Police Division is equipped with line-throwing guns and rifles.

Periodic inspections are made and equipment replaced whenever necessary.

During the past year this unit assisted in 408 cases as follows:

Accidental shooting, no deaths	7
Armed robbery	32
Assault and battery, dangerous weapon	55
Bomb scares	28
Bombs, explosives, etc.	20
Bullets recovered, no other crime involved	7
Examination of police revolvers fired effecting arrests, BB shot investigations, etc.	23
Firearms law, violation of	119
Murder	6
Murder, out of state (Vermont)	1
Suicide and/or accidental shooting, death resulting	8
Suicide, attempt	3
Weapons, examined and held for safekeeping	11
Weapons, examined and returned to owners	7
Weapons found, disposal, etc.	81
Total	<u>408</u>



Self-Contained Gas Mask

Emergency

Equipment



Tear Gas Attack



Ready for Riot Action

BIOLOGICAL CHEMIST

The work carried out in the laboratory is highly varied in its nature, the frequency of any particular type being governed by the circumstances of the cases. A breakdown into types indicates the general scope of the laboratory.

Material Sought	No. of Tests	Material Sought	No. of Tests
Acetaldehyde	5	Acid phosphatase	5
Acids	1	Auto. examination of	14
Alcohol, ethyl	322	Bloodstains	47
Alcohol, methyl	*18	Bloodstains, type	7
Alkalies	3	Chlorides	1
Alkaloids	5	Cloth patterns	4
Arsenic	2	Clothing	81
Barbiturates	42	Dirt and debris	2
Benzedrine	3	Drugs	7
Carbon monoxide	53	Explosives	2
Carbon tetrachloride	1	Food residue	3
Chloral	4	Glass	3
Dilantin	3	Hair	3
Fluorides	4	Laundry marks	2
Hydrocyanic acid	1	Miscellaneous	7
Kerosene	1	Oils	2
Lead	4	Paint	3
Paraldehyde	5	Photographs	17
Phosphorus	1	Photographs, infra-red	15
Salicylates	6	Powder residue, clothing	19
Spectrophotometry, ultra-violet	56	Powder residue, other	4
Spectrophotometry, visual	62	Scene, examination of	5
Toxicology, general	2	Spermatozoa	4
Tranquilizers	2	Structural damage, auto	5
		Tissue	3

* Routine tests — 6 positive

YEAR	Cases	Medical Examiners	Department	Total
1954		248	108	356
1955		322	125	447
1956		278	93	371
1957		314	74	388
1958		355	87	442



Chemistry in Police Work



Testing for Alcohol

Traffic Division

DURING the past year, the Traffic Division was responsible for the regulation of traffic within that area of the city covered by Divisions 1, 2, 3, and 4. Effective February 5, 1958, this area was increased to include Division 16 and the post at Commonwealth avenue and Boston University Bridge, Division 14. In addition, the Traffic Division enforced parking regulations within this area, supervised the preparation and mailing of parking violation notices for the entire department, and maintained a safety patrol.

The Traffic Problem

The volume of traffic during the past year showed an increase of 1.3 per cent over the previous high of last year. Total plates issued by the Registrar of Motor Vehicles, as of October 31, 1958, had reached a figure of 1,705,328, an increase of 19,336 over the corresponding figure of October 31, 1957.



Traffic's Motorcycle Unit



Mounted Patrol

Parking

The Traffic Division issued 261,475 notices of parking violations during the past year. Court prosecutions by this division amounted to 19,638. Vehicles towed from the public ways amounted to 15,115. Total parking violations, looked up by the personnel of the Traffic Division, and mailed to car owners, amounted to 572,617.

Parking fines paid at the Municipal Court of Boston for violations within that jurisdiction amounted to \$372,767.82. Parking meter revenue for this area amounted to \$351,861.95 and for the entire city, \$504,060.08.



"Watch That Meter"



Walker Safety Award Presented to

**Boston Police Department
Massachusetts**



or having rendered Meritorious Service for the public welfare by materially reducing traffic accidents, fatalities, and promoting highway safety in their community during the year

1 9 5 8

May this award, which is sponsored jointly by Walker Manufacturing Co., Racine, Wisconsin, and National Police Officers Association of America, encourage law officers to continue their splendid work and to be constantly alert in promoting safe motoring to the American public.

Emory J. Sullivan

PRESIDENT

**Public
Service**

CHAIRMAN

SECRETARY

"Let's Continue to Stay Alive"



Summer and Washington — Boston's Busiest Intersection



This Means — STOP!



"Be Alert — Keep Alive"



"Wait for Crossing Signals"

M-1 Safety Squad

The M-1 Safety Squad of the Traffic Division provided safety instruction for the children of our public, private, and parochial schools. This program featured weekly presentations over Radio Station WORL. The services of this squad were made available to officials of the Park Department in connection with their recreation program.



M-1 Safety — Junior Corps



M-1 Safety Instruction

Expressway and Off-Street Parking Progress

Construction work on the Fitzgerald Expressway has now been completed as far as the off-ramp to Beach street. The section lying immediately beyond is scheduled for completion during the latter part of the summer of 1959. Until this has been accomplished, the full value of the expressway will not be available and heavy traffic conditions will continue in the Dewey Square area.

Off-street parking garages have been completed and put in service during the past year at Hayward place, Province street, and Fort Hill square. An additional garage is currently under construction at Kingston and Bedford streets.



Off-Street Parking



New Expressway

Other Activities

Special details, including escort service, were provided by the Traffic Division for a great many events of a public nature, including a full schedule of parades, multiple alarms of fire, political gatherings, funerals of such prominent figures as the late Governors James M. Curley and Alvan T. Fuller, and visits to our city of many notables, including the Vice-President, the Secretary and Undersecretary of State, the Secretary of the Army, the Queen of Greece, the Secretary-General of NATO, the French Ambassador, the Prime Minister of Nova Scotia, the Shah of Iran, the Lord Mayor of Dublin, police officials from Lebanon, Indonesia, and Venezuela, several congressmen, and many figures prominent in the theatrical world.



Departed Comrade

Central Complaint and Records Bureau

ON July 16, 1958, the Boston Police Department established a Central Complaint and Records Bureau embracing the Criminal Records and Identification Section of the Bureau of Criminal Investigation and the former Bureau of Operations, with its radio, telephone, and teletype facilities, which became the Central Complaint Room.

An IBM Statistical Section to receive, process, and record all of the various daily activities of the department, including arrests, investigations, and services, was also established to produce statistics for monthly and annual crime reports to the FBI and all other reports required by other agencies as well as necessary information for departmental use.

A complete and up-to-date roster of department personnel revealing individual skills, talents, and educational status has been created by machine operation and is readily available for reference.



Nerve Center — Central Complaint Room



"Calling Cars on Division 4"



State-Wide Alarm



I.B.M. Statistical Bureau

Complete control over all complaints received on complaint message cards issued at the Central Complaint Room has been maintained through comparison by machine with reports received from divisions and units. These cards are prenumbered with a central complaint number and are time stamped when complaint is received, when the radio car is dispatched, and when the car has completed its assignment.

Since all telephones for emergency and complaint purposes have been removed from police divisions, all requests for police service of any kind, whether of an emergency nature or not, must be channeled through the Central Complaint Desk at Headquarters, thus assuring complete control and recording of each incident reported.

In line with the procedures followed in many of the large city police departments in the United States, the communications and records facilities of this department were centralized for the purpose of consolidating all information concerning police activities. In a modern law enforcement agency the reports and communications facilities form the hub of the administrative wheel, and it is generally agreed that the quality of the records maintained and the effectiveness of the communications system has a direct relation to the quality of police administration.

CENTRAL COMPLAINT ROOM

Duties

The basic function of this room, its personnel and equipment, is to register every complaint, incident, or request for police service as well as to dispatch police cars, ambulances, and police boats to handle any complaint or incident requiring police action.

The Central Complaint Room has control over all communications equipment, consisting of telephone, teletype, radio, and telegraph.

Accomplishments

During the period from December 1, 1957, to July 16, 1958, this unit was known as the Bureau of Operations. In this period practically all of the equipment used by the Bureau of Operations was replaced by new and superior electronic devices to increase the speed with which mobile units could be dispatched to the scene of incidents requiring police attention. This new system operates in conjunction with the IBM system for the purpose of uniform crime reporting. With the completion of these new installations the Central Complaint Room came into being.

340,273 outgoing telephone messages and 550 toll calls made by the department through our switchboard.

Approximately 315,973 emergency telephone messages received and handled at the Complaint Desk through either "DE 8-1212" or the department intercommunicating system.

Approximately 426,483 telephone messages received through our switchboard, many of which were transferred to the Complaint Desk for handling.

211,159 teletype messages and 723 telegrams were processed; 10,648 of these teletype messages related to missing persons.

16,297 automobiles and registration plates were reported lost or stolen and 15,972 were reported recovered.

475,286 radio messages were sent, including "Sound Scribe" recording of same.

Five main transmitters (Station KCA-860, 2 at Police Headquarters and 3 at Suffolk County Court House); 2 emergency transmitters at White Stadium, Jamaica Plain, for civilian defense; two-way radio equipment in 122 automobiles; 29 combination patrolwagon ambulances and 4 boat transmitters and receivers; 36 wired broadcast amplifiers; 8 pickup receivers and 12 receivers on motorcycles were maintained and kept in repair by members of this unit.


An intercity and interdepartmental radio receiver and transmitter which is tuned into a frequency with the Arlington, Barnstable, Brookline, Cambridge, Lynnfield, Metropolitan, Milton, Newton, Quincy, Reading, Revere, State, Watertown, Weymouth, and Worcester police departments is in operation in this unit and is used for emergency messages with those departments.



Fingerprint File



The Rogues' Gallery



Offset Printing



Latent Print Search

An interdepartmental radio receiver and transmitter is in operation between the several stations or divisions of this department to be used in case of emergency such as failure of communication facilities due to weather conditions.

A radio shop is attached to the Department Automobile Maintenance Shop, where a 24-hour daily service is maintained.

CRIMINAL RECORDS AND IDENTIFICATION SECTION

Records — Activities

Recorded in the Main Index File	809,306
Recorded in the Female Record File	20,871
Recorded in the Male Record File	226,933


Photography

Number of photographs on file November 30, 1957	619,263
Made and filed during the year	19,050
Number of "foreign" photographs on file November 30, 1957	18,706
Number of "foreign" photographs received during the year	1,223
Total	658,242
Number on file in the "Local Segregated" file (gallery)	60,989
Number on file in the "Foreign Segregated" file	18,706
Identification of criminals arrested locally (gallery)	91
Identification of criminals arrested elsewhere (gallery)	16
Scenes of crime photographed	203
Photographs sent to:	
Massachusetts State Bureau of Identification	7,620
Other cities and towns	1,812
Number of rectigraph photographs	4,309
Number of negatives of criminals	3,811
Number of prints made from same	19,055
Number of exposures of latent fingerprints	732
Number of prints from same	1,466

Number of reorders of criminal photographs	2,106
Number of stand-up photographs made	17
Prints made from same	51
Number of photographs of police officers	96
Number of scenes of crime visited	1,048
Number of exposures (4"by 5" camera)	1,779
Number of prints of same	5,337

Fingerprint File

Number on file November 30, 1957	205,223
Taken and filed during the year:	
Male	2,255
Female	335
Received from other authorities:	
Male	539
Female	91
Number on file November 30, 1958	208,443
Fingerprints sent to:	
Federal Bureau of Investigation	3,811
Massachusetts State Bureau of Identification	7,622
Other cities and towns	148
Fingerprints taken other than of criminals:	
Police officers	48
Special police officers	148
Hackney carriage drivers	1,512
Civilian employees	44
Firearms Acts (revolver licenses)	4,581
Total number of fingerprints on file (civilian file) November 30, 1957	82,505
Total number of fingerprints on file (civilian file) November 30, 1958	88,989



Mug Camera



Unexpected Visitor



Holdup Victims Viewing Suspects



Modern Photo Lab

Five-Finger System of Fingerprinting

(ESTABLISHED MAY 27, 1952)

Number of 5-finger cards in file November 30, 1958	15,528
Number of main index cards cross-indexed to 5-finger system November 30, 1958	7,764
Number of latent prints found at crime scenes on file in Identification Section November 30, 1958	450
Number of connections made by latent prints since system established	266

Criminal Records

Requests received by telephone	1,142
Requests received by correspondence	8,504
Requests for certified records	1,543
Requests for jury records	2,779
Requests in connection with applicants for licenses	12,886
Total	26,854
Requests received from various public agencies:	
Stragglers and deserters (Armed Forces)	3,014
Auxiliary police applicants	54
Grand Total	29,922

Missing Persons

Total number of persons reported missing in Boston	*1,315
Total number found, restored to relatives, etc.	1,243
Total number still missing	72

* Does not include persons reported missing by various welfare agencies and numerous cases of children reported missing who were found or returned within a few hours after report was made.

Age and Sex of Persons Reported Missing in Boston

AGE	MISSING		FOUND		STILL MISSING	
	Males	Females	Males	Females	Males	Females
Under 15 years	201	145	198	140	3	5
Over 15 years, under 21 years	197	242	183	225	14	17
Over 21 years	329	201	315	182	14	19
Totals	727	588	696	547	31	41

Reported missing in Boston	1,315
Reported to this department from outside departments and agencies	7,037
Reported missing and returned same day (locally)	1,131
Reported missing and returned same day (outside cities and towns)	2,507
Reported missing by the Division of Child Guardianship of the Massachusetts Department of Public Welfare and the Girls' and Boys' Parole Division of the Massachusetts Training Schools	272
Total number of persons reported missing	12,262

Persons Reported Missing by Police Divisions for Past Year

Division 1 (North End section)	8
Division 2 (Downtown section)	0
Division 3 (West End section)	29
Division 4 (South End section)	121
Division 6 (South Boston district)	105
Division 7 (East Boston district)	63
Division 9 (Dudley Street section of Roxbury)	204
Division 10 (Roxbury Crossing section)	236
Division 11 (Adams Street section of Dorchester)	137
Division 13 (Jamaica Plain district)	61
Division 14 (Brighton district)	26
Division 15 (Charlestown district)	34
Division 16 (Back Bay district)	41
Division 17 (West Roxbury district)	37
Division 18 (Hyde Park district)	32
Division 19 (Mattapan district)	*181
Total	1,315

* Includes patients missing from the Boston State Hospital

Persons interviewed	†558
Inquiries relating to location of friends and relatives	3,712
Tracers sent out on persons reported missing	603

† Does not include those interviewed at the various units and divisions of the department

In 97 cases of dead bodies fingerprinted, 74 were identified through fingerprint impressions.

Six persons afflicted with amnesia were identified.

Warrants

Warrants received	7,125
Arrested on warrants	5,704
Warrants returned without service	3,115
Warrants sent out to divisions and units within the department and to other jurisdictions	7,125
Active warrant cards on file issued to the Boston Police Department	6,230
Active warrants issued to Boston Police Department forwarded to other cities and towns in this state	2,040
Active warrants issued to Boston Police Department for persons now out of state	197
Active warrants received from other departments throughout Massachusetts for service (cards in our files)	1,025
Active warrants lodged at institutions as detainees	193
Warrants received from out of state for service in Boston (still active in our files)	275

Summonses

Total number received from outside cities and towns for service in Boston	4,379
Total number served	4,139
Total number not served	240
Total number of summonses sent from the Identification Section for service in outside cities and towns	24,026
Total number served	22,791
Total number not served	1,235

Requests for Information

Information furnished from police journals in regard to accidents and thefts	4,186
--	-------

Multilith and Mimeograph

A multilith machine under direct supervision of an experienced operator enables this department to prepare and complete printing of circulars containing photographs and fingerprints of persons either reported missing or wanted for criminal offenses. It has proved to be a distinct advantage in efficiency and speed in the issuance of department circulars, which serve a very important function in the apprehension of fugitives from justice.

The multilith machine is completely equipped with camera, arc lights, vacuum frame, which add to the varied output of this machine. This machine is capable of printing in approximately two hours' time descriptive circulars of persons wanted. In some instances circulars are completed and mailed to outside cities before a fugitive arrives at his destination.

This unit, in addition to the multilith machine, has a high-speed electric addressograph machine and two electric mimeograph machines. These machines are used to make daily manifolds, warrant manifolds, bulletins, and circular letters for the various units and divisions, including Police School lessons.

Crime Prevention Bureau

THE Crime Prevention Bureau operates for the prevention of delinquency among juveniles and maintains a program of constant cooperation with all other agencies in the child welfare field for the rehabilitation of maladjusted children.

Duties in General

1. Develop a program of crime prevention intended to eliminate factors that induce criminal tendencies among children.
2. In this program enlist the aid of the general public, all child welfare agencies, divisions and units of this department.
3. Teach good citizenship, develop a proper mental attitude of citizens toward law-enforcement agencies, and especially educate the public and the police in the problem of crime prevention and suppression of juvenile crime.
4. Determine persons and places which in any way contribute to delinquency of children, investigating and taking the necessary action to correct such conditions.
5. Supervise and inspect places of public amusement, hotels, bus and railroad stations, and places where large numbers of people congregate.
6. Promote welfare of children, the sick, the aged, and the needy, locating missing persons.
7. Investigate cases concerning boys and girls and assist in the investigation of cases in which women are involved



The Lethal Zip Gun



Fingerprinting of Suspect



Teen-Age Arsenal

Summary of Work Accomplished

The juvenile officers arrested and prosecuted 2,321 male and 428 female juveniles in the following age groups:

AGE	7	8	9	10	11	12	13	14	15	16
MALE	9	20	51	104	137	159	299	451	550	541
FEMALE	1	1	6	3	22	42	69	92	109	83

In accordance with the program of detecting and prosecuting all adults who are in any way involved in unlawful activities concerning juveniles, 400 male and 86 female adults were prosecuted.

The officers also brought to their respective stations, for questioning in regard to criminal offenses committed on each division, 3,311 male and 428 female juveniles. As a result of interrogation, together with personal interviews with the parents of these children, it was determined for the best interests of the children, parents, and the city to return them to their parents without bringing them before the court for delinquency proceedings.

This part of the juvenile plan in Boston is the contribution of the Boston Police Department towards the rehabilitation of the child and is dramatically vindicated by the fact that the number of recidivists is so small as to be unworthy of reduction to a percentage figure. This fact completely justifies the continuance of this policy of returning the child to the parents, after an investigation by the juvenile officer in the case of first offenders,

leaving no stigma of a juvenile record. After proper disciplinary action by the parents, the child would not, in all probability, appear again in the over-all delinquency pattern.

There were 7,042 cases handled by the Juvenile Unit for this period, including those brought to court and others returned to their parents for disciplinary action.

Certain innovations were also inaugurated by the Bureau, one being the recording on central file cards of the name, address, description, and offense of juveniles, together with the first names of the parents and the disposition of the case. This information has proved invaluable, not only to this department but also to the police of outside cities and towns.


Another innovation is the use of the department photographers for the photographing of homes in cases of neglected children. Such graphic illustrations have proved of great value in the presenting of evidence before the court, dispensing with the sometimes incredible testimony which was necessary to describe some living conditions with which children were obliged to contend.

This Bureau presented forty lectures to as many different organizations in an effort to educate the public as to the cause and scope of juvenile delinquency in this city and the policy, plans, and procedures established by the Police Commissioner. In this connection, a pilot group of high school pupils was taken to the Line-Up Room at Headquarters where a lecture was given on juvenile delinquency, followed by a conducted tour of the Radio Turret, in an effort to determine whether or not such a plan was feasible. Subsequently, two more groups were taken on similar tours and the response from the students and teachers was very encouraging. Consequently, since the ordinary business of the department will not be impaired, these tours will be continued.

For the fiscal year ending November 30, 1958, the policewomen attached to the Crime Prevention Bureau made 4,904 inspections of the following places: cafes and restaurants, bus and railroad terminals, and hotels and theaters. Fifty-two arrests were made as a result of 402 investigations, including those involving young women and children.



Signal Service Linemen



Testing Call Box

Police Signal System

Signal Boxes

The total number of boxes in use is 576. Of these 543 are connected with the underground system and 33 with the overhead.

Miscellaneous Work

In the past year employees of this service responded to 1,982 trouble calls; inspected 576 signal boxes; 16 signal desks; 18 motor generator sets; 440 storage batteries. Repairs have been made on 121 box movements; 20 registers; 132 locks; 16 time stamps; 28 vibrator bells; 38 relays; 52 electric fans; 35 motors; 20 generators. This unit is responsible for the installation and maintenance of all electric wiring and equipment at all police buildings.

Connected with the police signal boxes are 64 signal, 576 telephone, and 83 blinker-light circuits.

The Signal Service Unit supervises all telephone and teletype installations and minor teletype repairs throughout the department. It also maintains 48 headquarters-to-station house telephone circuits; 18 teletype-writer circuits, 18 radio-wired broadcast circuits, 6 radio-car response circuits; a circuit, with equipment, at the Charlesbank Station of the Metropolitan District Police; also a circuit, with equipment, in booth at the East Boston end of the Sumner Tunnel; and the intercommunication units throughout the department.

Payments on Account of the Signal Service During the Year Ending November 30, 1958

(INCLUDED IN TABLE XV)

Payrolls	\$116,853.43
Signal and traffic upkeep, repairs and supplies therefor	23,657.38
Total	\$140,510.81



Service Fleet



Patrolling Boston's Waterways

Harbor Service

The duties performed by the Harbor Police, Division 8, comprising the harbor and the islands therein, were as follows:

Number of vessels boarded from foreign ports	1,004
Number of vessels ordered from the channel	17
Number of vessels permitted to discharge cargoes in stream	12
Number of alarms of fire attended on water front	245
Number of fires extinguished without alarm	4
Number of sick and injured persons assisted	7
Number of cases investigated	1,229
Number of dead bodies recovered	10
Number rescued from drowning	5
Number of cases where assistance was rendered	123
Number of obstructions removed from channel	48
Number of vessels assigned to anchorage	2,138
Number of coal permits granted to bunker or discharge	0
Number of dead bodies cared for	10
Number of hours grappling	76
Value of property recovered, consisting of boats, riggings, floats, stages, etc.	\$24,925

Since December 1, 1957, 1,134 vessels from domestic ports and 1,004 vessels from foreign ports arrived at the Port of Boston.

Harbor Patrol Service

A day and night patrol service was maintained by the police boats "William H. McShane," "William H. Pierce," and a Chris-Craft patrol craft in the upper and lower harbors, Mystic River, Chelsea Creek, Fort Point Channel, Reserve Channel, Dorchester Bay, and Neponset River.

Training

POLICE ACADEMY

THE Police Academy of the department was established for the purpose of promoting the efficiency of the department and its service to the public. It is staffed by trained superior officers. Classes are held for superior officers and patrolmen. All new patrolmen receive a course of training, and from time to time various courses dealing with special phases of police work are given for all members of the force.



Training in Disarming



A Judo Break



Class of 1959 — Before



Class of 1959 — After



Target Practice



Instruction in First Aid

MEDICAL DEPARTMENT

Dr. Joseph W. Devine is the Medical Examiner for the Police Department with offices on the 7th floor of Police Headquarters. A suite is provided consisting of the Doctor's private office, a completely modernized Examination Room and a Waiting Room.

Upon entrance into the Department, all persons certified for appointment to any position are given a thorough examination and a report is submitted on each individual.

The Medical Examiner examines all members of the uniformed force who are injured either on or off duty. Those members whose injuries bring about a period of absence and those members who are incapacitated by a prolonged illness are given periodic examinations to determine their availability to perform police duty. The diagnosis and prognosis in each case is submitted for the information of the Police Commissioner. Accurate records are maintained which aid in decisions affecting continuance in the service or retirement, as the case may be.

The Medical Examiner furnishes and administers preventative medicines during any outbreaks of communicable diseases that may occur, such as influenza, poliomyelitis, etc.

During the year 1958, 2,500 examinations were made and the required diagnosis and prognosis were submitted in each case.



Anti-Flu Shot



"Periodic Check up"

City Prison

The City Prison is located in the New Court House building, Somerset street, Boston.

Males arrested in the city for offenses the prosecution of which is within jurisdiction of the Central Municipal Court are conveyed to the City Prison, and, unless otherwise released, are held in charge of the keeper until the next session of the court before which they are to appear.

If sentenced to imprisonment, or held for a grand jury, they are conveyed by county authorities to the jail or institution to which they have been sentenced, or to the Charles Street Jail to await such grand jury action.

During the year, December 1, 1957, to November 30, 1958, 11,533 men were committed to the City Prison, as follows:

Adultery	2
Assault and battery	44
Bigamy	3
Breaking and entering	3
Dangerous weapons	1
Default	16
Delinquent children	5
Drunkenness	10,550
Fornication	1
Fugitives from justice	12
Gaming	6
House of ill fame	1
Indecent exposure	1
Illegitimacy	13
Larceny	33
Lewd and lascivious cohabitation	4
Lewdness	2
Nonsupport	31
Polygamy	1
Robbery	4
Safekeeping	79
Soliciting alms	1
Suspicious persons	561
Threats	5
Vagrancy	20
Violation of city ordinance	1
Violation of drug law	16
Violation of Massachusetts automobile law	17
Violation of park rules	2
Violation of probation	13
Miscellaneous	85
Total	11,533

One hundred and twenty-seven male lodgers were received and cared for during the year.

House of Detention

The House of Detention for Women is located in the New Court House building, Somerset street. All women arrested in the city are conveyed to the House of Detention, and, unless otherwise released, are held in charge of the chief matron until the next session of the court before which they are to appear.

If sentenced to imprisonment, or held for a grand jury, they are conveyed by county authorities to the jail or institution to which they have been sentenced, or to the Charles Street Jail to await such grand jury action.

During the year 2,685 were committed as follows:

Abandonment	1
Abortion	1
Adultery	19
Assault and battery	17
Delinquent children	2
Drug law, violation of	9
Drunkenness	1,918
Forgery	4
Fornication	5
House of ill fame	1
Idle and disorderly	39
Larceny	78
Lewd and lascivious cohabitation	10
Lewdness	1
Liquor law, violation of	1
Neglect of children	6
Probation and parole, violation of	28
Runaways	10
Safekeeping	17
Stubborn children	13
Suspicious persons	416
Miscellaneous	89
Total	2,685

Fifteen women lodgers were received and cared for during the year.

Motor Vehicle Service

There are 210 motor vehicles in the service at the present time which are distributed as follows:

DIVISIONS	Combination Patrol and Ambulances	Passenger Automobiles	Trucks	Motoreycles	Totals
Headquarters	—	38	9	—	47
Division 1	2	3	—	—	5
Division 2	1	3	—	—	4
Division 3	1	3	—	—	4
Division 4	3	7	—	1	11
Division 6	2	5	—	4	11
Division 7	2	6	—	4	12
Division 9	2	6	—	1	9
Division 10	2	5	—	2	9
Division 11	2	6	—	2	10
Division 13	1	4	—	6	11
Division 14	2	5	—	2	9
Division 15	1	4	—	—	5
Division 16	2	5	—	—	7
Division 17	1	4	—	3	8
Division 18	1	4	—	2	7
Division 19	2	5	—	1	8
Traffic Division	—	7	—	17	24
Unassigned	2	7	—	—	9
Totals	29	*127	9	45	210

* Included in the total of 127 passenger automobiles there are 3 station wagons: 1 at Division 2; 1 at Division 9; and 1 at Division 18.

Combination Ambulances

The department is equipped with combination automobiles (patrol and ambulance) in Divisions 1, 2, 3, 4, 6, 7, 9, 10, 11, 13, 14, 15, 16, 17, 18, and 19.

During the year ambulances responded to calls to convey sick and injured persons to the following places:

Boston City Hospital	9,634
Massachusetts General Hospital	3,266
Calls where services were not required	2,082
Boston State Hospital	775
Peter Bent Brigham Hospital	697
St. Elizabeth's Hospital	524
East Boston Relief Station	453
Carney Hospital	413
Southern Mortuary	386
Beth Israel Hospital	312
Police station houses	300
Home	262
Children's Hospital	213
United States Veterans' Hospital	181
Faulkner Hospital	168
Northern Mortuary	147
Massachusetts Memorial Hospitals	74
Chardon Street Home	63
Physicians' offices	58
New England Hospital for Women	57
Boston Lying-In Hospital	51
Roslindale General Hospital	38
Psychopathic Hospital	33
St. Margaret's Hospital	28
Chelsea Naval Hospital	26
Longwood Hospital	26
Massachusetts Osteopathic Hospital	24
Deaconess Hospital	21
Floating Hospital	21
United States Marine Hospital	17
Lemuel Shattuck Hospital	15
New England Baptist Hospital	14
Pratt Diagnostic Hospital	12
United States Public Health Hospital	9
Soldiers' Home	7
Allerton Hospital	6
Harley Hospital	6

Parker Hill Hospital	6
Chelsea Memorial Hospital	5
Kenmore Hospital	5
Massachusetts Mental Health Hospital	5
Evangeline Booth Hospital	4
Winthrop Community Hospital	4
Metropolitan State Hospital	3
Washingtonian Hospital	3
Cambridge City Hospital	1
Hahnemann Hospital	1
Milton Hospital	1
Mt. Auburn Hospital	1
Waltham State Hospital	1
Whidden Memorial Hospital	1
Total	<u>20,460</u>

Automobile Maintenance

General repairs, replacement of parts, supplies and accessories	\$75,671.37
Storage	228.00
Gasoline	78,798.01
Oil and grease	5,990.67
Total	<u>\$160,688.05</u>

Horses

On December 1, 1957, there were six saddle horses in the service, attached to Division 16. During the year two horses were retired from police service and one horse died in service. Seven horses were purchased. At the present time there are ten horses in service.

Hackney Carriages

Chapter 392 of the Acts of 1930, as amended, limits the number of licenses to set up and use hackney carriages in the City of Boston to 1,525.

During the police year, December 1, 1957, to November 30, 1958, due to changes of ownership and regrants, a total of *1,853 licenses were granted.

There were 288 articles, consisting of umbrellas, coats, handbags, etc., found in carriages during the year, which were turned over to the office of Inspector of Carriages. One hundred seventeen of these were restored to the owners, and the balance of 171 placed in the custody of the Property Clerk.

* 200 "Regrants"

The following statement gives details concerning public hackney carriages, as well as licenses to drive the same:

Hackney Carriage Licenses

(TO SET UP AND USE THE VEHICLE)

Applications for carriage licenses received	1,853
Carriages licensed ("renewal" applications and "changes of ownership")	1,653
Carriages licensed ("regrants")	200
	1,853
Carriage licenses canceled (in favor of "regrants" and "changes of ownership")	328
Carriages licensed — "changes of ownership"	127
Carriage licenses in effect November 30, 1958 (at end of police year) — licensed since February 1, 1958 (beginning of hackney carriage license year)	1,525
Carriages inspected	1,853

Hackney Carriage Drivers

Applications for drivers' licenses reported on	7,143
Applications for drivers' licenses rejected	218
	6,925
Drivers' licenses granted	6,925
Drivers' licenses revoked, 48; of which revocations 12 were rescinded and the licenses restored; leaving the net figure shown of such revocations as	36
Drivers' licenses in effect November 30, 1958 (at end of police year) — licensed since February 1, 1958 (beginning of hackney carriage license year)	*6,380
Drivers' licenses suspended	2
Complaints against owners, drivers and "set ups" investigated	710
Articles found in carriages reported by drivers	288

* Includes 8 female hackney carriage drivers

Public Taxicab Stands

There are 386 established public taxicab stands, with capacity for 990 cabs, at the present time.

Private Hackney Stands

Chapter 392 of the Acts of 1930 provides for the occupation of private hackney stands (that is, upon private property) by licensed hackney carriage owners.

During the year, 28 applications (capacity, 423 carriages) for such private hackney stands were granted.

Sight-Seeing Automobiles

During the year ending November 30, 1958, licenses for 19 sight-seeing automobiles were granted.

There were 28 sight-seeing drivers' licenses granted.

Hackney Carriage Violations

During the past year, 680 tags were issued to taxicab drivers for various violations. Fifty-one penalties were imposed, which included 48 revocations. This system of discipline has continued to result in relieving courts of many minor cases which would tend to congest their dockets.

Listing Work in Boston

YEAR	CANVASS	YEAR	CANVASS
1903*	181,045	1930	502,101
1904	193,195	1931	500,986
1905	194,547	1932	499,758
1906	195,446	1933	501,175
1907	195,900	1934	502,936
1908	201,552	1935	509,703
1909	201,391	1936	514,312
1910†	203,603	1937	520,838
1911	206,825	1938	529,905
1912	214,178	1939	534,230
1913	215,388	1940	531,010
1914	219,364	1941	541,335
1915	220,883	1942	539,408
1916‡	—	1943	540,517
1917	221,207	1944	543,051
1918	224,012	1945	549,899
1919	227,466	1946	545,506
1920	235,248	1947	551,145
1921§	480,783	1948	548,111
1922	480,106	1949	544,898
1923	477,547	1950	541,762
1924	485,677	1951	534,418
1925	489,478	1952	526,396
1926	493,415	1953	526,927
1927	495,767	1954	506,072
1928	491,277	1955	513,230
1929	493,250	1956	501,671
		1957	486,421

* 1903 to 1909, both inclusive, listing was on May 1
† 1910 listing changed to April 1
‡ 1916 listing done by Board of Assessors
§ 1921 law changed to include women in listing
|| 1935 first year of listing as of January 1, instead of April 1

The following shows the total number of persons listed in January of the present year:

Male	217,953
Female	256,079
Total	474,032

Listing Expenses

The expenses of listing residents, both male and female, twenty years of age or more, not including the services rendered by members of the police force, were as follows:

Printing police list	\$50,000.00
Services rendered in processing residents' file	12,750.00
Newspaper notices	1,316.34
Stationery	6,978.50
Directory	75.00
Rental of folding chairs and tables	190.80
Total	\$71,310.64

Number of Policemen Employed in Listing

January 2	520
January 3	480
January 4	465
January 5	118
January 6	403
January 7	396
January 8	222
January 9	195
January 10	173
January 11	123
January 12	63
January 13	81
January 14	53
January 15	43
January 16	32
January 17	26
January 18	20
January 19	19
January 20	4

Police Work on Jury Lists

The Police Department under the provisions of chapter 348, Acts of 1907, assisted the Election Commissioners in ascertaining the qualifications of persons proposed for jury service.

The police findings in 1958 may be summarized as follows:

Dead or could not be found in Boston	2,642
Physically incapacitated	254
Convicted of crime	117
Unfit for various reasons	1,672
Apparently fit	11,761
Total	16,446

The Election Commissioners sent to the Police Department for delivery 11,841 summonses to persons for jury service.

Special Police

Special police are appointed to serve without pay from the city on a written application of any officer or board in charge of a department of the City of Boston, or on the application of any responsible corporation or person, to be liable for the official misconduct of the person appointed.

“New” applicants for appointment as special policemen for the year commencing as of April 1, 1958, were fingerprinted by the department, as has been the custom, and their records, if any, searched for by the Bureau of Criminal Investigation.

During the year ending November 30, 1958, there were 1,047 special police officers appointed; 3 applications for appointment were refused for cause; 9 appointments were canceled for nonpayment of license fee; and 8 appointments were canceled for other reasons.

Appointments were made on applications received as follows:

From corporations and associations	659
From theaters and other places of amusement	156
From city departments	205
From churches	23
From private institutions.	4
Total	<u>1,047</u>

Pistols, Revolvers and Machine Guns

The following table shows the number of applications made to the Police Commissioner for licenses to carry pistols or revolvers and to possess machine guns in the Commonwealth during the past five years, the number of such applications granted, the number refused, and the number revoked:

YEAR	Applications	Granted	Rejected	Licenses Revoked
1954	2,873	2,814	59	3
1955	2,899	2,828	71	4
1956	2,825	2,740	85	1
1957	2,476	2,419	57	1
1958	2,163	*†2,046	117	3

* Includes 1 no fee and 4 withdrawn
 † 20 licenses to possess machine guns

Dealers in Firearms, Shotguns and Rifles — Gunsmiths

	Applications	Granted 1958	Rejected	Licenses Revoked
Gunsmiths	11	10	1	0
Firearms dealers	13	12	1	0
Shotguns and rifles	4	4	0	0
Permits to purchase	5	3	2	0

Public Lodging Houses

Public lodging houses licensed by the Police Commissioner under provisions of Chapter 140, Sections 33-36, G. L. (Ter. Ed.), showing locations and number of lodgers accommodated:

LOCATION	Number Lodged
1-3 Dover street	2,473
287 Hanover street	780
8 Pine street	61,083
87 Vernon street	635
Total	64,971

Property Clerk

The Property Clerk's Office is charged with the care of all lost, stolen, and abandoned property, money, or other property alleged to have been illegally obtained, and all articles and property taken from persons arrested for any cause. In its custody are also placed all seized liquor and gaming implements which come into the possession of the department.

All orders for supplies, uniforms, and equipment are issued by this office.

During the year 146 motor vehicles came into custody of this office: 37 vehicles were returned to legitimate claimants and 132 vehicles were sold at public auction. There are now 65 motor vehicles in custody.

A maintenance shop for the servicing of department automobiles is in operation on a 24-hour basis. During the year, on 5,897 occasions, department cars were repaired and, on 2,128 occasions, cars were serviced. One hundred twenty-seven department cars and 151 privately-owned cars were towed by the department wrecker. The department operates a motorcycle repair shop where, on 732 occasions, motorcycles were repaired and serviced during the year.

The Supervisor of Automotive Equipment is responsible for the inspection of all department vehicles, all garages in the various divisions, and is required to investigate and report on all accidents involving department vehicles.

Lost and Found Property

Articles on hand December 1, 1957	446
Articles received during the year to November 30, 1958	286
Total	<u>732</u>
Disposed of:	
Delivered to owners	121
Worthless	102
Perishable articles delivered to Overseers of Public Welfare	2
Sold at public auction	118
Total number of articles disposed of	<u>343</u>
Total number of articles on hand November 30, 1958	389

Special Events

The following is a list of the special events which occurred during the year, giving the number of police detailed for duty at each:

1957		Men
Dec. 1	Parade of the Holy Name Societies	40
Dec. 9	Boston Garden, Boston Police Relief Association Ball	325
Dec. 23	Boston Police Department Band participation in the Boston Globe Santa Fund Drive	35
Dec. 24	Christmas Eve Carol Singers, etc., on Beacon Hill	65
Dec. 31	New Year's Eve celebrations	1,245
1958		Men
Jan. 23	Funeral of Detective Walter F. Nickerson	40
Jan. 26	Mothers' March on Polio in connection with the March of Dimes	45
Jan. 29	Funeral of Capt. John H. Cloran	240
Feb. 9	Boston Garden, Boston American Silver Skate Carnival	30
Feb. 9	Boy Scout Sunday ceremony at Holy Cross Cathedral	20
Feb. 16	Visit of Pat Boone, television star	20
Feb. 17	Symphony Hall, musical demonstration by sisters and pupils of the Catholic schools	15
Feb. 22	State House, reception of His Excellency Governor Foster Furcolo	150
Feb. 22	Symphony Hall, musical demonstration by sisters and pupils of the Catholic schools	20
Feb. 23	Heart Fund collections by volunteers	30
Mar. 7	Boston Garden, schoolboy hockey game	15
Mar. 16	Annual Camp Fire Sunday at the Holy Cross Cathedral	20
Mar. 17	South Boston, Evacuation Day parade	420
Mar. 20	Boston Garden, schoolboy hockey game	15
Mar. 21	Boston Garden, schoolboy hockey game	15
Mar. 22	Boston Garden, schoolboy hockey game	15
April 5	Parade of Capri Theater	10
April 6	Easter parade	25
April 8	Parade of Saxon Theater	10
April 12	Cathedral Club road race	45
April 13	Parade and pilgrimage by Archdiocesan Union of the Holy Name Societies	25
April 15	Parade of Paramount Theater	10
April 16	Parade of Saxon Theater	10
April 19	Boston Athletic Association Marathon	270
April 19	City of Boston Patriots' Day parade and celebrations	95
April 19	Dorchester, Masonic parade	40
April 20	Visit of the Most Reverend Amleto Giovanni Cicognani, Apostolic Delegate to the United States	25
April 21	Boston Garden, Boston Fireman's Relief Fund Annual Concert and Ball	40
April 27	Boston Garden, rally to salute Israel on its 10th Anniversary	15
April 28	Dorchester, Holy Child Baseball League parade and opening game at Roman Park	40
April 29	American Cancer Association, house collections	45
May 3	Parkway Little League, parade and baseball game at Little League Field	20
May 3	Parade of M.I.T. Interfraternity Conference	15
May 3	Funeral of Ex-Governor Alvan T. Fuller	30
May 3	Parade of Raymond's, Inc.	15
May 3	East Boston, Little League parade and baseball game at American Legion Park	20
May 14	Parade of Raymond's, Inc	10

1958		Men
May 15	Harvard Outing Club, bicycle race	10
May 15	Solemn Pontifical Mass at the Cathedral	20
May 17	Mission Hill, Little League parade and baseball game at Smith Street Playground	20
May 17	South End, parade of the Claremont Neighborhood Association	15
May 18	Cemeteries and vicinity on Sunday	15
May 18	Protestant Laymen's Breakfast Committee, services and parade to Mechanics Building	35
May 19	Funeral of Patrolman Edward J. McNamara	40
May 19	South End, Boys' Baseball League, parade and baseball game	20
May 24	Funeral of Patrolman Leon M. Reese	40
May 25	South End, Military Mass at Holy Trinity Church	15
May 25	Cemeteries and vicinity on Sunday	110
May 25	Charlestown, parade of Fleet Reserve Association, Branch Number 3 of Boston	15
May 25	Suffolk County Council, American Legion ceremony at Mt. Hope Cemetery	20
May 26	City Hall, Mayor's Field Day activities	40
May 28	Parade of Boston School Cadets	310
May 30	Cemeteries and vicinity on Memorial Day	150
May 30	Boston Parks and Recreation Department, cemeteries and vicinity on Memorial Day	40
May 30	Dorchester, William G. Walsh Post, No. 369, American Legion, parade and services	60
May 30	Dorchester, John P. McKeon Post, No. 146, AMVETS, parade and services at Cedar Grove Cemetery	30
May 30	Brighton, Allied War Veterans parade	20
May 30	Hyde Park, Cecil Fogg Post, American Legion, parade	15
May 30	Back Bay, AMVETS parade	20
June 1	Mt. Hope Cemetery, Policemen's Memorial Exercises	350
June 1	North End, parade of Society Santa Maria Di Anzano	15
June 2	Ancient and Honorable Artillery Company parade	150
June 6	City Hall, Mayor's Field Day activities	40
June 8	Forest Hills Cemetery, Firemen's Memorial Day exercises	20
June 8	South End, Boston College Baccalaureate exercises at the Church of the Immaculate Conception	15
June 9	Symphony Hall, Harvard College Class of 1933, reunion activities	15
June 10	Boston College commencement exercises	15
June 12	State House, National Lancers escort for His Excellency Governor Foster Furcolo to Harvard University	30
June 14	North End, parade of St. Domenic Society	20
June 14	Dorchester Day road race, conducted by the Knights of Columbus	20
June 16	Solemn Pontifical Mass at the Cathedral of the Holy Cross	20
June 16	Charlestown, "Night Before" Bunker Hill Day celebrations, street duty, traffic duty, and banquets	35
June 17	Charlestown, Bunker Hill Day parade	280
June 17	Charlestown, Bunker Hill Day celebrations, street duty, block parties, dances, and historical pageant	40
June 21	Funeral of Patrolman Walter P. Heffernan	40
June 22	Roxbury, parade of St. John the Baptist Confraternity	15
June 22	Hyde Park, Cecil W. Fogg, Post No. 73, American Legion, parade	20
June 22	North End, parade of Maria S.S. Del Soccorso	15
June 23	Saunders Stadium, South Boston, music festival	38
June 23	Fenway Park, Mayor's Charity Field Day	35
June 28	Democratic Pre-Primary Convention at the Hotel Bradford	15
June 28	Saunders Stadium, South Boston, music festival	40

1958		Men	
June	29	North End, parade of St. Mary of the Grace Society	15
June	29	Visit of the Shah of Iran	20
July	2	Visit of Prime Minister from Nova Scotia, Canada	20
July	3	Visit of Mr. Anman Ali from Pakistan	20
July	3	City of Boston distribution of ice cream and candy at the various playgrounds and schoolyards	45
July	4	Independence Day parade	30
July	4	Boston Common, Independence Day band concert and fireworks display	35
July	4	Columbus Park, South Boston, Independence Day band concert and fireworks display	20
July	4	Jamaica Plain, Independence Day band concert and fireworks display	20
July	4	Franklin Park, Dorchester, Independence Day band concert and fireworks display	20
July	4	Smith Field, Brighton, Independence Day band concert and fireworks display	25
July	4	East Boston Stadium, Independence Day band concert and fireworks display	25
July	9	Discontinuance of service on the Old Colony Division of the New York, New Haven & Hartford Railroad	30
July	9	Funeral of Capt. Edwin P. Murphy	95
July	10	Discontinuance of service on the Old Colony Division of the New York, New Haven & Hartford Railroad	30
July	13	Suffolk Downs, "Jimmy" Fund Kick-off spaghetti supper	170
July	16	Open House at Police Headquarters sponsored by the L.B.M.	40
July	19	North End, parade of San Rocco Society	15
July	20	North End, parade of San Rocco Society	15
July	20	Roxbury, parade of National Association for Advancement of Colored People	20
July	25	North End, parade of St. Joseph Society	25
July	26	North End, parade of St. Joseph Society	20
July	27	North End, parade of St. Joseph Society	15
July	27	North End, parade of San Lucy Society	15
Aug.	2	Departure of His Excellency Archbishop Richard J. Cushing and pilgrimage to Europe	20
Aug.	2	Citizens of Cuba parade	25
Aug.	3	Parade of 366th Infantry, AMVETS, Post No. 128.	50
Aug.	8	North End, parade of Santa Maria S. S. Della Cava Society	20
Aug.	9	North End, parade of Santa Maria S. S. Della Cava Society	15
Aug.	9	Parade of the First Marine Division Association	15
Aug.	10	North End, parade of Santa Maria S. S. Della Cava Society	15
Aug.	17	Parade of Sons of Union Veterans of the Civil War	15
Aug.	20	Parade of Plymouth Chamber of Commerce members	15
Aug.	20	Motor parade, Classic Car Club of America	25
Aug.	21	North End, parade of Societa Marittima Madonna Del Soccorso DiSciacca	20
Aug.	22	Parade of Aleppo Temple	25
Aug.	22	North End, parade of Societa Marittima Madonna Del Soccorso DiSciacca	15
Aug.	23	North End, parade of Societa Marittima Madonna Del Soccorso DiSciacca	15
Aug.	23	Visit of officers and crew of Italian destroyer "Raimondo Montecuccoli"	25
Aug.	24	Special Mass at the Holy Cross Cathedral for officers and men of the destroyer "Raimondo Montecuccoli"	20
Aug.	24	North End, parade of Societa Marittima Madonna Del Soccorso DiSciacca	15
Aug.	25	Parade and exercises of the officers and crew of the destroyer "Raimondo Montecuccoli"	20
Aug.	26	Parade of the National Federation of Post Office Clerks	20
Aug.	28	Sack Theatre parade	15
Aug.	29	North End, parade of St. Antonio De Padua Da Montefacione Society	25

1958		Men
Aug. 31	Jewish cemeteries and vicinity	15
Aug. 31	North End, parade of St. Antonio De Padua Da Montefacione Society	15
Sept. 1	North End, parade of St. Antonio De Padua Da Montefacione Society	25
Sept. 6	Visit of Hon. Richard M. Nixon, Vice-President	20
Sept. 7	North End, parade of Saint Rosalie's Society	15
Sept. 7	Jewish cemeteries and vicinity	15
Sept. 8	Political motorcades and rallies	25
Sept. 9	Preliminary Election	1,430
Sept. 12	White Stadium, C. Y. O. Music Festival	30
Sept. 14	Jewish cemeteries and vicinity	15
Sept. 21	Jewish cemeteries and vicinity	15
Sept. 22	Executive Department, Commonwealth of Massachusetts motorcade	15
Sept. 26	Visit of Hon. Henry Spaak, Secretary General of N.A.T.O.	12
Sept. 28	Visit of Secretary of State John F. Dulles	16
Oct. 1	Solemn Pontifical "Red Mass" at the Cathedral of the Holy Cross	20
Oct. 1	Visit of Undersecretary of State Robert Murphy	10
Oct. 2	Visit of Undersecretary of State Robert Murphy	10
Oct. 2	United Fund Campaign "Kick-off" rally	45
Oct. 5	Boston Parks and Recreation Department football games	22
Oct. 5	1959 United Fund Campaign parade	130
Oct. 6	Boston Fire Department, "Fire Prevention Week" exhibitions, drills in downtown Boston	25
Oct. 7	Fens Stadium, Columbus Park, South Boston, "Fire Prevention Week" demonstrations	30
Oct. 8	Saunders Stadium, South Boston, "Fire Prevention Week" demonstration	15
Oct. 9	Gibson Playground, Dorchester, "Fire Prevention Week" demonstration	15
Oct. 10	Fallon Field, Roslindale, "Fire Prevention Week" demonstration	15
Oct. 12	Boston Parks and Recreation Department football games	24
Oct. 12	South Boston, Olivia James House, Inc. road race	12
Oct. 13	Columbus Day parade	110
Oct. 13	1959 United Fund Campaign "Light Up the Sky" fireworks display	20
Oct. 14	Solemn Pontifical Mass for Pope Pius XII	30
Oct. 18	Rodeo parade	35
Oct. 18	New England Hi-Fidelity Music Show parade	10
Oct. 19	Jamaica Plain, parade of St. Thomas Church members	15
Oct. 19	Boston Parks and Recreation Department football games	25
Oct. 22	Loew's Orpheum Theatre parade	15
Oct. 23	Visit of former president Harry S. Truman	25
Oct. 26	Parade of Johnny Glastier's Terrier Five	10
Oct. 26	Boston Parks and Recreation Department football games	24
Oct. 31	Halloween celebrations	945
Nov. 1	Brighton, Ward 21, Republican State Committee parade	15
Nov. 2	Girl Scout Sunday ceremony at Holy Cross Cathedral	20
Nov. 2	Boston Parks and Recreation Department football games	24
Nov. 2	Democratic rally at the Hotel Bradford	20
Nov. 3	Christian Herter Committee motorcade	20
Nov. 3	Funeral of Michael T. Kelliher at the Cathedral of the Holy Cross	40
Nov. 4	State Election Day	1,430
Nov. 6	Veterans Administration, Boston Regional Office motorcade	10
Nov. 9	East Boston, Massachusetts State Council Knights of Columbus parade	25

1958		Men
Nov. 10	Funeral of Hon. Frederick W. Mansfield	20
Nov. 11	Department of Massachusetts, American Legion, Veterans' Day parade	450
Nov. 12	Boston Garden, benefit for the Jewish Memorial Hospital	20
Nov. 14	Parade of Boston University students	15
Nov. 15	Funeral of Ex-Governor James M. Curley	80
Nov. 16	Boston Parks and Recreation Department football games	24
Nov. 23	Boston College Stadium, Boston Parks and Recreation Department championship football game	35
Nov. 27	White Stadium, high school football games	50

Note

December 1, 1957, to January 8, 1958, 27 officers performed a total of 1,053 duties for that period in connection with the City of Boston Festival on Boston Common.

March 9, 1958, to March 15, 1958, inclusive, 14 officers performed a total of 84 duties for that period in connection with the Horticultural Society Flower Show at Mechanics Building.

March 26, 1958, to March 29, 1958, inclusive, 10 officers performed a total of 40 duties for that period in connection with the Vincent Club Annual Show at the New England Mutual Hall.

April 14, 1958, to April 20, 1958, inclusive, 10 officers performed a total of 70 duties for that period in connection with the 1958 season of the Metropolitan Opera Company at the Metropolitan Theatre.

April 14, 1958, to April 24, 1958, inclusive, 4 officers performed a total of 36 duties for that period in connection with the "Bicycle Safety" days sponsored by the Boston Parks and Recreation Department.

May 2, 1958, to May 23, 1958, inclusive, 4 officers performed a total of 44 duties for that period in connection with the Garment Union labor dispute.

May 3, 6, and 7, 1958, 10 officers performed a total of 30 duties for that period in connection with the National Civil Defense test.

June 6, 1958, to June 22, 1958, inclusive, 50 officers performed a total of 850 duties for that period in connection with the Boston Arts Festival on the Public Gardens.

June 24, 1958, to June 30, 1958, inclusive, 4 officers performed a total of 28 duties for that period in connection with the meeting of the General Council of Congregational Christian Churches at Mechanics Building.

September 21, 1958, to September 28, 1958, inclusive, 8 officers performed a total of 64 duties for that period in connection with the North Atlantic Treaty Organization Conference in the Greater Boston area.

November 8, 1958, to November 16, 1958, inclusive, 20 officers performed a total of 180 duties for that period in connection with the General Motors Motorama at the Commonwealth Armory.

November 12, 1958, to November 15, 1958, inclusive, 30 officers performed a total of 120 duties for that period in connection with the viewing of the body of Ex-Governor James M. Curley.

November 15, 1958, to November 18, 1958, inclusive, 35 officers performed a total of 140 duties for that period in connection with the visit of Queen Frederika and Princess Sophia of Greece.

November 21, 1958, to November 30, 1958, inclusive, 27 officers performed a total of 270 duties for that period in connection with the City of Boston Christmas Festival on Boston Common.

Miscellaneous Business

	1955-56	1956-57	1957-58
Abandoned children cared for	26	33	28
Buildings found open and made secure	4,288	4,140	3,454
Dangerous buildings reported	105	56	67
Dangerous chimneys reported	15	17	12
Dead bodies recovered and cared for	833	828	826
Defective drains and vaults reported	13	5	9
Defective fire alarms and clocks reported	0	3	7
Defective gas pipes reported	5	7	7
Defective hydrants reported	27	10	16
Defective street lights reported	3,122	2,762	2,400
Defective sewers reported	134	54	71
Defective streets and walks reported	2,427	1,649	1,751
Defective water pipes reported	56	136	68
Fire alarms given	8,961	9,680	7,890
Fires extinguished	679	652	749
Insane persons taken in charge	891	960	783
Lost children restored	1,095	1,088	809
Number of persons committed to bail	2,237	2,704	2,782
Persons rescued from drowning	6	5	7
Sick and injured persons assisted	20,221	20,695	18,765
Street obstructions removed	52	41	30
Water running to waste reported	340	379	275

Pensions and Benefits

On December 1, 1957, there were 815 persons on the pension roll. During the year 32 died, viz: 2 captains, 1 lieutenant, 6 sergeants, 18 patrolmen, 4 civilians, and 1 annuitant. Forty-five were added, viz: 1 deputy superintendent, 1 captain, 5 lieutenants, 6 sergeants, 22 patrolmen, 3 civilians, and 7 annuitants, leaving 828 on roll at date, 712 pensioners and 116 annuitants.

The payments on account of pensions and annuities during the year amounted to \$1,793,239.01.

The invested fund of the Police Charitable Fund amounted to \$207,550.00. There are 28 beneficiaries of the fund at the present time, and there has been paid to them the sum of \$4,502.00 during the past year.



Finis

Statistical Tables

TABLE II
Changes in Authorized and Actual Strength of Police Department

RANKS AND GRADES	AUTHORIZED STRENGTH	ACTUAL STRENGTH	
	Nov. 30, 1958	Nov. 30, 1958	Net Gain or Loss (Plus or Minus)
Police Commissioner	1	1	—
Secretary	1	1	—
Confidential Secretary	1	1	—
Assistant Secretaries	2	2	—
Superintendent	1	1	—
Deputy Superintendents	4	4	—
Captains	32	28	Minus 4
Lieutenants and Lieutenant-Detectives	85	83	Minus 2
Sergeants and Sergeant-Detectives	234	232	Minus 2
Patrolmen	*2,501	2,457	Minus 44
Patrolwomen	†12	6	Minus 6
Totals	2,874	2,816	Minus 58

* Includes 184 Detective-Patrolmen.
† Includes 1 Detective-Patrolwoman.

TABLE III

List of Police Officers in Active Service Who Died During the Year Ending
November 30, 1958

RANK	Name	Division	Date of Death	Cause of Death
Patrolman	Walter P. Heffernan	2	June 18, 1958	Heart trouble
Patrolman	James V. McCabe	2	Nov. 30, 1958	Carcinoma
Detective-Patrolman	Walter F. Nickerson	3	Jan. 20, 1958	Carcinoma
Patrolman	Edward J. McNamara	6	May 15, 1958	Heart trouble
Captain	John H. Cloran	14	Jan. 26, 1958	Heart trouble
Patrolman	Leon M. Reese	15	May 22, 1958	Carcinoma
Captain	Edwin P. Murphy	Bureau of Criminal Investigation	July 6, 1958	Carcinoma

TABLE IV

Members of Department Retired During the Year Ending November 30, 1958, Giving Age at the Time of Retirement and the Number of Years' Service of Each.

NAME	Cause of Retirement	Age at Time of Retirement	Years of Service
Armstrong, Walter ¹	30 Years' Service	58	31
Augusta, George V.	Incapacitated	66	40
Beers, Benjamin R. ²	30 Years' Service	65	38
Burns, Frank C. ³	Incapacitated	65	35
Byrne, Michael	Incapacitated	63	38
Cain, William A. ³	Incapacitated	64	30
Casey, John F. ³	Incapacitated	64	30
Chaplain, Frank E. ³	Incapacitated	63	31
Church, James V. ¹	Incapacitated	62	26
Clougherty, Michael T.	Incapacitated	65	37
Conaty, Thomas J.	Incapacitated	60	32
Conlan, Frank J. ¹	30 Years' Service	61	38
Conway, John L. ²	Incapacitated	59	22
Cuddy, Elmer J. ³	Incapacitated	65	30
Cunningham, Thomas J. ⁵	30 Years' Service	65	37
Dalton, Robert J. ¹	30 Years' Service	61	38
Dame, John J. ³	Age	65	28
Deady, Joseph J.	Incapacitated	64	35
Dever, Joseph F.	Incapacitated	65	38
Dias, Albert R.	Incapacitated	69	38
Doherty, George V. ¹	Incapacitated	51	13
Donovan, Catherine E. ¹	Age	70	19
Donovan, Daniel J.	Incapacitated	65	38
Flanagan, Edward ¹	Age	70	12
Foley, James L. ³	Age	65	28
Fraser, John ¹	Incapacitated	59	25
Gebhardt, Henry W. ¹	Age	70	15
Gilmore, John J.	Incapacitated	65	38
Harris, John L.	Incapacitated	62	36
Haynes, James A. ³	Incapacitated	62	32
Hoar, Charles H.	Incapacitated	62	37
Kahler, Frederick G.	Incapacitated	62	35
Kiley, David F. ³	Incapacitated	65	28
Leary, Thomas J.	Incapacitated	64	38
Lomas, Harry ¹	30 Years' Service	60	31
Love, Ernest J. ⁵	30 Years' Service	64	31
Lynch, Frank E. ³	Incapacitated	59	30
Mahoney, Dennis G.	Incapacitated	68	36
Mame, John P. J.	Incapacitated	63	38
McGuirk, James W. ¹	30 Years' Service	64	38
McKenzie, William H.	Incapacitated	65	38
Miles, John T., Jr. ¹	30 Years' Service	64	31
Murphy, Albert J.	30 Years' Service	62	31
Murphy, Francis J.	Incapacitated	60	37
Nathan, Maxwell ¹	Incapacitated	57	17
O'Connor, Peter P.	30 Years' Service	65	38
Owen, William H.	Incapacitated	60	38
Owirka, John M. ³	Incapacitated	47	11
Perreco, Constantino ¹	Incapacitated	67	11
Regan, Charles D.	30 Years' Service	63	31
Reilly, Eugene A. ³	Incapacitated	60	32
Rowell, Agnes G. ¹	Age	70	25
Rush, Henry F.	Incapacitated	62	38
Rydstrom, John W.	30 Years' Service	64	39
Schultz, Herbert E.	Incapacitated	66	37
Shea, Margaret C. ¹	Age	70	13
Slack, Stanley A. ³	Incapacitated	60	34
Smith, Philip F.	30 Years' Service	65	31
Tosko, John ³	Incapacitated	61	33
Walkins, John J.	Incapacitated	65	36
Walsh, Henry A.	30 Years' Service	70	32
Ward, John J. ³	Incapacitated	64	38
Wilkinson, James J.	30 Years' Service	47	30
Williams, William C. ¹	Incapacitated	56	29

¹ Retired under Boston Retirement System.² Retired under General Laws, Chapter 32, Section 57.³ Retired under State-Boston Retirement System.⁴ Civilians retired under State-Boston Retirement System.⁵ Retired Veterans under General Laws, Chapter 32, Section 58.⁶ Retired Civilian Veterans under General Laws, Chapter 32, Section 58.

TABLE V

Officers Who Were Promoted During the Year Ending November 30, 1958

DATE	Rank and Name
1958	
January 8	Captain Andrew Markhard to rank of Deputy Superintendent
January 15	Lieutenant Herbert F. Mulloney to rank of Captain
February 5	Lieutenant Joseph J. Cummings to rank of Captain
February 5	Lieutenant William J. Hogan to rank of Captain
February 5	Lieutenant John J. O'Keefe to rank of Captain
February 5	Lieutenant Francis X. Quinn to rank of Captain
February 5	Lieutenant John J. Slattery, Jr., to rank of Captain
February 5	Lieutenant James J. Sullivan to rank of Captain
February 5	Sergeant Samuel K. Abany to rank of Lieutenant
February 5	Sergeant John J. Bonner to rank of Lieutenant
February 5	Sergeant Martin J. Byrnes to rank of Lieutenant
February 5	Sergeant Francis A. Campbell to rank of Lieutenant
February 5	Sergeant John T. Howland to rank of Lieutenant
February 5	Sergeant Francis R. McCarthy to rank of Lieutenant
February 5	Sergeant Andrew J. Purcell to rank of Lieutenant
February 5	Sergeant Jeremiah P. Sullivan to rank of Lieutenant
February 5	Patrolman Michael J. Bucelwicz to rank of Sergeant
February 5	Patrolman John L. Buckley to rank of Sergeant
February 5	Patrolman Thomas C. Conboy to rank of Sergeant
February 5	Patrolman Richard C. Coughlin to rank of Sergeant
February 5	Patrolman John F. Everett to rank of Sergeant
February 5	Patrolman John J. Lawless, Jr., to rank of Sergeant
February 5	Patrolman Frederick J. Lovett, Jr., to rank of Sergeant
February 5	Patrolman Jerome P. McCallum to rank of Sergeant
February 5	Patrolman Daniel J. O'Shea to rank of Sergeant
February 5	Patrolman Lawrence J. O'Sullivan to rank of Sergeant
February 5	Patrolman Frederick W. Ramsey to rank of Sergeant
February 5	Patrolman John J. Ridge to rank of Sergeant
February 5	Patrolman Francis R. Roust to rank of Sergeant
February 5	Patrolman Paul Wilkening to rank of Sergeant
February 5	Patrolman Raymond E. Wood to rank of Sergeant
March 26	Patrolman William C. Driscoll to rank of Sergeant
March 26	Patrolman Daniel J. MacDonald to rank of Sergeant
March 26	Patrolman Paul M. Ryan to rank of Sergeant
May 7	Sergeant Albert J. Connelly to rank of Lieutenant
May 7	Sergeant Edward F. Sherry to rank of Lieutenant
June 3	Patrolman Jeremiah E. Ahern, Jr., to rank of Sergeant
June 3	Patrolman John E. Barry, Jr., to rank of Sergeant
June 3	Patrolman Earl R. Coutu to rank of Sergeant
June 3	Patrolman John J. Driscoll to rank of Sergeant
June 3	Patrolman Mark J. Flaherty to rank of Sergeant
June 3	Patrolman Martin J. Howard, Jr., to rank of Sergeant
June 3	Patrolman Salvatore J. Ingenero to rank of Sergeant
June 3	Patrolman John W. Kimball to rank of Sergeant
September 13	Captain Francis G. Wilson to rank of Deputy Superintendent

TABLE VI
Members of Police Force on November 30, 1958, Who Were Appointed
in the Year Indicated

DATE OF APPOINTMENT	Superintendent	Deputy Superintendents	Captains	Lieutenants and Lieutenant- Detectives	Sergeants and Sergeant- Detectives	Detectives—First, Second and Third Grade	Patrolmen and Patrolwomen	Totals
1916	—	—	—	1	—	—	—	1
1919	—	—	3	4	18	8	33	68
1920	—	—	1	1	7	4	16	29
1921	—	—	—	2	3	1	9	15
1922	—	—	2	5	1	4	1	13
1923	—	—	5	1	3	4	4	17
1924	—	—	2	2	1	1	8	14
1925	—	—	—	2	6	4	10	22
1926	—	1	4	9	8	10	41	73
1927	1	1	—	2	4	6	23	37
1928	—	—	1	—	3	3	20	27
1929	—	—	1	8	25	10	65	109
1930	—	—	—	4	2	—	9	15
1931	—	—	—	—	4	—	5	9
1937	—	—	4	13	41	14	57	129
1940	—	—	5	11	32	8	46	102
1941	—	—	—	3	4	7	31	45
1942	—	—	—	5	30	16	83	134
1943	—	—	—	2	8	9	32	51
1944	—	—	—	2	4	16	77	99
1945	—	—	—	2	1	4	32	39
1946	—	—	—	4	14	12	175	205
1947	—	—	—	—	7	14	142	163
1948	—	—	—	—	5	3	126	134
1949	—	—	—	—	1	3	121	125
1950	—	—	—	—	—	4	152	156
1951	—	—	—	—	—	8	275	283
1952	—	—	—	—	—	1	81	82
1953	—	—	—	—	—	2	104	106
1954	—	—	—	—	—	3	100	103
1955	—	—	—	—	—	5	100	105
1956	—	—	—	—	—	1	124	125
1957	—	—	—	—	—	—	123	123
1958	—	—	—	—	—	—	53	53
Totals	1	4	28	83	232	185	2,278	2,811

TABLE VII

Members of Police Force on November 30, 1958, Who Were Born in Year Indicated

DATE OF BIRTH	Superintendent	Deputy Superintendents	Captains	Lieutenants and Detectives	Sergeants and Sergeants-Detectives	Detectives First, Second and Third Grade	Patrolmen and Patrolwomen	Totals
1886				1		1		1
1888				1				1
1889							2	2
1890							2	2
1891					1		3	4
1892					2	1	5	8
1893					4	6	7	17
1894				2	6	5	18	31
1895			4	3	5	6	23	41
1896		2	3	3	9	5	29	51
1897			4	5	13	1	22	45
1898			2	7	5	7	18	39
1899		1	1	3	6	9	23	43
1900	1	1	2	5	13	9	30	61
1901			2	1	10	5	36	54
1902				3	9	1	20	33
1903			1	6	8		13	28
1904				2	5	1	13	21
1905				6	8	5	8	27
1906				1	5	6	13	25
1907			2	2	7	2	21	34
1908				2	8	3	25	38
1909				3	6	5	37	53
1910			2		11	10	31	54
1911					6	4	33	43
1912			1	3	7	7	38	56
1913			2	2	15	3	33	55
1914			2	3	5	7	42	59
1915				3	13	9	44	69
1916				7	12	6	66	91
1917				2	8	8	81	99
1918				2	3	7	98	110
1919				3	1	7	92	103
1920					6	6	102	114
1921					2	5	99	106
1922				1	3	3	136	143
1923					3	4	122	129
1924					2	7	113	122
1925					2	2	115	119
1926					3	5	137	145
1927						4	141	145
1928						1	112	113
1929							70	70
1930							62	62
1931						2	47	49
1932							39	39
1933							25	25
1934							20	20
1935							8	8
1936							4	4
Totals	1	4	28	83	232	185	2,278	2,811

The average age of the members of the force on November 30, 1958, was 41.01 years.

TABLE VIII

Number of Days' Absence from Duty by Reason of Disability During the Year Ending
November 30, 1958

December, 1957	3,045	July, 1958	2,834
January, 1958	4,205	August, 1958	2,837
February, 1958	4,012	September, 1958	3,198
March, 1958	3,633	October, 1958	3,341
April, 1958	2,856	November, 1958	2,825
May, 1958	2,813	Total	38,752
June, 1958	3,153		

Average number of men on the force 2,832
Average number of men sick daily 106, or 3.74 per cent

TABLE IX

Report of Accidents for the Year Ending November 30, 1958

CAUSE OF ACCIDENT	UNDER 4 YEARS				5 TO 14 YEARS				15 TO 54 YEARS				55 YEARS AND OVER				TOTALS			
	Killed		Injured		Killed		Injured		Killed		Injured		Killed		Injured		Killed		Injured	
	M	F	M	F	M	F	M	F	M	F	M	F	M	F	M	F	M	F	M	F
Bicycles			9	4			67	11			6	2			1	2			83	19
Carriages, Licensed							1	1			15	9	1		2		1		18	10
Coasting							10	7			1	1							11	8
Dogs, Bitten by			122	78			491	194			274	71			75	19			962	362
Electric Wires, Live											5	7			1				5	8
Excavation in Streets												1			1					2
Falling Objects			6	5	1		20	8			50	14			9	15	1		85	42
Falls, Various Causes			185	114	1		316	116	6	2	1,125	392	7	3	650	390	14	5	2,276	1,012
Glass, Cut by			14	8			36	23			106	43			9	3			165	77
Motorcycles							2		1		32	7			2	1	1		36	8
Motor Vehicles, Commercial		1	12	1			58	16	1		196	66	1	2	34	27	2	3	300	110
Motor Vehicles, Pleasure	1		136	67	2	1	322	153	13	3	962	504	11	4	210	146	27	8	1,630	870
Streetcars						1	3	1		1	19	10	1		3	11	1	2	25	22
Streets, Defects in			2								3	17			3	15			8	32
Trains, Railroad							1		3	1	13	4			4	1	3	1	18	5
Vehicles, Fire Department			1								4	1							5	1
Vehicles, Hand Drawn											2								2	
Vehicles, Horse Drawn							1												1	
Miscellaneous	2		93	74	2	2	253	88	11	5	1,276	305	12	2	299	83	27	9	1,921	550
Total Killed	3	1			6	4			35	12			33	11			77	28		
Total Injured			580	351			1,581	618			4,089	1,454			1,301	715			7,551	3,138

TABLE X
Number of Arrests by Police Divisions During the Year Ending November 30, 1958

DIVISIONS	Males	Females	Totals
Bureau of Criminal Investigation	2,388	441	2,829
Division 1	2,176	202	2,378
Division 2	1,578	401	1,979
Division 3	3,723	522	4,245
Division 4	13,657	1,585	15,242
Division 6	3,550	192	3,742
Division 7	2,720	177	2,897
Division 8	16	0	16
Division 9	9,415	1,226	10,641
Division 10	7,594	716	8,310
Division 11	3,111	175	3,286
Division 13	1,401	88	1,489
Division 14	3,333	482	3,815
Division 15	4,085	153	4,238
Division 16	9,096	1,376	10,472
Division 17	1,651	55	1,706
Division 18	1,094	68	1,162
Division 19	1,693	98	1,791
Traffic	16,710	2,981	19,691
Totals	88,991	10,938	99,929

TABLE XI

Arrests and Offenses for the Year Ending November 30, 1958

CLASS 1. OFFENSES AGAINST THE GOVERNMENT

NATURE OF OFFENSE	SEX		Totals	On Warrants	Without Warrants	Summoned by the Court	Foreigners	Non-Residents	MIXEDS		Held for Trial	Discharged or Released	JUVENILES	
	Males	Females							Males	Females			Males	Females
A. W. O. L. (U. S. Armed Forces)	16	-	16	-	16	-	-	7	11	-	16	-	-	-
Uniform of U. S. A., or exploiting	2	-	2	1	1	-	-	-	2	-	2	-	-	-
Totals	18	-	18	1	17	-	-	7	13	-	18	-	-	-

CLASS 2. OFFENSES AGAINST THE PERSON

Assault	7	-	7	5	-	2	-	-	5	-	7	-	-	2
Assault, accessory to	1	-	1	1	-	-	-	-	1	-	1	-	-	-
Assault with dangerous weapon	17	-	17	15	1	1	-	-	8	-	17	-	-	2
Assault, indecent	67	-	67	54	12	1	1	10	15	-	67	-	-	13
Assault, indecent on child under 14 years	69	-	69	58	9	2	3	7	21	-	69	-	-	13
Assault on police	86	9	95	65	26	4	2	14	22	3	95	-	-	6
Assault and battery	1,234	88	1,322	1,036	108	178	35	124	321	19	1,322	-	-	122
Assault and battery, dangerous weapon	420	56	476	385	68	23	17	25	147	9	476	-	-	56
Child, female, abuse of	55	-	55	54	1	-	-	8	24	-	55	-	-	1
Conspiracy to rob	75	1	76	76	-	-	-	4	15	-	76	-	-	5
Extortion	7	2	9	9	-	-	-	1	-	2	9	-	-	2
Intimidation and threatening language, using	133	16	149	120	4	25	5	4	36	10	149	-	-	19
Kidnapping	17	-	17	17	-	-	-	3	3	-	17	-	-	1
Manslaughter	46	3	49	31	18	-	1	12	6	1	49	-	-	-
Manslaughter, accessory to	1	-	1	1	-	-	-	-	-	-	1	-	-	-

TABLE XI — Continued
 CLASS 3. OFFENSES AGAINST PROPERTY — Concluded

NATURE OF OFFENSE	SEX		Totals	On Warrants	Without Warrants	Summoned by the Court	Foreigners	Non-Residents	Minors		Held for Trial	Discharged or Released	JUVENILES	
	Males	Females							Males	Females			Males	Females
Conspiracy to break and enter	5	—	5	3	2	—	—	1	—	—	5	—	—	—
Conspiracy to steal	23	1	24	24	—	—	—	6	1	1	24	—	—	—
Electricity, unlawfully diverting	2	—	2	2	—	—	—	—	—	—	2	—	—	—
Insider, defrauding	34	3	37	31	6	—	4	24	1	2	37	—	—	—
Larceny (\$50 or over)	838	164	1,002	780	173	49	19	290	241	31	1,002	109	10	10
Larceny (under \$50)	1,423	423	1,846	1,083	251	512	19	405	672	241	1,846	471	171	171
Larceny, attempt	112	8	120	91	17	12	1	21	46	3	120	28	—	—
Larceny from person (under \$50)	155	33	188	136	19	33	—	9	108	10	188	69	6	6
Larceny from person, attempt	17	1	18	15	3	—	—	4	13	—	18	4	—	—
Larceny of automobile	125	1	126	76	45	5	20	63	59	1	126	31	1	1
Larceny of automobile, attempt	36	—	36	24	9	3	—	8	29	—	36	9	—	—
Leased property, concealing, conveying, etc.	20	7	27	26	—	1	1	5	—	1	27	—	—	—
Lost property, failing to report finding of	1	—	1	1	—	—	—	—	—	—	1	—	—	—
Malicious mischief	182	17	199	117	25	57	1	16	122	7	199	73	5	5
Missiles, throwing	12	—	12	5	1	6	—	1	12	—	12	7	—	—
Mortgaged property, concealing, conveying, etc.	11	2	13	11	1	1	—	5	—	—	13	—	—	—
Personal property, willfully destroying	149	12	161	132	10	19	2	18	82	2	161	41	1	1
Stolen goods, buying, etc.	217	14	231	194	27	10	9	50	29	1	231	10	—	—
Telephone property, tampering with	9	—	9	9	—	—	—	1	6	—	9	—	—	—
Trespass	128	1	129	40	76	13	—	28	51	—	129	29	—	—
Totals	5,018	710	5,728	3,884	849	995	83	1,131	2,363	319	5,728	1,386	201	201

CLASS 4. OFFENSES AGAINST THE CURRENCY

Forgery and uttering	515	65	580	561	7	12	2	143	10	18	580	-	-	1
Worthless checks, passing	290	43	333	313	3	17	2	128	10	1	333	-	-	-
Worthless checks, passing, attempt	3	-	3	3	-	-	-	-	1	-	3	-	-	-
Totals	808	108	916	877	10	29	4	271	21	19	916	-	-	1

CLASS 5. OFFENSES AGAINST PUBLIC JUSTICE

Bribery	17	-	17	10	7	-	1	10	-	-	17	-	-	-
Capias	2	-	2	2	-	-	-	-	-	-	2	-	-	-
Contempt of court	1	-	1	1	-	-	-	-	-	-	1	-	-	-
Default warrants	580	15	625	625	-	-	10	105	52	10	625	-	-	2
Fugitive from justice	72	5	77	52	24	1	-	27	8	-	77	-	-	-
Obstructing justice	1	-	1	1	-	-	-	-	-	-	1	-	-	-
Parole, violation of conditions of	34	6	40	25	11	1	-	5	12	3	40	-	-	1
Perjury	1	-	1	1	-	-	-	-	-	-	1	-	-	-
Prisoner, escaped	30	2	32	26	6	-	-	15	13	2	32	-	-	-
Prisoner, rescue or attempt to	34	2	36	23	13	-	1	3	17	2	36	-	-	1
Probation, violation of conditions of	370	50	420	401	19	-	3	56	39	24	420	-	-	15
Witness, material	5	2	7	7	-	-	-	-	2	1	7	-	-	-
Totals	1,147	112	1,259	1,174	83	2	15	221	143	42	1,259	-	-	28

CLASS 6. OFFENSES AGAINST PUBLIC PEACE

Affray, engaging in	147	1	151	60	77	14	1	31	78	2	151	-	-	17
Concealed weapons (other than pistol) carrying	87	2	89	73	9	7	-	16	42	1	89	-	-	14
False alarms, ringing of	21	-	21	1	6	11	1	-	15	-	21	-	-	14
Firearms, discharging unlawfully	20	-	20	16	4	-	-	2	11	-	20	-	-	5
Pistol or revolver, carrying without license	208	8	216	171	31	14	6	30	60	2	216	-	-	26
Rioting	20	4	24	11	13	-	-	2	6	-	24	-	-	-
Totals	503	18	521	335	140	46	8	81	212	5	521	-	-	76

TABLE XI — Continued

CLASS 7. OFFENSES AGAINST PUBLIC HEALTH

NATURE OF OFFENSE	SEX		Totals	On Warrants	Without Warrants	Summoned by the Court	Foreigners	Non-Residents	MINORS		Held for Trial	Discharged or Released	JUVENILES	
	Males	Females							Males	Females			Males	Females
Health law, violation of	19	2	21	10	-	11	-	11	6	-	21	-	4	-
Totals	19	2	21	10	-	11	-	11	6	-	21	-	4	-

CLASS 8. OFFENSES AGAINST PUBLIC POLICY

Bets, registering	76	-	76	27	49	-	3	13	-	-	76	-	-	-
Gaming, or being present at	169	8	177	88	88	1	32	20	20	-	177	-	-	-
Lotteries and prize enterprises	89	1	90	21	69	-	9	20	-	-	90	-	-	-
Totals	334	9	343	136	206	1	44	53	20	-	343	-	-	-

CLASS 9. OFFENSES AGAINST CHASTITY, ETC., AND PUBLIC ORDER

Abduction	2	-	2	2	-	-	-	-	-	-	-	-	-	-
Abortion	2	1	3	3	-	-	-	1	-	-	-	-	-	-
Abortion, accessory to	2	-	2	2	-	-	-	-	-	-	2	-	-	-
Accessing and annoying opposite sex	12	-	42	31	8	3	2	7	12	-	42	-	6	-
Adultery	68	49	117	64	53	-	2	11	2	5	117	-	-	1
Alms, receiving unlawfully	14	6	20	11	8	1	-	3	1	-	20	-	-	-
Children, stubborn	75	93	168	144	3	21	2	5	75	93	168	-	59	71
City ordinances, violation of	41	16	57	42	12	33	-	9	11	3	57	-	2	2
Common nuisance (liquor) maintaining	5	2	7	7	-	-	-	-	-	-	7	-	-	-
Common nuisance (other than liquor) maintaining	3	2	5	5	-	-	-	1	-	1	5	-	-	-
Common raider and brawler	2	2	4	3	-	1	-	-	-	-	4	-	-	-

Delinquency, contributing to	61	17	78	65	1	12	7	13	10	3	78	-
Disorderly	35	5	40	1	39	-	3	8	19	5	-	40
Disturbing the peace	88	7	95	25	58	12	-	35	56	1	95	13
Drunkenness	21,139	1,833	22,972	-	22,972	-	1,272	3,143	443	24	22,972	25
Election law, violation of	1	-	1	-	1	-	-	-	-	-	1	-
Fish and game laws, violation of	2	-	2	2	-	-	-	-	-	-	2	-
Fornication	28	38	66	44	20	2	2	12	8	13	66	1
Harbor rules, violation of	6	-	6	-	-	6	-	2	-	-	6	-
Idle and disorderly	26	135	161	95	65	1	2	19	3	35	161	3
Illegitimacy	355	-	355	319	9	27	1	62	42	-	355	2
Ill-fame, keeping house of	4	6	10	8	2	-	1	1	-	1	10	-
Immoral entertainments	-	1	1	1	-	-	-	-	-	-	1	-
Incest	9	-	9	8	1	-	-	1	1	9	-	-
Indecent exposure of person	23	-	23	18	5	-	-	6	2	-	23	-
Lewd and lascivious cohabitation	79	63	142	104	38	-	3	3	5	12	142	2
Narcotic drug law, violation of	412	63	475	433	42	-	48	42	29	6	475	4
Nightwalking	1	7	8	7	1	-	-	-	-	-	8	-
Noisy and disorderly house, keeping of	4	5	9	8	1	-	1	-	-	-	9	-
Obscene books and prints	64	-	64	50	9	5	3	24	8	-	64	5
Obstructing free foot passage	25	-	25	4	2	19	-	1	24	-	25	11
Officer, assuming to be	4	-	4	2	2	-	1	2	-	-	4	-
Open and gross lewdness	183	9	192	156	29	7	7	11	26	1	192	13
Park rules, violation of	35	4	39	4	1	34	-	11	7	-	39	1
Polygamy	11	1	12	11	1	-	-	3	-	-	12	-
Premises, allowing to be used for immoral purposes	12	8	20	13	7	-	1	1	-	-	20	-
Profane and obscene language, using	30	6	36	13	20	3	5	3	16	-	36	5
Prostitute, deriving support from	10	-	10	8	2	-	-	-	2	-	10	-
Public meetings, disturbing	16	3	19	3	12	4	1	7	7	-	19	2
Refusing to pay fare or evading	27	1	28	13	14	1	-	7	9	-	28	4

TABLE XI — Continued

CLASS 9. OFFENSES AGAINST CHASTITY, ETC., AND PUBLIC ORDER — Concluded

NATURE OF OFFENSE	SEX		Totals	On Warrants	Without Warrants	Summoned by the Court	Foreigners	Non-Residents	MINORS		Held for Trial	Discharged or Released	JUVENILES	
	Males	Females							Males	Females			Males	Females
Regulations of School Committee, violation of	1	1	2	2	-	-	-	-	-	-	2	-	-	-
Safekeeping	1,056	57	1,113	617	492	4	24	353	217	17	-	1,113	39	5
Sauntering and loitering	10	-	10	-	10	-	-	-	10	-	10	-	4	-
Sodomy and other unnatural practices	136	10	146	122	23	1	1	21	50	4	146	-	17	-
Sodomy, attempt	8	-	8	8	-	-	-	2	1	-	8	-	-	-
Soliciting for a prostitute	7	1	8	8	-	-	-	1	-	-	8	-	-	-
Suspicious persons	4,374	544	4,918	-	4,918	-	137	839	1,233	99	-	1,918	53	5
True name law, violation of	14	2	16	14	1	1	2	6	1	1	16	-	-	-
Unlawfully detaining library books	7	6	13	6	-	7	-	5	1	3	13	-	-	-
Vagrants, tramps, etc.	66	6	72	18	54	-	2	30	5	-	72	-	-	-
Wages, non-payment of	13	1	14	12	-	2	2	4	-	-	14	-	-	-
Totals	28,638	3,011	31,649	2,504	28,938	297	1,526	4,748	2,339	325	25,578	6,071	269	93

CLASS 10. OFFENSES AGAINST FAMILY AND CHILD

Child, abandoning	-	3	3	3	-	-	-	1	-	-	3	-	-	-
Child, minor, neglecting	-	40	40	33	2	5	3	1	-	5	40	-	-	-
Child, neglected	4	5	9	-	-	9	-	-	4	5	9	-	4	5
Child, refusing to support	37	-	37	36	-	1	-	9	1	-	37	-	-	-
Child, wayward	-	3	3	1	1	1	-	-	-	3	3	-	-	3
Family, abandoning or neglecting	8	8	16	16	-	-	-	-	-	2	16	-	-	-

Family, refusing to support	1,225	67	131	41	24	64	13	158	27	—	1,225	—
Runaways	64	67	131	41	86	4	—	42	64	—	67	60
Tuancy	15	5	20	16	—	4	—	—	15	—	5	5
Totals	1,353	131	1,484	1,283	113	88	16	211	111	—	87	79

CLASS II. OFFENSES AGAINST MOTOR VEHICLE AND TRAFFIC LAWS

Automobile, failing to slow down	3,207	62	3,269	188	8	3,073	1	1,313	433	—	5	3,269	8
Automobile, failing to stop after causing injury to person	42	3	45	35	2	8	3	11	6	—	—	45	5
Automobile, failing to stop after causing injury to property	289	11	300	220	2	78	4	85	61	—	2	300	16
Automobile, insurance law, violation of	130	4	134	110	11	13	1	35	42	—	—	134	6
Automobile, operating under influence of liquor	374	11	385	274	97	14	11	94	34	—	—	385	2
Automobile, operating without license so to do	515	27	542	271	146	125	7	109	235	—	9	542	115
Automobile, operating without license or registration on person	218	9	227	49	27	151	—	78	39	—	—	227	1
Automobile, operating negligently, endangering public safety	583	25	608	477	12	119	15	167	124	—	3	608	17
Automobile, operating after revocation or suspension of license	265	5	270	197	45	28	3	61	73	—	2	270	7
Automobile, operating so as to exceed speed limits	1,987	53	2,040	133	10	1,897	1	936	389	—	3	2,040	9
Automobile, operating unregistered	151	6	157	101	29	27	2	35	44	—	—	157	3
Automobile, using without authority of owner	934	20	954	584	217	153	6	102	763	—	12	954	489
Automobile, miscellaneous violations	1,269	56	1,325	393	37	895	4	527	245	—	7	1,325	25
Law of the road, violations of	504	6	510	33	3	474	—	255	60	—	—	510	—
Regulations of Boston Traffic Commission, violation of	37,541	6,296	43,837	6,522	5	37,310	5	18,503	991	—	161	43,837	8
Traffic, willfully obstructing	18	—	18	6	3	9	—	11	1	—	—	18	—
Totals	48,027	6,594	54,621	9,593	654	44,374	63	22,336	3,530	—	204	54,621	711

TABLE XI — Concluded
CLASS 12. OFFENSES AGAINST THE LICENSE LAWS

NATURE OF OFFENSE	SEX		Totals	On Warrants	Without Warrants	Summoned by the Court	Foreigners	Non-Residents	MINORS		Held for Trial	Discharged or Released	JUVENILES	
	Males	Females							Males	Females			Males	Females
A. B. C. rules, violation of	15	-	15	7	1	7	1	4	6	-	15	-	3	-
Building laws, violation of	6	1	7	7	-	-	-	6	-	-	7	-	-	-
Common victualer, assuming to be	4	-	4	1	2	1	-	3	-	-	4	-	-	-
Dog law, violation of	41	36	77	10	-	67	1	-	-	3	77	-	-	2
Failing to register business	-	1	1	-	-	1	-	-	-	-	1	-	-	-
Firearm law, violation of	4	-	4	3	-	1	1	1	2	-	4	-	2	-
Fireworks, selling without license	5	-	5	2	2	1	-	2	-	-	5	-	-	-
Illegal sale of dangerous weapons	1	-	1	-	-	1	-	1	-	-	1	-	-	-
Junk collector, unlicensed	2	-	2	2	-	-	-	-	1	-	2	-	-	-
Liquor, unlawful sale of	39	9	48	31	7	10	6	15	-	1	48	-	-	-
Liquor, keeping and exposing for sale	15	6	21	15	6	-	3	-	-	-	21	-	-	-
Lodging house law, violation of	1	-	1	1	-	-	-	-	-	-	1	-	-	-
Merchandise, sale or storage in public place	18	-	18	-	14	1	2	5	1	-	18	-	1	-
Pawn shop law, violation of	1	-	1	1	-	-	-	-	-	-	1	-	-	-
Peddling without a license	2	-	2	1	-	1	-	1	1	-	2	-	-	-
Pharmacy law, violation of	15	-	15	15	-	-	1	13	-	-	15	-	-	-
Physician, practicing unlawfully	2	-	2	2	-	-	-	1	-	-	2	-	-	-
Secondhand articles dealer, unlicensed	3	-	3	2	-	1	-	-	-	-	3	-	-	-
Sunday law, violation of	5	-	5	1	-	4	-	3	-	-	5	-	-	-
Totals	179	53	232	101	32	99	15	55	11	4	232	-	6	2

RECAPITULATION

CLASS 1. Offenses against the Government	18	-	18	1	17	-	-	7	13	-	18	-	-	-
CLASS 2. Offenses against the Person	2,947	190	3,137	2,552	307	278	73	281	885	51	3,137	-	369	37
CLASS 3. Offenses against Property	5,018	710	5,728	3,884	849	995	83	1,131	2,363	319	5,728	-	1,386	201
CLASS 4. Offenses against the Currency	808	108	916	877	10	29	4	271	21	19	916	-	-	1
CLASS 5. Offenses against Public Justice	1,147	112	1,259	1,174	83	2	15	221	143	42	1,259	-	28	18
CLASS 6. Offenses against Public Peace	503	18	521	335	140	46	8	81	212	5	521	-	76	4
CLASS 7. Offenses against Public Health	19	2	21	10	-	11	-	11	6	-	21	-	4	-
CLASS 8. Offenses against Public Policy	334	9	343	136	206	1	44	53	20	-	343	-	-	-
CLASS 9. Offenses against Chastity, etc.	28,638	3,011	31,649	2,504	28,938	207	1,526	4,748	2,339	325	25,578	6,071	269	93
CLASS 10. Offenses against Family and Child	1,353	131	1,484	1,283	113	88	16	211	111	87	1,484	-	79	63
CLASS 11. Offenses against Motor Vehicle and Traffic Laws	48,027	6,594	54,621	9,593	654	44,374	63	22,336	3,530	204	54,621	-	711	15
CLASS 12. Offenses against License Laws	179	53	232	101	32	99	15	55	11	4	232	-	6	2
Totals	88,991	10,938	99,929	22,450	31,349	46,130	1,847	29,406	9,654	1,056	93,858	6,071	2,928	434

TABLE XII

Age and Sex of Persons Arrested

(NOTE: "M" male, includes boys; "F" female, includes girls)

OFFENSE	Under 10		10 and Under 17		17 and Under 21		21 and Under 25		25 and Under 30		30 and Under 35		35 and Under 40		40 and Under 45		45 and Under 50		50 and Under 55		55 and Under 60		Over 60	
	M	F	M	F	M	F	M	F	M	F	M	F	M	F	M	F	M	F	M	F	M	F	M	F
Class 1	-	-	-	-	13	-	3	-	1	-	1	-	-	-	-	-	-	-	-	-	-	-	-	-
Class 2	1	-	368	37	516	14	489	20	500	31	332	27	291	22	168	20	105	5	70	7	47	5	60	2
Class 3	51	3	1,335	198	977	118	615	73	613	67	518	74	356	50	218	71	89	22	141	12	61	14	41	8
Class 4	-	-	-	1	21	18	136	20	172	18	115	32	131	8	116	3	72	4	26	1	15	-	4	3
Class 5	1	-	27	18	115	24	158	14	232	18	212	13	159	11	108	9	53	3	27	-	32	1	23	1
Class 6	1	-	75	4	136	1	111	8	56	2	45	2	24	-	28	-	11	-	9	-	6	-	1	1
Class 7	-	-	4	-	2	-	3	-	1	-	-	-	3	-	1	-	1	1	3	-	-	-	1	1
Class 8	-	-	-	-	20	-	18	-	33	-	53	1	58	4	56	3	36	1	25	-	17	-	18	-
Class 9	1	-	268	93	2,070	232	3,089	345	3,119	436	2,839	408	4,045	428	2,866	272	2,872	262	2,489	188	2,663	205	2,317	142
Class 10	5	3	74	60	32	24	153	8	259	12	262	10	213	5	165	3	100	4	51	1	27	1	12	-
Class 11	1	-	710	15	2,819	189	4,799	744	7,506	1,158	8,456	1,663	10,357	1,204	5,219	689	3,220	362	2,112	280	1,670	179	1,128	111
Class 12	-	-	6	2	5	2	9	9	23	8	23	4	35	8	28	8	13	4	11	3	6	3	20	2
Total Males	61	-	2,867	-	6,726	-	9,583	-	12,515	-	12,856	-	15,672	-	9,003	-	6,572	-	4,961	-	4,544	-	3,628	-
Total Females	-	6	-	128	-	622	-	1,241	-	1,750	-	2,234	-	1,740	-	1,078	-	668	-	492	-	408	-	271

TABLE XIII

Showing the Number of Licenses of All Kinds Issued by the Police Commissioner and the Amount of Money Received from All Sources and Paid to the City Collector-Treasurer During the Year Ending November 30, 1958

CLASS OF LICENSE	Applications Received	Licenses Issued With Fee	Licenses Issued Without Fee	Applications Withdrawn or No Action	Rejected	Canceled for Non-payment of Fee	Canceled for Various Reasons	Revoked or Suspended	Transferred	Complaints Investigated	Amount
Auctioneer (Class 1)	70	67	1	-	-	2	1	-	-	-	\$670 00
Auctioneer (other classes)	10	10	-	-	-	-	-	-	-	1	220 00
Bicycle registrations	2,067	2,067	-	-	-	-	-	-	-	-	516 75
Dog	13,364	13,351	12	-	1	-	-	-	-	298	30,334 00
Driver (hackney carriage)	7,143	6,925	-	-	218	-	-	38	-	639	13,850 00
Firearms, dealer in	13	12	-	-	1	-	1	-	-	-	300 00
Gunsmith	11	10	-	-	1	-	1	-	-	-	50 00
Hackney carriage (and regrants)	1,853	1,853	-	-	-	-	328	1	-	77	16,730 00
Hackney carriage (replacement of drivers' badges)	42	42	-	-	-	-	-	-	-	-	42 00
Handcart (common carrier)	4	4	-	-	-	-	-	-	-	-	8 00
Junk collector	118	116	-	-	1	1	1	1	-	1	1,740 00
Junk shopkeeper	54	53	-	-	1	-	1	1	1	-	3,975 00
Musician (collective and sound car)	19	19	-	-	-	-	-	-	-	-	128 00
Musician (itinerant)	6	5	-	-	1	-	-	-	-	-	50 00
Pawnbroker	52	52	-	-	-	-	2	-	1	51	2,550 00
Public lodging house	4	-	4	-	-	-	-	-	-	-	-

Revolver (including machine gun)	2,163	2,038	4	4	4	117	—	—	—	—	—	—	—	—	—	—	—	2	10,190 00
Revolver, permit to purchase	5	3	—	—	—	2	—	—	—	—	—	—	—	—	—	—	—	—	15 00
Second-hand articles	294	280	6	2	2	1	2	—	—	—	—	—	—	—	—	—	—	24	8,400 00
Second-hand motor vehicle dealer	238	235	—	—	—	3	—	—	—	—	—	—	—	—	—	—	—	8	11,750 00
Shotguns and rifles, dealer in	4	4	—	—	—	—	—	—	—	—	—	—	—	—	—	—	—	—	100 00
Sight-seeing automobile	19	19	—	—	—	—	—	—	—	—	—	—	—	—	—	—	—	—	1,132 00
Sight-seeing driver	28	28	—	—	—	—	—	—	—	—	—	—	—	—	—	—	—	—	56 00
Special police	1,051	833	205	1	9	3	—	—	—	—	—	—	—	—	—	—	—	—	4,165 00
Street railway, conductor, motorman and starter	69	69	—	—	—	—	—	—	—	—	—	—	—	—	—	—	—	—	69 00
Copies of licenses and replacement dog tags	—	—	—	—	—	—	—	—	—	—	—	—	—	—	—	—	—	—	150 25
Copies of police reports	—	—	—	—	—	—	—	—	—	—	—	—	—	—	—	—	—	—	3,843 14
Damage to police property	—	—	—	—	—	—	—	—	—	—	—	—	—	—	—	—	—	—	732 29
Reimbursements	—	—	—	—	—	—	—	—	—	—	—	—	—	—	—	—	—	—	779 32
Sale of auctioneer record books	—	—	—	—	—	—	—	—	—	—	—	—	—	—	—	—	—	—	25 50
Sale of condemned property	—	—	—	—	—	—	—	—	—	—	—	—	—	—	—	—	—	—	150 00
Sale of lost, stolen and abandoned property	—	—	—	—	—	—	—	—	—	—	—	—	—	—	—	—	—	—	4,013 20
Sale of pawnbroker and second-hand articles report blanks	—	—	—	—	—	—	—	—	—	—	—	—	—	—	—	—	—	—	432 00
Use of police property	—	—	—	—	—	—	—	—	—	—	—	—	—	—	—	—	—	—	1,186 00
Totals	28,698	28,095	232	7	11	350	—	—	—	—	—	—	—	—	—	—	—	1,100	8,118,352 45
Credit by City Collector-Treasurer for money received for damage to police property, telephone commissions and dog fines	—	—	—	—	—	—	—	—	—	—	—	—	—	—	—	—	—	—	20,482 88
Grand Total	—	—	—	—	—	—	—	—	—	—	—	—	—	—	—	—	—	—	8,138,835 33

TABLE XIV
Number of Dog Licenses Issued During the Year Ending November 30, 1958

Divisions	Males	Females	Spayed	Kennels	Transfers	With Fee	Without Fee	Totals
1	40	4	10	—	—	54	—	54
2	3	2			—	5	—	5
3	141	51	64		—	256	2	258
4	398	104	130	2	1	635	1	636
6	458	45	179			682	—	682
7	592	84	244	—	—	920	—	920
8	—	—	—	—	—	—	—	—
9	762	91	193	—	—	1,046	—	1,046
10	562	66	195	—	—	823	—	823
11	1,081	106	498	1	1	1,687	3	1,690
13	552	75	227	—	—	854	—	854
14	600	57	315	4	3	979	—	979
15	280	41	125	3	—	449	1	450
16	403	112	129	4	1	649	2	651
17	1,121	103	624	5	—	1,853	1	1,854
18	814	93	447	—	1	1,355	2	1,357
19	700	63	338	2	1	1,104	—	1,104
Totals	8,507	1,097	3,718	21	8	13,351	*12	13,363

* Total of 12 dog licenses issued without fee, in accordance with law, includes: 1 kennel for a "domestic charitable corporation, incorporated exclusively for purposes of protecting animals from cruelty," etc. (located on Division 4); and 11 dogs "specially trained to lead or serve a blind person" (from Divisions 3, 11, 15, 16, 17, and 18).

TABLE XV
Financial Statement for the Year Ending November 30, 1958

EXPENDITURES		
GROUP 1.	PERSONAL SERVICES:	
	10 Permanent employees	\$14,244,733 21
	12 Overtime	503,934 32
		\$14,748,667 53
GROUP 2.	CONTRACTUAL SERVICES:	
	21 Communications	\$74,480 97
	22 Light, heat and power	44,917 41
	26 Repairs and maintenance of buildings and structures	58,619 50
	27 Repairs and servicing of equipment	67,629 92
	28 Transportation of persons	13,967 71
	29 Miscellaneous contractual services	186,058 04
		445,673 55
GROUP 3.	SUPPLIES AND MATERIALS:	
	30 Automotive	\$121,989 28
	32 Food	11,094 39
	33 Heating	45,542 54
	34 Household	16,286 18
	35 Medical, dental and hospital	930 08
	36 Office	97,771 63
	39 Miscellaneous	157,888 59
		451,502 69
GROUP 4.	CURRENT CHARGES AND OBLIGATIONS:	
	49 Miscellaneous	19,125 60
GROUP 5.	EQUIPMENT:	
	50 Automotive	\$69,824 31
	56 Office furniture and equipment	22,652 62
	59 Miscellaneous	18,834 62
		111,311 55
	Total	\$15,776,280 92
RECEIPTS		
	For licenses issued by the Police Commissioner	\$76,664 75
	For dog licenses (credited to the School Department)	30,334 00
	Refunds, miscellaneous	623 78
	Use of police property	1,186 00
	Sale of condemned, lost, stolen and abandoned property	4,163 20
	Sale of auctioneer record books	25 50
	For replacement dog tags, replacement hackney carriage drivers' badges, copies of licenses and records, sale of report blanks	4,467 39
	Reimbursement for lost and damaged uniforms and equipment	155 54
	For damage to police property (paid at Headquarters)	732 29
	Total	\$118,352 45
	Credit by City Collector-Treasurer for money received for damage to police property, commissions on telephones, and dog fines	20,482 88
	Grand Total	\$138,835 33

TABLE XVI

Showing the Number of Male and Female Persons Twenty Years of Age or More Who Were Residents of the City of Boston on the First Day of January, 1958, Listed by the Listing Board in the Several Wards and Precincts of Said City

WARDS	Prec. 1	Prec. 2	Prec. 3	Prec. 4	Prec. 5	Prec. 6	Prec. 7	Prec. 8	Prec. 9	Prec. 10	Prec. 11	Prec. 12
Ward 1 . . .	2,175	2,114	2,476	2,117	2,359	2,217	2,178	2,007	1,934	2,193	2,108	1,909
Ward 2 . . .	1,844	1,539	2,012	1,928	1,800	1,852	1,679					
Ward 3 . . .	2,405	2,209	2,199	2,183	1,601	1,850	1,717	2,133	2,739	2,183	4,323	
Ward 4 . . .	2,735	2,274	1,900	2,057	2,618	2,026	2,155	2,197	2,093	1,662		
Ward 5 . . .	2,737	1,839	2,610	1,846	2,689	2,077	2,687	2,495	2,506	2,259	1,591	1,555
Ward 6 . . .	1,807	1,754	1,792	1,657	1,653	1,612	1,683	1,533	1,590			
Ward 7 . . .	1,691	2,040	1,943	2,023	1,797	2,012	1,873	1,837	1,780	1,806		
Ward 8 . . .	1,482	2,555	1,053	1,536	1,513	1,050	1,763	1,780	1,002			
Ward 9 . . .	2,123	2,439	1,887	1,800	1,208	1,061	1,169	606	1,567	1,130		
Ward 10 . . .	1,691	1,715	1,819	1,927	1,621	1,856	2,863	1,941	1,943			
Ward 11 . . .	1,988	1,554	1,640	1,996	1,952	1,425	1,593	1,965	1,257	1,671		
Ward 12 . . .	1,840	1,505	1,757	1,842	1,511	1,804	1,887	1,637	1,606	1,435	1,796	1,578
Ward 13 . . .	1,529	1,379	1,354	1,636	1,359	4,630	1,766	1,818	1,816	2,049	2,433	
Ward 14 . . .	2,109	1,796	2,028	2,178	2,110	1,902	1,953	1,682	2,193	2,343	1,786	1,609
Ward 15 . . .	2,396	1,722	1,180	1,217	985	1,210	1,516	1,395	1,445	1,619	1,199	
Ward 16 . . .	1,631	1,273	1,702	2,404	1,680	2,390	1,582	1,542	2,044	1,665	1,773	1,326
Ward 17 . . .	1,858	1,096	1,390	1,441	1,343	1,660	1,165	1,884	1,100	2,165	1,226	1,115
Ward 18 . . .	2,801	1,398	1,694	1,054	1,326	1,590	1,327	1,728	2,178	1,151	2,021	1,667
Ward 19 . . .	1,267	1,090	1,020	1,351	1,521	1,143	1,219	1,072	891	1,031	1,218	1,281
Ward 20 . . .	1,135	1,017	987	991	1,039	1,943	937	1,464	1,717	1,521	1,034	942
Ward 21 . . .	2,045	1,557	2,022	1,749	2,019	1,453	1,106	3,038	2,317	1,666	2,697	1,653
Ward 22 . . .	974	1,169	1,138	1,020	1,325	1,152	1,042	1,147	1,699	1,583	1,288	1,112

TABLE XVI — Continued

Showing the Number of Male and Female Persons Twenty Years of Age or More Who Were Residents of the City of Boston on the First Day of January, 1958, Listed by the Listing Board in the Several Wards and Precincts of Said City

Wards	Prec. 13	Prec. 14	Prec. 15	Prec. 16	Prec. 17	Prec. 18	Prec. 19	Prec. 20	Prec. 21	Prec. 22	Totals
Ward 1	2,043	1,337	-	-	-	-	-	-	-	-	29,167
Ward 2	-	-	-	-	-	-	-	-	-	-	12,651
Ward 3	-	-	-	-	-	-	-	-	-	-	25,542
Ward 4	-	-	-	-	-	-	-	-	-	-	21,717
Ward 5	-	-	-	-	-	-	-	-	-	-	26,891
Ward 6	-	-	-	-	-	-	-	-	-	-	15,101
Ward 7	-	-	-	-	-	-	-	-	-	-	18,892
Ward 8	-	-	-	-	-	-	-	-	-	-	13,734
Ward 9	-	-	-	-	-	-	-	-	-	-	15,080
Ward 10	-	-	-	-	-	-	-	-	-	-	17,376
Ward 11	-	-	-	-	-	-	-	-	-	-	17,041
Ward 12	-	-	-	-	-	-	-	-	-	-	20,198
Ward 13	-	-	-	-	-	-	-	-	-	-	18,769
Ward 14	1,740	1,980	2,012	1,462	-	-	-	-	-	-	30,853
Ward 15	-	-	-	-	-	-	-	-	-	-	15,884
Ward 16	-	-	-	-	-	-	-	-	-	-	20,922
Ward 17	1,146	1,146	628	892	-	-	-	-	-	-	21,255
Ward 18	1,085	1,152	1,415	1,434	2,424	1,405	1,791	1,603	1,450	-	33,694
Ward 19	1,166	857	1,019	1,535	1,445	-	-	-	-	-	20,129
Ward 20	1,480	1,215	1,747	2,086	1,843	1,143	1,270	1,831	1,281	-	28,323
Ward 21	1,534	1,413	1,746	1,558	-	-	-	-	-	-	29,573
Ward 22	1,096	1,351	1,136	1,359	1,646	-	-	-	-	-	21,237
Grand Total	474,032

Index

A

	PAGE
Accidents	84
caused by automobiles	84
number of, reported	84
persons killed or injured by	84
Accomplishments	42
Adjustment of claims	99
Ambulance service	59
Arrests	18, 56, 85-94
age and sex of	95
for drunkenness	18, 56, 57, 91
foreigners	18, 86-94
for offenses against chastity, morality, etc.	90-92, 94
minors	18, 86-95
nonresidents	18, 19, 86-94
number of, by divisions	85
number of, punished by fine	18
on warrants	18, 86-94
summoned by court	18, 86-94
total number of	18, 86-94
violation of city ordinances	90
without warrants	18, 81-94
Articles lost and found	66
Auctioneers	96
Automobiles	19-22, 58-60, 67-84, 88, 93, 94
accidents due to	84
cost of running police	60
deaths caused by	24, 84
operating while under influence of liquor	93
police	58-60, 66
public	60-61, 96
safety education	58
sight-seeing	61, 96, 97
stolen and recovered	22, 42, 88
used, dealers in	22
Awards	12-17

B

Ballistics unit, B. C. I.	28
Benefits and pensions	73
Biological chemist	35
Buildings	72
dangerous, reported	72
Bureau of Crime Prevention	48
duties in general	48
inspections and investigations	48
summary of work accomplished	48

	PAGE
Bureau of Criminal Investigation	20-33
automobile division	21, 22
ballistics division	30
biological chemist	33
domestic relations	24-25
homicide squad	24, 25
identification unit	43-47
lost and stolen property division	23
narcotics and vice	28, 29
missing persons	45, 46
photography, fingerprinting	43, 44
summonses	47
used cars dealers' licenses	22, 96
warrants	47

C

Carriages, public	60-61, 96
articles left in	60
issuing of tags for hackney carriage violations	61
number licensed	61, 96
private hackney stands	61
Cases investigated	24, 72
Central complaints and record unit	38
accomplishments	40
recording of radio messages	40, 41, 42
Children	45, 46, 48, 49, 92
abandoned, cared for	81
delinquents	45, 46
lost, restored	45, 46, 72
City ordinances, arrests for violation of	90
City Prison	56
Claims, adjustment of	99
Collective musicians	96
Commitments	19, 56, 57
Complaints against miscellaneous licenses	89, 97
Courts	18, 19, 30, 86-94
fines imposed by	18
number of days' attendance at, by officers	18
number of persons summoned by	18, 86-94
prosecutions in	24, 25
Crime Prevention Bureau	48-50
Criminal record	45
Criminal Records and Identification Section	43-47

D

Dangerous weapons	65, 89
Dead bodies	47, 52, 72
recovered	52, 72
Deaths	11, 24, 25, 78, 84
by accident, suicide, etc.	24, 25, 84
of police officers	11, 78

	PAGE
Department in action	18
Department medals of honor	12-17
Detective Bureau established	21
Disability, absence on account of	84
Distribution of force	9, 10, 76, 77
Dogs	96, 98, 99
amount received for licenses for	96, 99
number licensed	96, 99
Domestic relations	26, 27
Drivers	61
hackney carriage	60, 61, 96
sight-seeing automobile	61, 97
Drowning, persons rescued from	52, 72
Drunkenness	18, 56, 57, 91
arrests for, per day	18
foreigners arrested for	91
men committed to City Prison	56
nonresidents arrested for	91
total number of arrests for	18, 91
women committed to the House of Detention	57

E

Employees of the Department	10, 76, 77
Events, special	67, 71
Expenditures	87
Emergency equipment	31-32
Expressway and off-street parking	39

F

Financial	63, 96, 97, 99
expenditures	99
miscellaneous license fees	96, 97, 101
pensions	73
receipts	96, 97, 99
signal service	51
Fines	18
amount of	18
number punished by	18
Fingerprint	43, 44, 45
Fire alarms	72
defective, reported	72
number given	72
Firearms licenses	63
Fires	52, 72
extinguished	52, 72
on water front, attended	52
Foreigners, number arrested	18, 19 86-94
Fugitives from justice	89

G

Gaming, illegal	90
---------------------------	----

H

	PAGE
Hackney carriage drivers	61, 96
Hackney carriages	60, 61, 96
Halloween celebration	71
Handcarts	96
Harbor service	52
Homicide unit	24, 25
Horses	60
House of Correction	19
House of Detention	59
Houses of ill fame, keeping	91

I

Identification unit	43-47
Imprisonment	18, 19
persons sentenced to	19
total years of	19
Income	96, 97, 99
Information from police journals, requests for	47
Inquests held	25
Insane persons taken in charge	72
Itinerant musicians	96

J

Junk collectors	96
Junk shopkeepers	20, 96
Jury lists, police work on	63
Juvenile delinquency	86-95

L

Lamps, defective, reported	74
Letter to Governor	5
Licenses, miscellaneous	96, 97, 99
Listings, police	62, 63, 100, 101
expenses of	63
number listed	63, 100, 101
number of policemen employed in	63
Lodging houses, public	65, 94, 96
applications for licenses	96
authority to license	65
location of	65
number of persons lodged in	65
Lost and found articles	66
Lost and stolen property unit	23, 66
Lost children	46, 72

M

Maintenance shop	60
Medical Department	55

	PAGE
Men committed to City Prison	56
Minors, number arrested	18, 19, 86-95
Miscellaneous business	72
Miscellaneous licenses	96, 97
amount of fees collected for	96, 97
complaints investigated	96, 97
number canceled and revoked	96, 97
number issued	96, 97
number transferred	96, 97
Missing persons	45-46
age and sex of	45-46
number found	45-46
number reported	45-46
reported by Police Divisions	46
Motor vehicle service	58-60
Multilith and mimeograph	47
Musicians	96
collective	96
itinerant	96
N	
Nonresident offenders	18, 19, 88-94
O	
Offenses against	
chastity, etc., Class 9	90-92, 94
the currency, Class 4	89, 94
family and child, Class 10	92, 93, 94
the government, Class 1	86, 94
the license laws, Class 12	94
motor vehicle and traffic laws, Class 11	93, 94
the person, Class 2	19, 86, 87, 94
the property, Class 3	19, 87-89, 94
public health, Class 7	90, 94
public justice, Class 5	89, 94
public peace, Class 6	89, 94
public policy, Class 8	90, 94
recapitulation	94
Organization of Police Department	9
P	
Parking	39
Pawnbrokers	20, 25, 100
Pensions and benefits	77
estimates for pensions	77
number of persons on rolls	77
payments on account of	77
Personnel	10, 74, 77
Photographic, etc.	43-45
Plant and equipment	66

	PAGE
Police charitable fund	73
Police Department	10, 11, 73-75
authorized and actual strength of	78
distribution of personnel	10, 11, 74, 77
horses in use in	60
how constituted	10
in action	18
Memorial Day observance	68
officers:	
absence on account of disability	84
active service, number of officers in	82
appointed	11, 82
arrests by	18, 19, 85-95
average age of	83
date appointed	82
detailed, special events	67-71
detective assigned	11
died	11, 81
in armed service	74, 77
injured	11
medals of honor	12-17
pensioned	11, 80
policewomen	10
promoted	11, 81
resigned	11
retired	11, 80
Thomas L. Sullivan Memorial Award	13, 14-16
time lost on account of disability	11
Walter Scott Medal for Valor	12-17
vehicles in use in	58
work of	18, 19
Police listing	62, 63, 100, 101
Police signal box service	51
miscellaneous work	51
payments on account of	51
property assigned to	51
signal boxes	51
Police, special	64, 97
Promotion of police	11, 81
Property clerk	66
lost, abandoned and stolen	19, 66, 97, 99
lost and found	66
recovered	19, 66
sale of condemned, unclaimed, etc.	66, 97, 99
stolen	19, 20
taken from prisoners and lodgers	19
Prosecution of homicide cases	24
Public carriages	60
Public lodging houses	65

R

	PAGE
Radio, two-way	42
soundscriber for recording messages	42
Receipts, financial	96, 97, 99
Requests for information	47
Revolvers	65, 89, 97
licenses to carry	65, 97

S

Safety education	38
Secondhand articles	20, 97
Secondhand motor vehicle dealers	20, 97
Sick and injured persons assisted	59, 60, 72
Sight-seeing automobiles	61, 96, 97
Signal service, police	51
Special events	67, 71
Special police	64, 97
Stolen property	19-23
recovered	19-23
value of	19-23
Street railway conductors, motormen and starters	97
Streets	72
defective, reported	72
obstructions removed	72
Summons	47

T

Tagging	35
Traffic Division	34-37
activities	39
parking meters	35
safety education	38
Walker Safety Award	36
Training	52, 53

U

Uniform crime record reporting	19
Used cars	21, 22, 97
licensed dealers	96
purchases and sales reported	22

V

Vehicles	42, 58-61
ambulances, combination	59, 60
automobiles	58-60
handcarts	96
in use in Police Department	42, 58-60
public carriages	60, 61
Vessels	52

W

	PAGE
Walter Scott Medal for Valor	12, 13, 15
Warrants	47
Water pipes, defective, reported	72
Water running to waste, reported	72
Weapons, dangerous	65
Witnesses	18
fees earned by officers	18
number of days' attendance at court by officers as	18
Women committed to House of Detention	57

BOSTON PUBLIC LIBRARY



3 9999 06313 940 4

In Any Emergency



**Call
De-8-1212**