


**NINETY-SEVENTH
ANNUAL REPORT**

OF THE

**CITY OF
CONCORD**

**1
9
4
9**




The Ninety-seventh
ANNUAL REPORT
of the
CITY OF CONCORD
New Hampshire
for the
Year Ending December 31, 1949



Capital of the State of New Hampshire
County Seat of Merrimack County
Area: 64 Square Miles. Population: 27,171 (1940)

Authorized and Published under the supervision
of the Board of Library Trustees by the
City Council



IT IS MY HOME TOWN
AND I AM PART OF IT

“My town is the place where my home is founded; where my business is situated and where my vote is cast; where my children are educated; where my neighbors dwell, and where my life is chiefly lived. It is the home spot for me. My town has the right of my civic loyalty. It supports me and I should support it. My town wants my citizenship, not my partisanship, my friendliness, not my dissension, my sympathy, not my criticism; my intelligence, not my indifference. My town supplies me with protection, trade, friends, education, schools, churches, and the right to free, moral citizenship. It has some things that are better than others; the best things I should seek to make better, the worst things I should help to suppress. Take it all-in-all, it is my town, and it is entitled to the best there is in me.”

— Selected

Legislative Review

1949

BOARD OF ALDERMEN . . .

✓ ✓ ✓ ✓ ✓ ✓

☞ Accepted recommendation of Planning Board requiring the minimum area of lots to be 8,000 square feet with a minimum frontage of 80 feet.

☞ Authorized a change in the zoning map establishing an industrial district in the intervale area easterly of the city proper.

☞ Voted to establish a new park in the south-end section of the city bounded by Broadway, South and West Streets and designated Noyes Park.

☞ Approved the discontinuance of portions of Ferry Street and Pittsfield Road.

☞ Authorized a study to establish a federal-aid urban highway system in the city.

☞ Completely revised the building code and plumbing rules.

☞ Adopted an ordinance which requires the annual preparation of a capital outlay program in connection with the municipal budget.

☞ Authorized the construction of an extension to the police garage.

☞ Approved the selection of the location of a southerly extension of the throughpass via the Hall Street area to the Westside Highway, so-called, at the Concord-Bow town lines.

☞ Rezoned a section of North Main Street from a local business to a commercial district.

☞ Amended the zoning ordinance to provide effective control of the removal of soil and gravel from a premises in the interest of safety and property values.

☞ Approved new street layouts in connection with three new subdivisions.

☞ Granted the Planning Board regulatory control over subdivision development.

☞ Enacted a total of 15 ordinances and 30 resolutions.

☞ Issued new bonds and serial notes in the amount of \$500,000.00.

☞ Approved new streets layouts for Little Road and a section of Lake View Drive in connection with the Town Road Aid program.

☞ Added 78 house lots to the city's residential areas.

Administrative Review

1949

MUNICIPAL DEPARTMENTS . . .

✓ ✓ ✓ ✓ ✓ ✓

☞ The City Clerk reported the smallest number of marriages recorded in the past few years.

☞ The Board of Assessors reported a tax rate of \$51.35 per \$1,000.00 of assessed valuation in the city and \$59.00 in Penacook.

☞ The Tax Collector reported the acquisition of \$29,080.38 in back taxes, \$15,170.05 more than the 1948 total.

☞ The City Treasurer reported expenditures of \$353,073.19 from the equipment and improvement bond issue.

☞ The City Solicitor completed revision of the ordinances and repeal of obsolete enactments. They were formally adopted on February 14, 1949.

☞ The Planning Board assisted the Board of Education in the preparation of plans for a bus loading area at Conant School.

☞ The Health Department reported nine resident cases of poliomyelitis.

☞ The Milk Inspector noted that average daily consumption of milk was 14,947 quarts.

☞ The Public Library acquired a book-trailer with which to serve suburban Concord.

☞ The Recreation Commission appointed a full-time supervisor of girls' recreational activities.

☞ The Relief Department placed 23 children in foster homes as a part of its social work program.

☞ The Police Department reported a substantial decrease in the number of misdemeanors.

☞ The Probation Department noted a serious increase in the amount of juvenile delinquency. A total of 52 children were referred to the Juvenile Court.

☞ The Municipal Court reported 1,897 parking violations as compared with 3,326 such cases for the previous year.

☞ The Fire Department played host to the New Hampshire State Fire College at St. Paul's School.

☞ The Public Works Department added six new trucks, one load packer, one tractor and one welding machine to its fleet of mobile equipment.

☞ The City Sealer carried on an intensified program of weighing packaged goods throughout the city.

☞ The Municipal Airport reported a marked increase in both passenger traffic and the amount of air freight handled at the port.

☞ The Water Department completed the new Penacook High Service Pumping Station.



"The Privilege of Citizenship"

GOVERNMENT

HON. CHARLES J. MCKEE
Mayor

WILLIAM A. STEVENS
Substitute Mayor

Aldermen-at-Large and Members Board of Public Works

WILLIAM A. STEVENS
NELSON E. STRONG
ROBERT W. POTTER
CHARLES A. BARTLETT
THOMAS B. JENNINGS
HARRY D. CHALLIS

Ward Aldermen

JOHN M. ALLEN
JOHN E. DAVIS
WILLIAM J. FLYNN
WINFIELD J. PHILLIPS
JOHN W. STANLEY
EDWARD L. LOVEJOY
LESTER W. HOLT
CLARENCE A. DROWN
EMMETT A. NAWN

Ward 1
Ward 2
Ward 3
Ward 4
Ward 5
Ward 6
Ward 7
Ward 8
Ward 9

Standing Committees of The Board of Aldermen

ACCOUNTS AND CLAIMS:

Aldermen Drown, Bartlett, Holt and Lovejoy.

BILLS, SECOND READING:

Aldermen Strong, Davis, Drown and Nawn.

ELECTIONS AND RETURNS:

Aldermen Nawn, Davis, Holt and Potter.

ENGROSSED ORDINANCES:

Aldermen Allen, Holt, Lovejoy and Strong.

FINANCE:

Mayor McKee, Aldermen Stevens, Challis, Phillips and Stanley.

FIRE DEPARTMENT:

Aldermen Potter, Allen, Flynn and Lovejoy.

LAND AND BUILDINGS:

Aldermen Bartlett, Flynn, Holt and Nawn.

POLICE AND LICENSE:

Aldermen Davis, Jennings, Nawn and Strong.

PUBLIC INSTRUCTION:

Aldermen Flynn, Allen, Drown and Jennings.

RELIEF:

Aldermen Davis, Allen and Bartlett.

OFFICIALS

<i>Airport Manager</i>	WILLIAM F. FLYNN
<i>Building Inspector</i>	EDWARD E. BEANE
<i>City Clerk</i>	ARTHUR E. ROBY
<i>City Engineer</i>	EDWARD E. BEANE
<i>City Messenger</i>	HENRY W. SMITH
<i>City Solicitor</i>	GORDON S. LORD
<i>City Treasurer</i>	CARL H. FOSTER
<i>Commissioner, Board of Public Works</i>	ERVIN E. WEBBER
<i>Fire Chief</i>	CLARENCE H. GREEN
<i>Judge, Municipal Court</i>	WILLIAM L. STEVENS
<i>Judge, Special, Municipal Court</i>	PETER J. KING
<i>Librarian</i>	KEITH DOMS
<i>Milk Inspector</i>	AUSTIN B. PRESBY
<i>Overseer of Poor</i>	PARKER L. HANCOCK
<i>Overseer of Poor, Penacook</i>	CHARLES P. COAKLEY
<i>Planning Director</i>	GUSTAF H. LEHTINEN
<i>Probation Officer</i>	ROBERT L. COLBY
<i>Registrar of Vital Statistics</i>	ARTHUR E. ROBY
<i>Sanitary Officer</i>	WALTER C. ROWE
<i>Scaler of Weights and Measures</i>	J. SHEPARD NORRIS
<i>Supt. of Parks and Cemeteries</i>	EDWARD L. HOWLAND
<i>Supt. of Streets</i>	ERVIN E. WEBBER
<i>Supt. of Water Works</i>	G. ARTHUR FANEUF
<i>Director, Recreation Commission</i>	PAUL G. CROWELL
<i>Tax Collector</i>	AMOS B. MORRISON
<i>Tree Warden</i>	ERVIN E. WEBBER

Boards, Commissions and Trustees

BOARD OF ADJUSTMENT:

Elwin L. Page, Chairman; A. Clifford Hudson, Raymond V. LaPointe, Donald G. Matson, Lawrence J. Moynihan.

BOARD OF AIRPORT COMMISSIONERS:

Charles J. McKee, Chairman; Charles A. Bartlett, John N. Engel, Charles C. Hoagland, Edward L. Lovejoy, Donald J. McFarland, Robert W. Potter.

BOARD OF APPEALS—BUILDING CODE:

Eugene F. Magenau, Chairman; George Bouley, Carroll Garland, A. Clifford Hudson, Arnold Perretton.

CITY PLANNING BOARD:

Dudley W. Orr, Chairman; Edward E. Beane, Charles C. Davie, Douglas N. Everett, Warren H. Greene, A. Clifford Hudson, John B. Jameson, Charles J. McKee, Robert W. Potter.

BOARD OF EXAMINERS OF PLUMBERS:

Arthur W. Sargent, Chairman; George E. Young, Edward E. Beane.

BOARD OF HEALTH:

Charles J. McKee, Chairman; Dr. Pierre A. Boucher, Dr. Thomas M. Dudley, Dr. Clinton R. Mullins.

BOARD OF HYDRANT COMMISSIONERS:

Edward E. Beane, Chairman; Clarence H. Green, G. Arthur Faneuf.

BOARD OF LIBRARY TRUSTEES:

Willis D. Thompson, Jr., Chairman; Ralph H. Avery, Francis E. Beer, Harold W. Bridge, Joseph J. Comi, John F. MacEachran, Sara B. Magenau, Mayland H. Morse, Jr., Martha G. Upton.

POLICE COMMISSION:

Daniel Shea, Chairman; M. Harrison Duffy, Guy A. Swenson.

RECREATION COMMISSION:

Leigh S. Hall, Chairman; William D. Haller, Chester G. Larson, William H. Macurda, Osmond R. Strong.

TRUSTEES OF TRUST FUNDS:

Harry H. Dudley, Carl H. Foster, I. Reed Gourley.

BOARD OF WATER COMMISSIONERS:

James W. Jameson, President; Robert W. Brown, Harry H. Dudley, Allen M. Freeman, Charles P. Johnson, Donald Knowlton, Charles J. McKee, Gardner Tilton, James B. Godfrey

CITY CLERK

✓ ✓ ✓ ✓ ✓ ✓

ARTHUR E. ROBY.....*City Clerk*

MARGARET A. SPENCER, *Deputy City Clerk*

1949 Expenditure.....\$12,523.51

✓ ✓ ✓ ✓ ✓ ✓

Vital Statistics

Dan Cupid has been less active than usual according to the City Clerk. In fact, a trend of fewer births and marriages became apparent during the past year. Interestingly enough, the birth rate exceeded the death rate for the fourth consecutive time in the history of the City of Concord.

	1947	1948	1949
Births	1077	877	866
Marriages	451	385	330
Deaths	668	709	662

Record Auto Permit Income

More auto permits were issued during 1949 by the office of the City Clerk than ever before. Income from this source hit an all-time high of \$68,126.47. City Clerk Roby is doubtful if income from this source will be exceeded in 1950.

Board of Mayor and Aldermen

The Board of Mayor and Aldermen held twelve regular,

four adjourned and three special meetings during 1949. Eleven public hearings were also scheduled and held during the year.

Fifteen ordinances and thirty resolutions were enacted as compared to the enactment of twenty ordinances and forty-one resolutions in the preceeding year.

Board of Public Works

The Board of Public Works during the year 1949 held twelve regular and eighteen special meetings. There were in addition, one hearing and one adjourned meeting. The major part of the Board's activity for the year was related to sidewalk construction, sewers, and installation of electric lights throughout the city.

Elections

The Municipal Primary of the City of Concord was held October 11, 1949 and the present charter which has been in effect since 1910 was overwhelmingly repealed by the following vote. For repeal 4255. For retaining 1672. The new charter provides a Council Manager Plan for the City of Concord and was approved by the 1949 Legislature and presented to the voters of the City of Concord at the October election.

Following the repeal of the present city charter it became



City Clerk Roby Rounds Out 30 Years of Service

necessary to receive filings for three councilmen-at-large and nine ward councilmen. The filing period opened October 18 and continued for one week. During this time there were eight filings for council-men-at-large and thirty-two filings for ward councilmen. At the Municipal Election, held November 8, 1949 Howe Anderson, Leigh S. Hall and Shelby O. Walker were elected as councilmen-at-large and the following ward councilmen: Ward 1—James P. Ferrin, Ward 2—Kenneth C. Gridley, Ward 3—Merton C. Buckminster, Ward

4—J. Richard Jackman, Ward 5—Floyd F. Otto, Ward 6—James Ross, Ward 7—Milton J. Barnes, Ward 8—Edwin R. Langevin, Ward 9—Emmett A. Nawn.

At this same election an act relating to "beano" was adopted by the voters of the city. "Yes"—3989 votes. "No"—2783 votes.

Election expenditures totaled \$5,374.39. This amount included the printing of check lists, election officials salaries, rent, labor performed and lunches for officials.

ASSESSMENT TAX COLLECTION FINANCES

✓ ✓ ✓ ✓ ✓ ✓
 . . . ASSESSMENT
 ✓ ✓ ✓ ✓ ✓ ✓

BOARD OF ASSESSORS

CLARENCE L. CLARK.....*Chairman*
 ARTHUR F. HENRY
 CLARENCE O. PHILBRICK
 1949 Expenditure.....\$18,650.41

✓ ✓ ✓ ✓ ✓ ✓

The 1949 tax warrant totaled \$2,036,809.80. This represented an increase of \$287,292.37 over the total for the previous year. The 1949 tax rate per \$1,000.00 of assessed valuation was \$51.35 in the city and \$59.00 in Penacook as compared with 1948 tax rates of \$45.92 and \$48.90 respectively.

The total assessed valuation of property in Concord for the year of 1949 was \$38,765,980.00 as compared with a total assessed valuation of \$37,230,320.00 in the preceding year.

Polls and property valuations exempt from taxation totaled

\$1,018,725.00, an increase of \$172,753.00 over the previous year.

The City of Concord held a total number of 4,103 shares of railroad stock. These shares are taxed by the state and credited to the city.

. . . TAX COLLECTION
 ✓ ✓ ✓ ✓ ✓ ✓

AMOS B. MORRISON.....*Tax Collector*
 1949 Expenditure.....\$10,590.95

✓ ✓ ✓ ✓ ✓ ✓

Of the total tax warrant submitted for collection, \$204,943.00 remained outstanding at the close of the year 1949. This represented a substantially larger amount of taxes outstanding than were recorded at the end of the previous year and reflected a fluctuating local economy.

The amount of back taxes acquired by the City of Concord at the 1949 Tax Collector's Sale was \$29,080.38, or \$15,170.05 more than the total for the previous year. This is the largest amount of back taxes acquired by the city since the year 1943.

During the year, acting in the capacity of City Real Estate Agent, the Tax Collector received a total of \$1,975.83 from the sale and rent of property deeded to the city.

... FINANCES

✓ ✓ ✓ ✓ ✓ ✓
 CARL H. FOSTER.....*City Treasurer*
 1949 Expenditure.....\$6,905.58

TRUSTEES OF TRUST
 FUNDS

HARRY H. DUDLEY
 CARL H. FOSTER
 I. REED GOURLEY

CARL H. FOSTER.....*Custodian*
 1949 Expenditure.....\$543.00

✓ ✓ ✓ ✓ ✓ ✓
 Bond Funds

Expenditures of \$353,073.19 were made during the past year from the equipment and improvement bond issue of 1949. The major expenditures made from this sum included the South and Rockingham Street projects, the addition to the Police Station garage, general surfacing and re-

surfacing of sidewalks, new equipment, the re-building of Bouton Street, the fire and police signal system, the through pass, Sheep Davis Road and the purchase of materials for work on the Sewall's Falls Bridge.

Bonded Debt

The city's bonded indebtedness increased by \$392,000.00 during 1949. New bonds and serial notes were issued totaling \$500,000.00, while previous bonds were retired in the amount of \$108,000.00.

Parking Meter Fund

Receipts from parking meters during 1949 totaled \$43,517.63. Operating costs were \$12,195.15 and a sum of \$15,530.75 was paid in final payments on the meters. A future annual net income of approximately \$30,000.00 is anticipated from this source.

See Appendix for Detailed Financial Information.

New Police Garage Extension



LEGAL SERVICE

GORDON S. LORD.....City Solicitor
1949 Expenditure.....\$2,679.40

Old Litigation

Criterion Service Inc. vs. City of Concord

The petitioner applied for a permit to attach poster panels 4' x 8' in size to the outside walls of certain grocery stores located in a general residence district. The application was denied and the petitioner took its application to the Zoning Board of Adjustment for review. After hearing, the board concluded that the Zoning ordinance does not permit, within a residential district, display of signs of the type petitioner sought to erect. In February, 1948, the petitioner prosecuted its appeal to the Superior Court. By mutual agreement of counsel, trial was postponed pending a decision by the Supreme Court of related issues in the case of St. Onge vs. Concord.

Concord Electric Company vs. City of Concord

In laying out an access road to the Concord throughpass the Board of Aldermen took by eminent domain certain land in which the Concord Electric Company claims to own an easement to maintain poles which support its transmission line. No damages

were awarded to the Concord Electric Company. By petition, commenced in September, 1948, this company seeks to recover damages for loss of its easement.

Colonial Realty Company vs. City of Concord

Colonial Realty Company applied for a permit to construct a driveway across the sidewalk at a point north of Palissi Block and south of the premises owned by the Elk's Club. The use of a driveway at this location as a means of ingress and egress to a parking lot was subject to serious objection. The application was denied. Colonial Realty Company amended its petition by proposing that the drive be restricted to use as an entrance by north bound traffic only. The amended application was denied. The petitioner, in July, 1948, applied to the Superior Court for a reversal of the city's action.

New Litigation

1949 was a quiet and uneventful year on the legal front. During the twelve month period no actions at law were commenced by or against the City.

Other Activities

Revision of the ordinances and repeal of obsolete enactments, a work commenced in 1947, was completed, and the ordinances in revised form were formally adopted by the Board of Aldermen on February 14, 1949.

PLANNING

CITY PLANNING BOARD

DUDLEY W. ORR, *Chairman*
 EDWARD E. BEANE
 CHARLES C. DAVIE
 DOUGLAS N. EVERETT
 WARREN H. GREENE
 A. CLIFFORD HUDSON
 JOHN B. JAMESON
 HON. CHARLES J. MCKEE
 ROBERT W. POTTER

GUSTAF H. LEHTINEN.....*Director*
 1949 Expenditure.....\$8,458.23

Zoning

Orderly community growth requires a constant review of the zoning ordinance. The Planning Board recommended five changes in the ordinance during 1949.

In keeping with the modern trend of residential development, the required minimum area of lots was increased from 5,000 to 8,000 square feet, and the minimum frontage from 50 to 80 feet. The zoning ordinance was further amended to provide effective control of the removal of soil and gravel from a premises in the interest of safety and maintenance of neighborhood property values.

A most important change in the zoning map was the establishment of an industrial district in the intervale area easterly of the city proper. This change, together with the throughpass, existing railroad facilities, and the proposed development of future streets, provides the city with an industrial location second to none in the state.

Other changes recommended by the board included the rezoning of a section of North Main Street from a local business to a commercial district, and the rezoning of a section of Penacook Plains from an agricultural to a general residence district.

Streets and Highways

New street layouts were approved in connection with three new subdivisions. These included Putney Avenue off East Side Drive in East Concord, Guay Street off Pembroke Road in Concord Plains, and Mooreland Avenue off South Street in the South End. The layout of Emerson Street in the revised Sargent subdivision off McKinley Street in the South End was also approved. These layouts involved the conditional acceptance of 2,490 feet of street.

New street layouts were also approved for Little Road and a section of Lake View Drive in connection with reconstruction work under the Town Road Aid program. In addition, the board approved a layout for Matthew Street, a former dedicated way connecting Broadway and Dunklee Street.

The discontinuance of portions of three streets was considered. In two instances, involving Ferry Street and Pittsfield Road, favorable action was recommended. Both of these discontinuances were related to state highway



An Aerial View of Concord's Newly Completed Throughpass

construction and relocation activities. The board recommended that a petition for the abandonment of a 300-foot section of Broken Bridge Road be denied.

At the request of the Board of Public Works, Weir Road and Sugar Ball Road were studied to determine the advisability of maintaining these roads as public highways.

In cooperation with the state highway department and the federal bureau of roads, studies were undertaken to establish a

federal-aid urban highway system in the city. Completion of this work will make the city eligible for federal financial aid in the improvement of major arterial highways.

Mapping

In line with the board's policy of developing a major street plan, lines were established for future streets in connection with the throughpass project. Particularly noteworthy was the selection of the location of a southerly exten-

sion of the throughpass via the Hall Street area to the Westside Highway, so-called, at the Concord-Bow town line. Also of consequence was the mapping of a future street parallel to and easterly of the throughpass between Bridge and Ferry Streets.

The board recommended amendment of the official map of the city to establish a new park in the south-end section of the city proper. This area, which is bounded by Boadway, South and West Streets, was designated Noyes Park.

Subdivision

The Planning Board processed the plats of four subdivisions during the year. Of these, three were new developments and the fourth was a revision of an existing layout. The new areas included the Johnson property on East Side Drive in East Concord, the Denis tract on Pembroke Road in Concord Plains, and the Cilley lot on South Street in the City Proper. The subdivision plan of the Sargent property on McKinley Street was revised. As the result of this activity, 78 house lots were added to the city's residential areas.

In connection with the Cilley subdivision, the board prepared a preliminary residential street plan of the larger area bounded by South Street, Iron Works Road, Turkey River and the Concord-Bow town line. This plan was

devised to permit the proper integration of the Cilley subdivision into an orderly development plan of the neighborhood as a whole.

Satisfactory progress was made on the problem of over-all subdivision control. A study made by the board served as the basis for an ordinance granting the Planning Board regulatory control over subdivision development. The board is preparing regulations for adoption early in 1950.

Land use and Housing

The board's annual survey of land use indicated that a total of 5,325 feet of residential frontage on streets with complete municipal facilities was built upon during the year. This development involved the construction of 50 dwelling units.

In spite of the creation of 203 new dwelling units in a year's time, the housing shortage in Concord continued acute, especially in the medium and low-rent categories. This is illustrated in part by the fact that the April census made by the assessors noted only 78 vacancies, 26 less than the total for the previous year.

Building and Plumbing Codes

The building code and the plumbing rules were completely revised during the year. The new 1949 edition of the building code recommended by the National Board of Fire Underwriters, with necessary adaptations to meet

local conditions, was substituted for the 1943 edition previously in use. The policy of adopting national standards by reference as permitted by statute was continued.

A new plumbing code was prepared based on uniform plumbing code material made available by the federal Housing and Home Finance Agency. The new code achieved a greater degree of uniformity and orderliness than was present in the old ordinance. The scope of the ordinance was broadened so as not to impose unnecessary burdens on the local plumbing industry while safeguarding the health of the citizens of Concord.

Tax-Deed Property

Carrying out its functions of annually reviewing all property acquired by the city in non-payment of taxes to determine whether there is foreseeable public use for the same, the board withheld from sale six parcels of land. Four of these were on the northerly side of Sandquist Street in the bed of the proposed extension of the throughpass. The other two involved parts of the Thompson subdivision adjacent to the Denis development on Concord Plains which were reserved for future street purposes.

Capital Budget Procedure

Twice during the past decade, the City of Concord adopted

capital budget programs. However, there was no continuity to this financial planning effort. Believing programming of capital improvements to be a logical and common-sense application of business and corporate practices to municipal affairs, the Planning Board prepared and submitted to the Board of Aldermen an ordinance that would require the annual preparation of a capital outlay program in connection with the municipal budget. The ordinance, which carried the unofficial approval of the new City Council, was adopted by the Board of Aldermen.

Other Activity

Other activities undertaken by the Planning Board during 1949 included a survey of the Bishop's House on Green Street to determine the practicability of its use for municipal purposes, a study of the utility of water holes located in the rural areas of the city, and a study of various considerations relating to the making of a service charge for the collection of refuse. The board also acted in an advisory capacity to the Board of Aldermen in the naming of a number of streets and public squares.

In connection with the South Street reconstruction project, the board assisted the Board of Education in the preparation of plans for a bus loading area at Conant School.

PUBLIC HEALTH *and* SANITATION



BOARD OF HEALTH

HON. CHARLES J. MCKEE, *Chairman*

PIERRE A. BOUCHER, M.D.

THOMAS M. DUDLEY, M.D.

CLINTON R. MULLINS, M.D.

WALTER C. ROWE, *M.D., Health Officer*

AUSTIN B. PRESBY, *Milk Inspector*

1949 Expenditure.....\$11,044.99



Health Conditions

Measles, whooping cough and chicken pox, in scattered areas in the city, were prevalent in the usual numbers. During July, August and September poliomyelitis proved to be the cause of much uneasiness in Concord where nine resident cases were reported. Suspects and patients were hospitalized immediately as a precautionary measure. Some of the patients were observed and released after treatment when the case was very mild while others were hospitalized many weeks under more intensified care.

Immunization Clinics

In cooperation with the Concord District Nursing Associations, clinics for children from 6 months to 9 years were held each month with a total of 361 treat-

ments given for whooping cough and 366 for diphtheria and tetanus. Ninety children have been vaccinated for small pox. Vaccination is compulsory in New Hampshire and families moving here from states where it was not compulsory were required to have their children vaccinated before entering school. It has been several years since either diphtheria or small pox have been reported.

Sanitation Program

The department is grateful to both the State and United States Public Health Service for making the services of a Sanitary Engineer possible. The State found it necessary to discontinue their part of assistance in the employment of a Sanitary Engineer and on July 1, 1949, the city engaged the services of a Sanitary Inspector on a full-time basis. The work of the inspector is under the supervision of the Health Officer and consists of investigating complaints, making routine inspections of alleyways, restaurants and other establishments where food is served. Swab rinses are taken of glasses, utensils and dishes for the purpose of determining efficiency of disinfection in dishwashing. Four hundred sixty-eight of these tests were taken. A total of 2,878 sanitary inspections in this city and Penacook were made.

Vital Statistics

A total of 650 deaths in Concord during 1949 was recorded by the department. This figure represented a decrease of 59 as compared with the total for 1948. Of the deaths recorded in 1949, 250

were residents, and 400 non-residents.

Presented herewith in summary form is a tabulation showing the the number of resident deaths from the seven most common causes during the past five year period.

	1945	1946	1947	1948	1949
Diseases of the circulatory system	108	111	127	139	108
Cancer and other malignant tumors	37	37	45	40	31
Nephritis	16	7	13	13	10
Accidental deaths	10	24	18	14	12
Pneumonia	10	13	12	11	16
Diabetes mellitus	8	14	9	8	13
Tuberculosis	9	5	3	4	2

✓ ✓ ✓ ✓ ✓ ✓
 . . . **MILK INSPECTION**
 ✓ ✓ ✓ ✓ ✓ ✓

Consumption

During the year the total daily average consumption of milk in Concord was 14,947 quarts, which was about the same as last year. Of this amount, 12,390 quarts or 82.9 per cent was sold as pasteurized milk, and 2,557 quarts or 17.1 per cent was raw milk. Of the 12,390 quarts of pasteurized milk sold, 900 quarts was homogenized vitamin "D" milk. The consuming public seems to have accepted homogenized milk, as this particular class milk increased 82.4 per cent in sales over last year. The total average daily sale of grade "A" pasteurized milk for the year was 131 quarts; whereas, last year the average daily sale of grade "A" pasteurized milk was 296 quarts.

Of the 2,557 quarts of raw milk

sold daily, 2,533 quarts were ordinary milk, while 24 quarts were sold as grade "A" milk.

Production

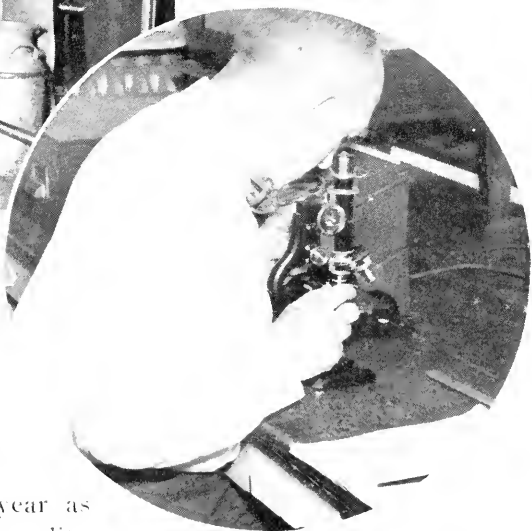
There are 9 modern pasteurizing plants in Concord that handle 85 per cent of all milk sold in the city. At present there are 21 milk and cream distributors. Two producer-dealers discontinued the retail business by changing from retail to wholesale milk to plant. Two producers were refused permits to sell milk in Concord. One new producer was permitted to sell milk to plant only.

Cream

During the year the total average daily sale of heavy (40%) cream was 382 quarts, which was 17.9 per cent less than last year. Price factor may have contributed to the decrease in consumption of cream. Of the 382 quarts of heavy cream sold in Concord, 335 quarts or 87.3 per cent was



*Milk Plant
Inspection*



*Laboratory
Analysis*

pasteurized, and 47 quarts or 12.3 per cent was raw cream. The same amount of cream was sold this year as was sold last year. The quality of the cream varied somewhat with the season of the year in which it was bought and sold on the Concord market. The cream for the most part was found satisfactory.

Chocolate Milk

During 1949, the total average daily sale of chocolate milk in Concord was 245 quarts, approximately 20 quarts less per day than was consumed last year. The general quality of chocolate milk sold was satisfactory.



Orange-Ade

The consumption of orange-ade

was 92 quarts daily average, which was slightly less than last year. Tests of various samples collected from dealers indicated that the quality of orange-ade sold was highly satisfactory.

School Milk

A total of 75,612 quarts of pasteurized milk and 15,054 quarts of chocolate milk was consumed in the public schools during the past year. Most of the milk was distributed to the pupils in half pint bottles, either at the morning recess period or during the noon period.



The Desire for Self-Expression Finds a Strong Medium in Recreation. To Meet This Need the City Maintains a Variety of Facilities.

RECREATION

RECREATION COMMISSION

LEIGH S. HALL, *Chairman*
 WILLIAM D. HALLER
 CHESTER G. LARSON
 WILLIAM H. MACURDA
 OSMOND R. STRONG

PAUL G. CROWELL.....*Director*
 1949 Expenditure.....\$29,529.00
 1949 Capital Budget.....\$ 1,472.53

Administration

December 31, 1949 marked the completion of the first year of complete jurisdiction over all city recreational facilities by the Recreation Commission.

One of the early actions by the Commission was the appointment of a supervisor of girls who was employed expressly to foster girls' activities. The new supervisor was of considerable assistance to the Director of the Recreation Commission in carrying out its objectives.

Finances

Total receipts from the 1949 operations at Beaver Meadow and the Memorial Athletic Field amounted to \$6,539.57. Of this amount, \$4,820.59 represented golf course revenue and \$1,718.98 was from rental charges and concessions at Memorial Field. Routine expenditures for the year amounted to \$29,529.06. In addition to these expenditures, approximately \$1,472.53 was expended from the capital budget.

Attendance

A total of 55,796 men, women and children enjoyed themselves at the city's play-areas during the past summer. This total is representative of the average attendance for the past few years.

The Director of the Commission reported that until provisions are made for supervision of the winter sports areas, it will be impossible to estimate total winter attendance.

Memorial Field

Numerous repairs and improvements were accomplished at the Memorial Field during the past year. Improvements included the application of 140 cubic yards of loam to resurface the football field, the re-painting of the main grandstand and the re-loaming of the softball field. In addition, several drainage ditches were extended and deepened.

Memorial Field is used by both of the local high schools for home football games. Moreover, the field is used occasionally by New England College for football and 'acrosse.

During the past year several local organizations rented this facility to stage various contests, the proceeds of which were used for the purpose of charity.

Russell Pond Area

Again the Annual Ski Carnival sponsored by the Concord Ski Club proved to be the top drawing card at Russell Pond.

In spite of poor snow conditions, a tow was operated whenever possible.

The major improvement effected during the past year was the re-planking of the bedway to the ski jump. In addition, the open slope was smoothed down.

Beaver Meadow

The installation of a new hot water system for shower facilities at the Beaver Meadow Golf Club was the major improvement completed during 1949. The showers scored an immediate "hole-in-one" with all club members.

The planned application of fertilizer to both greens and fairway created unusually fine green conditions, the Director of the Recreation Commission reported.

White Park

Always popular for numerous reasons, two new features were introduced at White Park during 1949. They were recorded music for ice-skating and all year-round

outdoor basketball. Sawdust in sufficient amount to effectively absorb the moisture from the court makes all year-round outdoor basketball possible for Concord's younger set.

Rollins Park

During the past year, members of the Recreation Commission crew cut back the infield of the ball diamond to conform with official regulations. Also a considerable amount of work was done to the tennis courts at Rollins Park.

Other Activities

The American Red Cross continued to supply instructors for two periods a week at all of the city's swimming pools, as well as for the advanced lifesaving class at St. Paul School area.

As is customary, the annual Fourth of July celebration for children was held at White Park and received its usual enthusiastic response.

Summer Scene on Contoocook River





Year Around Reading is Brought for the Entire Family by the Library's Book Trailer

PUBLIC LIBRARY

ANNUAL REPORT

1949

BOARD OF LIBRARY

TRUSTEES

WILLIS D. THOMPSON, JR., *Chairman*

RALPH H. AVERY

FRANCIS E. BEER *

HAROLD W. BRIDGE

JOSEPH J. COMI

JOHN F. MACEachRAN

MRS. EUGENE F. MAGENAU

MAYLAND H. MORSE, JR.

MRS. ROBERT W. UPTON

KEITH DOMS.....	<i>Librarian</i>
1949 Expenditure.....	\$52,881.65
1949 Capital Expenditure.....	\$ 5,849.28

* Resigned September 1, 1949

Record Circulation

In establishing an all-time high in the circulation of books, magazines and pamphlets, residents of Concord read an average of eight books per capita during the past year. During 1949, a total of 219,773 books were borrowed as compared with the previous record of 217,396 established in 1940. The 1949 total represented an increase of 34,526 over the total number of books circulated in 1948.

In terms of dollar value to the library patron, the library circulated approximately \$550,000.00 worth of books. This amount is equivalent to ten times the amount of the 1949 appropriation. An estimated retail value of \$2.50 for each book circulated



Cinderella Dramatized at Children's Story Hour

was used as a yardstick in arriving at the above figure.

Branch Library Service

With the acquisition of a 25-foot book trailer to serve residents of suburban Concord, this city became the first in New England to utilize a trailer for this purpose. Officially titled Traveling Branch, the "one-room library on wheels" began neighborhood service on September 12 to the residents of Concord Heights, East Concord and the South End. In addition, the Traveling Branch served Eastman and Dame Schools. Increased hours and additional scheduled stops are anticipated in the future.

An average of approximately 60 books and magazines were circulated in every hour that the trailer was open to the public during 1949.

In addition to operation of the Traveling Branch, the Penacook and West Concord branch libraries, one of the most vital functions of the Branch Depart-

ment is its service to patients at Concord Hospital. A total of 4,686 books were circulated at both units of the hospital in 1949, as contrasted with hospital circulations of 2,570 in 1948 and 603 in 1947. Books for pleasure and profit were in great demand.

Plato, Plutarch and Locke

The Concord Public Library organized and sponsored two Great Books Discussion Groups during the year with a combined initial enrollment of 75 people. Because of the size of the groups, meetings were held at the State Library.

A large measure of credit is due to the discussion leaders, Rev. John Ruskin Clark, Jr., Mr. Merle M. Smith and Mr. Alvah W. Sulloway, who have contributed generously their time and energies.

Work with Children

It is interesting to note that more parents are continually becoming more interested in what their children read. Interest on the part of parents showed a marked increase during the year 1949 and there are many indications that this trend will continue. The sharing of books by parents and children is a source of lasting mutual satisfaction.

In serving the elementary schools of the city, more books were made accessible to Concord

children. In fact, circulation of books in public and parochial schools showed an increase of 24,338 over the school circulation of the previous year.

Regular story hours, a summer reading club and a Sunday film program contributed to the high-level of reading interest evident among the younger children of the city.

The children's film program was largely made possible by the generous action of the trustees of the Walker Lecture Fund. Carefully selected films for children are presented on the first and third Sundays of the month, October through March. Attendance at these film showings averaged in excess of 100 children each Sunday.

Young People's Work

An active program in its work with young people was carried on by the library. Continuing well-established activities included the Junior and Senior Reading Clubs, a weekly young people's radio broadcast and instruction in the use of the library.

During the past year, more than 200 junior high school students visited the Young People's Room and were instructed in the use of the card catalog and basic reference books. This activity is of considerable value to students.

It is the policy of this department to adhere to a critical, but elastic policy in making available

books and other materials which provide the best from the standpoints of recreation and information.

This department was greatly facilitated in its work with Junior and Senior high school students through the close cooperation of the reference department.

Little-heralded, but widely used is the collection of current college bulletins and catalogs maintained in the Young Peoples' Room.

Reference and Periodicals

One of the more intangible, but very real library functions is its reference service to people in all walks of life. Questions asked range from "What is the address of the John Doe Company" to "What is the present cost of living index in Manchester."

Most often people regard the Periodical Room as a pleasant room in which the latest magazines may be read. However, the 165 periodicals received by the library are doubly important because they are a source for timely information of reference value not available in books. A total of 11,644 magazines and pamphlets were borrowed during 1949.

View of Heavily Patronized Young People's Room



Registration and Book Collection

During the past year, 1,641 new borrowers were registered by the library. In addition, 1,156 re-registrations were recorded. At the close of the year, 13,124 children and adults possessed library cards.

The library added a net total of 3,864 books to its collection during 1949. The library's total book collection numbered 57,561 volumes at the end of the year.

Finances

During the year \$5,000.00 was turned over to the library from the estate of Dr. Charles P. Bancroft in accordance with a bequest establishing a fund for library use. In addition, the trus-

tees of the Walker Lecture Fund gave the library \$400.00 for use in connection with an educational film program for children.

The 1949 cost of operating the library amounted to \$52,881.65, a decrease of \$1,986.56 as compared with the total for the previous year. In addition, \$5,849.28 were expended for capital budget items. Major expenditures included \$33,044.18 for salaries and \$9,404.39 for books and periodicals.

Library income from sources other than taxation amounted to \$16,713.89 during 1949. This figure included \$13,963.08 in trust fund earnings, \$2,350.81 in fines and a \$400.00 grant from the Walker Lecture Fund.

R E L I E F

✓ ✓ ✓ ✓ ✓ ✓

CITY RELIEF BOARD

JOHN E. DAVIS, *Chairman*

CHARLES A. BARTLETT

JOHN M. ALLEN

PARKER L. HANCOCK, *.....Overseer of Poor*

CHARLES P. COAKLEY, *.....Overseer of Poor*

(Ward 1)

1949 Expenditures

City\$84,867.47

Penacook\$11,462.97

✓ ✓ ✓ ✓ ✓ ✓

General Trend

During 1949, the City Relief Department experienced a steadily increasing case load. In the past years, the majority of the relief cases consisted of persons not employable due to old age, sickness, and accidents. In 1949,

the increase was due to lack of employment, discontinuance of G. I. benefits in July, 1949, and the high cost of living. Many families were eligible for unemployment compensation but in most cases it was insufficient to take care of the family needs.

It was also necessary to place children in foster homes. In December 1949, there were 23 children placed in homes. Factors contributing to these requests for placement were marital difficulties, alcoholism, and unmarried mothers.

Administration

The City Relief Department is the agency which has been

created by the City government to carry out the tax supported public assistance and social work program for the City of Concord. Merrimack County also uses this same agency for those individuals and families living in Concord who are relief responsibilities of the County. This arrangement eliminates duplications. Merrimack County and the City of Concord share all administrative costs. The County repays the City on a monthly basis for money expended on County cases.

Old Age Assistance

In January there were 247 persons receiving Old Age Assistance and in December the Old Age Assistance case load was 255. The monthly average was 248.

The city's share in this program for the year 1949, amounted to \$35,506.43, as compared to \$34,895 in 1948.

The following table shows the trend in Old Age Assistance both as to number of cases and costs.

<i>Year</i>	<i>Average No. of Cases</i>	<i>Cost to City</i>
1941	156	\$10,378
1942	176	12,450
1943	177	15,070
1944	178	16,124
1945	189	19,118
1946	214	25,221
1947	232	29,075
1948	248	34,895
1949	248	35,506

Relief Costs

The total cost of City relief during 1949 was \$96,330.43, of

which \$11,462.97 were expended in Penacook and \$84,867.46 were expended in the remainder of the city. Direct relief expenditures for groceries, milk, fuel, rent, board and care of adults, board and care of children, medicine, clothing, funerals, cash allowances and miscellaneous amounted to \$29,542.93. Expenditures for similar items for dependent soldiers totaled \$12,339.43. A total of \$35,506.43 was spent for Old Age Assistance, and an additional \$7,836.00 was expended for hospitalization of poor and indigent persons.

County relief costs during 1949 totaled \$42,139.70. Of this amount, \$28,391.58 represented direct county relief and \$6,902.56 aid to dependent soldiers.

Relief Load

There were 99 city relief cases representing 261 persons on the department's rolls at the end of the year. This represented an increase of 37 cases and 107 persons from the total at the beginning of the year.

County relief cases at the close of 1949 numbered 53 with 150 persons represented.

Throughout the year public assistance was granted to 197 different city cases representing 523 persons, and 129 county cases representing 361 persons. This makes a combined total of 326 cases representing 884 persons.

POLICE PROTECTION

POLICE COMMISSION

ARTHUR W. McISAAC.....*Chief of Police*
 J. EDWARD SILVA.....*Deputy Chief of Police*
 1949 Operating Expenditures.....\$130,492.74
 1949 Improvement Expend's.....\$ 10,697.97

Fewer Arrests in '49

Arrests during 1949 totaled 3,203, a decrease of 1,309 from the

total for the preceding year. It is important to note that this decrease was due in most part to misdemeanors in violations of parking. Minor complaints for the year totaled 8,314. This represents an increase of 982 over 1948.

Presented in the following table is a classification by type and number of the criminal cases handled by the Police Department during 1949. The number of minor daily complaints is included.

CRIMINAL CASES DURING 1949

Classification

PERSONS CHARGED—FELONIES:

Rape	2
Burglary—breaking and/or entering	16
Larceny—theft	89
Auto theft	27
Forgery	9
Embezzlement and fraud	12
Total	155

PERSONS CHARGED—MISDEMEANORS:

Assaults	23
Sex offenses	11
Offenses against family and children	7
Drunkenness	287
Disorderly conduct	59
Vagrancy	4
Gambling	4
Driving while intoxicated	23
Violation of road and driving laws	319
Parking violations	2,028
Traffic and motor vehicle laws	209
All other offenses	72
Suspicion or held for investigation	2

Total	3,048
Grand Total	3,203
Active cases for year	186
Total	3,389
Minor complaints	8,314

GRAND TOTAL OF OFFENSES AND COMPLAINTS 11,703

During the year, property reported as stolen totaled \$25,093.28. The Department recovered \$21,026.15 worth of stolen property.

Finances

The City appropriated \$140,007.75 for Police Department purposes for the year 1949. Of this sum, \$130,492.74 represented operating costs and \$10,697.97 capital expenditures. The capital expenditure was used to construct an extension to the police garage.

The Department's unexpended balance at the end of the year totaled \$226.20. This amount, together with earnings of \$1,426.99,

was returned to the City Treasurer.

Personnel

There were few changes made in the Police Department personnel during the past year. One regular and three special policemen were appointed during 1949. One regular and one special policeman resigned during the year.

Traffic

The amount of traffic in Concord, particularly through traffic, continued to show an increase during 1949. The congestion caused by through traffic on Main





Street will be partially taken care of by the new throughpass opened last November. However, the throughpass will not take care of this problem entirely, as the east and west heavily traveled highways still go directly through Main Street.

The Department investigated 480 automobile accidents during 1949. There were no traffic fatalities during 1949 but 156 persons were injured. These figures show a small improvement for 1949 over 1948, but the Department is striving at all times to maintain the 1949 record of no traffic fatalities and to lessen traffic accidents and personal injuries.

Safety

As in the past, the Department continued to intensify its safety program. A great deal of time was spent on safety lectures through-out the schools and traffic patrols, established in 1946 at all the City's grammar schools, were continued. Each school that is located on a much traveled highway has been presented with a set of safety zone school signs. This was made possible by the generosity of various organizations in the City. These signs are proving quite satisfactory.

Full cooperation has been given the Concord Safety Council in its effort to cope with this serious problem.

Parking Meters

At the end of the year 1949, there were 517 Dual Automatic Parking Meters in operation in the congested business sections of the City. Although the parking meters have greatly relieved the acuteness of the parking situation, it does not seem to be the final solution. A positive solution will be the building of off-street parking lots. If traffic continues to increase as it has in the past, we feel that action regarding these lots should be taken as soon as possible. The gross income from the meters from January 1, 1949 to December 31, 1949 was \$43,821.17.

Training Program

As in past years, all regular and special police officers were required to attend the Police Training School conducted by the Chief of the Department.

New Equipment and Improvements

A new air-cooled engine-drive Westinghouse generator unit has been installed in the building during the past year. This unit will be used in case of power failures to supply the radio, Gamewell System and lights and equipment in the building.

During 1949, the much needed extension to the police garage was constructed. This included a

new lift for repairing police vehicles, enabling our mechanic to do work that previously he had been unable to do. The garage now houses all police equipment, four cruisers, ambulance, patrol wagon, motorcycle, and police boat.

Last year, all walls and ceilings throughout the building were washed and painting done where necessary. Also, the cell blocks were completely painted and renovated.

The Police and Fire Department together purchased a new inhalator to be used in Penacook. This inhalator is to stay at the Penacook Fire Station, except when in use. All men who may have occasion to use it have been properly instructed by this Department.

Ambulance

During 1949, the police ambulance and patrol wagon responded to 899 calls. This figure compares with 789 calls made during 1948, and shows an increase of 110 calls over 1948.

Registration Day for Bicycles



PROBATION

MUNICIPAL COURT

JUDGE WILLIAM L. STEVENS

ROBERT L. COLEBY.....*Probation Officer*

1949 Expenditure.....\$1,852.00

Increased Delinquency

The year 1949 witnessed the greatest number of delinquent children ever to come before the juvenile court in this City in any one year. Fifty-two different children were referred to this Court on new charges of delinquency and neglect. The source from which these cases were referred to the Court, was primarily the Police Department. The cases of neglect, however, originated from the State Department of Public Welfare.

Of the fifty-two children who came before the juvenile court, eight were neglected children. These were placed in the temporary or permanent custody of the State Department of Public Welfare for placement in foster-homes. Of the remaining forty-four children, twenty-seven were involved in breaking, entering and larceny, eight were involved in sex offenses, six involved in malicious mischief, and three were involved in the setting of fires. The Court disposed of these cases by placing twenty-four on probation, eight being released in the custody of their parents and

their cases continued indefinitely, one case being dismissed, eight being ordered to the Child Guidance Clinic for psychiatric examination and treatment and three were committed to the State Industrial School in Manchester.

Causes

The primary cause for delinquency was the laxness of parents in supervising their children. Broken homes caused by death, divorce or legal separation was the secondary cause for delinquency. The absence of a normal family life was apparent in all the cases that came before the Court during the past year. A few of these conditions were brought on by an increasing economic strain on the family budget.

Few Violations

During the past twelve years, Concord has had an average of less than one probation violator per year. The relationship of probation violators to the total number of cases handled by the Juvenile Court during the past twelve years shows that the average number of violators per year is also less than one. This is several times less than the State average and many times less than the National average. The average cost per year for each property tax payer of Concord amounts to less than ten cents for the total cost of maintaining the Municipal Probation Department.

Trend

There is a definite upward trend in juvenile delinquency and cases of neglected and dependent children. The cost of maintaining a home remains high while unemployment is on the increase. This is particularly true among those of the unskilled laboring class. The cases which do not fall within the preceding category come within the classification of unfit parents who seem to shift

the responsibility of properly supervising their children onto the several social agencies and organizations that function within our City. Until such time as our present laws are fully enforced or until such time as new laws are made to make parents directly liable for the delinquent acts of their children, then we as a community can only hope to meet the increased delinquency through means of a efficient probation department.

MUNICIPAL COURT

WILLIAM L. STEVENS.....*Judge*
PETER J. KING.....*Special Judge*
WINSLOW H. OSBORNE.....*Clerk*
1949 Expenditure.....\$4,100.00

Parking Meter Violations

There was a marked decline in the number of parking violations which were brought to the attention of the Municipal Court during the year 1949. In 1948 there were 3,326 such cases, while in the current year there were only 1,897. It would appear from these figures that the public has accepted the meters, although they are doubtlessly considered a necessary nuisance.

Other Cases Tried

Exclusive of parking, there were 1,024 criminal cases before the Court during the year, and of

these, thirty were felonies. Felonies are cases of such a serious nature that the Municipal Court does not have jurisdiction, and include those cases where the sentence may be more than a year in prison or more than a \$500 fine. Last year there were 29 such cases, so there seems to be no progress nor retrogression in this respect.

Of the total number of criminal cases, 28 were "not prossed" by the prosecuting authorities and only six were appealed to the Superior Court. There were 15 cases in which the respondent was found not guilty after a hearing.

It is also interesting to note that of the 1,024 criminal cases, more than half, or 550, were for motor vehicle violations of one kind or another.

There was a marked increase in the number of juvenile case be-

fore the court with 52 handled this year as opposed to 33 last year.

One juvenile case of a serious nature was transferred to the Superior Court. Most of this increase occurred during the last half of the year 1949 and to some extent may be traceable to the general economic situation.

There were 108 civil cases entered as opposed to 162 for the previous year. About one third of these were eviction actions.

Small claims procedure was used to a much larger extent than previously. In 1947 there were only six cases, in 1948 there were 50, and in 1949 there were 138 cases entered. The jurisdiction of the court in this type of

case is limited to matters involving \$35 or less and involving debtors who live within the county.

Revenue and Costs

The total income of the court during the year was only \$10,559.66 as opposed to more than \$13,400.00 during the previous year. This apparently indicates a general trend because in 1947 the receipts totalled more than \$17,900.00. Of the sum received during 1949, \$4,618.80 was paid to the motor vehicle department under the statute and, after other miscellaneous fees and expenses of the court were paid, \$5,132.06 was turned into the city treasury.

Firemen's Toy Shop Helps Fight Delinquency



MUNICIPAL AIRPORT

✓ ✓ ✓ ✓ ✓ ✓
BOARD OF AIRPORT
COMMISSIONERS

HON. CHARLES J. MCKEE, *Chairman*

ROBERT W. POTTER, *Clerk*

CHARLES A. BARTLETT

DONALD J. MCFARLAND

JOHN N. ENGEL

EDWARD L. LOVEJOY

CHARLES C. HOAGLAND

WILLIAM F. FLYNN.....*Airport Manager*

1949 Operating Expenditure.....\$12,826.23

1949 Earning.....\$ 6,931.63

✓ ✓ ✓ ✓ ✓ ✓

Airline Service

Northeast Airlines, the air carrier serving Concord and vicinity, reported a banner year in 1949 with a 95.6 per cent increase in the number of passengers enplaning at the airport as compared with the previous year.

The amount of mail, express and freight also increased with the following totals as a result: mail, 16,256 pounds; express, 6,105 pounds; freight, 15,225 pounds. The amount of inbound traffic showed a substantial increase as well.

During 1949, Northeast Airlines continued to fly direct flights to and from New York by way of Worcester and also retained their two round-trip flights to Boston.

Improvements

The City Engineer together

with the aid of the City Planning Board completed plans and specifications for the development of the entrance to the airport. Under the provisions of the Federal Airport Act, 75 per cent of the project's cost will be borne by the State of New Hampshire and the Federal Government.

Paving the road-way entering the airport, construction of an automobile parking area, construction of a segmented circle showing runway directions and runway numerals are included among the principal features of the project.

Other Activities


The Civil Aeronautics Administration's Aviation Safety District Office continued to operate from the Concord Municipal Airport as did the Weather Bureau. Both of these offices are quartered in the Administration Building.

Of the two city-owned hangars, the William E. Martin Flying Service continued to use the larger one and Ferns Flying Service used the smaller hangar for flight operations.

The Airport Manager reported a definite leveling off in the number of veterans participating in flight training under the G. I. Bill of Rights, although many veterans continued to avail themselves of the opportunity for advanced flight training under the provisions of this program.



CONCORD ...
CITY OF DIVERSIFIED
INDUSTRIES



FIRE PROTECTION



FIRE BOARD

ROBERT W. POTTER, *Chairman*
 JOHN M. ALLEN
 WILLIAM J. FLYNN
 EDWARD L. LOVEJOY
 CLARENCE H. GREEN.....*Fire Chief*
 HENRY E. DREW
 DUNCAN M. MURDOCH
 JOSEPH F. GREENOUGH, JR.
*Deputy Chiefs*
 1949 Operating Expenditure...\$154,513.18
 1949 Capital Expenditure.....\$ 2,626.49



Fires and Fire Loss

Concord's Fire Chief noted in his 1949 report that there were fewer alarms recorded than were reported in the preceding year. Of the 578 alarms to which the department responded, 503 were still alarms and 75 were box alarms. Actually this represented a decrease of 65 as compared with the total for the previous year.

Fire losses for 1949 totaled \$73,825.16, as compared with \$218,975.12 for the previous year.

This total represented a decrease of \$145,149.96. Presented herewith is a summarization of losses by fire during the past year.

Personnel

No changes were made during 1949 in the over-all fire force personnel. The permanent personnel numbers 43 men, and the department's call force includes 78 men. In addition, there are two vacation and sick leave men and one Fire Alarm Superintendent. The auxiliary force rendered valuable service on several occasions.

Fire Prevention

The department continued with its intensified fire prevention program launched several years ago. This program includes routine inspection activities, as well as periodic inspections of hospitals, convalescent homes, theaters and schools. Fire drills were conducted in all city schools and students were instructed in fire prevention. The press, radio and various organizations cooperated in furthering fire prevention in this community.

The Fire Department was very active during 1949 inspecting new

FIRE LOSSES

	<i>Value</i>	<i>Loss</i>	<i>Insurance</i>	<i>Insurance Paid</i>	<i>Net Loss</i>
Buildings ..	\$580,550.00	\$54,916.28	\$467,450.00	\$54,916.28	\$ 900.00
Contents ..	102,732.33	18,908.88	99,605.55	15,808.88	3,100.90
Totals	\$683,282.33	\$73,825.16	\$567,055.55	\$69,825.16	\$4,000.00

power oil burner installations and heating units converted from coal to oil.

Apparatus and Equipment

The apparatus of the department includes 17 trucks of various types and three official cars which are housed in four stations, one of which is located in the city proper and three in the outlying districts. In May, a 750-gallon Mack pumper was acquired and commissioned in place of a 1922 Concord hose wagon. In addition, a 1,000-gallon GMC tank truck was delivered to assist in fire fighting in the rural areas of the city. In November, a Dodge Fire Alarm Tower Truck was added to the department's mobile equipment.

At the close of the year, the department had in service 19,300 feet of two and one-half inch hose, 2,850 feet of one and one-half inch hose, 2,500 feet of three quarters inch booster hose and 200 feet of three inch hose for water towers.

Maintenance

All apparatus is kept in top condition as a matter of standard operating policy. All necessary repairs and replacements are effected in the department workshop under the direction of the mechanic.

Other Activities

Construction of the Gamewell Fire and Police Signal System



Fire Alarm Tower Truck Gives More Protection to Property Owners

was completed and officially accepted by the Fire Board, December 5, 1949.

The Concord Fire Department played host to one of the most effective N. H. State Fire Colleges in the history of the Granite State. Held in August, nearly 300 men attended the two-day session. Use of the facilities at St. Paul's School contributed materially to the success of the course.

... FIRE HYDRANTS

✄ ✄ ✄ ✄ ✄ ✄
**BOARD OF HYDRANT
 COMMISSIONERS**

EDWARD E. BEANE, *Chairman*
 G. ARTHUR FANEUF
 CLARENCE H. GREENE

1949 Expenditure.....None

✄ ✄ ✄ ✄ ✄ ✄

The water department maintained its highly efficient service of periodically checking all hydrants during the year. Special care was taken to inspect all hydrants used after a fire in order to insure their usefulness.

Z O N I N G B U I L D I N G P L U M B I N G

. . . Z O N I N G

BOARD OF ADJUSTMENT

ELWIN L. PAGE, *Chairman*
A. CLIFFORD HUDSON
DONALD G. MATSON
LAWRENCE J. MOYNIHAN
RAYMOND V. LAPOINTE

MARJORIE FOOTE.....*Clerk*
1949 Expenditure.....\$96.00

There were twenty-five appeals heard by the Zoning Board of Adjustment during the year. This represented an increase of five over the previous year. Sixteen were for a variance from the terms of the ordinance and nine were exceptions to the terms of the ordinance. Two of the appeals were denied, twenty granted and three withdrawn. Of the twenty permits granted, eight were granted conditionally.

The appeal from the Zoning Board of Adjustment taken to the Superior Court in 1948 was not disposed of in 1949 because of a crowded court calendar.

. . . B U I L D I N G

EDWARD E. BEANE, *Inspector of Buildings*
ExpenditureNone

Building permits issued during the year 1949 totaled 203 as compared with 230 for the previous year. Of the 1949 permits, 113 were for new construction and 90 for alterations and repairs.

The total estimated valuation for permits issued was \$654,733.00 a decrease of \$635,012.00, or about half of the amount for the previous year. This decrease can be attributed to the lack of large building projects. The following were the only large constructions during the year: \$88,863.00, Conant School Addition; \$45,000.-00, Public Repair Garage, North State Street; \$75,000.00, Penacook High School Gymnasium.

Of the total 1949 valuation, \$362,990.00 represented new work, and \$291,743.00 repairs and alterations. Eighty-six dwelling units were added during the year. Of these, 52 were new construction and 45 were from conversion of existing buildings.

. . . P L U M B I N G

Board of Examiners of Plumbing
ARTHUR W. SARGENT, *Chairman*
GEORGE E. YOUNG
EDWARD E. BEANE

EDWARD E. BEANE.....*Plumbing Inspector*
ExpendituresNone
Receipts\$36.50

One hundred and fourteen plumbing permits were issued in 1949, a decrease of forty-five from the previous year. Three applicants for a journeyman's license and three for a master's license were examined during the year. One applicant for the master plumbers license successfully passed the required examination.

As of December 31, 1949 there were 22 licensed journeymen and 39 licensed master plumbers.

P U B L I C W O R K S

BOARD OF PUBLIC WORKS

HON. CHARLES J. MCKEE, *Chairman*
 CHARLES A. BARTLETT
 HARRY D. CHALLIS
 THOMAS B. JENNINGS
 ROBERT W. POTTER
 WILLIAM A. STEVENS
 NELSON E. STRONG

ERVIN E. WEBBER.....*Commissioner*
 ERVIN E. WEBBER.....*Supt. of Streets*
 ERVIN E. WEBBER.....*Tree Warden*
 EDWARD E. BEANE.....*City Engineer*
 EDWARD L. HOWLAND.....*Supt. of Parks
and Cemeteries*

1949 Operating Expenditure....\$435,667.76
 1949 Capital Expenditure.....\$ 988.35

During the year 1949, the Public Works Department:

- Built new culverts on Shaker and Graham Roads
- Repaired 13 fences and rebuilt and painted several old ones.
- Regraveled roads in 21 sections of the city.
- Used 159,537 gallons of tar in connection with patching streets and roads.
- Removed 13,753 cubic yards of debris from the city's streets at a cost of \$37,575.13.
- Carted away 34,608 cubic yards of snow.
- Used 6,432 cubic yards of sand on streets, sidewalks and railroad crossings.
- Filled several wells which were depleted by the drought.
- Installed storm and sanitary sewers on Eastman Street.

- Resurfaced entire length of the Iron Works Road and Silk Farm Road.
- Laid 12,333 square yards of new and repair work on sidewalks. This was done by contract.
- Set 2,094 feet of new curbing.
- Resurfaced Bouton Street under the supervision of the State Highway Department. The city expended \$14,976.78 on this project.
- Contributed \$25,000.00 to the State Highway Department on the Sheep Davis Road project and a like amount for the Concord Throughpass.
- Continued the work started on the Little Pond Road in 1948 in connection with the Town Road Aid program.
- Re-built South Street from Clinton Street to the Bow Line.

OTHER ACTIVITIES

Street Lighting

At the close of the year, the city was operating a total of 1,609 street lights. The municipal street lighting system was operated at a cost of \$41,688.51 for the year 1949.

Refuse and Garbage Service

As in previous years, table garbage was collected by a private contractor in the city proper, West Concord, Penacook, East Concord and Concord Heights at a total cost of \$6,050.00.



A total of 65,889 cubic yards of refuse was collected in the same areas during the past year.

New Equipment

Equipment added by the Department of Public Works during the year 1949 included six new trucks, one load packer, one tractor and one welding machine.

Sanitary Sewers

The income from sanitary sewers during 1949 amounted to \$36,006.89. Of this amount, general sewer rents accounted for \$29,501.48, penalties \$72.49, house connections, material sold and miscellaneous work \$5,431.67 and interest on deposits in savings banks \$1,001.25. Disbursements for the same period totaled \$35,787.15.

Engineering

The Engineering Department prepared plans and specifications for the rebuilding of South Street from Clinton Street to the Bow Line, a distance of 8,000 feet. This street was rebuilt under a contract with O. F. Winslow, Incorporated, Milford, New Hampshire. All engineering and supervision of construction was done by the Engineering Department.

A portion of Rockingham Street was regraded by removing a large bank and filling a ravine which eliminated a very hazardous driving condition due to grades and distance of driving vision; 1,300 feet of storm sewer were laid in this street at the time of construction. This work was carried on at the same time as the South

Street project and by the same contractor.

Preliminary survey and final plans for improving Bouton Street were prepared by this department and, in conjunction with the State Highway and Federal Government, the entire street was rebuilt.

A survey and plans were made for the improvement of the entrance to the Airport in front of the administration building. The plans and specifications were approved by the Civil Aeronautics Administration and a contract was negotiated with the Manchester Sand, Gravel and Cement Company, Incorporated, for the work. This was started in December but suspended due to weather conditions.

The highway division realigned Eastman Street and constructed a storm sewer at the same time. They also rebuilt the Little Road and a portion of Lakeview Drive. These two roads required the setting of 12,950 feet of stakes for grades and alignment.

The Engineering Department also set 26,861 feet of grade stakes for sidewalk and road construction, cross-sectioned 5,833 feet of streets and walk, ran 5,305 feet of sewer profile, established 8,684 feet of sidewalk and 6,523 feet of sewer grades, measured 11,985 square yards of concrete sidewalk for Thomas Clark who was laying walks by contract.

Other surveys included the proposed relocation of Crescent Street, Penacook; establishing a street line at the intersection of the Sheep Davis Road with the Loudon Road; sections and grades for Noyes Park; property lines for the Water Works relative to the proposed acquisition of additional land around Long Pond.

Several new lots were laid out in Blossom Hill and Woodlawn Cemeteries. Cemetery plans were brought up to date.

A total of 783 property transfers were processed during the year and 306 new buildings or alterations were located. All necessary lot line and building changes were made on the assessor's plans thus keeping them up to date. All catch basins and house connections were put on the sewer plans, a total of 50 house connections were made during the year.

The department also surveyed and laid out 2,800 feet of new streets and reestablished 6,444 feet of Little Road, in addition to discontinuing 1,487 feet and making a total of 180 miles of

One of the Power Mowers Used to Maintain the City's Ten Cemeteries



street and roads that the city maintains.

There were 1,358 square yards of B & W prints developed during the year.

Parks

Nearly 84 acres of parks and playground areas are available to residents of Concord for both summer and winter recreation. The major parks are White and Rollins parks which require a larger share of the appropriation for their maintenance.

Supt. Howland reported increased usage of these facilities during the fall season by local people and their out-of-town guests.

In addition to the general maintenance of city parks, the ball fields came in for a good deal of attention by the Park Division.

Cemeteries

The Cemetery Division requires a crew of 15 men in winter and 30 men in summer to carry out its continuing program of cemetery beautification. The total area of all cemeteries comprises over 114 acres and the Division is responsible for snow removal and sanding, in addition to the normal maintenance program.

During the year, the new section for the use of Temple Beth Jacob was completed. It is located at Blossom Hill Cemetery and its entrance is marked by two granite posts, suitably inscribed.

Extensive work was accomplished at Blossom Hill, Millville, Maple Grove, Woodlawn and Old North cemeteries during the past year.

Public Works Employees Test Giant Vacuum Cleaner



WEIGHTS *and* MEASURES

✓ ✓ ✓ ✓ ✓ ✓
 JAMES S. NORRIS.....*City Sealer*
 1949 Expenditure.....\$1,698.47

✓ ✓ ✓ ✓ ✓ ✓
 During 1949 there was a pronounced increase in the rate of driving for pleasure and for business. As a result, the City Sealer devoted a considerable amount of time verifying the accuracy of gasoline pumps and other service station equipment. Oil bottles, which almost disappeared during the war years, were used in greatly increased numbers during the past year.

Packages

The City Sealer, in the interests of the consumer, carried on a very active program of weighing packaged goods, particularly since more and more meats, groceries and other kitchen needs are

packed, cut and wrapped in cellophane. Certain commodities in which there is apt to be shrinkage, such as onions or potatoes, require frequent spot-checks in order to prevent loss to the customer.

Inspections

The City Sealer made more than 1400 inspections during 1949. In addition to regular routine inspections, scales in the public schools and hospitals were checked. As a part of the Weights and Measures program, oil tank trucks and meters were checked during the past year.

Twenty cart bodies for the sale of wood were measured and inspected. In certain instances recommendations were made in an effort to correct legal deficiencies. All junk dealers' scales were tested and sealed in keeping with licensing requirements.

The following table summarizes the departments' inspection activities for the year ending December 31, 1949.

	<i>Correct</i>	<i>Adjusted</i>	<i>Condemned</i>	<i>Idle</i>
Scales	276	87	8
Liquid Measures	68
Gas Pumps	185	19	2	8
Kerosene Pumps	20
Grease Dispensers	73
Oil Bottles	346
Tank Trucks	10
Tank Meters	25	13
Package Re-weighs	402
Cart Bodies	20
Gas Pump Meter	10
Hand Pump	1

W A T E R S U P P L Y

BOARD OF WATER COMMISSIONERS

JAMES W. JAMESON, *President*
 ROBERT W. BROWN
 HARRY H. DUDLEY
 ALLEN M. FREEMAN
 JAMES B. GODFREY
 CHARLES P. JOHNSON
 DONALD KNOWLTON
 HON. CHARLES J. MCKEE
 GARDNER TILTON

G. ARTHUR FANEUF.....*Superintendent*
 1949 Expenditure.....\$192,996.09
 1949 Receipts.....\$192,996.09

Water Shortage

In common with many other areas, Concord was faced with a serious water shortage due to the lack of adequate rainfall during the year. On July 12th the elevation of the water in Penacook Lake was at elevation 180 which is four feet ten inches below overflow. At this point it was decided to reduce pumping from Penacook Lake and pump as much as possible from the well field at the Sanders Pumping Station in

Pembroke. Pumping from the well field was started on this date on a 16 hour daily basis. Later it was increased to 18 hours per day and was still continuing at this rate at the close of the year. The average yield from the wells during this period was 1,000,000 gallons per day.

The year 1949 demonstrated the value of the Sanders Station in Pembroke as the yield from the wells enabled the department to go through the year without curtailing the use of water for public swimming pools or the watering of gardens and lawns.

The steady pumping from the wells in Pembroke brought to a head a problem that had been growing worse for several years. The water from the wells is corrosive before treatment and tests proved that the screens at the bottom of the driven wells were being eaten away and sand was being drawn into the pumps. During the fall season, 68 wells were withdrawn, the old well points replaced with new points and the wells redriven. This program will be continued in the spring of 1950.

A View of Penacook Lake Shore Line Showing Low Water Level Due to Prolonged Drought.



Consumption

The average daily amount of water consumed by the City of Concord was 3,096,307 gallons, an increase of 73,382 gallons in comparison with the 1948 figure. Average daily consumption per

person was in excess of 100 gallons. Total consumption of water for the year 1949 was 1,130,152,100 gallons.

Finances

Total receipts for 1949 amounted to \$192,966.09. Of the total receipts, \$162,217.05 represented payments received from water sales. The department received \$1,475.93 for services as billing and collecting agent for the Sanitary Sewer Department.

Expenditures for the year totaled \$192,966.09. Of this sum, \$105,589.90 were spent for general operation, \$47,013.16 for the plant account, \$9,000.00 for bond retirement and \$2,706.25 for bond interest. The cash balance at the close of the year amounted to \$28,686.78.

As of December 31, 1949, the Water Department Income-Investment Account amounted to \$5,764.49.

During the past year \$200,000.00 water works construction bonds were issued with a premium of \$3,364.00 being realized from their sale. Expenditures from this Bond Construction Account amounted to \$18,500.43, leaving a balance of \$184,863.57 at the close of the year.

Station Completed

The major addition to the Water Works system was the new Penacook High Service

Pumping Station which was completed and put in operation on May 6th. This station is equipped with two single stage centrifugal pumps, each driven by 75 H.P. electric motors. The capacity of each pump is 1,500 gallons per minute. There is also an emergency standby unit consisting of one single stage centrifugal pump driven by a 126 H.P. gasoline engine, capacity 1,500 gallons per minute. The station is operated automatically and is controlled by the change in the water level in the elevated tank in Penacook.

The new pumping station will supply better water pressure to West Concord and Penacook. In addition, it will be an asset to the City Proper in the event of failure of the main pumping station on North State Street. The output of this station, together with the output of the Sanders Station in Pembroke, would be sufficient to handle pumping demands while repairs were being made.

Improvements and Equipment

The major project of the department's construction program was the laying of 3,600 feet of 24-inch pipe on North State Street, starting at the south side of Palm Street just north of the New Hampshire State Prison and running north toward Penacook Lake. This program was thrown badly off schedule by the South End Construction project and by the construction of the through-

pass by the State Highway Department. These projects kept the construction crew occupied until the latter part of November.

The department started a long range reforestation project on the water shed around Penacook Lake calculated to improve the water yield of the water shed and thus to better maintain the water level in the lake. In line with this policy, 3,600 white pine seedlings were planted on the old Richardson lot located on the south side of Hutchins Street. It is planned to do some planting each spring season until all bare tracts of land are covered with growing timber.

The department continued its meter program by taking out 494 meters, testing and repairing them or replacing the ones that were beyond repair with new meters.

The elevated tank in Penacook was cleaned and painted this year. The contract consisted of cleaning the tank and supports by scraping and wire brushing. The inside of the tank was painted


with three coats of water resistant paint. All bare spots on the outside of the tank and supports were given a spot coat of red lead and then the entire structure was painted with two coats of aluminum paint. The contract was awarded to Roy W. Leonard of Framington, Mass. and the work was done in a very satisfactory manner.

The department acquired two new trucks this year, in each case G.M.C. was the lowest bidder. One truck was a 1½ ton G.M.C. dump truck with platform body replacing a 1936 truck with the same type body, the other truck was a ½ ton G.M.C. pick-up replacing a 1938 ½ ton canopy body.

Machine Billing

The firm of auditors who audited the accounts of the department strongly recommended setting up a system of machine billing and posting for several reasons. First, because it would provide a better control over accounts billed and cash received; secondly, because the number of accounts has grown too large for the work to be done by hand and also because machine operation will result in more speed and greater efficiency. In accordance with this recommendation, and after careful consideration of the needs of the department, a National Cash Register Book-Keeping machine was acquired.

Interior of New Automatic High Service Pumping Station at Penacook Lake



PUBLIC SCHOOLS

BOARD OF EDUCATION

DR. OSMOND R. STRONG, *President*
MRS. MILDRED K. PERKINS, *Secretary*
MR. WILBERT F. CAMERON
MR. CHARLES F. COOK
MRS. DELLA I. LEWIS
MR. A. HAROLD MACNEIL
MR. C. MURRAY SAWYER
MR. FREDERICK K. UPTON
MRS. JOAN M. WHITTAKER

HARLAN E. ATHERTON.....*Superintendent*
DENTER O. ARNOLD.....*Asst. Superintendent*


Cost of Operation:

For the Fiscal Year Ending June 30,
1949: \$649,432.86

Enrollments

As of November 22, 1949, there were 735 pupils enrolled at the Senior High School, 651 at the Junior High School and Annex, 1,532 in the nine elementary schools, 251 in the kindergartens and 82 in the special classes. The total number of pupils enrolled was 3,251, an increase of 71 over last year.

It is interesting to note that the Junior and Senior High Schools are experiencing a slight decrease in total enrollments which is more than compensated for by an increase in elementary pupils. These latter are the beginning of a wave of increased enrollments which will create prob-





lems for the schools at all levels of instruction for many years to come.

The annual school census taken as of September 1, 1949, revealed a total of 5,906, 3,030 boys and 2,876 girls, up to and including those who had reached their eighteenth birthday. Of these, about 75% attend private or parochial schools. The census confirms the 1947 birth figure as the peak of the "baby boom". The downward trend, however, appears to be more gradual than the increase which indicates that the total effect will be longer-lasting.

Another factor worthy of note is the increase in numbers of children in some age groups over last year's census figures. Apparently Concord's population is increasing through new families settling in this area.

Staff

The instructional staff of Concord schools during 1949 consisted of 157 teachers, principals, and supervisors. Included are a teacher of lip-reading and a teacher of physically handicapped children, both of whom serve part time.

That teachers are taking substantial and commendable strides towards self-improvement is indicated by the fact that 25 attended summer schools and 74 have taken extension courses during the past year.

Kindergartens

Registrations warranted the establishment of a kindergarten at the Eastman School in September, 1949, bringing the total in the city to eight.

Dental Hygienist

The dental hygiene program was studied jointly with a committee from the Concord Dental Association. It was decided to place major emphasis on education regarding good dental care and on examinations to point out cases needing dental attention. Children are encouraged to visit their dentists regularly and are instructed in the proper daily care of the teeth.

Art

As assistant art supervisor began her duties in September and has taken over the supervision of art in the elementary schools. This addition to the staff was recommended by the Advisory Council after a study of art instruction in Concord schools.

Transportation

The number of District busses was increased to five, leaving only two contract busses in operation. During the 1948-49 school year busses traveled approximately 252 miles per day and carried an average of 777 pupils.

Finance

Total receipts and balance for the fiscal year ending June 30, 1949, were \$655,194.07. Total disbursements were \$649,432.86 leaving a balance of \$5,761.21.

The School District tax was \$20.74 per \$1,000.00 of assessed valuation or 40 per cent of the total city tax rate. The preceding year it was 41 per cent of the total city rate.

The bonds for the Senior High School are being retired at the rate of \$14,000.00 per year plus interest.

At the annual meeting \$25,000.00 was appropriated for addition and improvements to the Conant School and the City was authorized to borrow an additional \$75,000.00 for the same purpose to be repaid over the next three years at the rate of \$25,000.00 per year.

Because of the loss of State Aid, it was necessary to appropriate an additional \$39,439.00 at a special district meeting in August.

For complete details of School Activities. See Reports of both the Concord and Penacook Union School Districts.

. . . PENACOOK
SCHOOL DISTRICT

✓ ✓ ✓ ✓ ✓ ✓

BOARD OF EDUCATION

- RUSSELL ECKLOFF, *Chairman*
- CLAIRE V. BBECKELL
- JOHN G. DOUKAS
- DONALD PERETTIE
- BEATRICE E. PETTES
- EDWARD YORK

RICHARD A. MARTIN.....*Superintendent*

Cost of Operation:

For the Fiscal Year Ending June 30,
1949: \$72,461.15

✓ ✓ ✓ ✓ ✓ ✓

Finances

The cost of operations for the year ending June 30, 1949 totaled \$72,461.15, a slight decrease in comparison with the previous fiscal year. A \$2,000.00 payment on the district's bonded debt reduced the amount outstanding to \$18,000.00.

Total receipts amounted to \$72,557.49, of which \$48,474.00 represented income from taxation. Receipts from other sources totaled \$24,083.49. Of this sum the two principal sources of income were high school tuition and state aid. Income from high school tuitions amounted to \$8,401.56. The amount of state aid received totaled \$10,936.23. The school district tax was \$28.39 per \$1,000.00 of assessed valuation.

New Gymnasium

At the annual school district meeting of 1949, Penacook voters passed the article authorizing the school board to issue bonds in the amount of \$95,000.00 to construct the long awaited gymnasium-auditorium by a ballot vote of 409 to 197.

This action by the voters culminated nine years of activity directed toward the acquisition of a combination gymnasium-auditorium.

It is anticipated that this new facility will greatly develop and improve physical education, music and dramatics programs.

Teaching Staff

The Penacook School District operated with a staff of 19 teachers during the past school year. Of the teaching staff, nine were employed at the High School, five at the Summer Street School, four at the Charles Street School and one supervised music in all schools.

Membership

A total of 425 pupils were registered during the past school year. Of this number, 202 were boys and 223 were girls. The average daily membership of the student body of the district was 395. This number represented a decrease of six students in the average daily membership as compared with 401 for the previous year.

APPENDIX

	PAGE
General Fund—Statement of Revenues	54
General Fund—Statement of Appropriations and Expenditures	55
General Fund—Consolidated Balance Sheet	58
General Fund—Statement of Current Surplus	60
Statement of Bonded Debt	61
Disposition of Proceeds of Bonds	62
Statement of Tax Accounts	63
Trust Funds—Statement of Changes in Balances	64
Dept. of Public Works—Sanitary Sewers—Statement of Operations	65
Dept. of Public Works—Sanitary Sewers—Balance Sheet	66
Water Department—Statement of Operations	67
Water Department—Balance Sheet	68
Parking Meter Fund	69
Assessors' Statement for 1949	70
Comparative Table of the Number of Polls and Veterans Assessed Valuations, Tax Levies and Rates	71

GENERAL FUND

STATEMENT OF REVENUES FOR THE YEAR ENDED DECEMBER 31, 1949

	Revenues Realized	Budget Estimates	Revenues Over or Under Estimates
<i>Local Taxes:</i>			
Current levy, added taxes and interest	\$2,008,738.94	\$2,007,515.93	\$ 1,223.01
Prior years—added taxes, interest and costs	7,441.71	5,000.00	2,441.71
Interest and fees on taxes bought by the city	797.81	400.00	397.81
Rent and profit—tax deeded property	1,371.07	—	1,371.07
 <i>Taxes Collected by State:</i>			
Railroad tax	12,280.51	12,891.28	610.77
Savings bank tax	14,180.36	13,878.24	302.12
Interest and dividends tax	71,871.07	66,593.43	5,277.64
Other taxes	31.08	50.00	18.92
 <i>Licenses, Permits and Fees:</i>			
Auto permits	68,126.47	55,000.00	13,126.47
Bicycle registrations	632.75	600.00	32.75
Taxi licenses	472.50	400.00	72.50
Health licenses	362.00	346.00	16.00
Police and protective licenses	138.00	200.00	62.00
Amusement licenses	1,174.00	900.00	274.00
Professional and occupational licenses	36.50	40.00	3.50
Marriage licenses	664.00	750.00	86.00
Recording fees—legal documents	1,670.95	1,900.00	229.05
Filing fees	191.00	75.00	116.00
Other fees	490.40	345.00	145.40
 <i>Fines and Forfeits:</i>			
Municipal Court	5,826.88	6,900.00	1,073.12
 <i>Rent of Buildings</i>			
	1,140.00	1,200.00	60.00
 <i>Service Charges by Departments:</i>			
Comfort station	272.31	300.00	27.69
Golf club fees	4,668.90	5,000.00	331.10
Memorial Field:			
Royalties	1,432.23	1,700.00	267.77
Concessions	286.75	300.00	13.25
Parks	300.00	300.00	—
Airport:			
Rents	6,786.80	6,000.00	786.80
Concessions	144.83	200.00	55.17
 <i>Miscellaneous:</i>			
Fire department—sale of junk, etc.	2,578.88	—	2,578.88
Police department sundries	10.24	—	10.24
Sales of real estate	2,725.00	—	2,725.00
Sale of equipment	901.00	—	901.00
Totals for the year	\$2,217,744.94	\$2,188,784.88	\$ 28,960.06

GENERAL FUND

STATEMENT OF APPROPRIATIONS AND EXPENDITURES FOR THE YEAR 1949

	Carried from 1948	Appropriations	Income	Transfers	Total Available	Net Expenditures	Unexpended Balances	Carried to 1950
	\$	\$	\$	\$	\$	\$	\$	\$
General Government								
Mayor		4,302.00			4,302.00	4,260.05	\$41.95	
City Clerk		12,583.00			12,583.00	12,523.51	59.49	
City Solicitor		2,700.00			2,700.00	2,679.40	20.60	
City Treasurer		7,435.00		13.58	7,448.58	7,448.58		
Weights and Measures		1,745.00			1,745.00	1,698.47	46.53	
Assessors		16,460.00		2,190.41	18,650.41	18,650.41		
Electors		6,402.00			6,402.00	5,374.39	1,027.61	
Tax Collector		10,042.00		548.95	10,590.95	10,590.95		
Real Estate Agent		530.00			530.00	537.78	192.22	
Board of Aldermen		3,150.00			3,150.00	3,150.00		
Municipal Court		4,100.00			4,100.00	4,100.00		
City Hall and Auditorium		14,534.61			14,534.61	13,105.19	1,429.42	
Care City Clock		50.00			50.00	44.79	5.21	
Printing and Stationery		3,000.00		581.24	3,581.24	3,581.24		
Zoning		320.00			320.00	96.00	224.00	
Repairs, Buildings		4,200.00			4,200.00	3,533.82	666.18	
Auditing		1,200.00			1,200.00	1,200.00		
City Planning Board		8,552.50		125.00	8,477.50	8,458.23	19.27	
Revision of Ordinances		6,000.00			6,000.00	483.50	116.50	
Survey City Departments		10,000.00			10,000.00	9,800.00	200.00	
		111,706.11		3,459.18	115,165.29	111,116.31	4,048.98	
Protection of Persons and Property								
Police Department		130,507.00			130,573.00	129,149.58	1,423.42	
Fire Department		160,320.78	66.00		160,320.78	154,513.18	5,807.60	
Fire and Police Signal System Maintenance		3,800.00			3,800.00	1,604.17	1,895.83	
Damage by Dogs and Dog License Expense			3,269.90	2,987.24	282.66	282.66		
Probation Officer		1,852.00			1,852.00	1,852.00		
Blister Rust Control		1,000.00			1,000.00	1,000.00		
		297,179.78	3,335.90	2,987.24	297,522.44	288,401.59	9,126.85	
Health								
Health Department		11,000.00		150.00	11,150.00	11,004.99	145.01	
Concord District Nursing Association		3,820.00			3,820.00	3,820.00		
Penacook District Nursing Association		200.00			200.00	200.00		
Concord Hospital		43,030.00		4,000.00	47,030.00	47,000.00	30.00	
		58,020.00		4,150.00	62,170.00	62,024.99	145.01	

General Fund Continued

	Carried from 1948	Appropriations	Income	Transfers	Total Available	Net Expenditures	Unexpended Balances	Carried to 1950
Sanitation and Waste Removal								
Compost Station		4,305.00		342.86	4,647.86	4,647.86		
Refuse Collection and Disposal		60,228.00			60,228.00	55,894.90	4,633.10	
Table Garbage Collection		6,850.00			6,850.00	6,050.00	780.00	
		71,363.00		342.86	71,705.86	66,292.76	5,413.10	
Highways								
Roads and Bridges		233,690.22			233,690.22	232,732.04	958.18	
Storm Sewers		2,600.00			2,600.00	2,600.00		
Office — Public Works		6,419.25			6,419.25	5,613.64	805.61	
Engineering		15,800.00			15,800.00	15,714.37	85.63	
Lighting Streets		41,434.72		233.79	41,668.51	41,372.43	16.08	
Salary Clerk of Board		220.00			220.00	220.00		
Trees		10,377.50			10,377.50	10,359.90	17.60	
Douglas Avenue Construction	668.04				668.04		668.04	668.04
	668.04	310,561.69		233.79	311,463.52	308,912.38	2,551.14	668.04
Charities								
City Poor		38,006.50		2,000.00	36,006.50	35,652.10	354.40	
Hospitalization		6,000.00		7,650.00	7,002.62	7,002.62	627.38	
Dependent Soldiers — City		6,400.00		5,768.93	12,168.93	12,168.93		
Old Age Assistance		50,500.00		5,350.00	34,170.00	34,130.38	39.62	
County Poor								
Dependent Soldiers — County		350.00			350.00	350.00		
Family Service		90,256.50			90,325.43	89,304.03	1,021.40	
	11,498.25	43,315.75	16,713.80	68.93	71,527.89	52,881.65	18,646.24	18,646.24
Public Library								
Patriotic Purposes								
Memorial Day — City		400.00			400.00	400.00		
Memorial Day — Penacook		200.00			200.00	200.00		
Armistice Day — City		100.00			100.00	100.00		
Armistice Day — Penacook		30.00			30.00	30.00		
Spanish War Veterans		400.00			400.00	400.00		
Disabled Veterans' Rent		360.00			360.00	360.00		
V. F. W. State Convention				288.30	288.30	288.30		
		1,490.00		288.30	1,778.30	1,778.30		
Recreation								
Parks		18,200.00			18,200.00	16,586.74	1,613.26	
Band Concerts		1,000.00			1,000.00			
Recreation Commission		31,670.05			31,670.05	29,372.02	2,298.03	
		50,870.05			50,870.05	46,938.76	3,931.29	

Public Service Enterprises

Cemeteries	44,817.00	20,465.64	65,282.64	48,323.71	16,758.90
Airport	13,610.00		13,610.00	12,826.23	783.77
	58,427.00	20,465.64	78,892.64	61,349.97	17,542.67

Unclassified

Incidentals and Land Damages	3,500.00		3,692.48	3,692.48	
Contribution Employees Retirement Fund	21,000.00		24,370.04	24,370.04	
Merrimack Valley Regional Association	500.00		500.00	500.00	
Blister Rust Control	25,000.00		28,532.52	28,532.52	

Contingent Fund

	12,500.00		18.23		18.23
--	-----------	--	-------	--	-------

Interest

Municipal Bonds and Notes	13,556.25		13,961.89	13,961.89	
School Bonds and Notes	9,817.50		14,873.00	10,115.00	4,760.00
	5,057.50		405.64		4,760.00
	5,057.50		405.64	28,836.89	24,076.89

Payments to Other Governmental Divisions

County Tax	198,836.78		198,836.73	198,836.73	
Union School District	733,582.50		993,121.55	685,699.82	307,421.73
Penacook School District	63,576.20	23.56	82,409.56	58,659.35	23,750.21
	275,360.17	25.00	1,274,367.84	943,195.90	331,171.94

Payment of Bonds and Notes

Municipal	85,000.00		85,000.00	85,000.00	
School	14,000.00		14,000.00	14,000.00	
	99,000.00		99,000.00	99,000.00	

Capital Budget

Fire Dept. — Service Truck	2,000.00		2,000.00	1,951.70	48.30
Fire Dept. — Floodlights	1,000.00		1,000.00	674.79	325.21
Public Works — Power Lawn Mower	300.00	300.00			
Public Works — Typewriters	400.00		342.22	280.87	61.65
Public Works — Trees	350.00		15.00	15.00	
Public Works — Bouton Street			692.78	692.78	
Recreation — New Mower — Memorial Field	200.00		200.00	200.00	
Recreation — Development, Russell Pond	500.00		591.00	492.62	7.38
Recreation — New Water System — Beaver Meadow	700.00	.55	700.55	700.55	
Recreation — Tennis Courts — Playgrounds	350.00		350.00	279.36	70.64
Public Library — Book Trailer	3,500.00		3,500.00	3,403.90	96.10
Public Library — Books	3,000.00		3,000.00	2,445.38	554.62
	12,500.00	.55	12,300.55	10,936.65	1,363.90
	292,483.96	40,540.43	2,594,483.45	2,194,762.70	399,720.75
Grand Total					355,246.22

GENERAL

CONSOLIDATED BALANCE SHEET

ASSETS

<i>Cash:</i>			
First National Bank of Concord, N. H.	\$ 249,358.02		
Undeposited cash	658.60		
Petty cash	250.00		
Cash for payment of bonds and interest	882.50		
		\$	251,149.12

<i>Taxes Receivable:</i>			
Levy of 1949	\$ 204,943.00		
Less: Reserve for abatements	21,995.85	\$	182,947.15
Taxes of prior years	\$ 29,246.31		
Less: Reserve for non-collection	29,246.31	—	
Unredeemed taxes bought by City at tax sale \$	17,291.40		
Less: Reserve for non-collection	17,119.37	172.03	183,119.18

<i>Miscellaneous Accounts Receivable:</i>			
Due from State of New Hampshire	\$ 1,833.27		
Merrimack County — relief	4,768.25		
Public Works and cemetery accounts	2,307.34		
Miscellaneous	1.00		
	\$ 8,909.86		
Less: Reserve for non-collection	2,149.53	6,760.33	

<i>Miscellaneous Assets:</i>			
Properties deeded to City			3,719.22
Total General Fund Assets		\$	444,747.85

TRUST FUND ASSETS

<i>On deposit in savings banks:</i>			
Loan and Trust Savings Bank	\$ 90,799.93		
Merrimack County Savings Bank	94,743.16		
New Hampshire Savings Bank	96,390.17		
Union Trust Company	103,160.74		
Stocks and bonds	177,543.30		562,637.30

PARKING METER FUND ASSETS

Cash on hand and in banks	\$ 27,829.53		
Fixed assets	42,329.16		70,158.69

BOND FUND ASSETS (Municipal only)

Cash in bank accounts			14,199.95
-----------------------------	--	--	-----------

CAPITAL FUND ASSETS (Municipal only)

Bond and note requirements, future years, for city and schools			984,000.00
		\$	2,075,743.79

FUND

DECEMBER 31, 1949

LIABILITIES AND SURPLUS

Accounts Payable:

State of New Hampshire — Old Age Assistance	\$ 4,894.77	
Miscellaneous	1.00	
Bond coupons and interest payable	882.50	\$ 5,778.27

Unexpended Appropriations:

Public Library	\$ 18,636.24	
Douglas Avenue construction	668.04	
Union School District	307,421.73	
Penacook School District	23,750.21	
School bond and note requirements to June 30, 1950	4,760.00	355,246.22
Total Liabilities		\$ 361,024.49

Current Surplus (See Schedule, page 3):

(a) Available during next twelve months	\$ 80,004.14	
(b) Unavailable during next twelve months	3,719.22	83,723.36
Total General Fund Liabilities and Surplus		\$ 444,747.85

TRUST FUNDS

Principal	\$ 542,019.00	
Accumulated income	20,618.30	562,637.30

PARKING METER FUND

Fund balance (reserved) per statement, page 8	70,158.69
---	-----------

BOND FUNDS (Municipal only)

Unexpended Balances:

Equipment and improvement bonds — 1948	\$ 2,322.69	
Federal airport project — 1949	5,455.12	
Equipment and improvement bonds — 1949	6,422.14	14,199.95

CAPITAL FUND LIABILITIES (Municipal only)

Bonded debt and long-term notes:

City activities (See statement, page 15)	\$ 685,000.00	
Schools (See statement, page 15)	299,000.00	984,000.00

\$2,075,743.76

GENERAL FUND

STATEMENT OF CURRENT SURPLUS FOR THE YEAR ENDED DECEMBER 31, 1949

Balance, January 1, 1949		\$ 80,532.93
Deduct:		
Portion of opening balance carried forward in 1949 budget and used to reduce tax rate		69,074.18
Remaining balance, as of January 1, 1949		<u>\$ 11,458.75</u>
 <i>Added in 1949:</i>		
Unexpended balances of appropriations	\$ 44,474.53	
Excess of actual revenues over budget estimates, per statement	28,960.06	
Transfer of excess reserves for non-collection of taxes — net	4,273.78	77,708.37
		<u>\$ 89,167.12</u>
 <i>Reductions in 1949:</i>		
Additional appropriation for contingencies voted by board of aldermen	\$ 3,500.00	
Old accounts receivable of the public works department abated	57.71	
Amount set aside as reserve for non-collection of public works (cemetery) accounts receivable	600.00	
Provision for liability to state for old age assistance (Dec. 31, 1949)	\$4,516.77	
Already provided (Jan. 1, 1949)	3,230.72	1,286.05
Balance, December 31, 1949		<u><u>\$ 83,723.36</u></u>

STATEMENT OF BONDED DEBT

DECEMBER 31, 1949

MUNICIPAL

	Rate	<i>Balance</i>		<i>Paid in 1949</i>	
		<i>Dec. 31, '49</i>		<i>Principal</i>	<i>Interest</i>
Central Fire Station	1934 3½	\$ 5,000.00	\$ 1,000.00	\$ 192.50	
Sewers	1934 3½	5,000.00	1,000.00	192.50	
Sewers	1934 3	19,000.00	4,000.00	630.00	
Storm Sewers	1937 2¼	49,000.00	7,000.00	1,260.00	
Public Improvements	1939 1¼	6,000.00	75.00	
Airport Bonds	1942 1¼	15,000.00	3,000.00	225.00	
Signal System	1938 1¼	207,000.00	23,000.00	2,731.25	
Equipment and Improvements	1948 1¼	160,000.00	40,000.00	2,250.00	
Equipment and Improvements	1949 1½	225,000.00	1,687.50	
Total Municipal		\$ 685,000.00	\$ 85,000.00	\$ 9,243.75	

SCHOOL

High School	1925 4¼	\$ 224,000.00	\$ 14,000.00	\$ 10,115.00	
Conant School — Serial Notes	1949 1½	75,000.00			Paid by School
Total School		\$ 299,000.00	\$ 14,000.00	\$ 10,115.00	

WATER

Water Bonds	1931 4¼	\$ 18,000.00	\$ 9,000.00	\$ 956.25	
Water Bonds	1949 1¾	200,000.00		1,750.00	
Total Water		\$ 218,000.00	\$ 9,000.00	\$ 2,706.25	
Total Bonded Debt		\$1,202,000.00			

ANALYSIS OF BONDED DEBT MATURITIES

		<i>Municipal</i>	<i>School</i>	<i>Water</i>
Due in year	1950	\$104,000.00	\$ 39,000.00	\$ 19,000.00
	1951	104,000.00	39,000.00	19,000.00
	1952	104,000.00	39,000.00	10,000.00
	1953	104,000.00	14,000.00	10,000.00
	1954	63,000.00	14,000.00	10,000.00
	1955	55,000.00	14,000.00	10,000.00
	1956	55,000.00	14,000.00	10,000.00
	1957	48,000.00	14,000.00	10,000.00
	1958	48,000.00	14,000.00	10,000.00
	1959	14,000.00	10,000.00
	1960	14,000.00	10,000.00
	Beyond	70,000.00	90,000.00
		\$685,000.00	\$299,000.00	\$218,000.00

DISPOSITION OF PROCEEDS OF BONDS

FOR THE YEAR ENDED DECEMBER 31, 1949

Balance available, January 1, 1949		\$140,316.40
Signal System Bonds of 1948	\$ 49,933.56	
Equipment and Improvement Bonds of 1948	90,382.84	
	<u>\$140,316.40</u>	
Proceeds of 1949 Bond Issues, Including Premiums:		
Improvement and Equipment Bonds	\$226,748.25	
Conant School — Serial Notes	75,000.00	
Water Department Bonds	203,364.00	505,112.25
Additional Receipts on Airport Project		208.49
Total Available		<u>\$645,637.14</u>
Expenditures of Equipment Bond Proceeds:		
Police and Fire Department Signals	\$ 49,933.56	
Through Pass	25,000.00	
State Aid Construction — Sheep Davis Road	25,000.00	
Federal Aid Project — Bouton Street	14,000.00	
Re-building South Street	117,863.22	
Rockingham Street	4,082.06	
Sewall's Falls Bridge	17,631.50	
New Sidewalks and Curbs	34,204.57	
East Concord Sewer	3,868.60	
Purchase of LaFlamme Property	7,264.00	
Police Garage Alterations	10,697.97	
Five Trucks for Public Works	22,027.73	
Two New Fire Trucks	20,012.81	
Federal Airport — Project B	902.88	
Expenses of Bond Issue	584.29	\$353,073.19
Expenditures of Water Bond Proceeds:		
24-Inch Mains	\$ 10,239.67	
Penacook Pumping Station	7,706.01	
Cost of Bond Issue	554.75	18,500.43
Transfer of Conant School Serial Note Proceeds to School Treasurer		75,000.00
Total Expenditures		\$446,573.62
Balance Forward, Available in 1950		199,063.52
Total Accounted for		<u>\$645,637.14</u>
Available Balance Assigned To:		
Improvement and Equipment Bonds	\$ 8,744.83	
Federal Airport Project	5,455.12	
Water Department	184,863.57	
	<u>\$199,063.52</u>	

STATEMENT OF TAX ACCOUNTS

FOR THE YEAR ENDED DECEMBER 31, 1949

	<i>1949 Levy</i>	<i>Prior Years</i>
Balance, January 1, 1949	—	\$ 180,716.56
1949 Levy Committed to Collector:		
Real Estate and Personal Property	\$2,007,246.20	
11,598 Polls	23,196.00	
Bank Stock Tax	6,367.60	
Added Taxes, Interest and Costs	1,793.43	7,441.71
Total Charges to Collector	<u>*\$2,038,603.23</u>	<u>\$ 188,158.27</u>

Accounted for as follows:

Collections to Treasurer	\$1,825,286.55	\$ 154,878.32
Collections on hand	505.24	—
Authorized Abatements	7,868.44	4,033.64
Uncollected, December 31, 1949	204,943.00	29,246.31
	<u>\$2,038,603.23</u>	<u>\$ 188,158.27</u>

* Taken as Current Revenue

	\$2,008,738.94	
Overlay Approved by State	29,864.29	

AGE ANALYSIS OF UNPAID TAXES PRIOR TO 1949

	<i>Personal Property</i>	<i>Poll Taxes</i>
Levied for the year 1948	\$ 1,928.66	\$ 3,180.00
1947	823.70	2,876.00
1946	565.36	2,476.00
1945	280.31	6,694.30
1944	134.29	5,092.40
1943	69.10	1,047.40
1942	60.53	1,050.40
1941	105.95	964.20
1940	102.06	890.20
1939	60.30	845.15
	<u>\$ 4,130.26</u>	<u>\$25,116.05</u>
Total of Personal Property Taxes and Polls		<u>\$29,246.31</u>

Note: All taxes prior to 1949 are covered by equal reserves for non-collection.

TRUST FUNDS

STATEMENT OF CHANGES IN BALANCES
FOR THE YEAR ENDED DECEMBER 31, 1949

PRINCIPAL ACCOUNT

	<i>Cemetery Funds</i>	<i>Library Funds</i>	<i>Other Funds</i>	<i>Total</i>
Balance, January 1, 1949	\$398,753.15	\$123,920.82	\$ 4,961.73	\$527,635.70
New Trusts Received	7,862.50	5,000.00	12,862.50
Portion of Proceeds of Cemetery Lots and Graves	1,498.33	1,498.33
Transfer from Income of the Seth Jones Fund	22.47	22.47
	<hr/>	<hr/>	<hr/>	<hr/>
Balance of Principal, December 31, 1949	<u>\$408,136.45</u>	<u>\$128,920.82</u>	<u>\$ 4,961.73</u>	<u>\$542,019.00</u>

INCOME ACCOUNT

Balance of accumulated Income, January 1, 1949	\$ 21,750.30	\$	\$ 492.63	\$ 22,242.93
Interest and Dividends on Invest- ments	11,455.12	3,394.93	136.42	14,986.47
Stock Dividend Received	23.30	23.30
Portion of Proceeds of Sale of Cemetery Lots	1,098.34	1,098.34
Income from Trusts where Prin- cipal held by Other Trustees	10,562.85	10,562.85
	<hr/>	<hr/>	<hr/>	<hr/>
Total Available	<u>\$ 34,303.76</u>	<u>\$ 13,981.08</u>	<u>\$ 629.05</u>	<u>\$ 48,913.89</u>

Disbursements:

Transfer to Cemeteries	\$ 13,518.31	\$	\$	\$ 13,518.31
Transfer to Library	13,963.08	13,963.08
Transfer to Schools	25.00	25.00
Direct Payments of Expenses and Grants	716.73	50.00	766.73
Transfer to Principal	22.47	22.47
Inter-Fund Transfers	18.00	18.00
	<hr/>	<hr/>	<hr/>	<hr/>
Total Disbursements	<u>\$ 14,239.51</u>	<u>\$ 13,981.08</u>	<u>\$ 75.00</u>	<u>\$ 28,295.59</u>

Balance of Accumulated Income, December 31, 1949	<u>20,064.25</u>	<u>.....</u>	<u>554.05</u>	<u>20,618.30</u>
Combined Balances of Principal and Income	<u>\$428,200.70</u>	<u>\$128,920.82</u>	<u>\$ 5,515.78</u>	<u>\$562,637.30</u>

PUBLIC WORKS—SANITARY SEWERS DIVISION

STATEMENT OF OPERATIONS
FOR THE YEAR ENDED DECEMBER 31, 1949

OPERATING REVENUES

Sewer Rentals — General		\$24,206.55
Sewer Rentals — Industrial		5,736.20
Penalties		72.49
Miscellaneous		691.47
Total Operating Revenues		\$ 30,706.71

OPERATING EXPENSES

General Operation:

Superintendence and Engineering	\$ 3,804.16	
Main and Manhole Labor and Expense	3,047.02	
House Connection Labor and Expense	495.01	
Maintenance of Sewer Mains	894.36	
Maintenance of Manholes	461.76	\$ 8,702.31

Customers' Expense (Water Department):

Meter Readings and Collection	\$ 369.68	
Billing and Accounting	1,109.05	1,478.73

Administration:

Office Salaries	\$ 782.55	
Office Supplies	32.75	
Insurance	152.93	
Damages	17.70	
Miscellaneous	85.77	1,071.70

Employees' Accounts:

Annual Leave, Sick Leave and Holiday Payroll	976.22	
Retirement Fund Payments	749.08	1,725.30

Depreciation

14,123.04

Total Operating Expenses

\$ 27,101.08

Operating Income

3,605.63

Non-operating Income:

Interest on Savings Bank Accounts		1,001.25
		\$ 4,606.88

Non-operating Expenses:

Provision for Loss on Accounts Receivable		700.00
---	--	--------

Net Profit on Operations for the year		\$ 3,906.88
---	--	-------------

PUBLIC WORKS—SANITARY SEWERS DIVISION

BALANCE SHEET
DECEMBER 31, 1949

ASSETS

Fixed Assets:

Mains, Manholes, Customer Connections, Land and Sundry Equipment	\$1,135,027.03	
Less: Accrued Depreciation	557,733.57	\$ 577,293.46

Current Assets:

Cash in Bank — Current Account	\$ 1,439.46	
Cash in Savings Banks	46,501.25	47,940.71
Accounts Receivable — Rentals	\$10,392.80	
Sundry Accounts Receivable	521.01	
	\$10,913.81	
Less: Reserve for Losses	3,700.00	7,213.81
Inventory of Materials and Supplies		3,769.83
Total Current Assets		\$ 58,924.35
		\$ 636,217.81

LIABILITIES AND FUNDS

Current Liabilities:

Accounts Payable		\$ 1,317.00
------------------------	--	-------------

Fund Balance and Surplus:

Municipal Investment	\$ 481,295.85	
Contributions in Aid of Construction		131,625.69
Balance, January 1, 1949	\$18,072.39	
Add: Profit on operation for the year from page 12	3,906.88	21,979.27
Total Fund Balance		\$ 634,900.81
		\$ 636,217.81

WATER DEPARTMENT

STATEMENT OF OPERATIONS
FOR THE YEAR ENDED DECEMBER 31, 1949

OPERATING REVENUES

Metered Sales to General Customers	\$ 130,978.86
Flat Rate Sales to General Customers	3,967.06
Metered Sales — Industrial	28,066.65
Sales to Other Utilities	460.35
Miscellaneous Operating Revenues	220.12
Total Operating Revenues	\$ 163,693.04

OPERATING EXPENSES

Water Supply:

Superintendence	\$ 2,390.85	
Source of Supply Labor	2,782.79	
Pumping Station — Labor	14,389.84	
Pumping Station — Supplies and Expenses	2,471.75	
Gravity System — Supplies and Expenses	2,221.87	
Well system — Supplies and Expenses	211.73	
Purification Labor	389.19	
Purification Supplies and Expenses	483.92	
Power Purchased	8,563.18	
Repairs to Equipment	359.50	\$ 34,273.62

Distribution:

Superintendence	\$ 2,390.84	
Labor	30,164.62	
Supplies and Expenses	881.98	
Repairs to Equipment and Structures	12,368.33	45,805.77

Administration:

Salaries — Office and Meter Readers	\$ 9,783.95	
Commercial Supplies and Expense	729.33	
Stores and Shop Expense	574.96	
Garage Expense	2,897.42	
Office Supplies, Postage, etc.	411.92	
Insurance and Bonds	2,455.82	
Retirement Fund Payments	5,278.61	
Miscellaneous General Expenses	1,107.39	23,239.40

Fixed Charges:

Depreciation	\$29,849.46	
Taxes	20.50	
Interest on Funded Debt	2,706.25	32,576.21

Total Operating Expenses \$ 135,895.00

Operating Income \$ 27,798.04

Non-Operating Income:

Interest and Equipment Rentals	\$ 221.41	
Gain on Sale of Capital Assets	362.57	
Miscellaneous	252.06	836.04

Net Profit on Operations for the Year \$ 28,634.08

WATER DEPARTMENT

BALANCE SHEET
DECEMBER 31, 1949

ASSETS

Fixed Assets, net of accrued depreciation:

Water and Flowage Rights	\$ 167,663.11	
Land	132,436.35	
Structures	277,350.39	
Equipment	52,476.50	
Distribution System	678,841.26	
Other Equipment	42,077.03	
Unfinished construction	11,711.78	\$1,362,556.42
Cash in water bond construction account		184,863.57
Total Fixed Assets and Construction Cash		<u>\$1,547,419.99</u>

Current Assets:

Cash:		
Cash in Current Account	\$28,286.78	
Cash in Savings Accounts	5,764.49	
Petty Cash	400.00	\$ 34,451.27
Accounts Receivable	723.87	
Inventories	48,475.30	
Total Current Assets		83,650.44
		<u>\$1,631,070.43</u>

LIABILITIES AND FUNDS

Capital Liabilities:

Bonded Debt (\$19,000.00 of principal due within one year)	\$ 218,000.00
--	---------------

Fund Balance and Surplus:

Municipal Investment	\$ 963,194.74	
Contributions in aid of Construction	67,982.33	
Surplus — Balance January 1, 1949	\$ 353,259.28	
Add — Profit on operations for the year from page 10	28,634.08	381,893.36
Total Fund Balance		1,413,070.43
		<u>\$1,631,070.43</u>

PARKING METER FUND

STATEMENT OF OPERATIONS
FOR THE YEAR ENDED DECEMBER 31, 1949

<i>Income:</i>		
Cash receipts from parking meters		\$43,821.17
<i>Operating Expenses:</i>		
Maintenance salaries	\$ 2,904.18	
Parts and supplies	260.04	
Enforcement salaries	5,079.15	
Enforcement supplies	123.82	
Collection salaries	1,200.00	
Collection supplies	90.00	
Accounting salaries	677.31	
Accounting supplies	368.86	
Accounting miscellaneous	20.12	
Marking streets — salaries	96.70	
Marking streets — supplies	710.34	
Incidentals	664.63	
Total Operating Expenses		\$12,195.15
<i>Operating Income</i>		\$31,626.02

PARKING METER FUND

BALANCE SHEET
DECEMBER 31, 1949

<i>Assets:</i>		
Cash in bank	\$27,601.24	
Cash on hand	228.29	\$27,829.53
Meters and coin-handling equipment		42,329.16
		\$70,158.69
<i>Fund Balance:</i>		
Balance, January 1, 1949	\$38,532.67	
Add: Operating income for the year, as above	31,626.02	
Fund balance (surplus), December 31, 1949		\$70,158.69

ASSESSORS' STATEMENT FOR 1949

	Assessed Valuation of City	Amount of Appropriations	Tax Rate per \$1,000
Money raised for the			
State		none
County	\$38,765,980.00	\$ 198,869.48	\$ 5.13
City Budget	38,765,980.00	987,757.17	25.48
Schools			
*City Union	36,524,630.00	757,400.00	20.74
**Penacook Union School	2,239,450.00	63,576.20	28.39
Totals		\$2,007,602.85	

Warrants Submitted to Tax Collector	\$2,036,809.80
Raised by Supplementary Taxes	1,544.41
City Rate	51.35
Penacook Rate	59.00
Average Tax Rate per \$100.00 of Assessed Valuation for City	5.18
*Includes property located in London	
**Includes property located in Canterbury	

POLL TAXES

	Number	Amount
Men	3,913	\$ 7,826.00
Women	7,685	15,370.00
	11,598	\$23,196.00

EXEMPTIONS

Veterans:		
Property Valuation		\$ 1,008,259.00
Polls (3,225)		6,450.00
Blind:		
Property Valuation		4,000.00
Polls (8)		16.00
Total Exemptions		\$ 1,018,725.00

BANK STOCK

Bank Stock		\$ 6,367.60
		=====

ASSESSED VALUATIONS OF VARIOUS TYPES OF PROPERTY

<i>Type</i>	<i>No.</i>	<i>Valuation</i>
Improved and Unimproved Land and Buildings		\$31,875,277.00
Growing Wood and Timber		11,498.00
Electric Plants		1,702,150.00
Horses	116	12,500.00
Asses and Mules	2	300.00
Oxen		
Cows	953	128,850.00
Other Neat Stock	153	14,065.00
Sheep and Goats	79	819.00
Hogs	7	175.00
Fowls	25,071	28,506.00
Fur-bearing Animals	81	405.00
Portable Mills		85,500.00
Boats and Launches		1,650.00
Wood, Lumber etc.		38,050.00
Gasoline Pumps and Tanks		24,710.00
Stock in Trade		4,063,975.00
Machinery		777,550.00
Total		\$38,765,980.00

COMPARATIVE TABLE

OF THE NUMBER OF POLLS AND VETERANS, ASSESSED VALUATIONS, TAX LEVIES AND RATES 1939-1949

<i>Year</i>	<i>Polls</i>	<i>Exemptions Veterans</i>	<i>Valuations</i>	<i>Committed Tax*</i>	<i>Rate</i>
1939	13,877	958	\$32,365,017.00	\$1,176,029.78	\$35.30
1940	14,334	925	32,791,790.00	1,280,926.90	38.00
1941	13,874	896	33,068,487.00	1,264,315.56	37.20
1942	13,184	897	33,282,876.00	1,312,838.22	38.40
1943	12,205	796	33,251,268.00	1,087,147.04	31.89
1944	12,416	679	33,083,027.00	1,088,928.60	30.59
1945	11,734	701	32,963,846.00	1,181,708.97	33.68
1946	12,139	2,570	33,622,496.00	1,333,172.60	38.26
1947	11,606	2,817	36,457,539.00	1,557,237.23	41.47
1948	11,859	3,207	37,330,320.00	1,749,517.43	45.92
1949	11,598	3,225	38,765,980.00	2,036,809.80	51.35

* Does not reflect Abatements and Deductions allowed by Assessors.

INDEX

	PAGE		PAGE
Activities in 1949	4	Municipal Airport	35
Appendix	53	Municipal Court	33
Assessment	10	Parks	44
Bond Funds	11	Planning	13
Building Activity	40	Plumbing Inspection	40
Cemeteries	44	Police Protection	28
City Clerk	8	Probation	37
City Government	6	Public Works	41
City Officials	7	Recreation	21
Elections	8	Refuse Collection	41
Engineering	42	Relief	26
Examination of Plumbers	40	Schools	49
Finances	11	Sewers	42
Financial Statements and Statistics	54	Snow Plowing and Sanding	41
Fire Protection	38	Street Lighting	41
Garbage Disposal	41	Tax Collection	10
General Fund	54	Trees	44
Health and Sanitation	17	Trust Funds	64
Hydrants	39	Vital Statistics	8
Legal Service	12	Water Supply	46
Library	23	Weights and Measures	45
Milk Control	18	Zoning Appeals	40

*The office of government is not to confer happiness,
but to give men opportunity to work out happiness
for themselves.* —WILLIAM ELLERY CHANNING

PRINTED BY THE CONCORD PRESS, INC.

CONCORD, N. H.

