




02.21

W92


854-66


A





Digitized by the Internet Archive
in 2010 with funding from
University of Massachusetts Amherst





TWENTY-FOURTH
ANNUAL REPORT

OF

THE TRUSTEES

OF THE

STATE LUNATIC HOSPITAL,

AT WORCESTER.

DECEMBER, 1856.

BOSTON:
WILLIAM WHITE, PRINTER TO THE STATE.
1857.



OFFICERS OF THE HOSPITAL.

TRUSTEES.


WILLIAM T. MERRIFIELD, <i>President</i> ,	. . .	Worcester.
LINUS CHILD, <i>Secretary</i> ,	. . .	Lowell.
CHARLES H. STEDMAN,	. . .	Boston.
THOMAS COLT,	. . .	Pittsfield.
JOSEPH N. BATES,	. . .	Worcester.

TREASURER.

SAMUEL JENNISON, Esq.,	. . .	Worcester.
OFFICE—SAVINGS BANK, FOSTER STREET, WORCESTER.		

RESIDENT OFFICERS.

MERRICK BEMIS, M. D.,	. . .	<i>Superintendent.</i>
FRANK H. RICE, M. D.,	. . .	<i>Assistant-Physician.</i>
THOMAS H. GAGE, M. D.,	. . .	<i>Assistant-Physician.</i>
ELIZABETH REID,	. . .	<i>Matron.</i>
REV. ISAAC HOSFORD,	. . .	<i>Chaplain.</i>



TWENTY-FOURTH ANNUAL REPORT
OF THE
TRUSTEES OF THE STATE LUNATIC HOSPITAL,
AT WORCESTER,
1856.

*To His Excellency HENRY J. GARDNER, Governor, and the
Honorable Council.*

The Trustees of the State Lunatic Hospital at Worcester, in compliance with the provisions of law, hereby submit their Twenty-fourth Annual Report.

In reviewing the history of this institution for the past year, the Trustees find abundant occasion to reiterate an acknowledgment of the superintending care of a merciful Providence, and to express their convictions that the institution, as heretofore, has been the means of unspeakable benefit to those unfortunate beings committed to its care.

For a particular account of the operations of the hospital for the past year, the number and condition of its patients, and the success which has attended the efforts of its immediate officers and managers, the Trustees refer to the full and minute report of the Superintendent, which is herewith presented.

The financial condition of the hospital will be ascertained from the report of the Treasurer, which contains a statement of the receipts and expenditures for the past year.

The last annual report of the Trustees announced the fact

that Doctor Chandler, who for more than ten years had most acceptably discharged the duties of Superintendent of the hospital, had resigned his situation, and that Doctor Merrick Bemis had been appointed as his successor. After the appointment of Doctor Bemis, the Trustees cheerfully assented to his request for leave of absence, for the purpose of visiting Europe. He was absent about six months, having visited the various institutions for the relief of the insane in England and Scotland, and upon the continent, and having thus acquired much valuable information which we doubt not will be made available for the benefit of the institution committed to his care.

Doctor Bemis entered upon the duties of his office at the hospital, July 16, 1856, Doctor Chandler having kindly consented to retain the charge of the institution up to that time.

During the short period which Doctor Bemis has discharged the responsible duties of his situation, the Trustees have discovered ample evidence to satisfy them of the wisdom of his appointment.

During the last year Doctor Frank H. Rice has been appointed Assistant-Physician at the hospital, and has also performed the duties of Clerk of the institution. The duties devolving upon Doctor Rice have been performed to the entire satisfaction of the Trustees, and we regard him as a most valuable officer.

During the same period, Doctor Thomas H. Gage has been employed as Assistant-Physician, and has rendered very efficient aid to the Superintendent. So long as the institution can retain his services, the Trustees will deem themselves fortunate in securing his valuable aid in the various and difficult duties devolving upon the Superintendent and Assistant-Physicians.

During the past year the Rev. George Allen, who, for many years, has discharged the duties of Chaplain, resigned his situation, and the Trustees have appointed Rev. Isaac Horsford in his place, and who has entered upon the duties of his appointment.

The Trustees cannot withhold the expression of their satisfaction at the change of the treatment of the more violent and furious patients, which has been adopted at the hospital within the last two years, and which Doctor Bemis, since entering upon the duties of his office, has carried out more fully than ever

before. We allude to the dispensing with the use of the strong rooms for the confinement of the more violent patients.

Doctor Bemis, since he entered upon his duties, has not, in a single instance, made any use of the strong rooms for the confinement of patients, nor has he as yet found it necessary to employ any extra attendants in the various wards.

We are not fully prepared to draw any specific conclusions upon this subject from the experience of the last four months. We are prepared, however, to state the fact, that during that period we have found the patients, as a whole, at our monthly visits, more quiet than during any other four months since our connection with this institution. Occasions have not been rare when, out of some 370 patients, not a single one was subjected to any kind of restraint, other than the care of the attendant within the ward. It is true that it is frequently necessary to separate the violent and furious patients from the others. This is done by confining them for short periods in their sleeping-rooms, and by this mode of treatment it is found that these violent paroxysms pass off more readily than by confinement in the strong rooms.

In the last annual report it was stated that of the thirty-six strong rooms, twenty-four had been removed by order of the Trustees, and that four large and airy parlors or sitting-rooms had been substituted in their place.

Of the twelve strong rooms remaining, the six in the female department have not been used for more than twelve months, and the six in the male department have not been used for the last four months, and the Trustees have no doubt that these remaining twelve strong rooms may be removed, and the space occupied by them be appropriated to a much more useful purpose.

Another change is being introduced by Doctor Bemis, which, in our judgment, promises highly beneficial results; we mean the giving of employment to the patients upon a more systematic plan than heretofore adopted. As far as the experiment has been tried, it promises the best results, both as a curative process, and as calculated to arrest that tendency to entire dementation, which is liable to follow long confinement in the wards without any employment.

In the annual report of 1854, attention was called to the condition of the hospital, and many defects in its accommodation

pointed out, which, in the judgment of the Trustees, called imperatively for a remedy.

The most important of these defects were, 1st, the very imperfect ventilation; 2d, the mode of warming by hot-air furnaces, placed in the cellars, and so constructed as to create great exposure to fire, and 3d, the condition of the wards as gloomy and forbidding, having a very insufficient amount of light.

The report of last year stated that the last defect had been substantially remedied, and that the Trustees were then engaged in carrying out other changes which promised to remedy substantially the other two.

The Trustees of 1854 instituted inquiries whether the defective ventilation, and the dangerous mode of warming the buildings, could be obviated within any reasonable expense.

The result of those inquiries were that it would require an outlay of from sixty to seventy thousand dollars to remove these defects. This fact induced the Trustees of that year to abandon the idea of making any extensive improvements in the present building; and they suggested to the legislature the expediency of a sale of the present land and buildings, and the purchase of a new site, and the erection of new buildings upon a more improved plan.

This subject, thus brought to the attention of the legislature, resulted in the appointment of a commission, consisting of Hon. Levi Lincoln, Doctor Edward Jarvis, and Hon. Increase Sumner, whose report embodied a vast amount of valuable information, not only upon the number and condition of the insane within the Commonwealth, but also upon the kind and construction of building for the reception of this class of persons.

As the report of that commission recommended the continuance of the present hospital building at Worcester, and the erection of a third hospital for the insane, to be located in the western part of the Commonwealth, and as the legislature substantially adopted those recommendations, the Trustees of 1855 again directed their attention to the condition of the hospital at Worcester, with a view to applying a remedy to defects which were conceded by all to exist.

The defect in regard to the wards, resulting from a great deficiency of light, was remedied as reported in the annual report of last year.

The great difficulties which seemed almost impossible to remove within any reasonable expense, related to the mode of heating and ventilating the buildings.

The various wards were so low studded, being only about eight feet in the clear; the construction of the hot-air furnaces were such, and the hot-air flues so contracted, and the ducts or passage ways for conveying away the foul air, were so small, that to secure an economical and safe mode of meeting with an efficient ventilation, would, in the opinion of competent judges, as well as in the opinion of the Trustees, have required an almost entire change in the internal arrangement of the building, unless some different mode of warming and ventilation could be resorted to than that which had been generally in use in such buildings.

While the Trustees of 1855 were encountering these difficulties, their attention was called to a mode of warming and ventilation, which had been recently adopted at the asylum for the insane at Utica, in the State of New York.

The Trustees also acknowledge their indebtedness to John Wright, Esq., of Lowell, for many valuable suggestions, and under whose direction and that of one of their own number, (Mr. W. T. Merrifield,) the work has now been carried to a successful termination.

After mature consideration of the plan adopted at Utica, and of the suggestions of Messrs. Wright and Merrifield, the Trustees of 1855 determined to adopt it, and immediately commenced the work. This has now been completed, and, in the opinion of the Trustees, with entire success.

The plan consists in the use of steam for the purpose of heating. A general description of it may here appropriately be given, referring, however, to the report of the Superintendent for a more detailed and minute description of it in its various parts.

Four large steam boilers are placed outside the main buildings, at a distance of about 120 feet. Between the boilers and the main building is constructed a large air chamber under ground, which is filled with steam-pipes. From this chamber proceeds a spacious passage way to the cellar, and through the cellar under the main building and all its wings. This passage way is so constructed in the cellar as to embrace within it all

the old flues which conveyed the hot-air from the old furnaces to the various apartments of the building.

Near the boilers is placed two small steam-engines, only one of which is to be used at the same time. The steam used for driving the engine, after it has passed through the same, is conducted into the steam-pipe in the hot-air chamber, which, with steam taken directly from the boilers, is used for keeping it at any desired temperature.

The steam-engine drives a large fan which is fourteen feet in diameter, by which fresh air is constantly forced into the hot-air chamber, when it is heated to the necessary temperature, thence by means of the force furnished by the fan, is forced through the large passage way under the building and wings, and through the flues connected therewith into all the apartments of the building. The same force from the fan still operates upon the air in the various apartments, forcing it out at the old ventilating ducts, with any rapidity which may be desired. Thus is secured a constant change of air in all the apartments of the building. This change may be increased or retarded at pleasure, by simply increasing or slackening the speed of the fan.

One of the chief recommendations of this plan, which is called mechanical ventilation, is that by means of the pressure upon the air in the various departments secured by the fan, the foul air can be forced out with great rapidity through much smaller ducts, than by the ordinary process of ventilation. We were therefore enabled to use all the old hot-air flues and ducts, while with the ordinary process of ventilation, they must all have been taken down and enlarged at very great expense.

With this method of ventilation low studded apartments can be kept pure with as great facility as those which are more capacious.

This plan of ventilation will also be found admirably adapted for preserving a pure and healthful air in the various apartments in the warm season of the year. It is expected that the fan will continue to run in warm as well as in cold weather, and by it it is estimated that the whole air throughout the whole building can be changed as often as once in from ten to fifteen minutes.

As before stated, it is now in successful operation at the Wor-

cester Hospital. We are satisfied that by this plan a much more perfect and economical mode of warming and ventilation is secured than by any other process. It has been completed at about half the expense which the plan considered by the Trustees of 1854 was estimated to cost.

The Trustees desire to bring to the notice of your excellency, and through you to the attention of the legislature, another subject, which, in their judgment, is one of considerable importance. We allude to the laws and regulations now in force in regard to the amount paid for the support of such patients as are chargeable to the Commonwealth.

Prior to 1844, the hospital was allowed by the Commonwealth for the support of its patients, the whole expense of their support.

By certain Resolves passed by the legislature of 1844 and 1845, the compensation for such patients was fixed at the rate of \$2.50 per week, for a term not exceeding thirteen weeks; \$2.25 per week for a term not exceeding twenty-six weeks, and \$2 per week for a term exceeding twenty-six weeks, and less than one year, and for one year \$100 per year. Other laws in force require the Trustees, for the foregoing compensation, to furnish such patients all necessary clothing, and, when they leave the hospital, to send them away well and comfortably clad. The hospital is also required to pay the funeral charges of such as die at the institution. All other patients in addition to the sum fixed per week for their support, are charged extra for clothing, funeral charges, and also for damages done by the patient to the buildings and property of the institution.

The laws further require the Trustees, from year to year, to fix the price of the support of all other patients, except those chargeable to the Commonwealth, (which by the foregoing Resolves remain at a fixed sum,) at such prices as will cover the expenses of the institution, except the salaries of such of its officers as are paid out of the treasury of the Commonwealth.

From 1845 to 1854 the compensation allowed for the Commonwealth's patients, at the Worcester Hospital, did not fall so much below the sum paid by other patients, as has been the case since that time. Since the present compensation for the support of State paupers at the lunatic hospitals was fixed by the Resolves of 1844 and 1845, the cost of sustaining them has greatly increased. This difference is most perceptible since the

close of the year 1853. In 1854 the State Lunatic Hospital at Taunton was opened for the reception of patients, and the number at Worcester was consequently greatly reduced. For a few years prior to 1854, the hospital at Worcester was greatly crowded with patients. In the summer of 1853, the number reached 567, and although during that year, and a few years preceding, the number of patients was far too great to be properly cared for, yet as one result of the great number, the cost of support per patient was less than since, or during the earlier history of the institution.

One fact should here be stated, that the Commonwealth's patients are usually of a class which remain for a period of at least one year, so that substantially the Commonwealth pays for its patients at the rate of \$100 a year for support and clothing and other expenses.

A few statements of the number of State paupers, and of other patients, and the cost of the support of patients at the hospital, will place the whole subject in a clear light.

In 1853 the number of State paupers in the hospital was	216
" all other patients,	304
1854, State paupers,	151
" all others,	230
1855, State paupers,	115
" all others,	221
1856, State paupers,	141
" all others,	235

In 1853 the expense of supporting each patient, was .	\$103	00
1854 " " " "	123	77
1855 " " " "	157	29
1856 " " " "	128	64

It will thus be seen that under the present law the amount allowed by the Commonwealth for the support of its patients at the hospital is from thirty to fifty per cent. less than the actual cost of their support.

During the last year the price charged upon all the patients per week, except State paupers, was, for the first six months, \$3, and after that \$2.75 per week, while the State, for its pa-

tients, allowed less than \$2 per week. With the present cost of provisions and supplies, the price for the future must of necessity be as high as during the last year.

The effect of this state of things is practically to impose, as it were, a tax upon those unfortunate individuals who are committed to the lunatic hospitals of the State for the benefit of the State's own lunatic paupers.

The injustice of this state of things will be more strikingly apparent, when we reflect that this tax is imposed, not upon the rich and the prosperous, but in most cases upon the poor and afflicted.

Many instances might be referred to in the Worcester Hospital, in which a member of a family of limited means becomes insane. The friends of the patient cannot endure the idea of making their relative a town charge, and hence they submit to every privation and self-denial, in order to save enough to support their afflicted brother or sister at an institution which promises relief from so great a calamity.

We know of instances in which two sisters have, by the daily labor of their own hands, supported a third sister at the Worcester Hospital. In another case, a daughter who had no means but what she earned, supported an aged mother at the same institution. We cannot but feel that the operation of existing laws in this respect need only to be stated to the legislature to secure an immediate remedy.

Indeed, if we rightly interpret a law passed at the last session, the legislature has already changed the operation of the Resolves of 1845, to a limited extent. We allude to the Act of 1856, chapter 113.

This Act provides that lunatics who have no known residence in the Commonwealth, may be committed to either of the State lunatic hospitals, by any two justices of the peace, one of whom shall be a justice of the quorum, or by any police court.

The fourth section of this Act provides that persons thus committed "*shall be supported at said hospitals at the expense of the Commonwealth.*" Our interpretation of this Act is, that the expression, "shall be supported at the State lunatic hospitals at the expense of the Commonwealth," means that the Commonwealth is to pay the *whole* cost of their support, and not a part of it.

But this Act has no application to the large number of State paupers now in the State lunatic hospitals, most of whom have been committed by the judges of probate.

The judges of probate have now the same authority as heretofore, to commit to the State hospitals lunatics who have no known settlement in the Commonwealth, and will probably continue to exercise that jurisdiction.

If we are right in our interpretation of the Act in question, an insane State pauper may be committed to a State lunatic hospital by a judge of probate, and on the same day another may be committed by a police judge to the same institution. For the support of one the Commonwealth would be chargeable at the rate of \$100 a year for board and clothing, and for the other at the rate of \$145 a year for board, with extra charges for clothing. This inequality surely ought not to exist. We also refer to the report of the Superintendent for further statements upon this subject.

The Trustees therefore most respectfully ask the attention of your excellency, and, through you, the attention of the legislature to this subject, as one imperatively requiring some modification of the existing laws.

WILLIAM T. MERRIFIELD,
LINUS CHILD,
CHARLES H. STEDMAN,
THOMAS COLT,
JOSEPH N. BATES,

Trustees.

WORCESTER, December 27, 1856.

TREASURER'S REPORT.

To the Trustees of the State Lunatic Hospital:—

The Treasurer reports:—

That from the 30th day of November, 1855, to the 1st day of December, 1856, he has received:—

From the Commonwealth, for support of Paupers committed to said Hospital,	\$15,661 38
and on account of Ellen Hart, heretofore paid by the State,	72 11
From cities, towns and individuals, for support of patients,	29,091 74
From the Massachusetts Cotton Mills for balance of their note,	10,000 00
For interest on said note.	382 50
For interest on Z. Storr's legacy,	30 00
For articles sold by the steward,	372 00
From the Worcester Bank, overdrawn,	9,882 86
Balance of cash account due the Treasurer,	304 21
	\$35,796 80

And that during the year ending November 20, he has paid, on the Steward's orders:—

For salaries, wages of attendants, &c.,	\$9,551 11
Improvements and repairs,	4,033 41
Furniture,	1,809 65
Clothing,	1,683 18
Flour, 407 barrels,	3,832 00

For Meal,	\$158 74
Proviñder,	1,669 21
Rice, 2,454 pounds, and biscuit,	421 91
Coffee, 2,148 pounds,	406 45
Tea, 898 pounds,	321 39
Sugar, 24,946 pounds,	2,352 88
Butter, 27,107 pounds,	5,824 58
Cheese, 2,003 pounds,	217 83
Fresh meat,*7,605 pounds fresh Beef; 5,795 Steak; 3,507 pounds soup meat; 684 pounds Poultry,	1,745 14
Salt Beef, 18,419 pounds; Hams, 600 pounds,	1,608 64
Fish, 5,000 pounds,	232 90
Molasses, 477 gallons,	209 16
Small groceries,	427 95
Fresh fruits,	920 85
Potatoes, 1,518 bushels,	891 43
Other vegetables,	224 92
Vinegar, 306 gallons,	33 66
Fuel, 389 cords of Wood, and 32 cords of Charcoal,	2,658 40
Gas light, 251,000 feet, and Oil, 196 gallons,	860 37
Soap, Starch, and Potash,	105 62
Medical supplies,	347 55
Books, Stationery, and Printing,	204 39
Trustees expenses,	115 00
Sexton's charges,	203 25
Live stock purchased,	1,184 50
Miscellaneous expenses,	775 30
	<hr/>
	\$45,031 37
And on account of improvements in warming and ventilation,	17,686 48
	<hr/>
	\$62,717 85
Treasurer's salary and expenses,	619 72
Balance due as per last report, paid to the Wor- cester Bank and the Treasurer,	2,459 23
	<hr/>
	\$65,796 80

STATE OF THE HOSPITAL FUND.

Amount due for support of patients, December 1, 1856, estimated at		\$39,181 03
Bond of Worcester and Nashua Railroad Com- pany,		500 00
Cash in the hands of John Wright, Esq.,		500 00
Cash in the hands of the Steward,		140 61
		<hr/>
		\$40,321 64
Cash due the Worcester Bank,	\$9,882 86	
Cash due the Treasurer,	304 21	
Balance,	30,134 57	
	<hr/>	\$40,321 64

Respectfully submitted, by

SAMUEL JENNISON, *Treasurer.*

December, 1856.

Examined and approved by the Auditing Committee.

J. N. BATES.

WM. T. MERRIFIELD.

December 29, 1856.

Dear Sir,
I have the honor to acknowledge the receipt of your letter of the 15th inst. in relation to the above matter.

I am sorry to hear that you are having trouble with the machine. I will try to get you a new one as soon as possible.

I have spoken to the manager of the factory and he has agreed to give you a new machine of the same type as the one you had.

I will have the new machine ready for you in about two weeks. I will let you know when it is ready.

I am very sorry that you had to have any trouble with the machine. I will make sure that the new one is of the best quality.

I am sure that you will be satisfied with the new machine. I will be glad to help you in any way I can.

Very truly yours,
John D. Smith

SUPERINTENDENT'S REPORT.

Twenty-fourth Annual Report of the Superintendent, to the Trustees of the State Lunatic Hospital.

GENTLEMEN :—At the commencement of the year just closed there were in the hospital 336 patients, of whom 168 were males, and 168 females.

There were admitted during the year, 241 patients, of whom 112 were males, and 129 females.

The whole number under treatment was 577, of whom 296 were males, and 281 females.

Of the patients under treatment, there were discharged

Recovered,	97
Much improved,	20
Improved,	26
Not improved,	23
Died,	35
Total,	201
Remaining under treatment December 1, 1855,	376

Of the patients discharged recovered, 51 were under treatment for a less period than three months; 17 for a period longer than three months, and not exceeding six months; 12 for a period longer than six months, and not exceeding one year; and 17 for more than one year.

Of those discharged much improved, 4 were under treatment less than six months; 4 for a longer time than three months, and not exceeding six months; 3 for a period longer than six

months, and not exceeding one year; and 8 were residents of the hospital more than one year.

Of those discharged improved, 6 were under our care less than three months; 5 more than three months, and less than six months; 3 more than six months, and less than one year; and 11 were inmates of the institution more than one year.

Of those discharged not improved, 7 were with us less than three months; 1 more than three, and less than six months; 5 for a longer time than six months, and less than one year; and 9 were residents in the hospital for more than one year.

Thirty-five deaths have taken place during the year, 18 of which have occurred to males, and 17 to females.

Of these deaths, 7 occurred within one month after commitment; 5 within three months; 7 within six months; and 8 within one year.

Eight had been inmates more than one year, 3 of whom had been with us more than ten years.

Of those admitted, there were 104 whose insanity was of less duration than three months.

Thirty who had been insane more than three, and less than six months; 23 who had suffered more than six months, and less than one year; and 84 who had been insane more than one year.

There were committed by the Courts, 95 males and 98 females. Total, 193.

Committed by Overseers of the Poor, 18 males and 30 females. Total, 48.

Of those admitted, there were foreigners and those having no settlement in the State, 41 males and 47 females. Total, 88.

Of those discharged there were foreigners and those having no settlement in the State, 37 males and 39 females. Total, 76.

Foreigners and those having no settlement in the State remaining December 1, 1856; males, 67; females, 74. Total, 141.

TABLE 1,

Showing the supposed Causes of Insanity of those admitted during the year.

Ill health, of various kinds,	48
Intemperance,	24
Domestic affliction,	21
Irregular habits of life,	15
Faulty education,	11
Masturbation,	10
Jealousy,	10
Hard labor,	9
Religious excitement,	9
Palsy,	7
Puerperal,	5
Turn of life,	5
Epilepsy,	5
Spiritualism,	5
Loss of property,	4
Old age,	4
Change of business,	3
Nymphomania,	3
Disappointment,	3
Confinement in prison,	3
Gestation,	2
Injury of head,	2
Injury of spine,	1
Unascertained,	32
Total,	<u>241</u>

Of the above, there were hereditary cases, 36 ; hereditary and periodical, 25 ; have committed homicide, 2 ; have attempted suicide, 7.

It has always been difficult to ascertain the causes of insanity of the patients sent to us. In many cases the friends fail to give any rational account of the origin and progress of the disease.

Foreigners are generally brought to us by officers who have never seen the patient previous to having the commitment placed in his hands.

Ill health, especially with females, is a prominent cause, and perhaps brings to us more patients than our table shows.

Under the head of domestic affliction, are classed all cases of insanity arising from loss of property, or loss of friends. Also

all from neglect, abuse or desertion ; or whatever disturbs the peace and harmony of the family circle.

It will be sufficiently obvious what cases are placed under the heads, "Irregular habits of life," "and faulty education."

The popular excitements of the day have not brought to us so many patients as is generally believed by the community at large.

No doubt they are a prolific cause of insanity yet in almost all the cases received here, other causes have been sufficiently prominent.

TABLE 2,

Diseases which have proved Fatal during the year.

Epilepsy,	5
Exhaustion from maniacal excitement,	5
Consumption,	4
Palsy,	4
Marasmus,	3
Inanition,	3
Dysentery,	3
Apoplexy,	2
Pneumonia,	2
Chronic Dysentery,	1
Diarrhœa,	1
Old age,	1
Carbuncle,	1
Total,	35

Although the number of deaths have been somewhat larger than the previous year, yet the general health of the house has been good. We have suffered but little from acute disease. Late in the summer there were several cases of dysentery, three of which proved fatal. And in the autumn there were a few slight cases of fever. There have been also several protracted cases of diarrhea. A majority of the deaths occurred to feeble, worn-out patients.

TABLE 3,

Showing the number of Admissions and Discharges, the Whole Number under Treatment, and the Average for each month in the year.

	Whole Number.	Average Number.	ADMISSIONS.		DISCHARGES.	
			Males.	Females.	Males.	Females.
December, 1855,	350	335	8	6	7	9
January, 1856,	349	337	9	6	6	3
February, "	356	343	8	8	5	6
March, "	360	347	6	9	7	4
April, "	374	353	10	15	7	10
May, "	381	359	10	15	9	10
June, "	389	366	14	12	9	12
July, "	392	372	9	14	7	11
August, "	388	366	4	10	15	15
September, "	385	364	11	16	8	8
October, "	392	373	11	12	6	10
November, "	394	377	12	6	11	6
Average for the year,		357	113	129	97	114

TABLE 4,

Showing the Ages of Patients admitted during the year.

Less than 15 years of age,	3
Between 15 and 20,	12
" 20 and 30,	70
" 30 and 40,	63
" 40 and 50,	59
" 50 and 60,	14
" 60 and 70,	13
" 70 and 80,	5
80 years and over,	2
Total,	241

TABLE 5,

Ages of Patients remaining November 30, 1856.

Less than 15 years of age,	3
Between 15 and 20,	13
“ 20 and 30,	64
“ 30 and 40,	110
“ 40 and 50,	105
“ 50 and 60,	50
“ 60 and 70,	22
“ 70 and 80,	5
80 years of age and over,	4
Total,	376

TABLE 6,

Showing the Duration of Insanity before admission of those admitted during the year.

Insane less than 1 year,	157
More than 1 and less than 2 years,	17
“ “ 2 “ “ 5 “	16
“ “ 5 “ “ 10 “	5
“ “ 10 “ “ 15 “	7
“ “ 15 “ “ 20 “	1
“ “ 20 “ “ 25 “	0
“ “ 25 “ “ 30 “	0
“ “ 30 years,	1
Unascertained,	37
Total,	241

TABLE 7,

Showing the Duration of Insanity of those remaining November 30, 1856.

Insane less than 1 year,	34
More than 1 and less than 2 years,	34
“ “ 2 “ “ 5 years,	58
“ “ 5 “ “ 10 “	115
“ “ 10 “ “ 15 “	54
“ “ 15 “ “ 20 “	32
“ “ 20 “ “ 25 “	7
“ “ 25 “ “ 30 “	6
“ “ 30 years,	8
Unascertained,	28
Total,	376

TABLE 8,

Showing Civil Condition of Patients admitted during the year.

Unmarried,	85
Married,	131
Widows,	10
Widowers,	7
Unascertained,	8
Total,	241

Civil condition of those remaining November 30, 1856:—

Unmarried,	216
Married,	120
Widows,	17
Widowers,	17
Unascertained,	6
Total,	376

TABLE 9,

Showing the admissions from each County during the last and previous years.

		1856.	Previously.	Total.
Barnstable,	Males, 1			
"	Females, 1	2	121	123
Berkshire,	Males, 3			
"	Females, 4	7	160	167
Bristol,	Males, 0			
"	Females, 0	0	281	281
Dukes,	Males, 0			
"	Females, 0	0	19	19
Essex,	Males, 19			
"	Females, 14	33	598	331
Franklin,	Males, 3			
"	Females, 3	6	110	116
Hampden,	Males, 15			
"	Females, 13	28	272	300
Hampshire,	Males, 5			
"	Females, 3	8	195	203
Middlesex,	Males, 25			
"	Females, 33	58	596	654
Nantucket,	Males, 0			
"	Females, 0	0	31	31
Norfolk,	Males, 1			
"	Females, 2	3	559	562
Plymouth,	Males, 1			
"	Females, 0	1	226	227
Suffolk,	Males, 7			
"	Females, 9	16	539	555
Worcester,	Males, 36			
"	Females, 43	79	1,239	1,318
Other States,	Males, 0			
"	Females, 0	0	10	10
Totals,		241	4,956	5,197

TABLE 10,

Showing the whole number of Residents during the year, the average number each year, the number at the end of each year, and the expenses of each of the twenty-four years the Hospital has been in operation.

Year.	Whole No. of residents during the year.	Average No. each year.	No. at the end of each year.	Current expenses each year.	Annual expenses per patient.
1833	153	107	114	\$12,272 91	\$114 67
1834	233	117	118	15,840 97	135 38
1835	241	120	119	16,576 44	137 30
1836	245	127	138	21,395 28	168 44
1837	306	163	185	26,027 07	159 64
1838	362	211	218	28,739 40	136 20
1839	397	223	229	29,474 41	132 16
1840	391	229	236	27,844 98	121 59
1841	399	233	232	28,847 62	123 81
1842	430	238	238	29,546 87	111 12
1843	458	244	255	27,914 12	114 40
1844	491	261	263	29,278 75	112 17
1845	656	316	360	43,888 65	138 88
1846	637	359	367	39,870 37	111 06
1847	607	377	394	39,444 47	104 62
1848	655	404	409	42,860 05	106 09
1849	682	420	429	40,870 86	97 31
1850	670	440	441	46,776 13	106 40
1851	704	462	466	52,485 33	112 61
1852	775	515	532	43,878 35	85 20
1853	820	537	520	53,636 66	103 14
1854	819	430	381	53,221 52	123 77
1855	580	349	336	54,895 88	157 29
1856	577	357	376	45,631 37	128 64

TABLE 11,
Showing the Statistics of the Hospital from January 18, 1833, to December, 1856.

	1833.	1834.	1835.	1836.	1837.	1838.	1839.	1840.	1841.	1842.	1843.	1844.	1845.	1846.	1847.	1848.	1849.	1850.	1851.	1852.	1853.	1854.	1855.	1856.
Whole No. admitted,	153	199	113	125	168	177	179	162	163	198	220	386	293	277	240	261	273	241	263	309	288	299	199	241
Whole No. discharged,	39	115	112	106	121	144	168	155	167	191	203	228	196	270	213	246	253	229	238	243	300	438	244	207
Discharged recovered,	25	64	52	58	69	76	80	82	82	88	116	124	122	154	103	136	138	125	111	103	145	122	109	97
Discharged improved,	7	22	23	17	23	24	29	27	36	25	32	40	25	31	23	32	26	15	38	34	36	53	26	46
Discharg'd not improv'd,	2	20	28	22	20	28	27	29	37	66	33	49	25	47	57	48	52	32	50	61	78	229	79	23
Died,	4	8	8	8	9	16	22	15	12	12	22	15	24	38	30	30	37	57	39	45	41	34	29	35
Eloped,	1	1	1	1	1	1	1	1	1	1	1	1	1	1	2	1	1	1	1	1	1	1	1	1
Whole No. in Hospital course of the year,	153	233	241	245	306	362	397	391	399	430	458	491	556	637	607	655	682	670	704	775	820	819	580	577
No. remaining at the end of each year,	114	118	109	138	185	218	229	236	232	238	255	263	360	367	394	409	429	441	466	532	520	381	336	376
Males admitted,	96	68	57	66	94	96	80	75	73	107	111	109	164	138	105	128	134	129	125	148	136	125	86	112
Females admitted,	57	51	62	59	74	81	99	87	90	91	109	127	129	139	135	133	139	112	138	161	152	174	113	129
Males discharged,	19	58	57	56	65	74	66	59	71	96	92	108	100	128	116	120	131	120	111	126	133	198	98	97
Females discharged,	15	48	46	41	47	54	80	81	84	83	89	105	96	142	97	126	122	109	127	117	167	240	119	114
Males died,	3	5	4	6	6	10	14	9	7	3	8	9	15	20	18	15	19	29	13	20	20	15	13	18
Females died,	1	3	4	2	3	6	8	6	5	9	14	6	9	18	12	15	18	28	26	25	21	19	14	17
Sent in by Courts,	109	55	90	119	129	123	123	106	110	157	152	158	167	143	135	166	206	194	184	259	241	220	160	193
Sent in by friends and overseers,	44	64	23	8	39	54	56	56	53	41	68	78	126	134	105	95	67	47	79	50	47	57	36	48
Sent in by Governor's warrant,	13	33	27	32	37	45	32	28	37	44	53	56	64	72	48	67	70	60	56	55	65	12	3	46
Males recovered,	12	31	25	26	32	31	48	54	45	44	63	68	58	82	55	69	68	65	55	48	80	77	59	51
Females recovered,	107	117	120	127	103	211	223	229	233	238	244	261	316	359	377	404	420	440	462	515	520	430	349	357

TABLE 12,
Per Cent.

	1833.	1834.	1835.	1836.	1837.	1838.	1839.	1840.	1841.	1842.	1843.	1844.	1845.	1846.	1847.	1848.	1849.	1850.	1851.	1852.	1853.	1854.	1855.	1856.
Per cent. of recovery of recent cases, . . .	-	82	82	84	89	86	90	91	91	91	88	93	89½	79	72	86	84	87	82	77	83	80	92	78
Per cent. of recovery of all discharged, . . .	-	54	46	53	57	52	47	53	49	46	59	54	62½	57	49	55	54	54	46	42	46	52	45	48
Per cent. of recovery of old cases, . . .	-	20	18	19	25	15	17	22	21	16	29	24	31½	28	17	19	24	21	18	18	24	29	17	15
Per cent. of admissions of the most prominent causes each year:—																								
Ill health, . . .	8	18	21	22	21	28	27	25	23	18	16	15	13	11	17	18	18	7	9	9	7	8	10	19
Religious, . . .	9	6	7	7	6	9	5	4	4	9	13	9	7	10	6	1	2	4	2	3	4	3	4	3
The affections, . . .	14	12	17	16	16	15	25	17	13	15	9	10	14	1	12	11	10	8	11	6	2	8	5	2
Property, . . .	7	11	9	6	6	10	6	5	4	5	7	3	9	5	3	2	4	3	3	3	2	2	1	1
Intemperance, . . .	25	24	23	15	10	16	8	12	12	8	6	8	10	10	7	5	4	3	3	2	2	4	2	9
Masturbation, . . .	5	6	7	16	21	6	8	7	6	4	3	2	6	3	2	2	4	3	4	2	4	4	3	3
Per cent. of deaths of all in the Hospital each year, . . .	2.61	3.43	3.31	3.26	2.94	4.42	5.53	3.83	3.	2.79	4.8	3.05	4.31	5.96	4.94	4.58	5.42	8.5	5.53	5.81	5.	5.58	4.6	.6
Per cent. of deaths of average number of residents each year, . . .	3.7	6.8	6.66	6.3	5.5	7.58	9.86	6.55	5.15	5.	9.	5.74	7.59	10.55	7.95	7.92	9.	12.95	8.	8.73	7.88	7.9	7.7	.98

TABULAR VIEW
Of the Condition of the Patients in the State Lunatic Hospital from December 1, 1855, to November 30, 1856, inclusive.

No.	Time of Admiss'n.	Age when admitted.	Sex.	Civil Condition.	Supposed Cause.	Duration before admission.	By whom committed.	Time spent in the Hospital.	Discharged or Remaining.	In what state.	Suicidal. Hereditary.	Non-fatal. Periodical.
	1833											
2	Jan. 22	55	Male	Widower	Religious, . . .	17 years	The Court	23 yrs	Remains	Stationary	Hereditary.	Homicide.
	1834											
209	Apr. 30	29	do	Single	Unknown, . . .	6 do	do	23 yrs 7 mths	do	do	do	do
	1836											
431	May 3	29	Female	do	Ill health, . . .	5 do	do	20 yrs 6 mths	do	do	do	do
	1837											
582	May 26	37	do	do	Love affair, . . .	6 months	Friends	19 yrs 7 mths	do	do	do	do
	1838											
876	Dec. 28	24	Male	do	Unknown, . . .	3 do	The Court	18 yrs	do	do	do	do
	1839											
895	Mar. 1	30	Female	do	Ill health, . . .	2 do	The Overseers	17 yrs 9 mths	do	do	do	do
910	Apr. 17	54	do	Widow	Family trouble, . . .	2 months	The Court	17 yrs 8 mths	do	do	do	do
973	Aug. 5	33	Male	Single	Masturbation, . . .	9 years	do	17 yrs 3 mths	do	do	do	do
	1840											
1078	Mar. 28	29	do	do	Love affair, . . .	4 months	do	16 yrs 8 mths	do	do	Pauper.	Indian.
1092	Apr. 21	26	Female	do	Ill health, . . .	6 years	do	16 yrs 7 mths	do	do	do	do
1144	Aug. 12	50	do	do	do do do . . .	8 do	do	16 yrs 4 mths	do	do	Hereditary.	Periodical.
1156	Sept. 4	40	Male	Married	Unknown, . . .	2 do	do	16 yrs 3 mths	do	Improved	Pauper from England.	do
	1841											
1228	Mar. 3	32	do	Single	do do do . . .	3 do	do	15 yrs 9 mths	do	Stationary	Hereditary.	do
1252	Apr. 29	31	Female	Married	Ill health, . . .	2 months	The Friends	15 yrs 8 mths	do	Improved	do	do
1319	Sept. 15	23	do	Single	Unknown, . . .	1 year	The Court	15 yrs 3 mths	do	Stationary	do	do
	1842											
1397	Jan. 24	29	Male	do	Masturbation, . . .	6 do	do	14 yrs 11 mths	do	do	Hereditary.	do
1409	Feb. 28	30	do	do	Unknown, . . .	2 do	do	14 yrs 10 mths	do	do	do	do
1423	Mar. 30	67	do	do	do do do . . .	30 do	do	14 yrs 9 mths	do	do	do	do
1480	July 14	35	do	Married	do do do . . .	3 months	do	14 yrs 4 mths	do	do	Pauper from Ireland.	do
1481	do 15	36	do	Single	do do do . . .	13 years	do	14 yrs 4 mths	do	do	do	do
1681	Oct. 11	40	do	do	do do do . . .	13 do	do	14 yrs 2 mths	do	do	Hereditary.	do
1665	Dec. 7	22	do	do	Masturbation, . . .	3 months	do	14 yrs	do	Improved	Pauper from Ireland.	do

1843	1683	Jan. 15	28	Male	Single	Masturbation,	6 years	The Court	13 yrs 11 mths	Remains	Stationary	Pauper from Ireland.
	1657	May 18	50	Female	do	Unknown,	1 do	do	13 yrs 7 mths	do	do	
	1696	July 15	35	do	Married	Ill health,	2 do	do	13 yrs 5 mths	do	do	
	1772	Nov. 16	29	Male	Single	Masturbation,	7 do	do	13 yrs 1 mth	do	do	
	1844											
	1846	Apr. 7	44	do	Married	Religious,	1 do	do	12 yrs 8 mths	do	Improved	Pauper from New York.
	1873	May 8	27	do	Single	Hard Study,	2 do	do	12 yrs 7 mths	do	Stationary	Periodical.
	1935	Aug. 5	26	Female	do	Unknown,	10 days	do	12 yrs 4 mths	do	do	
	1955	do 27	38	do	Married	do	6 years	do	12 yrs 4 mths	do	do	
	1981	Oct. 21	36	do	do	do	5 do	do	12 yrs 2 mths	do	do	
	1985	do 12	46	do	do	do	2 do	do	12 yrs 2 mths	do	do	
	2014	Dec. 31	31	Male	Single	do	2 do	The Overseers	12 yrs	do	do	
	2031	do 17	30	do	do	Masturbation,	10 do	The Court	12 yrs	do	do	
	2038	do 26	40	do	do	Unknown,	3 do	do	11 yrs 11 mths	Died	Dysentery	
	1845											
	2047	Jan. 8	21	do	do	Masturbation,	6 do	do	10 yrs 11 mths	Remains	Stationary	
	2048	do 9	29	do	do	do	6 do	The Friends	11 yrs 11 mths	do	do	
	2053	do 20	45	do	Married	Intemperance,	6 weeks	The Court	11 yrs 11 mths	do	do	
	2083	Mar. 8	34	do	Single	Hard study,	1 year	do	11 yrs 9 mths	do	do	
	2197	July 22	21	do	do	Masturbation,	2 do	The Friends	10 yrs 5 mths	do	do	
	2220	Aug. 29	28	do	do	do	5 weeks	do	10 yrs 4 mths	do	do	
	2229	Sept. 8	27	Female	do	Unknown,	3 years	The Court	10 yrs 3 mths	do	do	
	2248	Oct. 1	25	do	do	Unknown,	3 do	do	10 yrs 2 mths	do	do	Periodical.
	2287	Nov. 3	30	Male	do	Masturbation,	5 do	The Friends	10 yrs	do	do	do
	2310	Dec 5	23	do	do	Ill health,	2 do	do	11 yrs	do	do	do
	1846											
	2340	Jan. 23	24	do	do	Unknown,	6 months	The Court	10 yrs 11 mths	Discharged	Improved	Periodical.
	2374	Mar. 31	37	do	Widower	Stimulants,	7 do	do	10 yrs 9 mths	Remains	Stationary	do
	2412	Apr. 18	26	do	Single	Disappointment,	1 week	The Friends	10 yrs 8 mths	do	do	do
	2416	May 11	43	do	Married	do	Unknown	do	10 yrs 7 mths	do	do	do
	2444	June 10	26	Female	Single	do	2 months	The Court	10 yrs 6 mths	do	do	Pauper from Ireland.
	2514	Oct. 5	29	Male	Married	Jealousy,	4 do	do	10 yrs 2 mths	do	do	do
	2570	Nov. 5	19	do	Single	Masturbation,	2 years	do	10 yrs 2 mths	Died	Convulsions	do
	1847											
	2647	Apr. 16	41	Female	Married	Unknown,	2 months	The Friends	9 yrs 7 mths	Remains	Stationary	Hereditary.
	2687	June 8	35	Male	Single	do	9 do	The Court	9 yrs 6 mths	do	do	Periodical.
	2747	Sept. 2	40	Female	do	Opium Eating,	10 years	The Friends	9 yrs 3 mths	do	Recovered	
	2791	Oct. 18	19	Male	do	Paralysis,	18 do	The Court	9 yrs 1 mth	Died	Epilepsy	
	2802	do 29	27	Female	do	Unknown,	6 months	do	9 yrs 1 mth	Remains	Stationary	Pauper from Ireland.

TABULAR VIEW—(Continued.)

No.	Time of Admiss'n.	Age when admitted.	Sex.	Civil condition.	Supposed Cause.	Duration before admission.	By whom committed.	Time spent in the Hospital.	Discharged or Remaining.	In what state.	Hereditary.	Homicidal.	Periodical.
2832	1847 Dec. 9	22	Male	Single	Masturbation,	4 years	The Court	8 yrs 11 mths	Stationary	Stationary	Hereditary.	Homicidal.	Periodical.
2839	do 21	43	do	do	Intemperance,	14 months	Sup. J. Court	8 yrs 11 mths	Improved	Improved	Hereditary.	Hereditary.	do
2860	Jan. 8	37	Female	do	Hard study,	1 year	The Friends	8 yrs 10 mths	do	do	do	do	do
2875	Feb. 2	51	do	do	Disappointed affection,	31 years	do	8 yrs 10 mths	do	Stationary	do	do	do
2890	do 17	45	do	do	Property,	6 months	do	8 yrs 10 mths	do	do	do	do	do
2945	Jan. 1	28	do	do	Unknown,	10 days	The Court	8 yrs 6 mths	do	do	do	do	do
2981	July 11	24	do	do	Ill health,	5 years	The Friends	8 yrs 4 mths	do	do	do	do	do
3040	Sept. 18	30	Male	do	Unknown,	3 months	The Court	8 yrs 2 mths	do	Improved	do	do	do
3065	Oct. 25	30	Female	do	do	28 years	The Friends	8 yrs 1 mth	do	Stationary	do	do	do
3076	Nov. 14	64	Male	Married	Ill health,	2 years	do	8 yrs	do	do	Hereditary.	do	do
3085	Dec. 1	37	Female	do	do	12 do	The Court	8 yrs	do	do	do	do	do
	1849												
3114	Jan. 23	30	do	Single	Unknown,	2 do	do	7 yrs 10 mths	do	do	Pauper from Ireland.	Periodical.	do
3120	Feb. 9	30	Male	do	Epilepsy,	8 do	The Friends	7 yrs 10 mths	do	do	do	do	do
3125	do 13	57	Female	Widow	Domestic affliction,	6 do	The Court	7 yrs 10 mths	do	do	do	do	do
3145	Mar. 13	45	Male	Single	Unknown,	15 do	The Friends	7 yrs 8 mths	do	do	Hereditary.	do	do
3175	Apr. 9	32	do	do	do	1 year	The Court	7 yrs	Discharged	Improved	do	do	do
3191	May 12	28	do	do	do	4 months	do	7 yrs	Remains	Stationary	do	do	do
3192	do 14	20	Female	do	do	3 do	do	7 yrs 6 mths	do	do	Pauper from Ireland.	Periodical.	do
3228	June 25	31	do	do	Hard labor,	3 years	do	7 yrs 5 mths	do	do	do	do	do
3242	July 9	30	Male	do	Sun struck,	1 year	do	7 yrs 6 mths	do	do	Pauper from Ireland.	do	do
	3247	do 16	do	do	Unknown,	Unknown	do	7 yrs 4 mths	do	do	do	do	do
3260	do 24	35	Female	Unknwn	do	do	do	7 yrs 4 mths	do	do	do	do	Periodical.
3290	Aug. 31	60	Male	Married	do	2 years	Overseers	7 yrs 6 mths	do	do	do	do	do
3304	Sept. 2	23	Female	Single	Ill health,	3 months	The Court	7 yrs 3 mths	do	do	do	do	do
3315	Oct. 3	23	do	do	Epilepsy,	9 years	do	7 yrs 2 mths	do	do	do	do	do
3334	Nov. 6	21	Female	do	Unknown,	Unknown	The Friends	7 yrs 1 mth	do	do	do	do	do
3357	do 27	41	Female	do	Love affair,	8 years	The Court	7 yrs	do	do	do	do	do
3365	Dec. 11	55	Female	do	Unknown,	10 years	do	6 yrs 11 mths	do	do	do	do	do
3369	do 14	45	Male	Married	do	8 months	do	6 yrs 11 mths	do	do	do	do	do

Year	Date	Age	Sex	Marital	Disappointed affection	6 months	Probate Court	6 yrs	11 mths	Remains Discharged	Stationary	Hereditary	Periodical
1850	3380 Jan. 3	23	Male	Single	Unknown	Unknown	do	6 yrs	6 mths	do	Improved Stationary	Hereditary	Periodical
	3395 do 30	35	do	do	Fright	6 years	do	6 yrs	8 mths	do	Improved Stationary		
	3420 Mar. 2	27	do	do	Unknown	5 do	do	6 yrs	8 mths	do	Improved Stationary		
	3427 Apr. 2	35	do	Married	do	15 do	do	6 yrs	8 mths	do	do		
	3430 do 5	65	do	do	do	18 months	do	6 yrs	5 mths	do	do		
	3488 June 28	33	do	Single	Epilepsy	15 do	do	6 yrs	4 mths	do	do		
	3510 July 22	35	do	do	San struck	2 years	do	6 yrs	3 mths	do	do	Pauper from Ireland	
	3529 Aug. 17	24	do	do	Unknown	10 do	Municipal Court	6 yrs	2 mths	do	do	do	
	3554 Sept. 14	50	do	Married	do	10 do	do	6 yrs	2 mths	do	do	do	
	3555 do 14	22	do	Single	do	Unknown	Probate Court	6 yrs	do	do	do	do	
	3595 Nov. 21	30	do	Unkn'wn	do	2 years	The Overseers	6 yrs	do	do	do	do	
	3605 Dec. 11	35	do	Single	Followed fever	20 do	The Friends	5 yrs	10 mths	do	do	do	
	3613 do 28	23	Female	do	do	do	do	5 yrs	do	Discharged	Recovered		
	3616 Dec. 31	43	do	do	Over doing	4 months	do	5 yrs	do	do	do		
	3623 Jan. 6	45	do	Married	Unknown	6 years	The Overseers	5 yrs	10 mths	Remains	Improved Stationary	Hereditary	Periodical
	3704 Apr. 30	22	Male	Single	Ill health	6 months	Probate Court	4 yrs	6 mths	Discharged	do		
	3737 June 9	60	do	Married	Unknown	6 weeks	do	5 yrs	5 mths	Remains	do		
	3748 do 21	58	Female	Widow	Ill health	3 years	do	5 yrs	5 mths	do	Recovered		
	3756 do 30	40	Male	Single	Unknown	Unknown	do	5 yrs	5 mths	do	Improved		
	3761 July 3	21	do	do	Masturbation	8 years	The Friends	5 yrs	4 mths	do	do		
	3781 do 28	31	do	do	Unknown	1 week	Probate Court	5 yrs	4 mths	do	do		
	3795 Aug. 19	44	Female	do	do	5 years	The Friends	5 yrs	3 mths	do	Stationary	Hereditary	
	3798 do 25	30	Male	Unkn'wn	do	20 days	Probate Court	5 yrs	3 mths	do	do		
	3815 Sept. 12	24	Female	Single	Nymphomania	2 weeks	do	5 yrs	2 mths	do	do		
	3825 Oct. 9	22	do	do	Unknown	3 years	do	5 yrs	2 mths	do	Improved Stationary		
	3833 do 18	67	Male	Widower	Religious	8 weeks	The Overseers	5 yrs	1 mth	do	do		
	3837 do 24	22	Female	Single	Unknown	3 do	Probate Court	5 yrs	1 mth	do	do		
	3857 Nov. 25	40	Male	do	do	6 months	do	5 yrs	6 mths	do	do		
	3876 Dec. 15	59	do	do	do	6 weeks	do	5 yrs	do	do	do		
	3877 do 16	49	do	Married	do	2 do	do	4 yrs	11 mths	do	do	Homicidal	
1852	3891 Jan. 2	43	Male	Single	do	do	do	4 yrs	11 mths	do	do		
	3892 do 3	54	Female	Married	do	14 years	The Friends	4 yrs	11 mths	do	do		
	3902 do 21	22	Male	Single	do	3 do	Sup. J. Court	4 yrs	11 mths	do	Improved	Hereditary	do
	3920 Feb. 12	22	Female	do	do	2 months	Probate Court	4 yrs	9 mths	do	do		Periodical
	3925 do 19	28	Male	Widower	Loss of wife	2 do	do	4 yrs	9 mths	do	Stationary	do	do
	3935 Mar. 3	74	Female	Widow	Took cold	2 do	The Overseers	4 yrs	9 mths	do	do		

TABULAR VIEW—(Continued.)

No.	Time of Admiss'n.	Age when admitted.	Sex.	Civil condition.	Supposed Cause.	Duration before admission.	By whom committed.	Time spent in the Hospital.	Discharged or Remaining.	In what state.	Suicidal. Hereditary.	Homicidal. Homicidal.
	1852											
3986	Mar. 5	37	Female	Married	Puerperal, . . .	2 years	Probate Court	4 yrs 8 mths	Remains	Improved Stationary		
3941	do 14	32	do	do	Domestic trouble,	15 do	do	4 yrs 8 mths	do	do		
3944	do 15	22	Male	Single	Unknown,	6 weeks	Municipal Court	6 yrs 8 mths	do	do		
3957	do 17	30	do	do	Disappointed affection,	8 months	Probate Court	4 yrs 7 mths	do	do		
3961	do 30	25	do	do	Unknown,	1 year	do	4 yrs 7 mths	do	do		
3962	May 1	23	do	do	do	3 weeks	do	4 yrs 6 mths	do	Improved Stationary		
4003	June 7	47	do	Married	Epilepsy,	12 years	do	4 yrs 5 mths	do	do		
4013	do 14	33	Female	Single	Millerism,	2 do	do	4 yrs 5 mths	do	do		
4020	do 18	26	do	Married	Unknown,	1 year	do	4 yrs 5 mths	do	Improved		
4075	Aug. 9	38	Male	do	do	2 weeks	Municipal Court	4 yrs 3 mths	do	do		
4107	Sept. 16	59	Female	do	Turn of Life,	1 month	Probate Court	3 yrs 6 mths	Discharged	Stationary		
4116	do 25	60	Male	Single	Unknown,	1 month	The Overseers	4 yrs 7 mths	Remains	Improved		
4125	Oct. 5	30	Female	Widow	do	Unknown	Probate Court	3 yrs 1 mth	do	do		
4145	Nov. 5	43	Male	Single	do	do	do	4 yrs	Died	Exhaustion		
4161	do 20	40	do	do	do	do	Municipal Court	4 yrs	Discharged	Improved		
4165	do 20	43	do	do	do	do	do	4 yrs	do	do		
4169	do 26	42	Female	Unkn'wn	do	8 years	Probate Court	4 yrs 3 mths	do	Stationary		
4172	Dec. 4	25	do	Single	Epilepsy,	8 years	do	3 yrs 6 mths	do	Improved		
4187	do 23	77	do	Married	Unknown,	6 months	The Overseers	3 yrs 11 mths	Remains	Stationary		
	1853											
4214	Feb. 1	34	Male	Single	Epilepsy,	years	Probate Court	3 yrs 10 mths	do	do		Periodical.
4215	do 2	26	do	do	Love affair,	months	do	3 yrs 10 mths	do	do		
4261	Mar. 28	35	Female	do	Unknown,	2 years	The Overseers	3 yrs 9 mths	do	do		
4295	Apr. 23	45	do	do	do	Unknown	Probate Court	3 yrs 7 mths	do	do		
4328	June 3	23	Male	Single	Masturbation,	3 years	do	3 yrs 5 mths	do	Not improved		
4349	do 23	38	Female	Married	Unknown,	2 months	do	3 yrs 5 mths	do	Stationary		
4353	do 27	43	do	do	Loss of property,	1 month	do	3 yrs 5 mths	do	Not improved		
4388	Aug. 26	56	Male	Widow	Fright,	10 years	The Overseers	3 yrs 3 mths	do	Recovered		
4394	Sept. 1	15	Female	Single	Unknown,	3 months	Probate Court	3 yrs 3 mths	do	Stationary		
4395	do 2	39	do	Married	do	Unknown	The Overseers	3 yrs 3 mths	do	do		
4401	do 9	46	Male	do	Injury on head,	1 week	The Overseers	3 yrs 3 mths	do	do		do
4405	do 16	19	do	Single	Followed fever,	8 months	Probate Court	3 yrs 2 mths	do	do		
4409	do 20	32	Female	Married	Unknown,	10 do	do	3 yrs 2 mths	do	do		

1853		Date	Age	Sex	Marital	Cause	Duration	Court	Status	Remarks	Hereditary	
Month	Day											
4411	Sept.	22	17	Female	Single	Unknown,	.	3 weeks	Probate Court	3 yrs	2 mths	Stationary
4412	do	23	46	Male	Married	Epilepsy,	.	1 year	The Overseers	3 yrs	2 mths	do
4414	do	28	33	Female	do	Unknown,	.	4 years	do	3 yrs	2 mths	do
4427	Oct.	11	28	Female	Widow	Ill health,	.	3 years	Probate Court	3 yrs	2 mths	do
4431	do	19	30	do	Married	Over exertion,	.	Unknown	do	1 yr	2 mths	do
4436	do	31	46	Male	Unkn'wn	Unknown,	.	2 weeks	do	3 yrs	1 mth	Consumption
4437	Nov.	1	45	do	Married	Intemperance,	.	15 years	do	3 yrs	1 mth	Stationary
4440	do	4	15	do	Single	Idiocy,	.	5 months	Municipal Court	3 yrs	1 mth	do
4447	do	21	26	Female	Married	Unknown,	.	1 month	Probate Court	3 yrs	1 mth	Recovered
4470	Dec.	10	24	do	Single	do	.	1 year	do	3 yrs	1 mth	Improved
4476	do	15	40	Male	Unkn'wn	do	.	1 month	do	3 yrs	1 mth	do
4478	do	26	40	Female	Single	do	.	1 month	do	3 yrs	1 mth	do
1854												
4482	Jan.	3	42	do	Unkn'wn	do	.	12 years	Sup. J. Court	2 yrs	11 mths	Stationary
4484	do	4	27	do	Single	do	.	2 weeks	Probate Court	2 yrs	11 mths	do
4493	do	13	63	Male	Widow	do	.	20 years	The Overseers	2 yrs	11 mths	Improved
4495	do	14	50	Female	Married	Religious,	.	1 month	Municipal Court	1 yr	9 mths	Pneumonia
4497	do	16	59	Male	do	Intemperance,	.	3 years.	Probate Court	2 yrs	10 mths	Stationary
4500	do	18	45	do	do	Unknown,	.	2 days	The Overseers	2 yrs	10 mths	Improved
4501	do	21	35	Female	do	do	.	5 months	Probate Court	1 yr	10 mths	Dysentery
4504	do	24	26	Male	Single	do	.	18 do	do	2 yrs	10 mths	Stationary
4520	Feb.	20	39	Female	do	do	.	1 year	do	2 yrs	10 mths	Improved
4532	Mar.	15	40	Male	do	do	.	16 years	The Overseers	1 yr	9 mths	do
4548	do	22	40	do	do	do	.	2 months	Municipal Court	2 yrs	9 mths	Recovered
4561	April	7	28	Female	do	do	.	5 days	do	2 yrs	9 mths	do
4566	do	13	42	do	do	Love affair and religion,	.	21 years	Probate Court	2 yrs	7 mths	Not improved
4568	do	14	40	do	Unkn'wn	Unknown	.	Unknown	do	2 yrs	7 mths	do
4570	do	20	38	do	Single	do	.	do	Municipal Court	2 yrs	7 mths	do
4573	do	24	33	do	do	do	.	years	Probate Court	2 yrs	7 mths	Improved
4574	do	24	25	do	Unkn'wn	do	.	do	do	2 yrs	7 mths	Not improved
4578	do	27	30	do	Single	do	.	do	do	2 yrs	7 mths	Improved
4582	do	28	36	do	do	do	.	years	Gov. Warrant	2 yrs	7 mths	Stationary
4584	do	28	36	do	do	do	.	do	do	2 yrs	7 mths	do
4586	do	28	53	do	do	do	.	do	do	2 yrs	7 mths	do
4593	May	8	24	do	do	do	.	1 year	Probate Court	2 yrs	6 mths	Not improved
4594	do	8	25	do	Married	Ill health,	.	6 years	do	2 yrs	6 mths	do
4595	do	8	24	do	Single	Lactation,	.	Unknown	do	2 yrs	6 mths	Improved
4601	do	19	60	do	do	Unknown,	.	10 years	do	2 yrs	6 mths	Not improved
4607	do	26	16	Male	Single	Epilepsy,	.	1 year	do	2 yrs	6 mths	Stationary

TABULAR VIEW—(Continued.)

No.	Time of Admiss n.	Age when admitt- ed.	Sex.	Civil condition.	Supposed Cause.	Duration before admission.	By whom committed.	Time spent in the Hospital.	Discharged or Remaining.	In what state.	Suicidal. Hereditary.	Homicidal. Periodical.
	1854											
4613	June 4	35	Female	Single	Epilepsy,	2 years	The Overseers	2 yrs	Remains	Stationary		
4621	do 9	40	do	do	Disappointment,	2 months	Probate Court	2 yrs	do	Improved		
4622	do 10	43	Male	do	Intemperance,	years	C. C. Pleas	2 yrs	do	Stationary		
4624	do 10	30	do	do	Masturbation,	3 do	do	2 yrs	do	do		
4629	do 15	40	Female	Married	Unknown,	2 do	Probate Court	2 yrs	do	Improved		
4635	do 21	40	do	Single	do	3 do	do	2 yrs	do	do		
4637	do 22	34	Male	do	Masturbation,	1 year	do	2 yrs	do	Stationary		
4640	do 23	36	do	Married	Unknown,	6 months	The Overseers	2 yrs	do	do		
4644	do 27	23	do	Single	do	2 do	C. C. Pleas	2 yrs	do	do		
4655	July 3	66	do	Widow	Loss of wife,	years	Probate Court	2 yrs	do	Improved		
4651	do 3	54	do	Married	Unknown,	Unknown	The Overseers	2 yrs	do	Not improved		
4666	do 27	38	Female	do	do	Unknown	Probate Court	2 yrs	Discharged	Recovered		
4672	Aug. 9	18	Male	Single	Epilepsy,	7 years	do	2 yrs	Died	Marasmus		
4679	do 19	20	do	do	Masturbation,	6 weeks	do	2 yrs	Remains	Not improved		
4680	do 22	28	do	do	Unknown,	Unknown	do	2 yrs	Discharged	Stationary		
4681	do 25	30	do	do	Love affair,	2 years	The Overseers	2 yrs	Remains	Not improved		
4682	do 28	30	Female	Married	Unknown,	Unknown	Municipal Court	2 yrs	do	do		
4684	do 31	45	Male	Widower	do	11 years	Probate Court	2 yrs	do	do		
4688	Sept. 2	65	do	Unkn'wn	do	do	The Overseers	1 yr	Discharged	do		
4700	do 12	45	Female	Single	do	3 do	Municipal Court	2 yrs	Remains	do		
4703	do 13	28	do	do	do	6 do	Probate Court	2 yrs	do	do		
4704	do 13	27	do	do	do	9 do	do	2 yrs	do	do		
4705	do 13	25	do	do	do	do	do	2 yrs	do	do		
4706	do 13	42	Male	Married	do	Unknown	do	2 yrs	do	do		
4707	do 13	40	do	do	do	years	do	1 yr	Discharged	Improved		
4710	do 28	27	Female	Single	do	3 days	The Overseers	2 yrs	Remains	do		
4721	Oct. 11	43	Male	do	do	3 years	do	2 yrs	do	do		
4727	do 23	34	Female	do	do	9 years	Probate Court	2 yrs	do	do		
4728	do 24	22	Male	do	Fits and ill health,	Unknown	do	2 yrs	Died	Marasmus		Periodical.
4730	do 25	36	do	do	Unknown,	years	do	2 yrs	Remains	do		
4733	do 25	24	do	do	do	5 years	The Overseers	2 yrs	do	do		
4741	Nov. 16	23	do	do	do	7 do	C. C. Pleas	2 yrs	do	do		
4742	do 18	30	do	do	do	do	do	2 yrs	do	do		

TABULAR VIEW—(Continued.)

No.	Time of Admiss'n.	Age when admitted.	Sex.	Civil Condition.	Supposed Cause.	Duration before admission.	By whom committed.	Time spent in the Hospital.	Discharged or Remaining.	In what state.	Suicidal. Hereditary.	Homicidal. Periodical.
4858	1855 June 11	36	Female	Married	Unknown,	Unknown	Probate Court	1 yr	Remains			
4859	do 11	45	do	Single	do	2 months	do	6 mths	do			
4861	do 15	36	do	do	do	6 years	do	6 mths	do			
4862	do 18	45	do	Married	do	3 do	The Overseers	1 yr	Discharged	Recovered		
4863	do 19	45	do	Single	do	3 do	do	6 mths	do			
4865	do 23	26	Male	Married	do	Unknown	Probate Court	1 yr	Remains			
4867	do 26	37	Female	do	do	do	do	14 mths	Discharged	do		
4868	July 3	70	do	Widow	do	5 years	do	8 mths	Died	Dis. of heart		
4870	do 5	28	Male	Married	Ill health,	do	do	5 mths	Discharged	Stationary	Hereditary.	Periodical.
4873	do 7	30	Female	do	Unknown,	1 month	do	5 mths	Remains			
4875	do 10	16	do	Single	do	6 months	do	5 mths	do			
4877	do 20	50	Male	do	do	Unknown	C. C. Pleas	16 mths	Discharged	Stationary		
4878	do 23	62	Female	Widow	do	3 weeks	Probate Court	16 mths	do	Improved		
4882	do 27	28	do	Single	Ill health,	6 years	do	5 mths	Remains			
4884	do 27	42	Male	do	Unknown,	7 years	The Overseers	5 mths	Discharged	Recovered		
4885	do 28	40	do	Married	do	7 weeks	Probate Court	8 mths	do	Stationary		
4887	do 30	24	Female	do	Spiritualism,	do	do	4 mths	Remains			
4888	Aug. 4	34	Male	Single	Unknown,	Unknown	do	8 mths	Discharged	Recovered		
4892	do 13	48	Female	Married	do	12 years	do	8 mths	do	Stationary		
4893	do 15	61	do	do	Ill health,	6 months	do	4 mths	do	Recovered		
4894	do 16	30	do	do	Domestic trouble,	Unknown	do	14 mths	Remains			
4896	do 17	63	do	do	do	4 months	Probate Court	15 mths	do			
4898	do 23	30	do	Single	Unknown,	2 do	The Overseers	6 mths	Died	Marasmus		
4900	do 24	28	do	do	do	3 do	Probate Court	10 mths	Discharged	Recovered		
4901	do 25	43	do	Married	Turn of life,	1 year	The Overseers	10 mths	do	Improved		
4902	do 27	46	do	Single	Millerism,	Unknown	Probate Court	15 mths	Remains			
4904	Sept. 3	40	do	do	Ill health,	1 year	do	1 yr	Discharged	Recovered		
4907	do 4	37	do	do	Loss of husband,	2 weeks	do	15 mths	Remains			
4909	do 5	22	Male	Married	Unknown,	Unknown	do	14 mths	do			
4910	do 5	18	Female	Single	do	2 years	do	7 mths	Discharged	do		
4911	do 6	42	do	Married	do	6 weeks	do	2 mths	do	do		
4912	do 6	59	Male	Single	do	2 years	do	2 mths	Died	Marasmus		
4913	do 7	60	do	do	do	4 do	do	3 yrs	do	Falsy		

4914	Sept.	7	19	Male	Single	Unknown,	do	1 week	Probate Court	2½ mths	Discharged	Recovered	
4916	do	12	32	do	do	do	do	do	do	14 mths	Remains	Recovered	
1917	do	14	41	Female	Married	do	do	2 weeks	The Overseers	3½ mths	Died	Carbuncle	
4918	do	15	40	do	do	Ill health,	do	do	Probate Court	14 mths	Discharged	Improved	
4920	do	17	40	Male	Unkn'wn	Unknown,	do	Unknown	do	14 mths	Remains	Recovered	Hereditary.
4922	do	28	45	do	Married	do	do	1 week	do	8 mths	Discharged	do	Periodical.
4923	do	28	32	Female	do	do	do	1 year	The Overseers	7½ mths	do	Recovered	
4925	Oct.	4	39	do	do	Puerperal,	do	2 years	Probate Court	3 mths	do	do	
4926	do	10	32	do	do	Unknown,	do	4 days	The Overseers	2 mths	do	do	
4927	do	12	45	do	Widow	do	do	Unknown	Probate Court	13 mths	Remains	do	
4928	do	13	28	Male	Unkn'wn	do	do	do	do	13 mths	do	do	
4929	do	13	30	Female	Married	do	do	do	do	13 mths	do	do	
4930	do	13	26	do	do	Wound on head,	do	5 months	The Overseers	10 mths	Discharged	Recovered	
4932	do	22	24	do	do	Unknown,	do	5 years	do	65 dys	do	do	
4933	do	22	54	Male	do	Ill health,	do	11 do	do	4 mths	do	do	
4934	do	24	56	Female	Single	Fall,	do	Unknown	Probate Court	1 yr	do	Improved	
4935	do	25	20	do	do	Unknown,	do	do	do	13 mths	do	do	
4936	do	25	50	do	Married	Opium eating,	do	5 years	do	13 mths	do	do	
4937	do	29	20	Male	Single	Unknown,	do	3 do	do	9 mths	do	Dysentery	
4938	do	30	24	do	do	Love disappointment,	do	3 weeks	do	8 mths	Discharged	Recovered	
4939	Nov.	2	25	do	do	Spiritualism,	do	2 do	The Overseers	9 mths	do	Stationary	
4940	do	3	61	do	Married	Unknown,	do	5 years	Probate Court	2½ mths	do	Recovered	
4941	do	6	72	Female	do	do	do	40 do	The Overseers	7 mths	do	do	
4942	do	15	46	Male	Single	do	do	1 month	Justice of Quo.	9 mths	do	Stationary	
4943	do	16	20	Female	do	do	do	2 months	do	6 mths	do	Approved	
4944	do	16	24	do	do	do	do	3 do	do	9 mths	do	do	
4945	do	16	56	do	Widow	do	do	3 do	The Overseers	1 yr	Remains	Epilepsy	Pauper from R.I. Color'd.
4946	do	20	40	do	Married	do	do	3 years	Probate Court	1 yr	Remains	Recovered	Pauper from Ireland.
4947	do	21	24	Male	Single	do	do	4 months	do	1 mth	do	do	do do
4948	do	21	28	do	do	do	do	1 year	do	1 yr	Remains	do	
4949	do	21	19	do	do	do	do	4 years	do	1 yr	do	Palsy	
4950	do	21	60	Female	do	do	do	20 do	do	15 mth	Died	do	
4951	do	23	30	do	do	do	do	do	do	1 yr	Remains	Stationary	
4952	do	26	36	do	do	do	do	6 months	The Overseers	14 dys	Discharged	Recovered	
4953	do	27	46	do	Married	do	do	6 months	do	25 dys	do	Consumption	
4954	do	28	48	do	Single	do	do	1 week	do	7 mths	Died	Recovered	
4955	do	29	45	do	do	do	do	1 do	Probate Court	5 mths	Discharged	do	
4956	do	30	18	do	do	do	do	1 do	do	8 mths	do	do	
4957	Dec.	3	45	Male	Married	Domestic affair,	do	3 years	do	4 mths	do	do	Hereditary. Periodical.

TABULAR VIEW—(Continued.)

No.	Time of Admiss n.	Age when admitted.	Sex.	Civil condition.	Supposed Cause.	Duration before admission.	By whom committed.	Time spent in the Hospital.	Discharged or Remaining.	In what state.	Suicidal. Hereditary.	Homicidal. Periodical.
	1855											
4958	Dec. 4	50	Male	Married	Ill health, . . .	2 months	Probate Court	11 mths	Remains			Periodical.
4959	do 4	33	Female	do	Puerperal, . . .	weeks	do	11 mths	do	Marasmus		
4960	do 6	48	do	do	Palsy, . . .	1 year	do	3 mths	Died	Recovered		
4961	do 7	71	Male	do	Old age, . . .	3 months	Unknown	2 mths	do	Marasmus		
4962	do 11	45	Female	do	Ill health, . . .	5 years	The Overseers	8 mths	do			
4963	do 14	24	Female	Single	Masturbation, . . .	2 do	Probate Court	1 yr	Remains	Stationary		
4964	do 21	67	do	Married	Unknown, . . .	15 do	do	5 mths	Discharged		Hereditary.	Periodical.
4965	do 22	30	do	Unkn'wn	Intemperance, . . .	2 days	do	1 yr	Remains	Recovered		
4966	do 25	25	Female	Single	Unknown, . . .	3 weeks	do	6½ mths	Discharged	Stationary		
4967	do 25	51	Male	Married	Palsy, . . .	6 months	do	10 dys	do		do	
4968	do 26	Unk.	Female	do	Ill health, . . .	6 do	do	11 mths	Remains	Recovered	do	
4969	do 28	19	Male	Single	Masturbation, . . .	3 years	do	2 mths	Discharged	Improved	do	
4970	do 29	Unk.	Female	Married	Injury of spine, . . .	3 months	The Overseers	6 mths	do		do	
	1856											
4971	Jan. 2	40	do	do	Uncontrolled passion, . . .	4 years	Probate Court	11 mths	20 dys	Remains	do	
4972	do 3	46	Male	do	Loss of property, . . .	5 do	do	11 mths	19 dys	do		
4973	do 11	Unk.	do	do	Intemperance, . . .	3 weeks	do	2 mths	do	Recovered		
4974	do 15	35	Female	do	Spiritualism, . . .	1 week	do	2 mths	Discharged	Improved		
4975	do 17	46	do	do	Puerperal, . . .	years	The Overseers	3 mths	do	Recovered		do
4976	do 21	38	do	do	do	3 months	Probate Court	3 mths	do	do		do
4977	do 23	28	Male	Single	Masturbation, . . .	18 do	do	7 mths	do	Stationary		
4978	do 24	36	do	Married	Intemperance, . . .	6 do	do	9 mths	do	Recovered		
4979	do 25	25	do	do	do	2 do	do	5 mths	do	Improved		
4980	do 25	18	do	Single	Masturbation, . . .	1½ years	do	9 mths	do	do		
4981	do 29	33	do	Married	Epilepsy, . . .	5 do	do	10 mths	23 dys	Recovered		
4982	do 29	15	Female	Single	Unknown, . . .	2 months	do	2½ mths	17 dys	do		
4983	do 30	43	Male	Married	Change of business, . . .	3 weeks	The Overseers	7 mths	do	do		
4984	do 30	20	Female	Single	Ill health, . . .	1 year	do	10 mths	22 dys	do		
4985	do 30	33	Male	Married	Unknown, . . .	4 years	Justice of Quo.	6 mths	Remains	Discharged		
4986	Feb. 2	39	Female	do	Turn of life, . . .	6 months	Probate Court	10 mths	Discharged	do		
4987	do 2	30	do	Single	Loss of mother, . . .	6 years	do	10 mths	20 dys	Remains		
4988	do 7	22	do	Married	Unknown, . . .	1 year	The Overseers	10 mths	15 dys	do		
4989	do 7	24	Male	Single	Masturbation, . . .	3 months	Probate Court	3 mths	Discharged	Stationary		

TABULAR VIEW—(Continued.)

No.	Time of Admiss'n.	Age when admitted.	Sex.	Civil condition.	Supposed Cause.	Duration before admission.	By whom committed.	Time spent in the Hospital.	Discharged or Remaining.	In what state.	Suicidal. Hereditary.	Homicidal. Homicidal.
	1856											
5029	Apr. 16	23	Female	Married	Gestation, .	10 days	Probate Court	1½ mths	Discharged	Stationary		Periodical.
5030	do 17	65	Male	do	Influenza, .	6 weeks	The Overseers	1½ mths	do	do		
5031	do 18	28	Female	do	Spiritualism, .	3 do	do	2 mths	do	Recovered		
5032	do 18	18	do	Single	Masturbation, .	8 months	Justice of Quo.	8 mths 5 dys	Remains			
5033	do 19	40	do	Married	do	5 do	do	8 mths 4 dys	do			
5034	do 23	30	do	Single	Seduction, .	Unknown	Probate Court	8 mths	do			
5035	do 24	35	Male	Widower	Intemperance, .	do	do	8 mths	do			
5036	do 25	38	do	Married	Ill health, .	5 months	Municip'l Court	4 mths	Discharged	Stationary		
5037	do 28	21	do	Single	Masturbation, .	2 weeks	Probate Court	4 mths	do	Recovered		
5038	do 29	50	Female	do	Hard work, .	2 years	Justice of Quo.	1 mth 6 dys	do	do		
5039	do 29	30	Male	do	Unknown, .	15 do	Probate Court	2 mths	do	do		
5040	do 29	47	Female	Married	Religious, .	2 weeks	do	7 mths 24 dys	Remains	do		Periodical.
5041	do 29	22	do	Single	Hard work, .	2 do	do	7 mths 21 dys	Discharged	do		
5042	May 2	20	do	do	Seduction, .	Unknown	do	7 mths 21 dys	Remains	do		
5043	do 5	48	do	Married	Unknown, .	years	The Overseers	26 days	Discharged	do		Periodical.
5044	do 8	27	do	do	Intemperance, .	Unknown	Police Court	7 mths 15 dys	Remains	do		
5045	do 9	45	Male	do	do	3 weeks	Probate Court	3 weeks	Discharged	do		Hereditary.
5046	do 10	50	do	do	Jealousy, .	1 week	do	7 mths 13 dys	Discharged	do		Hereditary.
5047	do 10	30	do	Unkn'wn	Masturbation, .	Unknown	Justice of Quo.	3 mths 11 dys	Discharged	Improved		
5048	do 12	60	Female	Widow	Spiritualism, .	1 week	Probate Court	7 mths 10 dys	Remains	do		
5049	do 13	42	do	Single	Ill health, .	years	do	7 mths 10 dys	do	do		
5050	do 14	18	Male	do	do	Unknown	do	7 mths 9 dys	do	do		
5051	do 15	23	Female	Married	Jealousy, .	3 years	do	5½ mths	Discharged	do		
5052	do 16	25	Male	do	Unknown, .	Unknown	do	6 mths	do	Recovered		
5053	do 17	45	Female	Unkn'wn	do	do	Police Court	7 mths 6 dys	Remains	do		
5054	do 17	55	do	Married	do	2 years	do	7 mths 6 dys	do	do		
5055	do 20	55	Male	Widower	Intemperance, .	5 months	Probate Court	7 mths 3 dys	do	do		
5056	do 21	44	Female	Married	Jealousy, .	Unknown	do	7 mths 2 dys	do	do		
5057	do 22	20	do	Single	Ill health, .	4 weeks	Justice of Quo	7 mths 1 day	do	do		
5058	do 22	21	do	do	do	3 months	do	3 mths	Died	Marasmus.		
5059	do 22	43	Male	Married	Loss of wife, .	2 months	Police Court	7 mths 1 day	Remains	do		
5060	do 22	Unk.	do	Widower	do	Unknown	The Overseers	3½ mths	Died	Chron. Dys.		
5061	do 22	do	Female	Married	Unknown, .	2 weeks	Police Court	7 mths 1 day	Remains	do		

TABULAR VIEW—(Continued.)

No.	Time of Admiss'n.	Age when admitted.	Sex.	Civil condition.	Supposed Cause.	Duration before admission.	By whom committed.	Time spent in the Hospital.	Discharged or Remaining.	In what state.	Suicidal. Hereditary.	Homicidal. Periodical.
	1856											
5101	July 16	35	Male	Married	Intemperance,	1 month	Probate Court	19 dys	Discharged	Recovered		
5102	do 16	18	Female	Single	Ill health,	6 weeks	Justice of Quo.	7 dys	Remains			
5103	do 16	20	do	do	Epilepsy,	3 months	do	7 dys	do			
5104	do 16	35	do	Married	Unknown,	3 months	do	7 dys	do			
5105	do 21	70	do	Widow	Old age,	7 years	Probate Court	2 dys	do			
5106	do 21	19	Male	Single	Masturbation,	3 weeks	The Overseers	2 dys	do			
5107	do 22	45	do	do	Intemperance,	6 months	Probate Court	1 day	do			
5108	do 23	26	Female	do	Ill health,	3 days	do	5 mths	do			
5109	do 23	50	do	Married	Unknown,	1 month	do	5 mths	do			Periodical.
5110	do 26	40	Male	do	Intemperance,	Unknown	do	4 mths	do			do
5111	do 26	26	do	Single	Masturbation,	do	do	27 dys	do			
5112	do 28	30	Female	Married	Jealousy,	do	The Overseers	27 dys	Discharged	Recovered		
5113	do 29	Unk.	Male	Unkn'wn	Unknown,	do	Probate Court	24 dys	Died	Mania exemt.		
5114	do 29	25	do	Married	Intemperance,	do	Justice of Quo.	12 dys	Discharged	do		
5115	do 30	37	do	do	Injury on head,	2 years	Probate Court	4 mths	Remains			
5116	do 31	65	Female	Unkn'wn	Unknown,	Unknown	Probate Court	23 dys	do			
5117	Aug. 2	30	do	Single	Masturbation,	do	do	21 dys	do			
5118	do 2	15	do	do	Unknown,	6 years	do	21 dys	do			
5119	do 4	38	do	Married	Puerperal,	3 months	do	19 dys	do			
5120	do 8	60	Male	Widow	Unknown,	30 years	do	15 dys	do			
5121	do 8	71	Female	Widow	Ill health,	Unknown	do	15 dys	do			
5122	do 12	42	do	Married	Loss of children,	do	do	2 mths	Discharged	Recovered		Periodical.
5123	do 12	42	Male	do	Unknown,	do	Police Court	11 dys	do	do		
5124	do 12	48	Female	Single	do	4 years	Probate Court	11 dys	Remains			
5125	do 13	25	do	do	Irregular Menstruation	4 years	do	10 dys	do			
5126	do 15	65	do	Widow	Ill health,	5 months	do	8 dys	do			
5127	do 15	45	do	do	Intemperance,	do	Municipal Court	8 dys	do			
5128	do 19	45	Male	do	do	Unknown	Probate Court	1 mth	Discharged	do		
5129	do 22	57	do	do	Ill health,	1 year	The Overseers	1 day	Remains			
5130	do 26	26	Female	Single	Epilepsy,	7 days	Probate Court	2 mths	Died	Epilepsy		
5131	Sept. 1	9	do	do	do	Unknown	do	23 dys	Remains			
5132	do 1	70	Male	Married	do	do	do	22 dys	do			
5133	do 1	25	Female	Single	Unknown,	do	do	22 dys	do			

TABULAR VIEW—(Continued.)

No.	Time of Admiss'n.	Age when admitted.	Sex.	Civil Condition.	Supposed Cause.	Duration before admission.	By whom committed.	Time spent in the Hospital.	Discharged or Remaining.	In what state.	Suicidal. Hereditary.	Homicidal. Periodical.
1856												
5173	Oct. 18	50	Male	Married	Loss of property, .	1 year	Probate Court	2 mths 5 dys	Remains			
5174	do 18	45	do	do	Hard work, .	1 month	Justice of Quo.	2 mths 5 dys	do			
5175	do 21	45	do	do	do	Unknown	Probate Court	2 mths 2 dys	do			
5176	do 22	65	do	Single	Intemperance, .	5 weeks	Probate Court	2 mths 1 day	do			
5177	do 22	30	do	do	Millerism, .	1 year	Justice of Quo.	1 mth 1 day	do			
5178	do 24	25	Female	do	do	1½ do	Probate Court	1 mth 29 dys	do			
5179	do 28	34	do	Married	Jealousy, .	2 months	The Overseers	1 mth 25 dys	do			
5180	do 29	40	do	Single	Unknown, .	years	Probate Court	1 mth 24 dys	do			
5181	do 30	21	Female	Married	do	1 month	do	1 mth 23 dys	do			
5182	Nov. 3	67	Male	do	do	3 years	do	1 mth 28 dys	do			
5183	do 4	30	do	Single	Jealousy, .	1 year	do	1 mth 19 dys	do			
5184	do 5	25	Female	do	Intemperance, .	1 do	Justice of Quo.	1 mth 18 dys	do			
5185	do 7	35	do	Married	Masturbation, .	3 years	Probate Court	1 mth 16 dys	do			
5186	do 8	82	Male	do	Loss of husband, .	5 weeks	The Overseers	1 mth 15 dys	do			
5187	do 10	45	Female	do	Old age, .	2 do	Probate Court	1 mth 13 dys	do			
5188	do 10	83	Male	do	Breaking of arm, .	3 months	do	1 mth 13 dys	do			
5189	do 11	45	do	do	Old age, .	2 weeks	Justice of Quo.	1 mth 12 dys	do			
5190	do 11	30	do	do	Unknown, .	1 year	do	1 mth 12 dys	do			
5191	do 11	33	Female	do	Ill health, .	6 months	Probate Court	1 mth 12 dys	do			
5192	do 12	40	do	do	Unknown, .	3 years	do	1 mth 11 dys	do			
5193	do 14	55	Malc	do	do	Unknown	The Overseers	1 mth 13 dys	do			
5194	do 15	21	do	Single	Epilepsy, .	2 years	Probate Court	1 mth 8 dys	do			
5195	do 17	17	do	do	Ill health, .	2 days	do	1 mth 6 dys	do			
5196	do 24	24	do	Married	Intemperance, .	Unknown	do	29 dys	do			
5197	do 29	23	Female	do	Religious excitement, .	3 weeks	do	24 dys	do			

During the year the largest liberty has been allowed patients, consistent with public safety.

The old and feeble, and those whose previous habits and condition prevent their laboring in the fields or shops, are at all times seen in groups about the grounds of the institution. Some are in the streets who would hardly be taken for the inmates of an insane asylum.

The women take frequent rides about town, and a few of the old men ride occasionally, while all take frequent and long walks.

These people are close observers of all that transpires in the street, and are amused and relieved of many troubles by the ever-changing scene before them. They hear the hum of the busy shops; witness with interest the tide of business; watch with pleasure the blossoming of the trees, the growth and ripening of the fruit, and gather much of it with their own hands, for their own gratification.

Few of our patients are, or have been, in restraint during the year. Since July last, no "strong room" has been occupied.

Patients often require some seclusion, as one sick of acute disease requires his bed. But those whose malady has made it necessary to resort to such means, have been kept in their own room, the common dormitory of the house. And only in few cases has the furniture been removed, and fewer still have we suffered from much destruction of clothing or furniture. We think that patients who have formerly been exceedingly noisy, filthy and disgusting during their periods of excitement in the "strong rooms," have been, to say the least, more easily controlled, and less troublesome during similar excitements, when not removed from their ordinary rooms.

This does not interfere with a proper classification of patients. And we have not found that other patients have been much annoyed by the confusion or excitement thus far.

We do not expect always to succeed. The wisest mistake. The most patient do not always control themselves. There is a limit to the forbearance of the most kind and persevering assistants we can procure.

But we are more and more assured that, with patient and persevering assistants, fully imbued with the spirit of the enter-

prise in which they have embarked, it will seldom be necessary to resort to mechanical restraint.

It is often a sore grief, sufficient to embitter the remainder of life, for a patient to remember that he has been cast into a room little better than a criminal's cell, when perhaps a little more effort would have been successful in assisting the patient to recover himself, and secure again his self-control.

Sometimes, however, the patient desires nothing so much as to be placed where he can throw off all the decencies of life, and descend to every vulgar and debasing habit. The result of "strong room" treatment in such cases is sufficiently apparent.

Amusements have always entered largely into the plan of treatment in this institution.

Rides, parties, balls, and games of all kinds are in almost constant operation. While this is as it should be, much care is necessary lest those who will not and cannot engage in recreation without assistance, are forgotten in the more pleasant duty of associating with those whose minds are but little disturbed.

It seems to be the duty of those engaged in this enterprise—while not forgetting the more delicate and accomplished patient,—to direct their energies to that more hopeless and sometimes neglected class, whose bodies are slowly wasting away, whose minds are becoming daily more and more vacant, and who are by certain steps approaching a state of fatuity from which there is no return. This class may be reformed and re-educated, and made to assume the decencies and proprieties of life to some extent.

In order to procure more intellectual amusement, and make it the means of instruction, a plan is in operation to establish a system of daily intellectual entertainments.

Historical readings, with familiar explanations, courses of lectures and school exercises. Thus beginning what we hope may prove a source of pleasure and profit at least, a part of the year.

Our patients are well supplied with newspapers; so that almost any patient can have the paper he has been accustomed to read at his own fireside. For this we are indebted to the many publishers who send their papers to us free of charge.

Some of our best galleries are supplied with libraries, and all patients have free access to the books.

So far as we have been able, we beautify the walls of the galleries with pictures which give the appearance of life and gaiety, and relieve the wards of that cheerless, sober look, so often observed in similar institutions. We expect to be able to extend this pleasure to all parts of our house.

We have been trying of late to introduce a system of labor among our patients. So far as we have been able to succeed, the result has been gratifying. There seems to be no reason why strong healthy men or women should not perform some labor at an institution of this kind. It should not be compulsory. If it can be made pleasant and attractive, so that a considerable number will engage in it, I have no doubt that it will be found greatly useful as a remedial measure.

Patients who come to us slightly excited, so uneasy and restive that they cannot be controlled at home, need only that their activity be directed in proper channels, to become soon able to manage their own affairs with safety and propriety.

Others, again, more excited; impatient of all control and direction, constantly busy in destroying, defacing and defiling every thing in their reach, can, by a constant effort, be so directed as to spend their strength and activity in performing some labor, and thus work off their excess of vitality, and become quiet and correct.

Those too, who are passing into imbecility, may, by easy and pleasant tasks of labor, be amused, aroused and strengthened, to some extent. If so, they will become more decent and correct in their deportment, and though they never recover, they will experience some of the pleasures of life, and relieve their friends of much anxiety for them.

There are in the hospital 141 patients having no settlement in the State, nearly all of whom are Irish. For the support of these patients we receive from the State Treasury "two dollars and fifty cents per week each for a term less than thirteen weeks; two dollars and twenty-five cents per week for any term exceeding thirteen weeks, and not less than twenty-six weeks; two dollars per week for any term exceeding twenty-six weeks, and less than one year, and for one year the sum of one hundred dollars."

This 141 patients have been supported during the past year,

at an expense of one hundred and twenty-eight dollars and sixty-four cents.

November 30, 1855, there were 115 State paupers remaining, supported, during the year ending at that date, at an expense of one hundred and fifty-seven dollars and twenty-nine cents.

November 30, 1854, there were 151 of this class remaining, supported, during the year ending at that time, at an expense of one hundred and twenty-three dollars and seventy-seven cents. It will be easy to see that there has been a loss in the last three years of more than \$14,000. But this is not lost to the hospital.

The Trustees, at their annual meeting, are obliged to establish the price of board for the ensuing year. And if in 1855 there was a loss of \$6,588.35, the Trustees were obliged, in order to meet the wants of the house, to raise the price of board on all patients sent by their friends, or by the towns. The cost of support being raised, the towns remove their more comfortable insane. Farmers and mechanics, desirous to pay their own bills, and hardly able at the lowest rates, can but poorly bear a heavier burden. And they are obliged often to remove their afflicted ones to their homes, or to the poor-house.

Another reason why a larger sum should be paid for the support of State paupers, is found in the fact that all comfortable State paupers have been and are being removed, when able to labor, to the State almshouses, leaving only the violent, destructive and dangerous, the cost of whose support is much greater than the quiet, demented, and easily controlled.

The buildings and apparatus for heating and ventilating by steam, commenced more than a year ago, are now quite complete, and so far as we are able to judge, will answer our warmest anticipations.

These buildings and fixtures are as follows:—

First. Directly under the road is a coal cellar, 45 feet square, and 12 feet deep; the roof being supported by groined arches and pillars of solid brick masonry, laid in cement. In these arches are coal drops from the road above through the roof to the cellar below.

Next north, and adjoining, is the boiler room, 25 feet by 45, and arched overhead. In this room are placed four flue boilers, each 30 feet long, and 42 inches in diameter. From this leads

an arched passage 80 feet long, for containing and conducting an iron smoke flue to the chimney, which is 12 feet square at the bottom, 100 feet high above ground, and 12 below the surface. In this chimney are carried up, besides the smoke flue, warm air ducts and ventilating ducts, for future use.

Next adjoining these subterranean rooms is a building 48 feet by 24 feet, two stories high. The lower story being divided into two equal parts, one of which is occupied by two steam-engines, of each 15 horse power. The other half is the fan room, in which is a fan of 14 feet diameter by 8 feet in width; it has 12 floats or wings, and revolves in a brick box 40 times per minute, and is capable of conveying into the air chamber, and thence to the wards, 75,000 cubic feet of fresh air each minute.

The large story above the fan and engine rooms, is to be occupied as a shop in which any little mechanical apparatus, requiring power, may be placed for the occupation and amusement of patients.

Adjoining the fan room, and between it and the main building, is an air-chamber, 120 feet long by 22 feet in width, and 15 feet in depth, reaching to and under the main building of the hospital. In this chamber are placed 45,000 feet of wrought iron 3-4 inch steam pipe, and 500 feet cast iron pipe, varying in calibre from 2 to 6 inches. This steam pipe is arranged in double rows, on standards reaching from floor to ceiling, 3 feet apart the whole extent of this room.

The fan forces the air into this chamber, over the heated pipes, and into the large air duct under the house, formed by cutting out the partition walls supporting the floors of the rooms on one side of each wing, thus making a continuous passage under the whole house, the partition walls and floors being now supported by arches. This was lathed and plastered above, and double brick walls built in front and rear, the interspace of four inches being filled with non-conducting substance. From this air duct the warm air passes to the rooms by the flues used in the old arrangement. In the construction of all these air chambers, double arches and double walls are everywhere made with an interspace of four inches. And in their construction more than 800,000 bricks have been used, and 500 perches of stone.

From each patient's room there is carried up in the inner wall ventilating flues, and these are gathered in the attic into large ducts, and carried out at the chimneys.

The expenses have been about as follows:—

Excavating,	\$2,500 00
Brick and stone work,	12,500 00
Four boilers, smoke pipe, &c.,	4,500 00
Steam engines and force pumps,	1,850 00
Steam pipe and fittings,	6,500 00
Shafting and pulleys and belting,	500 00
Fan,	500 00
	<hr/>
Total,	\$28,850 00

Much inconvenience has been felt for want of a proper drainage. Arrangements have been made to drain all the cess pools of the establishment by means of a force pump on the hill in the rear of the buildings, and thus make it useful as a means of enriching the soil of the farm. These arrangements are a large brick tank, 36 feet by 24 feet, divided in two equal parts, each covered in by groined arches. Into one of these all sewerage passes by proper channels, which, becoming full, the solids settle, the fluid passes over into the other, from which it is pumped by a force pump, through an iron pipe of four inch calibre, to any distance required, and distributed by means of a flexible hose.

This, we hope, will be beneficial to us, and lessen the annoyance we have made our neighbors.

On the farm of one hundred acres, there has usually been kept four horses, one yoke of oxen, about twenty cows, and from fifty to one hundred swine.

Of late, but one horse has been kept on the place, and during the last year but sixteen cows. Some new stock has been purchased, and perhaps it may be necessary to purchase more as the old become fit for the butcher.

Some of the products of the farm has been as follows:—

Apples, . . . 40 barrels, at \$2 50,	\$100 00
Cherries, . . . 15 bushels, at 2 00,	30 00

Grapes,	2 bushels	at \$4 00,			\$8 00
Tomatoes,	100 "	at 0 40,			40 00
Cucumbers,	75 "	at 0 50,			37 50
Beans,	30 "	at 2 00,			60 00
Peas,	20 "	at 1 00,			20 00
Cabbages,	2,000 heads,	at 0 05,			100 00
Beats,	75 bushels,	at 0 25,			18 75
Onions,	100 "	at 0 50,			50 00
Turnips,	20 "	at 0 25,			5 00
Parsnips,	100 "	at 0 50,			50 00
Potatoes,	50 "	at 0 75,			37 50
Hay,	75 tons,	at 10 00,			750 00
Rowen,					50 00
Corn fodder,					50 00
Carrots,	1,000 bushels,	at 0 25,			250 00
Beef,	7,666 pounds,	at 0 08½,			650 61
Pork,	8,224 "	at 0 10,			822 40
Total,					<u>\$3,279 76</u>

Much of the labor necessary in producing the above results, has been performed by patients.

A few men who go out and in without restriction, except proper hours, have taken nearly the whole care of the vegetable gardens, and have thus procured a quiet, happy state of mind, and good health.

Doctor Frank H. Rice has performed the duties of assistant physician, and also of clerk. He has been active and devoted to his duties, and has rendered me very valuable service.

Since July, Dr. Thomas H. Gage has also performed the duties of assistant, to whom I am under obligations for the performance of many duties.

Rev. Isaac Hosford conducts with much labor and good will the chapel exercises, in which our patients are all interested.

In looking over the events of the past year, we cannot but feel grateful to the Giver of all good, for the results which have crowned our labors. No calamity has befallen us. We have suffered but little from acute disease.

Our bill of mortality is not large. Comfort and quiet has

been the rule of our house. The changes it has been necessary to make have all been productive of good. Humbly hoping that this state of things may continue, and that our institution may be more and more useful each successive year,

I am, gentlemen,

Your obedient servant,

MERRICK BEMIS.

STATE LUNATIC HOSPITAL, WORCESTER, }
December 1, 1856. }

METEOROLOGICAL OBSERVATIONS

MADE AT THE

STATE LUNATIC HOSPITAL, WORCESTER, MASS.

Lat. 42° 16' 17", Long. 17° 48' 13".—Elevation, 536 feet.

METEOROLOGICAL OBSERVATIONS—DECEMBER, 1855.

Moons Phases.	Days of the month.	THERMOMETER.			BAROMETER.			CLOUDS.			WIND.			RAIN AND SNOW.			Remarks.
		Corrected and reduced to 82°			10=quite covered.			Direction and force. 10=hurricane.			Hour ended.	Inches rain.	Melted snow.				
		7 A. M.	2 P. M.	9 P. M.	7 A. M.	2 P. M.	9 P. M.	7 A. M.	2 P. M.	9 P. M.				Hour began.			
		Mean.															
☾	1	29	45	37	29.438	29.253	29.325	0	0	S. W.	S. W.	—	—	—	—	—	Slight.
	2	33	47	46	29.255	29.003	29.247	5	10	S. W.	S. W.	—	—	—	—	—	
	3	37	45	34	29.121	29.123	29.275	0	7	W.	S. W.	—	—	—	—	—	
	4	28	40	30	29.255	29.454	29.569	0	8	S. W.	W.	—	—	—	—	—	
	5	29	44	33	29.626	29.204	29.598	0	0	S. W.	N. W.	—	—	—	—	—	
	6	23	40	35	29.570	29.504	29.415	5	8	N. W.	N. W.	—	—	—	—	—	
	7	34	40	32	29.456	29.616	29.566	0	0	N. W.	N. W.	—	—	—	—	—	
	8	25	57	30	29.612	29.543	29.427	10	10	N. N.	N. N.	—	—	—	—	—	
☉	9	28	47	53	29.336	29.552	29.444	7	10	N. W.	S.	9 a. m.	—	—	—	—	Snow squalls.
	10	37	37	30	28.649	28.744	28.951	8	0	S. W.	S. W.	12 m.	2.00	—	—	—	
	11	25	25	23	29.127	29.306	29.514	0	0	N. W.	N. W.	—	—	—	—	—	
	12	16	23	21	29.893	29.914	29.934	10	10	W.	N. N.	—	—	—	—	—	
	13	22	24	24	30.242	29.932	29.676	10	0	N. W.	S. W.	7 a. m.	—	—	—	—	Snow ½ inch.
	14	19	54	25	29.929	29.925	29.903	10	10	N. N.	N. N.	—	—	—	—	—	
	15	27	34	33	29.896	29.758	29.741	10	10	N. N.	N. N.	8 a. m.	.65	—	—	—	Rain.
	16	34	35	39	29.566	29.406	29.240	10	10	N. N.	S. E.	11 p. m.	.50	—	—	—	Lunar halo.
☾	17	36	43	35	29.312	29.247	29.363	9	7	S. S.	S. W.	—	—	—	—	—	
	18	30	31	26	29.530	29.645	29.632	0	0	S. W.	S. W.	—	—	—	—	—	
	19	23	53	25	29.846	29.667	29.659	0	0	N. W.	N. W.	—	—	—	—	—	Lunar halo.
	20	19	30	22	29.642	29.642	29.128	0	0	N. N.	N. N.	—	—	—	—	—	
	21	18	36	36	29.980	29.615	29.425	0	16	N. N.	S. W.	—	—	—	—	—	
	22	36	40	37	29.491	29.404	29.207	10	10	S. W.	S. W.	1 p. m.	.90	—	—	—	Rain.
☉	23	45	46	37	29.369	29.397	29.293	10	10	S. W.	S. W.	3 a. m.	—	—	—	—	
	24	39	37	28	29.684	29.725	29.340	10	10	S. W.	N. E.	—	—	—	—	—	
	25	25	19	20	29.648	29.322	29.166	10	10	N. N.	N. E.	9 a. m.	—	—	—	—	Rain, hail, snow, ½ inch.
	26	32	21	18	29.803	29.217	29.544	0	0	N. E.	N. W. ²	—	—	—	—	—	
	27	12	19	16	29.217	29.783	29.839	0	0	W.	W.	8 a. m.	1.35	—	—	—	
	28	12	24	20	29.687	29.513	29.518	5	10	S. W.	S. W.	—	—	—	—	—	Snow.
	29	7	17	10	29.666	29.636	29.515	0	0	N. N.	N. W.	a. m.	—	—	—	—	Snow.
	30	16	27	18	28.879	29.073	29.230	10	4	S. E.	N. W.	7 p. m.	—	—	—	—	
☾	31	5	23	11	29.574	29.556	29.592	0	8	S. S.	S. W.	8 a. m.	—	—	—	—	Snow, 10 inches.
Means.		25.7	35.7	28.5	29.527	29.482	30.104	5.1	5.5	5.3	Amount of rain and snow water,			5.40	1.50	6.90	Snow, 10 inches.

METEOROLOGICAL OBSERVATIONS—JANUARY, 1856.

Moon's phases	Days of the month	THERMOMETER.			BAROMETER.			CLOUDS.		WIND.			RAIN AND SNOW.				Remarks.		
		Mean.			Corrected and reduced to 32°.			10=quite covered.		Direction and force.			Hour ended.	Inches rain.	Melted snow.				
		7 A. M.	2 P. M.	9 P. M.	7 A. M.	2 P. M.	9 P. M.	7 A. M.	2 P. M.	9 P. M.	Hour began.								
	1	10	27	15	29.615	29.656	29.782	0	0	N. W.	S. E.	W.	—	—	—	—	—	—	—
	2	4	20	14	29.644	29.915	29.663	0	10	N. W.	N.	N.	10 p. m.	—	—	—	—	—	Snow.
	3	25	29	30	29.488	29.955	29.208	0	10	N.	N. ²	W.	9 a. m.	—	—	—	—	—	Rain, slight.
	4	15	20	7	29.182	29.868	29.942	0	0	N. W.	N. W.	N. W. ⁵	—	—	—	—	—	—	—
	5	1	6	4	29.721	29.763	29.691	0	10	N. E. ³	N.	N. W. ⁵	4 p. m.	—	—	—	—	—	Snow.
	6	10	18	13	29.228	29.539	29.530	0	0	N. E. ²	N. E. ²	N. E.	—	—	—	—	—	—	Snow, 1 1/2 inches.
	7	3	19	17	29.609	29.736	29.522	0	5	N. W.	N. W.	N. W.	—	—	—	—	—	—	Snow, 1 1/2 inch.
	8	22	26	4	29.286	29.176	29.308	0	10	S. W.	S. W.	S. W. ³	p. m.	—	—	—	—	—	—
	9	-8	0	-8	29.449	29.423	29.420	0	0	S. W.	S. W.	S. W.	—	—	—	—	—	—	—
	10	-4	14	15	29.348	29.207	29.370	0	0	S.	S. W.	S. W.	—	—	—	—	—	—	—
	11	14	27	20	29.579	29.666	29.713	0	0	W.	S. W.	S. W.	—	—	—	—	—	—	—
	12	5	24	17	29.838	29.841	29.855	0	10	W.	N. W.	N. W. ²	12 m.	—	—	—	—	—	Snow.
	13	30	31	27	29.116	28.871	28.730	0	10	N. W. ⁴	N. W. ³	N. W. ²	—	—	—	—	—	—	Snow, 10 1/2 inches
	14	24	25	20	28.980	29.365	29.600	0	10	N. E. ²	N. E.	N. E.	—	—	—	—	—	—	Snow, slight.
	15	17	25	20	29.011	29.210	29.156	0	0	N. E.	N. W.	N.	a. m.	—	—	—	—	—	—
	16	17	28	22	29.154	29.095	29.554	0	5	N. W.	W.	S. E.	—	—	—	—	—	—	Lunar halo.
	17	22	27	30	29.030	29.120	29.061	0	0	S.	S. W.	S. W.	—	—	—	—	—	—	Snow, 1/2 inch.
	18	26	53	27	29.263	29.250	29.115	0	0	N. W.	N. W.	N. W.	6 a. m.	—	—	—	—	—	—
	19	20	30	9	29.237	29.228	29.478	0	0	S. W.	N. W.	N. W.	—	—	—	—	—	—	Lunar halo.
	20	15	18	11	29.360	29.232	29.139	9	10	N. ²	N.	N.	—	—	—	—	—	—	Lunar halo.
	21	9	15	12	29.134	29.106	19.118	0	0	N.	N. W.	N. W.	—	—	—	—	—	—	—
	22	5	18	15	29.126	29.260	29.283	0	0	N. W.	N.	N.	—	—	—	—	—	—	—
	23	10	27	24	29.332	29.365	29.340	0	0	N. W.	N. W.	N. W.	—	—	—	—	—	—	—
	24	14	29	24	29.441	29.344	29.272	0	0	N. W.	W.	W.	—	—	—	—	—	—	—
	25	5	5	5	29.477	29.826	29.786	0	0	N.	N.	N.	—	—	—	—	—	—	—
	26	2	20	16	29.627	29.657	29.590	0	0	W.	W.	W.	—	—	—	—	—	—	Snow, slight.
	27	6	27	22	29.533	29.365	29.254	0	10	N. W.	S. W.	S. W.	9 a. m.	—	—	—	—	—	—
	28	18	18	13	29.067	29.033	29.220	0	10	N.	N.	N. W.	—	—	—	—	—	—	Snow, 3 1/2 inches.
	29	18	31	27	29.470	29.310	29.251	0	5	S.	S. W.	S.	—	—	—	—	—	—	Snow, slight.
	30	23	23	19	29.076	29.076	29.179	0	0	S.	S. W.	W.	a. m.	—	—	—	—	—	—
	31	11	19	14	29.353	29.402	29.430	0	0	W.	S. W.	W.	—	—	—	—	—	—	—
Means,		12.3	17.3	17.3	16.7	29.358	29.390	29.080	4.1	3.2	3.5	Amount of rain and snow water,			4.60	Snow, 27.5 inches.			

METEOROLOGICAL OBSERVATIONS—FEBRUARY, 1856.

Moon's Phases	Days of the Month	THERMOMETER.			BAROMETER.			CLOUDS.			WIND.			RAIN AND SNOW.			Remarks.
		Corrected and reduced to 32°.			Direction and force.			10= ¹⁰ hurricane.			Hour			Inches rain.	Melted snow.		
		7 A. M.	2 P. M.	9 P. M.	Mean.	7 A. M.	2 P. M.	9 P. M.	7 A. M.	2 P. M.	9 P. M.	Hour began.	Hour ended.				
	1	12	21	22	29.339	29.220	29.108	10	10	W.	S. W.	S. W.	7 p. m.	-	-	Snow, 2 inches.	
	2	20	21	9	28.972	29.014	29.113	0	0	W.	S. W. ²	S. W. ³	-	-	-		
	3	-1.5	10	6	29.080	29.012	29.004	0	0	S. W. ²	S. W. ³	S. W. ⁴	-	-	-		
	4	4	13	8	29.065	29.114	29.156	0	0	W.	W.	W.	-	-	-		
	5	8	19	13	29.273	29.358	29.532	10	0	N. W.	N. W.	N. W.	-	-	-		
	6	8	21	14	29.781	29.815	29.756	0	0	N.	W.	W.	-	-	-		
	7	17	27	35	29.528	29.272	29.046	10	3	S.	S.	S.	8 a. m.	7 p. m.	.45	Rain: Snow: 1 inch.	
	8	27	30	20	29.291	29.305	29.306	0	5	N. W.	N. W.	N. W.	-	-	-		
	9	18	26	15	29.270	29.339	29.339	0	5	N.	N.	N.	a. m.	-	-	Snow, slight.	
	10	3	24	19	29.563	29.529	29.527	6	10	N. W.	W.	W.	-	-	-		
	11	22	24	36	29.480	29.351	29.166	10	0	S. W.	S. W.	S. W.	-	-	-		
	12	57	52	7	28.658	28.641	28.979	10	5	S.	S. W. ³	N. W. ⁶	a. m.	-	.25	Rain.	
	13	-8	5	-1	29.371	29.408	29.383	0	0	W. ²	W.	W.	-	-	-		
	14	-8	12	6	29.560	29.465	29.504	0	0	W. ²	W.	W.	-	-	-		
	15	4	21	21	29.377	29.213	29.086	6	10	W.	W.	W.	-	-	-		
	16	24	35	26	28.686	28.779	28.821	10	2	W.	W.	W.	a. m.	-	-	Snow, 1 1/2 inch. [ruptured.	
	17	23	22	12	28.753	28.585	28.737	10	4	W.	W. ⁵	W.	2 a. m.	2 p. m.	.35	Snow, 4 1/2 inches, inter-Hazy. Lunar halo.	
	18	7	17	10	28.832	28.879	28.990	0	10	W. ³	N. W. ²	N. W.	-	-	-		
	19	11	22	17	29.258	29.280	29.387	9	2	W.	N. W.	W.	-	-	-		
	20	20	32	27	29.267	29.120	29.110	10	8	W.	W.	W.	-	-	-		
	21	30	37	30	29.070	29.081	29.161	4	4	W.	W.	W.	-	-	-		
	22	19	39	34	29.198	29.174	29.161	0	0	W.	W.	W.	-	-	-		
	23	26	39	35	29.164	28.894	28.847	5	10	W.	S. W.	S. W. ²	4 1/2 p. m.	-	-	Snow, slight.	
	24	29	30	23	28.987	29.036	29.118	4	2	N.	N. W.	W.	-	-	-		
	25	18	28	24	29.131	29.064	29.084	2	4	W.	W.	W.	-	-	-		
	26	17	32	24	29.217	29.223	29.354	0	2	W.	W.	W.	-	-	-		
	27	18	36	30	29.398	29.317	29.251	0	1	W.	W.	W.	-	-	-		
	28	15	33	25	29.330	29.341	29.255	2	8	N.	N.	N.	-	-	-		
	29	20	31	24	29.455	29.431	29.547	7	5	N. W.	N. W.	N. W.	-	-	-		
Means,	16.3	26.5	19.7	20.4	29.087	29.181	28.852	3.9	2.5	3.3	Amount of rain and snow water,			1.00	.35=1.35.	Snow, 9 inches.	

METEOROLOGICAL OBSERVATIONS—MARCH, 1856.

Moons Phases	Days of the month	THERMOMETER.			BAROMETER.			CLOUDS.			WIND.			RAIN AND SNOW.				Remarks.		
		7 A. M.	2 P. M.	9 P. M.	Mean.	T. A. M.	2 P. M.	9 P. M.	10—quite covered.	7 A. M.	2 P. M.	9 P. M.	7 A. M.	2 P. M.	9 P. M.	Hour began.	Hour ended.		Inches rain.	Melted snow.
		7 A. M.	2 P. M.	9 P. M.	Mean.	T. A. M.	2 P. M.	9 P. M.	10—quite covered.	7 A. M.	2 P. M.	9 P. M.	7 A. M.	2 P. M.	9 P. M.	Hour began.	Hour ended.		Inches rain.	Melted snow.
	1	21	38	30	29	29.647	29.575	29.493	0	5	10	W.	W.	W.	9½ p. m.	—	—	—	—	Snow.
	2	29	36	31	32	28.878	28.715	28.849	10	10	3	N.7	N.2	W.	—	—	—	—	1.12	Snow, 4½ inches.
	3	22	30	23	25	29.181	29.327	29.489	3	4	0	W.3	W.2	S.5	—	—	—	—	.05	Snow, 1 inch; hazy 2 p. m.
	4	11	32	32	25	29.692	29.339	29.179	0	8	10	W.3	W.	W.	—	—	—	—	—	Snow, ½ inch.
	5	4	31	20	24	29.323	29.377	29.372	0	8	0	W.	W.	W.	—	—	—	—	—	
	6	18	39	24	27	29.173	28.943	29.039	10	5	0	N. W.	N. W.	W.	—	—	—	—	—	
	7	16	24	17	19	29.351	29.381	29.515	3	0	0	S. W.	W.	W.	—	—	—	—	—	
	8	23	37	16	25	29.318	29.174	29.452	10	3	0	W.2	W.	W.	—	—	—	—	—	
	9	2	14	9	8	29.352	29.442	29.447	1	4	8	N. W.	W.	W.	—	—	—	—	—	
	10	—	18	5	6	29.361	29.315	29.267	2	0	0	W.	W.	W.3	—	—	—	—	—	
	11	2	23	19	14	29.322	29.064	28.965	0	4	0	W.	W.	W.3	—	—	—	—	—	
	12	9	20	15	14	29.015	29.056	29.207	0	3	0	W.	N. W.2	N. W.	—	—	—	—	—	
	13	13	29	26	22	29.241	29.270	29.317	0	1	0	W.	N.3	N.	—	—	—	—	—	
	14	20	30	29	20	29.437	29.410	29.421	9	2	0	N.	S. E.	S.	—	—	—	—	—	
	15	28	41	29	32	29.452	29.320	29.324	0	4	0	S. W.	S. W.	S. W.	—	—	—	—	—	Snow, slight; hazy.
	16	21	37	31	31	29.451	29.496	29.551	0	6	2	W.	W.	W.	—	—	—	—	—	
	17	24	40	30	32	29.668	29.696	29.665	1	2	1	W.	W.	S. W.	—	—	—	—	—	
	18	27	40	30	28	29.503	29.327	29.334	5	10	10	W.	W.	W.	—	—	—	—	—	Snow, 4½ inches.
	19	21	34	29	32	29.218	29.199	29.241	10	8	7	W.	W.	W.	—	—	—	—	.52	Snow, slight.
	20	26	40	31	32	29.199	29.150	29.153	10	10	10	W.	W.	W.	—	—	—	—	—	
	21	32	37	35	31	29.199	29.299	29.262	2	3	2	N. W.	N. E.4	N.	—	—	—	—	—	
	22	29	39	31	33	29.261	29.299	29.262	2	3	8	N.	N.	N.	—	—	—	—	—	Snow, slight. [appeared.
	23	29	39	36	34	29.225	29.250	29.309	5	3	3	N.	N.	N. E.2	—	—	—	—	—	Snow, slight. Robins
	24	30	42	30	35	29.261	29.193	29.121	3	10	10	N. W.	S.	N. W.	—	—	—	—	—	Bluebirds appeared.
	25	30	42	30	35	29.184	29.174	29.198	10	5	2	N.3	N.	N.	—	—	—	—	—	
	26	32	42	32	35	29.131	29.024	29.053	0	4	2	W.	W.2	N. W.4	—	—	—	—	—	
	27	31	38	28	32	29.015	28.986	28.981	0	1	2	W.	W.	W.3	—	—	—	—	—	Snow, slight.
	28	23	25	25	23	28.983	28.944	29.011	5	7	0	N. W.	W.3	W.2	—	—	—	—	—	
	29	20	33	29	26	29.059	29.092	29.192	3	6	3	N. W.	W.2	W.2	—	—	—	—	—	
	30	23	36	25	28	29.316	29.422	29.449	2	0	0	N. W.	N. W.	W.	—	—	—	—	—	
	31	18	29	25	24	29.538	29.514	29.096	0	0	0	N.	N.	N.	—	—	—	—	—	Snow, slight.
Means,	19.6	36.6	25.3	22.9	29.308	29.898	29.234	3.1	3.4	3.1	Amount of rain and snow water,			1.69	Snow, 10.2 inches.					

METEOROLOGICAL OBSERVATIONS—APRIL, 1855.

Days of the month.	Moons.	THERMOMETER.			BAROMETER.		CLOUDS.		WIND.		RAIN AND SNOW.			Remarks.	
		Corrected and reduced to 32°.			Direction and force.		10=quite covered.		10=hurricane.		Hour began.	Hour ended.	Inches rain.		Melted snow.
		7 A. M.	2 P. M.	9 P. M.	7 A. M.	9 P. M.	7 A. M.	9 P. M.	7 A. M.	9 P. M.					
1		22	39	29.723	29.814	29.744	0	N. W.	N. W.	-	-	-	-		
2		26	47	29.726	29.627	29.522	0	S. W.	S. W.	-	-	-	-		
3		24	48	29.356	29.244	29.315	10	S. S.	S. S.	-	-	-	-		
4		39	42	29.317	29.301	29.196	10	S. W.	S. W.	12½ a. m.	2 p. m.	.49	-	Rain. Fog. P. M.	
5		39	46	29.272	29.271	29.307	4	N. W.	N. W.	6½ a. m.	5 p. m.	.27	-	Rain, interrupted. Sparrows appeared.	
6		36	46	29.348	29.310	29.337	2	N. W.	N. W.	-	-	-	-	Crocus in blossom.	
7		40	57	29.413	29.491	29.548	0	N. W.	N. W.	-	-	-	-	Hazy, 2 P. M.	
8		40	59	29.632	29.668	29.704	3	N. W.	N. W.	-	-	-	-	Pass willow in blossom.	
9		42	56	29.746	29.656	29.491	0	W.	S. W. ²	-	-	-	-	Shower. Wild geese [flight north.	
10		48	52	29.417	29.482	29.581	0	W. ²	S. W.	12 m.	-	-	-		
11		34	54	29.648	29.551	29.479	4	S. W.	S. W.	-	-	-	-		
12		43	59	29.265	29.077	29.304	6	S. W. ²	S. W. ²	6 p. m.	11 p. m.	.30	-	Rain.	
13		26	38	29.524	29.557	29.587	4	N.	N. ³	-	-	-	-		
14		32	47	29.641	29.470	29.420	10	W.	S. W.	-	-	-	-		
15		42	54	29.347	29.358	29.609	4	W.	N.	-	-	-	-		
16		39	45	29.585	29.637	29.542	9	S. W.	N.	-	-	-	-		
17		40	60	29.468	29.168	29.113	6	S.	S. ³	-	-	-	-		
18		47	59	29.070	29.180	29.268	0	N. W.	S. W.	3 p. m.	-	.41	-		
19		44	67	29.441	29.448	29.435	3	N. W.	N. W.	-	-	-	-		
20		44	40	29.370	29.322	29.408	10	N. ²	N. ⁵	-	-	-	-		
21		37	37	29.346	29.171	29.134	10	N. ⁶	N. ⁸	12½ a. m.	-	-	-		
22		40	46	29.124	29.160	29.155	5	E.	S. ²	-	-	-	-		
23		45	65	29.344	29.461	29.416	0	S. W.	S. W.	-	-	-	-		
24		51	57	29.364	29.334	29.371	10	S. W.	S. E. ²	-	-	-	-		
25		50	58	29.477	29.544	29.661	10	N. ²	N. ³	-	-	-	-		
26		42	58	29.812	29.794	29.721	0	N.	E. ³	-	-	-	-		
27		45	67	29.705	29.545	29.461	0	S. W.	S. W.	-	-	-	-		
28		67	70	29.410	29.380	29.429	4	S.	E.	-	-	-	-		
29		45	70	29.425	29.430	29.440	3	N. W.	N. W.	a. m.	-	-	-		
30		47	66	29.534	29.581	29.312	3	N.	N. ²	-	-	-	-		
Means.		39.5	51.9	28.485	28.509	29.449	4.0			Amount of rain,			3.34		

METEOROLOGICAL OBSERVATIONS—MAY, 1856.

Moon's Phase	Days of the month	THERMOMETER.			BAROMETER.			CLOUDS.			WIND.			RAIN AND SNOW.			Remarks.
		Corrected and reduced to 32°.			Direction and force.			10—quite covered.			10—hurricane.			Hour ended.	Inches rain.	Melted snow.	
		7 A. M.	2 P. M.	9 P. M.	7 A. M.	2 P. M.	9 P. M.	7 A. M.	2 P. M.	9 P. M.	7 A. M.	2 P. M.	9 P. M.				
	1	44	58	47	29.810	29.703	29.631	9	3	6	N.	S. W.	S. W. ²	-	-	-	[Maple in blossom.
	2	42	43	39	29.438	29.340	29.326	10	10	10	S. W.	N. ⁴	N. ⁴	-	.60	-	Rain. Dandelion and Red
	3	36	40	38	29.291	29.285	29.325	10	10	10	N.	N.	N.	-	.22	-	Fever Bush in blossom.
	4	41	49	38	29.286	29.281	29.371	10	10	1	N.	N. ²	N.	10 p. m.	-	-	Rain, slight.
	5	40	43	44	29.459	29.570	29.655	9	3	1	N. W.	N.	N.	-	-	-	Hail.
	6	46	62	54	29.762	29.627	29.562	0	5	5	N.	N.	N.	-	-	-	
	7	48	50	44	29.536	29.604	29.497	5	3	0	N.	N.	N.	-	-	-	
	8	41	42	41	29.450	29.455	29.391	10	10	10	S. E.	S. E. ⁴	N. E. ⁴	10 a. m.	-	-	Rain. Cherry in blossom.
	9	41	35	35	29.275	29.198	29.131	10	10	10	N. E. ⁵	N. E. ⁴	N. E. ²	-	-	-	Rain continued.
	10	39	40	41	29.102	29.121	29.140	10	10	10	N. E.	N.	N. E.	-	-	-	Rain continued.
	11	40	48	41	29.166	29.121	29.201	10	10	10	N. E.	N. E.	S.	2 p. m.	-	3.84	
	12	45	75	64	29.206	29.258	29.302	0	2	2	S. W.	N. W. ²	N. W.	-	-	-	Pyrus Japonica. [Cherry.
	13	55	57	50	29.657	29.693	29.747	5	9	0	N. W.	E.	N. E.	4 p. m.	-	-	Rain, slight. [Peach, W.
	14	48	64	50	29.837	29.765	29.671	10	3	3	W.	S.	S.	a. m.	-	-	Rain, slight.
	15	48	68	58	29.731	29.664	29.548	2	3	3	S. W.	S. W. ²	S. ²	-	-	-	[in blossom.
	16	59	62	59	29.526	29.487	29.521	8	10	7	S. W.	S. W.	S. W.	11½ a. m.	-	-	Rain, slight. [Shad bush
	17	57	66	57	29.506	29.399	29.464	10	10	8	S. W.	S.	S.	1 a. m.	.42	-	do Apple in blos. Lu-
	18	52	73	61	29.450	29.387	29.346	-	4	5	S. W.	S. E.	E.	-	-	-	Narcissus [nar halos,
	19	50	73	61	29.324	29.234	29.207	0	5	10	N. W.	S. W.	S. W. ²	7 p. m.	-	-	Rain. Tulip. Fog 7 a. m.
	20	55	73	62	29.126	29.070	29.170	3	5	10	S. W.	N. W. ³	N. W. ³	-	-	-	Rain. Calicanthus.
	21	50	61	49	29.330	29.338	29.409	0	0	0	N. W.	N.	N.	5 a. m.	-	-	
	22	55	66	57	29.560	29.535	29.538	0	0	2	N. W.	N. W.	N. W.	-	-	-	Flowering Almond.
	23	58	79	67	29.463	29.460	29.300	5	3	1	W.	W. ²	W.	-	-	-	[Lilac. Horse Chestnut.
	24	67	87	65	29.378	29.214	29.200	3	3	10	S. W.	N. W.	N. W.	5 p. m.	.60	-	Thunder shower. Hail.
	25	51	57	42	29.154	29.155	29.205	5	9	2	N. W.	N. W. ²	N. W.	a. m.	.15	-	Shower. Tart. Honey-
	26	52	51	46	29.133	29.239	29.377	5	8	1	N. W. ²	N. ²	N. W.	5½ a. m.	-	-	Shower. [suckle.
	27	53	70	55	29.345	29.262	29.269	3	3	4	W.	W.	W.	-	-	-	
	28	55	62	57	28.009	28.945	28.657	10	2	0	W.	S.	S. W. ²	5½ a. m.	.52	-	Rain.
	29	52	69	55	29.144	29.111	28.945	5	3	10	N.	N. W.	N. W. ³	8 p. m.	.20	-	Rain.
	30	49	56	44	29.128	29.158	29.259	0	5	9	N. W.	N. W. ²	N. W. ³	-	-	-	[train Ash.
	31	45	51	46	29.454	29.501	29.540	3	8	0	N. W.	S. W. ³	N. W.	-	-	-	Persian Lilac. Moun-
Means,		48.8	58.8	58.0	28.975	29.533	29.354	5.1	5.7	5.4	Amount of rain,			6.55			

METEOROLOGICAL OBSERVATIONS—JUNE, 1856.

Moon's Phases.	Days of the month.	THERMOMETER.			BAROMETER.			CLOUDS.			WIND.			RAIN AND SNOW.			Remarks.	
		Mean.			Corrected and reduced to 32°			10—quite covered.			Direction and force.			Hour began.	Hour ended.	Inches rain.		Melted snow.
		7 A. M.	2 P. M.	9 P. M.	7 A. M.	2 P. M.	9 P. M.	7 A. M.	2 P. M.	9 P. M.	7 A. M.	2 P. M.	9 P. M.					
☾	1	45	69	56	29.545	29.545	29.474	4	3	5	W.	S. W.	-	-	-	-	-	Geranium Maculatum.
	2	57	77	68	29.457	29.414	29.457	0	3	2	S. W.	S. W.	-	-	-	-	-	Russian Rose.
	3	66	79	74	29.435	29.373	29.361	10	5	4	N.	N.	-	-	-	-	-	Rain.
	4	70	76	66	29.425	29.328	29.348	6	8	7	N.	E.	-	-	-	-	-	Rain.
	5	53	59	52	29.546	29.665	29.738	10	10	10	N.	N. ³	-	-	2 a. m.	-	-	Rain.
	6	51	52	46	29.733	29.737	29.657	10	10	10	N. ²	N. ²	-	-	3 p. m.	-	-	Rain.
	7	48	57	54	29.538	29.488	29.567	10	10	10	N.	N.	-	-	10 a. m.	-	-	Rain.
	8	59	64	59	29.476	29.395	29.326	10	10	10	S.	S. W.	-	-	7 p. m.	-	-	Scotch Rose.
	9	64	76	67	29.264	29.121	29.256	10	2	3	S. W.	W.	-	-	6 a. m.	-	-	
☾	10	64	80	73	29.296	29.335	29.332	3	4	3	W.	W.	-	-	-	-	-	
	11	64	80	73	29.359	29.361	29.415	5	3	4	W.	W.	-	-	-	-	-	
	12	60	72	70	29.501	29.404	29.378	4	3	9	S. W.	S.	-	-	-	-	-	
	13	65	77	67	29.333	29.285	29.254	10	9	2	S.	S.	-	-	-	-	-	
	14	65	74	69	29.322	29.286	29.305	-	5	9	S. W.	S.	-	-	-	-	-	Shower, slight.
	15	65	74	69	29.356	29.248	29.353	3	4	2	N. W.	W.	-	-	3 p. m.	-	-	Hazy, 7 A. M.
	16	64	72	64	29.429	29.455	29.488	0	3	3	N. W.	W.	-	-	-	-	-	
	17	64	72	64	29.573	29.530	29.515	4	2	3	N. W.	N.	-	-	-	-	-	
☺	18	63	65	59	29.508	29.525	29.466	4	10	10	W.	S. W.	-	-	11 a. m.	-	-	Rain.
	19	58	66	61	29.354	29.333	29.300	10	10	10	N.	N.	-	-	-	-	-	
	20	61	83	75	29.426	29.428	29.452	0	3	0	N.	N. E.	-	-	-	-	-	
	21	76	90	84	29.500	29.483	29.502	0	0	0	W.	N. W.	-	-	-	-	-	
	22	71	89	81	29.446	29.353	29.353	3	8	5	S. W.	S. W.	-	-	-	-	-	
	23	69	75	64	29.488	29.465	29.475	3	3	0	N.	N. W.	-	-	-	-	-	
	24	59	71	68	29.438	29.450	29.420	2	3	1	N.	N.	-	-	-	-	-	
☾	25	63	70	68	29.453	29.431	29.388	8	8	10	S. W. ²	S. W. ²	-	-	10 a. m.	-	-	Rain, slight.
	26	70	84	77	29.361	29.309	29.278	4	2	3	S. W.	S. W.	-	-	-	-	-	
	27	75	79	67	29.247	29.330	29.277	2	2	3	N. W.	S. W.	-	-	-	-	-	
	28	64	77	74	29.454	29.302	29.195	3	2	3	N. W.	S. W.	-	-	-	-	-	
	29	80	89	81	29.139	29.104	29.098	8	2	4	W.	S. W. ²	-	-	-	-	-	
	30	68	75	62	29.250	29.451	29.442	0	3	0	N. W.	N. W.	-	-	-	-	-	
Means.		62.9	72.3	66.1	29.418	29.405	29.395	4.5	4.9	4.8	Amount of rain,			1.44				

METEOROLOGICAL OBSERVATIONS—JULY, 1856.

Moon's Phases.	Days of the month.	THERMOMETER.			BAROMETER.		CLOUDS.			WIND.			RAIN AND SNOW.				Remarks.		
		7 A. M.	2 P. M.	9 P. M.	Mean.	7 A. M.	2 P. M.	9 P. M.	7 A. M.	2 P. M.	9 P. M.	7 A. M.	2 P. M.	9 P. M.	Hour began.	Hour ended.		Inches rain.	Melted snow.
☉	1	65	75	62	67	29.272	29.451	29.540	0	3	0	N. W.	N. W.	N.	-	-	-	-	-
☉	2	59	70	68	65	29.646	29.578	29.558	8	4	4	N. W.	S. W.	S. W.	-	-	-	-	-
☉	3	67	80	72	73	29.466	29.384	29.244	8	2	4	S. W.	S. W.	S.	-	-	-	-	-
☉	4	70	70	61	69	29.209	29.230	29.281	10	0	0	N. W.	N. W.	N. W.	2 p. m.	-	.20	-	Shower.
☉	5	62	75	70	69	29.369	29.323	29.316	0	0	0	N.	N.	N. W.	-	-	-	-	-
☉	6	65	79	70	71	29.267	29.220	29.333	8	3	4	S. W.	S. W.	N. W.	-	-	-	-	-
☉	7	62	68	64	64	29.469	29.506	29.531	8	2	6	N.	E.	N. E.	8 a. m.	-	-	-	Shower, slight.
☉	8	60	68	64	64	29.610	29.625	29.613	10	10	10	N.	N.	N.	6 a. m.	-	-	-	Rain.
☉	9	53	56	57	55	29.576	29.579	29.535	10	10	10	N.	N.	N.	-	-	.56	-	-
☉	10	61	71	69	61	29.546	29.491	29.481	10	5	0	N.	S. W.	S. W.	-	-	-	-	-
☉	11	67	81	67	71	29.478	29.417	29.426	2	2	1	N.	N.	N.	1 a. m.	-	-	-	-
☉	12	60	69	70	66	29.252	29.151	29.219	10	9	9	N.	N.	S. W.	3 a. m.	-	1.80	-	Shower, slight.
☉	13	72	84	72	76	29.323	29.219	29.367	10	4	5	S. W.	S. W.	S. W.	4½ a. m.	-	-	-	-
☉	14	73	85	75	74	29.436	29.426	29.436	0	0	2	S. W.	S. W.	S. W.	-	-	-	-	-
☉	15	74	82	74	76	29.272	29.240	29.327	9	3	5	N. W.	S. W.	S. W.	-	-	-	-	-
☉	16	77	83	77	75	29.517	29.496	29.460	3	4	2	N. W.	N. W.	W.	9 p. m.	-	-	-	-
☉	17	77	88	85	83	29.405	29.371	29.318	5	3	2	S. W.	S. W.	S. W.	-	-	-	-	-
☉	18	78	93	82	84	29.510	29.218	29.270	4	2	1	S. W.	S. W.	S. W.	-	-	-	-	-
☉	19	70	82	70	74	29.217	29.218	29.297	0	3	2	S. W.	S. W.	S. W.	-	-	-	-	-
☉	20	66	73	69	69	29.260	29.336	29.451	5	8	1	N. W.	N. W.	N. W.	-	-	-	-	-
☉	21	63	78	67	69	29.553	29.542	29.608	8	4	3	N.	N.	N.	-	-	-	-	-
☉	22	63	79	73	71	29.665	29.610	29.648	0	7	8	S. W.	N. W.	N. W.	-	-	-	-	-
☉	23	67	84	76	72	29.652	29.587	29.580	0	6	6	S. W.	N. W.	N. W.	-	-	-	-	-
☉	24	73	87	83	81	29.611	29.556	29.530	1	2	3	S. W.	S. W.	S. W.	-	-	-	-	-
☉	25	77	92	83	84	29.503	29.463	29.426	3	2	3	W.	N. W.	N. W.	-	-	-	-	-
☉	26	78	91	81	83	29.442	29.400	29.429	0	0	0	W.	W.	N. W.	-	-	-	-	-
☉	27	79	93	83	85	29.414	29.372	29.429	0	0	3	W.	W.	N. W.	-	-	-	-	-
☉	28	80	87	79	82	29.454	29.397	29.440	5	10	0	N. W.	W.	N. W.	3 p. m.	-	-	-	Shower, slight.
☉	29	79	76	78	77	29.440	29.414	29.349	3	10	0	W.	W.	W.	2½ p. m.	-	.12	-	Shower, slight.
☉	30	69	79	75	74	29.288	29.256	29.315	10	1	5	S. W.	S. E.	S. E.	-	-	-	-	-
☉	31	74	83	76	77	29.364	29.507	29.472	10	5	5	N. W.	W.	S. E.	-	-	-	-	-
☉	Means,	69.0	79.7	82.2	73.0	29.434	29.436	29.427	5.1	3.9	3.3	Amount of rain,			-	-	2.68	-	-

METEOROLOGICAL OBSERVATIONS—AUGUST, 1856.

Moon's Phases	Days of the month	THERMOMETER.			BAROMETER. Corrected and reduced to 32°.		CLOUDS. 10=quite cov- ered.			WIND. Direction and force. 10=hurricane			RAIN AND SNOW.			Remarks.
		7 A. M.	2 P. M.	9 P. M.	Mean.	7 A. M.	2 P. M.	9 P. M.	7 A. M.	2 P. M.	9 P. M.	Hour began.	Hour ended.	Inches rain.	Melted snow.	
	1	74	85	73	77	29.513	29.524	29.512	5	3	1	S. W.	S. E.	-	-	Fog, 7 A. M.
	2	77	71	71	72	29.560	29.492	29.444	-	5	5	S. E.	S. E.	-	-	
	3	69	79	67	71	29.429	29.372	29.387	9	5	10	S. E.	S. E.	-	-	
	4	66	73	68	69	29.381	29.433	29.391	10	9	10	S. E.	N. E.	-	-	Rain.
	5	68	75	68	70	29.412	29.368	29.380	10	5	3	S. E.	N. W.	6 a. m.	-	Rain, continued.
	6	67	77	68	70	29.341	29.294	29.222	9	2	0	S. W.	S. W.	-	-	Rain.
	7	66	75	70	70	29.258	29.318	29.254	9	2	0	S. W.	S. W.	9½ a. m.	-	
	8	71	64	66	67	29.388	29.322	29.438	9	10	8	S. W.	S. W.	-	-	
	9	64	75	66	68	29.427	29.400	29.391	10	5	2	S. W.	S. W.	11 a. m.	-	
	10	67	77	70	71	29.425	29.419	29.301	10	5	3	N. W.	S. W.	-	-	Shower.
	11	66	79	71	72	29.376	29.181	29.265	2	3	10	S. W.	S. W.	5½ p. m.	-	
	12	69	77	71	75	29.261	29.111	29.210	5	9	2	S. W.	S. W.	6½ p. m.	-	Rain, slight.
	13	67	76	69	72	29.256	29.264	29.261	1	3	2	S. W.	S. W.	-	-	
	14	65	78	73	72	29.273	29.282	29.318	0	1	3	S. W.	S. W.	-	-	Rain, very slight.
	15	67	74	68	69	29.323	29.328	29.362	0	3	5	S. W.	N. W.	p. m.	-	
	16	65	75	75	72	29.404	29.373	29.439	0	3	4	N. W.	N. W.	-	-	
	17	64	72	61	65	29.461	29.464	29.493	0	3	4	N. W.	N. W.	4 p. m.	-	Rain.
	18	60	69	60	63	29.532	29.411	29.483	10	2	10	N. W.	N. W.	5 p. m.	-	
	19	60	67	62	63	29.455	29.416	29.352	10	10	10	N. W.	S. E. ²	-	-	Rain.
	20	61	61	60	60	29.148	29.043	28.972	10	10	10	S. E.	N. W.	8 p. m.	-	Rain, continued.
	21	45	56	55	55	28.911	28.993	29.722	10	10	10	N. W.	N. W.	-	-	Rain, continued.
	22	44	69	64	63	29.164	29.351	29.334	3	5	0	N. W.	N. W.	12 m.	-	Rain, slight.
	23	67	75	68	70	29.414	29.449	29.329	2	2	10	N. W.	N. W.	11 p. m.	-	
	24	68	77	68	71	29.218	29.142	29.209	2	2	5	N. W.	N. W.	-	-	Shower, slight.
	25	62	66	66	64	29.176	29.175	29.283	0	10	5	N. W.	N. W.	12 m.	-	
	26	51	64	60	58	29.435	29.503	29.561	0	0	0	N. W.	S. W.	-	-	
	27	51	69	62	60	29.667	29.628	29.721	3	4	0	N. W.	S. W.	-	-	Shower, slight.
	28	58	69	63	63	29.675	29.621	29.744	2	3	2	S. W.	S. W. ²	8 p. m.	-	Rain.
	29	61	68	62	61	29.386	29.265	29.274	10	10	10	N. W.	N. W.	7 a. m.	-	Rain.
	30	61	66	63	63	29.329	29.401	29.412	5	3	0	N. W.	N. W.	-	-	
	31	68	70	62	66	29.472	29.550	29.609	5	3	2	N. W.	N. W.	1 a. m.	-	
Means,		57.8	71.2	66.0	63.8	29.369	29.348	29.383	4.8	4.9	5.4	Amount of rain,			13.14	

METEOROLOGICAL OBSERVATIONS—OCTOBER, 1856.

Moon's Phases.	Days of the Month.	THERMOMETER.				BAROMETER.				CLOUDS.			WIND.			RAIN AND SNOW.				Remarks.	
		7 A. M.	2 P. M.	9 P. M.	Mean.	7 A. M.	2 P. M.	9 P. M.	Corrected and reduced to 32°.	7 A. M.	2 P. M.	9 P. M.	Direction and force.	7 A. M.	2 P. M.	9 P. M.	Hour begun.	Hour ended.	Inches rain.		Melted snow.
	1	68	64	55	61	29.100	29.246	29.158		0	3	2	W.	W.	N. W.	3 a. m.			1.10		Rain.
	2	59	62	52	59	29.417	29.417	29.481		5	3	3	N. W.	N. W.	N. W.						
	3	52	61	53	55	29.527	29.473	29.555		0	2	0	S. W.	N. W.	N. W.						
	4	49	59	46	51	29.681	29.652	29.713		0	2	0	N. W.	N. W.	N. W.						
	5	47	63	56	55	29.697	29.649	29.622		3	6	3	S. W.	W.	S. W.						
	6	57	70	65	64	29.574	29.541	29.537		5	8	9	S. W.	S. W.	S. W.						
	7	53	58	46	52	29.625	29.763	29.765		2	1	1	N.	N.	N.						
	8	42	63	52	52	29.822	29.788	29.760		1	0	2	N.	N.	N.						
	9	54	72	64	63	29.661	29.661	29.665		6	3	0	W.	S. W.	S. W.						
	10	59	76	66	67	29.669	29.615	29.611		0	0	0	W.	S. W.	S. W.						
	11	55	73	67	65	29.526	29.450	29.520		0	0	0	S. W.	S. W.	S. W.						
	12	51	62	55	56	29.717	29.749	29.727		5	0	4	N.	N.	N.						
	13	54	66	60	60	29.447	29.316	29.303		6	9	10	N.	N.	S. W.	5 a. m.					Rain.
	14	40	43	33	39	29.503	29.436	29.690		10	8	3	N.	N.	N.						Rain.
	15	32	40	34	35	29.857	29.813	29.802		0	3	0	N.	N.	N.						
	16	36	56	41	44	29.772	29.773	29.676		0	0	0	N.	N.	N. W.						
	17	40	56	45	47	29.759	29.717	29.739		5	0	10	N.	N.	N. E.						
	18	49	54	53	52	29.577	29.497	29.543		10	10	10	N.	N.	S. W.	2 a. m.			1.10		Rain.
	19	49	65	54	56	29.570	29.604	29.648		0	0	4	S. W.	S. W.	S. W.						
	20	52	64	50	55	29.611	29.733	29.733		3	5	0	W.	N.	N.						
	21	57	68	58	61	29.691	29.624	29.542		0	0	0	N. W.	N.	N.						
	22	57	62	54	57	29.475	29.347	29.297		2	10	10	N.	N.	N.						
	23	57	58	38	51	29.242	29.230	29.410		5	7	0	N.	N.	N.						
	24	31	38	32	33	29.548	29.546	29.622		0	2	0	N.	N.	N.						
	25	31	48	40	39	29.654	29.554	29.533		0	2	2	N.	N.	N.						
	26	42	58	43	47	29.574	29.509	29.517		3	2	0	N. W.	N.	S. W.	10 a. m.					
	27	43	53	48	49	29.528	29.458	29.378		10	10	10	N. W. ²	N. W. ²	N. W. ²						
	28	50	59	48	52	29.539	29.122	29.191		10	0	0	S.	N. W. ²	N.				.45		Rain.
	29	44	38	37	42	29.340	29.340	29.375		5	5	10	S.	N. W.	N.						
	30	39	47	48	44	29.322	29.142	29.127		2	2	6	S. W.	S. W.	S. W. ²						
	31	39	46	34	39	29.124	29.113	29.209		0	9	0	S. W.	S. W.	N. W.						
Means,		48.6	58.1	48.6	51.3	29.578	29.510	29.548		2.9	3.6	3.4	Amount of rain,						2.65		

METEOROLOGICAL OBSERVATIONS—NOVEMBER, 1856.

Moons & Phases	Days of the month	THERMOMETER.				BAROMETER.				CLOUDS.			WIND.			RAIN AND SNOW.				Remarks.								
		Corrected and reduced to 32°.		10=quite covered.		Direction and force.		Hour ended.		Inches rain.		Melted snow.		Hour began.		Amount of rain.												
		7 A. M.	2 P. M.	9 P. M.	Mean.	7 A. M.	2 P. M.	9 P. M.	Mean.	7 A. M.	2 P. M.	9 P. M.	7 A. M.	2 P. M.	9 P. M.	Hour	Inches	Melted	Hour		Inches	Melted						
	1	33	48	50	43	29.440	29.275	29.324	0	10	2	S. W.	S. W.	S. W. ²	-	-	-	-	-	-	-	-	-	-	-	-	-	-
	2	44	66	52	54	29.311	29.224	29.459	2	10	2	S. W.	S. W.	S. W.	-	-	-	-	-	-	-	-	-	-	-	-	-	-
	3	45	64	56	55	29.506	29.545	29.470	3	8	10	S. W.	S. W.	S. W.	-	-	-	-	-	-	-	-	-	-	-	-	-	-
	4	57	66	65	62	29.345	29.304	28.592	10	5	10	S.	S.	S. ³	-	-	-	-	-	-	-	-	-	-	-	-	-	-
☾	5	52	66	30	46	29.104	23.243	29.663	0	3	2	W.	W.	W.	-	-	-	-	-	-	-	-	-	-	-	-	-	Rain.
	6	26	40	30	32	29.964	29.951	30.150	0	2	0	W.	N. W.	N. W.	-	-	-	-	-	-	-	-	-	-	-	-	-	Rain.
	7	35	52	50	45	29.928	30.217	29.907	9	8	10	S. W.	S. W.	S. E.	-	-	-	-	-	-	-	-	-	-	-	-	-	Rain.
	8	52	62	47	53	29.813	29.613	29.587	9	3	10	S. W.	S. W.	N. ³	-	-	-	-	-	-	-	-	-	-	-	-	-	Rain.
	9	40	41	33	38	29.553	29.528	29.461	10	10	10	N.	N.	N. ²	-	-	-	-	-	-	-	-	-	-	-	-	-	Rain.
	10	27	35	29	30	29.619	29.576	29.692	6	0	0	N.	N.	N. ²	-	-	-	-	-	-	-	-	-	-	-	-	-	Rain.
	11	21	40	27	29	23.620	29.640	29.641	0	0	0	N.	N.	N.	-	-	-	-	-	-	-	-	-	-	-	-	-	Rain.
☼	12	30	45	38	37	29.652	29.618	29.626	9	10	10	S. W.	N. W.	N. W.	-	-	-	-	-	-	-	-	-	-	-	-	-	Rain.
	13	32	44	38	38	23.634	29.656	29.525	3	8	9	N.	N.	S. W.	-	-	-	-	-	-	-	-	-	-	-	-	-	Rain.
	14	30	44	35	36	29.610	29.492	29.432	5	10	10	N. W.	N. W.	S. W.	-	-	-	-	-	-	-	-	-	-	-	-	-	Rain.
	15	31	40	30	33	29.362	29.341	29.298	10	5	1	N.	N.	S. W.	-	-	-	-	-	-	-	-	-	-	-	-	-	Rain.
	16	23	43	41	35	29.301	29.212	29.117	5	10	5	S.	S.	S. W.	-	-	-	-	-	-	-	-	-	-	-	-	-	Rain.
	17	36	45	33	38	29.176	29.135	29.239	5	4	2	W.	W.	S. W.	-	-	-	-	-	-	-	-	-	-	-	-	-	Rain.
	18	26	31	31	32	29.306	29.346	29.303	2	8	1	W.	W.	N. W.	-	-	-	-	-	-	-	-	-	-	-	-	-	Rain.
☾	19	28	41	29	32	29.471	29.508	29.599	2	0	0	N.	N.	N. W.	-	-	-	-	-	-	-	-	-	-	-	-	-	Rain.
	20	22	40	30	39	29.783	29.775	29.768	0	0	0	N.	N.	N. W.	-	-	-	-	-	-	-	-	-	-	-	-	-	Rain.
	21	26	46	38	38	29.752	29.719	29.358	0	5	6	N.	W.	W.	-	-	-	-	-	-	-	-	-	-	-	-	-	Rain.
	22	44	56	44	48	29.476	29.444	29.618	10	5	2	N. E.	N. W.	N. W.	-	-	-	-	-	-	-	-	-	-	-	-	-	Rain.
	23	37	47	36	46	29.741	29.653	29.678	2	2	6	N. W.	N. W.	N. W.	-	-	-	-	-	-	-	-	-	-	-	-	-	Rain.
	24	40	54	46	48	29.798	29.933	29.496	10	5	10	S.	W.	N.	-	-	-	-	-	-	-	-	-	-	-	-	-	Rain.
	25	34	42	36	37	29.581	29.637	29.534	1	9	5	N.	N.	N. ²	-	-	-	-	-	-	-	-	-	-	-	-	-	Rain.
	26	39	52	44	41	29.265	29.124	29.337	1	8	5	N. E.	N. W.	N. W.	-	-	-	-	-	-	-	-	-	-	-	-	-	Rain.
☼	27	34	43	37	34	29.396	29.363	29.321	0	9	9	W.	W.	N. W.	-	-	-	-	-	-	-	-	-	-	-	-	-	Rain.
	28	32	53	29	38	29.266	29.493	29.459	2	5	4	W.	W.	N. W.	-	-	-	-	-	-	-	-	-	-	-	-	-	Rain.
	29	24	22	24	23	23.283	28.993	28.993	10	10	10	N.	N.	N.	-	-	-	-	-	-	-	-	-	-	-	-	-	Snow.
	30	20	37	32	29	29.319	29.377	29.517	0	5	0	N. W.	N. W.	N. W.	-	-	-	-	-	-	-	-	-	-	-	-	-	Snow.
Means,		39.0	16.4	38.7	39.1	29.012	27.461	27.417	4.1	5.5	4.6	Amount of rain,			2.03 inches.				2.03 inches.	2.5 inches.								

Summary of Meteorological Observations.

1855-6.	December.	January.	February.	March.	April.	May.	June.	July.	August.	September.	October.	November.
Mean of Thermometer,	7 A. M.	12.3	16.3	19.6	39.5	48.8	62.9	69.	57.8	56.5	48.6	39.
	2 P. M.	35.7	26.5	36.6	51.9	58.8	72.3	79.7	71.2	66.	58.1	16.4
	9 P. M.	28.5	17.3	19.7	44.5	58.0	66.1	82.2	66.	62.5	48.6	38.7
.....
Mean of Barometer,	7 A. M.	29.529	29.089	29.308	28.485	28.975	29.418	29.434	29.369	29.475	29.578	29.012
	2 P. M.	29.482	29.181	29.398	28.509	29.533	29.465	29.436	29.348	29.477	29.510	29.464
	9 P. M.	30.104	28.852	29.284	29.449	29.354	29.395	29.427	29.383	29.487	29.548	29.417
.....
Mean Cloudiness,	7 A. M.	5.1	3.9	3.1	4.0	5.1	4.5	5.1	4.8	4.7	2.9	4.1
	2 P. M.	5.5	2.5	3.4	4.7	5.7	4.9	3.9	4.9	3.7	3.6	5.5
	9 P. M.	5.3	3.3	3.1	4.4	5.4	4.8	3.3	5.4	4.7	3.4	4.6
.....
Inches of Rain,	5.40	-	1.00	-	3.34	6.55	1.44	2.68	13.14	3.39	2.65	2.03
Snow Water,	1.50	4.60	.35	1.69	-	-	-	-	-	-	-	-
Snow,	10.	27.5	9.	10.2	-	-	-	-	-	-	-	2.5

Extremes of Thermometer: January 9 and February 14, —8°. July 18 and 27, 98°.

Flowering Season on the Hospital Hill for Eighteen Years.

Trees, Shrubs, etc.	1839.	1840.	1841.	1842.	1843.	1844.	1845.	1846.	1847.	1848.	1849.	1850.	1851.	1852.	1853.	1854.	1855.	1856.
Crocus,	April 8	April 1		April 7	April 15		April 12	April 9	April 24	April 10	April 20	April 26	April 22	April 9	April 7	April 10	April 12	April 6
Liverwort,	9	10	April 23	30	30		21	15	15	13	April 30	May 13		25	23	April 30	May 10	
Leatherwood,	16	16	April 24	25	25	April 15	25	25	April 25	13	7	May 13		May 12	23	May 6	May 12	
Bloodroot,	18	19	May 8	May 3	May 3		18	24	May 9	22				3	26	12	12	
Wind Flower,	20	24					28	24	9					1	3	30	7	5
Cherry Tree,	20	25					28	24	29	29	May 6	6	5	9	30	9	8	13
Peach Tree,	May 5	May 11					May 1	4	11	22	18	18	May 14	17	30	14	15	17
Apple Tree,			April 17	April 22	April 14	May 14	8	5	22	6	Apr. 10	Apr. 10	Apr. 10	Apr. 13	Apr. 9	Apr. 18	Apr. 23	23
Trailing Arbutus,		Apr. 20	May 1	May 1	Apr. 10	Apr. 17	29	2	2	Apr. 6	Apr. 13	Apr. 10	Apr. 10	May 11	30	May 8	May 30	May 14
Wild Cherry,		Apr. 20	May 16	May 1	May 1	27	25	28	12	28	May 6	May 6	25	12	23	May 7	May 11	13
Missouri Currant,		6	21	Apr. 5	12	27	5	28	25	19	May 19	23	May 15	10	27	16	May 14	22
Lilac,	12	12	25		25	4	10	27	25	17	May 23	23	May 15	19	17	20	22	22
Flower. Almond,	16	16	24		24	4	15	4	25	17	21	28	18	27	15	30	23	25
Tt. Honeysuckle,	13	13	27	Apr. 14	25	20	20	6	27	16				24	15	30	23	25
Shad Bush,	2	27	Apr. 20	Apr. 29	13	Apr. 20	Apr. 21	18	9	5	7	7	6	Apr. 28	4	30	26	16
Red Maple,			Apr. 25	8	8	12	20	13	Apr. 21	Apr. 16	Apr. 11	Apr. 23	Apr. 3	Apr. 28	Apr. 11	Apr. 23	Apr. 19	2
Galicanthus,		30	June 4		May 25		23	10	May 28		June 3	June 3	May 23	25	June 4	June 6	June 4	20
Mountain Ash,		30	28		25		23	10	29		June 3	June 3	June 1	June 5	May 22	30	12	31
Dandelion,		Apr. 23	May 1	Apr. 16	9	23	23	15	Apr. 20	15	Apr. 29	Apr. 15	Apr. 22	May 3	May 22	May 10	Apr. 17	2
Daph. Mezereum,					14	8	Mch. 23	19	Apr. 20	3	May 3	May 6	Mch. 30	Apr. 14	8	Apr. 20	Apr. 24	Apr. 16
Pyrus Japonica,					29	26	May 3	3	May 11	6	May 3	May 6	Apr. 30	May 9	30	May 10	May 1	May 12
Hyacinth,					1	15	1	3	May 11	Apr. 14	Apr. 23	Apr. 18	Apr. 12	May 4	25	Apr. 10	Apr. 17	Apr. 15
Blue Violet,					20			23	3	9	May 2	May 8	May 25	24	24	12	10	15
Persian Lilac,	May 18	May 18	30		20		19	22	25	19	May 24	June 3	May 18	28	19	26	31	31
G. Maculatum,	June 21	May 18	21		28	May 15	22	17	June 5	23	June 6	June 8	June 24	June 9	June 2	June 6	June 1	June 3
Rose, Scotch,	May 27	May 20			21		20	15	June 5	27	June 14	June 14	June 18	June 30	June 6	June 10	June 4	June 10
Horse-Chestnut,		26					22	17	23	27	23	22	24	May 28	May 17	May 20	May 24	24
Narcissus,		19	27				15			17	5	27		19	26	May 28	May 30	18

APR 25 '39 W.P.A.

