

00212110


Y92h


1881-92

A



6  
Y  
1





Digitized by the Internet Archive  
in 2010 with funding from  
University of Massachusetts Amherst

---

---

FIFTY-THIRD

ANNUAL REPORT OF THE TRUSTEES

OF THE

*base.*  
WORCESTER LUNATIC HOSPITAL,

AND

SEVENTH ANNUAL REPORT OF THE TRUSTEES

OF THE

TEMPORARY ASYLUM FOR THE CHRONIC INSANE,

FOR THE YEAR ENDING SEPTEMBER 30, 1885.

---

BOSTON :

WRIGHT & POTTER PRINTING CO., STATE PRINTERS.

18 Post Office Square.

1886.

*c*





# OFFICERS OF THE HOSPITAL.

---

## TRUSTEES.

THOMAS H. GAGE, . . . . .	WORCESTER.
JOHN F. MOORS, . . . . .	GREENFIELD.
WILLIAM DICKINSON, . . . . .	WORCESTER.
JAMES H. WHITEMORE, . . . . .	BOSTON.
ANNA S. FOLSOM, . . . . .	BOSTON.
FRANCES M. LINCOLN, . . . . .	WORCESTER.
A. GEO. BULLOCK, . . . . .	WORCESTER.

---


## RESIDENT OFFICERS.

JOHN G. PARK, M.D., . . . . .	SUPERINTENDENT.
ALBERT R. MOULTON, M.D., . . . . .	ASSISTANT PHYSICIAN.
EVERETT FLOOD, M.D., . . . . .	ASSISTANT PHYSICIAN.
JOHN A. HOUSTON, M.D., . . . . .	ASSISTANT PHYSICIAN.
FREDERICK H. DANIELS, M.D., . . . . .	ASSISTANT PHYSICIAN.
ELIZABETH EARLE, M.D., . . . . .	ASSISTANT PHYSICIAN.
GEORGE L. CLARK, . . . . .	STEWARD.
LILA J. GORDON, . . . . .	MATRON.
S. JOSEPHINE BRECK, . . . . .	CLERK.
HENRY S. GRAVES, . . . . .	FARMER.

---

## NON-RESIDENT OFFICERS.

ALBERT WOOD, . . . . .	TREASURER.
KIMBLE R. SMITH, . . . . .	ENGINEER.



# Commonwealth of Massachusetts.

---

## TRUSTEES' REPORT.

---

*To His Excellency the Governor and the Honorable Council.*

The Trustees of the Worcester Lunatic Hospital respectfully submit their fifty-third annual report, containing that "particular statement of the condition of the hospital and all its concerns," which is required by the statute.

The year has been one of general prosperity and success, and yet in its activities and responsibilities it has been unprecedented in the history of the institution. The number of patients cared for (1,067) has been larger, by 84, than in any previous year, and the daily average number (764.59) has been larger by 14. The full measure of the building's capacity has been reached. And while the Trustees have no reason to doubt that all have received substantially that degree of care and attention required by the circumstances and conditions of each, they are still constrained to believe that the service would be better if the numbers were smaller, and if the physicians and employees were thus enabled to bestow more time and care upon individual cases. They are aware that the crowded condition of this and other similar institutions is a subject of anxious consideration with all who are in any way officially related to the subject, but they would be false to their convictions of duty if they neglected to bring to the attention of such officials the results of their experience and almost daily observation.

Some measure of relief should unquestionably be provided. And that the first movement in this direction should be toward a separate provision for the criminal insane

appears to our board perfectly clear. This class of patients is a disagreeable and disturbing element in every hospital for the insane. That they should be treated upon the same terms as, and allowed to associate with those innocent of criminal act or thought, is opposed to every sentiment of propriety and justice. They should be treated by themselves, and in a building specially arranged for their secure and safe detention as well as treatment. No criminal, insane or otherwise, should be sent, to serve out his sentence, to a hospital designed and constructed for the care and cure of innocent and respectable persons who are so unfortunate as to be sick in mind. The law, requiring the judges of our courts to sentence to a hospital for life, a person found guilty of murder, but acquitted by a jury on the ground of insanity at the time the murder was committed, should be repealed. It is discreditable to the State. A hospital which is designed to be curative, should not be made use of as a penal institution. It is the opinion of this Board that a suitable provision for this class of patients might be made in connection with any one of the Lunatic Hospitals of the State, and without unreasonable expense. There is land enough in connection with either Taunton, Northampton, Worcester or Danvers, to serve the purpose without an additional purchase, and a building in close proximity to one or the other of the hospitals at these places, sufficient to provide for 200 or 250 persons, might be built at comparatively small outlay. It would not be at all necessary that it should cost more than \$300 or \$400 per bed. And it might be under the supervision and management of the same corps of officers as the hospital adjoining, thus effecting a saving in cost of administration. It is the earnest hope of this Board that the legislature will in its wisdom devise and carry out some plan for disassociating the innocent and the criminal insane.

The number of deaths during the year has been 68, and it is very interesting to note that almost the whole mortality has been from chronic disease in various forms. One patient died of erysipelas and two by suicide, but all the others died of lingering sickness, and for the most part of sickness incident to their mental disorder. And it is proper to mention in this connection that, not only have there been but few

deaths from acute affections, but that there has been in the house, throughout the year, a remarkable exemption from acute disease of any kind. This speaks well for the sanitary condition of the premises, and for the care bestowed upon the inmates with regard to food, and dress and manner of life.

Nothing shows more the advantage of such an institution as this, than the fact that discipline, uniformities of system, and intelligent watchfulness, can save its inmates from the sickness to which elsewhere imprudence and licentiousness would expose them. Some needed improvements in and about the hospital buildings have been made during the year, the expense having been defrayed from the moderate surplus at our disposal. Of these the most notable and important have been the placing of a clock in the tower, the procuring and putting up of fire escapes for the several wings of the building, and the enlargement of the coal sheds. By this latter improvement, the steward is able to store the whole quantity of coal required for the year at one time, which enables him to make his purchase upon more favorable terms than formerly. For the present year he has paid \$4.83 per ton, of 2,240 pounds.

The Board have continued to give their attention to the sale of the land in the neighborhood of the asylum on Summer Street. Less has been accomplished, however, in this direction during the present year than formerly, as will be seen by a reference to the statements made in the Treasurer's report. The land sells slowly, and the prices obtained are not high, but it is the policy of the board to have the lots improved as fast as they are sold, as an encouragement and inducement to new purchasers.

It will be observed with interest, that the whole amount received from sales thus far (going back to the first authorization of sale), has been \$135,527.79. There will be found in the Treasurer's report, an account of the book fund, to which allusion is always made in our reports. The statement is made this year more in detail than usual. This is "the invested fund" of the hospital, and the account submitted will give a clear idea of what it is and of the uses to which it has been set apart. And here, once for all, we beg

leave to refer to the Treasurer's admirable report for all the information which may be required with regard to the financial history of the year.

In Dr. Park's report to the Board, which is herewith transmitted, and in the tables which are appended, will be found, as is believed, all the information required by law upon other than financial matters, and to them we also respectfully refer.

On the 5th of May, in compliance with the provisions of the law, the Board made choice of a female assistant physician, electing to that office Dr. Elizabeth Earle, concerning whom favorable reports had been received, and she entered upon her duties in July. No other change has occurred in the staff of officers. All the members of last year are still with us, and to all we desire to make public and cordial acknowledgment of the efficiency and value of their services. But especially to Dr. Park, to whose good judgment and excellent administrative ability so much of the success of this and previous years is due.

An event of melancholy interest in the history of the year has been the removal by death, of our esteemed associate Dr. Robert W. Hooper of Boston, who had been for twenty-seven consecutive years a member of the Board of Trustees. Dr. Hooper was a gentleman of liberal culture, refined tastes and high social position. His manner was cordial and familiar and his disposition generous. Of excellent judgment, trained by large experience in the management of charitable and other public institutions, and with sympathies that warmed toward the unfortunate of every class, he seemed especially fitted for the position and responsibilities with which he was so long and honorably connected. His long term of service covered one of the most interesting and eventful periods in the history of the hospital. It covered the years of financial struggle and embarrassment incident to the high cost of supplies during and immediately after the war, and the long years of agitation and discussion which preceded the final determination to abandon the old and build the new hospital; and again, the burdensome years of care and responsibility incident to the building and the early occupancy of the new structure.

But it covered, too, at last, for him, happier years of comparative comfort and repose in the enjoyments of the accomplished work and its beautiful surroundings. And in all these years, and in all the duties they had brought for the board of management, he had borne a prominent and an influential part. Fitted by nature for the place he occupied; fond of the hospital and interested in the individual and daily life of its inmates and officers; munificent in his benefactions to the institution and faithful in all his relations,—his name and his memory will be cherished as long as the hospital endures.

THOMAS H. GAGE.  
JOHN F. MOORS.  
WILLIAM DICKINSON.  
JAMES H. WHITTEMORE.  
ANNA S. FOLSOM.  
FRANCES M. LINCOLN.  
A. G. BULLOCK.

WORCESTER, Sept. 30, 1885.

## OFFICERS AND THEIR SALARIES.

---

John G. Park, M.D., Superintendent, . . . . .	\$2,500 00
Albert R. Moulton, M.D., Assistant Physician, . . . . .	1,500 00
Everett Flood, M.D., Assistant Physician, . . . . .	900 00
John A. Houston, M.D., Assistant Physician, . . . . .	800 00
Frederick H. Daniels, M.D., Assistant Physician, . . . . .	800 00
Elizabeth Earle, M.D., Assistant Physician, . . . . .	600 00
George L. Clark, Steward, . . . . .	1,200 00
Lila J. Gordon, Matron, . . . . .	500 00
S. Josephine Breck, Clerk, . . . . .	600 00
Kimble R. Smith, Engineer, . . . . .	1,000 00
Albert Wood, Treasurer, . . . . .	500 00

---

## VALUE OF PERSONAL ESTATE.

SEPTEMBER 30, 1885.

---

Live stock on the farm, . . . . .	\$6,514 50
Produce of the farm on hand, . . . . .	5,570 83
Carriages and agricultural implements, . . . . .	6,426 94
Machinery and mechanical fixtures, . . . . .	28,317 11
Beds and bedding in inmates' department . . . . .	26,533 20
Other furniture in inmates' department, . . . . .	18,436 10
Personal property of State in Superintendent's department, . . . . .	17,773 87
Ready-made clothing, . . . . .	772 81
Dry goods, . . . . .	781 13
Provisions and groceries, . . . . .	1,801 48
Drugs and medicines, . . . . .	750 00
Fuel, . . . . .	6,943 90
Library, . . . . .	1,818 30
Other supplies undistributed, . . . . .	4,077 90
Pipes and radiators, . . . . .	35,000 00
Total, . . . . .	\$161,518 07



## TREASURER'S REPORT.

—————

*To the Trustees of the Worcester Lunatic Hospital.*

I herewith submit my annual report on the finances of the Worcester Lunatic Hospital for the year ending September 30, 1885.

### RECEIPTS.

Cash on hand September 30, 1884, . . . . .	\$36,123 16
Received of the Commonwealth, for support of patients, . . . . .	32,288 66
of cities and towns, " " " . . . . .	84,598 97
of individuals, " " " . . . . .	31,921 87
for interest, sale of produce, etc., . . . . .	5,342 99
belonging to patients, . . . . .	571 73
	\$190,847 38

The expenditures for the year have been as follows :—

### PROVISIONS.

Flour, . . . . .	\$6,133 10
Meat of all kinds, . . . . .	11,243 84
Fish, . . . . .	2,228 95
Meal for cooking, . . . . .	522 24
Beans, potatoes and other vegetables, . . . . .	2,459 47
Sugar, . . . . .	2,935 85
Molasses and syrup, . . . . .	652 59
Tea, . . . . .	843 97
Coffee, . . . . .	1,198 60
Butter, . . . . .	9,171 51
Cheese, . . . . .	509 04
Fresh fruits, . . . . .	596 33
Eggs, salt and other groceries, . . . . .	6,246 01
	\$44,741 50
Total for provisions ( <i>carried forward</i> ), . . . . .	\$44,741 50

<i>Amount brought forward,</i>		\$44,741 50
Salaries and wages,		46,779 24
Grain,		457 79
Meal for stock,		2,095 42
Hay and pasturage,		140 00
Furniture,		862 27
Crockery and glass,		1,375 32
Tinware,		284 57
Bedding and beds,		2,811 75
Straw,		370 14
Furnishings, miscellaneous,		2,571 98
Tools,		235 35
Lights,		3,622 01
Water,		2,448 45
Fuel,		12,396 69
Soap,		1,408 06
Medical supplies,		920 09
Live stock,		2,248 25
Carriages, harnesses, etc.,		717 31
Blacksmithing,		311 05
Plants and seeds,		245 61
Hardware,		287 42
Lumber,		1,273 86
Paints, oils, etc.,		1,061 53
Pipe and fittings,		1,077 49
Lime, cement, etc.,		91 75
Repairs, ordinary		1,571 35
Fertilizers,		1,318 93
Stationery,		374 08
Postage,		188 20
Transportation,		534 91
Travelling,		162 84
Trustees' expenses,		60 88
Miscellaneous,		2,577 69
Labor,		683 70
Clothing and men's furnishings,		4,412 97
Dry goods, women,		1,197 56
Dry goods, house,		2,346 57
Boots and shoes,		1,311 80
Undertaking,		234 50
Total current expenses,		<u>147,810 88</u>
Interest and money refunded	\$61 70	
Refunded to patients,	765 26	
Extraordinary improvements,	8,303 22	
		<u>9,130 18</u>
Total expenses,		\$156,941 06
Cash on hand September 30, 1885,		33,906 32
		<u>\$190,847 38</u>

## RESOURCES.

Cash on hand, . . . . .	\$33,906 32
Due from the Commonwealth, . . . . .	8,543 87
cities and towns . . . . .	20,843 96
cities and towns, previous quarters, . . . . .	-
individuals, . . . . .	8,757 57
Total resources, . . . . .	<u>\$72,051 72</u>

## LIABILITIES.

Due for supplies and improvements, . . . . .	\$4,523 03
for salaries and wages, . . . . .	4,096 60
for extraordinary improvements (wages), . . . . .	19 80
to patients, . . . . .	995 70
	<u>9,635 13</u>
Total surplus, . . . . .	<u>\$62,416 59</u>

Respectfully submitted,  
ALBERT WOOD, *Treasurer.*

OCTOBER 1, 1885.

## BOOK FUND.

## LEWIS FUND.

Cash on hand September 30, 1884, . . . . .	\$5 75
Received dividends, . . . . .	70 00
Total, . . . . .	<u>\$75 75</u>
Expended for books, . . . . .	\$75 75

## WHEELER FUND.

Cash on hand September 30, 1884, . . . . .	\$2,934 99
Received dividends, . . . . .	223 90
Total, . . . . .	<u>\$3,158 89</u>
Expended for books, . . . . .	\$274 20
Cash on hand September 30, 1885, . . . . .	2,884 69
	<u>\$3,158 89</u>

## LEWIS FUND.

Springfield bond, . . . . .	\$1,300 00
-----------------------------	------------

## WHEELER FUND.

Seven shares Central National Bank, . . . . .	980 00
Six shares Worcester National Bank, . . . . .	780 00
Savings banks, . . . . .	2,865 33
Cash on hand, . . . . .	19 36
	<u>\$5,944 69</u>

## LAND ACCOUNT.

Cash on hand September 30, 1884, . . . . .	\$789 48
Received from sale of land, . . . . .	9,905 20
Received interest, . . . . .	400 21
Total, . . . . .	<u>\$11,094 89</u>

## EXPENDITURES.

Building streets, . . . . .	\$318 00
Plans and surveys, . . . . .	233 30
Deeds, . . . . .	150 00
Commissions, . . . . .	45 00
Money refunded, . . . . .	80 00
Remitted to State Treasurer, . . . . .	10,000 00
Postage, . . . . .	20
Total expenses, . . . . .	<u>\$10,826 50</u>
Cash on hand September 30, 1885, . . . . .	268 39
	<u>\$11,094 89</u>
Received from sale of land and interest since July 30, 1874, . . . . .	\$74,268 53
Sent to State Treasurer, . . . . .	\$66,805 29
Expenses building streets, etc., . . . . .	7,194 85
	<u>\$74,000 14</u>
Cash on hand, . . . . .	268 39
	<u>\$74,268 53</u>
Due from sales, deeds not yet taken, . . . . .	2,376 00
Land sold previous to July 30, 1874, as shown by the books at the State Treasurer's office, . . . . .	58,883 26
	<u>\$135,527 79</u>

Respectfully submitted,

ALBERT WOOD, *Treasurer.*

WORCESTER, MASS., Oct. 13, 1885.

The undersigned has carefully compared the Treasurer's statement of expenditures for the year ending Sept. 30, 1885, with the vouchers which are on file at the hospital, and found it to be correct. He has inspected the securities for the invested funds, and found them to correspond with the Treasurer's statement of their market value; and he has compared the statement of expenditures in the land account with the vouchers, and found it correct.

THOMAS H. GAGE,  
*Auditor of Accounts.*

## SUPERINTENDENT'S REPORT.

*To the Trustees of the Worcester Lunatic Hospital :*

I respectfully submit the following fifty-third annual report of the hospital, with the statistical tables, giving in detail the operations of the year.

There were remaining in the hospital September 30, 1884, 749 patients, — 378 males and 371 females.

The number of admissions since has been 318, representing 304 persons, — 161 males, 143 females; making the whole number under treatment, 1,067, — 548 males and 519 females. The daily average number has been 764.59. The largest number on any one day was 787 on September 28, and the smallest number 749 on October 20. Of this number 14 have been readmissions, and transfers from other institutions have been as follows:—

Massachusetts State Prison, 7; Reformatory for Women, 4; Tewksbury Almshouse, 1 male and 1 female; Industrial School for Girls at Lancaster, 1; Taunton Lunatic Hospital, 1 male.

There have been 281 discharges, — 162 males, 119 females. Of this number 74 recovered, 10 of whom had previously been inmates of the hospital, and been discharged recovered from one to ten times each, the ten representing 27 recoveries; 32 were discharged much improved; 39 improved; 68 not improved; and 68, 39 males and 29 females, died.

The general health of the inmates has been good; there has been no epidemic and the sickness and deaths which have occurred have been due to causes incident to age or the disease for which they were committed to the hospital. The case of typhoid fever mentioned in the last report proved

to have been contracted by the attendant before coming to the hospital. No other case occurred. The year closes with a larger number of patients than ever before, and the institution has been practically full for a number of months.

The new hospital at Westboro' is still unfinished and will not probably be ready for even partial occupancy before another summer. The last legislature passed a law authorizing the Board of Health, Lunacy and Charity to place at board in suitable families in the Commonwealth insane persons of the chronic and quiet classes.

The object of this law was to give relief to the crowded hospitals, but as a very few state patients are suitable to live in private families but little help can be expected from this source. One patient has been removed from this hospital by the Board to a private family. A much larger number of chronic cases, whose mental condition and habits render them fit to board out, could be found among the patients paid for by the towns; but the law does not give the Central Board authority over these cases, and they can only be so supported by the consent of the town authorities where they have a settlement. Some attempts have been made by the State Inspector of Charities to secure this consent, but so far with little success. At present I understand the overseers of the poor are quite content to leave their wards in the hospitals. I am inclined to believe that this law will not furnish as much numerical relief to the hospitals as has been given by the removal of patients to the asylums which a number of the cities have within a few years attached to their almshouses. The result will be that the present pressure will continue until new buildings are erected by the State, either as a separate asylum, or as annexes upon the estate of existing hospitals. The former I consider the better plan, with possibly two exceptions, — at Northampton, where buildings for the additional accommodation of 400 incurable insane could be erected, the patients to come from the territory west of Framingham or Concord, and at Westborough, where similar buildings would accommodate the chronic insane of the section east of Framingham. With these exceptions filled, the number of inmates would be but little above 800 at either establishment.

I am satisfied that only by the adoption of some such plan as indicated can the rapidly increasing class of chronic insane be economically and comfortably provided for by the State.

The importance of providing separate buildings for the criminal insane has been spoken of in various reports. We have at present between forty and fifty of this class who could be thus accommodated with benefit to themselves and comfort to the inmates who remain.

In the construction of this hospital no ward was arranged for the special care of the suicidal insane. I would recommend the subject to your consideration, to the end that, if possible, this defect may be remedied by an addition to the present building, or the rearranging of one or two of the wards. It may be found possible to accomplish this object by removing some of the division walls and thus throwing a number of rooms into one.

The report of the treasurer shows that the total expenditures for the year have been \$156,941.06. The amount spent for new buildings and extraordinary improvements has been \$8,303.22. Of this amount \$3,300 was expended for excavating and building the superstructure for the extension of the coal vaults. By this addition of 50 by 40 feet, with a cellar twelve feet deep, we are able to store 1,600 tons of coal — a supply for a year; thus obviating the inconvenient necessity of drawing in the winter months half of the amount consumed. The 1,600 tons of anthracite coal have all been delivered at an expense of \$4.83 per ton of 2,240 pounds. A room in this new building has been fitted up for a paint shop and the storage of painters' supplies, and another room for a hose carriage. Six fire escapes of iron have been connected with the hospital at convenient locations. They were built and put up by C. W. Walls of this city, at a contract price of \$1,876.67.

A tower clock, with striking attachment and four dials, eight feet in diameter, furnished by the Seth Thomas Clock Company of New York, has been placed in the tower of the hospital. The hours and half hours are struck on an 800 pound bell. It has so far performed its work with remarkable accuracy and is a source of great satisfaction to the

inmates. The total expense of clock, bell and dials was \$1,063.62.

New water closets and bath rooms have been added during the year, at an expense of \$631.61. The walls of one ward have remained unpainted until the present year, when this work has been done at an expense of \$489.50 for labor and materials. The balance of the amount charged to extraordinary improvements has been expended on walls and ditches and in building a hennery. The total current expenses of the hospital have been \$147,810.88. The average number of patients has been 764.59. This gives the cost per patient for the year, \$193.01, or \$3.70 per week.

There has been an addition of 262 books made to the library. As it was well supplied with standard works the selections this year have been made from the lighter literature of the day. The Hospital Newspaper Society has made several acceptable donations of papers, periodicals and Christmas cards. The proprietor of the "Worcester Evening Gazette" continues to furnish, free, one copy to the institution.

The products of the farm have been usually abundant and the land is each year brought into a higher state of cultivation. In this department, the patients have been employed more largely than ever before.

In accordance with the provision of the statutes, Miss Elizabeth Earle was appointed on the medical staff and entered upon her duties July 1. With this exception, there has been no change in the corps of officers. I believe they have performed their duties faithfully and well and that the comfort and welfare of the patients, so many of whom are unable to appreciate either, have been most carefully and kindly looked after, and every means used to promote their restoration to mental and physical health.

As usual, a great many changes have been made in attendants; some disliked the service, and many were not fitted by temperament or education for the work required. The necessity for such frequent changes is a matter of regret. Their wages have during the last year been somewhat increased, with the hope of securing a better and more per-



manent service, but the result has not been wholly successful, as within the last twelve months, out of a full complement of 80, 35 female and 28 male attendants left, and 9 females and 18 males were discharged for cause or found unsuited for the work required of them.


By the death of Dr. Hooper, who has been for 27 years a member of the Board of Trustees, the hospital has lost one of its best friends,—a gentleman of refined tastes and generous impulses, he always manifested a personal interest in the misfortunes and sorrows of the patients. His numerous gifts, which have been noticed in former reports, remain as witnesses of his interest in the welfare and success of the institution of which he was for so long a time an officer.

When I took charge of the hospital the number of patients was about 480; at the present time that number is greater by more than 300. The care and responsibility of its management have proportionally increased, but the burden of this responsibility has been lightened by the ready assistance and cordial support of the Board of Trustees.

JOHN G. PARK,

*Superintendent.*

OCTOBER 1, 1885.



---

---

STATISTICAL TABLES.

---

---



1. *General Statistics of the Year.*

	Males.	Females.	Totals.
Patients in the hospital Sept. 30, 1884, . . . . .	378	371	749
Admissions within the year, . . . . .	170	148	318
Whole number of cases within the year, . . . . .	548	519	1,067
Discharges within the year, . . . . .	162	119	281
Viz.: as recovered, . . . . .	45	29	74
much improved, . . . . .	15	17	32
improved, . . . . .	16	23	39
unimproved, . . . . .	47	21	68
Deaths, . . . . .	39	29	68
Patients remaining Sept. 30, 1885, . . . . .	386	400	786
Supported as State patients, . . . . .	139	63	202
town patients, . . . . .	200	259	459
private patients, . . . . .	47	78	125
Number of persons within the year, . . . . .	539	514	1,053
admitted, . . . . .	161	143	304
recovered, . . . . .	44	29	73
Daily average number of patients, . . . . .	381.15	383.43	764.59

2. *Monthly Admissions, Discharges and Averages.*

MONTHS.	ADMISSIONS.			DISCHARGES (including deaths).			DAILY AVERAGE OF PATIENTS IN THE HOUSE.		
	Ma.	Fe.	Tot.	Ma.	Fe.	Tot.	Ma.	Fe.	Tot.
<b>1884.</b>									
October, . . . . .	15	14	29	9	12	21	378.48	370.45	738.93
November, . . . . .	9	14	23	12	7	19	380.80	375.33	756.13
December, . . . . .	12	8	20	11	9	20	380.32	379.51	759.83
<b>1885.</b>									
January, . . . . .	8	8	16	7	9	16	383.29	377.06	760.35
February, . . . . .	13	12	25	11	6	17	382.50	379.28	761.78
March, . . . . .	18	17	35	17	10	27	385.87	388.90	774.78
April, . . . . .	16	14	30	25	17	42	379.73	390.00	769.73
May, . . . . .	12	7	19	15	13	28	374.80	386.03	760.83
June, . . . . .	16	17	33	11	14	25	376.36	380.66	757.03
July, . . . . .	21	7	28	12	6	18	383.25	385.16	768.41
August, . . . . .	12	14	26	19	8	27	384.41	392.06	776.48
September, . . . . .	18	16	34	13	8	21	384.06	396.80	780.86
Total cases, . . . . .	170	148	318	162	119	281	381.15	383.43	764.59
Total persons, . . . . .	161	143	304	156	117	273	-	-	-

## 3. Received on First and Subsequent Admissions.

NUMBER OF THE ADMISSION.	CASES ADMITTED.			TIMES PREVIOUSLY RECOVERED.		
	Males.	Females.	Totals.	Males.	Females.	Totals.
First, . . . . .	139	111	250	-	-	-
Second, . . . . .	23	26	49	9	9	18
Third, . . . . .	4	5	9	1	5	6
Fourth, . . . . .	1	1	2	1	-	1
Fifth, . . . . .	2	1	3	4	2	6
Sixth, . . . . .	-	1	1	-	5	5
Seventh, . . . . .	1	-	1	5	-	5
Tenth, . . . . .	-	1	1	-	-	-
Eleventh, . . . . .	-	1	1	-	6	6
Fourteenth, . . . . .	-	1	1	-	12	12
Total cases, . . . . .	170	148	318	20	39	59
Total persons, . . . . .	161	143	304	12	16	28

## 4. Ages of Persons Admitted for the First Time.

AGES.	AT FIRST ATTACK OF INSANITY.			WHEN ADMITTED.		
	Males.	Females.	Totals.	Males.	Females.	Totals.
Fifteen years and less, . . . . .	7	2	9	-	-	-
From 15 to 20 years, . . . . .	7	2	9	9	5	14
20 to 25 years, . . . . .	13	12	25	15	11	26
25 to 30 years, . . . . .	18	11	29	27	14	41
30 to 35 years, . . . . .	14	16	30	13	12	25
35 to 40 years, . . . . .	13	15	28	19	18	37
40 to 50 years, . . . . .	21	19	40	27	24	51
50 to 60 years, . . . . .	15	12	27	19	12	31
60 to 70 years, . . . . .	5	5	10	6	10	16
70 to 80 years, . . . . .	2	2	4	2	2	4
Over 80 years, . . . . .	2	3	5	2	3	5
Unknown, . . . . .	22	12	34	-	-	-
Totals, . . . . .	139	111	250	139	111	250

5. *Residence of Persons Admitted.*

PLACES.	Males.	Females.	Totals.
Massachusetts,—			
Hampden County, . . . .	2	-	2
Middlesex County, . . . .	36	31	67
Norfolk County, . . . .	4	2	6
Suffolk County, . . . .	46	27	73
Worcester County, . . . .	73	83	156
Totals, . . . . .	161	143	304

6. *Civil Condition of Persons Admitted.*

NUMBER OF THE ADMISSION.	UNMARRIED.			MARRIED.			WIDOWED.			UNKNOWN.		
	Ma.	Fe.	Tot.	Ma.	Fe.	Tot.	Ma.	Fe.	Tot.	Ma.	Fe.	Tot.
First, . . . .	71	48	119	58	40	98	9	20	29	1	1	2
Second, . . . .	7	8	15	9	10	19	1	7	8	-	-	-
Third, . . . .	1	2	3	1	3	4	-	-	-	-	-	-
Fourth, . . . .	-	1	1	-	-	-	-	-	-	-	-	-
Fifth, . . . .	1	-	1	1	-	1	-	-	-	-	-	-
Sixth, . . . .	-	-	-	-	-	-	-	1	1	-	-	-
Seventh, . . . .	-	-	-	1	-	1	-	-	-	-	-	-
Tenth, . . . .	-	-	-	-	1	1	-	-	-	-	-	-
Fourteenth, . . . .	-	-	-	-	-	-	-	1	1	-	-	-
Totals, . . . . .	80	59	139	70	54	124	10	29	39	1	1	2

## 7. Occupations of Persons Admitted.

OCCUPATIONS.	Males.	Females.	Totals.
Artist, . . . . .	1	-	1
Accountant, . . . . .	1	-	1
Blacksmith, . . . . .	2	-	2
Boiler maker, . . . . .	1	-	1
Butcher, . . . . .	1	-	1
Butler, . . . . .	1	-	1
Brakeman, . . . . .	2	-	2
Boot treer, . . . . .	1	-	1
Boot burnisher, . . . . .	1	-	1
Bootblack, . . . . .	1	-	1
Brush maker, . . . . .	1	-	1
Bookkeeper, . . . . .	1	-	1
Clerk, . . . . .	4	-	4
Coal dealer, . . . . .	1	-	1
Carder, . . . . .	1	-	1
Chair maker, . . . . .	1	-	1
Cigar maker, . . . . .	1	-	1
Crayon artist, . . . . .	1	-	1
Cooper, . . . . .	1	-	1
Coachman, . . . . .	1	-	1
Cabinet maker, . . . . .	2	-	2
Cook, . . . . .	-	1	1
Carpenter, . . . . .	8	-	8
Clergyman, . . . . .	1	-	1
Collector, . . . . .	1	-	1
Domestic, . . . . .	-	32	32
Dressmaker, . . . . .	-	3	3
Dry-goods dealer, . . . . .	1	-	1
Draughtsman, . . . . .	1	-	1
Engraver, . . . . .	1	-	1
Farmer, . . . . .	16	-	16
Firearms, . . . . .	1	-	1
Gardener, . . . . .	1	-	1
Gunsmith, . . . . .	1	-	1
Gold and silver plater, . . . . .	1	-	1
Housekeeper, . . . . .	-	68	68
Hat finisher, . . . . .	1	-	1
Ice dealer, . . . . .	1	-	1
Janitor, . . . . .	1	-	1
Junk dealer, . . . . .	1	-	1
Lithographer, . . . . .	1	-	1
Last maker, . . . . .	1	-	1
Laborer, . . . . .	25	1	26
Music teacher, . . . . .	1	-	1
Machinist, . . . . .	6	-	6
Mason, . . . . .	1	-	1
Milkman, . . . . .	1	-	1
Merchant, . . . . .	1	-	1
Machine maker, . . . . .	1	-	1
<i>Carried forward,</i> . . . . .	102	105	207



## 7. Occupations of Persons Admitted.—Concluded.

OCCUPATIONS.	Males.	Females.	Totals.
<i>Brought forward,</i> . . . . .	102	105	207
Moulder, . . . . .	2	-	2
Musician, . . . . .	1	-	1
No occupation, . . . . .	15	18	33
Operative, . . . . .	1	10	11
Plumber, . . . . .	1	-	1
Peddler, . . . . .	2	-	2
Physician, . . . . .	-	1	1
Painter, . . . . .	2	-	2
Porter, . . . . .	1	-	1
Printer, . . . . .	1	-	1
Paper hanger, . . . . .	1	-	1
Railroad conductor, . . . . .	1	-	1
Railroad laborer, . . . . .	1	-	1
Seamstress, . . . . .	-	2	2
Student, . . . . .	2	-	2
Spinner, . . . . .	1	-	1
Salesman, . . . . .	1	-	1
Ship carpenter, . . . . .	1	-	1
Shoe cutter, . . . . .	4	-	4
Sailor, . . . . .	1	-	1
Shoemaker, . . . . .	9	-	9
Storekeeper, . . . . .	1	-	1
Tramp, . . . . .	1	-	1
Teamster, . . . . .	2	-	2
Teacher, . . . . .	-	5	5
Tailor, . . . . .	1	-	1
Unknown, . . . . .	1	1	2
Upholsterer, . . . . .	1	-	1
Worker in worsted, . . . . .	-	1	1
Weaver, . . . . .	3	-	3
Wire drawer, . . . . .	1	-	1
Totals, . . . . .	161	143	304

8. *Reported Duration of Insanity before Last Admission.*

PREVIOUS DURATION.	FIRST ADMISSION TO ANY HOSPITAL.			ALL OTHER ADMISSIONS.			TOTALS.		
	Ma.	Fe.	Tot.	Ma.	Fe.	Tot.	Ma.	Fe.	Tot.
Under 1 month, . . . . .	36	25	61	5	9	14	41	34	75
From 1 to 3 months, . . . . .	10	13	23	3	7	10	13	20	33
3 to 6 months, . . . . .	11	7	18	3	2	5	14	9	23
6 to 12 months, . . . . .	19	9	28	4	2	6	23	11	34
1 to 2 years, . . . . .	12	13	25	1	5	6	13	18	31
2 to 5 years, . . . . .	12	10	22	9	8	17	21	18	39
5 to 10 years, . . . . .	8	6	14	4	11	15	12	17	29
10 to 20 years, . . . . .	3	1	4	3	4	7	6	5	11
Over 20 years, . . . . .	1	1	2	2	2	4	3	3	6
Unknown, . . . . .	15	10	25	9	3	12	24	13	37
Total cases, . . . . .	127	95	222	43	53	96	170	148	318
Total persons, . . . . .	127	95	222	34	48	82	161	143	304
Average of known cases, . . . . .	mos. 21.64	mos. 20.54	mos. 21.06	mos. 17.06	mos. 34.08	mos. 27.66	mos. 20.43	mos. 25.85	mos. 24.46

9. *Form of Disease in Cases Admitted.*

FORM OF DISEASE.	Males.	Females.	Totals.
Mania, acute, . . . . .	39	37	76
alcoholic, . . . . .	16	3	19
chronic, . . . . .	30	34	64
recurrent, . . . . .	1	4	5
religious, . . . . .	1	4	5
paralytic, . . . . .	3	-	3
puerperal, . . . . .	-	4	4
Melancholia, acute, . . . . .	27	19	46
chronic, . . . . .	16	20	36
Dementia, acute, . . . . .	-	1	1
chronic, . . . . .	5	7	12
senile, . . . . .	6	6	12
Epilepsy, . . . . .	8	5	13
General paralysis, . . . . .	17	3	20
Imbecility, . . . . .	-	1	1
Opium habit, . . . . .	1	-	1
Total cases, . . . . .	170	148	318
Total persons, . . . . .	161	143	304

## 10. Probable Causes of Insanity in Persons Admitted.

CAUSES.	PATIENTS ADMITTED.			PREVIOUS ATTACKS.			HEREDITARY PREDISPOSITION.		
	Ma.	Fe.	Tot.	Ma.	Fe.	Tot.	Ma.	Fe.	Tot.
Anxiety and care, . . . . .	-	2	2	-	-	-	-	-	-
Business trouble, . . . . .	1	1	2	-	1	1	-	-	-
Childbirth, . . . . .	-	3	3	-	3	3	-	-	-
Disordered menstruation, . .	-	2	2	-	1	1	-	-	-
Excessive mental labor, . . .	2	-	2	-	-	-	-	-	-
Epilepsy, . . . . .	7	5	12	1	1	2	-	-	-
Fright, . . . . .	-	1	1	-	1	1	-	1	1
Family trouble, . . . . .	2	1	3	1	-	1	1	-	1
Grief, . . . . .	2	8	10	2	2	4	-	2	2
General paralysis, . . . . .	17	3	20	1	-	1	5	1	6
Heart disease, . . . . .	-	1	1	-	-	-	-	-	-
Hereditary, . . . . .	13	22	35	4	5	9	13	22	35
Ill-health, . . . . .	8	5	13	1	2	3	1	1	2
Ill-health and grief, . . . . .	-	2	2	-	-	-	-	-	-
Injury to head, . . . . .	1	2	3	-	1	1	-	1	1
Intemperance, . . . . .	31	5	36	4	3	7	1	-	1
Jealousy, . . . . .	1	-	1	-	-	-	-	-	-
Loss of property, . . . . .	-	1	1	-	-	-	-	-	-
Love disappointment, . . . . .	1	3	4	-	1	1	-	2	2
Masturbation, . . . . .	8	1	9	3	-	3	1	-	1
Measles, . . . . .	-	1	1	-	1	1	-	-	-
Nostalgia, . . . . .	1	1	2	-	1	1	-	-	-
Overwork, . . . . .	2	4	6	-	2	2	-	-	-
Overwork and ill-health, . . .	-	2	2	-	2	2	-	-	-
Overwork and anxiety, . . . . .	-	1	1	-	-	-	-	1	1
Puerperal, . . . . .	-	5	5	-	1	1	-	4	4
Paralysis, . . . . .	1	-	1	-	-	-	-	-	-
Rheumatism, . . . . .	-	2	2	-	1	1	-	-	-
Religious excitement, . . . . .	2	11	13	-	2	2	1	1	2
Spinal disease, . . . . .	1	2	3	1	1	2	-	1	1
Syphilis, . . . . .	-	1	1	-	-	-	-	-	-
Spiritualism, . . . . .	-	1	1	-	-	-	-	-	-
Scarlet fever, . . . . .	-	1	1	-	-	-	-	-	-
Senility, . . . . .	7	6	13	1	-	1	1	-	1
Sunstroke, . . . . .	2	1	3	-	1	1	1	-	1
Typhoid fever, . . . . .	1	-	1	-	-	-	-	-	-
Trouble, . . . . .	2	5	7	-	1	1	1	1	2
Turn of life, . . . . .	-	2	2	-	2	2	-	-	-
Uterine disease, . . . . .	-	3	3	-	-	-	-	1	1
Worry, . . . . .	2	3	5	-	1	1	1	-	1
Unknown, . . . . .	46	23	69	8	10	18	-	-	-
Totals, . . . . .	161	143	304	27	46	73	27	37	64

11. *Relation to Hospital of Persons Admitted.*

HOSPITAL RELATIONS.	Males.	Females.	Totals.
First admission to any hospital for insane, . . .	127	95	222
Former inmates of this hospital and no other, . . .	22	27	49
Former inmates of this and other hospitals, . . .	2	4	6
Former inmates of other hospitals in this state :—			
Boston, . . . . .	4	3	7
Concord and Danvers, . . . . .	-	1	1
Danvers, . . . . .	2	2	4
Danvers and Taunton, . . . . .	-	2	2
Danvers and Tewksbury, . . . . .	-	1	1
Danvers, McLean and Augusta, . . . . .	-	1	1
Herbert Hall, . . . . .	-	1	1
Northampton and McLean, . . . . .	-	1	1
Northampton and Middletown, . . . . .	-	1	1
Taunton, . . . . .	1	-	1
Taunton, Boston and Danvers, . . . . .	1	-	1
Halifax, . . . . .	-	1	1
Hartford Retreat, . . . . .	-	1	1
Michigan, . . . . .	1	-	1
New Brunswick and Canada, . . . . .	-	1	1
English hospital, . . . . .	-	1	1
German hospital, . . . . .	1	-	1
Totals, . . . . .	161	143	304

12. *How Supported.*

SUPPORTED AS—	PATIENTS ADMITTED.			AVERAGE OF THE YEAR.		
	Males.	Females.	Totals	Males.	Females.	Totals.
State patients, . . .	78	62	140	138.26	53.33	191.59
Town patients, . . .	66	53	119	196.41	261.32	457.73
Private patients, . .	17	28	45	46.47	68.77	115.24
Totals, . . . . .	161	143	304	381.15	383.43	764.59

## 13. Discharges Classified by Admission and Result.

ADMISSION.	RECOVERED.			MUCH IMPROVED.			IMPROVED.			NOT IMPROVED.			DIED.			TOTALS.		
	Males.	Females.	Totals.	Males.	Females.	Totals.	Males.	Females.	Totals.	Males.	Females.	Totals.	Males.	Females.	Totals.	Males.	Females.	Totals.
	First, . . . . .	38	24	62	12	14	26	13	19	32	39	13	52	35	25	60	137	95
Second, . . . . .	6	2	8	2	1	3	3	2	5	6	4	10	3	3	6	20	12	32
Third, . . . . .	-	-	-	-	-	-	-	2	2	1	3	4	1	1	2	2	6	8
Fourth, . . . . .	1	1	2	1	1	2	-	-	-	1	1	2	-	-	-	3	3	6
Sixth, . . . . .	-	-	-	-	1	1	-	-	-	-	-	-	-	-	-	-	1	1
Tenth, . . . . .	-	1	1	-	-	-	-	-	-	-	-	-	-	-	-	-	1	1
Fourteenth, . . . . .	-	1	1	-	-	-	-	-	-	-	-	-	-	-	-	-	1	1
Total cases, . . . . .	45	29	74	15	17	32	16	23	39	47	21	68	39	29	68	162	119	281
Total persons, . . . . .	44	29	73	15	17	32	16	22	38	45	21	66	39	29	68	159	118	277

## 14. Cases Discharged Recovered — Duration.

PERIOD.	DURATION BEFORE ADMISSION.			HOSPITAL RESIDENCE.			WHOLE DURATION FROM THE ATTACK.		
	Males.	Females.	Totals.	Males.	Females.	Totals.	Males.	Females.	Totals.
	Under 1 month, . . . . .	16	14	30	4	5	9	-	3
From 1 to 3 months, . . . . .	6	6	12	20	8	28	14	7	21
3 to 6 months, . . . . .	3	1	4	10	8	18	7	6	13
6 to 12 months, . . . . .	3	2	5	4	2	6	2	3	5
1 to 2 years, . . . . .	1	1	2	5	2	7	4	2	6
2 to 5 years, . . . . .	5	3	8	2	-	2	7	2	9
5 to 10 years, . . . . .	4	-	4	-	3	3	4	3	7
Over 10 years, . . . . .	-	-	-	-	1	1	-	1	1
Unknown, . . . . .	7	2	9	-	-	-	7	2	9
Total cases, . . . . .	45	29	74	45	29	74	45	29	74
Total persons, . . . . .	44	29	73	44	29	73	44	29	73
Average of known cases, . . . . .	mos. 12.14	mos. 5.70	mos. 9.64	mos. 8.93	mos. 12.13	mos. 8.13	mos. 16.21	mos. 17.77	mos. 17.04

15. Cases Resulting in Death — Duration.

PERIOD.	DURATION BEFORE ADMISSION.			HOSPITAL RESIDENCE.			WHOLE DURATION FROM THE ATTACK.		
	Males.	Females.	Totals.	Males.	Females.	Totals.	Males.	Females.	Totals.
Under 1 month, . . . . .	7	3	10	6	5	11	1	1	2
From 1 to 3 months, . . . . .	3	3	6	4	3	7	2	1	3
3 to 6 months, . . . . .	2	3	5	2	3	5	2	-	2
6 to 12 months, . . . . .	6	-	6	5	2	7	3	2	5
1 to 2 years, . . . . .	7	5	12	8	5	13	6	3	9
2 to 5 years, . . . . .	3	8	11	9	5	14	9	10	19
5 to 10 years, . . . . .	1	1	2	3	4	7	3	3	6
10 to 20 years, . . . . .	3	2	5	1	2	3	4	4	8
Over 20 years, . . . . .	1	1	2	1	-	1	3	2	5
Unknown, . . . . .	6	3	9	-	-	-	6	3	9
Total of cases, . . . . .	39	29	68	39	29	68	39	29	68
Average of known cases, . . . . .	mos. 43.53	mos. 38.53	mos. 40.52	mos. 37.94	mos. 30.68	mos. 35.18	mos. 82.24	mos. 72.3	mos. 77.89

## 16. Cases Discharged by Recovery or Death.

FORM OF INSANITY.	RECOVERIES.			DEATHS.		
	Males.	Females.	Totals.	Males.	Females.	Totals.
Mania, acute, . . . . .	22	14	36	1	4	5
acute alcoholic, . . . . .	7	-	7	-	-	-
chronic, . . . . .	3	1	4	11	8	19
epileptic, . . . . .	-	1	1	-	-	-
paralytic, . . . . .	1	-	1	-	-	-
religious, . . . . .	1	1	2	-	-	-
recurrent, . . . . .	-	3	3	-	-	-
Melancholia, . . . . .	10	6	16	4	2	6
chronic, . . . . .	1	3	4	1	3	4
Dementia, chronic, . . . . .	-	-	-	2	1	3
paralytic, . . . . .	-	-	-	-	1	1
senile, . . . . .	-	-	-	6	7	13
Epilepsy, . . . . .	-	-	-	3	3	6
Paralytic insanity, . . . . .	-	-	-	1	-	1
General paralysis, . . . . .	-	-	-	10	-	10
Total cases, . . . . .	45	29	74	39	29	68
Total persons, . . . . .	44	29	74	39	29	68

## 17. Causes of Death.

CAUSES.	Males.	Females.	Totals.
Exhaustion of acute mania, . . . . .	3	2	5
melancholia, . . . . .	-	2	2
melancholia and erysipelas, . . . . .	-	1	1
chronic mania, . . . . .	6	2	8
mania and erysipelas, . . . . .	1	-	1
dementia, . . . . .	1	-	1
melancholia, . . . . .	1	1	2
paralytic dementia, . . . . .	1	1	2
senile dementia, . . . . .	6	6	12
Apoplexy, . . . . .	-	2	2
Epilepsy, . . . . .	2	2	4
Epilepsy and erysipelas, . . . . .	1	-	1
General paralysis, . . . . .	8	-	8
General paralysis and strangulation by food, . . . . .	2	-	2
Heart disease, . . . . .	1	3	4
Phthisis, . . . . .	3	6	9
Phthisis and melancholia, . . . . .	1	-	1
Phthisis and chronic mania, . . . . .	1	-	1
Suicide by hanging, . . . . .	1	1	2
Totals, . . . . .	39	29	68



18. Deaths, Classified by Results of Previous Admissions.

NUMBER OF THE ADMIS- SION.	RECOVERED.			MUCH IMPROVED.			IMPROVED.			UNIMPROVED.			TOTALS.		
	Males.	Females.	Totals.	Males.	Females.	Totals.	Males.	Females.	Totals.	Males.	Females.	Totals.	Males.	Females.	Totals.
First, . . . . .	-	-	-	1	-	1	2	-	2	1	3	4	4	3	7
Second, . . . . .	1	-	1	-	-	-	-	1	1	-	-	-	-	1	2
Totals, . . . . .	1	-	1	1	-	1	2	1	3	1	3	4	5	4	9

## 19. Recoveries Classified by Results of Previous Admissions.

NUMBER OF THE ADMISSION.	RECOVERED.			IMPROVED.			NOT IMPROVED.			TOTALS.		
	Males.	Females.	Totals.	Males.	Females.	Totals.	Males.	Females.	Totals.	Males.	Females.	Totals.
First, . . . . .	4	2	6	2	1	3	-	2	2	6	5	11
Second, . . . . .	1	1	2	-	2	2	-	-	-	1	3	4
Third, . . . . .	1	1	2	-	2	2	-	-	-	1	3	4
Fourth, . . . . .	-	2	2	-	-	-	-	-	-	-	2	2
Fifth, . . . . .	-	2	2	-	-	-	-	-	-	-	2	2
Sixth, . . . . .	-	2	2	-	-	-	-	-	-	-	2	2
Seventh, . . . . .	-	2	2	-	-	-	-	-	-	-	2	2
Eighth, . . . . .	-	2	2	-	-	-	-	-	-	-	2	2
Ninth, . . . . .	-	2	2	-	-	-	-	-	-	-	2	2
Tenth, . . . . .	-	1	1	-	-	-	-	-	-	-	1	1
Eleventh, . . . . .	-	1	1	-	-	-	-	-	-	-	1	1
Twelfth, . . . . .	-	1	1	-	-	-	-	-	-	-	1	1
Thirteenth, . . . . .	-	1	1	-	-	-	-	-	-	-	1	1
Totals, . . . . .	6	20	26	2	5	7	-	2	2	8	27	35

## 20. Deaths Classified by Duration of Insanity and of Treatment.

PERIOD.	DURATION OF INSANITY.			WHOLE KNOWN PERIOD OF HOSPITAL RESIDENCE.		
	Males.	Females.	Totals.	Males.	Females.	Totals.
Under 1 month, . . . . .	2	1	3	6	5	11
From 1 to 3 months, . . . . .	1	1	2	4	3	7
3 to 6 months, . . . . .	2	-	2	2	3	5
6 to 12 months, . . . . .	3	2	5	4	2	6
1 to 2 years, . . . . .	5	3	8	7	5	12
2 to 5 years, . . . . .	10	10	20	11	5	16
5 to 10 years, . . . . .	3	2	5	3	4	7
10 to 20 years, . . . . .	4	4	8	2	2	4
Over 20 years, . . . . .	4	3	7	-	-	-
Unknown, . . . . .	5	3	8	-	-	-
Totals, . . . . .	39	29	68	39	29	68
Average of known cases, . . . . .	mos. 82.05	mos. 83.34	mos. 82.61	mos. 38.33	mos. 32.10	mos. 35.67

21. *Ages of those who Died.*

AGES.	AT TIME OF FIRST ATTACK.			AT TIME OF DEATH.		
	Males.	Females.	Totals.	Males.	Females.	Totals.
Under 15 years, . . . .	2	—	2	—	—	—
From 15 to 20 years, . . . .	—	1	1	—	—	—
20 to 25 years, . . . .	1	2	3	—	1	1
25 to 30 years, . . . .	4	5	9	7	3	10
30 to 35 years, . . . .	4	2	6	3	6	9
35 to 40 years, . . . .	3	3	6	6	4	10
40 to 50 years, . . . .	13	4	17	8	1	9
50 to 60 years, . . . .	3	—	3	7	2	9
60 to 70 years, . . . .	2	3	5	2	2	4
70 to 80 years, . . . .	3	4	7	4	7	11
Over 80 years, . . . .	1	3	4	2	3	5
Unknown, . . . .	3	2	5	—	—	—
Totals, . . . .	39	29	68	39	29	68

22. *Number of Convicts Admitted to the Hospital from its Opening.  
Jan. 19, 1833, to Sept. 30, 1885.*

	Males.	Females.	Totals.
Number upon first admission, . . . .	405	78	483
Number upon readmission, . . . .	45	8	53
Totals, . . . .	450	86	536









24. Relapsed Cases admitted in each Year, and discharged in 1885.

YEARS ENDING —	ADMITTED.			CASES PREVIOUSLY RECOVERED IN THIS HOSPITAL.									REMAINING SECT. 30, 1885.						
	Males.	Females.	Totals.	RECOVERED.			MUCH IMPROVED.			IMPROVED.			NOT IMPROVED.			Males.	Females.	Totals.	
				Males.	Females.	Totals.	Males.	Females.	Totals.	Males.	Females.	Totals.	Males.	Females.	Totals.				
Sept. 30, 1868,	1	—	1	—	—	—	—	—	—	—	—	—	—	—	—	—	—	—	
1869,	2	—	2	—	—	—	—	—	—	—	—	—	—	—	—	—	—	—	
1872,	—	2	2	—	—	—	—	—	—	—	—	—	—	—	—	—	—	—	
1873,	—	3	3	—	—	—	—	—	—	—	—	—	—	—	—	—	—	—	
1874,	2	3	5	—	—	—	—	—	—	—	—	—	—	—	—	—	—	—	
1876,	3	2	5	—	—	—	—	—	—	—	—	—	—	—	—	—	—	—	
1877,	4	3	7	—	—	—	—	—	—	—	—	—	—	—	—	—	—	—	
1878,	4	5	9	—	—	—	—	—	—	—	—	—	—	—	—	—	—	—	
1879,	—	5	5	—	—	—	—	—	—	—	—	—	—	—	—	—	—	—	
1880,	2	5	7	—	—	—	—	—	—	—	—	—	—	—	—	—	—	—	
1881,	3	6	9	—	—	—	—	—	—	—	—	—	—	—	—	—	—	—	
1882,	14	10	24	—	—	—	—	—	—	—	—	—	—	—	—	—	—	—	
1883,	9	19	28	1	—	1	—	—	—	—	—	—	—	—	—	—	—	—	
1884,	8	11	19	—	2	7	—	—	—	—	—	—	—	—	—	—	—	—	
1885,	12	16	28	3	4	7	—	—	—	—	—	—	—	—	—	—	—	—	
Total cases,	64	90	154	4	6	10	1	2	3	—	1	1	1	—	—	—	35	39	74



25. Record of Cases admitted to Worcester Lunatic Hospital from its opening, Jan'y 19, 1833, to Sept. 30, 1885.

	Males.	Females.	Totals.	Males.	Females.	Totals.	Males.	Females.	Totals.
Number of persons admitted, . . . . .	—	—	—	5,271	5,090	10,361	—	—	—
Number of readmissions, . . . . .	1,668	1,624	3,292	—	—	—	—	—	—
Readmissions without removal from hospital, . . . . .	74	78	152	—	—	—	—	—	—
Total number of readmissions, . . . . .	—	—	—	1,742	1,702	3,444	—	—	—
Number of cases, . . . . .	—	—	—	727	794	1,521	7,013	6,792	13,805
Cases in other hospitals previous to first admission here, . . . . .	—	—	—	—	—	—	—	—	—
Cases in other hospitals between first admission and any subsequent admission, . . . . .	—	—	—	191	216	407	918	1,010	1,928
Transfers to State hospitals in this State on first admission, . . . . .	—	—	—	403	449	852	—	—	—
Removed to other institutions in this State on first admission, . . . . .	—	—	—	20	16	36	—	—	—
Sent to hospitals out of the State on first admission, . . . . .	—	—	—	10	12	22	—	—	—
Transfers to State hospitals in this State on readmissions, . . . . .	—	—	—	134	172	306	—	—	—
Removed to other institutions in this State on readmissions, . . . . .	—	—	—	8	7	15	—	—	—
Sent to hospitals out of the State on readmissions, . . . . .	—	—	—	9	—	9	—	—	—
Persons admitted, . . . . .	5,271	5,090	10,361	—	—	—	584	656	1,240
Cases in this hospital, . . . . .	—	—	—	7,013	6,792	13,805	—	—	—
Previously in other hospitals, . . . . .	—	—	—	918	1,010	1,928	—	—	—
Removed to hospitals and institutions upon discharge, . . . . .	—	—	—	584	656	1,240	—	—	—
Total cases, . . . . .	—	—	—	—	—	—	8,515	8,458	16,973

26. *Showing the Results of First Admissions.*

	Males.	Females.	Totals.	Males.	Females.	Totals.
Number of persons on first admission, . . . . .	-	-	-	5,271	5,090	10,361
Discharged recovered, . . . . .	1,801	1,782	3,583	-	-	-
improved, . . . . .	1,357	1,396	2,753	-	-	-
not improved, . . . . .	962	870	1,832	-	-	-
not insane, . . . . .	4	3	7	-	-	-
Died, . . . . .	849	748	1,597	-	-	-
Eloped, . . . . .	3	-	3	-	-	-
Remaining in the hospital Sept. 30, 1885, . . . . .	295	291	586	5,271	5,090	10,361.

*Showing the Results of Readmissions.*

Number of readmissions, . . . . .	-	-	-	1,742	1,702	3,444
Discharged recovered, . . . . .	649	699	1,348	-	-	-
improved, . . . . .	477	436	913	-	-	-
not improved, . . . . .	309	279	588	-	-	-
Died, . . . . .	216	179	395	-	-	-
Remaining in the hospital Sept. 30, 1885, . . . . .	91	109	200	1,742	1,702	3,444

*Showing the Results of Second Admissions.*

Number of second admissions, . . . . .	-	-	-	1,041	1,040	2,081
Discharged recovered, . . . . .	340	353	693	-	-	-
improved, . . . . .	280	283	563	-	-	-
not improved, . . . . .	218	196	414	-	-	-
Died, . . . . .	149	128	277	-	-	-
Remaining in the hospital Sept. 30, 1885, . . . . .	54	80	134	1,041	1,040	2,081

*Showing the Results of Third Admissions.*

	Males.	Females.	Totals.	Males.	Females.	Totals.
Number of third admissions,	-	-	-	333	297	630
Discharged recovered, . . .	134	131	265	-	-	-
improved, . . .	87	72	159	-	-	-
not improved, . . .	50	47	97	-	-	-
Died, . . .	43	30	73	-	-	-
Remaining in the hospital Sept. 30, 1885, . . .	19	17	36	333	297	630

*Showing the Results of Fourth Admissions.*

Number of fourth admissions, . . .	-	-	-	144	128	272
Discharged recovered, . . .	64	59	123	-	-	-
improved, . . .	43	39	82	-	-	-
not improved, . . .	22	19	41	-	-	-
Died, . . .	7	9	16	-	-	-
Remaining in the hospital Sept. 30, 1885, . . .	8	2	10	144	128	272

*Showing the Results of Fifth Admissions.*

Number of fifth admissions,	-	-	-	70	68	138
Discharged recovered, . . .	32	39	71	-	-	-
improved, . . .	15	14	29	-	-	-
not improved, . . .	8	8	16	-	-	-
Died, . . .	8	4	12	-	-	-
Remaining in the hospital Sept. 30, 1885, . . .	7	3	10	70	68	138

*Showing the Results of Sixth Admissions.*

Number of sixth admissions,	-	-	-	38	38	76
Discharged recovered, . . .	23	21	44	-	-	-
improved, . . .	7	9	16	-	-	-
not improved, . . .	3	2	5	-	-	-
Died, . . .	3	3	6	-	-	-
Remaining in the hospital Sept. 30, 1885, . . .	2	3	5	38	38	76

*Showing the Results of Seventh Admissions.*

	Males.	Females.	Totals.	Males.	Females.	Totals.
Number of seventh admissions, . . . . .	-	-	-	26	24	50
Discharged recovered, . . . . .	14	16	30	-	-	-
improved, . . . . .	5	4	9	-	-	-
not improved, . . . . .	3	1	4	-	-	-
Died, . . . . .	3	2	5	-	-	-
Remaining in the hospital Sept. 30, 1885, . . . . .	1	1	2	26	24	50

*Showing the Results of Eighth Admissions.*

Number of eighth admissions, . . . . .	-	-	-	19	18	37
Discharged recovered, . . . . .	9	13	22	-	-	-
improved, . . . . .	9	3	12	-	-	-
not improved, . . . . .	1	2	3	-	-	-
Died, . . . . .	-	-	-	19	18	37

*Showing the Results of Ninth Admissions:*

Number of ninth admissions, . . . . .	-	-	-	15	16	31
Discharged recovered, . . . . .	9	11	20	-	-	-
improved, . . . . .	4	4	8	-	-	-
not improved, . . . . .	1	1	2	-	-	-
Died, . . . . .	1	-	1	15	16	31

*Showing the Results of Tenth Admissions.*

Number of tenth admissions, . . . . .	-	-	-	13	15	28
Discharged recovered, . . . . .	6	12	18	-	-	-
improved, . . . . .	6	2	8	-	-	-
not improved, . . . . .	1	1	2	13	15	28

*Showing the Results of Eleventh Admissions.*

	Males.	Females.	Totals.	Males.	Females.	Totals.
Number of eleventh admissions, . . . . .	-	-	-	11	14	25
Discharged recovered, . . . . .	3	9	12	-	-	-
improved, . . . . .	6	3	9	-	-	-
not improved, . . . . .	1	1	2	-	-	-
Died, . . . . .	1	-	1	-	-	-
Remaining in the hospital Sept. 30, 1885, . . . . .	-	1	1	11	14	25

*Showing the Results of Twelfth Admissions.*

	Males.	Females.	Totals.	Males.	Females.	Totals.
Number of twelfth admissions, . . . . .	-	-	-	9	10	19
Discharged recovered, . . . . .	3	9	12	-	-	-
improved, . . . . .	4	1	5	-	-	-
not improved, . . . . .	1	-	1	-	-	-
Died, . . . . .	1	-	1	9	10	19

*Showing the Results of Thirteenth Admissions.*

	Males.	Females.	Totals.	Males.	Females.	Totals.
Number of thirteenth admissions, . . . . .	-	-	-	7	9	16
Discharged recovered, . . . . .	3	8	11	-	-	-
improved, . . . . .	3	-	3	-	-	-
not improved, . . . . .	1	-	1	-	-	-
Remaining in the hospital Sept. 30, 1885, . . . . .	-	1	1	7	9	16

*Showing the Results of Fourteenth Admissions.*

	Males.	Females.	Totals.	Males.	Females.	Totals.
Number of fourteenth admissions, . . . . .	-	-	-	5	8	13
Discharged recovered, . . . . .	3	6	9	-	-	-
improved, . . . . .	2	1	3	-	-	-
Died, . . . . .	-	1	1	5	8	13

*Showing the Results of Fifteenth Admissions.*

	Males.	Females.	Totals.	Males.	Females.	Totals.
Number of fifteenth admissions, . . . . .	-	-	-	4	5	9
Discharged recovered, . . . . .	2	3	5	-	-	-
improved, . . . . .	2	1	3	-	-	-
Died, . . . . .	-	1	1	4	5	9

*Showing the Results of Sixteenth Admissions.*

Number of sixteenth admissions, . . . . .	-	-	-	2	3	5
Discharged recovered, . . . . .	1	2	3	-	-	-
improved, . . . . .	1	-	1	-	-	-
Remaining in the hospital Sept. 30, 1885, . . . . .	-	1	1	2	3	5

*Showing the Results of Seventeenth Admissions.*

Number of seventeenth admissions, . . . . .	-	-	-	2	2	4
Discharged recovered, . . . . .	2	1	3	-	-	-
not improved, . . . . .	-	1	1	2	2	4

*Showing the Results of Eighteenth Admissions.*

Number of eighteenth admissions, . . . . .	-	-	-	2	2	4
Discharged recovered, . . . . .	1	1	2	-	-	-
improved, . . . . .	-	1	1	-	-	-
Died, . . . . .	-	1	1	2	2	4

*Showing the Results of Nineteenth Admissions.*

Number of nineteenth admissions, . . . . .	-	-	-	1	1	2
Discharged recovered, . . . . .	-	1	1	-	-	-
improved, . . . . .	1	-	1	1	1	2

*Showing the Results of Twentieth Admissions.*

	Males.	Females.	Totals.	Males.	Females.	Totals.
Number of twentieth admissions, . . . . .	-	-	-	-	1	1
Discharged recovered, . . . . .	-	1	1	-	1	1

*Showing the Results of Twenty-first Admissions.*

Number of twenty-first admissions, . . . . .	-	-	-	-	1	1
Discharged recovered, . . . . .	-	1	1	-	1	1

*Showing the Results of Twenty-second Admissions.*

Number of twenty-second admissions, . . . . .	-	-	-	-	1	1
Discharged recovered, . . . . .	-	1	1	-	1	1

*Showing the Results of Twenty-third Admissions.*

Number of twenty-third admissions, . . . . .	-	-	-	-	1	1
Discharged recovered, . . . . .	-	1	1	-	1	1

27. Table Showing Admissions, Discharges and Deaths.

YEARS ENDING SEPT. 30.	NEW CASES.			ADMITTED.			RELAPSED CASES HERE.			Grand Total.	OF EACH YEAR'S DISCHARGED AND DIED IN 1885.										
	FIRST ADMISSIONS.			NEW CASES HERE, BUT HAD PREVIOUSLY BEEN IN OTHER HOSPITALS, AND ARE THEREFORE RE-ADMITTED CASES.			READMISSIONS.				RECOVERED.		MUCH IMPROVED.		IMPROVED.		NOT IMPROVED.		DIED.		
	Males.	Females.	Totals.	Males.	Females.	Totals.	Males.	Females.	Totals.		Males.	Females.	Totals.	Males.	Females.	Totals.	Males.	Females.	Totals.	Males.	Females.
1833,	63	28	91	18	16	34	1	1	2	1	1	2	1	1	2	1	1	2	1	1	2
1833-34,	50	42	92	16	9	25	7	6	13	7	6	13	1	1	2	1	1	2	1	1	2
1834-35,	48	31	79	3	10	13	10	8	18	10	8	18	1	1	2	1	1	2	1	1	2
1835-36,	49	41	90	4	13	17	9	9	18	12	6	18	1	1	2	1	1	2	1	1	2
1836-37,	60	52	112	13	8	21	14	6	20	15	5	20	1	1	2	1	1	2	1	1	2
1837-38,	81	64	145	2	7	9	11	15	26	18	8	26	1	1	2	1	1	2	1	1	2
1838-39,	54	72	126	8	5	13	22	19	41	18	15	33	1	1	2	1	1	2	1	1	2
1839-40,	61	73	134	3	5	8	13	15	28	17	10	27	1	1	2	1	1	2	1	1	2
1840-41,	51	63	114	2	1	3	14	20	34	15	19	34	1	1	2	1	1	2	1	1	2
1841-42,	71	67	138	5	4	9	24	23	47	19	28	47	1	1	2	1	1	2	1	1	2
1842-43,	80	80	160	13	5	18	24	24	48	22	26	48	1	1	2	1	1	2	1	1	2
1843-44,	92	96	188	4	4	8	20	22	42	22	20	42	1	1	2	1	1	2	1	1	2
1844-45,	92	87	179	10	6	16	43	30	73	38	35	73	1	1	2	1	1	2	1	1	2
1845-46,	98	104	202	8	9	17	36	38	74	40	34	74	1	1	2	1	1	2	1	1	2
1846-47,	75	84	159	5	11	16	23	26	49	23	26	49	1	1	2	1	1	2	1	1	2
1847-48,	104	97	201	8	6	14	26	36	62	36	26	62	1	1	2	1	1	2	1	1	2
1848-49,	85	86	171	11	11	22	31	36	67	36	31	67	1	1	2	1	1	2	1	1	2
1849-50,	96	82	178	7	5	12	27	32	59	24	35	59	1	1	2	1	1	2	1	1	2
1850-51,	85	87	172	12	9	21	27	38	65	24	41	65	1	1	2	1	1	2	1	1	2
1851-52,	94	113	207	7	5	12	44	38	82	44	38	82	1	1	2	1	1	2	1	1	2
1852-53,	89	108	197	8	5	13	44	45	89	45	44	89	1	1	2	1	1	2	1	1	2
1853-54,	81	116	197	4	10	14	38	47	85	38	47	85	1	1	2	1	1	2	1	1	2
1854-55,	54	79	133	6	6	12	36	28	64	28	36	64	1	1	2	1	1	2	1	1	2



1855-56, . . .	68	93	161	10	7	17	24	32	56	234
1856-57, . . .	81	97	178	8	9	17	36	34	70	265
1857-58, . . .	93	89	182	28	41	69	45	58	103	354
1858-59, . . .	78	67	145	4	6	10	24	21	45	200
1859-60, . . .	85	72	157	3	3	6	17	35	215	215
1860-61, . . .	82	83	165	10	9	19	35	32	67	251
1861-62, . . .	63	66	129	9	9	18	36	38	74	221
1862-63, . . .	59	70	129	13	5	18	42	26	68	215
1863-64, . . .	76-	51	127	7	5	12	42	45	87	226
1864-65, . . .	69	68	137	4	11	15	44	25	69	221
1865-66, . . .	113	96	209	10	4	14	40	26	66	289
1866-67, . . .	97	87	184	10	11	21	47	36	83	288
1867-68, . . .	103	77	180	9	15	24	46	46	92	296
1868-69, . . .	100	107	207	16	14	30	55	45	100	237
1869-70, . . .	124	129	253	14	14	28	58	45	103	384
1870-71, . . .	160	134	294	14	20	34	80	62	142	470
1871-72, . . .	163	103	266	18	17	35	70	72	142	413
1872-73, . . .	135	144	279	17	10	27	57	44	101	407
1873-74, . . .	121	139	260	24	12	36	57	47	104	400
1874-75, . . .	138	118	256	19	12	31	39	36	75	362
1875-76, . . .	138	99	237	12	11	23	44	47	91	351
1876-77, . . .	117	129	246	9	7	16	51	41	92	354
1877-78, . . .	101	114	215	9	16	25	36	39	75	315
1878-79, . . .	46	44	90	3	5	8	27	22	49	147
1879-80, . . .	74	49	123	10	52	62	19	29	48	233
1880-81, . . .	102	60	162	26	20	46	17	24	41	249
1881-82, . . .	87	83	170	53	22	75	40	25	65	310
1882-83, . . .	94	76	170	7	37	41	21	40	61	275
1883-84, . . .	79	76	115	23	33	56	15	26	41	252
1884-85, . . .	128	95	223	11	16	27	31	27	68	318
Totals, . . .	4,687	4,467	9,154	587	623	1,210	1,739	1,702	3,441	13,805





28. Table showing Admissions, Discharges and Deaths, with the mean annual Mortality, proportion of Recoveries, per cent. of the Discharges, including Deaths and Elopements for each Year.

YEARS ENDING SEPT. 30.	ADMITTED.			DISCHARGES.									DIED.			ELOPED.					
	Males.	Females.	Totals.	RECOVERED.			IMPROVED.			NOT IMPROVED.			NOT INSANE.			Males.	Females.	Totals.	Males.	Females.	Totals.
				Males.	Females.	Totals.	Males.	Females.	Totals.	Males.	Females.	Totals.	Males.	Females.	Totals.						
1833.	82	44	126	7	4	11	2	1	3	1	1	1	1	1	3	1	4	1	1	1	1
1833-34.	73	57	130	23	26	59	12	18	30	16	6	22	6	11	17	6	7	1	1	1	1
1834-35.	61	49	110	27	24	51	13	14	27	14	11	25	14	11	25	14	7	1	1	1	1
1835-36.	62	63	125	24	26	50	18	11	29	13	5	18	13	5	18	13	8	1	1	1	1
1836-37.	87	66	153	38	28	66	10	12	22	17	4	21	13	4	17	4	7	1	1	1	1
1837-38.	94	86	180	41	33	74	11	16	27	17	8	25	17	8	25	17	17	1	1	1	1
1838-39.	84	96	180	37	48	85	10	9	19	19	25	18	18	43	13	8	21	1	1	1	1
1839-40.	77	93	170	28	46	74	18	20	38	12	12	24	24	12	36	12	17	1	1	1	1
1840-41.	67	84	151	32	42	74	16	18	34	19	17	36	34	19	53	16	10	1	1	1	1
1841-42.	100	94	194	44	53	97	12	11	23	27	23	50	27	23	50	27	13	1	1	1	1
1842-43.	117	105	222	52	57	109	26	14	40	41	32	9	41	41	82	41	22	1	1	1	1
1843-44.	116	122	238	51	73	124	25	24	49	30	14	44	44	30	74	44	13	1	1	1	1
1844-45.	145	123	268	56	50	106	13	23	36	12	13	25	36	12	47	25	19	1	1	1	1
1845-46.	142	151	293	63	81	144	20	19	39	21	24	45	39	21	60	45	11	1	1	1	1
1846-47.	103	131	234	52	52	104	6	22	28	28	26	54	28	26	54	28	8	1	1	1	1
1847-48.	138	139	277	62	63	125	19	26	45	23	23	46	45	23	68	46	18	1	1	1	1
1848-49.	127	133	260	62	66	128	19	20	39	29	32	61	39	32	71	61	19	1	1	1	1
1849-50.	130	119	249	53	58	111	14	9	23	19	14	33	23	19	42	33	10	1	1	1	1
1850-51.	124	134	258	56	66	122	19	15	34	23	22	45	34	23	57	45	18	1	1	1	1
1851-52.	145	156	301	51	53	104	19	17	36	34	24	58	36	24	60	58	20	1	1	1	1
1852-53.	141	158	299	60	78	138	22	18	40	31	46	77	40	31	71	77	20	1	1	1	1
1853-54.	123	173	296	53	77	130	23	16	39	16	17	33	39	17	56	33	18	1	1	1	1
1854-55.	96	113	209	49	61	110	20	22	42	20	37	57	42	37	79	57	11	1	1	1	1

1855-56	102	132	234	41	55	96	11	18	29	32	18	50	-	-	-	-	32	14	18	-	-	-	-	3
1856-57	125	140	265	46	66	112	47	33	80	6	6	12	-	-	-	-	30	20	20	-	-	-	-	-
1857-58	106	188	354	79	84	163	59	52	111	49	3	119	-	-	-	-	40	21	18	-	-	-	-	-
1858-59	106	94	200	40	40	80	26	36	62	8	3	11	-	-	-	-	19	21	12	-	-	-	-	-
1859-60	105	110	215	59	57	116	14	24	38	13	6	19	-	-	-	-	11	11	26	-	-	-	-	-
1860-61	127	124	251	46	56	102	30	27	57	10	5	9	-	-	-	-	15	22	10	-	-	-	-	-
1861-62	108	113	221	49	55	104	24	34	58	6	3	9	-	-	-	-	10	17	16	-	-	-	-	-
1862-63	114	101	215	46	49	95	49	22	71	5	10	15	-	-	-	-	14	18	21	-	-	-	-	-
1863-64	125	101	226	68	56	124	63	45	108	7	7	14	-	-	-	-	17	18	26	-	-	-	-	-
1864-65	117	104	221	36	46	82	58	40	98	9	3	12	-	-	-	-	16	21	26	-	-	-	-	-
1865-66	126	126	289	43	44	87	57	39	96	15	10	25	-	-	-	-	13	13	27	-	-	-	-	-
1866-67	154	134	288	68	62	130	63	65	128	10	3	13	-	-	-	-	17	17	27	-	-	-	-	-
1867-68	158	138	296	46	40	86	70	53	128	11	11	22	-	-	-	-	29	29	29	-	-	-	-	-
1868-69	171	166	337	51	56	107	73	87	160	18	14	32	-	-	-	-	48	40	29	-	-	-	-	-
1869-70	196	188	384	48	68	116	72	54	126	24	17	41	-	-	-	-	23	22	40	-	-	-	-	-
1870-71	254	216	470	87	68	155	107	102	209	16	14	30	-	-	-	-	41	41	22	-	-	-	-	-
1871-72	251	192	443	92	45	137	99	97	196	37	17	54	-	-	-	-	28	28	12	-	-	-	-	-
1872-73	209	198	407	49	49	98	72	76	148	41	21	62	-	-	-	-	33	33	33	-	-	-	-	-
1873-74	202	198	400	41	28	69	68	71	139	51	50	101	-	-	-	-	37	37	38	-	-	-	-	-
1874-75	196	166	362	55	35	90	63	82	147	31	32	63	-	-	-	-	32	32	35	-	-	-	-	-
1875-76	194	157	351	41	31	72	37	60	97	47	49	96	-	-	-	-	32	35	32	-	-	-	-	-
1876-77	177	177	354	38	34	72	58	39	97	31	43	74	-	-	-	-	45	45	45	-	-	-	-	-
1877-78	146	169	315	26	31	57	39	49	88	69	69	138	-	-	-	-	26	26	26	-	-	-	-	-
1878-79	76	71	147	33	14	47	20	25	45	16	21	37	-	-	-	-	22	22	29	-	-	-	-	-
1879-80	103	130	233	29	12	41	27	25	52	19	31	50	-	-	-	-	19	19	36	-	-	-	-	-
1880-81	145	104	219	31	25	54	33	31	64	16	13	29	-	-	-	-	30	17	17	-	-	-	-	-
1881-82	180	130	310	29	26	55	32	47	79	10	17	27	-	-	-	-	21	26	21	-	-	-	-	-
1882-83	122	153	252	33	28	61	33	37	70	19	22	41	-	-	-	-	29	29	29	-	-	-	-	-
1883-84	117	135	252	24	29	53	29	42	71	17	34	51	-	-	-	-	33	30	30	-	-	-	-	-
1884-85	170	148	318	45	29	74	31	40	71	47	31	68	-	-	-	-	29	29	39	-	-	-	-	-
Totals	7,013	6,792	13,805	2,450	2,481	4,931	1,833	1,832	3,665	1,272	1,249	2,421	4	3	7	1,065	927	1,992	927	1,065	927	1,992	927	3

28. Table showing Admissions, Discharges and Deaths, etc. — Concluded.

YEARS ENDING SEPT. 30.	REMAINING SEPT. 30 IN EACH YEAR.			AVERAGE NUMBERS RESIDENT.			PERCENTAGE OF RECOV- ERIES ON DISCHARGES. (Including Deaths.)			PERCENTAGE OF DEATHS ON AVERAGE NUMBERS.			PERCENTAGE OF DEATHS ON TOTAL NUMBERS UNDER TREATMENT.		
	Males.	Females.	Totals.	Males.	Females.	Totals.	Males.	Females.	Totals.	Males.	Females.	Totals.	Males.	Females.	Totals.
1833,	69	37	106	—	—	107	53.84	57.14	55.00	—	—	3.73	3.65	2.27	3.17
1833-34,	75	43	118	—	—	117	49.25	50.98	50.00	—	—	5.98	4.22	1.06	2.96
1834-35,	78	40	118	—	—	120	46.55	46.15	46.36	—	—	5.83	2.94	3.26	3.07
1835-36,	80	58	138	—	—	127	40.00	57.77	47.61	—	—	6.29	3.57	2.91	3.29
1836-37,	98	77	175	—	—	163	55.07	59.57	56.89	—	—	4.29	2.39	2.43	2.41
1837-38,	113	99	212	—	—	211	51.89	51.56	51.74	—	—	8.05	5.20	4.32	4.80
1838-39,	112	112	224	—	—	223	43.52	57.83	50.59	—	—	9.41	6.59	4.12	5.37
1839-40,	123	118	241	—	—	229	42.42	52.87	48.36	—	—	7.42	4.23	4.41	4.32
1840-41,	118	120	238	—	—	233	44.44	51.21	48.05	—	—	4.29	2.63	2.48	2.55
1841-42,	130	119	249	—	—	244	50.00	55.78	53.00	—	—	5.46	2.29	3.75	3.01
1842-43,	129	130	259	—	—	261	44.06	60.62	51.41	—	—	9.01	3.23	6.27	4.68
1843-44,	132	132	264	—	—	261	45.13	60.83	53.21	—	—	6.13	2.85	3.58	3.22
1844-45,	185	161	346	—	—	316	60.86	53.19	56.98	—	—	6.01	3.97	3.14	3.57
1845-46,	201	169	370	—	—	359	50.00	56.64	53.53	—	—	11.42	6.72	6.10	6.42
1846-47,	200	190	390	—	—	377	50.00	47.27	48.59	—	—	7.42	5.92	3.34	4.61
1847-48,	218	202	420	—	—	404	51.66	49.60	50.60	—	—	4.73	4.73	4.57	4.65
1848-49,	213	209	422	—	—	420	46.96	52.38	49.61	—	—	8.80	5.50	5.38	5.44
1849-50,	230	217	447	—	—	440	46.90	52.25	49.55	—	—	12.95	7.87	9.17	8.50
1850-51,	242	225	467	—	—	462	50.00	52.38	51.26	—	—	8.00	3.95	6.57	5.25
1851-52,	263	204	467	—	—	515	41.12	45.29	43.15	—	—	8.31	5.16	6.05	5.60
1852-53,	271	258	529	—	—	520	45.11	47.56	46.46	—	—	8.07	4.95	5.22	5.09
1853-54,	183	189	372	—	—	430	25.11	31.81	28.69	—	—	8.60	4.56	4.41	4.48
1854-55,	178	166	344	—	—	349	48.51	44.85	46.41	—	—	7.73	3.94	5.29	4.64

1855-56,	178	193	371	40.19	52.38	46.37	—	—	8.96	6.42	4.69	5.53
1856-57,	184	198	382	38.65	48.88	44.09	—	—	12.92	6.60	9.00	7.86
1857-58,	142	161	303	37.98	37.33	37.64	—	—	10.75	5.10	4.92	4.43
1858-59,	150	166	309	41.83	44.94	43.91	—	—	10.67	9.27	3.92	6.56
1859-60,	154	178	332	58.49	58.16	58.29	—	—	7.71	5.49	3.94	4.70
1860-61,	180	197	377	45.54	53.33	49.51	—	—	8.67	5.33	5.62	5.48
1861-62,	199	195	401	55.05	48.24	51.23	—	—	7.98	3.47	7.09	5.35
1862-63,	196	202	398	39.31	51.57	44.81	—	—	7.78	5.43	4.71	5.08
1863-64,	167	177	365	44.15	44.44	44.28	—	—	4.91	4.98	4.91	5.44
1864-65,	169	171	340	31.30	41.08	36.44	—	—	9.42	4.22	7.47	5.84
1865-66,	191	191	368	30.49	41.50	35.22	—	—	10.59	7.83	4.37	6.20
1866-67,	177	178	355	40.47	42.17	41.26	—	—	11.31	7.82	5.23	6.56
1867-68,	187	195	370	31.08	33.05	31.97	—	—	8.91	6.26	3.79	5.06
1868-69,	187	185	387	29.82	31.81	30.83	—	—	12.40	8.10	5.26	6.67
1869-70,	199	211	396	26.08	41.97	33.52	—	—	15.90	10.44	6.16	8.33
1870-71,	202	221	439	34.66	33.00	33.91	—	—	13.66	9.05	5.15	7.15
1871-72,	197	242	450	35.93	26.31	32.08	—	—	—	6.17	2.90	4.61
1872-73,	208	261	469	24.74	27.37	43.99	245.17	17.29	13.46	6.17	7.50	8.15
1873-74,	213	272	485	20.81	14.86	17.96	263.60	17.41	14.41	8.86	8.27	8.63
1874-75,	225	253	478	29.34	18.91	24.39	262.76	14.27	13.32	9.02	7.39	7.91
1875-76,	249	238	487	24.11	18.02	21.05	224.02	18.63	12.36	7.82	7.80	9.28
1876-77,	256	272	528	22.35	23.77	23.00	241.45	17.40	10.02	10.73	6.26	8.20
1877-78,	246	263	509	16.66	17.41	17.06	247.09	9.15	11.33	10.09	6.57	6.04
1878-79,	235	255	490	37.93	17.72	28.31	240.22	7.11	7.47	5.27	5.68	5.48
1879-80,	233	300	533	27.61	14.11	21.57	239.06	12.61	6.39	9.32	4.41	6.80
1880-81,	272	316	588	29.21	26.13	27.83	237.75	10.07	6.73	6.87	5.19	6.01
1881-82,	351	330	681	28.71	22.41	29.31	258.03	9.31	7.87	6.41	5.82	6.12
1882-83,	365	366	731	30.55	23.93	27.11	311.28	8.46	8.46	4.86	4.71	5.54
1883-84,	378	371	749	23.07	22.30	22.65	359.01	8.93	6.28	6.66	6.24	5.26
1884-85,	386	400	786	21.60	24.36	26.12	381.15	10.23	7.62	7.11	5.58	6.37
				383.43			381.15					

NOTE. — From 1833 to 1853 the annual reports were submitted in November or December. The total average numbers resident in this table were taken from those reports, but the results of discharges, etc., have been made to Oct. 1, and therefore will not agree with the tables in those reports.

## 29. Number of Readmissions of the same Persons and the Total Results.

NUMBER OF TIMES ADMITTED.	NUMBER OF PERSONS READMITTED.			Number of Times Recovered.	Number of Times Improved.	Number of Times not Improved.	Died.	Remaining in the Hospital.	TOTAL NUMBER OF PERSONS SHOWING THE SAME RESULTS.			Total of Recoveries.	Total Improved.	Total not Improved.	Total Died in Hospital.	Total Remaining in Hospital.
	Males.	Females.	Totals.						Males.	Females.	Totals.					
Two, . . . . .	330	383	713	2	1	1	1	1	124	148	272	544	1	1	1	1
Three, . . . . .	124	105	229	3	1	1	1	1	33	33	66	198	1	1	1	1
Four, . . . . .	57	48	105	3	1	1	1	1	27	19	46	92	1	1	1	1
				2	1	1	1	1	3	5	8	16	7	7	24	1
				2	1	1	1	1	16	8	24	48	1	1	1	1
				2	1	1	1	1	2	5	7	14	1	1	1	1
				1	1	1	1	1	13	18	31	31	1	1	1	1
				1	1	1	1	1	9	1	10	10	10	10	16	1
				1	1	1	1	1	8	8	16	16	16	16	16	1
				1	1	1	1	1	3	2	5	5	5	5	5	5
				1	1	1	1	1	2	4	6	6	6	6	6	6
				1	1	1	1	1	7	1	8	8	8	8	8	8
				1	1	1	1	1	1	1	2	2	2	2	2	2
				4	1	1	1	1	14	10	24	96	1	1	1	1
				3	1	1	1	1	11	11	22	66	22	22	22	1
				3	1	1	1	1	1	5	6	18	6	6	6	1
				3	1	1	1	1	2	2	4	12	12	12	12	1



24	4	3	2	-	-	-	-	-	-	24	14	2	2	4	2	-	8	-	-	8	3	1	3	6	4	4	1	1	-
24	8	6	2	2	2	2	8	7	1	2	4	2	1	55	32	4	20	12	12	8	9	3	2	6	4	4	2	2	2
12	4	3	2	1	1	1	8	7	1	2	4	2	1	11	8	1	5	3	4	1	3	1	1	3	2	2	1	1	1
4	-	2	1	1	-	-	5	4	-	2	1	-	-	4	7	-	3	-	3	1	3	1	-	1	-	1	-	1	-
8	4	1	1	-	1	1	3	3	1	-	3	2	1	7	1	1	2	3	1	-	-	-	1	2	2	1	1	-	1
-	-	-	-	-	1	-	-	-	-	-	1	-	1	-	-	-	1	-	-	-	-	-	-	-	-	1	-	1	-
-	1	1	1	-	1	-	-	1	1	-	-	-	-	-	-	1	-	-	-	-	-	1	-	1	-	1	-	1	-
1	1	-	2	1	1	-	1	-	1	1	2	2	-	-	1	-	-	2	1	-	-	1	-	1	-	1	1	2	-
2	1	1	1	-	-	3	2	2	1	1	1	1	-	1	-	-	2	-	1	1	3	2	2	2	2	1	1	-	-
2	2	2	2	2	2	2	1	1	1	1	1	1	1	5	4	4	4	4	3	3	3	3	2	2	2	2	2	2	2

53

28

25

Five, . . . .

29. Number of Readmissions of the same Persons and the Total Results — Continued.

NUMBER OF TIMES ADMITTED.	NUMBER OF PERSONS READMITTED.			Number of Times Recovered.	Number of Times Improved.	Number of Times not Improved.	Died.	Remaining in the Hospital.	TOTAL NUMBER OF PERSONS SHOWING THE SAME RESULTS.			Total of Recoveries.	Total Improved.	Total not Improved.	Total Died in Hospital.	Total Remaining in Hospital.
	Males.	Females.	Totals.						Males.	Females.	Totals.					
	Five — Continued,									1	4					
			1	3	—	—	—	1	—	—	—	1	3	—	—	—
			1	2	—	—	—	—	1	—	—	1	2	—	—	—
			1	—	4	—	—	—	1	—	—	1	—	4	—	—
Six, . . . . .	8	12	20	6	—	—	—	—	—	—	—	24	—	—	—	—
			5	1	—	—	—	—	1	—	—	10	—	—	—	—
			5	—	—	—	—	—	—	—	—	5	—	—	—	—
			5	—	—	—	—	—	1	—	—	10	—	—	—	—
			5	—	—	—	—	—	—	—	—	20	—	—	—	—
			4	2	—	—	—	—	—	—	—	4	—	—	—	—
			4	1	—	—	—	—	—	—	—	4	—	—	—	—
			4	—	—	—	—	—	—	—	—	4	—	—	—	—
			3	3	—	—	—	—	—	—	—	8	—	—	—	—
			3	—	—	—	—	—	—	—	—	3	—	—	—	—
			3	1	—	—	—	—	—	—	—	3	—	—	—	—
			2	3	—	—	—	—	—	—	—	2	—	—	—	—
			1	3	—	—	—	—	—	—	—	1	—	—	—	—
			1	—	2	—	—	—	—	—	—	1	—	—	—	—
Seven, . . . . .	7	6	13	7	—	—	—	—	—	—	—	7	—	—	—	—
			6	1	—	—	—	—	—	—	—	6	—	—	—	—
			6	—	—	—	—	—	—	—	—	6	—	—	—	—
			6	—	—	—	—	—	—	—	—	6	—	—	—	—
			6	—	—	—	—	—	—	—	—	12	—	—	—	—
			6	1	—	—	—	—	—	—	—	6	—	—	—	—
			6	—	—	—	—	—	—	—	—	6	—	—	—	—
			6	—	—	—	—	—	—	—	—	12	—	—	—	—
			6	—	—	—	—	—	—	—	—	6	—	—	—	—



## 29. Number of Readmissions of the same Persons and the Total Results — Concluded.

NUMBER OF TIMES ADMITTED.	NUMBER OF PERSONS READMITTED.			Number of Times Recovered.	Number of Times Improved.	Number of Times not Improved.	Died.	Remaining in the Hospital.	TOTAL NUMBER OF PERSONS SHOWING THE SAME RESULTS.			Total of Recov- eries.	Total Improved.	Total not In- proved.	Total Died in Hospital.	Total Remaining in Hospital.
	Males.	Females.	Totals.						Males.	Females.	Totals.					
Fourteen, . . . . .	1	3	4	14	1	—	—	—	1	—	1	14	—	—	—	—
				13	1	—	—	—	1	—	1	13	1	—	—	—
				11	3	—	—	—	1	—	1	11	3	—	—	—
				10	2	1	1	—	1	—	1	10	2	1	1	—
Fifteen, . . . . .	2	2	4	15	—	—	—	—	—	1	—	15	—	—	—	—
				14	1	—	—	—	1	—	—	14	1	—	—	—
				14	—	1	—	—	—	1	—	14	—	1	—	—
				10	5	—	—	—	—	—	—	10	5	—	—	—
Sixteen, . . . . .	—	1	1	12	3	—	—	1	—	—	—	12	3	—	—	—
Eighteen, . . . . .	1	1	2	16	—	1	1	—	—	—	—	16	—	1	—	—
				12	6	—	—	—	—	—	—	12	6	—	—	—
Nineteen, . . . . .	1	—	1	4	15	—	—	—	—	—	—	4	15	—	—	—
Twenty-three, . . . . .	—	1	1	22	1	—	—	—	—	—	—	22	1	—	—	—
Totals, . . . . .	569	600	1,169	—	—	—	—	—	569	600	1,169	2,350	621	214	197	74

30. *Subsequent history of 984 persons who have been discharged from the hospital as recovered on their ONLY admission or on their LAST readmission.*

	Males.	Females.	Totals.
Remained well and living at time of reply, . . . . .	102	111	213
Remained well through life, . . . . .	102	135	237
Relapsed, admitted to other hospitals and died there, . . . . .	27	24	51
Relapsed, admitted to other hospitals and discharged, . . . . .	31	30	61
Relapsed, admitted to other hospitals, and there now, . . . . .	10	18	28
Relapsed and died at home, . . . . .	48	54	102
Relapsed and died at almshouse, . . . . .	24	15	39
Relapsed and living at almshouse, . . . . .	7	3	10
Relapsed and living at home, . . . . .	17	23	40
Relapsed and nothing more known, . . . . .	6	1	7
Suicides, . . . . .	26	13	39
Relapsed and died in Andersonville prison, . . . . .	1	—	1
<b>Totals,</b> . . . . .	<b>401</b>	<b>427</b>	<b>828</b>
No information, . . . . .	—	—	156
	401	427	984

*Residence of Private Patients admitted to the Hospital from Oct. 1, 1884, to Sept. 30, 1885.*

TOWNS.	No.	TOWNS.	No.
Ayer, . . . . .	1	Natick, . . . . .	2
Boston, . . . . .	7	Paxton, . . . . .	1
Brookfield, . . . . .	1	Randolph, . . . . .	1
Carlisle, . . . . .	1	Shrewsbury, . . . . .	1
Clinton, . . . . .	2	Sudbury, . . . . .	1
Cambridge, . . . . .	1	Sutton, . . . . .	1
Framingham, . . . . .	2	Worcester, . . . . .	9
Gardner, . . . . .	2	Westborough, . . . . .	1
Grafton, . . . . .	1	Woburn, . . . . .	1
Leominster, . . . . .	4	Watertown, . . . . .	2
Leicester, . . . . .	2	Winchendon, . . . . .	1
Monson, . . . . .	1		—
Malden, . . . . .	1	<b>Total,</b> . . . . .	<b>48</b>
Northbridge, . . . . .	1		
Natives, . . . . .			40
Foreigners, . . . . .			8
<b>Total,</b> . . . . .			<b>48</b>

*Residence of Town Patients admitted to the Hospital from Oct. 1, 1884, to Sept. 30, 1885.*

TOWNS.	No.	TOWNS.	No.
Acton, . . . . .	1	Millbury, . . . . .	1
Athol, . . . . .	2	Medford, . . . . .	1
Ayer, . . . . .	1	Malden, . . . . .	1
Boston, . . . . .	5	Mendon, . . . . .	1
Brimfield, . . . . .	1	Milford, . . . . .	11
Brookline, . . . . .	1	Natick, . . . . .	4
Blackstone, . . . . .	3	Newton, . . . . .	4
Brookfield, . . . . .	1	Northbridge, . . . . .	2
Clinton, . . . . .	2	Pittsfield, . . . . .	1
Chelmsford, . . . . .	1	Rutland, . . . . .	1
Cambridge, . . . . .	1	Shrewsbury, . . . . .	2
Dracut, . . . . .	1	Spencer, . . . . .	2
Franklin, . . . . .	2	Southbridge, . . . . .	2
Frammingham, . . . . .	1	Southborough, . . . . .	2
Fitchburg, . . . . .	3	Uxbridge, . . . . .	2
Gardner, . . . . .	3	Westminster, . . . . .	2
Grafton, . . . . .	3	Watertown, . . . . .	1
Hubbardston, . . . . .	1	Waltham, . . . . .	1
Hudson, . . . . .	2	West Boylston, . . . . .	1
Holliston, . . . . .	1	Westborough, . . . . .	3
Lancaster, . . . . .	3	Wellesley, . . . . .	1
Littleton, . . . . .	1	Webster, . . . . .	2
Lowell, . . . . .	3	Woburn, . . . . .	1
Leicester, . . . . .	2	Wayland, . . . . .	1
Leverett, . . . . .	1	Worcester, . . . . .	23
Leominster, . . . . .	2		
Marlborough, . . . . .	6	Total, . . . . .	127
Natives, . . . . .			83
Foreigners, . . . . .			44
Total, . . . . .			127

*State Patients admitted to the Hospital from Oct. 1, 1884, to Sept. 30, 1885.*

Natives, . . . . .	64
Foreigners, . . . . .	79
Total, . . . . .	143

## PRODUCTS OF THE FARM

FURNISHED TO THE HOSPITAL FOR THE YEAR ENDING SEPT. 30, 1885.

---

Apples, . . . . .	548	barrels.
Asparagus, . . . . .	332	bunches.
Beans, shell, . . . . .	188	bushels.
Beans, string, . . . . .	72	bushels.
Beets, . . . . .	173	bushels.
Blackberries, . . . . .	665	quarts.
Beef, . . . . .	12,900	pounds.
Cabbage, . . . . .	21,165	pounds.
Corn, green, . . . . .	2,962	dozen.
Corn, pop, . . . . .	7	bushels.
Carrots, . . . . .	63	bushels.
Celery, . . . . .	77	dozen.
Cucumbers, . . . . .	23	dozen.
Cucumbers, pickles, . . . . .	38	bushels.
Currants, . . . . .	1,307	quarts.
Cider, . . . . .	608	gallons.
Eggs, . . . . .	519	dozen.
Egg plants, . . . . .	10	dozen.
Hay, . . . . .	36,600	pounds.
Hides, tallow, etc., cash for, . . . . .	\$180.97	
Labor, cash for, . . . . .	213.10	
Live stock, sales, etc, cash for, . . . . .	301.00	
Leeks, . . . . .	168	dozen.
Lettuce, . . . . .	316	dozen.
Melons, . . . . .	14	dozen.
Milk, . . . . .	148,801	quarts.
Okra, . . . . .	9	pecks.
Onions, . . . . .	96	bushels.
Pears, . . . . .	32	bushels.
Parsnips, . . . . .	219	bushels.
Potatoes, . . . . .	570	bushels.
Pease, green, . . . . .	121	bushels.
Peppers, . . . . .	1	bushel.
Pork, . . . . .	23,330	pounds.

Poultry, . . . . .	53	pounds.
Pigs and shotes, sold, . . . . .	97	
Rhubarb, . . . . .	4,060	pounds.
Raspberries, . . . . .	123	quarts.
Rye, . . . . .	49	bushels.
Rye straw, . . . . .	5,110	pounds.
Squash, winter, . . . . .	33,035	pounds.
Squash, summer, . . . . .	313	dozen.
Salsify, . . . . .	16	bushels.
Spinach, . . . . .	129	bushels.
Strawberries, . . . . .	3,142	quarts.
Sage, thyme, etc. . . . .	39	bushels.
Tomatoes, . . . . .	106	bushels.
Turnips, . . . . .	72	bushels.
Tools, (old) cash for, . . . . .	\$21.00	



## PRODUCTS OF THE FARM

ON HAND OCT. 1, 1885, AND NOT DELIVERED AT HOSPITAL.

---

Apples, . . . . .	40	barrels.
Apples, cider, . . . . .	100	bushels.
Barley, . . . . .	115	bushels.
Barley straw, . . . . .	5	tons.
Beans, shell, . . . . .	25	bushels.
Beets, . . . . .	175	bushels.
Beets, mangel, . . . . .	600	bushels.
Cabbage, . . . . .	2,000	heads.
Celery, . . . . .	2,500	heads.
Corn fodder, . . . . .	25	tons.
Corn, . . . . .	750	bushels.
Corn, pop, . . . . .	5	bushels.
Carrots, . . . . .	100	bushels.
Hay and rowen, . . . . .	150	tons.
Leeks, . . . . .	2,500	
Melons, . . . . .	100	
Onions, . . . . .	100	bushels.
Potatoes, . . . . .	550	bushels.
Parsley, . . . . .	5	bushels.
Peppers, . . . . .	3	bushels.
Parsnips, . . . . .	200	bushels.
Rye, . . . . .	119	bushels.
Rye straw, . . . . .	5	tons
Squash, winter, . . . . .	$\frac{1}{2}$	ton.
Salsify, . . . . .	15	bushels.
Turnips, . . . . .	5	bushels.
Tomatoes, . . . . .	100	bushels.
Pears, . . . . .	2	bushels.
Lettuce, . . . . .	200	heads.





