

THIRTY-SECOND ANNUAL REPORT

OF THE


WORCESTER STATE ASYLUM

AT

WORCESTER,

FOR THE

YEAR ENDING NOVEMBER 30, 1909.



Digitized by the Internet Archive
in 2010 with funding from
University of Massachusetts Amherst

CONTENTS.

	PAGE
REPORT OF TRUSTEES,	53
REPORT OF SUPERINTENDENT,	55
REPORT OF TREASURER,	62
STATISTICS,	71



OFFICERS OF THE ASYLUM.

TRUSTEES.


THOMAS RUSSELL,	BOSTON.
CARRIE B. HARRINGTON,	WORCESTER.
FRANCES M. LINCOLN,	WORCESTER.
SAMUEL B. WOODWARD,	WORCESTER.
GEORGE F. BLAKE,	WORCESTER.
LYMAN A. ELY,	WORCESTER.
THOMAS H. GAGE,	WORCESTER.

RESIDENT OFFICERS.

ERNEST V. SCRIBNER, M.D.,	<i>Superintendent.</i>
H. LOUIS STICK, M.D.,	<i>Assistant Physician.</i>
ARTHUR E. PATTRELL, M.D.,	<i>Assistant Physician.</i>
B. HENRY MASON, M.D.,	<i>Assistant Physician.</i>
WILLIAM T. BAILEY, M.D.,	<i>Assistant Physician.</i>
ABBIE S. FAY,	<i>Matron.</i>

NON-RESIDENT OFFICERS.

ALBERT WOOD,	<i>Treasurer.</i>
GEORGE L. CLARK,	<i>Examiner.</i>
SUSIE G. WARREN,	<i>Clerk.</i>
FREDERICK H. BAKER, M.D.,	<i>Pathologist.</i>
FOREST A. SLATER,	<i>Engineer.</i>



The Commonwealth of Massachusetts.

TRUSTEES' REPORT.

To His Excellency the Governor and the Honorable Council.

The trustees of the Worcester State Hospital, having in charge the Worcester State Asylum, respectfully submit their thirty-second annual report of the asylum, together with the reports of the superintendent and treasurer. The reports of the superintendent and treasurer are hereto annexed, and contain detailed statements of the condition and the work of the asylum in all its branches, together with the changes in the staff of the institution.

There has been no new work undertaken at the asylum this year and no appropriation will be asked therefor for the ensuing year beyond the appropriation necessary for its maintenance.

At the colony at Grafton the work of enlargement goes on. The new building for 60 excitable women has been finished and opened for use, and the others authorized last year are in process of erection. To provide for the growth of the colony the trustees ask for an appropriation of \$9,700 for a new kitchen and dining room for the No. 1 group of buildings.

During the past few years the asylum has been called upon to care for a large number of violent and excitable cases, demanding close supervision and confinement, and new buildings for their use have been constructed at the colony, but now it seems to the trustees that there is opportunity to return to the original purposes of the colony, — the care of a class of cases not needing such close supervision, who can be given work on the land and who can derive benefit therefrom, while not needing buildings of such substantial and expensive construction as the more excitable cases. To provide for such cases the trustees recom-

mend an appropriation of \$41,300 for the erection of two buildings, one for the accommodation of 50 men at the Oaks, and one for 50 women at the No. 2 group of buildings.

With the appropriation granted last year for the increase of the water supply at the colony, two lots of land have been purchased and an abundant supply of fine water has been obtained, which furnishes water enough for the needs of the colony, and is capable of increased development as these needs increase.

The work of sewage disposal under last year's appropriation is proceeding well.

The trustees desire here to express their appreciation of the faithful and efficient work of the superintendent, members of the staff and employees of the asylum during the past year.

Respectfully submitted,

THOMAS RUSSELL.
CARRIE B. HARRINGTON.
FRANCES M. LINCOLN.
SAMUEL B. WOODWARD.
GEORGE F. BLAKE.
LYMAN A. ELY.
THOMAS H. GAGE.

SUPERINTENDENT'S REPORT.

*To the Trustees of the Worcester State Hospital, having in Charge
the Worcester State Asylum.*

I respectfully present to your Board the thirty-second annual report of the superintendent of the Worcester State Asylum.

Our statistical year begins October 1 and ends September 30. On Oct. 1, 1908, 488 men and 547 women — 1,035 persons — were inmates of this institution. During the year 97 men and 69 women — 166 cases — were admitted by transfer from other institutions or from boarding out; 4 men and 5 women — 9 cases — were returned from visit, making the whole number under treatment for the year 589 men and 621 women — 1,210 cases. Of these cases, 4 men and 6 women were readmissions, leaving a total of 1,200 different persons — 585 men and 615 women. There were dismissed during the year 45 men and 37 women — 82 cases. Of this number, 1 woman recovered, 6 men and 3 women were capable of self-support, 1 man and 3 women were improved, 2 men and 2 women were not improved, and 29 men and 24 women died, leaving a total of 544 men and 584 women — 1,128 patients — remaining Sept. 30, 1909. The daily average number of patients for the statistical year was 1,062.57, as against 987.48 for the previous year. Each year shows a steady and substantial increase in numbers.

The physical condition of the persons admitted has been more unsatisfactory than usual. This is the more to be regretted as we are greatly in need of more assistance in the conduct of the various departments. When we come to consider the mental condition of the 166 persons admitted the findings are quite as unsatisfactory. More than 25 per cent. of these were cases of primary dementia, for whose recovery or even decided improvement there is slight hope. Almost as great a number, over 24 per cent., were epileptics, the majority imbecile and far gone in

dementia. Nearly 15 per cent. were cases of alcoholic insanity, perhaps in some respects more promising than the above-mentioned classes but still not encouraging. And yet in this material good undoubtedly exists, and this good it is our duty and privilege to discover and draw out in such manner as we may be able. In all but the most hopelessly demented some remnant of interest in life remains, and if we can but approach it in the right way some renewal of mental activity may be hoped for. In the majority of cases any improvement which takes place stops far short of recovery, but often results in an increased ability to enjoy life.

Of the persons discharged 1 woman recovered and was allowed to go to the home of her parents in Portugal. This case is worthy of more than passing notice, not only because of the apparently hopeless class of cases from which it sprung, but also because of the usually hopeless character of the type of disease, epileptic insanity. In this disease not only was there an abatement of the mental symptoms but a complete cessation of epileptic seizures for a long period previous to discharge. This patient had a history of frequent and prolonged epileptic seizures, usually attended by intense mental excitement, violence towards others, and the most persistent and energetic suicidal attempts which I have ever known. When this patient left the institution she was in an apparently normal mental and physical state. Such cases of recovery, after years of hospital residence, are indeed rare, but the fact that they do sometimes occur lends an added interest to the study of chronic mental conditions.

The general physical health of both patients and employees has been good. There has been no case of contagious disease during the year. The death-rate among the patients has been very small, considering the class of feeble and demented cases with which we deal. The regulation of the habits of life and the careful and systematic attention which the insane receive in our public institutions evidently tend to the prolongation of their lives, and, to my mind, account for no inconsiderable percentage of the accumulation in hospitals. Tuberculosis occasioned about 25 per cent. of all the deaths. Senility was responsible for about 12 per cent. of the mortality. This cause of death must of course become of increasing importance in

succeeding years through the operation of natural causes, as but a small percentage of our cases are discharged or transferred.

During the last year the difficulty in securing proper employees has been less than usual. This has probably been due to several causes. The general business of the country has not offered full opportunities of employment and the conditions of the service here have been improved. Some increase in compensation has also been made. All laborers, workmen and mechanics have served an eight-hour day, in accordance with the law. With the exception of the official staff and the heads of departments all other persons have been accorded a service of sixty hours per week, with one day off in every seven. This has increased in no small measure the expenses of maintenance, but I believe that adequate return has been made for the money expended, and I feel that nothing less generous should be accorded for the coming year. A steady betterment is also being made in the conditions under which our employees live. The last Legislature gave money for providing additional accommodations for employees. Three new cottages for nurses are now in process of construction and additional rooms are being finished off in existing buildings. Some of these rooms are already occupied.

The old farmhouse at our No. 1 colony serves as a general business headquarters and also provides kitchen and dining facilities for the officers and for considerable numbers of our farm help. The present quarters are taxed beyond their capacity. The present kitchen should be greatly enlarged, and an addition should be made which will provide a new dining room for the general employees. Plans have been drawn covering these requirements and a careful estimate of the cost of construction has been made. In the working out of these plans it has been possible to make provision for a few additional sleeping rooms and new toilet facilities. I recommend that your Board ask the coming Legislature for an appropriation of \$9,700 to provide for the accomplishment of this work.

Last year plans were prepared for one new building for 50 men and one for 50 women, and an appropriation for their erection was asked for. The necessity for these buildings and

the plans for their construction were approved by the State Board of Insanity, but in view of the great financial demands upon the Commonwealth at that time it was finally deemed wise to defer action on that matter. Plans and estimates covering this work are already on file with the State Board of Insanity. I recommend that your Board again ask the Legislature for the necessary authority and funds for the carrying out of these plans. The sum of \$41,300 will be necessary for the erection of these two buildings. Should this request be granted the carrying on of our colony work will be greatly facilitated. These plans call for one-story wooden buildings, with high basement, and are intended to make provision for the more quiet of our colony patients. In each case these buildings are intended as additions to already established groups. On account of economies in heating and general administration I regard it as better policy to more fully develop existing centers before we turn to the establishment of new ones.

At the time of the presentation of my last report the water supply at the colony was very short. The last Legislature granted an appropriation for the purpose of obtaining some additional source of supply and for connection with our existing service. Two lots of land have been secured, lying from one-half to three-fourths of a mile from the general colony property. From tests and examinations which have been made each one of these properties seems to control an independent source of water supply, and is so located as to be free from all danger of local contamination. The nearer supply has been developed first, and the returns have been so satisfactory that it probably will not be necessary to turn to the second source for some time to come. Ten wells have been driven on this property. A careful test conducted at the time of our greatest drought developed an apparently constant output of some 180,000 gallons per day. The State Board of Health has reported favorably on this supply as to quality, quantity and appropriateness of the source from which it is derived. A pipe line has been laid connecting these wells with our old system, and a temporary pump is already delivering water from the new source. The work of erecting a substantial pump house and the installation of permanent pumps will be pushed to as rapid completion as possible.

The property where this water supply has been developed consists of a farm of some 113 acres of land, with a fairly good house and barn. The house is already occupied by one of our employees with his family, and the barn is utilized for the care of some of our growing young stock. The farm can be made a good hay producer, and is a substantial addition to our colony lands, aside from its value as a water producer.

The work on our sewage-disposal plant is being steadily prosecuted. The construction of the filter beds is being done by contract. The completion of the pipe lines connecting with these filter beds is being accomplished by our own employees and teams with considerable assistance from patients. This whole work will be pushed to as early completion as possible.

Work on the service building at the women's group, the erection of which was authorized by the last Legislature, is progressing satisfactorily. Steam heat will soon be in the building, which will enable the work of interior finishing to continue without interruption. This building will probably be ready for use at an earlier date than called for in the contract.

The building for 60 women has been completed and named the Larches, and is now occupied. This building seems well adapted to our uses. It has a large, dry and well-lighted basement, and being located near our power house and laundry offers excellent opportunity for the establishment of various industrial operations suited to women patients.

An attempt has been made at our colony during the past year to interest some of our female patients in out-of-door work. This effort has met with a reasonable measure of success. A crew of working women has taken care of the grounds at the women's group, and has done considerable work in the weeding and hoeing of our gardens and other light agricultural work suited to a woman's strength. As all of our already developed workers were fully employed in the different departments, this out-of-door crew was largely recruited from patients who have formerly sat around the house and done very little or nothing at all. Particular attention has been paid to getting out the noisy and troublesome patients. This practice has the effect of making this special outside crew less in numbers, but it has relieved the wards of some of its noisy and turbulent women, and in most

instances with marked benefit to the patients. The measure of success in this work has not been so much the amount of labor accomplished as the numbers of patients who have been taken out and led back into habits of industry. As the winter is closing in this same working crew is undertaking the cane seating of chairs, to occupy that time when it does not seem suitable for them to engage in out-of-door work. Already some fairly creditable work has been done by some quite unpromising patients. It is proposed to introduce other industries as time and opportunity admit. Considerable numbers of male patients, both at the asylum and at the colony, have been constantly employed in the various departments and in out-of-door work, with profit to themselves and to the institution. Here, again, as with the women, special effort has been made to interest and employ the excited and incorrigible. Encouraging results have been obtained. The asylum is seriously handicapped so far as good working patients are concerned, because its inmates are all received by transfer from other institutions, and of course the best workers are retained where first admitted.

There has been but one change in the official staff. Dr. R. C. Kell resigned his position to accept a position in a Pennsylvania institution. Dr. William T. Bailey was appointed to fill the position made vacant.

Officers and employees have, as a whole, united in rendering an efficient service, which has made possible any measure of success which may have been attained. I wish to acknowledge my indebtedness to them.

Thanks are due to the publishers of the "Worcester Evening Gazette" for a copy of their paper. The Hospital Newspaper Society has furnished us with a generous supply of books and papers. I wish also to thank the Worcester Employment Society for the great amount of sewing which has been done for the institution.

E. V. SCRIBNER,

Superintendent.

OFFICERS AND THEIR SALARIES.

ERNEST V. SCRIBNER, M.D., <i>Superintendent</i> ,	\$3,000 00
H. LOUIS STICK, M.D., <i>Assistant Physician</i> ,	1,600 00
ARTHUR E. PATTRELL, M.D., <i>Assistant Physician</i> ,	1,200 00
B. HENRY MASON, M.D., <i>Assistant Physician</i> ,	1,000 00
WILLIAM T. BAILEY, M.D., <i>Assistant Physician</i> ,	800 00
FREDERICK H. BAKER, M.D., <i>Pathologist</i> ,	100 00
ABBIE S. FAY, <i>Matron</i> ,	800 00
ALBERT WOOD, <i>Treasurer</i> ,	400 00
GEORGE L. CLARK, <i>Examiner</i> ,	50 00
SUSIE G. WARREN, <i>Clerk</i> ,	750 00
FOREST A. SLATER, <i>Engineer</i> ,	1,000 00

VALUE OF STOCK AND SUPPLIES

DEC. 1, 1909.

Live stock,	\$14,330 00
Produce of farm on hand,	3,600 89
Carriages and agricultural implements,	5,052 49
Machinery and mechanical fixtures,	46,051 82
Beds and bedding in inmates' department,	28,688 03
Other furniture in inmates' department,	11,402 15
Personal property of State in superintendent's department,	10,000 00
Ready-made clothing,	5,102 31
Dry goods,	1,191 95
Provisions and groceries,	8,706 18
Drugs and medicines,	600 00
Fuel,	6,217 70
Library,	1,365 00
Other supplies undistributed,	4,806 50
	\$147,115 02

TREASURER'S REPORT.

To the Trustees of the Worcester State Hospital, acting for the
Worcester State Asylum.

I respectfully submit the following report of the finances of this institution for the fiscal year ending Nov. 30, 1909:—

CASH ACCOUNT.		
Balance Dec. 1, 1908,	\$4,000 00
<i>Receipts.</i>		
<i>Institution Receipts.</i>		
Board of inmates:—		
Reimbursements,	\$5,219 31
Salaries, wages and labor:—		
Wages not called for,	21 85
Sales:—		
Food,	\$105 84
Clothing and materials,	240 14
Furnishings,	1 25
Repairs and improvements,	8 80
Miscellaneous,	224 79
	—————	580 82
Farm, stable and grounds:—		
Cows and calves,	\$62 00
Hides,	18 12
	—————	80 12
Miscellaneous receipts:—		
Interest on bank balances,	\$133 84
Sundries,	2 05
	—————	135 89
		—————
		6,037 99
<i>Receipts from Treasury of Commonwealth.</i>		
Maintenance appropriations:—		
Balance of 1908,	\$7,844 54
Advance money,	15,000 00
Approved schedules of 1909,	228,354 80
	—————	251,199 34
Special appropriations,	70,402 91
		—————
Total,	\$331,640 24

Payments.

To treasury of Commonwealth, institution receipts,	\$6,037 99	
Maintenance appropriations: —		
Balance November schedule, 1908,	11,844 54	
Eleven months' schedules, 1909,	228,354 80	
November advances,	13,057 64	
	<hr/>	\$259,294 97
Special appropriations: —		
Approved schedules,	\$70,402 91	
November advances,	205 95	
	<hr/>	70,608 86
Balance Nov. 30, 1909: —		
In bank,	\$705 97	
In office,	1,030 44	
	<hr/>	1,736 41
Total,		<hr/> \$331,640 24

MAINTENANCE.

Appropriation,	\$258,000 00
Expenses (as analyzed below),	254,594 45
	<hr/>
Balance reverting to treasury of Commonwealth,	\$3,405 55

Analysis of Expenses.

Salaries, wages and labor: —	
General administration,	\$28,680 50
Medical service,	8,417 68
Ward service (male),	17,937 69
Ward service (female),	15,599 82
Repairs and improvements,	14,672 32
Farm, stable and grounds,	15,018 72
	<hr/>
	\$100,326 73
Food: —	
Butter,	\$11,570 95
Beans,	957 60
Bread and crackers,	530 60
Cereals, rice, meal, etc.,	1,381 42
Cheese,	793 51
Eggs,	2,032 21
Flour,	12,142 95
Fish,	1,886 98
Fruit (dried and fresh),	2,683 52
Meats,	15,992 93
Milk,	360 11
Molasses and syrup,	361 95
Sugar,	2,991 72
Tea, coffee, broma and cocoa,	1,841 94
Vegetables,	5,890 89
Sundries,	1,721 76
	<hr/>
	63,141 04
<i>Amount carried forward,</i>	<hr/> \$163,467 77

<i>Amount brought forward,</i>			\$163,467 77
Clothing and materials: —			
Boots, shoes and rubbers,		\$1,644 68	
Clothing,		8,387 53	
Dry goods for clothing and small wares,		1,350 90	
Furnishing goods,		191 06	
Hats and caps,		114 69	
Leather and shoe findings,		118 54	
Sundries,		238 48	
			12,045 88
Furnishings: —			
Beds, bedding, table linen, etc.,		\$7,016 72	
Brushes, brooms,		516 15	
Carpets, rugs, etc.,		299 21	
Crockery, glassware, cutlery, etc.,		795 78	
Furniture and upholstery,		968 13	
Kitchen furnishings,		646 33	
Wooden ware, buckets, pails, etc.,		112 67	
Sundries,		2,022 53	
			12,377 52
Heat, light and power: —			
Coal,		\$18,490 87	
Freight on coal,		4,753 62	
Gas,		11 41	
Oil,		270 14	
Sundries,		1,483 13	
			25,009 17
Repairs and improvements: —			
Brick,		\$138 31	
Cement, lime and plaster,		361 26	
Electrical work and supplies,		623 86	
Hardware,		1,963 83	
Lumber,		1,820 59	
Machinery, etc.,		412 60	
Paints, oil, glass, etc.,		2,223 97	
Plumbing, steam fitting and supplies,		2,109 94	
Roofing and materials,		323 55	
Sundries,		1,182 98	
			11,160 89
Farm, stable and grounds: —			
Blacksmith and supplies,		\$520 04	
Carriages, wagons, etc., and repairs,		1,387 78	
Fertilizers, vines, seeds, etc.,		1,952 79	
Hay, grain, etc.,		12,599 23	
Harnesses and repairs,		242 08	
Horses,		535 00	
Cows,		392 00	
Other live stock,		131 50	
Tools, farm machines, etc.,		322 39	
Sundries,		1,027 62	
			19,110 43
Miscellaneous: —			
Books, periodicals, etc.,		\$398 80	
Chapel services and entertainments,		774 30	
<i>Amounts carried forward,</i>		\$1,173 10	\$243,171 66

<i>Amounts brought forward,</i>	\$1,173 10	\$243,171 66
Miscellaneous — <i>Con.</i>		
Freight, expressage and transportation,	1,300 51	
Funeral expenses,	289 00	
Hose, etc.,	85 16	
Ice,	103 90	
Medicines and hospital supplies,	1,400 68	
Medical attendance, nurses, etc. (extra),	78 00	
Postage,	197 55	
Printing and printing supplies,	5 08	
Return of runaways,	27 33	
Soap and laundry supplies,	2,558 41	
Stationery and office supplies,	577 85	
Travel and expenses (officials),	137 97	
Telephone and telegraph,	452 37	
Tobacco,	554 01	
Water,	1,581 08	
Sundries,	900 79	
		11,422 79
Total expenses for maintenance,		\$254,594 45
SPECIAL APPROPRIATIONS.		
Balance Dec. 1, 1908,		\$49,911 55
Appropriations for fiscal year,		76,000 00
Total,		\$125,911 55
Expended during the year (see statement annexed),	\$70,402 91	
Reverting to treasury of Commonwealth,	10 92	
		70,413 83
Balance Nov. 30, 1909,		\$55,497 72

RESOURCES AND LIABILITIES.

Resources.

Cash on hand,	\$1,736 41	
November cash vouchers (paid from advance money),	13,263 59	
Due from treasury of Commonwealth account		
November, 1909, schedule,	11,239 65	
		\$26,239 65

Liabilities.

Schedule of November bills,		\$26,239 65
-----------------------------	--	-------------

Special Appropriations.

OBJECT.	Act or Resolve.	Whole Amount.	Expended during Fiscal Year.	Expended to Date.	Balance at End of Year.
Sewage disposal,	Acts 1907, chap. 88,	\$2,000 00	\$1,291 00	\$1,999 20	\$0 80 ¹
Water supply,	Acts 1907, chap. 88,	5,500 00	4,082 06	5,497 18	2 82 ¹
Building for 60 women,	Acts 1908, chap. 146,	50,000 00	34,247 54	47,889 19	2,110 81
Furnishings for employees, etc.,	Acts 1908, chap. 146,	4,500 00	2,340 48	4,494 84	5 16 ¹
Silos and extending electric service,	Acts 1908, chap. 146,	2,400 00	797 09	1,736 81	663 19
Sewerage and water system,	Acts 1908, chap. 146,	6,000 00	4,368 46	5,997 86	2 14 ¹
Dining room and service building,	Acts 1909, chap. 522,	35,000 00	10,879 19	10,879 19	24,120 81
Houses for employees,	Acts 1909, chap. 522,	18,000 00	1,839 05	1,839 05	16,160 95
Sewage disposal,	Acts 1909, chap. 522,	7,000 00	800 00	800 00	6,200 00
Repairs and waiting stations,	Acts 1909, chap. 522,	3,500 00	2,450 44	2,450 44	1,049 56
Water supply,	Acts 1909, chap. 522,	12,500 00	7,307 60	7,307 60	5,192 40
		\$146,400 00	\$70,402 91	\$90,891 36	\$55,497 72

¹ Reverting to Treasury of Commonwealth.

Respectfully submitted,

ALBERT WOOD,

Treasurer.

Examined and found correct as compared with the records in the office of the Auditor of the Commonwealth.

WARREN A. MERRILL,

Assistant Supervisor of Accounts.

INMATES' FUND.

Cash on hand Dec. 1, 1908,		\$2,903 64
Received from inmates,	\$858 48	
interest, national bank,	13 54	
interest, savings bank,	66 00	
	938 02	
		\$3,841 66
Cash refunded patients,	\$540 83	
Interest paid State Treasurer,	22 00	
	562 83	
Balance (savings bank, \$2,200; national bank, \$1,002.29; drawer, \$76.54),		\$3,278 83

WORCESTER, Dec. 13, 1909.

I hereby certify that I have made a monthly examination of all bills and pay rolls representing the current expenses of the Worcester State Asylum for the year ending Nov. 30, 1909 (\$254,594.45), and have found them properly scheduled and correctly cast.

I also find in the hands of the treasurer \$3,278.83 belonging to patients.


GEO. L. CLARK,

Examiner.



STATISTICAL TABLES.

[FORM PRESCRIBED BY STATE BOARD OF INSANITY.]



STATISTICAL TABLES.

1. — General Statistics of the Year.

	INSANE.		
	Males.	Females.	Total.
Patients in asylum Oct. 1, 1908,	488	547	1,035
Admitted within the year,	101	74	175
Viz.: by transfer,	97	69	166
from visit,	—	—	—
from visit, nominally,	4	5	9
Whole number of cases in year,	589	621	1,210
Dismissed within the year,	45	37	82
Discharged,	8	9	17
Viz.: as recovered at time of leaving asylum,	—	1	1
as capable of self-support,	5	3	8
as improved,	1	3	4
as not improved,	2	2	4
Died,	29	24	53
Transferred,	3	2	5
Escaped,	2	—	2
On visit Oct. 1, 1909,	3	2	5
Patients remaining Sept. 30, 1909,	544	584	1,128
Viz.: supported as State patients,	532	571	1,103
as private patients,	—	—	—
as reimbursing patients,	12	13	25
Number of different persons within the year,	585	615	1,200
Number of different persons admitted,	97	69	166
Number of different persons dismissed,	41	32	73
Number of different persons recovered,	—	1	1
Number of different persons discharged ca- pable of self-support,	5	3	8
Daily average number of patients,	492.62	569.95	1,062.57
Viz.: State patients,	477.47	553.87	1,031.34
private patients,	—	—	—
reimbursing patients,	15.15	16.08	31.23

2. — *Received on First and Subsequent Admissions.*

NUMBER OF ADMISSIONS.	CASES ADMITTED.		
	Males.	Females.	Total.
First (to this asylum),	96	67	163
Second (to this asylum),	1	2	3
Third (to this asylum),	—	—	—
Total cases,	97	69	166
Total persons,	97	69	166

3. — *Ages of Insane at First Attack and Death.*

	DIED.					
	AT FIRST ATTACK.			AT TIME OF DEATH.		
	Males.	Females.	Totals.	Males.	Females.	Totals.
Congenital,	—	1	1	—	—	—
15 years and less,	—	—	—	—	—	—
From 15 to 20 years,	1	—	1	—	—	—
20 to 25 years,	2	2	4	—	—	—
25 to 30 years,	4	4	8	1	—	1
30 to 35 years,	2	2	4	2	1	3
35 to 40 years,	5	1	6	2	2	4
40 to 50 years,	4	4	8	8	2	10
50 to 60 years,	4	2	6	11	8	19
60 to 70 years,	—	1	1	5	5	10
70 to 80 years,	—	—	—	—	4	4
Over 80 years,	—	—	—	—	2	2
Unknown,	7	7	14	—	—	—
Totals,	29	24	53	29	24	53
Total persons,	29	24	53	29	24	53
Mean known ages (in years),	36.45	42.05	36.33	48.34	59.70	53.67

4. — Form of Mental Diseases in Patients admitted or discharged, with their Condition on Discharge, or Death.

FORM OF DISEASE.	ADMITTED.		RECOVERED.			CAPABLE OF SELF-SUPPORT.			DISCHARGED.			DIED.		TOTAL DISCHARGES AND DEATHS.		
	Males.	Females.	Totals.	Males.	Females.	Totals.	Males.	Females.	Totals.	Males.	Females.	Totals.	Males.	Females.	Totals.	
A. — First admitted to any hospital when received by institution from which transferred:—																
Alcoholic insanity, acute.	9	3	12	—	—	—	—	—	—	—	—	—	5	1	6	3
Alcoholic insanity, chronic.	6	6	12	—	—	—	—	—	—	—	—	—	1	2	3	8
Chronic delusional insanity.	—	—	—	1	1	2	—	—	—	—	—	—	—	—	—	1
Chmaeric insanity.	—	4	4	—	—	—	—	—	—	—	—	—	—	—	—	4
Constitutional inferiority with dementia.	11	17	28	2	1	3	1	1	2	4	2	6	1	3	4	12
Dementia, primary.	—	4	4	—	—	—	—	—	—	—	—	—	1	2	3	4
Dementia, chronic.	2	4	6	—	—	—	—	—	—	—	—	—	—	—	—	6
Dementia, organic.	1	1	2	—	—	—	—	—	—	—	—	—	—	—	—	2
Dementia, senile.	2	—	2	—	—	—	—	—	—	—	—	—	—	—	—	2
Dementia, primary, paranoid form.	2	—	2	—	—	—	—	—	—	—	—	—	—	—	—	2
Epilepsy.	2	—	2	—	—	—	—	—	—	—	—	—	—	—	—	2
General paresis.	2	—	2	—	—	—	—	—	—	—	—	—	—	—	—	2
Idiots.	—	—	—	1	1	2	—	—	—	—	—	—	—	—	—	2
Imbecile.	—	—	—	—	—	—	—	—	—	—	—	—	—	—	—	—
Imbecile, with dementia.	1	1	2	—	—	—	—	—	—	—	—	—	—	—	—	2
Involunt psychosis, melancholia.	2	3	5	—	—	—	—	—	—	—	—	—	1	1	2	3
Manic-depressive insanity, mixed form.	—	—	—	—	—	—	—	—	—	—	—	—	—	—	—	—
Toxic insanity.	1	—	1	—	—	—	—	—	—	—	—	—	—	—	—	1
Totals A.	39	41	80	4	3	7	1	1	2	2	1	3	22	10	32	44

4. — *Form of Mental Diseases in Patients admitted or discharged, with their Condition on Discharge, or Death — Concluded.*

FORM OF DISEASE.	ADMITTED.			DISCHARGED.						DIED.		TOTAL DISCHARGES AND DEATHS.		
	Males.	Females.	Totals.	RECOVERED.		CAPABLE OF SELF-SUPPORT.		IMPROVED.		NOT IMPROVED.		Males.	Females.	Totals.
				Males.	Females.	Males.	Females.	Males.	Females.	Males.	Females.			
B. — All other admissions: —														
Alcoholic insanity, acute,	5	6	11	—	—	—	—	—	—	—	—	1	—	1
Alcoholic insanity, chronic,	1	—	1	—	—	—	—	—	—	—	—	—	—	—
Arteriosclerosis, epilepsy,	1	1	2	—	—	—	—	—	—	—	—	—	—	—
Chronic delusional insanity,	—	2	2	—	—	—	—	—	—	—	—	—	—	—
Constitutional inferiority, hysterical epilepsy,	3	—	3	—	—	—	—	—	—	—	—	—	—	—
Constitutional inferiority, with dementia,	8	7	15	—	—	—	—	—	—	—	—	—	—	—
Dementia, primary,	1	2	3	—	—	—	—	—	—	—	—	—	—	—
Dementia, chronic,	2	—	2	—	—	—	—	—	—	—	—	—	—	—
Dementia, organic,	2	3	5	—	—	—	—	—	—	—	—	—	—	—
Dementia, senile,	13	13	26	—	—	—	—	—	—	—	—	—	—	—
Epilepsy,	3	1	4	—	—	—	—	—	—	—	—	—	—	—
Epilepsy, with dementia,	2	1	3	—	—	—	—	—	—	—	—	—	—	—
General paresis,	2	—	2	—	—	—	—	—	—	—	—	—	—	—
Idiot, with epilepsy,	2	2	4	—	—	—	—	—	—	—	—	—	—	—
Imbecile with dementia,	13	—	13	—	—	—	—	—	—	—	—	—	—	—
Imbecile with epilepsy,	2	—	2	—	—	—	—	—	—	—	—	—	—	—
Infantile paralysis with epilepsy,	1	3	4	—	—	—	—	—	—	—	—	—	—	—
Manic-depressive insanity, mixed form,	—	1	1	—	—	—	—	—	—	—	—	—	—	—
Manic-depressive insanity, maniacal form,	—	1	1	—	—	—	—	—	—	—	—	—	—	—
Totals B,	58	28	86	—	1	1	—	2	2	—	1	7	14	21
Aggregate cases,	97	69	166	—	1	1	5	3	4	2	2	29	24	53
Aggregate persons,	97	69	166	—	1	1	5	3	4	2	2	29	24	53

Aggregate cases,


Aggregate persons,


5. — Discharges of the Insane, classified by Admission and Results, and Deaths.

NUMBER OF ADMISSION.	RECOVERED.			CAPABLE OF SELF-SUPPORT.			IMPROVED.			NOT IMPROVED.			DIED.			TOTALS.		
	Males.	Females.	Totals.	Males.	Females.	Totals.	Males.	Females.	Totals.	Males.	Females.	Totals.	Males.	Females.	Totals.	Males.	Females.	Totals.
First,	—	1	1	5	3	8	1	3	4	2	2	4	29	24	53	37	33	70
Second,	—	—	—	—	—	—	—	—	—	—	—	—	—	—	—	—	—	—
Third,	—	—	—	—	—	—	—	—	—	—	—	—	—	—	—	—	—	—
Total cases,	—	1	1	5	3	8	1	3	4	2	2	4	29	24	53	37	33	70
Total persons first admitted to any hospital when received by institution from which transferred,	—	—	—	4	3	7	1	1	2	2	1	3	22	10	32	29	15	44

7. — Duration of Mental Disease and its Treatment in Patients who recovered or died.

PERIOD.	FIRST ADMITTED TO ANY HOSPITAL WHEN RECEIVED BY INSTITUTION FROM WHICH TRANSFERRED.						ALL OTHER ADMISSIONS.								
	DURATION BEFORE ADMISSION.			HOSPITAL RESIDENCE.			WHOLE DURATION.			WHOLE KNOWN PERIOD OF MENTAL DISEASE.			WHOLE KNOWN PERIOD OF HOSPITAL RESIDENCE.		
	Males.	Females.	Totals.	Males.	Females.	Totals.	Males.	Females.	Totals.	Males.	Females.	Totals.	Males.	Females.	Totals.
A. — Recovered: —															
From 10 to 20 years,	-	-	-	-	-	-	-	-	-	-	-	-	-	-	-
Totals,	-	-	-	-	-	-	-	-	-	-	-	-	-	-	-
B. — Died: —															
Under 1 month,	4	2	6	-	-	-	-	-	-	-	-	-	-	-	-
From 1 to 3 months,	1	1	2	-	-	-	-	-	-	-	-	-	-	-	-
3 to 6 months,	1	1	2	-	-	-	-	-	-	-	-	-	-	-	-
6 to 12 months,	2	-	2	1	1	2	1	1	2	2	2	2	1	1	2
1 to 2 years,	4	1	5	5	1	6	3	1	4	4	4	2	2	3	5
2 to 5 years,	4	2	6	7	2	9	3	1	4	10	6	4	1	1	5
5 to 10 years,	-	1	1	5	5	10	4	4	8	2	2	4	7	6	13
10 to 20 years,	1	-	1	3	1	4	4	2	6	6	2	7	2	6	8
Totals,	17	8	25	22	10	32	17	8	25	4	11	15	6	14	20
Unknown,	5	2	7	-	-	-	5	2	7	3	3	6	1	-	1
Totals,	22	10	32	22	10	32	22	10	32	7	14	21	7	14	21
Average of known cases (in months),	34.25	17.12	27.40	124.59	136.60	128.34	169.31	171.75	163.44	209.00	342.72	320.40	173.66	208.70	195.40





DEC 2 1925

