

OCTOBER, 1895.

\$1.20 per Year  
Price, 10 Cents

GV 1139


.F83

Copy 1

# Balding's

## ATHLETIC LIBRARY

# BAG PUNCHING



PUBLISHED BY THE  
**AMERICAN SPORTS PUBLISHING CO.**

241 BROADWAY, NEW YORK

*Entered at the New York Post Office, N. Y., as Second Class Matter.*

...SPALDING'S...  
Illustrated Catalogue

...OF...



..BASE BALL

BICYCLE SUNDRIES,  
Lawn Tennis, Golf, Athletic Goods.

UNIFORMS AND ACCESSORIES FOR ALL

Spring and Summer Sports.

Handsomely and profusely illustrated, the recognized authority for standard goods, and the most complete catalogue of its kind published. Mailed free to any address.

**A. G. SPALDING & BROS.,**

*126-130 Nassau St., New York.*

*147 and 149 Wabash Avenue,  
Chicago.*


*1216 Chestnut Street,  
Philadelphia.*

# Bag Punching.

BY

JULES FRANKS,

*Champion Bag Puncher of America.*



FULLY ILLUSTRATED WITH ENGRAVINGS SHOW-  
ING CORRECT ATTITUDES.

15  
955

54184

aa'


---

PUBLISHED BY THE  
AMERICAN SPORTS PUBLISHING COMPANY,  
241 BROADWAY, NEW YORK.


---

ENTERED ACCORDING TO ACT OF CONGRESS, IN THE YEAR 1895. BY  
THE AMERICAN SPORTS PUBLISHING CO.,  
IN THE OFFICE OF THE LIBRARIAN OF CONGRESS, AT WASHINGTON.

---




No. 1.



No. 2.

## Bag Punching.

Every sport has its utility. Swimming, Rowing, Track Athletics, Foot Ball and Boxing have their unquestioned advantages, and each contribute in different forms a benefit to the human physique. But while these sports develop the muscle and invigorate those that indulge in them, the accidents and mishaps attendant on them partly counterbalance the good to be derived. The footballist is more often laid up with shattered limbs than playing on the foot ball field ; the track athlete is a study in bandages and plasters all the year round and his ruptures and strains an unending theme ; the swimmer and oarsman, although never in position to suffer any violent wrench, are momentarily apt to furnish a sensational fatality story, and finally the devotee of the manly art is universally decorated




No. 3.



with the escutcheon of his calling—a battered physiognomy.

But the exercise in which are constituted all the promulgated benefits of field sports, aquatics and boxing, without incurring any of their dangerous features, is the simple calisthenic of “Punching the Bag.” This pastime consists in hitting an inflated leather bag about the size of an Association football with the naked fists or with gloves manufactured for the purpose. To such a pitch of popularity has the game now reached that it has become a recognized fad among professional boxers, and the indulgence in the exercise, too, among people in general who want an appliance for home training is gaining general favor and making rapid advances.

And here a word of advice might be offered to those who are desirous of procuring the necessary apparatus for fixing a bag in their own homes. As might naturally be expected at first sight, the cost of a bag and ceiling would appear to be very great, but for a few dollars anyone can comfortably provide himself with a bag and striking gloves should he need them. A punching bag that seems to meet all requirements is the A. G. Spalding No. 18. It is the one endorsed by Corbett and Fitzsimmons, and their testimony ought to be a sufficient guarantee of its qualities. Its cost is \$10.00, but a capital one can be had for just half the money. Another style is the double




No. 4.

end and a good one can be had for \$4.00. A very fine pair of striking gloves can be purchased for \$2.50. They are a great protective for the hands, and beginners should at all times use them.

As an exercise, punching the bag is very fascinating. There is a wonderful temptation even in the very appearance of the ball as it hangs suspended in the air, because no matter how weak the physique or imagination the most puerile cannot fail for a moment to fancy himself facing an antagonist, and will immediately start to put his powers into execution and drive viciously at the leather sphere.

To the professional and amateur athlete, especially the ambitious boxer, this form of exercise is by no means easy of attainment, and it requires careful study and plenty of work to become proficient. All the noted boxers pride themselves on their skill as bag punchers. Corbett, Fitzsimmons, Choyinski, Ryan, Dixon, Plimmer, Smith and Barry assert superiority over each other and claim to be the originator of the different methods of hitting.

Like most of its contemporaneous relatives, the early history of this pastime is shrouded in mystery and the real originator of the game will never be known. The English boxers of a few generations ago were familiar with a bag, an article about




No. 5.

the size of a man. This affair was usually swung from the crossbeam of a barn or other roomy edifice. It generally weighed about sixty pounds—a horseskin wallet filled with bricks, old horseshoes and the like.

The Americans used a modified form. During the fighting days of Arthur Chambers, Billy Edwards and Billy Madden, Arthur Chambers had one in his Philadelphia gymnasium, but, like its British predecessor, the workmanship was crude and the exercise attained did not cause any amount of comment or lead anyone to believe that it would one day become the peer of all indoor exercises. This was during the Centennial of 1876.

In all public gymnasiums during that period the twelve, fifteen and thirty pound bags, made of canvas and stuffed with chamois, oakum and excelsior were sometimes used. They were generally suspended from beams about twelve or fourteen feet high and any one who could knock them over the beam earned the reputation of a hard puncher. Apropos of this a story is told of John C. Heenan. The great fighter was traveling around England and was then but in poor condition from the effects of high living and other luxuries. He chanced to ramble into the old gymnasium at Oxford college, England, where an old-time bag was hanging. Some of the students recognizing the Benecia boy, asked him to give the bumper a



No. 6.


shot, and the once king of the prize ring quickly removed his silk coat and squared off before the bundle. After tapping it a few times to limber up he let fly at the bag. The whack it received resounded through the building and the bag sailed twice around the crossbeam before the sound of the punch died away.

But this style of bag proved the most dangerous appliance in the gymnasium, for anyone who had not the proper idea of punching surely came to grief by spraining their wrist.

However, as time wore on, the prize ring was undergoing a revolution, but no one seemed to pay attention to the punching bag until, in a moment of sublime reverie, Professor Mike Donovan, of the New York Athletic Club, thought a lively leather bag was the thing, and to the genius of the genial professor the followers of fistic science are indebted for the punching bag.

In 1876 Donovan was training for his fight with McClelland for the middleweight championship of America at San Francisco, and as a part of his exercise used the punching bag. There were no India rubber bladders in those days and Mike kept his trainers busy securing cow bladders from the slaughter houses in the vicinity of Frisco.

Cook made bags of calf and sheepskin, round and pear shaped. He used rubber bladders and his bags became popular.




No. 7.



John Rumsey, of Cleveland, Ohio, manufactured a double end bag. It was oblong in shape, made of fancy canvas and attached to the floor and ceiling. The attachment from floor to bag was of rubber and from bag to ceiling common rope, so that the bag could be lowered or raised to suit the trainee. Of course there have been a great many improvements in the composition of the ball. The contrast and result of the heavy bag of the old days and the late improved style is great. The new one makes a man quick while the old one made a man slow. If you do not guard or duck with the one of to-day you are liable to get countered, for they are quicker than nine-tenths of the men of the present day.

There is a secret in bag making like everything else, and out of the number who have tried but very few have been successful. Only selected skins can be used and only the choicest part. The leather is cut on forms, after being thoroughly stretched, and the grain of the leather should all run one way. This will ensure a uniform roundness and the stitches will draw out evenly after the bladder is inflated.



No. 8.

## A CORRECT METHOD OF STRIKING AND THE DIFFERENT POSITIONS THOROUGHLY EXPLAINED.

---

Regarding the best method of punching the bag, Mr. Jules Franks, the acknowledged champion bag puncher of America, kindly allowed himself to be photographed and the accompanying cuts are strongly recommended to all who care to be proficient in the art. To boxers these attitudes should be of the most vital interest.

Professor Donovan says : "The most important thing is the punching ball ; practising with it quickens the eyes, develops the hitting muscles and makes a man a two-handed hitter. Punch it as much as possible alternately with left and right ; this style of hitting is good practice for two-handed in-fighting, and two hands are always better than one.

"By frequently using the bare knuckles on the ball it will harden the hands and give you a greater variety of blows, I



No.9.


regard the punching ball as the most valuable mechanical assistance to a fighter in training."

#### No. 1.

The first position in punching the bag should be much the same as in sparring. The centre of the ball should be a little below the level of the eyes and the distance from the loop of the ball should not be more than three feet; any greater length makes too much swing.

#### No. 2.—LEFT LEAD.

Step forward with the left foot and instantly strike out straight from the shoulder with your left hand, aiming for the centre of the ball and throwing the weight of the body into the blow. In striking thus turn your head slightly to the right and hold your right forearm across the breast a little below the nipples. Avoid a counter from the bag. Be careful and avoid all slapping and do not strike at the ball in a downward direction, as such motions only shorten your reach, gives an unpleasant twang to the elbow and lessens the force of your blow. Do not miscalculate the distance and overbalance your-



No. 10.

self, and after delivering the blow spring quickly back into position, guarding yourself at the same instant and repeat the lead.

### No. 3.—RIGHT LEAD.

Face the bag as you would an opponent, at about the distance you could land effectively. Strike out and step in slightly with your left foot and throw all your weight into the blow. Duck your head slightly to the left to avoid counter and immediately spring into position again.

### No. 4.—RIGHT HALF ARM SWING.

Step to your left from the regular position with your left foot, bending both knees and twist your body, throwing all the weight you are capable of in the one direction, and make as near a one movement of it as possible. In executing the blow you follow on a direct line with your left foot and place the left hand in such a position as to guard the face, which should be bent toward the left shoulder.



; No. 11.



## No. 5.—LEFT SWING.

Hold yourself well together, keeping your left arm well back, spring quickly forward on the left foot and swing your left with a half circular motion and a swing of the body, and pivot on the balls of both feet, and, at the same time duck your head well to the right.

## No. 6.—RIGHT SHIFT—LEFT SWING.

This blow is delivered after stepping out of the regular position. With the right foot swing the arm and body in one move.

## No. 7.

Duck or side step after swinging the left. After gaining position instead of repeating the blow, simply step forward slightly to the right with the left foot. Duck and throw your head out of harm's way. This is a good move to make one shifty and should be practised as much as possible.

## Nos. 8 AND 9.

Continuous elbow and short arm swings. This is one of the best movements for developing the shoulders and back. Stand



No. 12.

directly under the bag and hit it with the right elbow and right hand, then reverse and land with the left elbow and left hand. It is a good way to become proficient by commencing with the right and left and occasionally use the elbows.

#### No. 10.


Forward and backward and elbow movement ; that is, with one arm only. The backward stroke with the elbow and the forward one with the right hand. The position can be changed and the left hand used.

#### No. 11.—ONE-TWO CONTINUOUS—LEFT AND RIGHT STRAIGHT.

Stand directly in front of the bag and punch straight from the shoulder. Care should be taken to direct the blows for the centre of the ball or a counter is liable to occur.

#### Nos. 12 AND 13.

This movement is one of the best and can be used as a right or left single hander continuous blow. Stand directly in front of the ball and hit a hook blow. It will have a tendency to



No. 13.


send the bag over the opposite shoulder and the return will be in exact position to land with great force as you hit. Swing the shoulder, and, after practising, the learner will easily follow the bag's movements and in the end become very proficient as a judge of time and distance.

#### No. 14.—UPPER CUT.


This is seldom or ever executed in bag punching, but it is a good blow to practise. In delivering the blow draw the right arm well back, and, as you do so, swing it in about a quarter circle and strike upward for the bag.

#### No. 15.—RIGHT HAND HALF SWING.

This has long been regarded as one of the best moves in boxing and when it lands generally proves effective. Place yourself immediately in front of the bag with the left guard protecting the face. Raise on the balls of both feet and swing the body and duck the head to the left shoulder, lowering it at the same instant, and shoot out the right and follow the direction of the body, putting all its weight into the blow.



No. 14.



No. 15.


# Spalding's

## DOUBLE END....

# STRIKING BAG

### ...SPHERICAL SHAPE

Each Bag complete in a box,  
with Bladder and necessary  
screws for suspending.



No. 6. Double End Bag, extra fine selected leather cover, workmanship and finish of best quality. Rubber tube for floor and cord for ceiling attachment; complete, in box, **\$7.00**

No. 5. Double End Bag, regulation size, specially tanned horsehide leather cover, well sewed and all substantially constructed. Rubber tube for floor, and cord for ceiling attachment; all complete, in box, . . . Each, **\$5.00**


No. 4. Double End Bag, regulation size, good quality leather cover and well made throughout. Rubber tube for floor and cord for ceiling attachment; all complete in box, **\$4.00**

#### Extras.

No. B. Bladders, extra quality, Each, **\$1.00**  
No. D. Elastic Floor Attachment, " **.50**

Our Complete Catalogue  
for all athletic sports and uniforms  
Free to any address.

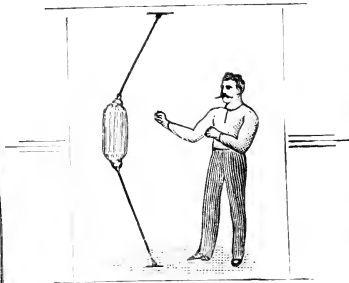

A. G. **SPALDING** & BROS.,  
NEW YORK. CHICAGO.  
PHILADELPHIA.





**SPALDING'S**  
**Rumsey Pattern** \_\_\_\_\_  
**Striking Bag.**

**DOUBLE END . . .**



**RUMSEY PATTERN.**

*. . . CYLINDRICAL SHAPE . . .*

Each Bag complete in box with  
 Bladder and necessary screws for  
 suspending.

No. 1. Outside cover of soft, strong ducking,  
 with non-elastic Suspending Cord at top and  
 elastic rubber floor attachment. An ideal bag  
 for the home circle. It is soft and elastic,  
 very lively and may be used with pleasure and  
 profit to all. Price, **\$5.00**

**EXTRA BLADDERS.**

No. 1R. For Rumsey Bag, . Each, **\$3.50**

*Our Complete Catalogue for all Athletic Sports and  
 Uniforms Mailed Free to any Address.*

**A. G. SPALDING & BROS.,**

**NEW YORK.**

**CHICAGO.**

**PHILADELPHIA.**

# SPALDING'S . . . — STRIKING BAGS.



*The Spalding*  
HIGHEST QUALITY

**HIGHEST QUALITY CORBETT BAG. No. 18.**

Designed and endorsed by James J. Corbett, champion of the world. Made of the very finest grain leather, specially tanned for this bag, extra well and carefully made throughout, and each bag the exact duplicate of the one used by Champion Corbett in training and for exhibition purposes. Splendidly adapted for gymnasium work. Complete in box, . . . **\$10.00**

*The Spalding*  
HIGHEST QUALITY

**HIGHEST QUALITY GYMNASIUM BAG.**

No. 13 Made in regulation size and of the finest imported pebble grain leather; the sewing and workmanship throughout are of the most substantial character, and we have spared no expense in making this an ideal bag for gymnasium work. The bladder is of a special grade of red Para rubber, extra heavy and made expressly for this bag. It is extremely lively and very durable. We recommend nothing cheaper in striking bags intended for gymnasium use. Packed complete in box, . . . **\$8.00**

No. 12. **THE STANDARD SPECIAL.** Regulation size, made of selected grain leather, fine quality rubber bladder and substantially made throughout. Packed complete in box. A splendid bag for home or individual use, . . . **\$5.00**

No. 10. **THE STANDARD.** Regulation size, made of specially tanned horsehide leather, fine quality rubber bladder, well made in every respect. Complete in box, . . . **\$4.00**

## EXTRA BLADDERS.

No. **A.** For Corbett Bag No. 18 and Gymnasium Bag No. 13. Extra fine quality rubber and expressly made for these bags, **\$1.50**

No. **B.** For Standard Bags No. 12 and 10. Fine quality rubber and very durable, . . . **\$1.00**

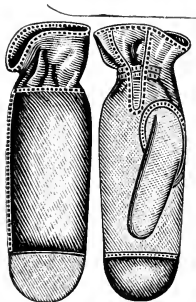
**Our Complete Catalogue for Athletic Sports and Uniforms Mailed Free to any Address.**

**A. G. SPALDING & BROS.,**

NEW YORK.

CHICAGO.

PHILADELPHIA.



## STRIKING \* — BAG — \* GLOVES.

Made of tanned kid, back of hand and finger tips padded. Will protect the hands, and recommended for use with all striking bags.

Per pair, **\$2.50.**

## STRIKING BAG SWIVELS.



Fig. 1.

permits the bag to be quickly suspended for use without readjusting the height, and can be as readily removed when not in use; a very desirable attachment for those having private bags in gymnasiums.

No. 9. Ball and socket action, full nickel-plated. The part containing socket (Fig. 2), and from which rope is suspended, unscrews from base (see Fig. 1), which is permanently fastened to ceiling or drum. This



Fig. 2.


Complete, **\$1.00.**



No. 11. Swivel action, japped iron, fasten permanently to disc, and rope is attached to ring.

Complete, **75c.**

## BRASS INFLATERS.



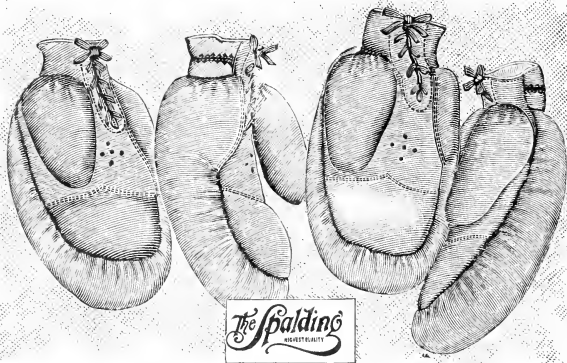
No. 2.

No. 3. Pocket Size, cylinder  $5\frac{1}{2}$  inches, . . . Each, **50c.**  
No. 2. Club Size, cylinder 10 inches, . . . " **\$1.00**

*Our Complete Catalogue for all Athletic Sports and Uniforms  
Mailed Free to any Address.*

**A. G. SPALDING & BROS.,**  
NEW YORK. CHICAGO. PHILADELPHIA.

SPALDING'S  
 HIGHEST....  
 QUALITY **BOXING GLOVES.**



Representing the highest grade of material, workmanship and finish,  
 and the most perfect in design our past experience  
 enables us to produce.

No. 130. Spalding's Highest Quality 8-oz. "Instructor's" Safety  
 Glove, with GRAHAM'S Patent Finger Protector and BENNETT'S  
 New Heel Pad, giving absolute protection to the sparrer under  
 all conditions; made of the finest California tanned kid, laced  
 front and stuffed with best curled hair. A very large and soft  
 glove. . . . . Per set of four gloves, **\$7.50**

No. 100. Spalding's Highest Quality 6-oz. "Sparring" Glove,  
 with GRAHAM'S Patent Safety Grip and Finger Protector; made  
 of extra quality velvet tanned dogskin, stuffed with best curled  
 hair and lace front. . . . . Per set of four gloves, **\$7.50**

No. 115. Spalding's Highest Quality 5-oz. "Club" Glove, with  
 GRAHAM'S Patent Safety Grip, extra quality velvet tanned dog-  
 skin, stuffed with best curled hair, lace front and heavily padded  
 wrists; made in accordance with legal regulations governing  
 public contests. . . . . Per set of four gloves, **\$7.50**

*Our Complete Catalogue for all Athletic Sports and Uniforms  
 Mailed Free to any Address.*

**A. G. SPALDING & BROS.,**

**New York.**


**Chicago.**

**Philadelphia.**



**COMPLETE CATALOGUE**  
FOR ALL ATHLETIC SPORTS  
AND UNIFORMS

**MAILED  
FREE  
TO ANY  
ADDRESS.**



**SPALDING'S**  
**Boxing**  
**Gloves.**

No. 15. Improved pattern, French kid, claret-colored tan, ventilated palms, elastic wrist band.

Per set, **\$5.00**

No. 17. Club pattern, French kid, claret-colored tan, heavily padded wrist and heel, lace front; a very soft and well padded glove. . . . Per set, **\$5.00**

No. 19. Improved pattern, extra quality gold-tanned kid, ventilated palms, elastic wrist band, nicely padded and substantially made. . . . Per set, **\$4.00**

No. 21. Improved pattern, extra soft tanned white kid, ventilated palms and elastic wrist bands, well padded. . . . Per set, **\$3.00**

No. 23. All white kid, ventilated palms, elastic wrist band; a full padded glove. . . . Per set, **\$2.50**

**BOYS' GLOVES**

No. 30. Boys' size, improved pattern, extra quality gold tanned kid, ventilated palms, elastic wrist bands, well padded and substantially made. Per set, **\$3.00**

No. 25. Boys' size, all white kid, ventilated palms, elastic wrist bands, extra well padded. Per set, **\$2.00**



**A.G. SPALDING & BROS.**


**NEW YORK.**

**CHICAGO.**

**PHILA.**

Corbett's — Endorsement  
of our....

# — STRIKING BAG.



**JAS. J. CORBETT,**  
Heavyweight Champion of the World.

NEW YORK, November 1, 1894.

Messrs. A. G. SPALDING & BROS.,

GENTLEMEN: I take great pleasure in recommending the **Spalding Striking Bag No. 18**. I use it in all my exhibitions throughout the country, and think it superior to any that I have heretofore used. It is perfect in size, and its weight—15 ounces—makes it a very lively bag. I heartily recommend it to anyone who requires this kind of exercise.

Yours truly,

A handwritten signature in cursive script that reads "Jas J Corbett". The signature is written in black ink and is positioned below the typed name.

**CATALOGUE** of all athletic sports and pastimes **FREE**  
sent on application to any address

**A. G. SPALDING & BROS.,**

**NEW YORK. CHICAGO. PHILADELPHIA.**

**Fitzsimmons'** Endorsement  
of our....

...AND

**STRIKING BAG**

**Boxing  
Gloves.**



**ROBERT FITZSIMMONS,**

Middleweight Champion of the World.

NEW YORK, October 1, 1894.

Messrs. A. G. SPALDING & BROS.,

GENTLEMEN: It is with the greatest of pleasure that I can recommend to all who are interested in boxing or exercise of any kind, your Swinging Striking Bags. They are perfect in every way, particularly the one which you furnished to me, which, I understand, is your regular No. 11. For home or gymnasium I think it is just the thing. I will use it in all my exhibitions.

GENTLEMEN: After having given your Spalding "Highest Quality" Boxing Gloves a thorough test, I can recommend them as being the best Boxing Gloves I have ever used. Your Exhibition Gloves, regular 8 ounce, I will use in all my exhibitions throughout the United States; and your Fighting Glove I will endeavor to have used in every contest that I take part in in future. Without hesitation, I can recommend the Spalding "Highest Quality" Boxing Gloves to either amateurs or professionals.

Yours truly,

*Robert Fitzsimmons*

**CATALOGUE** of all athletic sports and pastimes **FREE**  
sent on application to any address

**A. G. SPALDING & BROS.,**

**NEW YORK.**

**CHICAGO.**

**PHILADELPHIA.**

CHAMPION JAMES J. CORBETT

USED THE

“Corbett”

(TRADE MARK)


# Boxing Gloves

Manufactured by A. J. REACH CO.,  
Tulip and Palmer Streets, Philadelphia, Pa.,

In his Fight with **MITCHELL** At Jacksonville,  
Jan. 25, 1894.

The REACH

Is on the Wrist



Trade Mark

of every Glove.

An Exact Duplicate of the Gloves used by **CORBETT**  
will be sent upon Receipt of Price.


**Per Set, - - \$7.50.**

If you cannot get them in your city, address

**A. J. REACH CO.,**  
Tulip and Palmer Sts., Philadelphia, Pa.



**OUR COMBINATION  
MODEL ENGINE**



Watch Charm and Whistle. Made of white metal. Sent by mail, postpaid, with Catalogue of 5000 interesting tricks and novelties, upon receipt of five 2-cent stamps.

**PECK & SNYDER,** 130 Nassau Street, NEW YORK CITY.



Every schoolboy and girl wants one. It consists of pen and holder, slate and lead pencil and pocket ruler, in nicely polished hardwood telescope case eight inches long. Sent by mail, postpaid, with catalogue of 5,000 interesting Tricks and Novelties, upon receipt of five 2-cent stamps.

**PECK & SNYDER,** 130 Nassau Street, NEW YORK CITY.

**SKATE SHARPENER**

**POSTPAID, 30 CENTS.**



The only sharpener making a concave or square surface. Works like a plane. Weighs only four ounces. Easily operated and will last a lifetime. Write for catalogue of Skates and 5,000 interesting Tricks and Novelties.

**PECK & SNYDER,** 130 Nassau Street, NEW YORK CITY.

WE ARE THE ONLY BUILDERS OF THE  
**GENUINE**  
**FAMOUS ST. LAWRENCE RIVER SKIFF**

AVOID WORTHLESS IMITATIONS.



Look for our trade-mark shield, which is placed on every boat of our manufacture.


Our eight boats, St. Lawrence River Skiffs; rowboats; sailing canoes; paddling canoe; yacht tender and small sail yacht, received

**HIGHEST POSSIBLE AWARDS**  
 At World's COLUMBIAN EXPOSITION.

We build **HIGH GRADE** Pleasure Craft of all kinds, from Canoe to Steam Launch.

Our single-hander Sail Boats, of modern built, fin-keel type, are immensely successful cruisers and racers.

On receipt of application, we will mail to any address our **HANDSOMELY ILLUSTRATED AND DESCRIPTIVE CATALOGUE.**



**ST. LAWRENCE RIVER**  
**SKIFF, CANOE AND**  
**STEAM LAUNCH CO.,**  
**CLAYTON,**  
**Jefferson County,**  
**N. Y.**

Will Remove to **OCDENSBURG, N. Y.,** on or about  
**October 1, 1895.**

# The Spalding

HIGHEST QUALITY

## ATHLETIC SWEATERS



Our "Highest Quality" Sweaters are made of the very finest Australian lambs' wool and are exceedingly soft and pleasant to wear. They are full fashioned to body and arms and without seams of any kind. We call special attention to the "Intercollegiate" grade which we originally made by special order for the Yale football eleven and are now exclusively used by all Intercollegiate players. They are considerably heavier than the heaviest sweater ever knitted and cannot be furnished by any other maker, as we have exclusive control of this special weight. The various grades in our "Highest Quality" Sweaters are identical in quality and finish, the difference in price being due entirely

to variations in weight. Colors, White, Navy Blue, Black and Maroon.

- |        |  |        |
|--------|--|--------|
| No. A. | "Intercollegiate," special weight..... | \$7.00 |
| No. B. | Heavy weight.....                      | 5.00   |
| No. C. | Standard weight .....                  | 4.50   |
| No. D. | Medium weight.....                     | 3.50   |

Our complete catalogue of Athletic Uniforms and all other requisites for Indoor and Outdoor Sports, mailed free to any address.

A. G. SPALDING & BROS.,

New York.

Chicago.

Philadelphia.

# Wright & Ditson

SEND FOR OUR  
COMPLETE  
ILLUSTRATED  
CATALOGUE

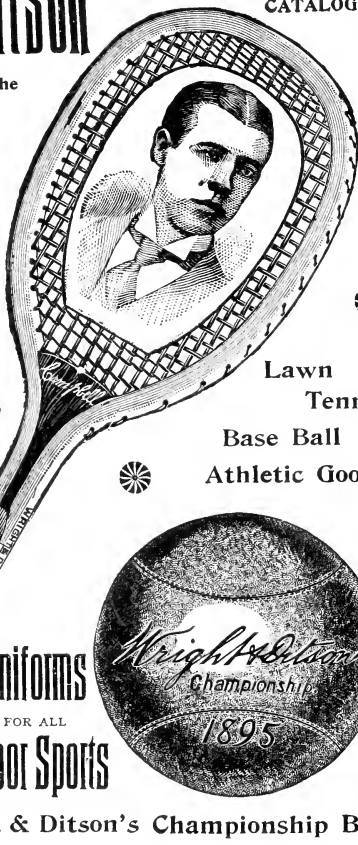
Manufacturers of the

## Famous Campbell Racket

Publishers of the  
OFFICIAL  
LAWN TENNIS  
GUIDE

FOR 1895....

Price  
15  
Cents



Lawn  
Tennis  
Base Ball  
Athletic Goods

Uniforms  
FOR ALL  
Out Door Sports



### Wright & Ditson's Championship Ball

Adopted by the United States Lawn Tennis Association, Intercollegiate Lawn Tennis Association, Southern Lawn Tennis Association, Canadian Lawn Tennis Association, and other Associations of the United States and Canada.

Retail, 344 Washington St.  
Wholesale, 95 Pearl St.

} BOSTON, MASS.

*The Spalding*  
HIGHEST QUALITY

OFFICIAL  
INTERCOLLEGIATE

Adopted for the Fourth Year by  
the Intercollegiate Association.

FOOT BALL.

---

ALBERT G. MILBANK, MANAGER

WALTER H. ANDRUS, ASSISTANT MANAGER

LANGDON LEA, CAPTAIN

PRINCETON UNIVERSITY FOOT BALL ASSOCIATION

PRINCETON, N. J., May 16th, 1895.

A. G. Spalding & Bros.,

Gentlemen.

It gives me much pleasure to inform you that the Intercollegiate Football Association, at the annual Spring Meeting held in New York May 15th, 1895 adopted unanimously the Spalding No. J ball as the official ball for the ensuing year and the same must be used in all match games of this Association.

*Yours truly  
Albert G. Milbank  
Secy. Inta.-Coll. Assn.*

---

THE SPALDING OFFICIAL INTERCOLLEGIATE FOOT BALL  
MUST BE USED IN ALL GAMES PLAYED.

PRICE, with Inflator, \$5.00.

Each Ball Packed in Separate Box and Sealed

—MANUFACTURED BY—

**A. G. SPALDING & BROS.,** New York, Chicago,  
Philadelphia.

. . . THE . . .

# Spalding League Ball.

ADOPTED BY THE  
National League and American Association  
Of Professional Base Ball Clubs.



**No. 1. The Spalding League Ball**, as adopted by the NATIONAL LEAGUE and AMERICAN ASSOCIATION for the seasons of '92, '93, '94, '95 and '96, and used by the National League for the past 16 years. Each ball wrapped in tin foil and put in a separate box, as represented in the illustration, and sealed in accordance with the regulations of the National League and American Association. Warranted to last a full game without ripping or losing its elasticity or shape.

Price, . . . . .


Each, \$1.50

# Spalding's

ATHLETIC  
LIBRARY

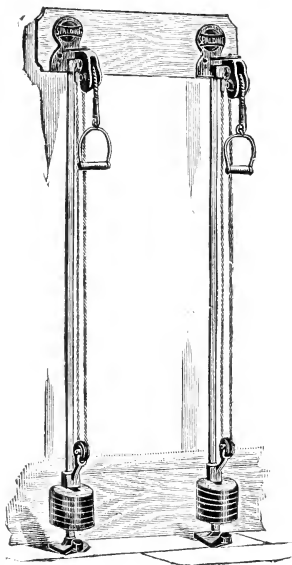
# Athletic Almanac

By JAMES E. SULLIVAN.



(PUBLISHED BY THE)  
AMERICAN SPORTS PUBLISHING CO  
241 BROADWAY, NEW YORK.

# SPALDING'S CHEST WEIGHTS



No. 6.

This is practically the same as our No. 5 Chest Weight without the Centre Arm Adjustment, and is susceptible of all the movements to be had in any wall machine, excepting our No. 5. It is handsomely finished in japan, has double set of guide rods, compound ropes, swivel pulley and anti-friction bearings, perfectly noiseless in operation and requires no oil. Each machine is furnished with ash wall boards, all necessary screws for setting up, and nicely crated for shipment.

Price, - - \$10.00

16-lb. Weights.

Our Complete Illustrated Catalogue of Gymnasium, Athletic and Outing Goods MAILED FREE.

**A. G. SPALDING & BROS.,**

New York,

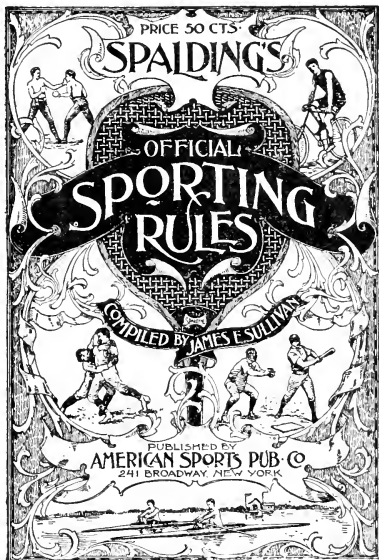
Chicago,

Philadelphia.



.. SPALDING'S ..  
**OFFICIAL SPORTING RULES.**

Compiled by **JAMES E. SULLIVAN.**



Containing the latest official rules for the government of all kinds of sport. The most complete and up-to-date book ever published. Containing rules governing Archery, Basket Ball, Bicycling, Bowls, Skittles, Bowling, Lawn Tennis, Canoeing, Cricket, Croquet, Court Tennis, Curling, Fencing, Foot Ball, Gymnastics, Golf, Hitch-and Kick, Hand Ball, A. A. U. General Rules, A. A. U. Athletic Rules, Badminton, Betting, Boxing—Marquis of Queensbury, London Prize Ring Rules; Broadsword (Mounted) Rules, Gaelic and Association, Lacrosse, National Rifle Association, Pistol and Revolver Shooting, Inanimate Target Shooting, Live Bird Shooting, Hockey, Polo (Water), Polo Association Rules, Polo (Rink), Quoiting, Racing—Potato Sack, Obstacle, Three-Legged; Dog Racing, Pigeon Flying, Rowing, etc., etc.

**PRICE, POSTPAID, 50c.**

# SPALDING'S ATHLETIC LIBRARY.

*Fully Illustrated. Published Monthly. Each Number Complete. Devoted to all kinds of Sports.*

- No. 1. Life and Battles of James J. Corbett.
- No. 2. Indian Clubs and Dumb Bells. By J. H. Dougherty.
- No. 3. Bowling. By A. E. Vogell.
- No. 4. Boxing. The most valuable manual of its kind ever published.
- No. 5. Gymnastics. By Robert Stoll, N. Y. A. C.
- No. 6. Lawn Tennis. By O. S. Campbell.
- No. 7. Base Ball. By Walter Camp.
- No. 8. Golf. By J. Stuart Balfour.
- No. 9. Athletes' Guide. Articles on Training, Sprinting, Throwing Weights, Walking, etc., and Rules for Government of Athletic Games.
- No. 12. Gælic and Association Foot Ball.
- No. 13. Hand Ball. How to play it. Rules and definitions.
- No. 14. Curling, Hockey and Polo.
- No. 15. Indoor Base Ball Guide.
- No. 16. Skating.
- No. 17. Basket Ball.
- No. 18. Fencing. Complete Manual of Foil and Sabre.
- No. 20. Cricket Guide. By George Wright.
- No. 21. Rowing. By E. J. Giannini, Champion Amateur Oarsman.
- No. 23. Canoeing. By C. Bowyer Vaux.
- No. 25. Swimming. By Walter G. Douglas.
- No. 26. How to Play Foot Ball. By Walter Camp.
- No. 27. College Athletics. By M. C. Murphy.
- No. 28. Athletic Almanac. By James E. Sullivan.
- No. 29. Exercising with Pulley Weights. By H. S. Anderson.
- No. 30. How to Play Lacrosse. By W. H. Corbett.
- No. 31. Spalding's Official Base Ball Guide for 1895.
- No. 32. Practical Ball Playing. By Arthur A. Irwin.
- No. 33. Lawn Tennis Guide for 1895.
- No. 34. Official Rowing Guide for 1895.
- No. 35. Intercollegiate A. A. A. A. Guide.
- No. 36. Official Golf Guide for 1895.
- No. 37. All-around Athletics.
- No. 38. Official Croquet Guide for 1895.
- No. 39. Lawn Bowls. By Henry Chadwick.
- No. 40. Archery. By James S. Mitchel.
- No. 41. Official Foot Ball Guide for 1895. Edited by Walter Camp. Portraits of all prominent players. Official Rules.

**EACH COPY, 10 CENTS.**

**AMERICAN SPORTS PUBLISHING COMPANY,**

**241 BROADWAY, NEW YORK.**

**::SPALDING'S::**

# Illustrated Catalogue



**FOOT BALL, ICE SKATES,**

**GOLF AND POLO.**

**ATHLETIC AND GYMNASIUM OUTFITS.**

---

**Sweaters, Hunting Clothing and Equipments,  
and all Accessories for Fall and  
Winter Wear.**

Handsomely illustrated, and the recognized authority for standard and up-to-date goods. Mailed free to any address.

---


**A. G. SPALDING & BROS.,**

126-130 Nassau St.,  
NEW YORK.

147-149 Wabash Ave.,  
CHICAGO.

1216 Chestnut St.,  
PHILADELPHIA.

LIBRARY OF CONGRESS



0 006 010 627 7

# The Spalding

ORIGINAL  
IN  
DESIGN.



· AT ·  
COASTING  
CANNOT  
BE  
EXCELLED

HIGHEST  
GRADE BICYCLE MADE

BICYCLE CATALOGUE FREE.

A. G. SPALDING & BROS.

CHICAGO · PHILADELPHIA · NEW YORK ·  
147 & 149 WABASH AVE. · 1216 CHESTNUT ST. · 126-130 NASSAU ST.