


UNIVERSITY OF TORONTO




3 1761 00845300 3









73

288

I

PALÉONTOLOGIE FRANÇAISE

PALÉONTOLOGIE FRANÇAISE

Orbigny, Alcide Dessalines d'

PALÉONTOLOGIE FRANÇAISE
OU
DESCRIPTION
DES FOSSILES DE LA FRANCE

continué
PAR UNE RÉUNION DE PALÉONTOLOGISTES

SOUS
LA DIRECTION D'UN COMITÉ SPÉCIAL

2^e Série. — **VÉGÉTAUX**

PLANTES JURASSIQUES

PAR
LE COMTE DE SAPORTA

—
TOME II
—

Cycadées

ATLAS

PARIS

G. MASSON, ÉDITEUR
LIBRAIRE DE L'ACADÉMIE DE MÉDECINE

Place de l'École-de-Médecine, 17.

1875

33360
575/94

PALEONTOLOGIE FRANÇAISE
DESCRIPTIVE
DES FOSSILES DE LA FRANCE
PAR UNE COMMISSION DE PALEONTOLOGISTES
LA DIRECTION DES COMITES SCIENTIFIQUES

PLANTES VÉGÉTAUX

QE

755

F8

07

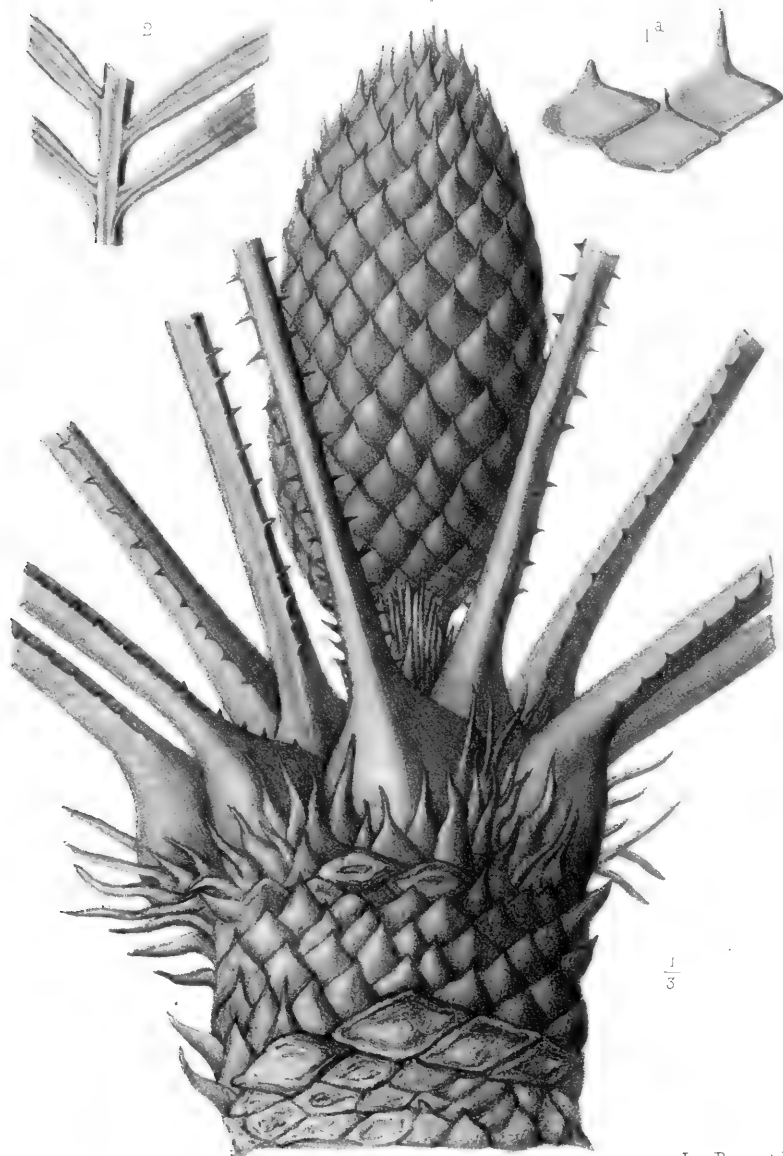
Sect. B

2. Ser.

t. 2

ATLAS

PARIS
G. MASSON, ÉDITEUR
Membre de l'Académie des Sciences
1875



Fornant lith.

G. Masson, Editeur.

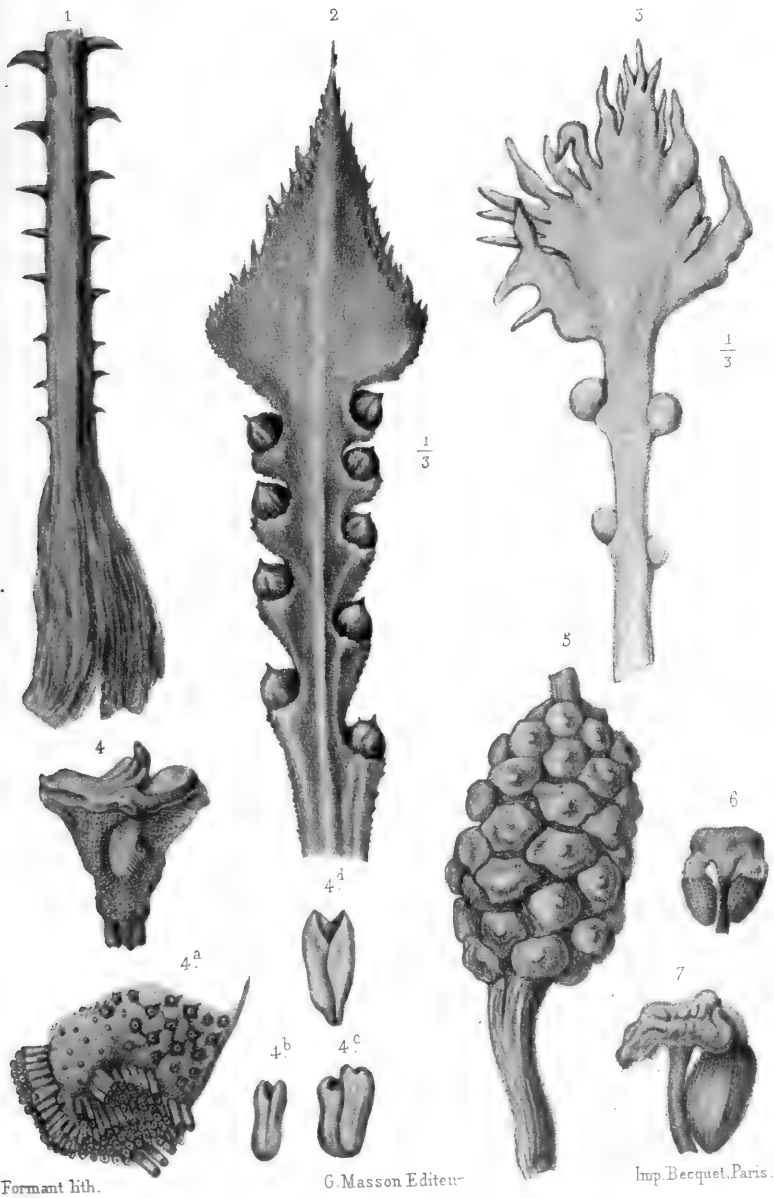
Imp. Becquet, Paris.

CYCADÉES ACTUELLES (organes caractéristiques.)

1. *G. Cycas* (tige surmontée d'un cône mâle.)
2. — — — (portion de fronde.)

T. Jurassique. Végétaux.

PL. LXXII.




Formant lith.


G. Masson Editeur

Imp. Becquet, Paris.

CYCADÉES ACTUELLES (organes caractéristiques.)

- | | |
|--------------------------------------|------------------------------------|
| 1. <i>G. Cycas</i> (base de fronde.) | 4. <i>G. Cycas</i> (androphylle.) |
| 2-3. — — — (carpophylles.) | 5. <i>G. Zamia</i> (cône femelle.) |
| 6-7. <i>G. Zamia</i> (carpophylles.) | |






Formant lith.

G. Masson, Editeur

Imp. Becquet Paris

CYCADÉES ACTUELLES (organes caractéristiques.)

- | | | |
|---|--|---|
| 1. <i>G. Encephalartos</i> (propagule.) | | 3. <i>Macrozamia</i> (portion de fronde.) |
| 2. ————— (cône femelle.) | | 4. <i>G. Zamia</i> (sommite de fronde.) |



1

2

3

1^a

$\frac{1}{2}$

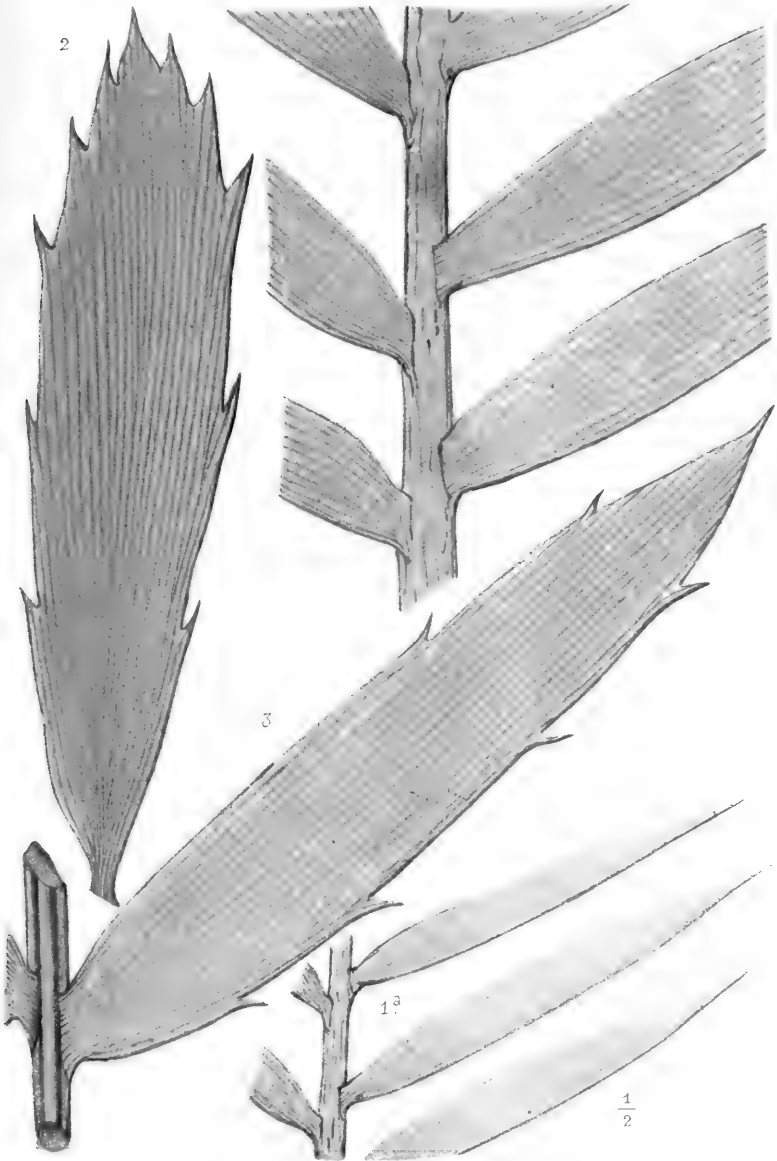
Formant lith.

G. Masson, Editeur.

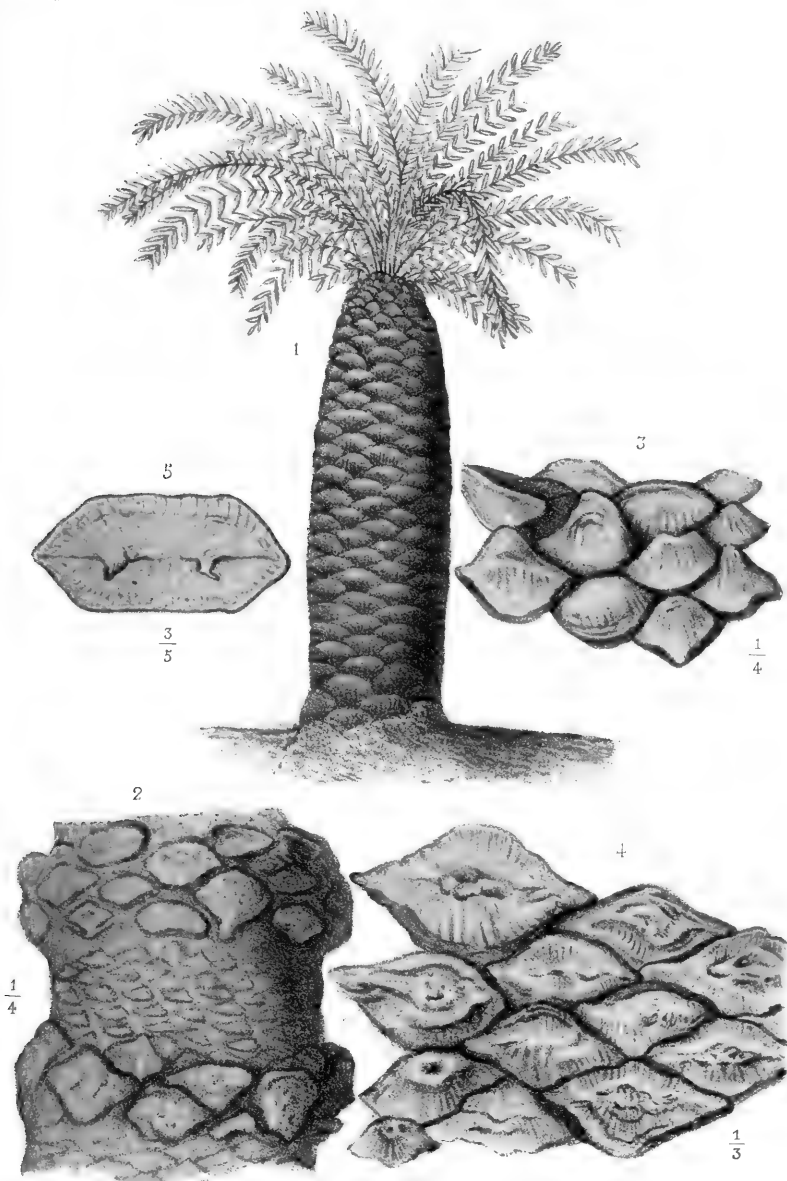
Imp. Becquet. Paris.

CYCADÉES ACTUELLES (organes caractéristiques.)

1-3. G. Encephalartos (portion de fronde et pinnules.)








Formant lith.

G. Masson, Editeur.

Imp. Lecquet, Paris.

CYCADÉES ACTUELLES (organes caractéristiques.)

- | | |
|--|--|
| 1. <i>G. Encephalartos</i> (port général.) | 3. <i>G. Cycas</i> (appendices corticaux.) |
| 2. <i>Zamia calocoma</i> D.C. (portion de tige.) | 4. <i>G. Dioon</i> (id.) |
| 5. <i>G. Ceratozamia</i> (Carpophylle.) | |




$\frac{1}{4}$



3



4



2

Formant lith.


G. Masson. Editeur.

Imp. Decquet Paris

CYCADÉES FOSSILES (organes caractéristiques.)

1. Cycadeoidea (Echinostachys) microphylla, Buckl.
2. Podozamites distans, Presl. (plante jeune ou propagule.)
- 3-4. Otozamites sp. (plantes jeunes.)





Formant lith.

G. Masson, Editeur.

Imp. Becquet Paris.

CYCADÉES FOSSILES (organes caractéristiques.)


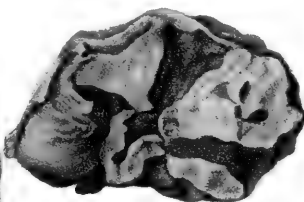
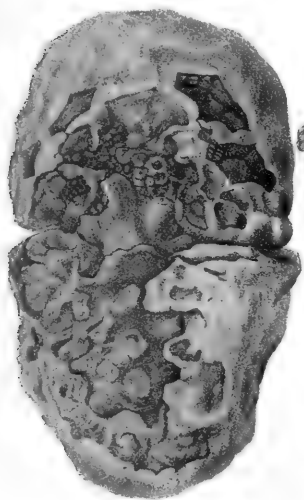
- | | |
|---|---|
| 1-2. <i>G. Cycadospadix</i> , Schimp. (spadices femelles) | 4. <i>G. Zamiostrobus</i> , Endl. (cône femelle.) |
| 3. <i>G. Beania</i> , Carruth. (cône femelle.) | 5. Cône de <i>Zamiée</i> tertiaire. |



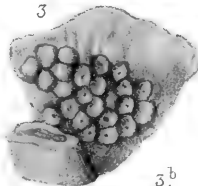
1

2


2^a



3



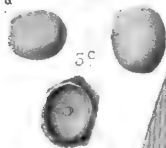
3^b




3^a

3^b


3^c




6



7



7^b



4

5



Formant lith.


G. Masson, Editeur.

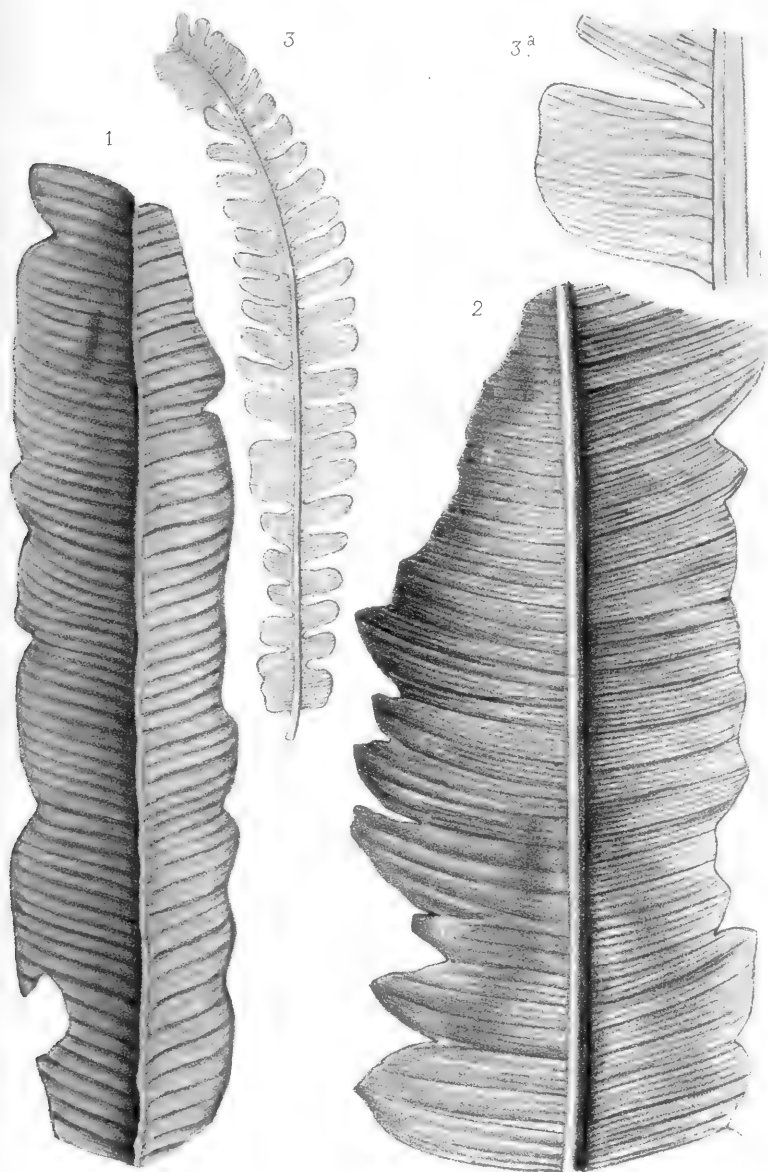
Imp. Becquet Paris.

CYCADÉES FOSSILES (organes caractéristiques.)

1. Zamiostrabus (Androstrabus) Guerangeri, Brngt. (cône mâle.)

7. G. Næggerathia, Sternb. (folioles.)






Formant lith.

G. Masson, Éditeur.

Imp. Becquet, Paris.

1-2. *Nilssonia brevis*, Brongn.

3. *Anomozamites inconstans*, Schimp.




Formant lith.

G. Masson, Editeur.

Imp. Becquet, Paris.

1. *Pterophyllum Jægeri*, Brongn.
2. *Ctenophyllum Braunianum*, Schimp.



1




Formant lith.


1. Zamit
2. Dioor


2^a

2



Imp. Becquet. Paris.






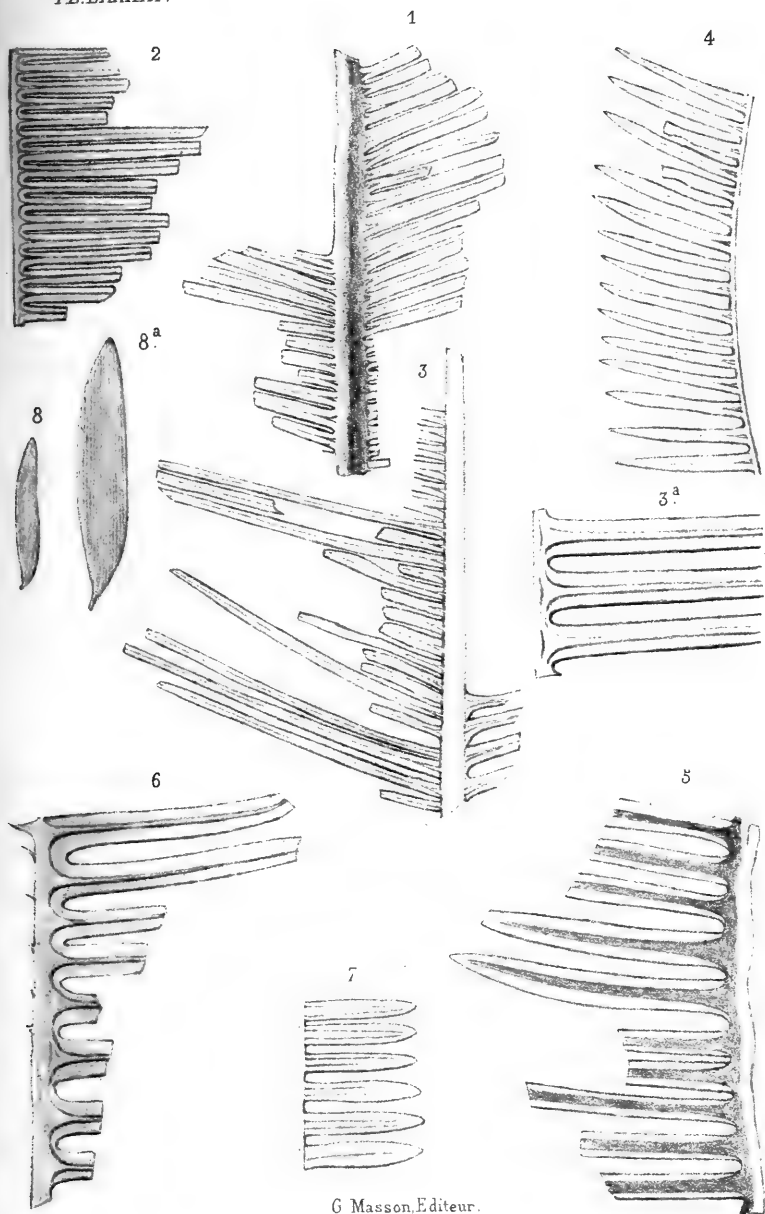
Formant lith.

G. Masson, Editeur.

Imp. Becquet, Paris.

1-3. *Cycadites Lorteti*, Sap.





G. Masson, Editeur.


Imp. Becquet Paris.

Formant lith.

1-4. *Cycadites rectangularis*, Brauns.

5-7. *C. _____ Delessei*, Sap.

8. *Podozamites parvulus*, Sap.



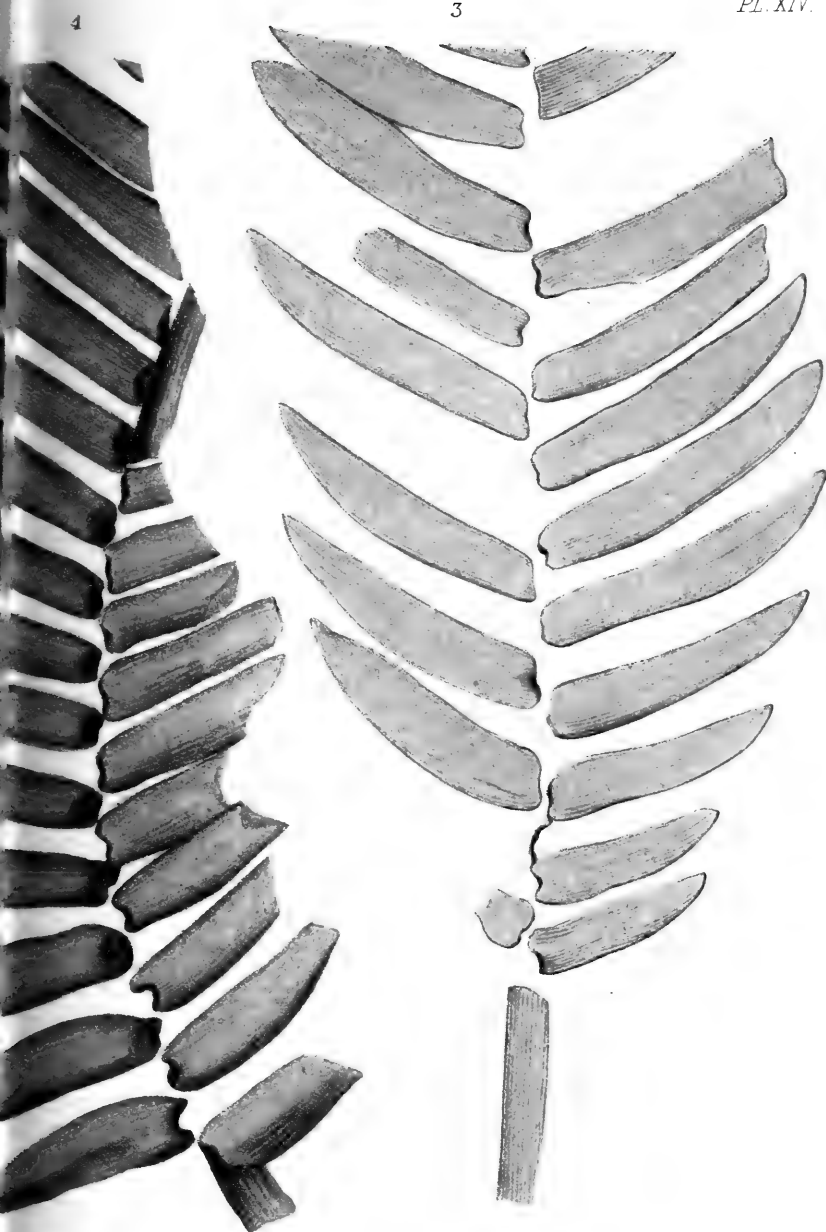
T. Jurassique. Végétaux.

PL. LXXXIV.

2

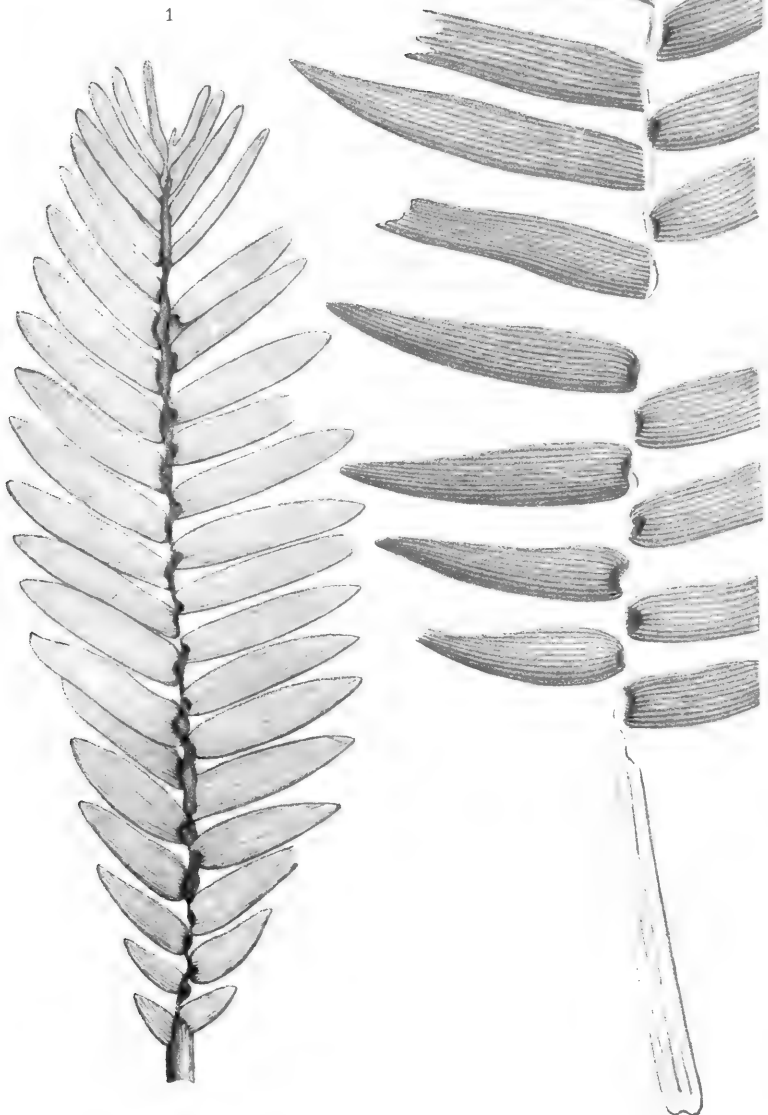


Formant lith.



Imp. Becquet. Paris.






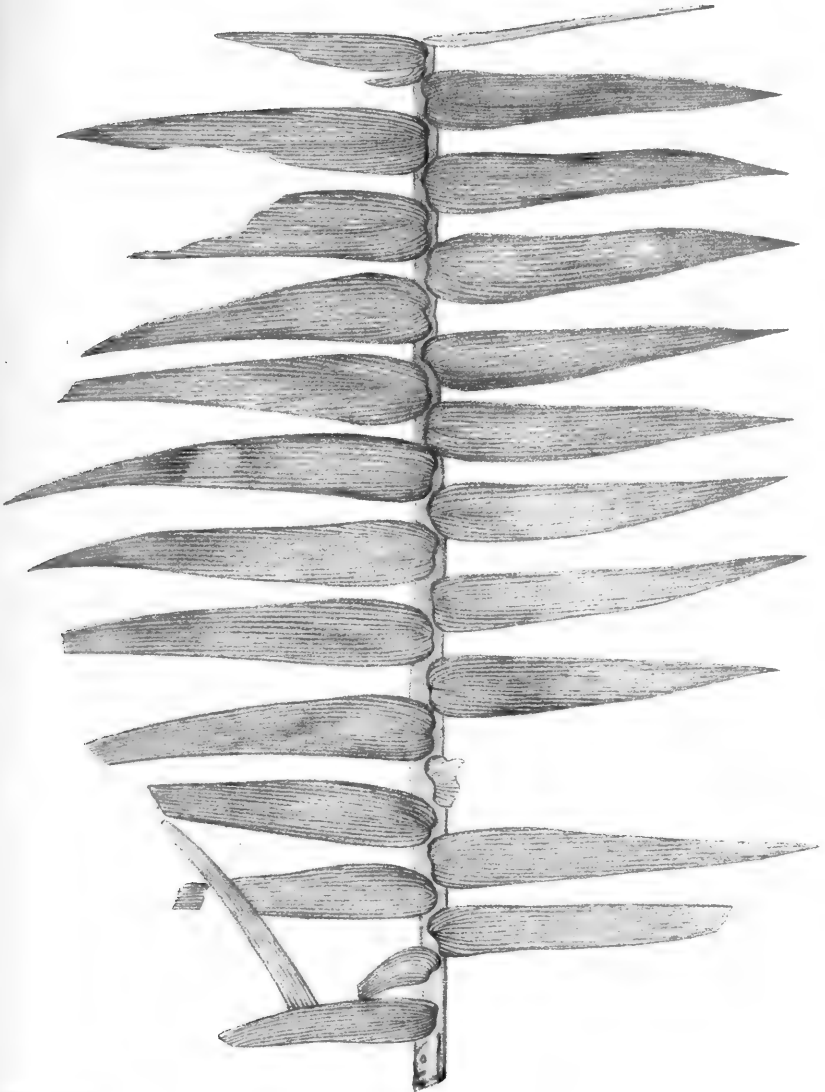
Formant lith.

G. Masson, Editeur.

Imp. Becquet, Paris.

1 - 2. *Zamites Moreaui*, Brongn.






Formant lith.


G. Masson, Editeur.

Imp. Becquet, Paris.

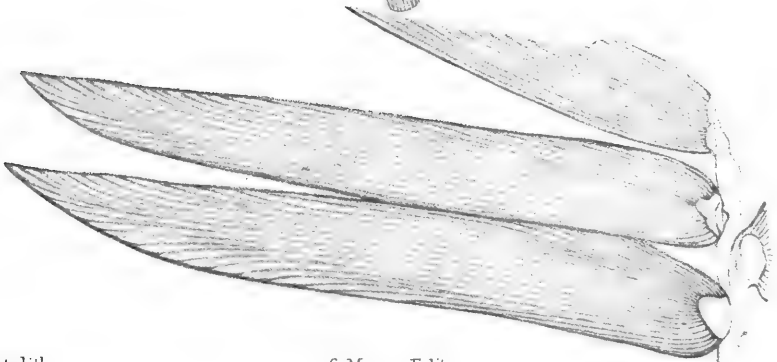
Zamites acerosus, Sap.



1



2




Formant lith.


G. Masson, E. diteur.

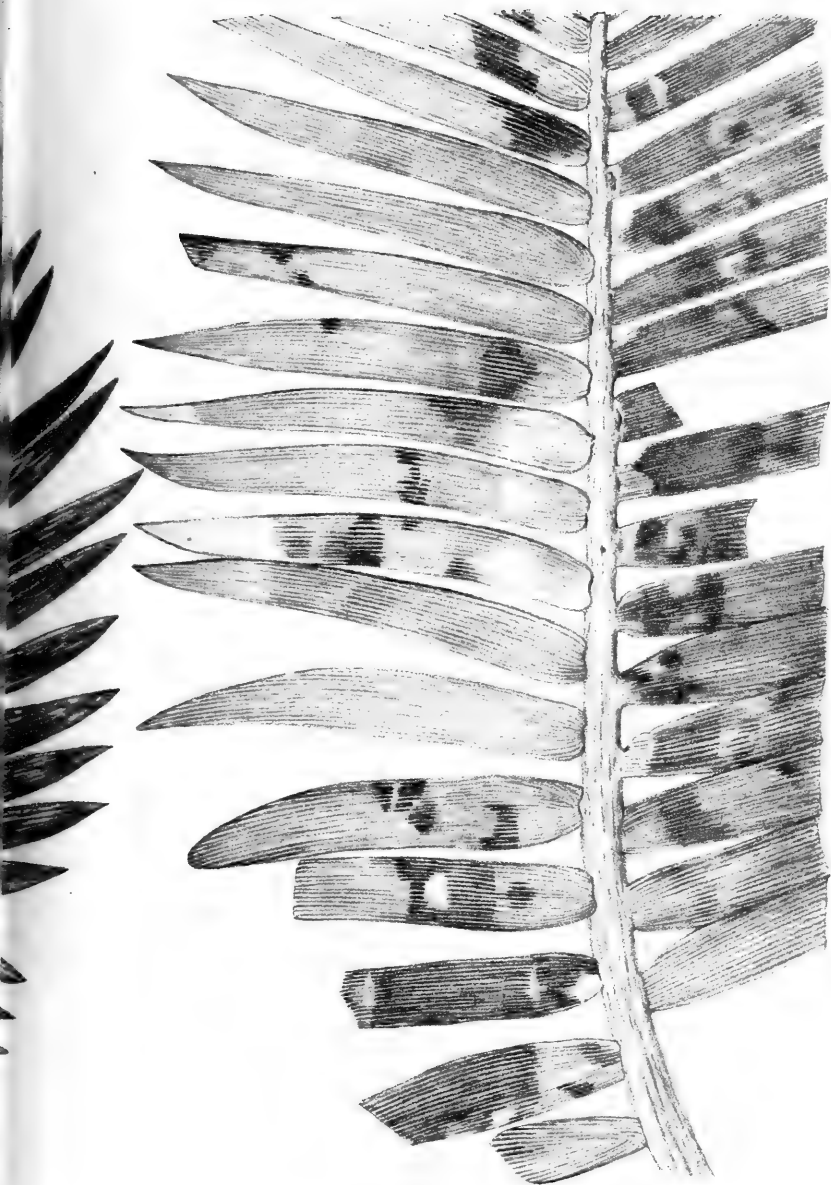
Imp. Becquet, Paris.

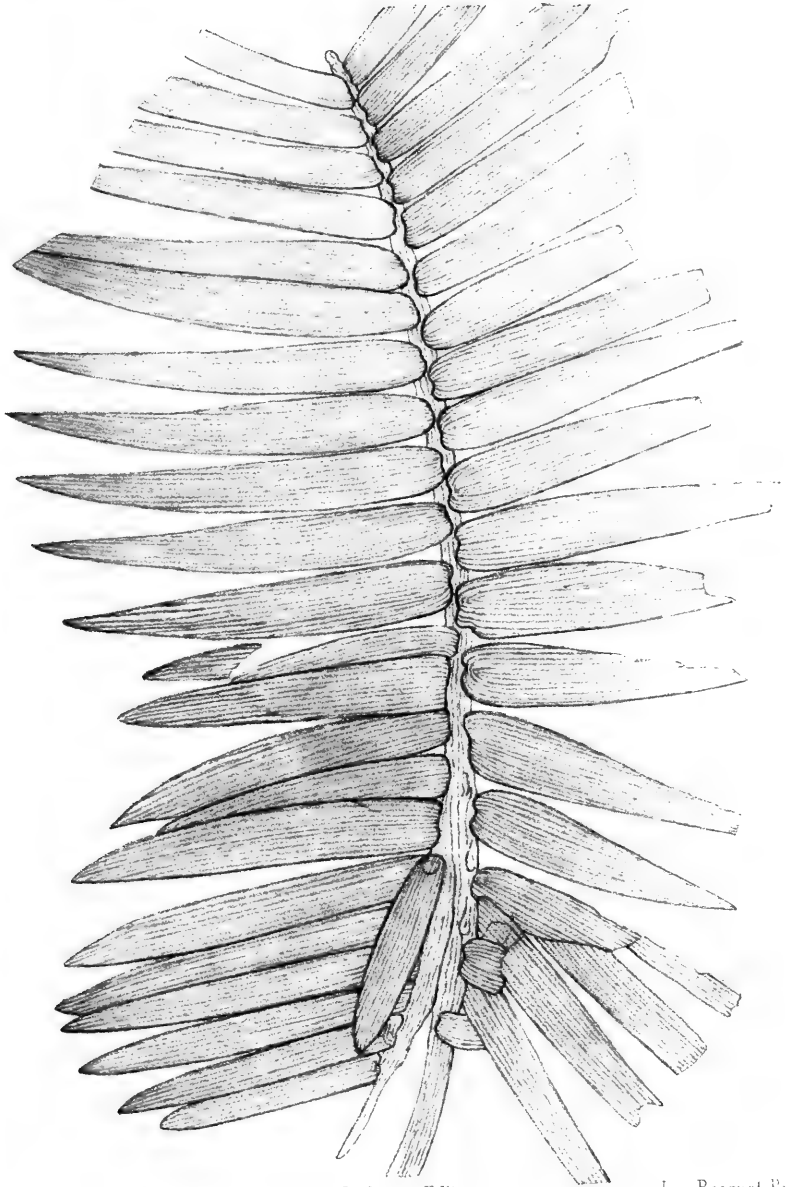
1-2. *Zamites Feneonis*, Brongn.



T. Jurassique. Végétaux.
PL. LXXXVIII.








Formant lith.

G. Masson. Editeur.

Imp. Becquet, Paris

Zamites Feneonis, Brongn.





T. Jurassique. Végétaux.

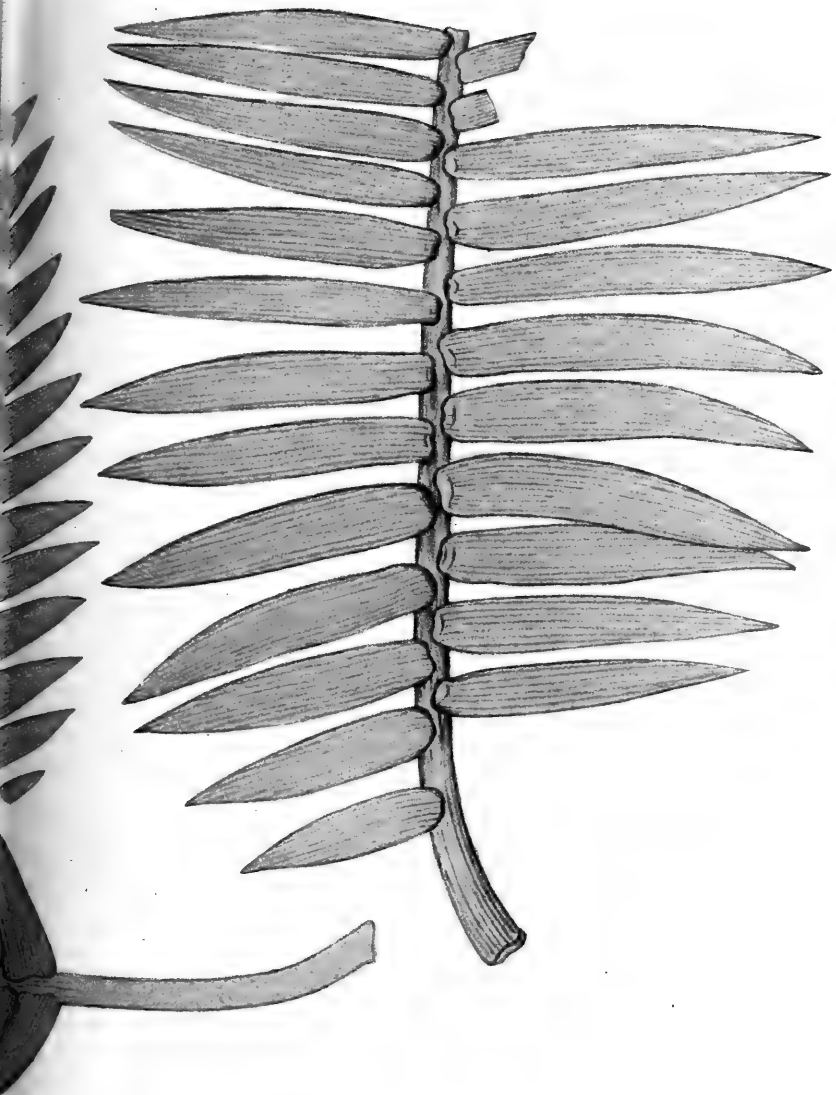
PL. XC.

1



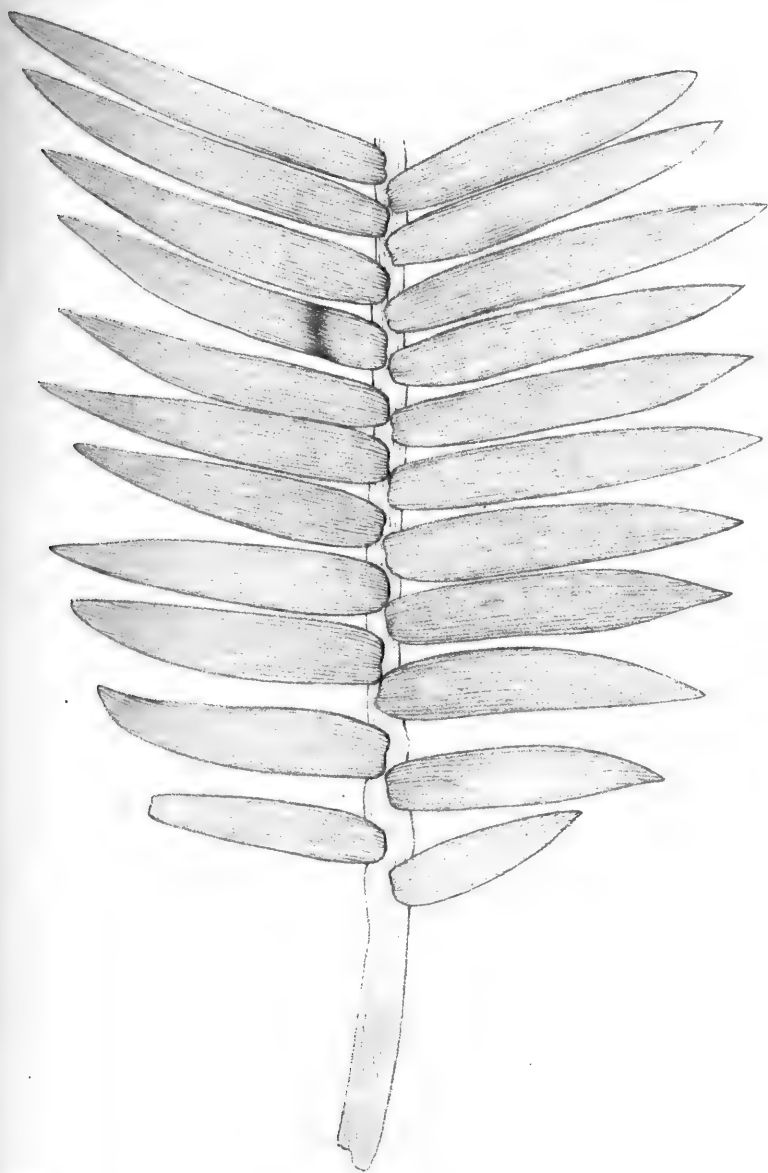
Formant lith.

1 - 2. Zamite
3. Z. _____



Imp. Becquet, Paris .

ongn.
articulatus, Sap.





Formant, lith.

G. Masson, Editeur.


Imp Becquet. Paris.

Zamites Feneonis, Var. articulatus, Sap.



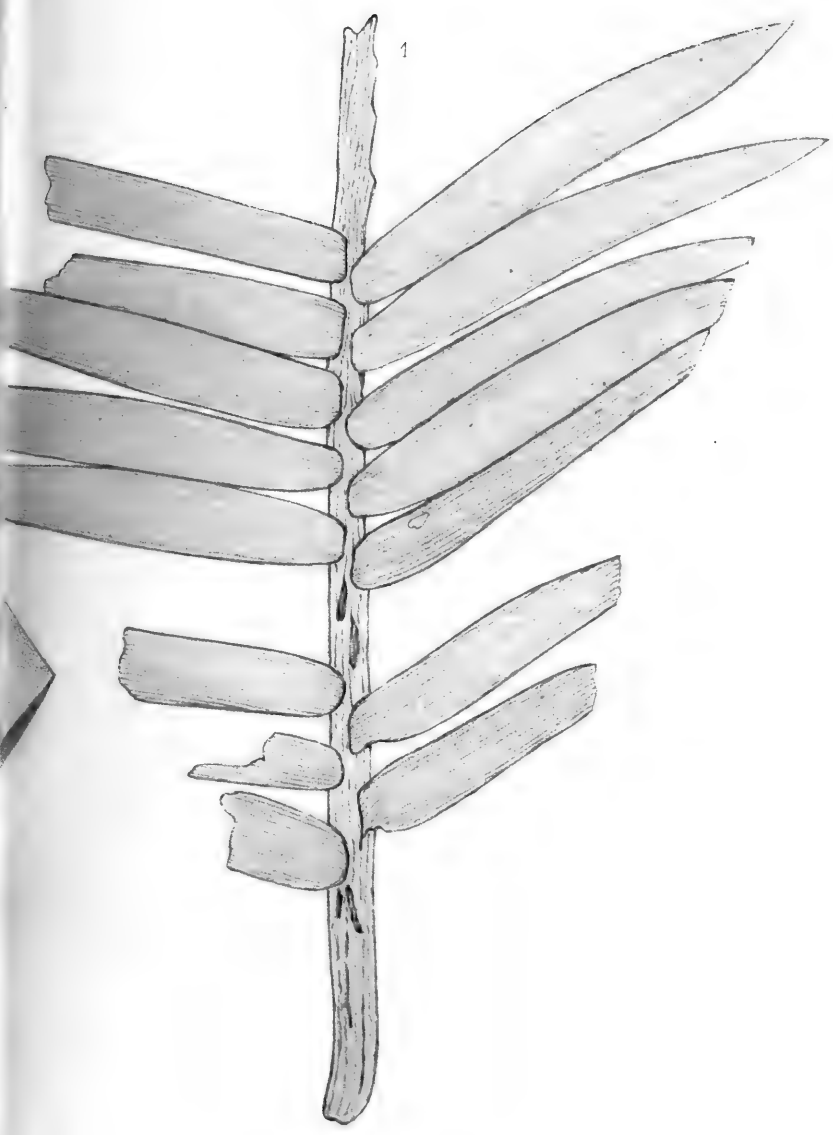


T. Jurassique. Végétaux.
Pl. XCII.




Formant lith.

1. *Zamites Fenconis*, Var. *articulata*
 2. ——— *procerus*, Sap. ———



Podozamites. cuspidatus, Sap
Zamites pumilio, Sap.

Imp. Becquet, Paris






T. Jurassique. Végétaux.

PL. XCIII.




Formant lith.

- 1. *Zamites claravallensi*
- 2. _____ *Renevieri*, Hb



Sup. Bécquet, Paris

hites fallax, Sap.
 ——— distractus, Sap.





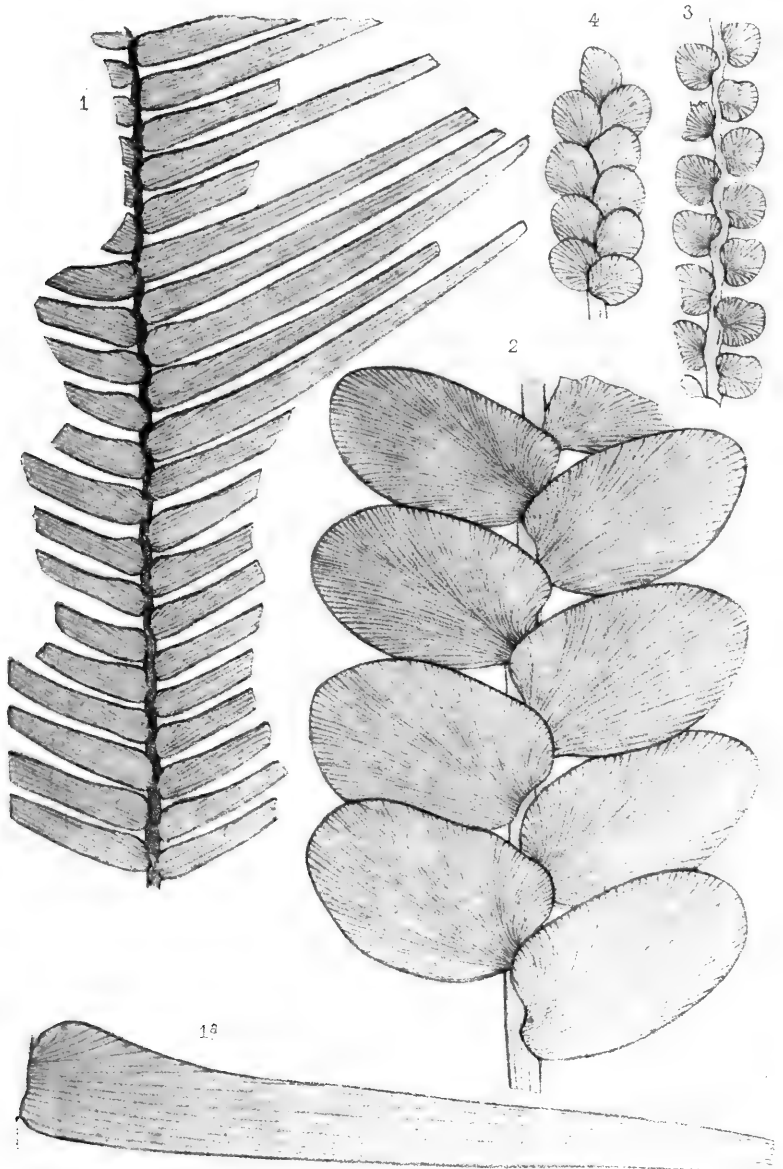
Forment. 1841.

G. Masson, Editeur.

Imp. Hocquet, Paris.

1-2. *Zamites confusus*, Sap.

3. *Otozamites lævis*, Brongn.

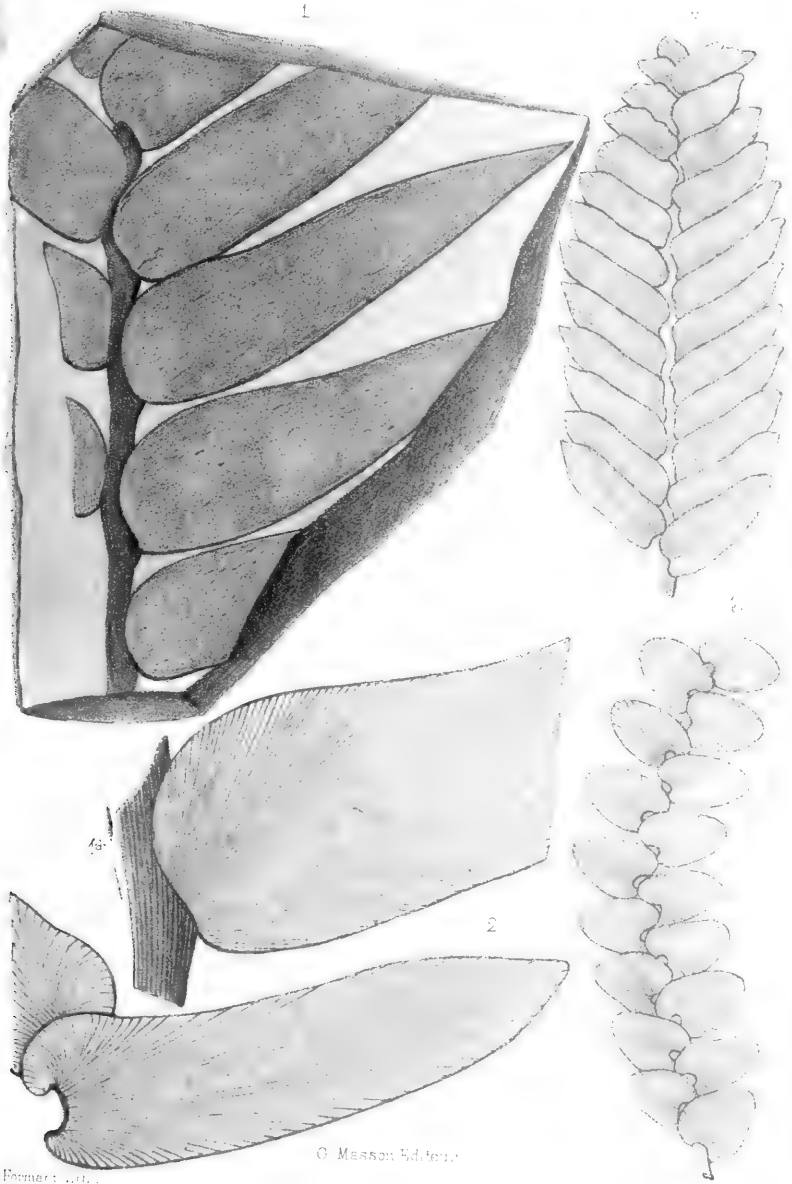


Fermant, lith.

G. Masson, Editeur

Imp. Becquet, Paris


1. *Otozamites Goldiæi*, Brongn.
2. *Beani*, Brongn.
- 3-4. *Bunburyanus*, Zign.

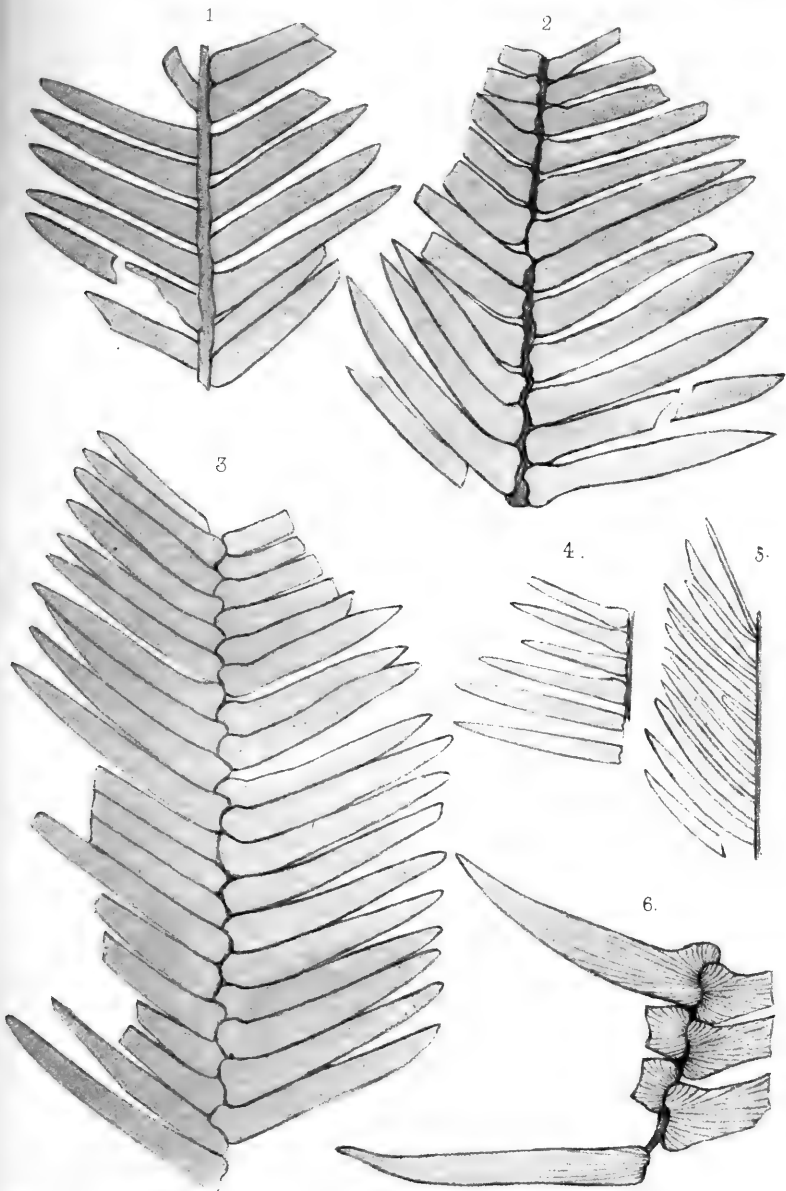


Formes etc.

1. *Otozamites Youngii*, Breugn.
2. ———— *Bucklandi*, Breugn.
3. ———— *Mattellianus*, Zign.
4. ———— *Trevisani*, Zign.

Des. Beugnot, Paris






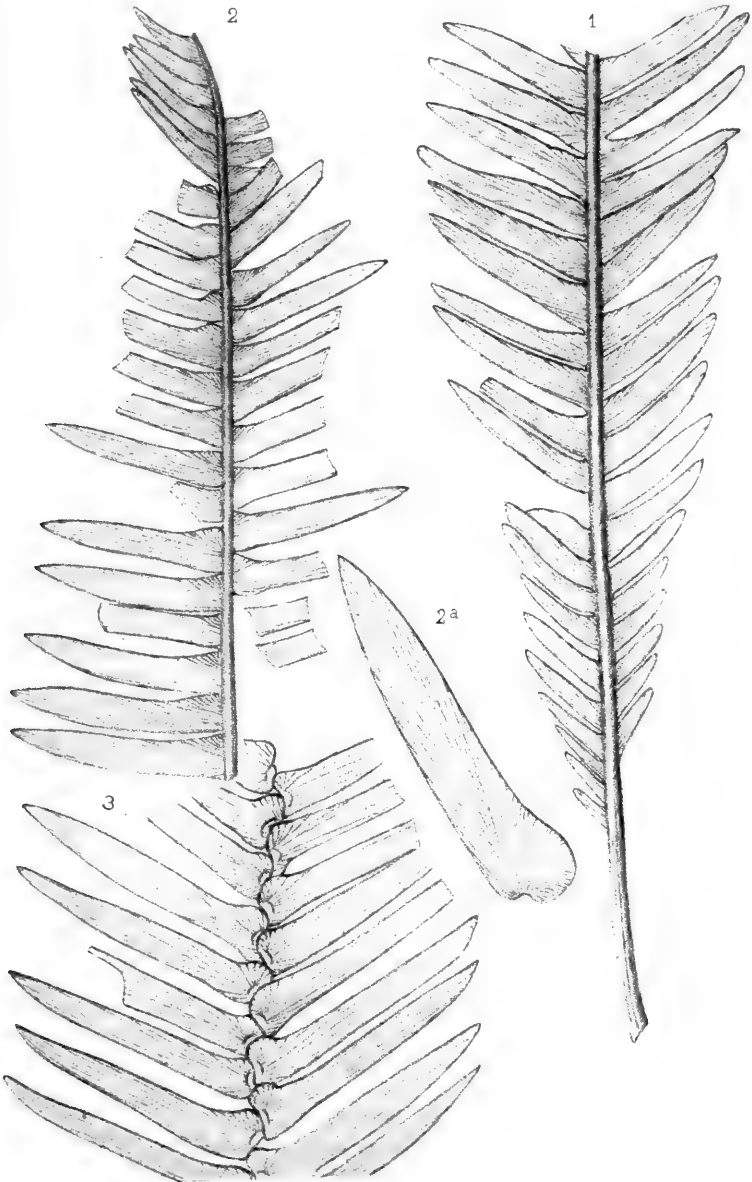
Formant, lith.

C. Masson, Editeur.

Imp. Becquet, Paris.

1-6. *Otozamites latior*, Sap.







Formant, lith.

G. Massou, Editeur

Imp. Becquet, Paris.

1-3. *Otozamites latior*, Sap.





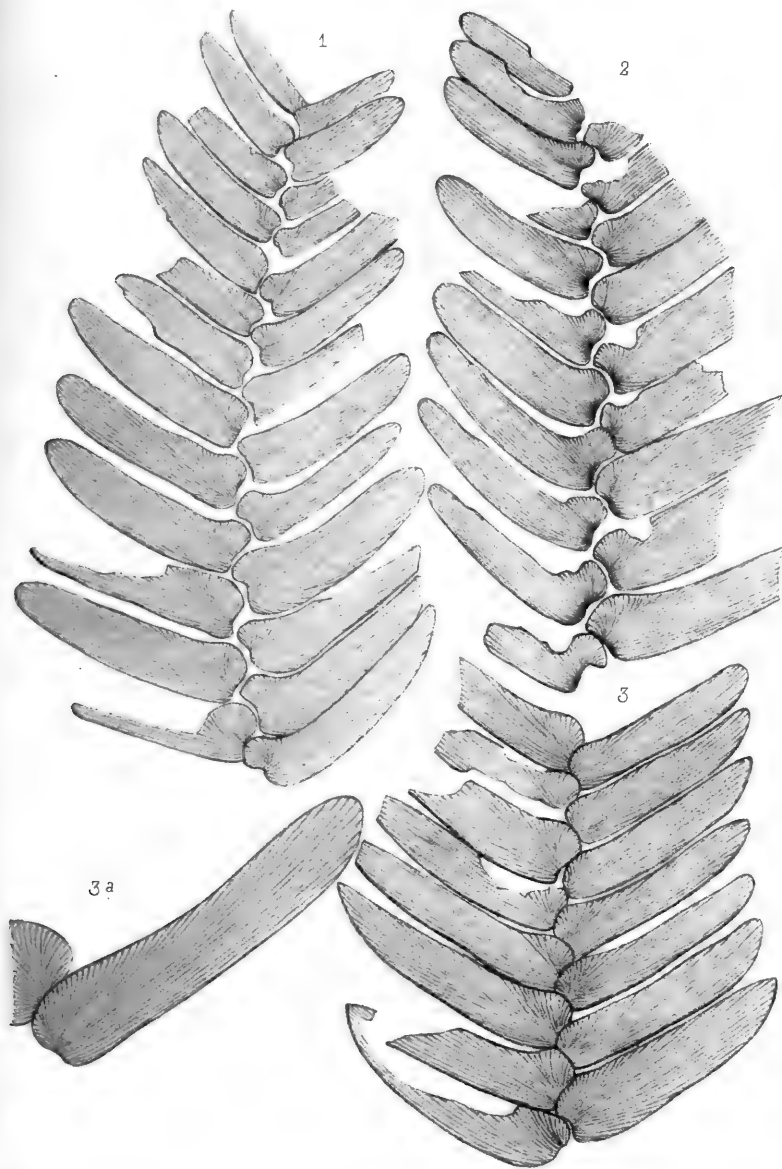
Formant lith.

...Maison, Maître.

Imp. Hequet, Paris.

1-3. *Otozamites brevifolius*, F. Br.

4. _____ *Terquemi*, Sap.



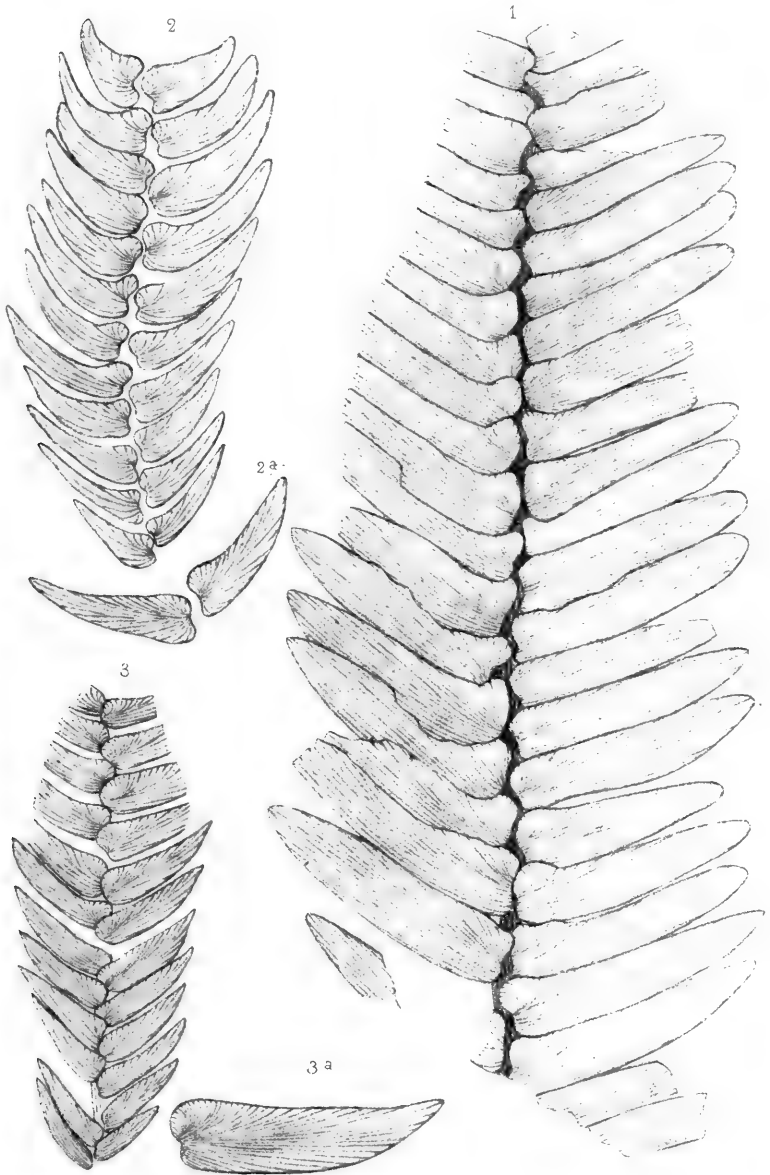
Formant lith.

G. Masson, Editeur.

Imp. Becquet Paris.

1-3. *Otozamites Hennoquei*, Pom.






Formant. H. H.

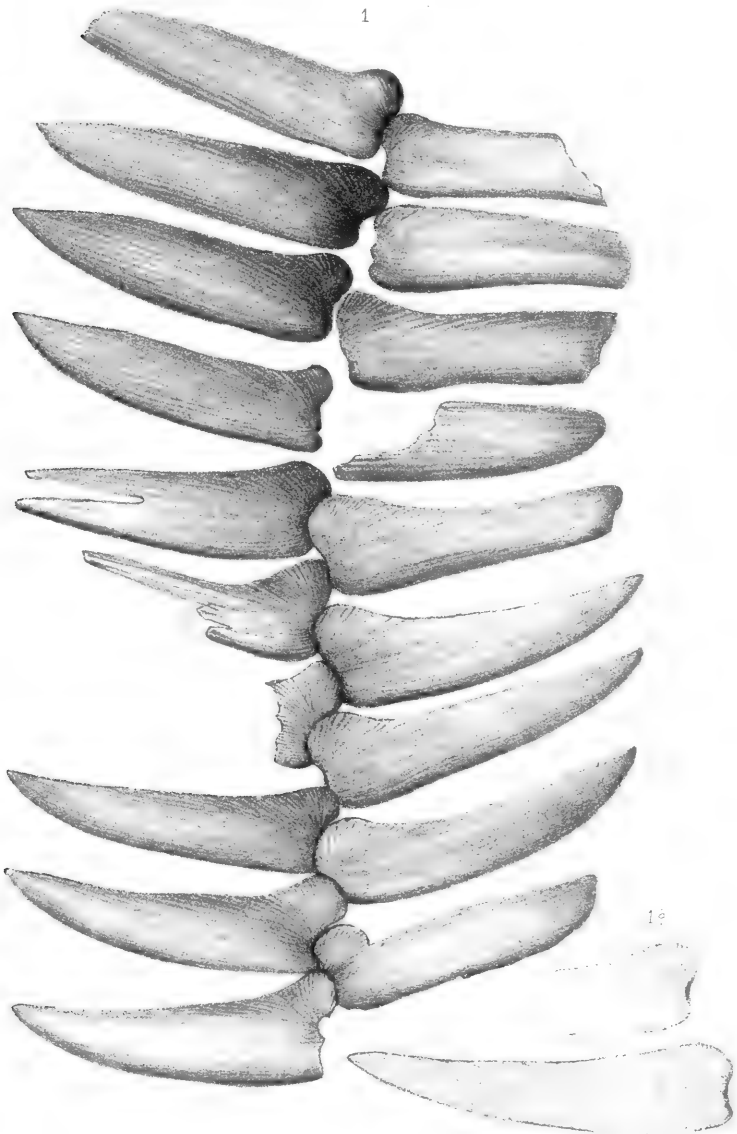
C. Masson, graveur.

Imp. Becquet, Paris

1. *Otozamites Hennoquei*, Pom.

2-3. _____ *recurrens*, Sap.



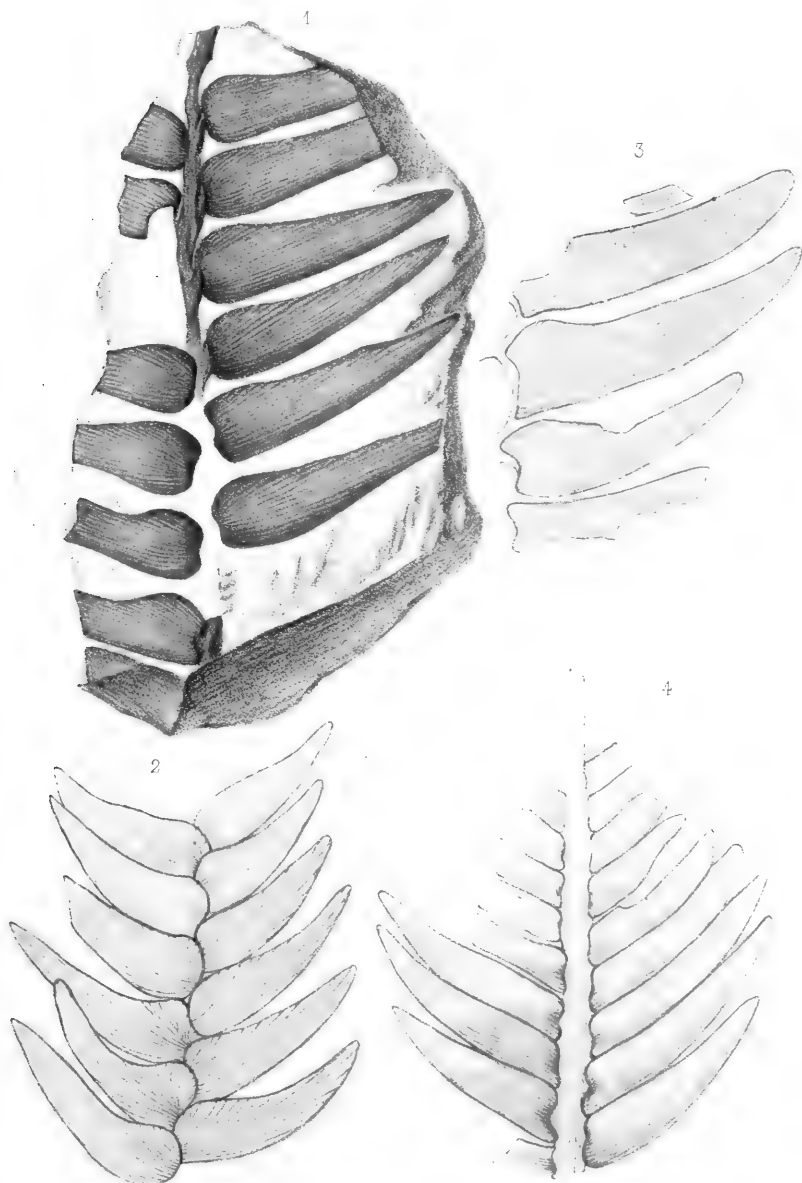


Formant lith.

G. Masson, Editeur.

Imp. Becquet, Paris

1. *Otozamites major*, Schimp.




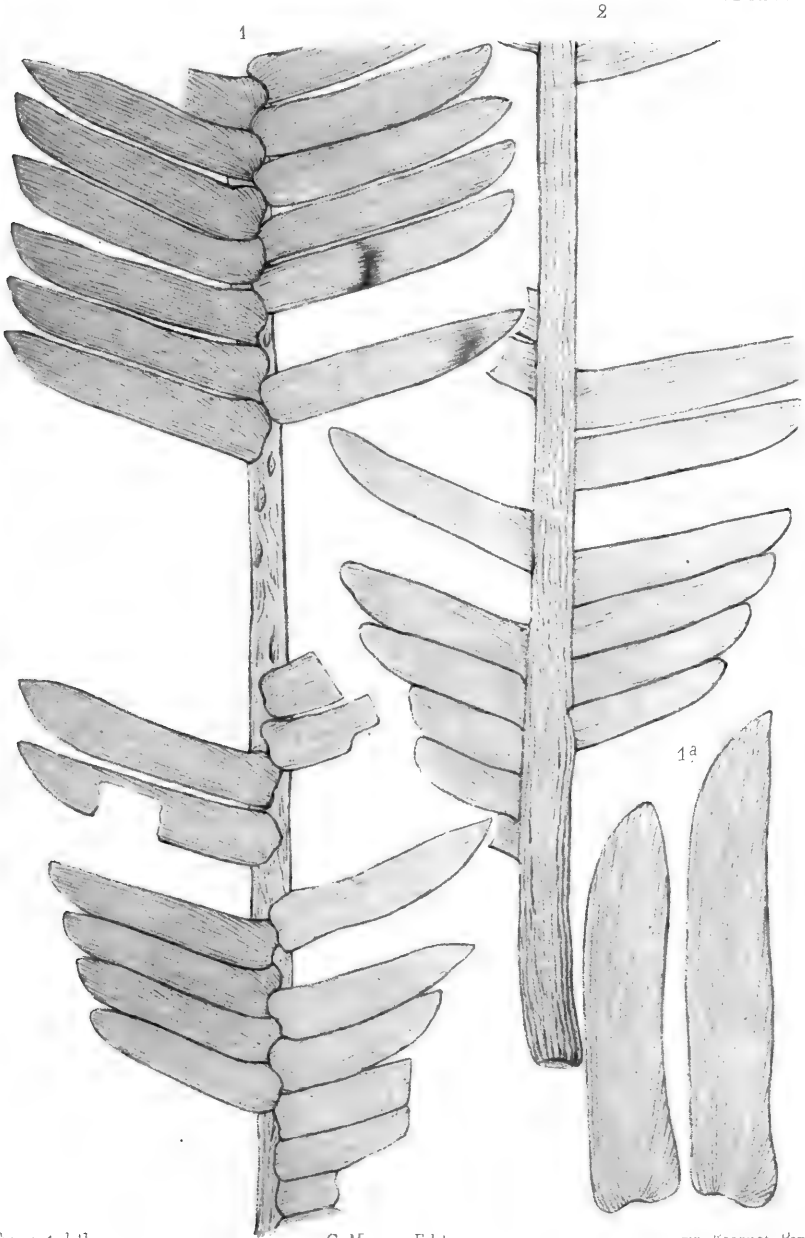
Formant, lith.

J. Masson, graveur.

Imp. Becquet Paris

1. *Otozamites disjunctus*, Sap.
 2-3. ————— *graphicus*, Schimp.
 4. *Brongniartii*, Schimp.






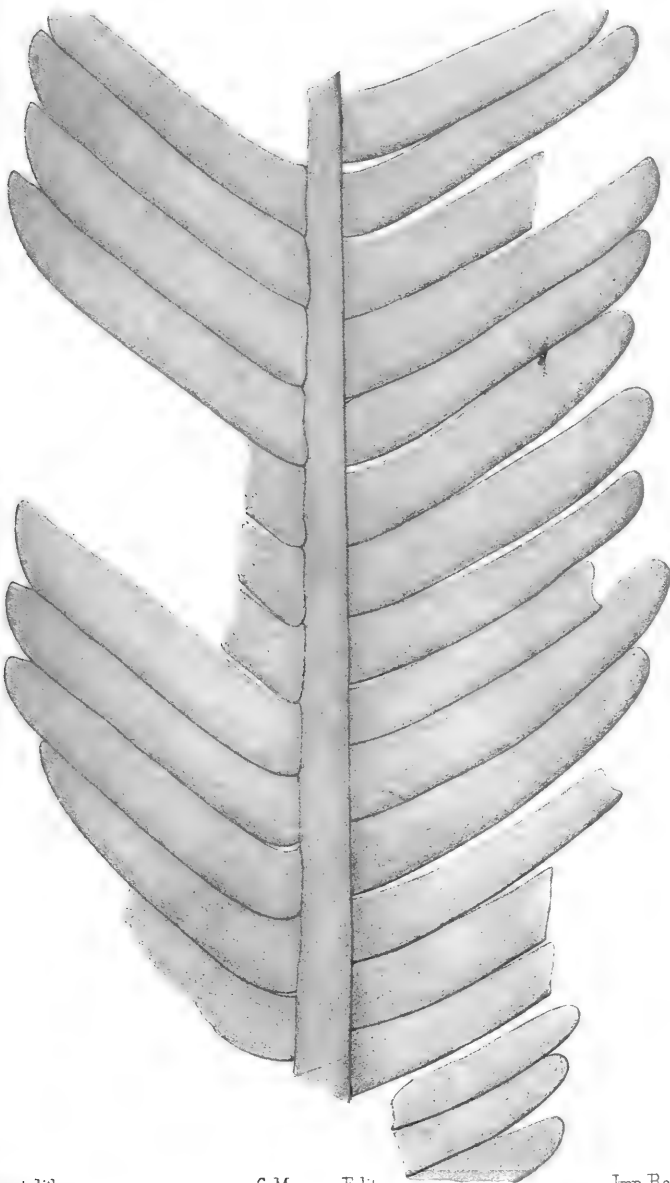
Formant, lith.

G. Masson, Editeur.

imp. Lecquet, Paris

1-2. *Otozamites pterophylloides*, Brongn.







Formant lith.

G. Masson, Editeur.

Imp. Becquet, Paris.

Otozamites pterophylloides, Brongn.







Formant lith.

G. Masson, Editeur.

Imp. Becquet, Paris.





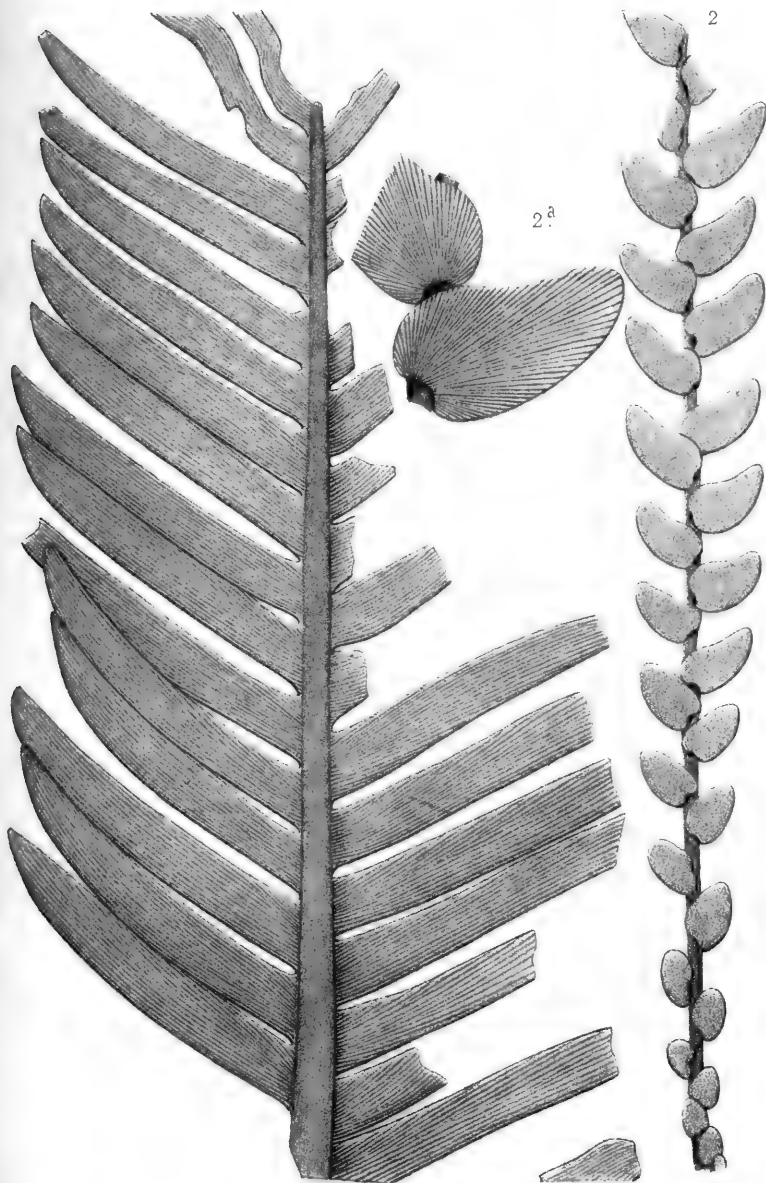
Formant lith.

G. Masson, Editeur.

Imp. Becquet, Paris.

1-3. *Otozamites pterophylloides*, Brongn.






Formant lith.

G. Masson, Editeur.

Imp. Becquet, Paris.

1. *Otozamites pterophylloides*, Brongn.

2. *O. ——— microphyllus*, Brongn.






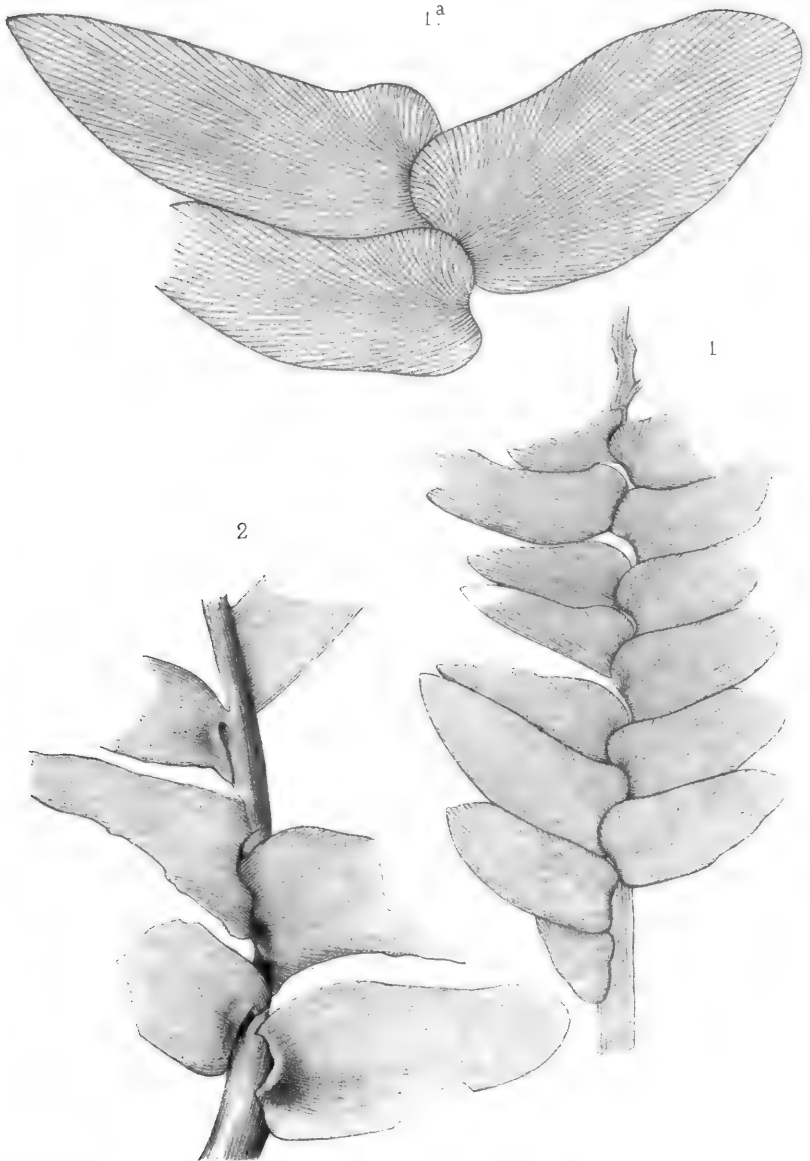
Formant lith.

G. Masson, Editeur.

Imp. Becquet, Paris.

1. *Otozamites marginatus*, Sap.
2 - 7. *O. _____ Reglei*, (Brongn.) Sap.






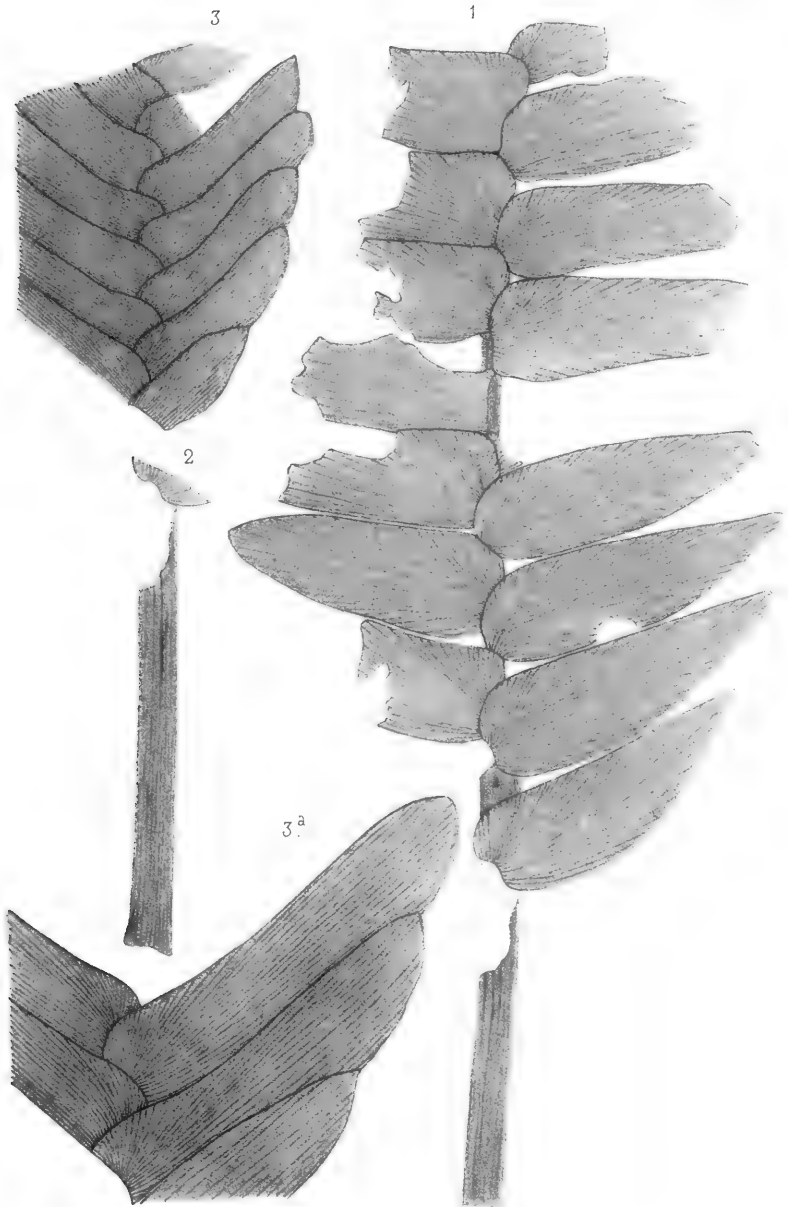
Formant lith.

G. Masson, Editeur.

Imp. Becquet, Paris.

1. *Otozamites decorus*, Sap.
2. *O. _____ lagotis*, Brongn.






Formant lith.


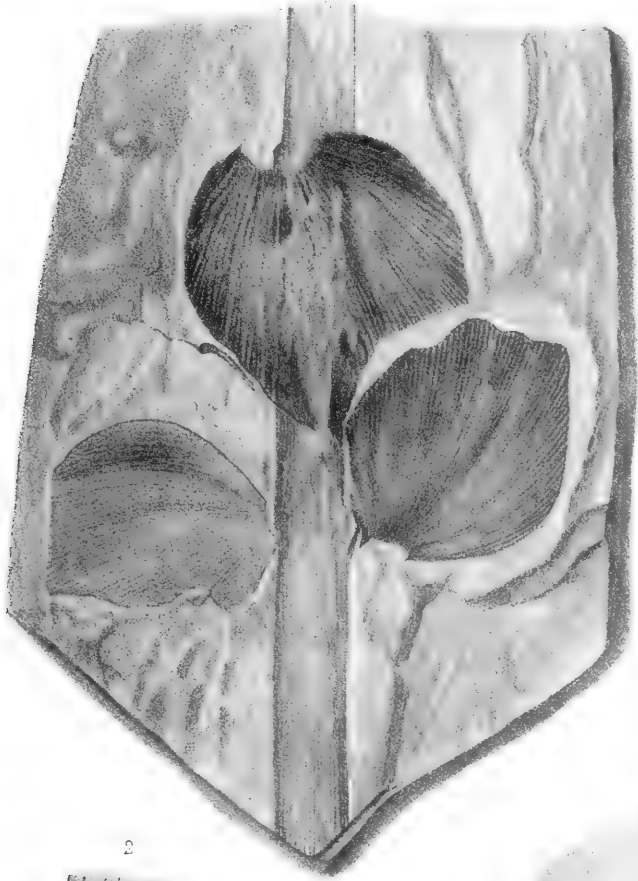
G. Masson, Editeur.

Imp. Becquet, Paris.

1-2. *Otozamites decorus*, Sap.

3. *O. _____ pterophylloides*, Brongn.



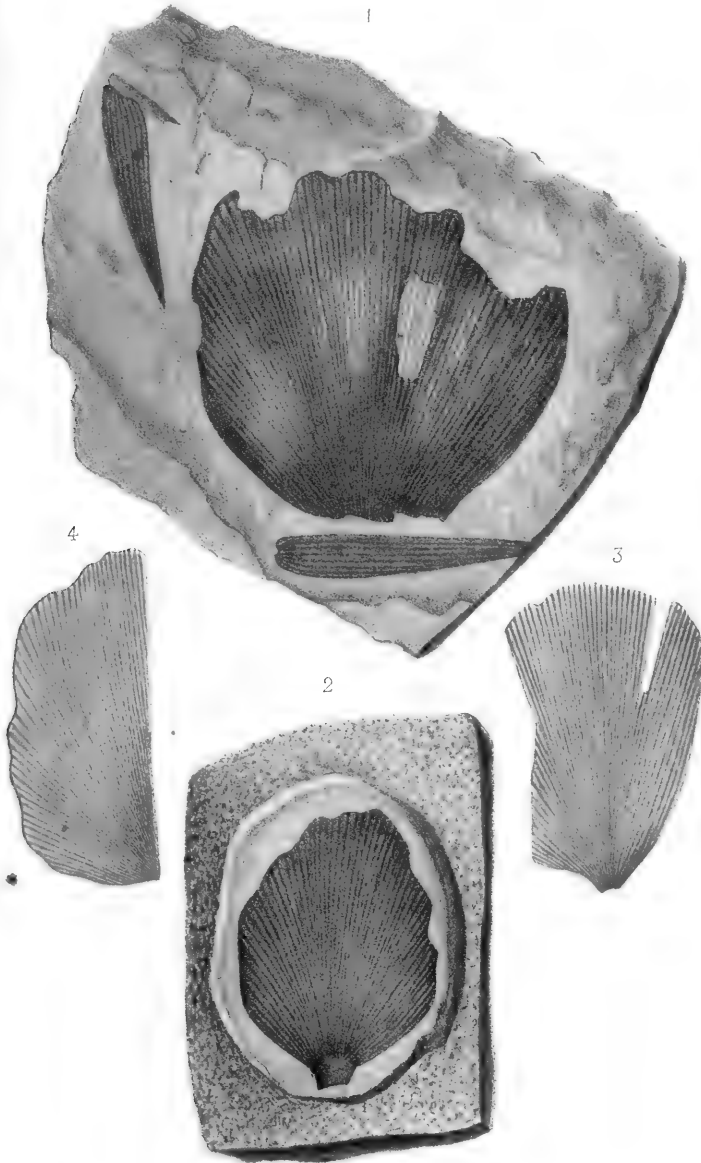


Formant lith.

G. Masson, Editeur.

Imp. Becquet, Paris

1. *Sphenozamites latifolius*. (Brongn.) Sap.
2-4. *S. _____ Brongniartii*, Sap.





Formant lith.

G. Masson, Editeur.

Imp. Becquet, Paris.

1-4. *Sphenozamites latifolius*, (Brongn.) Sap.





Formant lith.

G. Masson, Editeur.


Imp. Becquet, Paris.

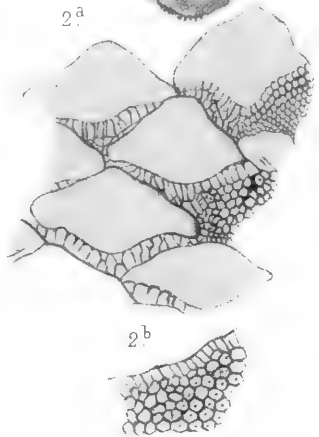
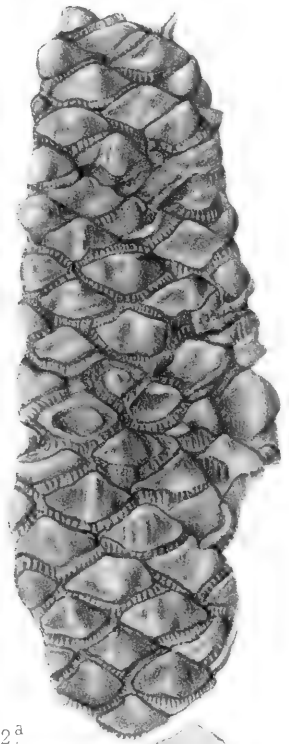
1-2. *Sphenozamites Rossii*, Zign.

4. *Cycadolepis villosa*, Sap.

3. *Cycadorachis abscisa*, Sap.

5-6. *C. _____ hirta*, Sap.






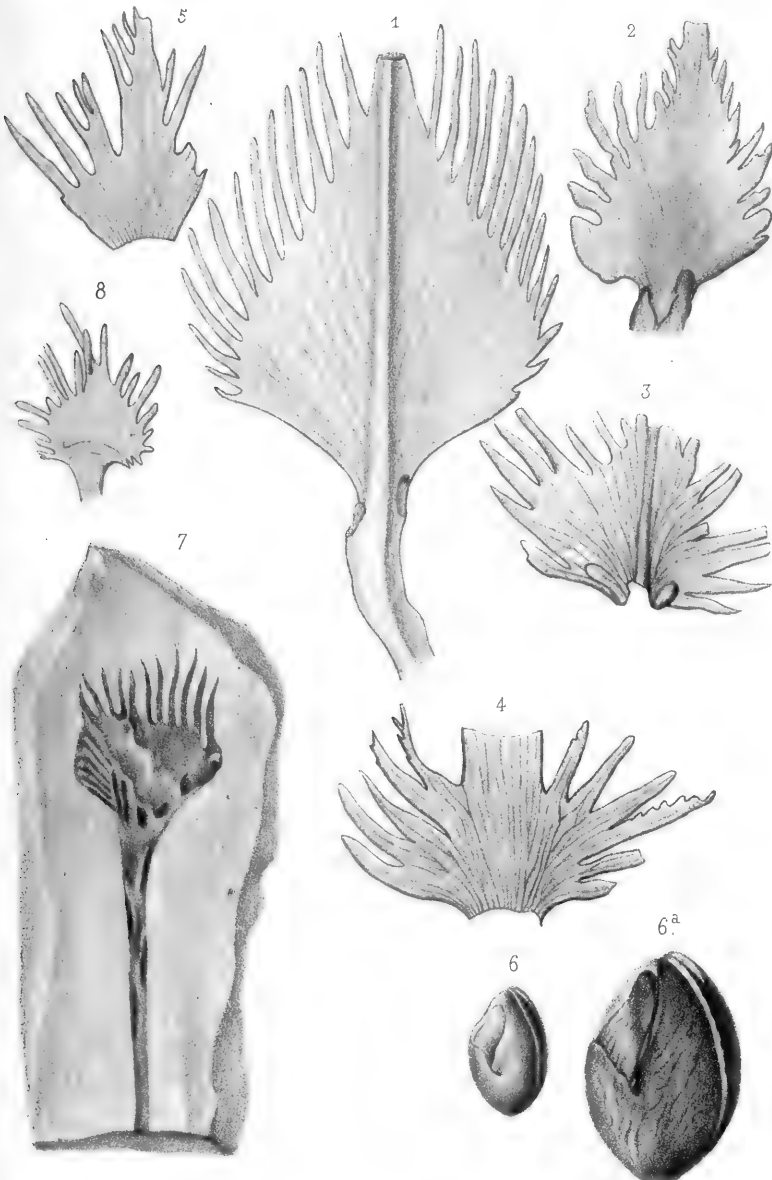
Formant lith.

G. Masson, E. diteur.

Imp. Becquet, Paris.

1-2. *Androstrobus Balduini*, Sap.





Formant lith.


G. Masson, Editeur.

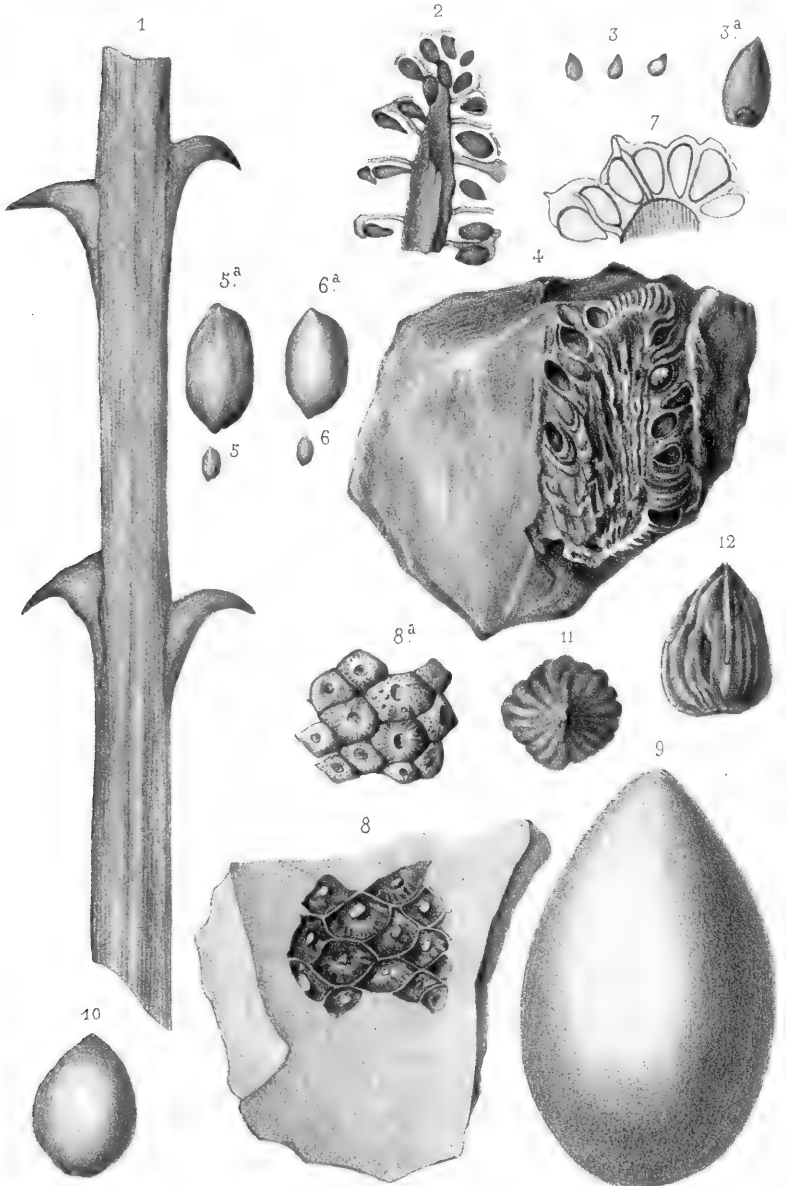
Imp. Becquet, Paris.

1 - 5. *Cycadospadix Hennoquei*, Schimp.

6. *Cycadeospermum hettangense*, (Schimp.) Sap.

7 - 8. *Cycadospadix Moræanus*, Schimp.






Formant lith.

G. Masson, Editeur.

Imp. Becquet, Paris

- | | |
|---|---|
| 1. <i>Cycadorachis armatus</i> , Sap. | 9. <i>Cycadeospermum Pomelii</i> , S. |
| 2 - 7. <i>Zamiostrobus Ponceleti</i> , Sap. | 10. <i>C.</i> _____ <i>wimillensis</i> |
| 8. <i>Z.</i> _____ <i>index</i> , Sap. | 11. 12. <i>C.</i> _____ <i>Schlumberg</i> |



Formant lith.


G. Masson, Editeur.


Imp. Becquet Paris.

1. *Bolbopodium micromerum*, Sap.

2. *B. _____ pictaviense*, Sap.

3. *Cylindropodium liasinum*, (Schimp.) Sap.

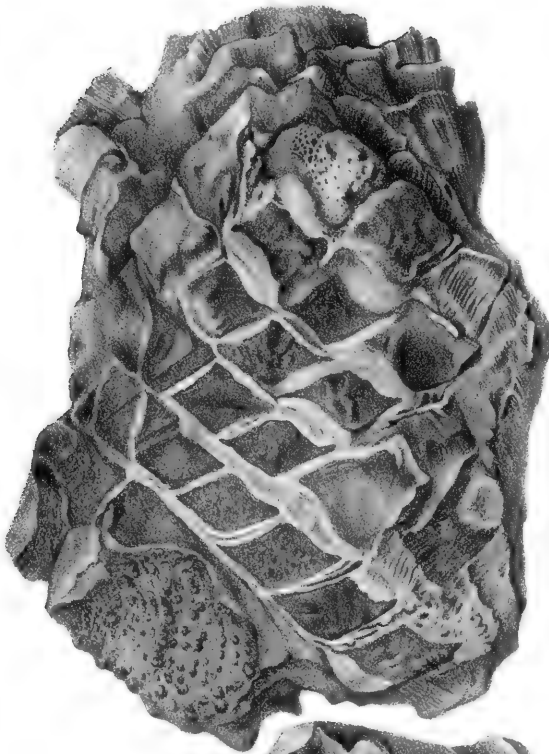




T. Jurassique. Végétaux.

Pl. CXIX.

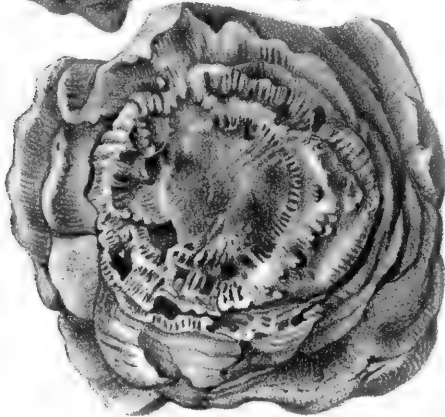
1



3



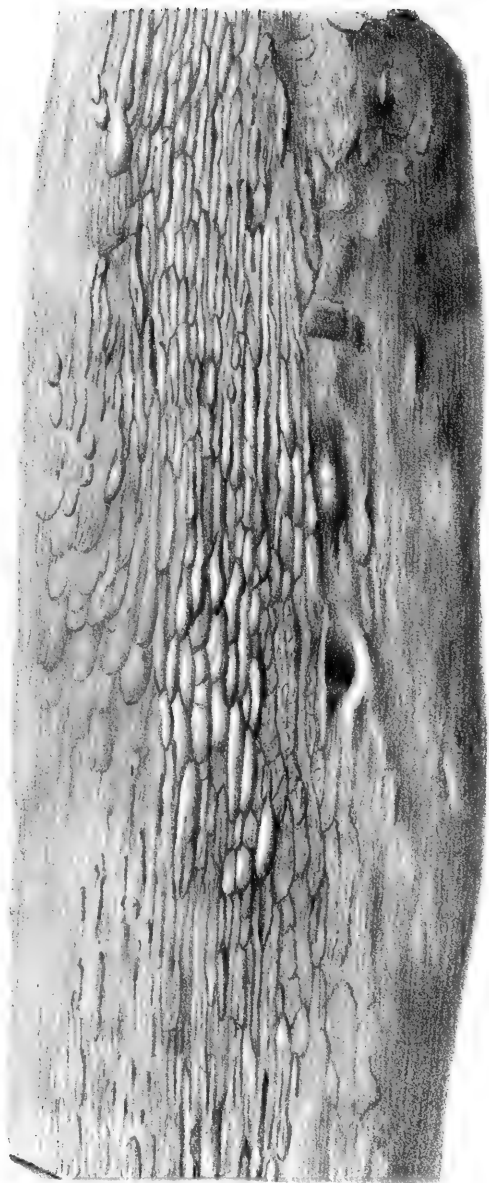
2



Formant lith.

- 1-2. *Cylindropodium liasinum*, (Schimp)
 3. *C.* _____ *gracile*, (Pom.) S


4



Imp. Becquet, Paris.

Cylindropodium Deshayesi, Sap.
Cycadomyelon hettangense, Sap.





T. Jurassique. Végétaux.

PL. CXX.

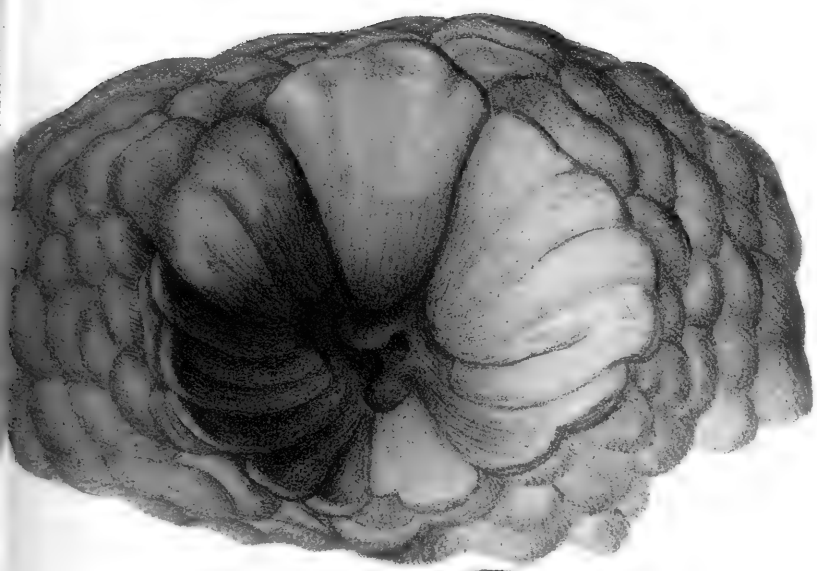
1



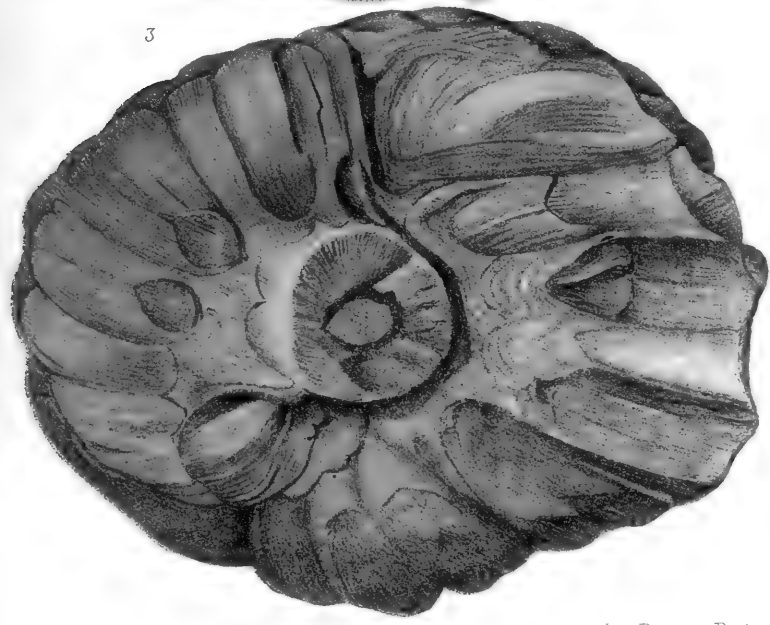
Formant lith.

1 - 3. Platylep.


2



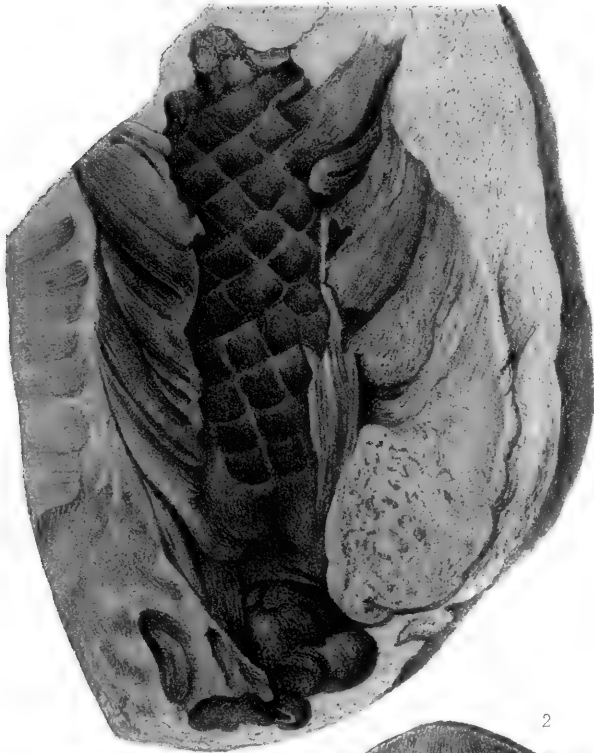
3




Imp Becquet Paris. p v



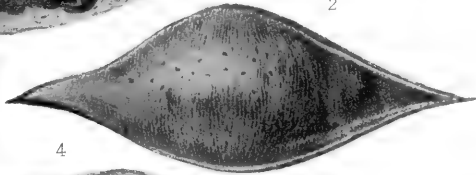
1



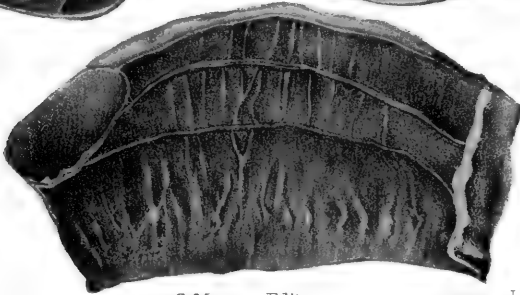
3



2



4




Formant lith.

G. Masson, Editeur.

Imp. Becquet, Paris. p.v.

1. *Platylepis impressa*, Sap.

2 - 4. *Encephalartos Altensteini*, Lehm. (Appendice cortical.)



T. Jurassique. Végétaux.

Pl. CXXII.

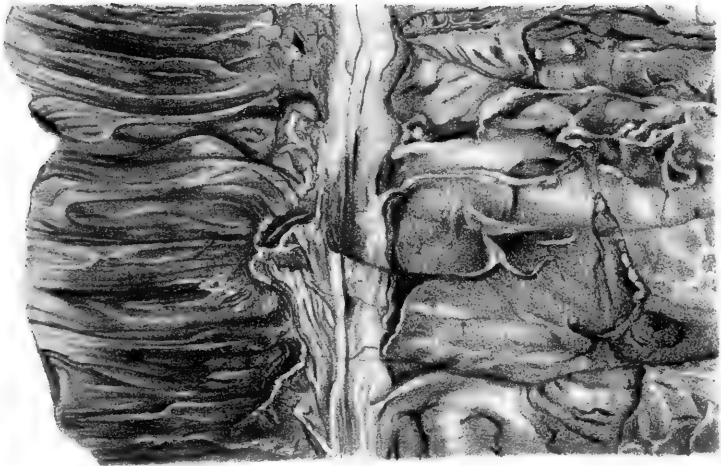
1



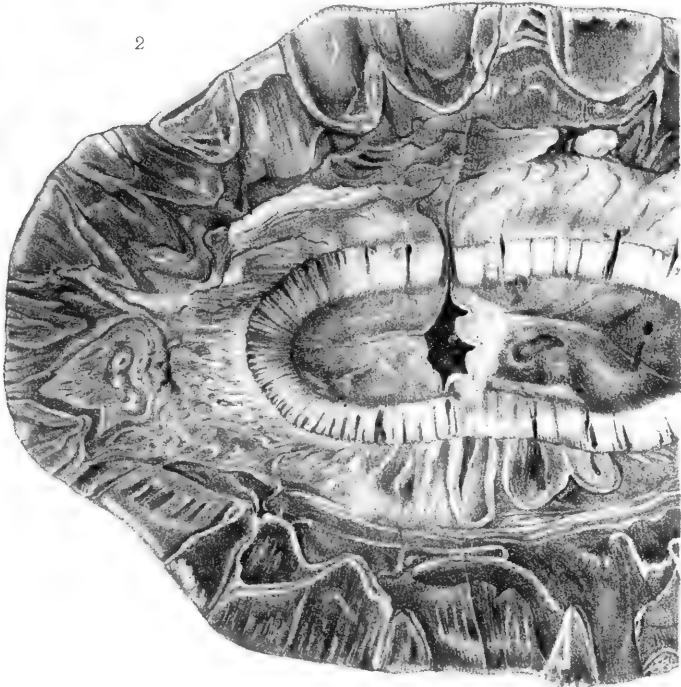
Formant lith.

1-3. Clat

3




2



leur.



Imp. Becquet, Paris. p.v.

Trigeri, Sap.



T. Jurassique. Végétaux.

PL. CXXIII.

1 $\frac{3}{4}$ 2 $\frac{3}{4}$ 

Formant lith.

1 - 2. Cla
3 - 5. Fitt

5



3




4




eur

Imp Berquet Paris


sarlatense, Sap.
iartii, (Morière) Sap.





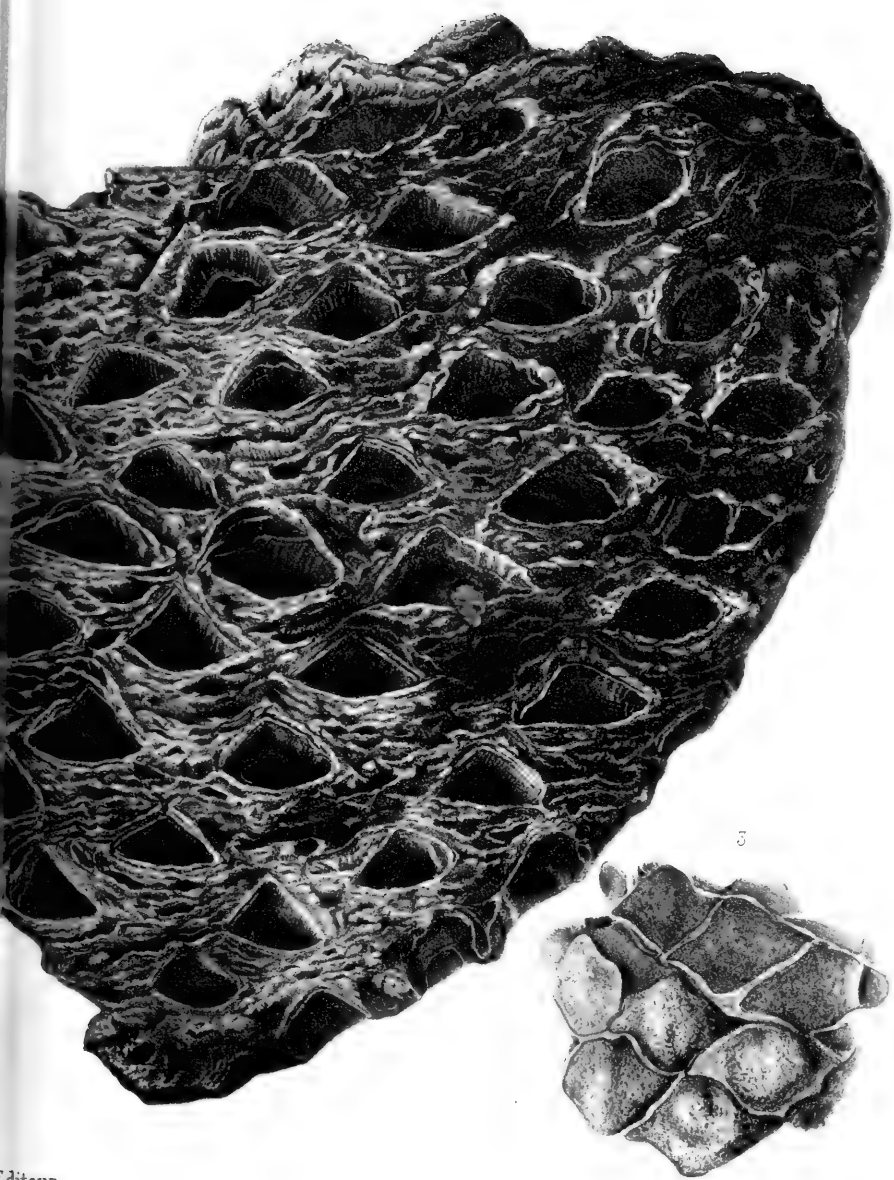
T. Jurassique. Végétaux.
PL. CXXIV.

2



Formant lith.


1 - 2. Clathro
3 - 4. Cylindro




Editeur.

Imp Becquet Paris. p 7


atum, Sap.
 sinum, (Schimp.) Sap.





T. Jurassique. Végétaux.
 PL. CXXV.

1

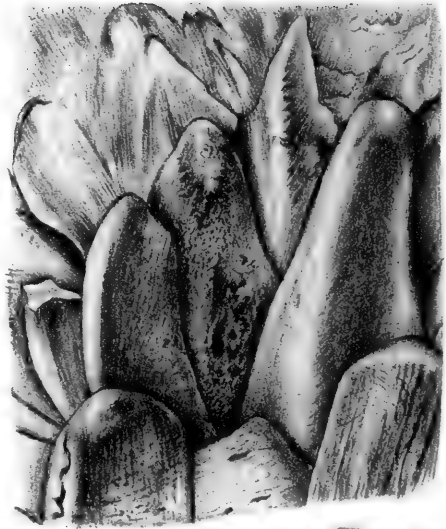

 $\frac{3}{4}$

Formant lith.


1-3. F
 4. F

3

4




2




eur.

Imp. Bequet Paris.

ignis, Sap.
amata, Carr.





T. Jurassique. Végétaux.

PL. CXXVI.

1




Formant lith.




4

Imp. Becquet Paris.

gnis . Sap.





Jurassique. Végétaux.


Pl. CXXVII.

1



Formant lith.

3




2

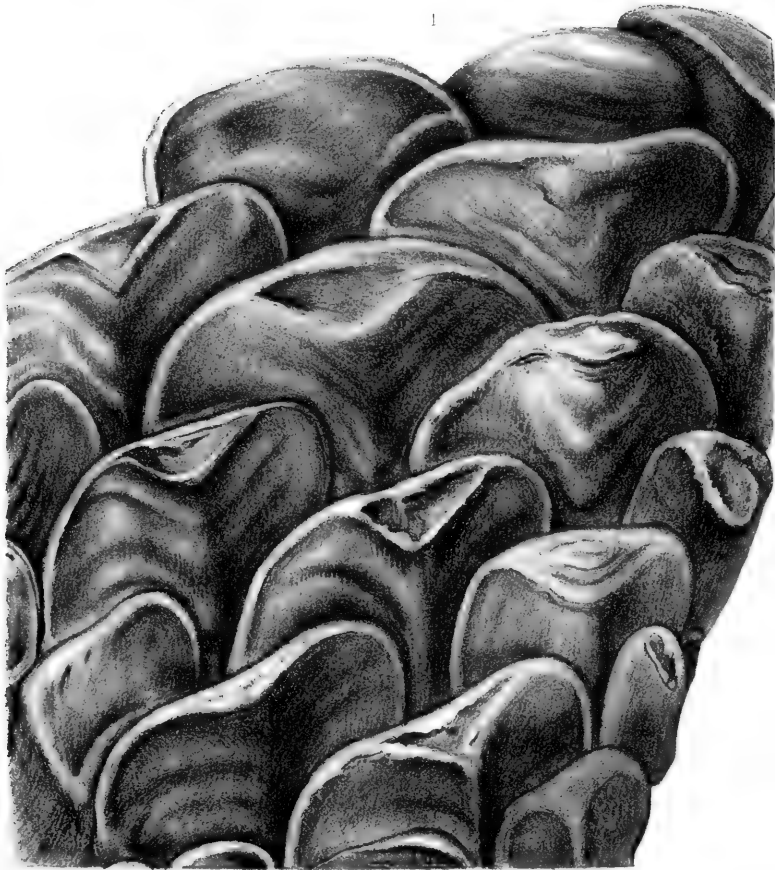



ur.

Imp. Becquet Paris. p.v.

gauxi, Sap.







Formant lith.


G. Masson, Editeur.

Imp. Becquet, Paris.

1. *Bucklandia anomala*, Presl.
2. *Cycas revoluta*. I. (Appendices corticaux.)







PLEASE DO NOT REMOVE
CARDS OR SLIPS FROM THIS POCKET

UNIVERSITY OF TORONTO LIBRARY

QE Orbigny, Alcide Dessalines d'.
755 Paléontologie française
F8
07
Sect.B
2.Ser.
t.2
Atlas

Physical &
Applied Sci.

