

GA2/100.14/1902-04

c. 1

Government Publications Div.  
University of Colorado Libraries  
Boulder, Colorado

Colorado.  
Auditor of State.

Biennial Report.

December 1, 1902 -  
November 30, 1904

5-Au2  
1:904  
cop.2

COLORADO STATE PUBLICATIONS LIBRARY

~~GA2/100.14/1902-04~~ local



3 1799 00003 0528



1882  
104  
6.2

DEC 3 - 1945

EXHIBITS  
100-200-1007-1

# BIENNIAL REPORT

OF

JOHN A. HOLMBERG

# AUDITOR OF STATE

OF

# COLORADO

FROM DECEMBER 1, 1902, TO NOVEMBER 30, 1904  
INCLUSIVE



DENVER, COLORADO  
THE SMITH-BROOKS PRINTING CO., STATE PRINTERS  
1904





# BIENNIAL REPORT

OF

JOHN A. HOLMBERG

# AUDITOR OF STATE

OF

# COLORADO

FROM DECEMBER 1, 1902, TO NOVEMBER 30, 1904  
INCLUSIVE



DENVER, COLORADO  
THE SMITH-BROOKS PRINTING CO., STATE PRINTERS  
1904



BIENNIAL REPORT  
OF THE  
AUDITOR OF STATE  
OF  
COLORADO.

---

Denver, Colorado, December 15, 1904.

TO HIS EXCELLENCY,

JAMES H. PEABODY,

*Governor of Colorado.*

Sir—I respectfully submit herewith my report as Auditor of State for the fiscal years of 1903 and 1904.

At the time of assuming the duties as Auditor of State I found the Auditor's and Insurance departments in excellent condition, but not so with the Flat Tax Department. I found that the books did not correspond with the Auditor's report, and upon examination I found that the cash turned in to the State Treasurer did not correspond with the books.

At my request you appointed L. B. Schwanbeck, Expert Accountant, to examine the accounts of the Flat Tax Department in the State Auditor's office, and after a careful examination he reported the Flat Tax cash short \$10,087.30. Of this amount the former Auditor gave the State Treasurer a check for \$6,993.40, leaving a shortage of \$3,093.90, which has not up to this time been turned over to the Treasurer. Besides this amount there was collected \$34,895.16, which was paid under protest and which has never been paid over to the Treasurer, nor any accounting having been made to the State.

As the appropriations made by the Fourteenth General Assembly was in excess of the estimated revenue, all of the appropriations could not be paid.

After consulting with the Attorney-General, also with the heads of the various institutions of the State, and explaining the

condition of the revenue of the State, they realized that the condition of the State's finances were such that they would have to cut their expenses down to the lowest notch, which I am pleased to report all heads of the departments did, and very near all the departments have a little surplus to turn back into the General Revenue.

The World's Fair Board had an appropriation of \$100,000.00; of this amount they have used \$68,848.03, leaving a balance of \$31,151.97.

The Fourteenth General Assembly passed a bill providing that the surplus of 1901 and 1902 be made a fund to pay all deficiencies of former administrations. From this fund I have issued warrants which have been paid to the amount of \$158,929.48. There still remains \$53,993.62 of this class of claims not paid, which, with interest approximately due of \$13,500.00, would make a total of this class of claims \$67,493.62 on file in the State Auditor's office.

The Fourteenth General Assembly gave this administration an Incidental fund of not more than about one-fourth of what the former administration had for the same purpose, but through the economical administration of the heads of the various departments we managed to pay all the incidentals and expenses of the various departments, and have a surplus to turn into the General Revenue of \$7,841.60.

One of the disagreeable things that came up in this office was the injunction served upon this office, stopping the issuing of warrants on the General Appropriation bill, and the sustaining of same to the District Court and the extra session of the Legislature, which necessitated a great deal of additional work in the Auditor's office. One other thing was that the Auditor's estimate of revenues for the years 1903 and 1904 was largely in excess of what the amount should have been, consequently had to turn down a great many appropriations; in fact, refuse to draw warrants on the Third and Fourth-Class appropriations, but I believe at this time that with the amounts turned back into the General Revenue from the various appropriations that have been paid, there will be some moneys to pay on Third-Class appropriations.

Finding that the revenues of the State would be far below the estimate of the Legislature, the Board of Equalization decided to have some of its members visit every county in the State, placing before them the necessity of a large valuation of the State to provide for the various institutions. For this purpose James Cowie, Secretary of State; R. R. Leese, secretary of the Board of Equalization, and myself, visited nearly all of the counties in the State, and as a result we had an increase in the valuation, which in 1903 was \$333,000,000, to \$342,000,000 in 1904.

I beg to call your attention to the excellent record of the Insurance Department. In 1901 and 1902 the receipts for that department were \$259,315.96; in 1903 and 1904 the receipts were



\$318,219.43, showing an increase in 1903 and 1904 over 1901 and 1902 of \$58,989.34.

The receipts of the Flat Tax Department in 1901 and 1902, as shown by the Treasurer's books, and turned over to the Treasurer, were \$58,013.82, and the amount turned over to the Treasurer after November 30, 1903, was \$12,328.27, making a total of \$70,342.09. The receipts for 1903 and 1904 and turned over to the Treasurer were \$76,590.53. Paid under protest and in the Western Bank is \$11,016.77, making a total of \$87,607.30. By the advice of the Attorney-General, the amount under protest has not been turned in to the Treasurer, and is in the Western Bank, ready to be turned over at any time when the Flat Tax case is decided in the Supreme Court.

---

#### FLOATING DEBT OF THE STATE.

November 30, 1902.....	\$2,442,170.81
November 30, 1904.....	3,090,565.82
	<hr/>
Increase .....	\$648,395.01

Increase is accounted for on account of issue of \$739,000.00 certificates of indebtedness and additional interest on \$800,000.00 outstanding warrants of the years 1887, 1888 and 1889.

I have registered 784 Refunding Bonds at 10 cents each, making \$78.40, and paid the same to the State Treasurer.

I would recommend that an appropriation be made to pay the Assessor's mileage and per diem. The statute provides for an annual meeting to be held in August of each year, and also provides for paying mileage and per diem, but the Thirteenth General Assembly failed to make an appropriation for same. I would also recommend that an appropriation be made for paying the committee which is appointed to examine the books of the State Treasurer, as provided for by the statute.

I think that there should be a Traveling Auditor or a Commissioner appointed to examine public accounts; at any rate, the Auditor's accounts should be checked as often as the Treasurer's. I also recommend that a bill be passed by the Legislature to make it monitory for all employes of the State Auditor's office and the State Treasurer's office to be bonded in some reliable bonding company, the same to be paid for by the State. I further recommend that where the statute provides for salaries and expenses for a department of State that the Legislature should follow the same in making appropriations or change the statute, as it makes it very disagreeable in the Auditor's office when they make demand that their salary should be as the statute provides.

The Attorney-General, during this administration, held that

the appropriations provided for by the statute would have precedent over the appropriation bill.

For the reason of the increase of the amount of business in the State Auditor's office, I would recommend that an assistant bookkeeper be provided for.

Two years ago there was a request made of the Legislature that they provide for a new set of filing boxes in the vault of the State Auditor, but they at that time saw fit to turn the request down, which I have regretted very much since. If there is a department in the State that needs a new set of filing boxes it is the Auditor's, as the facilities we have at the present time for filing vouchers and other documents are very primitive, and we are very much crowded for room. I trust that the Legislature will take this matter up and see that there will be a new set of filing boxes for the vault of the State Auditor. I would also recommend that when an appropriation is made by the Legislature for the maintenance of a department of state the cash fund of such department be turned into the General Revenue.

Respectfully submitted,

JOHN A. HOLMBERG,  
Auditor of State.

# STATEMENT

SHOWING

Estimated Floating Debt of State, November 30, 1904.

Estimated Expenditures for the Fiscal Years 1905 and 1906.

Estimated General Fund Income for the Fiscal Years 1905 and 1906.

## STATEMENT

SHOWING ESTIMATED FLOATING DEBT OF STATE NOVEMBER 30, 1904.

## LIABILITIES.

Outstanding interest bearing warrants, 1887 and prior...	\$ 130,776.71
Outstanding interest bearing warrants, 1888.....	277,555.65
Outstanding interest bearing warrants, 1889.....	418,227.54
Outstanding interest bearing warrants, 1891.....	215.20
Outstanding interest bearing warrants, 1892.....	6,153.40
Outstanding interest bearing warrants, 1893.....	5,933.53
Outstanding interest bearing warrants, 1894.....	32,649.50
Outstanding interest bearing warrants, 1895.....	123.91
Outstanding interest bearing warrants, 1896.....	192.54
Outstanding interest bearing warrants, 1897.....	2,987.72
Outstanding interest bearing warrants, 1898.....	1,862.06
Outstanding interest bearing warrants, 1899.....	862.99
Outstanding interest bearing warrants, 1900.....	210.04
Outstanding interest bearing warrants, 1901.....	21.60
Outstanding interest bearing warrants, 1902.....	90.10
Outstanding interest bearing warrants, 1903.....	12,928.17
Outstanding interest bearing warrants, 1904.....	621,186.70
Outstanding interest bearing Capitol building warrants.	476,606.73
Outstanding interest bearing certificates of indebtedness	761,514.33
Outstanding cash warrants.....	15,311.50
Estimated interest due on outstanding warrants.....	970,000.00
Estimated interest due on certificates of indebtedness...	39,000.00
<hr/>	
Gross floating debt.....	\$3,774,409.92
Bonded indebtedness, Capitol building.....	600,000.00
Bonded indebtedness, casual deficiency.....	100,000.00
Bonded indebtedness, Cripple Creek insurrection.....	70,500.00
Bonded indebtedness, Leadville riots.....	223,000.00
Estimated interest due on bonds.....	18,500.00
<hr/>	
Gross floating and bonded debt of State.....	\$4,786,409.92
Less assets due the State.....	1,694,844.10
Total debt of State.....	\$3,091,565.82



## STATEMENT

SHOWING ESTIMATED FLOATING DEBT OF STATE NOVEMBER 30, 1904.

## ASSETS.

Cash in Treasury, general revenue, 1887 and prior.....	\$	136.82
Cash in Treasury, general revenue, 1888..		659.99
Cash in Treasury, general revenue, 1889..		1,192.77
Cash in Treasury, general revenue, 1890..		229.92
Cash in Treasury, general revenue, 1891..		55.03
Cash in Treasury, general revenue, 1892..		462.92
Cash in Treasury, general revenue, 1893..		115.22
Cash in Treasury, general revenue, 1894..		512.50
Cash in Treasury, general revenue, 1895..		128.46
Cash in Treasury, general revenue, 1896..		1,857.19
Cash in Treasury, general revenue, 1897..		305.41
Cash in Treasury, general revenue, 1898..		4,865.26
Cash in Treasury, general revenue, 1899..		4,614.80
Cash in Treasury, general revenue, 1900..		1,390.73
Cash in Treasury, general revenue, 1901..		4,177.65
Cash in Treasury, general revenue, 1902..		7,320.53
Cash in Treasury, general revenue, 1903..		22,088.25
Cash in Treasury, general revenue, 1904..		81,686.54
Cash in Treasury, Capitol building.....		30,538.23
Cash in Treasury, Ute war debt.....		206.75
Cash in Treasury, cash warrants.....		15,311.50
Cash in Treasury, Capitol building bond sinking .....		443,761.00
Total cash in Treasury for above funds .....	\$	621,617.47

## Uncollected Revenue as Follows.

General revenue, 1902 and prior tax...	\$	281,607.23
General revenue, 1903 .....		69,937.30
General revenue, 1904 .....		593,095.91
Capitol building tax.....		297,000.34
Ute war debt tax.....		6,927.67
Capitol building bond sinking.....		152,313.77
Total gross uncollected taxes.....	\$	1,400,882.22

## Deduct as Follows:

80 per cent. uncollected tax, 1902 and prior .....	\$	225,285.78
10 per cent. uncollected tax, 1903.....		6,993.73
5 per cent. uncollected tax, 1904.....		29,654.80
40 per cent. uncollected Capitol building tax.....		118,800.14
99 per cent. uncollected Ute war debt tax .....		6,858.39
20 per cent. uncollected Capitol building bond sinking tax.....		30,462.75
		<u>418,055.59</u>

Total uncollected taxes due the State .....	982,826.63
Warrants issued in 1889, and estimated interest (declared illegal by Supreme Court) .....	90,400.00
Total assets due the State.....	\$1,694,844.10

## ESTIMATED EXPENDITURES

FOR THE FISCAL YEARS 1905 AND 1906.

Governor's salary .....	\$ 10,000.00
Governor's private secretary .....	3,000.00
Governor's stenographers .....	4,800.00
Lieutenant Governor's salary.....	2,000.00
Secretary of State, salary .....	6,000.00
Deputy Secretary of State, salary.....	5,000.00
Secretary of State, clerks fund.....	20,000.00
License Tax Department .....	5,400.00
Secretary of State, chief clerk .....	3,000.00
Secretary of State, brand department .....	5,400.00
Secretary of State, two stenographers .....	4,800.00
Secretary of State, bookkeeper .....	2,400.00
Secretary of State, index clerk .....	2,400.00
Auditor of State, salary .....	6,000.00
Deputy Auditor of State, salary .....	5,000.00
Auditor of State, clerks fund.....	9,800.00
State Treasurer's salary .....	12,000.00
Deputy State Treasurer.....	5,000.00
State Treasurer, clerks fund.....	20,400.00
Superintendent of Public Instruction, salary .....	6,000.00
Superintendent of Public Instruction, clerks fund.....	5,000.00
Commissioner of Printing .....	5,000.00
Assistant State Librarian .....	2,000.00
Attorney General's salary .....	6,000.00
Attorney General's assistants and stenographers.....	12,000.00
Judges Supreme Court (7).....	70,000.00
Reporter Supreme Court, salary .....	6,000.00
Bailiffs Supreme Court (2).....	4,800.00
Clerk Supreme Court .....	7,000.00
Deputy Clerk Supreme Court.....	4,600.00
Second Deputy Clerk Supreme Court.....	4,000.00
Supreme Court Clerk's stenographer.....	2,000.00
Stenographers Supreme Court (7).....	14,000.00
Judges District Court (21).....	168,000.00
District Attorneys (13) .....	20,800.00
State Engineer's salary .....	6,000.00
Deputy State Engineer's salary .....	4,000.00
Carried forward .....	
	\$ 479,000.00

## ESTIMATED EXPENDITURES

FOR THE FISCAL YEARS 1905 AND 1906—Continued.

Brought forward .....	\$ 479,000.00
State Engineer, two professional assistants.....	10,000.00
State Engineer, chief clerk .....	3,000.00
State Engineer, clerks' fund .....	18,000.00
State Engineer, field expenses .....	30,000.00
State Engineer, river service .....	10,000.00
State Engineer, division engineers .....	20,000.00
State Inspector of Coal Mines (2), salaries.....	7,000.00
State Inspector of Coal Mines, deputies (2) .....	6,000.00
State Inspector of Coal Mines, clerk's salary.....	2,000.00
State Inspector of Coal Mines, traveling expenses .....	4,000.00
Veterinary Surgeon's salary .....	3,000.00
Veterinary Sanitary Board, expense.....	1,500.00
Board of Arbitration (2) members .....	2,400.00
Board of Arbitration, secretary's salary .....	2,400.00
Board of Arbitration, traveling expense .....	500.00
State Board of Land Commissioners, register .....	4,000.00
State Board of Land Commissioners, deputy register ..	3,600.00
State Board of Land Commissioners, timber warden...	3,000.00
State Board of Land Commissioners, appraisers (3)....	9,000.00
State Board of Land Commissioners, attorney .....	3,600.00
State Board of Land Commissioners, expense .....	9,600.00
State Board of Land Commissioners, clerks' fund .....	19,500.00
State Board of Land Commissioners, superintendent mineral department .....	4,000.00
State Board of Land Commissioners, mineral depart- ment expense .....	2,400.00
Deputy Labor Commissioner.....	3,600.00
Boiler Inspector, salary .....	5,000.00
Deputy Boiler Inspector's salary.....	3,000.00
Fifteenth General Assembly—	
Per diem of Senators and Members.....	63,000.00
Mileage of Senators and Members.....	5,000.00
Per diem of Senate and House employes.....	38,000.00
Contingent and incidental expenses Fifteenth Gen- eral Assembly .....	15,000.00
Legislative printing .....	30,000.00
State Board of Charities and Corrections, secretary's salary .....	3,000.00
Carried forward .....	

---

 \$ 823,400.00

## ESTIMATED EXPENDITURES

FOR THE FISCAL YEARS 1905 AND 1906—Continued.

Brought forward .....	\$ 823,400.00
State Board of Charities and Corrections, stenographer .....	2,000.00
State Board of Charities and Corrections, clerk.....	2,000.00
State Board of Charities and Corrections, incidental expenses .....	1,500.00
Bureau of Protection, members (3), salaries.....	6,000.00
Board of Health, secretary's salary .....	3,600.00
Board of Health, clerks' fund .....	6,000.00
Board of Health, sanitary inspector .....	2,400.00
Board of Health, medical inspector .....	2,400.00
Board of Health, bacteriologist .....	2,400.00
Board of Health, traveling expenses.....	1,500.00
Board of Health, establishing laboratory.....	2,500.00
Board of Health, maintenance of laboratory.....	1,500.00
Board of Law Examiners, salary and expenses.....	1,800.00
Dairy Commissioner and deputy and expense.....	5,400.00
Board of Equalization, secretary's salary .....	3,000.00
Board of Equalization, clerical assistance .....	3,000.00
Game and Fish Wardens and Commissioner, salaries .	14,400.00
Game and Fish Warden, clerk .....	2,400.00
Fish Hatcheries, superintendent and deputies, salaries	12,000.00
Fish Hatcheries, maintenance .....	17,998.20
Fish and Game Commissioner and deputies and superintendents, expense .....	4,400.00
Fish and Game (5) additional helpers.....	6,000.00
Horticultural Bureau, secretary and expense.....	5,000.00
Historical and Natural History Society, curator and expense .....	4,900.00
Bureau of Mines Commissioner, salary.....	5,000.00
Bureau of Mines, inspectors (3) .....	9,000.00
Bureau of Mines, chief clerk .....	3,000.00
Bureau of Mines, stenographer .....	2,000.00
Bureau of Mines, office and traveling expenses.....	12,856.00
Governor's contingent fund .....	5,000.00
Superintendent of Public Instruction, expense.....	1,000.00
Maintenance of State Library.....	1,000.00
Boller Inspector and deputy, expense.....	2,000.00
Assessors' expense .....	8,000.00
Dependent Children's Home.....	40,000.00
Carried forward .....	

---

 \$1,026,364.20



## ESTIMATED EXPENDITURES

FOR THE FISCAL YEARS 1905 AND 1906—Concluded.

Brought forward .....	\$1,026,364.20	
Incidental and contingent expenses of departments.		
estimated .....	90,000.00	
Insane Asylum, maintenance .....	100,000.00	
Industrial School, boys .....	50,000.00	
Industrial School, girls .....	10,000.00	
Penitentiary, maintenance .....	200,000.00	
Reformatory, maintenance .....	75,000.00	
Soldiers' and Sailors' Home.....	35,000.00	
Interest on casual deficiency bonds.....	8,000.00	
Interest on warrants, 1905 and 1906; estimated.....	36,000.00	
		<hr/>
Total .....		\$1,670,364.20

## ESTIMATED GENERAL REVENUE FUND INCOME

FOR THE FISCAL YEARS 1905-1906.

Assessment of 1905, estimated.....	\$335,000,000.00	
Assessment of 1906, estimated.....	335,000,000.00	
Total .....	<u>670,000,000.00</u>	\$670,000,000.00
Tax of 111-15 mills on one dollar.....		1,161,300.00
Less 5 per cent. uncollectible.....		58,065.00
Total tax collectible.....		<u>1,103,235.00</u>
Fees Secretary of State, two years, estimated	\$330,000.00	
Insurance Department, two years, estimated .....	287,000.00	
Fees State Treasurer, two years, estimated..	119,000.00	
Interest on deposits, estimated.....	35,000.00	
Receipts from all other sources, estimated....	30,000.00	
Total revenue other than tax, estimated.		<u>\$ 801,000.00</u>
Total estimated income.....		\$1,904,235.00

# EXHIBITS

Showing Transactions for Two Years Ending November 30, 1904.

---

## TRANSCRIPT OF GENERAL LEDGER ACCOUNTS.





# GENERAL LEDGER ACCOUNTS.

## AGRICULTURAL COLLEGE INVESTMENT FUND.

1902.			
Dec. 1	To balance .....	\$ 66,742.81	
	To warrants purchased for investment.....	290,775.43	
	By warrants redeemed.....		\$ 271,708.75
	By balance .....		85,809.49
		\$ 357,518.24	\$ 357,518.24

## INTERNAL IMPROVEMENT INVESTMENT FUND

1902.			
Dec. 1	To balance .....	\$ 40,965.42	
	To warrants purchased for investment.....	19,679.76	
	By warrants redeemed .....		\$ 32,019.28
	By balance .....		28,625.90
		\$ 60,645.18	\$ 60,645.18

## INTERNAL IMPROVEMENT INCOME INVESTMENT FUND.

1902.			
Dec. 1	To balance .....	\$ 33,097.46	
	To warrants purchased for investment.....	81,238.56	
	By warrants redeemed .....		\$ 80,464.72
	By balance .....		33,871.30
		\$ 114,336.02	\$ 114,336.02

## PUBLIC SCHOOL INVESTMENT FUND.

1902.			
Dec. 1	To balance .....	\$1,158,760.75	
	To warrants purchased for investment.....	1,440,645.31	
	By warrants redeemed .....		\$1,278,370.45
	By balance .....		1,321,035.61
		\$2,599,406.06	\$2,599,406.06

## UNIVERSITY INVESTMENT FUND.

1902.				
Dec.	1	To balance .....	\$	37,500.59
		To warrants purchased for investment.....		51,847.48
		By warrants redeemed .....	\$	41,134.36
		By balance .....		48,213.71
			\$	89,348.07
			\$	89,348.07

## GENERAL APPROPRIATION 1890 AND PRIOR FUND.

1902.				
Dec.	1	To balance .....	\$	826,559.90
		By balance .....		\$ 826,559.90
			\$	826,559.90
			\$	826,559.90

## GENERAL APPROPRIATION 1891 FUND.

1902.				
Dec.	1	To balance .....	\$	215.20
		By balance .....		\$ 215.20
			\$	215.20
			\$	215.20

## GENERAL APPROPRIATION 1892 FUND.

1902				
Dec.	1	To balance .....	\$	6,153.40
		By balance .....		\$ 6,153.40
			\$	6,153.40
			\$	6,153.40

## GENERAL APPROPRIATION 1893 AND 1894 FUND.

1902.				
Dec.	1	To balance .....	\$	38,856.03
		By warrants redeemed .....	\$	273.00
		By balance .....		38,583.03
			\$	38,856.03
			\$	38,856.03

## GENERAL APPROPRIATION 1895 AND 1896 FUND.

1902.				
Dec.	1	To balance .....	\$	985.15
		To appropriations .....	\$	380.00
		By warrants redeemed .....	\$	451.20
		By balance .....		913.95
			\$	1,365.15
			\$	1,365.15

## GENERAL APPROPRIATION 1897 AND 1898 FUND.

1902.				
Dec. 1	To balance .....	\$	6,050.32	
	To appropriations .....		241.93	
	By warrants redeemed.....	\$	1,246.67	
	By balance .....		5,045.58	
		\$	6,292.25	\$ 6,292.25

## GENERAL APPROPRIATION 1899 AND 1900 FUND.

1902.				
Dec. 1	To balance .....	\$	2,160.87	
	To appropriations .....		4,941.00	
	By warrants redeemed .....	\$	5,735.88	
	By balance .....		1,365.99	
		\$	7,101.87	\$ 7,101.87



## GENERAL APPROPRIATION 1903 AND 1904 FUND.

To appropriations .....	\$1,956,653.91	
By warrants redeemed .....		\$1,188,410.91
By balance .....		768,243.00
	<u>\$1,956,653.91</u>	<u>\$1,956,653.91</u>

## SPECIAL APPROPRIATIONS.

1902.			
Dec. 1	To balance .....	\$ 624,784.47	
	To appropriations . . . . .	\$4,570.75	
	By warrants redeemed .....		\$ 221,687.02
	By unexpended balance .....		820.52
	By balance . . . . .		486,847.68
		<u>\$ 709,355.22</u>	<u>\$ 709,355.22</u>



## STATE TREASURER OR CASH.

1902.			
Dec. 1	To balance . . . . .		\$ 749,927.55
	To received County Treasurers (taxes).....	\$2,834,427.93	
	To received Land Board . . . . .	565,853.73	
	To received investment warrants redeemed.....	1,703,697.56	
	To received investment warrants interest.....	43,873.23	
	To received interest on deposits . . . . .	42,354.46	
	To received Secretary Agricultural College.....	25,060.95	
	To received U. S. government.....	92,311.19	
	To received Adjutant General . . . . .	1,325.69	
	To received Warden of Penitentiary.....	30,127.57	
	To received Sec'y Board of Medical Examiners..	606.07	
	To received Clerk Supreme Court.....	3,110.00	
	To received insurance department . . . . .	318,305.30	
	To received Boiler Inspector . . . . .	10,405.00	
	To received Secretary Girls' Industrial School....	26,605.76	
	To received Superintendent Industrial School....	10,397.40	
	To received Auditor of State.....	84,274.19	
	To received Treasurer of State.....	119,554.10	
	To received Secretary of State.....	259,719.65	
	To received Fish and Game Commissioner.....	26,724.65	
	To received State Engineer . . . . .	2,840.70	
	To received Superintendent of Public Instruction	4,805.93	
	To received County Treasurer (inheritance tax)..	11,921.20	
	To received Supt. Schools, Denver county.....	31.00	
	To received Supt. Dependent Children's Home....	224.24	
	To received interest on delinquent taxes.....	23,855.72	
	To received brand department . . . . .	6,401.45	
	To received Warden Reformatory . . . . .	3,216.56	
	To received Van E. Rouse, Ex-Treasurer.....	18,466.63	
	To received miscellaneous . . . . .	745.76	
			<hr/>
			\$7,021,171.17

## STATE TREASURER OR CASH.

1902

Dec. 1 By disbursements:

By cash warrants paid.....	\$1,820,700.13	
By capitol building warrants redeemed and interest . . . . .	316,011.48	
By 1893, 1895, 1896, 1897, 1898, 1899, 1900, 1901, 1902, 1903 and 1904, warrants redeemed and interest	1,897,034.38	
By insurance department warrants paid.....	31,105.72	
By warrants purchased for investment.....	1,884,186.54	
By interest on capitol building bonds paid.....	39,780.00	
By interest on casual deficiency bonds paid...	8,000.00	
By interest on insurrection bonds paid.....	23,491.15	
By premiums on Assessor's bonds paid.....	2,716.97	\$6,023,026.37
By cash on hand in treasury.....		998,144.80
		<hr/>
		\$7,021,171.17

## UTE WAR DEBT FUND "SUSPENSE" FUND.

1902.

Dec. 1 To balance .....	\$ 1,356.20	
By balance .....		\$ 1,356.20
	<hr/>	<hr/>
	\$ 1,356.20	\$ 1,356.20

## OUTSTANDING UTE WAR DEBT WARRANTS FUND.

1902.

Dec. 1 To balance .....	\$ 1,356.20	
By balance .....		\$ 1,356.20
	<hr/>	<hr/>
	\$ 1,356.20	\$ 1,356.20

## UTE WAR DEBT FUND.

1902.

Dec. 1 By balance .....		\$ 1,356.20
To balance .....	\$ 1,356.20	
	<hr/>	<hr/>
	\$ 1,356.20	\$ 1,356.20

## ASSESSOR'S FUND.

By statutory appropriation.....		\$ 7,847.43
To warrants .....	\$ 7,847.43	
	<hr/>	<hr/>
	7,847.43	\$ 7,847.43

## HIRAM P. BENNETT FUND.

By general appropriation .....		\$	4,995.38	
To warrants .....	\$	4,995.38		
		\$	4,995.38	\$ 4,995.38

## BUREAU OF MINES FUND.

1902.				
Dec. 1	By balance .....		\$	540.96
	By appropriation .....			25,333.34
	To transfer of balance .....	\$	540.96	
	To warrants .....		25,325.41	
	To balance .....		7.93	
		\$	25,874.30	\$ 25,874.30

## BOARD OF LAW EXAMINERS' FUND.

1902.				
Dec. 1	By balance .....		\$	105.65
	By appropriation .....			1,900.00
	To transfer balance .....	\$	105.65	
	To warrants .....		1,149.05	
	To balance .....		750.95	
		\$	2,005.65	\$ 2,005.65

## BOARD OF HEALTH EMERGENCY FUND.

1902.				
Dec. 1	By balance .....		\$	44.84
	By executive orders .....			3,500.00
	To transfer balance .....	\$	44.84	
	To warrants .....		3,500.00	
		\$	3,544.84	\$ 3,544.84

## BOARD OF HEALTH FUND.

1902.				
Dec. 1	By balance .....		\$	53.52
	By appropriation .....			6,000.00
	To transfer of balance.....	\$	53.52	
	To warrants .....		6,000.00	
		\$	6,053.52	\$ 6,053.52

## BOARD OF CHARITIES AND CORRECTIONS FUND.

1902.				
Dec. 1	By balance .....		\$	211.55
	By appropriation .....			6,000.00
	To transfer balance .....	\$	211.55	
	To warrants .....		5,665.83	
	To balance .....		334.17	
		\$	6,211.55	\$ 6,211.55

## BOARD OF PARDONS FUND.

1902.				
Dec. 1	By balance .....		\$	36.85
	By appropriation .....			16.66
	To transfer balance.....	\$	36.85	
	To warrants .....		2.00	
	To balance .....		14.66	
		\$	53.51	\$ 53.51

## BOARD OF ARBITRATION FUND.

1902.				
Dec. 1	By balance .....		\$	350.40
	By appropriation .....			4,483.33
	To transfer balance.....	\$	350.40	
	To warrants .....		4,459.35	
	To balance .....		23.98	
		\$	4,833.73	\$ 4,833.73

## BUREAU OF PROTECTION FUND.

1902.				
Dec. 1	By balance .....		\$	2,000.00
	By appropriation .....			6,000.00
	To warrants .....	\$	6,249.55	
	To balance .....		1,750.45	
		\$	8,000.00	\$ 8,000.00

## CERTIFICATES OF INDEBTEDNESS NO. 2413 FUND.

	By appropriation .....		\$	555.00
	To warrants .....	\$	555.00	
		\$	555.00	\$ 555.00

## CHAS. S. COOPER RELIEF FUND.

	By appropriation .....		\$	900.00
	To warrants .....	\$	900.00	
		\$	900.00	\$ 900.00

## CAPITAL BUILDING APPROPRIATION.

1902.				
Dec. 1	By balance .....		\$	37,094.48
	To warrants .....	\$	27,980.63	
	To balance .....		9,113.85	
			<u>\$</u>	<u>37,094.48</u>
			\$	37,094.48

## CAPITOL BUILDING FURNISHING FUND.

1902				
Dec. 1	By balance .....		\$	3,126.64
	To warrants .....	\$	3,041.56	
	To balance .....		85.08	
			<u>\$</u>	<u>3,126.64</u>
			\$	3,126.64

## CAPITOL BUILDING MAINTENANCE FUND.

1902				
Dec. 1	By balance .....		\$	820.52
	By appropriation .....			77,000.00
	To transfer of balance.....	\$	820.52	
	To warrants .....		75,957.98	
	To balance .....		1,042.02	
			<u>\$</u>	<u>77,820.52</u>
			\$	77,820.52

## DEPENDENT CHILDREN'S HOME BUILDING FUND.

	By appropriation .....		\$	60,000.00
	To warrants .....	\$	60,000.00	
			<u>\$</u>	<u>60,000.00</u>
			\$	60,000.00

## DAIRY COMMISSIONER'S FUND.

1902				
Dec. 1	By balance .....		\$	186.42
	By appropriation .....			5,400.00
	To transfer balance .....	\$	186.42	
	To warrants .....		5,342.33	
	To balance .....		57.67	
			<u>\$</u>	<u>5,586.42</u>
			\$	5,586.42

## P. P. EGAN RELIEF.

	By appropriation .....		\$	241.93
	To warrant .....	\$	241.93	
			<u>\$</u>	<u>241.93</u>
			\$	241.93

## EXPOSITION FUND.

1902				
Dec.	1	By balance .....	\$	20,000.00
		By appropriation .....		68,848.03
		To warrants .....	\$	88,848.03
				<hr/>
			\$	88,848.03
			\$	88,848.03

## ELECTION CONTESTS FUND.

		By appropriation .....	\$	3,738.00
		To warrants .....	\$	3,485.50
		To balance .....		252.50
				<hr/>
			\$	3,738.00
			\$	3,738.00

## EDWARD E. VON GOHREN RELIEF FUND.

		By appropriation .....	\$	2,000.00
		To warrant .....	\$	2,000.00
				<hr/>
			\$	2,000.00
			\$	2,000.00

## FISH HATCHERIES FUND.

1902				
Dec.	1	By balance .....	\$	151.07
		By appropriation .....		9,000.00
		To transfer of balance.....	\$	151.07
		To warrants .....		8,998.64
		To balance .....		1.36
				<hr/>
			\$	9,151.07
			\$	9,151.07

## FISH AND GAME FUND.

1902				
Dec.	1	By balance .....	\$	337.50
		By appropriation .....		35,616.66
		To transfer balance .....	\$	337.50
		To warrants .....		35,616.66
				<hr/>
			\$	35,954.16
			\$	35,954.16

## W. L. GILBERT RELIEF FUND.

		By appropriation .....	\$	1,386.00
		To warrants .....	\$	1,369.50
		To balance .....		16.50
				<hr/>
			\$	1,386.00
			\$	1,386.00



## GOVERNOR'S ADVISORY BOARD FUND.

By appropriation .....		\$	657.60
To warrants .....	\$	657.60	
		<u>\$</u>	<u>657.60</u>
		\$	657.60

## GIRLS INDUSTRIAL SCHOOL BUILDING 1901 AND 1902 FUND.

1902			
Dec. 1	By balance .....		\$ 11.54
	To balance .....	\$	11.54
		<u>\$</u>	<u>11.54</u>
		\$	11.54

## GUNNISON NORMAL FUND.

1902			
Dec. 1	By balance .....		\$ .12
	To transfer balance .....	\$	.12
		<u>\$</u>	<u>.12</u>
		\$	.12

## GENERAL INCIDENTAL FUND.

1902			
Dec. 1	By balance .....		\$ 49,518.38
	By appropriation .....		90,313.09
	By additional credit, account of amount paid for blanks by Superintendent of Public Instruc- tion .....		8,554.79
	To transfer balance .....	\$	49,518.38
	To warrants .....		91,016.18
	To balance .....		7,851.70
		<u>\$</u>	<u>148,386.26</u>
		\$	148,386.26

## GOVERNOR'S CONTINGENT FUND.

1902			
Dec. 1	By balance .....		\$ 1,424.17
	By appropriation .....		5,900.00
	To transfer balance.....	\$	1,424.17
	To warrants .....		5,895.48
	To balance .....		4.52
		<u>\$</u>	<u>7,324.17</u>
		\$	7,324.17

## HENRY L. ACKER RELIEF FUND.

1902			
Dec. 1	By balance .....		\$ 684.70
	To warrants .....		67.20
	To balance .....		617.50
		<u>\$</u>	<u>684.70</u>
		\$	684.70

## LOUIS BERGONIA RELIEF FUND.

By appropriation .....		\$	2,500.00
To warrants .....	\$	2,500.00	
		<u>\$</u>	<u>2,500.00</u>
		\$	2,500.00

## W. R. OWENS RELIEF FUND.

By appropriation .....		\$	150.00
To warrants .....	\$	124.69	
To balance .....		25.31	
		<u>\$</u>	<u>150.00</u>
		\$	150.00

## HORTICULTURAL BOARD FUND.

1902 Dec. 1	By balance .....		\$	18.79
	By appropriation .....			5,000.00
	To transfer balance.....	\$	18.79	
	To warrants .....		4,425.79	
	To balance .....		574.21	
			<u>\$</u>	<u>5,018.79</u>
		\$	5,018.79	

## HISTORICAL AND NATURAL HISTORY SOCIETY FUND.

1902 Dec. 1	By balance .....		\$	.52
	By appropriation .....			4,866.65
	To transfer balance .....	\$	.52	
	To warrants .....		4,865.95	
	To balance .....		.71	
			<u>\$</u>	<u>4,867.18</u>
		\$	4,867.18	

## INDEXING AND COMPILING HOUSE AND SENATE JOURNALS FUND.

By appropriation .....		\$	2,500.00
To warrants .....	\$	2,150.00	
To balance .....		350.00	
		<u>\$</u>	<u>2,500.00</u>
		\$	2,500.00

## INSANE ASYLUM REPAIRS FUND.

By appropriation .....		\$	3,500.00
To warrants .....	\$	3,378.50	
To balance .....		121.50	
		<u>\$</u>	<u>3,500.00</u>
		\$	3,500.00

## INSANE ASYLUM MAINTENANCE FUND.

1902				
Dec. 1	By balance .....		\$	4.59
	By appropriation .....			135,000.00
	To transfer balance.....	\$	4.59	
	To warrants .....		61,749.82	
	To balance .....		73,250.18	
			<u>\$</u>	<u>135,004.59</u>
			\$	135,004.59

## INSANE ASYLUM REPAIRS FUND, 1901 AND 1902.

1902				
Dec. 1	By balance .....		\$	.19
	To transfer balance.....	\$	.19	
			<u>\$</u>	<u>.19</u>
			\$	.19
			\$	.19

## INSANE ASYLUM FIRE ESCAPE FUND.

1902				
Dec. 1	By balance .....		\$	150.00
	To transfer balance.....	\$	150.00	
			<u>\$</u>	<u>150.00</u>
			\$	150.00
			\$	150.00

## INSURANCE ASYLUM HEATING PLANT FUND.

1902				
Dec. 1	By balance .....		\$	.05
	To transfer balance.....	\$	.05	
			<u>\$</u>	<u>.05</u>
			\$	.05
			\$	.05

## INSANE ASYLUM LEVEE FUND.

1902				
Dec. 1	By balance .....		\$	19.00
	To transfer balance.....	\$	19.00	
			<u>\$</u>	<u>19.00</u>
			\$	19.00
			\$	19.00

## INSANE ASYLUM BUILDING FUND.

	By appropriation .....		\$	150,000.00
	To warrants .....	\$	147,576.81	
	To balance .....		2,423.19	
			<u>\$</u>	<u>150,000.00</u>
			\$	150,000.00
			\$	150,000.00

## INSANE ASYLUM ELECTRIC LIGHTING FUND.

	By appropriation .....		\$	13,000.00
	To warrants .....	\$	9,102.56	
	To balance .....		3,897.44	
			<u>\$</u>	<u>13,000.00</u>
			\$	13,000.00
			\$	13,000.00

INDUSTRIAL SCHOOL DEFICIENCY FUND.

1902				
Dec.	1	By balance .....	\$	306.07
		To warrants .....	\$	282.76
		To balance .....		23.31
			<hr/>	
			\$	306.07
			\$	306.07

INDUSTRIAL SCHOOL FUND.

		By appropriation .....	\$	107,000.00
		By additional credit account forged vouchers....		960.28
		To warrants .....	\$	107,960.28
			<hr/>	
			\$	107,960.28
			\$	107,960.28

INDUSTRIAL SCHOOL, GIRLS, FUND.

1902				
Dec.	1	By balance .....	\$	.62
		By appropriation .....		15,000.00
		To transfer balance.....		.62
		To warrants .....		15,000.00
			<hr/>	
			\$	15,000.62
			\$	15,000.62

INDUSTRIAL SCHOOL, GIRLS, PURCHASE FUND.

1902				
Dec.	1	By balance .....	\$	1.00
		To transfer balance.....	\$	1.00
			<hr/>	
			\$	1.00
			\$	1.00

INDUSTRIAL SCHOOL, GIRLS, BUILDING FUND.

		By appropriation .....	\$	15,000.00
		To warrants .....	\$	14,282.94
		To balance .....		717.06
			<hr/>	
			\$	15,000.00
			\$	15,000.00

INAUGURATION EXPENSE FUND.

1902				
Dec.	1	By balance .....	\$	30.35
		By appropriation .....		500.00
		To transfer balance.....	\$	30.35
		To warrants .....		302.75
		To balance .....		197.25
			<hr/>	
			\$	530.35
			\$	530.35

## BIENNIAL REPORT

## EXAMINER'S FUND.

By statutory appropriation .....		\$	1,900.00
To warrants .....	\$	1,900.00	
	\$	1,900.00	\$ 1,900.00

## LEGISLATIVE FUND.

1902			
Dec. 1	By balance .....	\$	21.81
	By appropriation .....		192,000.00
	To transfer balance .....	\$	21.81
	To warrants .....	100,584.95	
	To balance .....	1,415.05	
		\$	102,021.81
		\$	102,021.81

## LEGISLATIVE EXPENSE FUND.

1902			
Dec. 1	By balance .....	\$	63.33
	To transfer balance .....	\$	63.33
		\$	63.33
		\$	63.33

## LIEUTENANT GOVERNOR'S CONTINGENT FUND.

By appropriation .....		\$	1,000.00
To warrants .....	\$	1,000.00	
	\$	1,000.00	\$ 1,000.00

## LEGISLATIVE PRINTING COMMITTEE FUND.

By appropriation .....		\$	1,000.00
To warrants .....	\$	600.00	
To balance .....		400.00	
	\$	1,000.00	\$ 1,000.00

## L. S. JONES RELIEF FUND.

By appropriation .....		\$	3,000.00
To warrants .....	\$	2,854.36	
To balance .....		145.64	
	\$	3,000.00	\$ 3,000.00

## LIBRARY COMMISSIONERS' FUND.

1902			
Dec. 1	By balance .....	\$	.35
	To transfer balance .....	\$	.35
		\$	.35
		\$	.35

## LEGISLATIVE EXTRA SESSION FUND.

By appropriation . . . . .		\$ 15,000.00	
To warrants . . . . .	\$ 9,745.35		
To balance . . . . .	5,254.65		
		<u>\$ 15,000.00</u>	<u>\$ 15,000.00</u>

## DEPENDENT CHILDREN'S HOME FUND.

By appropriation . . . . .		\$ 40,000.00	
To warrants . . . . .	\$ 40,000.00		
		<u>\$ 40,000.00</u>	<u>\$ 40,000.00</u>

## MUTE AND BLIND MAINTENANCE FUND.

1902			
Dec. 1	By balance . . . . .	\$ 1,834.92	
	To transfer balance . . . . .	\$ 1,834.92	
		<u>\$ 1,834.92</u>	<u>\$ 1,834.92</u>

## KANSAS-COLORADO WATER CASE FUND.

By appropriation . . . . .		\$ 25,000.00	
To warrants . . . . .	\$ 21,563.81		
To balance . . . . .	3,436.19		
		<u>\$ 25,000.00</u>	<u>\$ 25,000.00</u>

## NORMAL SCHOOL APPROPRIATION FUND.

1902			
Dec. 1	By balance . . . . .	\$ 3,295.89	
	To transfer balance . . . . .	\$ 3,295.89	
		<u>\$ 3,295.89</u>	<u>\$ 3,295.89</u>

## INDUSTRIAL SCHOOL PURCHASE FUND.

By appropriation . . . . .		\$ 5,000.00	
To warrants . . . . .	\$ 5,000.00		
		<u>\$ 5,000.00</u>	<u>\$ 5,000.00</u>

## MINERAL DEPARTMENT EXPENSE FUND.

By appropriation . . . . .		\$ 1,200.00	
To warrants . . . . .	\$ 1,200.00		
		<u>\$ 1,200.00</u>	<u>\$ 1,200.00</u>



## OUTSTANDING WARRANTS 1887 AND PRIOR FUND.

1902			
Dec. 1	By balance . . . . .		\$ 130,776.71
	To balance . . . . .	\$ 130,776.71	
		<u>\$ 130,776.71</u>	<u>\$ 130,776.71</u>

## OUTSTANDING WARRANTS 1888 FUND.

1902			
Dec. 1	By balance . . . . .		\$ 277,555.65
	To balance . . . . .	\$ 277,555.65	
		<u>\$ 277,555.65</u>	<u>\$ 277,555.65</u>

## OUTSTANDING WARRANTS 1889 FUND.

1902			
Dec. 1	By balance . . . . .		\$ 418,227.54
	To balance . . . . .	\$ 418,227.54	
		<u>\$ 418,227.54</u>	<u>\$ 418,227.54</u>

## OUTSTANDING WARRANTS 1891 FUND.

1902			
Dec. 1	By balance . . . . .		\$ 315.20
	To warrants redeemed . . . . .	\$ 100.00	
	To balance . . . . .	215.20	
		<u>\$ 315.20</u>	<u>\$ 315.20</u>

## OUTSTANDING WARRANTS 1892 FUND.

1902			
Dec. 1	By balance . . . . .		\$ 6,153.40
	To balance . . . . .	\$ 6,153.40	
		<u>\$ 6,153.40</u>	<u>\$ 6,153.40</u>

## OUTSTANDING WARRANTS 1893 FUND.

1902			
Dec. 1	By balance . . . . .		\$ 6,206.53
	To warrants redeemed . . . . .	\$ 273.00	
	To balance . . . . .	5,933.53	
		<u>\$ 6,206.53</u>	<u>\$ 6,206.53</u>

## OUTSTANDING WARRANTS 1894 FUND.

1902			
Dec. 1	By balance . . . . .		\$ 33,705.25
	To warrants redeemed . . . . .	\$ 1,055.75	
	To balance . . . . .	32,649.50	
		<u>\$ 33,705.25</u>	<u>\$ 33,705.25</u>

## OUTSTANDING WARRANTS 1895 FUND.

1902				
Dec.	1	By balance . . . . .	\$	126.91
		By warrants issued . . . . .		447.20
		To warrants redeemed . . . . .	\$	450.20
		To balance . . . . .		123.91
			\$	574.11
			\$	574.11

## OUTSTANDING WARRANTS 1896 FUND.

1902				
Dec.	1	By balance . . . . .	\$	193.54
		To warrants redeemed . . . . .	\$	1.00
		To balance . . . . .		192.54
			\$	193.54
			\$	193.54

## OUTSTANDING WARRANTS 1897 FUND.

1902				
Dec.	1	By balance . . . . .	\$	3,707.95
		To warrants redeemed . . . . .	\$	720.23
		To balance . . . . .		2,987.72
			\$	3,707.95
			\$	3,707.95

## OUTSTANDING WARRANTS 1898 FUND.

1902				
Dec.	1	By balance . . . . .	\$	1,863.81
		By warrants issued . . . . .		524.69
		To warrants redeemed . . . . .	\$	526.44
		To balance . . . . .		1,862.06
			\$	2,388.50
			\$	2,388.50

## OUTSTANDING WARRANTS 1899 FUND.

1902				
Dec.	1	By balance . . . . .	\$	1,483.03
		By warrants issued . . . . .		555.00
		To warrants redeemed . . . . .	\$	1,175.04
		To balance . . . . .		862.99
			\$	2,038.03
			\$	2,038.03

## OUTSTANDING WARRANTS 1900 FUND.

1902				
Dec.	1	By balance . . . . .	\$	547.02
		By warrants issued . . . . .		4,223.86
		To warrants redeemed . . . . .	\$	4,560.84
		To balance . . . . .		210.04
			\$	4,770.88
			\$	4,770.88

## OUTSTANDING WARRANTS 1901 FUND.

1902			
Dec.	1	By balance .....	\$ 109,972.52
		By warrants issued .....	250.00
		To warrants redeemed .....	\$ 110,200.92
		To balance .....	21.60
			<hr/>
		\$ 110,222.52	\$ 110,222.52

## OUTSTANDING WARRANTS 1902 FUND.

1902			
Dec.	1	By balance .....	\$ 536,812.56
		By warrants issued .....	23,898.52
		To warrants redeemed .....	\$ 560,620.98
		To balance .....	90.10
			<hr/>
		\$ 560,711.08	\$ 560,711.08

## OUTSTANDING WARRANTS 1903 FUND.

		By warrants issued .....	\$ 884,987.05
		To warrants redeemed .....	\$ 872,058.88
		To balance .....	12,928.17
			<hr/>
		\$ 884,987.05	\$ 884,987.05

## OUTSTANDING WARRANTS 1904 FUND.

		By warrants issued .....	\$ 937,538.73
		To warrants redeemed .....	\$ 316,352.03
		To balance .....	621,186.70
			<hr/>
		\$ 937,538.73	\$ 937,538.73

## OUTSTANDING CAPITOL BUILDING WARRANTS FUND.

1902			
Dec.	1	By balance .....	\$ 583,718.28
		By warrants issued .....	114,550.92
		To warrants redeemed .....	\$ 221,662.47
		To balance .....	476,606.73
			<hr/>
		\$ 698,269.20	\$ 698,269.20

## OUTSTANDING CASH WARRANTS FUND.

1902			
Dec.	1	By balance .....	\$ 2,074.95
		By warrants issued .....	1,833,936.68
		To warrants paid .....	\$1,820,700.13
		To balance .....	15,311.50
			<hr/>
		\$1,836,011.63	\$1,836,011.63

## DUPLICATE OUTSTANDING UTE WAR DEBT WARRANTS FUND.

1902				
Dec. 1	By balance .....		\$	1,356.20
	To balance .....	\$	1,356.20	
		\$	1,356.20	\$ 1,356.20

## OUTSTANDING INSANE ASYLUM TAX LEVY WARRANTS, 1900 AND PRIOR.

1902				
Dec. 1	By balance .....		\$	24.55
	To warrants redeemed .....	\$	24.55	
		\$	24.55	\$ 24.55

## OFFICERS' EXPENSE 1903 AND 1904 FUND.

1902				
Dec. 1	By balance .....		\$	362.42
	By appropriation .....			14,816.66
	To transfer balance .....	\$	362.42	
	To warrants .....		13,784.79	
	To balance .....		1,031.87	
		\$	15,179.08	\$ 15,179.08

## OFFICERS' SALARY 1901 AND 1902 FUND.

1902				
Dec. 1	By balance .....		\$	7,520.04
	To warrants .....	\$	250.00	
	To transfer balance .....		7,270.04	
		\$	7,520.04	\$ 7,520.04

## OFFICERS' SALARY 1903 AND 1904 FUND.

	By appropriation .....		\$	528,149.97
	To warrants .....	\$	523,735.12	
	To balance .....		4,414.85	
		\$	528,149.97	\$ 528,149.97

## OFFICERS' SALARY 1895 FUND.

	By part salary due F. H. Hegwer.....		\$	380.00
	To warrants .....	\$	380.00	
		\$	380.00	\$ 380.00

## PENITENTIARY IMPROVEMENTS FUND.

1902				
Dec. 1	By balance .....		\$	1,212.82
	To warrants .....	\$	1,212.82	
		\$	1,212.82	\$ 1,212.82

## PENITENTIARY APPROPRIATION.

1902			
Dec. 1	By balance .....	\$	47.00
	By appropriation .....	\$	200,000.00
	To transfer balance .....		47.00
	To warrants .....		199,731.88
	To balance .....		268.12
			<hr/>
		\$	200,047.00
		\$	200,047.00

## PENITENTIARY BUILDING AND IMPROVEMENTS FUND.

	By appropriation .....	\$	25,000.00
	To warrants .....	\$	25,000.00
			<hr/>
		\$	25,000.00
		\$	25,000.00

## REFORMATORY FUND.

	By appropriation .....	\$	80,000.00
	To warrants .....	\$	71,473.11
	To balance .....		8,526.89
			<hr/>
		\$	80,000.00
		\$	80,000.00

## REFORMATORY BUILDING FUND.

1902			
Dec. 1	By balance .....	\$	6,226.52
	To balance .....	\$	6,226.52
			<hr/>
		\$	6,226.52
		\$	6,226.52

## REFORMATORY HEATING PLANT FUND.

1902			
Dec. 1	By balance .....	\$	3,000.00
	To warrants .....	\$	3,000.00
			<hr/>
		\$	3,000.00
		\$	3,000.00

## REFORMATORY IMPROVEMENT FUND.

	By appropriation .....	\$	10,000.00
	To warrants .....	\$	2,392.91
	To balance .....		7,607.09
			<hr/>
		\$	10,000.00
		\$	10,000.00

STATE FAIR FUND.

By appropriation . . . . .		\$	7,500.00
To warrants . . . . .	\$	7,323.75	
To balance . . . . .		176.25	
	\$	7,500.00	\$ 7,500.00

SANITARY BOARD CERTIFICATES FUND.

By appropriation . . . . .		\$	2,100.00
To warrants . . . . .	\$	1,381.50	
To balance . . . . .		718.50	
	\$	2,100.00	\$ 2,100.00

ROUTT COUNTY HATCHERY FUND.

1902 Dec. 1	By balance . . . . .		\$	1.03
	To transfer balance . . . . .	\$	1.03	
		\$	1.03	\$ 1.03

STATE LIBRARY MAINTENANCE FUND.

By appropriation . . . . .		\$	1,000.00
To warrants . . . . .	\$	1,000.00	
	\$	1,000.00	\$ 1,000.00

STATE BOUNDARY LINE SURVEY FUND.

By appropriation . . . . .		\$	125.00
To warrants . . . . .	\$	125.00	
	\$	125.00	\$ 125.00

STATE BOUNDARY LINE SURVEY FUND (1901 AND 1902).

1902 Dec. 1	By balance . . . . .		\$	128.70
	To transfer balance . . . . .	\$	128.70	
		\$	128.70	\$ 128.70

W. J. HAMILTON RELIEF FUND.

By appropriation . . . . .		\$	100.00
To warrants . . . . .	\$	100.00	
	\$	100.00	\$ 100.00



## BIENNIAL REPORT

## SENATE SPECIAL FUND.

By appropriation . . . . .		\$	1,476.00
To warrants . . . . .	\$	1,476.00	
		<u>\$</u>	<u>1,476.00</u>
		\$	1,476.00

## HOUSE SPECIAL FUND.

By appropriation . . . . .		\$	997.80
To warrants . . . . .	\$	900.00	
To balance . . . . .		97.80	
		<u>\$</u>	<u>997.80</u>
		\$	997.80

## SOLDIERS' AND SAILORS' HOME FUND.

1902				
Dec. 1	By balance . . . . .		\$	.25
	By appropriation . . . . .			50,000.00
	To transfer balance . . . . .	\$	.25	
	To warrants . . . . .		43,053.21	
	To balance . . . . .		6,946.79	
			<u>\$</u>	<u>50,000.25</u>
			\$	50,000.25

## SOLDIERS' AND SAILORS' HOME IMPROVEMENTS FUND.

By appropriation . . . . .		\$	10,000.00
To warrants . . . . .	\$	6,654.17	
To balance . . . . .		3,345.83	
		<u>\$</u>	<u>10,000.00</u>
		\$	10,000.00

## SCHOOL OF MINES BUILDING FUND.

1902				
Dec. 1	By Balance . . . . .		\$	2,700.00
	To transfer balance . . . . .	\$	2,700.00	
			<u>\$</u>	<u>2,700.00</u>
			\$	2,700.00

## SPECIAL REPORT FUND.

By appropriation . . . . .		\$	19,000.00
To warrants . . . . .	\$	19,000.00	
		<u>\$</u>	<u>19,000.00</u>
		\$	19,000.00

## TRAVELING LIBRARY FUND.

By appropriation . . . . .		\$	2,000.00
To warrants . . . . .	\$	779.19	
To balance . . . . .		1,220.81	
		<u>\$</u>	<u>2,000.00</u>
		\$	2,000.00

UNIVERSITY SUPPORT FUND.

1902				
Dec.	1	By balance . . . . .	\$	3,501.03
		To transfer balance . . . . .	\$	3,501.03
			\$	3,501.03
			\$	3,501.03

ARAPAHOE AND MESA COUNTY ROAD FUND.

1902				
Dec.	1	By balance . . . . .	\$	844.69
		To warrants . . . . .	\$	14.00
		To transfer internal improvement fund. . . . .		880.69
			\$	844.69
			\$	844.69

AGRICULTURAL COLLEGE FUND.

1902				
Dec.	1	By balance . . . . .	\$	10,014.90
		By receipts from levy. . . . .		136,712.99
		To warrants . . . . .	\$	143,691.21
		To balance . . . . .		3,036.68
			\$	146,727.89
			\$	146,727.89

AGRICULTURAL COLLEGE LAND PERMANENT FUND.

1902				
Dec.	1	By balance . . . . .	\$	90,144.85
		By receipts Land Board . . . . .		22,021.51
		To balance . . . . .	\$	112,166.36
			\$	112,166.36
			\$	112,166.36

AGRICULTURAL COLLEGE LAND INCOME FUND.

1902				
Dec.	1	By balance . . . . .	\$	1,779.09
		By receipts interest on warrants. . . . .		5,693.07
		By receipts Land Board. . . . .		8,793.11
		To warrants . . . . .	\$	15,794.34
		To balance . . . . .		470.93
			\$	16,265.27
			\$	16,265.27

AGRICULTURAL COLLEGE SPECIAL FUND.

1902				
Dec.	1	By balance . . . . .	\$	77.98
		By receipts from Secretary . . . . .		23,291.89
		To warrants . . . . .	\$	21,829.14
		To balance . . . . .		1,630.73
			\$	23,469.87
			\$	23,469.87

## AGRICULTURAL COLLEGE LIBRARY FUND.

1902				
Dec.	1	By balance .....	\$	607.30
		By receipts from Secretary .....		1,669.06
		To warrants .....	\$	1,101.05
		To balance .....		1,175.31
			\$	2,276.36
			\$	2,276.36

## AGRICULTURAL COLLEGE AND MECHANICS ARTS FUND.

1902				
Dec.	1	By balance .....	\$	16,871.17
		By receipts U. S. Government.....		50,000.00
		To warrants .....	\$	57,177.32
		To balance .....		9,693.85
			\$	66,871.17
			\$	66,871.17

## APPRAISEMENT FUND.

1902				
Dec.	1	By balance .....	\$	385.56
		By receipts from Land Board.....		1,854.75
		To warrants .....	\$	1,747.39
		To balance .....		492.92
			\$	2,240.31
			\$	2,240.31

## BRAND DEPARTMENT EXPENSE FUND.

1902				
Dec.	1	By receipts Secretary of State.....	\$	6,401.45
		To warrants .....	\$	6,385.59
		To balance .....		15.86
			\$	6,401.45
			\$	6,401.45

## BOULDER AND GRAND COUNTY ROAD FUND.

1902				
Dec.	1	By appropriation H. B. No. 495.....	\$	6,000.00
		To warrants .....	\$	5,995.50
		To balance .....		4.50
			\$	6,000.00
			\$	6,000.00

## CAPITOL BUILDING FUND.

1902				
Dec.	1	By receipts from levy .....	\$	239.13
		To transfer capitol building and interest on capitol building bonds.....	\$	239.13
			\$	239.13
			\$	239.13

CAPITOL BUILDING AND INTEREST ON CAPITOL BUILDING BONDS  
FUND.

1902			
Dec. 1	By balance . . . . .	\$	44,139.51
	By receipts from levy . . . . .		341,876.77
	By transfer from capitol building fund and in- terest on capitol building bonds fund . . . . .		313.43
	To warrants redeemed and interest . . . . .	\$	316,011.48
	To interest on bonds . . . . .		39,780.00
	To balance . . . . .		30,538.23
		\$	386,329.71
		\$	386,329.71

## CAPITOL BUILDING BOND SINKING FUND.

1902			
Dec. 1	By balance . . . . .	\$	164,953.46
	By receipts from levy . . . . .		278,807.54
	To balance . . . . .	\$	443,761.00
		\$	443,761.00
		\$	443,761.00

## CHEYENNE COUNTY ARTESIAN WELL.

1902			
Dec. 1	By balance . . . . .	\$	380.18
	To transfer interest Improvement Fund . . . . .	\$	380.18
		\$	380.18
		\$	380.18

## CONEJOS ARTESIAN WELL.

1903			
July 31	By appropriation S. B. No. 251 . . . . .	\$	5,000.00
	To warrants . . . . .	\$	4,965.48
	To balance . . . . .		34.52
		\$	5,000.00
		\$	5,000.00

## CLEAR CREEK COUNTY BRIDGE.

1903			
Aug. 31	By appropriation S. B. No. 71 . . . . .	\$	5,000.00
	To warrants . . . . .	\$	5,000.00
		\$	5,000.00
		\$	5,000.00

## CONEJOS AND RIO GRANDE ROAD FUND.

1903			
July 31	By appropriation H. B. No. 147 . . . . .	\$	3,000.00
	To warrants . . . . .	\$	3,000.00
		\$	3,000.00
		\$	3,000.00

## CHAFFEE AND EAGLE COUNTY ROAD FUND.

1903			
July 31	By appropriation S. B. No. 347.....		\$ 3,000.00
	To warrants . . . . .	\$ 1,145.69	
	To balance . . . . .	1,854.31	
		<hr/>	<hr/>
		\$ 3,000.00	\$ 3,000.00

## CUSTER COUNTY ROAD FUND.

1903			
Dec. 10	By appropriation H. B. No. 367.....		\$ 2,000.00
	To warrants . . . . .	\$ 1,659.76	
	To balance . . . . .	340.24	
		<hr/>	<hr/>
		\$ 2,000.00	\$ 2,000.00

## DEBEQUE BRIDGE FUND.

1903			
June 22	By appropriation H. B. No. 69.....		\$ 4,000.00
	To warrants . . . . .	\$ 3,999.67	
	To balance . . . . .	.33	
		<hr/>	<hr/>
		\$ 4,000.00	\$ 4,000.00

## DOUGLAS COUNTY ROAD FUND.

1903			
Aug. 31	By appropriation H. B. No. 403.....		\$ 3,000.00
	To warrants . . . . .	\$ 1,085.85	
	To balance . . . . .	1,914.15	
		<hr/>	<hr/>
		\$ 3,000.00	\$ 3,000.00

## DOLORES COUNTY ROAD FUND.

1903			
Nov. 10	By appropriation H. B. No. 27.....		\$ 5,000.00
	To warrants . . . . .	\$ 659.52	
	To balance . . . . .	4,340.48	
		<hr/>	<hr/>
		\$ 5,000.00	\$ 5,000.00

## DEPENDENT CHILDRENS HOME, CASH.

1904			
Nov. 30	By receipts, H. W. Cowan, Superintendent.....		\$ 224.24
	To warrants . . . . .	\$ 165.72	
	To balance . . . . .	58.52	
		<hr/>	<hr/>
		\$ 224.24	\$ 224.24

## DOUGLAS COUNTY ROAD FUND.

1902				
Dec. 1	By balance . . . . .		\$	272.14
	To transfer to Internal Improvement Fund.....	\$	272.14	
		\$	272.14	\$ 272.14

## ESCHEATS FUND.

1902				
Dec. 1	By balance . . . . .		\$	123.79
	To balance . . . . .	\$	123.79	
		\$	123.79	\$ 123.79

## EAGLE COUNTY ROAD FUND.

1903				
July 31	By appropriation H. B. No. 21.....		\$	5,000.00
	To warrants . . . . .	\$	1,231.63	
	To balance . . . . .		3,768.37	
		\$	5,000.00	\$ 5,000.00

## GAME FUND.

1902				
Dec. 1	By balance . . . . .		\$	12.62
	By receipts from Game and Fish Commissioner..			26,724.65
	To warrants . . . . .	\$	12,487.99	
	To transfer to General Revenue Fund.....		13,000.00	
	To balance . . . . .		1,249.28	
		\$	26,737.27	\$ 26,737.27

## GAUGING FUND.

1902				
Dec. 1	By balance . . . . .		\$	55.35
	By receipts from State Engineer.....			2,840.70
	To warrants . . . . .	\$	2,013.02	
	To balance . . . . .		883.03	
		\$	2,896.05	\$ 2,896.05

## GUNNISON COUNTY ROAD FUND.

1903				
Nov. 10	By appropriation, H. B. No. 97.....		\$	4,000.00
	To warrants . . . . .	\$	925.89	
	To balance . . . . .		3,074.11	
		\$	4,000.00	\$ 4,000.00



## GARFIELD COUNTY ARTESIAN WELL FUND.

1902				
Dec.	1	By balance .....	\$	156.48
		To transfer to internal improvement fund.....	\$	156.48
			<hr/>	
			\$	156.48
			\$	156.48

## GARFIELD COUNTY BRIDGE FUND.

1903				
July	31	By appropriation, H. B. No. 137.....	\$	5,000.00
		To warrants .....	\$	469.80
		To balance .....		4,530.20
			<hr/>	
			\$	5,000.00
			\$	5,000.00

## GENERAL REVENUE 1887.

1902				
Dec.	1	By balance .....	\$	136.82
		To balance .....	\$	136.82
			<hr/>	
			\$	136.82
			\$	136.82

## GENERAL REVENUE 1888 FUND.

1902				
Dec.	1	By balance .....	\$	659.99
		To balance .....	\$	659.99
			<hr/>	
			\$	659.99
			\$	659.99

## GENERAL REVENUE 1889 FUND.

1902				
Dec.	1	By balance .....	\$	1,192.77
		To balance .....	\$	1,192.77
			<hr/>	
			\$	1,192.77
			\$	1,192.77

## GENERAL REVENUE 1890 FUND.

1902				
Dec.	1	By balance .....	\$	229.92
		To balance .....	\$	229.92
			<hr/>	
			\$	229.92
			\$	229.92

## GENERAL REVENUE 1891 FUND.

1902				
Dec.	1	By balance .....	\$	83.39
		By receipts from levy.....		89.94
		To warrants redeemed and interest.....	\$	118.30
		To balance .....		55.03
			<hr/>	
			\$	173.33
			\$	173.33

## GENERAL REVENUE 1892 FUND.

1902				
Dec.	1	By balance . . . . .	\$	394.41
		By receipts from levy . . . . .		68.51
		To balance . . . . .	\$	462.92
			<hr/>	
			\$	462.92
			\$	462.92

## GENERAL REVENUE 1893 FUND.

1902				
Dec.	1	By balance . . . . .	\$	412.60
		By receipts from levy . . . . .		141.52
		To warrants redeemed and interest . . . . .	\$	433.99
		To balance . . . . .		115.22
			<hr/>	
			\$	554.21
			\$	554.21

## GENERAL REVENUE 1894 FUND.

1902				
Dec.	1	By balance . . . . .	\$	338.70
		By receipts from levy . . . . .		173.80
		To balance . . . . .	\$	512.50
			<hr/>	
			\$	512.50
			\$	512.50

## GENERAL REVENUE 1895 FUND.

1902				
Dec.	1	By balance . . . . .	\$	289.60
		By receipts from levy . . . . .		289.30
		To warrants redeemed and interest . . . . .	\$	450.44
		To balance . . . . .		128.46
			<hr/>	
			\$	578.90
			\$	578.90

## GENERAL REVENUE 1896 FUND.

1902				
Dec.	1	By balance . . . . .	\$	1,446.38
		By receipts from levy . . . . .		411.87
		To warrants redeemed and interest . . . . .	\$	1.06
		To balance . . . . .		1,857.19
			<hr/>	
			\$	1,858.25
			\$	1,858.25

## GENERAL REVENUE 1897 FUND.

1902				
Dec.	1	By balance . . . . .	\$	272.50
		By receipts from levy . . . . .		1,005.68
		To warrants redeemed and interest . . . . .	\$	972.77
		To balance . . . . .		305.41
			<hr/>	
			\$	1,278.18
			\$	1,278.18

## GENERAL REVENUE 1898 FUND.

1902				
Dec.	1	By balance . . . . .	\$	4,059.26
		By receipts from levy . . . . .		1,332.62
		To warrants redeemed and interest . . . . .	\$	526.62
		To balance . . . . .		4,865.26
			<u>\$</u>	<u>5,391.88</u>
			\$	5,391.88

## GENERAL REVENUE 1899 FUND.

1902				
Dec.	1	By balance . . . . .	\$	4,946.51
		By receipts from levy . . . . .		2,239.76
		To warrants redeemed and interest . . . . .	\$	1,210.36
		To refund Treas. Denver county by order of court . . . . .		1,361.11
		To balance . . . . .		4,614.80
			<u>\$</u>	<u>7,186.27</u>
			\$	7,186.27

## GENERAL REVENUE 1900 FUND.

1902				
Dec.	1	By balance . . . . .	\$	14,444.35
		By receipts from levy . . . . .		3,611.97
		To warrants redeemed and interest . . . . .	\$	4,579.11
		To transfer to surplus fund . . . . .		12,086.48
		To balance . . . . .		1,390.73
			<u>\$</u>	<u>18,056.32</u>
			\$	18,056.32

## GENERAL REVENUE 1901 FUND.

1902				
Dec.	1	By balance . . . . .	\$	29,842.53
		By receipts from levy . . . . .		144,057.66
		By receipts Auditor of State (flat tax) . . . . .		1,988.63
		By receipts inheritance tax . . . . .		2,477.60
		To warrants redeemed and interest . . . . .	\$	110,888.77
		To paid for Assessor's bonds . . . . .		40.00
		To transfer to surplus fund . . . . .		63,260.00
		To balance . . . . .		4,177.65
			<u>\$</u>	<u>178,366.42</u>
			\$	178,366.42

## GENERAL REVENUE 1902 FUND.

1902			
Dec. 1	By balance . . . . .		\$ 83,226.31
	By receipts Auditor of State (flat tax).....		12,889.84
	By receipts from levy.....		571,627.20
	By transfer public school income for blanks.....		1,406.09
	By receipts inheritance tax.....		2,057.48
	To warrants redeemed and interest.....	\$ 577,916.29	
	To paid for Assessor's bonds.....	1,387.10	
	To paid interest on casual deficiency bonds.....	1,000.00	
	To transfer to surplus fund.....	83,583.00	
	To balance . . . . .	7,320.53	
		<hr/>	
		\$ 671,206.92	\$ 671,206.92

## GENERAL REVENUE 1903 FUND.

1902			
	By receipts from levy . . . . .		\$ 474,216.18
	By receipts, Secretary of State.....		147,515.35
	By receipts, Auditor of State, flat tax.....		36,517.10
	By receipts, Auditor of State, fees.....		53.60
	By receipts, Boiler Inspector . . . . .		4,815.00
	By receipts, insurance department . . . . .		140,500.15
	By receipts, State Treasurer, liquor licenses.....		47,875.00
	By receipts, State Treasurer, court fees.....		7,974.50
	By receipts, State Treasurer, license fees.....		924.78
	By receipts, interest on deposits.....		21,299.58
	By receipts, inheritance tax . . . . .		7,386.12
	By receipts, game fund . . . . .		6,500.00
	By receipts, interest on delinquent taxes.....		17,031.08
	By transfer, public school income (for blanks)....		3,803.41
	To warrants redeemed and interest.....	\$ 888,633.73	
	To interest paid on casual deficiency bonds.....	5,000.00	
	To paid for Assessor's bonds.....	1,289.87	
	To balance . . . . .	22,088.25	
		<hr/>	
		\$ 916,411.85	\$ 916,411.85

## GENERAL REVENUE 1904 FUND.

1903

By receipts, Secretary of State.....		\$ 112,204.30	
By receipts, Auditor of State (flat tax).....		32,825.02	
By receipts, Boiler Inspector .....		5,590.00	
By receipts, State Treasurer, liquor licenses.....		53,575.00	
By receipts, State Treasurer, court fees.....		8,615.00	
By receipts, State Treasurer, license fees.....		589.82	
By receipts, insurance department .....		146,574.43	
By receipts, interest on deposits.....		21,054.88	
By receipts, interest on delinquent taxes.....		17,031.09	
By receipts, game fund .....		6,500.00	
By transfer, public school income, for blanks.....		3,227.39	
To warrants redeemed and interest.....	\$ 324,100.39		
To interest paid on casual deficiency bonds.....	2,000.00		
To balance .....	81,686.54		
		<u>\$ 407,786.93</u>	<u>\$ 407,786.93</u>

## GILPIN COUNTY ROAD FUND.

1904

Aug. 15	By appropriation, H. B. No. 263.....		\$ 2,000.00	
	To warrants .....	\$ 1,961.80		
	To balance .....	38.20		
			<u>\$ 2,000.00</u>	<u>\$ 2,000.00</u>

## GIRLS' INDUSTRIAL SCHOOL CASH FUND.

1902

Dec. 1	By balance .....		\$ 182.93	
	By receipts from secretary.....		26,605.76	
	To warrants .....	\$ 26,469.61		
	To balance .....	319.08		
			<u>\$ 26,788.69</u>	<u>\$ 26,788.69</u>

## HINSDALE COUNTY ROAD FUND.

1903

July 31	By appropriation, H. B. No. 125.....		\$ 2,500.00	
	To warrants .....	\$ 2,496.15		
	To balance .....	3.85		
			<u>\$ 2,500.00</u>	<u>\$ 2,500.00</u>

## INTEREST ON INSURRECTION BONDS FUND.

1902				
Dec. 1	By balance .....		\$	49,098.77
	By receipts from levy.....			7,611.97
	To interest paid on bonds.....	\$	53,491.15	
	To balance .....		33,219.59	
		\$	56,710.74	\$ 56,710.74

## INTEREST ON DELINQUENT TAXES FUND.

1902				
Dec. 1	By balance .....		\$	10,334.90
	By interest paid on delinquent taxes.....			23,855.72
	To transfer to general revenue, 1903 and 1904.....	\$	34,062.17	
	To warrants .....		128.45	
		\$	34,190.62	\$ 34,190.62

## INSANE ASYLUM FUND.

1902				
Dec. 1	By balance .....		\$	10,170.25
	By receipts from levy .....			136,725.35
	By receipts, superintendent of Insane Asylum....			10.00
	To warrants .....	\$	126,516.97	
	To balance .....		20,388.63	
		\$	146,905.60	\$ 146,905.60

## INTEREST ON DEPOSITS FUND.

1903				
Jan. 24	By receipts, interest on deposits.....		\$	42,354.46
	To transfer, general revenue, 1903.....	\$	21,299.58	
	To transfer, general revenue, 1904.....		21,054.88	
		\$	42,354.46	\$ 42,354.46

## INTEREST ON CAPITOL BUILDING BONDS FUND.

1902				
Dec. 20	By receipts from levy.....		\$	74.30
	To transfer, capitol building and interest on bonds .....	\$	74.30	
		\$	74.30	\$ 74.30

## INSURANCE DEPARTMENT FUND.

1902			
Dec. 1	By balance .....		\$ 1,016.50
	By receipts .....		318,305.30
	To transfer, general revenue, 1903.....\$	\$ 140,500.15	
	To transfer, general revenue, 1904.....	146,574.43	
	To warrants .....	31,105.72	
	To balance .....	1,141.50	
		<hr/>	
		\$ 319,321.80	\$ 319,321.80

## INTERNAL IMPROVEMENT PERMANENT FUND.

1902			
Dec. 1	By balance .....		\$ 70,841.27
	By receipts from Land Board.....		42,043.16
	By receipts, U. S. Treasurer.....		14,735.28
	By transfer of unexpended balances.....		2,369.73
	To warrants .....	\$ 42.00	
	To appropriations, Thirteenth General Assembly.	72,000.00	
	To balance .....	57,947.44	
		<hr/>	
		\$ 129,989.44	\$ 129,989.44

## INTERNAL IMPROVEMENT INCOME FUND.

1902			
Dec. 1	By balance .....		\$ 49,428.75
	By receipts from Land Board.....		49,321.00
	By receipts from interest on warrants.....		6,329.66
	To warrants .....	\$ 88.44	
	To appropriations, Thirteenth General Assembly.	51,000.00	
	To balance .....	53,991.09	
		<hr/>	
		\$ 105,079.53	\$ 105,079.53

## INDUSTRIAL SCHOOL CASH FUND.

1902			
Dec. 1	By balance .....		\$ 461.55
	By receipts from superintendent.....		10,397.10
	To warrants .....	\$ 9,609.93	
	To balance .....	1,189.02	
		<hr/>	
		\$ 10,858.95	\$ 10,858.95

## INSURRECTION FUND.

1902			
Dec. 1	By balance .....		\$ 1,881.35
	To balance .....	\$ 1,881.35	
		<hr/>	
		\$ 1,881.35	\$ 1,881.35



## JEFFERSON AND ADAMS COUNTY ROAD.

1903				
Oct. 1	By appropriation, S. B. No. 321.....		\$	2,500.00
	To warrants .....	\$	2,500.00	
			\$	2,500.00
			\$	2,500.00

## LAND COMMISSIONERS' CASH

1902				
Dec. 1	By balance .....		\$	1,943.53
	By receipts from Land Board.....			15,321.89
	To warrants .....	\$	15,544.15	
	To balance .....		1,721.27	
			\$	17,265.42
			\$	17,265.42

## LAS ANIMAS COUNTY ARTESIAN WELL FUND.

1903				
June 9	By appropriation, S. B. 330.....		\$	5,000.00
	To warrants . . . . .	\$	225.21	
	To balance . . . . .		4,774.79	
			\$	5,000.00
			\$	5,000.00

## LOGAN COUNTY ROAD FUND.

1903				
June 22	By appropriation, S. B. No. 67.....		\$	4,500.00
	To warrants . . . . .	\$	4,496.19	
	To balance . . . . .		3.81	
			\$	4,500.00
			\$	4,500.00

## LA PLATA COUNTY ROAD FUND.

1903				
July 9	By appropriation, H. B. No. 92.....		\$	5,000.00
	To warrants . . . . .	\$	1,261.82	
	To balance . . . . .		3,738.18	
			\$	5,000.00
			\$	5,000.00

## MILITARY POLL FUND.

1902				
Dec. 1	By balance . . . . .		\$	5,369.82
	By receipts from levy .....			81,548.72
	By receipts Capt. L. C. Hall.....			135.71
	By receipts Adjutant General .....			1,325.69
	By receipts Gov. Jas. H. Peabody.....			24.58
	By receipts F. W. Gross, Paymaster General.....			155.56
	To warrants . . . . .	\$	91,220.93	
	To balance . . . . .		338.65	
			\$	91,559.58
			\$	91,559.58

## MUTE AND BLIND FUND.

1902				
Dec. 1	1	By receipts from levy.....		\$ 136,717.85
		To warrants .....	\$ 130,898.33	
		To balance .....	5,819.52	
			<hr/>	
			\$ 136,717.85	\$ 136,717.85

## MINERAL LAND SURVEY FUND.

1902				
Dec. 1	1	By balance .....		\$ 805.77
		To balance .....	\$ 805.77	
			<hr/>	
			\$ 805.77	\$ 805.77

## MESA COUNTY ROAD FUND.

1903				
July 31	31	By appropriation, S. B. No. 202.....		\$ 3,000.00
		To warrants .....	\$ 3,000.00	
			<hr/>	
			\$ 3,000.00	\$ 3,000.00

## NORMAL SCHOOL FUND.

1903				
Dec. 1	1	By balance .....		\$ 446.52
		By receipts from levy.....		136,673.32
		To warrants .....	\$ 138,900.00	
		By balance .....		\$ 1,780.16
			<hr/>	
			\$ 138,900.00	\$ 138,900.00

## OURAY AND SAN JUAN COUNTY ROAD FUND.

1903				
July 9	9	By appropriation, S. B. No. 70.....		\$ 2,000.00
		By appropriation, H. B. No. 23.....		8,000.00
		To warrants .....	\$ 9,966.00	
		To balance .....	34.00	
			<hr/>	
			\$ 10,000.00	\$ 10,000.00

## OTERO COUNTY BRIDGE FUND.

1904				
Aug. 15	15	By appropriation, S. B. No. 218.....		\$ 4,500.00
		To warrants .....	\$ 149.50	
		To balance .....	4,350.50	
			<hr/>	
			\$ 4,500.00	\$ 4,500.00

## OUTSTANDING CERTIFICATES STOCK INDEMNITY FUND.

1902				
Dec.	1	By balance . . . . .	\$	249.83
		To warrants . . . . .	\$	135.25
		To balance . . . . .		114.58
			\$	249.83
			\$	249.83

## PALMER LAKE CYCLE PATH FUND.

1902				
Dec.	1	By balance . . . . .	\$	4,455.25
		To balance . . . . .	\$	4,455.25
			\$	4,455.25
			\$	4,455.25

## PITKIN COUNTY ROAD FUND.

1903				
July	31	By appropriation, H. B. No. 285. . . . .	\$	5,000.00
		To warrants . . . . .	\$	999.46
		To balance . . . . .		4,000.54
			\$	5,000.00
			\$	5,000.00

## PENITENTIARY CONVICT LABOR FUND.

1902				
Dec.	1	By balance . . . . .	\$	143.17
		By receipts Warden of Penitentiary. . . . .		30,127.57
		To warrants . . . . .	\$	29,674.40
		To balance . . . . .		596.34
			\$	30,270.74
			\$	30,270.74

## PENITENTIARY LAND PERMANENT FUND.

1902				
Dec.	1	By balance . . . . .	\$	1,027.30
		To balance . . . . .	\$	1,027.30
			\$	1,027.30
			\$	1,027.30

## PENITENTIARY LAND INCOME FUND.

1902				
Dec.	1	By balance . . . . .	\$	1,696.05
		By receipts from Land Board. . . . .		614.80
		To balance . . . . .	\$	2,310.85
			\$	2,310.85
			\$	2,310.85

## PARTITION OF REALTY FUND.

1902				
Dec.	1	By balance . . . . .	\$	134.70
		By receipts . . . . .		420.41
		To warrants . . . . .	\$	337.75
		To balance . . . . .		217.36
			<u>\$</u>	<u>555.11</u>
			\$	555.11

## PROWERS COUNTY BRIDGE FUND.

1904				
Oct.	31	By appropriation, H. B. 295. . . . .	\$	2,000.00
		To warrants . . . . .	\$	6.00
		To balance . . . . .		1,994.00
			<u>\$</u>	<u>2,000.00</u>
			\$	2,000.00

## PUBLIC BUILDING LAND PERMANENT FUND.

1902				
Dec.	1	By balance . . . . .	\$	1,386.45
		By receipts from Land Board. . . . .		16.00
		To balance . . . . .	\$	1,402.45
			<u>\$</u>	<u>1,402.45</u>
			\$	1,402.45

## PUBLIC BUILDING LAND INCOME FUND.

1902				
Dec.	1	By balance . . . . .	\$	2,168.26
		By receipts Land Board. . . . .		670.00
		To balance . . . . .	\$	2,838.26
			<u>\$</u>	<u>2,838.26</u>
			\$	2,838.26

## PUBLIC SCHOOL LAND PERMANENT FUND.

1902				
Dec.	1	By balance . . . . .	\$1,254,716.73	
		By receipts from Land Board. . . . .		130,042.93
		To warrants . . . . .	\$	480.00
		To balance . . . . .		1,384,279.57
			<u>\$1,284,759.66</u>	<u>\$1,384,759.66</u>
			\$1,284,759.66	\$1,384,759.66

## PUBLIC SCHOOL LAND INCOME FUND.

1902			
Dec. 1	By balance . . . . .		\$ 66,266.08
	By receipts from Land Board.....		291,681.09
	By receipts interest on warrants.....		30,555.45
	By receipts interest on bonds.....		15,750.00
	To transfer for blanks.....	\$ 8,436.89	
	To semi-annual apportionments .....	318,851.71	
	To warrants . . . . .	1,781.85	
	To balance . . . . .	75,182.17	
			<hr/>
		\$ 404,252.62	\$ 404,252.62

## PUEBLO AND LEADVILLE ROAD FUND.

1902			
Dec. 1	By balance . . . . .		\$ 1,005.71
	To balance . . . . .	\$ 1,005.71	
			<hr/>
		\$ 1,005.71	\$ 1,005.71

## PUEBLO COUNTY BRIDGE FUND.

1903			
June 22	By appropriation, S. B. No. 291.....		\$ 7,500.00
	To warrants . . . . .	\$ 7,492.59	
	To balance . . . . .	7.41	
			<hr/>
		\$ 7,500.00	\$ 7,500.00

## REFORMATORY MACHINERY AND TOOLS FUND.

1902			
Dec. 1	By balance . . . . .		\$ 59.74
	To warrants . . . . .	\$ 59.74	
			<hr/>
		\$ 59.74	\$ 59.74

## REFORMATORY CASH FUND.

1902			
Dec. 1	By balance . . . . .		\$ 2,500.00
	By receipts from Warden.....		3,216.56
	To warrants . . . . .	\$ 3,216.56	
	To balance . . . . .	2,500.00	
			<hr/>
		\$ 5,716.56	\$ 5,716.56

## REGISTERED FUNDING BONDS, SERIES 1897, FUND.

1902			
Dec. 1	By balance . . . . .		\$ 342.74
	To balance . . . . .	\$ 342.74	
			<hr/>
		\$ 342.74	\$ 342.74

## RIO GRANDE AND COSTILLA BRIDGE FUND.

1903				
June 22	By appropriation, H. B. 147.....		\$	3,000.00
	To warrants . . . . .	\$	3,000.00	
			<u>\$</u>	<u>3,000.00</u>
			\$	3,000.00

## ROUTT COUNTY BRIDGE FUND.

1903				
Dec. 31	By appropriation, S. B. No. 28.....		\$	4,000.00
	To warrants . . . . .	\$	357.36	
	To balance . . . . .		3,642.64	
			<u>\$</u>	<u>4,000.00</u>
			\$	4,000.00

## SAN MIGUEL COUNTY ROAD FUND.

1903				
Nov. 10	By appropriation, S. B. No. 193.....		\$	4,500.00
	To warrants . . . . .	\$	744.54	
	To balance . . . . .		3,755.46	
			<u>\$</u>	<u>4,500.00</u>
			\$	4,500.00

## SAGUACHE COUNTY ARTESIAN WELL FUND.

1902				
Dec. 1	By balance . . . . .		\$	721.01
	To transfer Int. Imp. fund.....	\$	721.01	
			<u>\$</u>	<u>721.01</u>
			\$	721.01

## SCHOOL OF MINES FUND.

1902				
Dec. 1	By balance . . . . .		\$	103.08
	By receipts from levy.....			136,712.82
	To warrants . . . . .	\$	139,554.86	
	By balance . . . . .			2,738.96
			<u>\$</u>	<u>139,554.86</u>
			\$	139,554.86

## SAN MIGUEL COUNTY ROAD FUND.

1902				
Dec. 1	By balance . . . . .		\$	.30
	To transfer Int. Imp. fund.....	\$	.30	
			<u>\$</u>	<u>.30</u>
			\$	.30

## PARK COUNTY BRIDGE FUND.

1904				
Jan. 31	By appropriation, H. B. No. 101.....		\$	5,000.00
	To warrants . . . . .	\$	4,967.95	
	To balance . . . . .		32.05	
			<u>\$</u>	<u>5,000.00</u>
			\$	5,000.00

## RIO BLANCO COUNTY BRIDGE FUND.

1904				
April 30	By appropriation, H. B. No. 183.....		\$	2,000.00
	To warrants . . . . .	\$	117.42	
	To balance . . . . .		1,882.58	
			<hr/>	
		\$	2,000.00	\$ 2,000.00

## SPANISH-AMERICAN WAR FUND.

1902				
Dec. 1	By balance . . . . .		\$	1,984.06
	By receipts from levy.....			66.45
	To balance . . . . .	\$	2,050.51	
			<hr/>	
		\$	2,050.51	\$ 2,050.51

## SALINE LAND PERMANENT FUND.

1902				
Dec. 1	By balance . . . . .		\$	56.00
	To balance . . . . .	\$	56.00	
			<hr/>	
		\$	56.00	\$ 56.00

## SALINE LAND INCOME FUND.

1902				
Dec. 1	By balance . . . . .		\$	396.50
	By receipts from Land Board.....			620.00
	To warrants . . . . .	\$	100.00	
	To balance . . . . .		916.50	
			<hr/>	
		\$	1,016.50	\$ 1,016.50

## ST. LOUIS WORLD'S FAIR FUND.

1904				
Mar. 31	By received Van E. Rouse, ex-Treas.....		\$	18,466.63
	To warrants . . . . .	\$	18,465.59	
	To balance . . . . .		1.04	
			<hr/>	
		\$	18,466.63	\$ 18,466.63

## STOCK INSPECTION FUND.

1902				
Dec. 1	By balance . . . . .		\$	448.84
	By receipts from levy.....			37,866.84
	To warrants . . . . .	\$	35,878.72	
	To balance . . . . .		2,436.96	
			<hr/>	
		\$	38,315.68	\$ 38,315.68



## SUMMIT COUNTY ROAD FUND.

1904				
July 31	By appropriation, S. B. No. 29.....		\$	1,000.00
	To warrants . . . . .	\$	97.00	
	To balance . . . . .		903.00	
		\$	1,000.00	\$ 1,000.00

## STOCK BRAND FUND.

1902				
Dec. 1	By balance . . . . .		\$	3,252.00
	To transfer scalp boundy fund.....	\$	3,252.00	
		\$	3,252.00	\$ 3,252.00

## SCALP BOUNTY FUND.

1902				
Dec. 1	By balance . . . . .		\$	.18
	By transfer from stock brand fund.....			3,252.00
	To warrants . . . . .	\$	3,252.00	
	To balance . . . . .		.18	
		\$	3,252.18	\$ 3,252.18

## SUPREME COURT LIBRARY FUND.

1902				
Dec. 1	By balance . . . . .		\$	582.44
	By receipt clerk Supreme Court.....			3,110.00
	To warrants . . . . .	\$	2,400.13	
	To balance . . . . .		1,292.31	
		\$	3,692.44	\$ 3,692.44

## INHERITANCE TAX FUND.

1903				
Mar. 31	By receipts from County Treasurers.....		\$	11,921.20
	To transfer to General Revenue 1901, 1902 and 1903	\$	11,921.20	
		\$	11,921.20	\$ 11,921.20

## SOLDIERS AND SAILORS HOME CASH FUND.

1902				
Dec. 1	By balance . . . . .		\$	10,817.18
	By receipts U. S. Government.....			27,575.91
	To warrants . . . . .	\$	33,342.44	
	To balance . . . . .		5,050.65	
		\$	38,393.09	\$ 38,393.09

## STATE NORMAL INSTITUTE FUND.

1902			
Dec. 1	By balance . . . . .	\$	.02
	By receipts Superintendent Public Instruction....		4,805.93
	By receipts Superintendent Denver County.....		31.00
	To warrants . . . . .	\$	4,805.84
	To balance . . . . .		31.11
		\$	4,836.95
		\$	4,836.95

## STATE BOARD OF MEDICAL EXAMINERS' FUND.

1902			
Dec. 1	By balance . . . . .	\$	1,643.00
	By receipts from Secretary . . . . .		606.07
	To balance . . . . .	\$	2,249.07
		\$	2,249.07
		\$	2,249.07

## SURPLUS FUND.

1903			
June 22	By transfer of excess revenues.....	\$	158,929.48
	To warrants . . . . .	\$	158,929.48
		\$	158,929.48
		\$	158,929.48

## UTE WAR DEBT FUND.

1902			
Dec. 1	By balance . . . . .	\$	193.59
	By receipts from levy.....		13.15
	To balance . . . . .	\$	206.75
		\$	206.75
		\$	206.75

## UNIVERSITY FUND.

1902			
Dec. 1	By balance . . . . .	\$	6,692.10
	By receipts from levy.....		194,758.32
	To warrants . . . . .	200,881.65	
	To balance . . . . .		568.74
		\$	201,450.42
		\$	201,450.42

## UNIVERSITY LAND PERMANENT FUND.

1902			
Dec. 1	By balance . . . . .	\$	46,669.15
	By receipts from Land Board.....		1,600.00
	To balance . . . . .	\$	48,269.15
		\$	48,269.15
		\$	48,269.15

## UNIVERSITY LAND INCOME FUND.

1902				
Dec. 1	By balance . . . . .		\$	544.51
	By receipts from Land Board. . . . .			1,253.40
	By receipts interest on warrants. . . . .			1,295.05
	To warrants . . . . .	\$	2,845.63	
	To balance . . . . .		247.33	
			<hr/>	
		\$	3,092.96	\$ 3,092.96

## UNIVERSITY SPECIAL FUND.

1902				
Dec. 1	By balance . . . . .		\$	44.17
	By receipts from levy . . . . .			5.92
	To warrants . . . . .	\$	46.55	
	To balance . . . . .		3.54	
			<hr/>	
		\$	50.09	\$ 50.09

## WHITE RIVER BRIDGE FUND.

1902				
Dec. 1	By balance . . . . .		\$	8.93
	To transfer Internal Improvement Fund. . . . .		8.93	
		\$	8.93	\$ 8.93

## YUMA, WASHINGTON AND MORGAN COUNTY ROAD FUND.

1902				
Dec. 1	By balance . . . . .		\$	3,085.42
	To warrants . . . . .	\$	2,711.02	
	To balance . . . . .		374.40	
			<hr/>	
		\$	3,085.42	\$ 3,085.42

## WARRANT INTEREST.

	By interest allowed on warrants. . . . .		\$	54,239.19
	To interest paid on warrants. . . . .	\$	54,239.19	
		\$	54,239.19	\$ 54,239.19

SHOWING REGISTRATION OF BONDS FROM DECEMBER 1, 1902, TO  
NOVEMBER 30, 1904.

	Bonds.	Amount.
January 8, 1903, San Miguel Co.*.....	90	\$1,000.00
February 13, 1903, Montrose Co.....	121	1,000.00
April 1, 1903, Cheyenne Co.....	26	1,000.00
April 1, 1903, Cheyenne Co.....	2	100.00
April 21, 1903, Larimer Co.....	31	1,000.00
April 25, 1903, Chaffee Co.....	221	1,000.00
May 11, 1903, Washington Co.....	25	500.00
May 23, 1903, La Plata Co.....	70	500.00
October 1, 1903, Canon City.....	40	1,000.00
December 29, Delta Co.....	73	500.00
January 7, 1904, Montrose Co.....	26	1,000.00
June 24, 1904, Town of Rico.....	10	500.00
September 27, 1904, Hinsdale Co.....	6	500.00
November 11, 1904, City of Colorado Springs.....	133	1,000.00

\* Registered prior to the date I took my office.



# STATEMENTS

SHOWING

Certificates of Indebtedness; Redemption and Outstanding Certificates of Indebtedness; Recapitulation.





## STATEMENT

SHOWING ISSUE OF CERTIFICATES OF INDEBTEDNESS FOR TWO YEARS ENDING NOVEMBER 30, 1904.

Date 1903	To Whom Issued	No.	Amount	For What Purpose
Mch. 31	Col. W. H. Sweeney.....	4390-4402	\$ 10,829.03.....	Military pay rolls
Mch. 31	General Sherman Bell.....	4403	3,388.76.....	Blankets and freight
June 19	Shields-Morley Gro. Co.....	4404	1,188.87.....	Groceries
June 25	Eugene W. D. Ment.....	4405	14.60.....	Meals
June 25	S. M. Ditts.....	4406	13.15.....	Horseshoeing
June 25	William Hillis .....	4407	10.50.....	Horseshoeing
June 25	R. R. Hutchins, M. D.....	4408	3.50.....	Laundry
June 25	A. B. Nichols.....	4409	974.30.....	Livery
June 25	W. O'Donnell .....	4410	375.00.....	Livery
June 25	Colo. Springs Packing Co....	4411	177.44.....	Meat
June 25	Major Geo. M. Lee.....	4412	15.97.....	Expense
June 25	Spratlin & Anderson.....	4413	528.20.....	Supplies
June 25	Geo. M. Lee, quartermaster..	4414	162.85.....	Expense, quartermaster
June 25	J. J. Abendschon.....	4415	5.62.....	Teaming
June 25	Willis Butcher .....	4416	176.65.....	Drugs
June 25	Star Bakery .....	4417	95.33.....	Provisions
June 25	Dr. R. W. Reasoner.....	4418	18.00.....	Livery
June 25	Out West Ptg. and Sta. Co..	4419	167.60.....	Printing supplies
June 25	Perkins & Holbrook.....	4420	846.16.....	Clothing
June 25	G. S. Barnes.....	4421	99.35.....	Supplies
June 25	Heminway & Co.....	4422	438.03.....	Supplies
June 25	John Hill .....	4423	95.55.....	Lumber and supplies
June 25	W. A. Davis.....	4424	46.50.....	Team work
June 25	Seldomridge Bros. ....	4425	201.55.....	Feed and supplies
July 6	A. M. Wilson.....	4426	185.00.....	Horses
July 10	Lieut. Tom. E. McClelland..	4427	750.00.....	Professional service
July 10	D. & R. G. Express.....	4428	41.75.....	Express
July 10	J. W. Gilluly.....	4429	1,018.07.....	Transportation
July 10	W. H. Triagle.....	4430	20.00.....	Horse hire
July 17	Colo. Telephone Co.....	4431	96.65.....	Telephone service
July 17	Remington Typewriter Co....	4432	7.00.....	Rent of typewriter
July 17	Denver Omnibus & Cab Co..	4433	6.75.....	Teaming
July 17	H. D. Smith.....	4434	10.00.....	Livery
July 17	C. S. Jacobs.....	4435	34.00.....	Livery
July 20	F. W. Gross.....	4436	161.75.....	Expense
July 20	F. W. Gross.....	4437	55.00.....	Military pay roll
July 24	C. J. McMillan.....	4438	10.00.....	Livery

## STATEMENT

SHOWING ISSUE OF CERTIFICATES OF INDEBTEDNESS FOR TWO  
YEARS ENDING NOVEMBER 30, 1904—Continued.

Date 1903	To Whom Issued	No.	Amount	For What Purpose
Aug. 5	Denver Ex. & Transfer Co.	4439	65.75	Drayage
Aug. 6	Troy Laundry Co.	4440	13.00	Laundry
Aug. 6	Knight-Campbell Music Co.	4441	22.00	Musical instruments
Aug. 6	F. J. White	4442	15.25	Expense
Aug. 6	Andy Barber	4443	15.50	Carpenter hire
Sept. 24	Colo. Spgs. Tent & A. Co.	4444	87.60	Repairing tents
Sept. 24	John L. Judd	4445	41.50	Provisions
Sept. 21	J. Chase	4446	68.00	Livery
Sept. 24	Ord & Snope	4447	80.00	Livery
Sept. 24	The New Alamo	4448	16.00	Board
Sept. 24	J. M. Buster	4449	5.00	Livery
Sept. 24	A. H. Whaite	4450	11.10	Merchandise
Sept. 24	Lowell-Meservy Hdw. Co.	4451	24.25	Merchandise
Sept. 24	Chicago Bakery	4452	3.00	Provisions
Sept. 24	W. A. Davis	4453	34.00	Livery
Sept. 24	Hext Music Co.	4454	8.50	Merchandise
Sept. 24	Colo. Spgs. Int. Ry. Co.	4455	10.00	Transportation
Oct. 23				
Nov. 10	F. W. Gross	4456-4511	82,673.46	Military pay rolls
Nov. 12	Simonton-Moore Merc. Co.	4512	3,765.28	Supplies, commissary
Nov. 12	Gardner Merc. Co.	4513	2,142.36	Supplies, commissary
Nov. 12	Jim E. Davidson	4514	125.92	Supplies, commissary
Nov. 12	M. D. Greve	4515	108.00	Livery
Nov. 12	The Victor Grocery Co.	4516	700.44	Commissary supplies
Nov. 12	Morrell Hdw. Co.	4517	1,095.15	Commissary supplies
Nov. 12	M. D. Greve	4518	528.20	Commissary supplies
Nov. 13	F. W. Gross	4519	2,465.36	Military pay roll
Nov. 16	John H. Myers	4520	299.45	Supplies
Nov. 16	Lieut. Geo. H. Cattermole	4521	3.00	Transportation
Nov. 16	Mountain Electric Co.	4522	109.74	Quartermaster supplies
Nov. 16	Col. J. E. Johnston	4523	1.00	Lodging
Nov. 16	Capitol Hill Stables	4524	120.00	Livery
Nov. 16	Denver Times	4525	1.25	Quartermaster supplies
Nov. 16	Flor. & C. C. R. & A. Co.	4526	32.30	Transportation
Nov. 16	Remington Typewriter Co.	4527	189.55	Typewriter and supplies
Nov. 16	Capitol Hill Tailoring Co.	4528	49.00	Tailoring
Nov. 16	Fred Harvey	4529	47.70	Board

## STATEMENT

SHOWING ISSUE OF CERTIFICATES OF INDEBTEDNESS FOR TWO  
YEARS ENDING NOVEMBER 30, 1904—Continued.

Date 1903	To Whom Issued	No.	Amount	For What Purpose
Nov. 16	Ewart H. & P. Co.....	4530	160.00.....	Livery
Nov. 16	Colo. Telephone Co.....	4531	30.00.....	Telephone service
Nov. 16	Den. Nov. Wks. & E. Co....	4532	.50.....	Rubber stamp
Nov. 16	Jno. B. Nimetz.....	4533	12.60.....	Merchandise
Nov. 16	Ordway, Snow & Addison..	4534	118.67.....	Merchandise and freight
Nov. 16	Spratlin & Anderson.....	4535	688.96.....	Supplies
Nov. 16	Hardin Restaurant .....	4536	28.55.....	Board
Nov. 16	Western Packing Co.....	4537	634.47.....	Commissary supplies
Nov. 16	Geo. Tritch Hdw. Co.....	4538	187.70.....	Commissary supplies
Nov. 16	E. M. Kerney.....	4539	15.00.....	Stenographer
Nov. 16	C. B. & W. R. Eaton.....	4540	162.00.....	Stoves
Nov. 16	Wyckoff .....	4541	5.75.....	Rent typewriter
Nov. 16	Brown Palace Hotel.....	4542	73.45.....	Board and lodging
Nov. 16	J. H. McCracken.....	4543	360.00.....	Livery
Nov. 16	The Boston .....	4544	37.50.....	Merchandise
Nov. 16	Denver Gas & Elec. Co....	4545	41.85.....	Light
Nov. 16	Denver Iron & W W. Co....	4546	8.75.....	Material
Nov. 16	J. Durbin Surg. & D. S. C..	4547	76.75.....	Medical supplies
Nov. 16	Union Pacific R. R. Co....	4548	22.66.....	Transportation
Nov. 16	F. W. Jacquis.....	4549	52.05.....	Tailoring
Nov. 17	Western Union Tel. Co....	4550	93.25.....	Telegraph expense
Nov. 17	D. & R. G. Ry. Co.....	4551	3.19.....	Telegraph expense
Nov. 17	Lieut. Roy McCandles.....	4552	8.85.....	Board and express
Nov. 17	John W. Williams & Co....	4553	1.35.....	Merchandise
Nov. 17	Colo. Midland Ry. Co....	4554	389.00.....	Transportation
Nov. 17	A. C. Montgomery.....	4555	20.00.....	Typewriting expense
Nov. 17	American House .....	4556	33.00.....	Hotel expense
Nov. 17	Colo. Spgs. & C. C. D. R. C.	4557	127.46.....	Freight charges
Nov. 17	Postal Tel. Cable Co.....	4558	39.60.....	Quartermaster supplies
Nov. 17	McPhee & McGinnity.....	4559	53.11.....	Quartermaster supplies
Nov. 17	Redenour-Raymond G. Co..	4560	1,146.71.....	Quartermaster supplies
Nov. 17	Denver City Troop.....	4561	520.00.....	Livery
Nov. 17	Rio Grande Hotel Co.....	4562	9.75.....	Board
Nov. 17	Riverside Ptg. Co.....	4563	10.00.....	Merchandise
Nov. 17	Republican Pub. Co.....	4564	1.50.....	Advertising
Nov. 17	Conrad Rehn .....	4565	4.50.....	Repairs
Nov. 17	W. R. Thompson.....	4566	24.00.....	Livery

## STATEMENT

SHOWING ISSUE OF CERTIFICATES OF INDEBTEDNESS FOR TWO YEARS ENDING NOVEMBER 30, 1904—Continued.

Date 1903	To Whom Issued	No.	Amount	For What Purpose
Nov. 17	John P. Lowers.....	4567	19.65.....	Express
Nov. 17	John L. Ankney.....	4568	8.00.....	Transportation
Nov. 17	J. H. Worley.....	4569	6.50.....	Transportation
Nov. 17	Burt B. Bloom.....	4570	80.00.....	Livery
Nov. 17	David Cairns .....	4571	3.00.....	Express
Nov. 17	Fashion Bd., Liv. & S. Sta.	4572	40.00.....	Livery
Nov. 17	Western Union Tel. Co.....	4573	10.42.....	Quartermaster supplies
Nov. 17	May Clothing Co.....	4574	9,444.00.....	Quartermaster supplies
Nov. 17	O. C. Colwell.....	4575	.75.....	Stenographer
Nov. 17	Maj. Cooper Anderson.....	4576	7.90.....	Express
Nov. 17	Maj. H. W. Gibbons.....	4577	12.85.....	Board and lodging
Nov. 17	Western Union Tel. Co.....	4578	8.25.....	Messenger
Nov. 17	C. J. Mullen.....	4579	1.50.....	Express
Nov. 17	May Shoe & Clothing Co....	4580	2,338.35.....	Quartermaster supplies
Nov. 17	C. R. Brown.....	4581	1.90.....	Transportation
Nov. 17	Wells, Fargo Express Co....	4582	492.00.....	Transportation
Nov. 17	Daniels & Fisher Stores Co.	4583	505.35.....	Merchandise
Nov. 17	Smith-Brooks Ptg. Co.....	4584	3.00.....	Printing
Nov. 17	Colo. Electric Power Co....	4585	48.75.....	Quartermaster supplies
Nov. 17	J. W. Lane's Com. Stables..	4586	40.00.....	Livery
Nov. 17	Lacombe Electric Co.....	4587	8.40.....	Light
Nov. 17	Denver Ex. & Transfer Co....	4588	2.50.....	Livery
Nov. 17	Lamar Sparks.....	4589	1.30.....	Advertising
Nov. 17	Colorado Telephone Co.....	4590	6.85.....	Telephone service
Nov. 17	Denver Tent Awning Co....	4591	111.30.....	Merchandise
Nov. 17	Brighton Creamery Co.....	4592	15.25.....	Merchandise
Nov. 17	Midland Terminal Ry. Co....	4593	315.11.....	Transportation
Nov. 19	W. H. Waters.....	4594	5.00.....	Wood
Nov. 19	E. S. Smith.....	4595	21.50.....	Transportation
Nov. 19	Geo. E. Ady & Co.....	4596	68.70.....	Merchandise
Nov. 19	Geo. Ferrick .....	4597	2.50.....	Wood
Nov. 19	Sam'l Shirley .....	4598	11.63.....	Merchandise
Nov. 19	P. M. Carlson.....	4599	12.15.....	Supplies
Nov. 19	J. P. Wilcox.....	4600	40.00.....	Livery
Nov. 19	Wheeler & Co.....	4601	165.30.....	Beef
Nov. 19	J. W. Spielman.....	4602	73.25.....	Milk
Nov. 19	H. G. Taylor.....	4603	2.25.....	Milk
Nov. 19	Cooper M. Cattle Co.....	4604	90.52.....	Beef

## STATEMENT

SHOWING ISSUE OF CERTIFICATES OF INDEBTEDNESS FOR TWO  
YEARS ENDING NOVEMBER 30, 1904—Continued.

Date 1903	To Whom Issued	No.	Amount	For What Purpose
Nov. 19	Cooper Mtn. Cattle Co.....	4605	40.35.....	Beef
Nov. 19	O. W. Keith.....	4606	43.92.....	Beef
Nov. 19	O. L. Waters.....	4607	12.00.....	Wood
Nov. 20	Atlantic Tea Co.....	4608	281.50.....	Coffee
Nov. 20	Tomkins Hdw. Supply Co...4609		627.67.....	Quartermaster supplies
Nov. 20	Central Drug Co.....	4610	8.00.....	Drugs and merchandise
Nov. 20	A. H. Hibler.....	4611	8.00.....	Carpenter
Nov. 20	Cripple Creek C. & T. Co...4612		780.67.....	Merchandise
Nov. 20	Colo. Trading & Trans. Co..4613		2,063.28.....	Merchandise
Nov. 20	J. B. Cunningham.....	4614	1,414.34.....	Quartermaster supplies
Nov. 20	John E. Smith.....	4615	546.98.....	Medical supplies
Nov. 20	Booth Furniture Co.....	4616	107.80.....	Merchandise
Nov. 20	Harder-Mosier Mer. Co.....4617		226.30.....	Commissary supplies
Nov. 20	Atlantic Tea Co.....	4618	45.16.....	Supplies
Nov. 20	A. J. Wharton.....	4619	135.78.....	Meat
Nov. 20	National Totel .....	4620	16.50.....	Meals
Nov. 20	Teller Co. Banner.....	4621	9.00.....	Cards
Nov. 20	A. G. Bowman.....	4622	49.50.....	Wood
Nov. 20	Sam'l Davis .....	4623	33.75.....	Carpenter
Nov. 20	Victor Novelty Works.....4624		4.50.....	Repairs
Nov. 20	H. M. Williams.....	4625	38.50.....	Carpenter
Nov. 20	Windsor Livery.....	4626	3.00.....	Livery
Nov. 20	J. H. Hunt.....	4627	26.00.....	Chairs
Nov. 20	Chas. E. Palmer.....	4628	14.90.....	Supplies
Nov. 20	Kelly Shoe Store.....	4629	546.00.....	Shoes
Nov. 20	Depot Pharmacy.....	4630	72.14.....	Medical supplies
Nov. 20	D. J. Nichols.....	4631	149.50.....	Livery
Nov. 20	City of Victor.....	4632	266.62.....	Water
Nov. 20	Teller Co. Mg. & Sup. Co...4633		12.54.....	Merchandise
Nov. 20	S. W. Lowe.....	4634	38.50.....	Carpenter
Nov. 20	E. L. Gallinger.....	4635	24.70.....	Medical supplies
Nov. 20	Thomas Henney.....	4636	37.75.....	Carpenter
Nov. 20	Joseph Bruder.....	4637	60.30.....	Groceries
Nov. 20	J. J. Thomson.....	4638	23.75.....	Carpenter
Nov. 20	Shilling Dry Goods Co.....4639		34.90.....	Merchandise
Nov. 20	G. W. Woodard.....	4640	23.75.....	Carpenter
Nov. 20	K. C. Market.....	4641	193.28.....	Beef



## STATEMENT

SHOWING ISSUE OF CERTIFICATES OF INDEBTEDNESS FOR TWO  
YEARS ENDING NOVEMBER 30, 1904—Continued.

Date 1903	To Whom Issued	No.	Amount	For What Purpose
Nov. 21	Albert Godfritzen.....	4642	44.00.....	Livery
Nov. 21	Eclipse Stables.....	4643	80.00.....	Livery
Nov. 21	J. A. Burnett.....	4644	18.00.....	Livery
Nov. 21	C. W. Wolfenberger.....	4645	40.00.....	Livery
Nov. 21	R. A. Went.....	4646	88.00.....	Livery
Nov. 21	M. Ola Walden.....	4647	102.00.....	Livery
Nov. 21	Andy Wiseman.....	4648	88.00.....	Livery
Nov. 21	J. P. Wilcox.....	4649	60.00.....	Livery
Nov. 21	J. M. Watts Merc. Co.....	4650	3.20.....	Supplies
Nov. 21	M. E. Herrick.....	4651	39.75.....	Milk
Nov. 21	H. S. Haup.....	4652	102.00.....	Livery
Nov. 21	Fred Harvey.....	4653	24.35.....	Meals
Nov. 21	C. C. Coal & Trans. Co.....	4654	17.12.....	Coal
Nov. 21	American Glove Co.....	4655	164.67.....	Merchandise
Nov. 21	W. H. Kistler Sta. Co.....	4656	251.90.....	Supplies
Nov. 21	Colo. Electric Power Co.....	4657	111.80.....	Light
Nov. 21	Colo. Tent & Awning Co.....	4658	59.50.....	Supplies
Nov. 21	Howard Burtis.....	4659	25.25.....	Milk
Nov. 21	Maroney Lumber Co.....	4660	47.57.....	Supplies
Nov. 21	Hardier Mosier Merc. Co.....	4661	1,083.73.....	Provisions
Nov. 21	J. W. Lain.....	4662	60.00.....	Livery
Nov. 21	Hand Nichols Clothing Co.....	4663	2,164.45.....	Merchandise
Nov. 21	C. H. Hoback.....	4664	22.00.....	Livery
Nov. 21	Jim Henry.....	4665	22.00.....	Livery
Nov. 21	H. F. Guyton.....	4666	16.00.....	Carpenter
Nov. 21	Gardner Merc. Co.....	4667	325.00.....	Provisions
Nov. 21	Harris & Tippett.....	4668	8.00.....	Packing
Nov. 21	Chas. E. Griswold.....	4669	1.00.....	Drayage
Nov. 21	Fairley Bros. & Fairley.....	4670	250.00.....	Funeral expense
Nov. 21	M. D. Greve.....	4671	987.95.....	Beef
Nov. 21	M. T. Griffith.....	4672	5.00.....	Drayage
Nov. 21	J. E. Kieduff.....	4673	22.00.....	Livery
Nov. 21	V. A. Gillispie.....	4674	14.26.....	Supplies
Nov. 21	Henry Hasley.....	4675	66.00.....	Livery
Nov. 21	Thos. H. Iles.....	4676	132.00.....	Livery
Nov. 21	Geo. L. Greer.....	4677	40.00.....	Livery
Nov. 21	Jos. Bruder.....	4678	185.70.....	Groceries

## STATEMENT

SHOWING ISSUE OF CERTIFICATES OF INDEBTEDNESS FOR TWO YEARS ENDING NOVEMBER 30, 1904—Continued.

Date 1903	To Whom Issued	No.	Amount	For What Purpose
Nov. 21	Model Laundry.....	4679	.80.....	Laundry
Nov. 21	Cripple Ck. N. W. & Mfg. Co.	4680	.50.....	Rubber stamp
Nov. 21	William Bennett.....	4681	2.50.....	Wood
Nov. 21	Capitol Hill Tailoring Co....	4682	32.80.....	Tailoring
Nov. 21	H. P. Packard, M. D.....	4683	2.00.....	Livery
Nov. 21	Morrell Hdw. Co.....	4684	761.64.....	Supplies
Nov. 21	Col. J. Q. MacDonald.....	4685	5.65.....	Transportation
Nov. 21	Ord. Snow & Ad'son Gro. Co.	4686	2,306.68.....	Provisions
Nov. 21	Ord. Snow & Ad'son Gro. Co.	4687	3,000.00.....	Provisions
Nov. 21	F. J. Nowatney.....	4688	1.00.....	Drayage
Nov. 21	*Victor Groc. Co.....	4689	4,087.07.....	Merchandise
Nov. 21	J. H. McCracken.....	4690	468.00.....	Livery
Nov. 21	E. S. Pechin.....	4691	1.40.....	Transportation
Nov. 21	Peter Minster.....	4692	20.00.....	Rent of house
Nov. 21	Mrs. Ruby E. Merriner.....	4693	11.72.....	Laundry
Nov. 21	Western Union Tel. Co.....	4694	64.30.....	Telegraphing
Nov. 21	Booth Furniture Co.....	4695	68.50.....	Furniture
Nov. 21	A. G. Bowman.....	4696	27.00.....	Wood
Nov. 21	G. E. Ady.....	4697	461.68.....	Merchandise
Nov. 21	Fay Gorham.....	4698	22.00.....	Livery
Nov. 21	R. L. Hendron.....	4699	40.00.....	Livery
Nov. 21	E. Hamlin.....	4700	6.00.....	Livery
Nov. 21	Western Packing Co.....	4701	3,455.54.....	Meats
Nov. 21	F. W. Jo Hantgen.....	4702	80.00.....	Livery
Nov. 21	Art Fairfax.....	4703	66.00.....	Livery
Nov. 21	J. M. Jones.....	4704	50.00.....	Livery
Nov. 21	J. B. Cunningham.....	4705	2,218.91.....	Lumber
Nov. 21	Irey Laundry.....	4706	139.30.....	Laundry
Nov. 21	H. F. Keel.....	4707	40.00.....	Livery
Nov. 21	J. S. Cameron.....	4708	3.30.....	Milk
Nov. 21	Continental Oil Co.....	4709	28.28.....	Oil
Nov. 23	Marshall Cafe.....	4710	69.80.....	Meals
Nov. 23	Geo. L. Greer.....	4711	71.00.....	Transportation
Nov. 23	A. C. Montgomery.....	4712	25.00.....	Stenographer
Nov. 23	News-Times Pub. Co.....	4713	3.35.....	Advertising
Nov. 23	J. H. Myers.....	4714	470.10.....	Supplies
Nov. 23	Florence Saddlery Co.....	4715	105.00.....	Horse blankets

\* Cancelled.



## STATEMENT

SHOWING ISSUE OF CERTIFICATES OF INDEBTEDNESS FOR TWO YEARS ENDING NOVEMBER 30, 1904—Continued.

Date 1903	To Whom Issued	No.	Amount	For What Purpose
Nov. 23	Flint & Lomax El. & M. Co.	4716	1,130.57	Supplies
Nov. 23	Atlantic Tea Co.	4717	540.92	Merchandise
Nov. 23	J. J. Grier	4718	39.95	Coffee
Nov. 23	A. J. Nicholls & Co.	4719	332.55	Merchandise
Nov. 23	Geo. E. Aicher	4720	22.00	Livery
Nov. 21	National Hotel Co.	4721	77.00	Meals
Nov. 23	A. H. Adams	4722	40.00	Livery
Nov. 23	Geo. E. Aicher	4723	18.00	Livery
Nov. 23	Canon City Hotel Co.	4724	3.75	Meals
Nov. 23	Central Drug Co.	4725	111.75	Merchandise
Nov. 23	Atchison, Topeka & S. F. Co.	4726	99.12	Transportation
Nov. 23	Cooper Mtn. Cattle Co.	4727	844.81	Beef
Nov. 23	Midland Terminal Ry. Co.	4728	1,310.09	Transportation
Nov. 23	Union Pacific R. R. Co.	4729	67.86	Transportation
Nov. 23	S. E. Moyle	4730	110.00	Livery
Nov. 23	J. L. McHatton	4731	142.00	Livery
Nov. 23	S. E. Wolcott	4732	22.00	Livery
Nov. 23	Emmett Williams	4733	40.00	Livery
Nov. 23	Willie Wear	4734	22.00	Livery
Nov. 23	Lige Salmon	4735	44.00	Livery
Nov. 23	C. M. Sheets	4736	22.00	Livery
Nov. 23	H. P. Spurlock	4737	222.00	Livery
Nov. 23	S. C. Stumpff	4738	60.00	Livery
Nov. 23	Chas. Trew	4739	80.00	Livery
Nov. 23	E. J. Parmon	4740	40.00	Livery
Nov. 23	Buster Rector	4741	44.00	Livery
Nov. 23	Grant Purcell	4742	22.00	Livery
Nov. 23	W. H. Pike	4743	240.00	Livery
Nov. 23	Ernest Oldland	4744	40.00	Livery
Nov. 23	F. A. Nicholls	4745	80.00	Livery
Nov. 23	Geo. Nolan	4746	66.00	Livery
Nov. 23	B. L. Nicholls	4747	40.00	Livery
Nov. 23	Thos. J. Mitchell	4748	60.00	Livery
Nov. 23	Martin	4749	22.00	Livery
Nov. 23	C. C. Townsend	4750	14.60	Transportation
Nov. 23	Wells, Fargo & Co. Ex.	4751	127.55	Express
Nov. 23	Western Union Tel. Co.	4752	53.25	Telegraphing

## STATEMENT

SHOWING ISSUE OF CERTIFICATES OF INDEBTEDNESS FOR TWO  
YEARS ENDING NOVEMBER 30, 1904—Continued.

Date 1904	To Whom Issued	No.	Amount	For What Purpose
Nov. 23	M. C. Lilly & Co.....	4753	40.00.....	Books
Nov. 23	Burt B. Bloom.....	4754	120.00.....	Livery
Nov. 23	Swan Dry P. Fire Ex. Co.....	4755	75.00.....	Supplies
Nov. 23	J. W. Spielman.....	4756	194.75.....	Milk
Nov. 23	Phipps & Gillpatrick.....	4757	228.60.....	Beef
Nov. 23	J. P. Schermerhorn.....	4758	26.70.....	Meals
Nov. 23	The Schilling Dry Gds. Co.....	4759	282.93.....	Supplies
Nov. 23	J. H. Wilson.....	4760	21.00.....	Bridles
Nov. 23	St. Luke's Hospital.....	4761	14.20.....	Hospital charges
Nov. 23	Howard Burtis .....	4762	7.25.....	Milk
Nov. 23	L. D. Rose.....	4763	15.00.....	Milk
Nov. 23	W. L. Schokey.....	4764	122.35.....	Drugs
Nov. 23	Ridenour-Raymond G. Co.....	4765	1,185.10.....	Groceries
Nov. 23	Times Job Rooms.....	4766	21.75.....	Printing
Nov. 23	Teller Co. Mg. Supply Co.....	4767	5.50.....	Supplies
Nov. 23	Capt. Charles B. Lewis.....	4768	8.75.....	Expenses
Nov. 23	Union Pacific R. R. Co.....	4769	91.92.....	Freight
Nov. 23	Spratlin & Anderson.....	4770	518.72.....	Groceries
Nov. 23	Fashion Bd., Livery & S. S.....	4771	60.00.....	Livery
Nov. 23	Denver City Troop.....	4772	956.00.....	Livery
Nov. 23	Sherman M. Bell.....	4773	24.15.....	Court cost
Nov. 23	C. H. Colwell.....	4774	86.00.....	Livery
Nov. 23	Capitol Hill Stables.....	4775	172.00.....	Livery
Nov. 23	Geo. F. Bloomfield.....	4776	106.00.....	Livery
Nov. 23	Jos. Baldouf .....	4777	44.00.....	Livery
Nov. 23	C. B. & W. R. Eaton.....	4778	26.37.....	Supplies
Nov. 23	Postal Tel. Cable Co.....	4779	24.18.....	Telegrams
Nov. 23	Denver Viscol Agency.....	4780	30.00.....	Viscol
Nov. 23	Davis Bridaham Drug Co.....	4781	34.58.....	Drugs
Nov. 23	M. Judd .....	4782	10.25.....	Meals
Nov. 23	John P. Lowers & Son.....	4783	.80.....	Supplies
Nov. 23	Frank M. Reardon.....	4784	30.60.....	Supplies
Nov. 23	The Knight-Locke Piano Co.....	4785	266.75.....	Supplies
Nov. 23	Dennis Kelly .....	4786	563.90.....	Shoes
Nov. 23	F. N. Jo Hantgen.....	4787	5.05.....	Repairs
Nov. 23	Frank Arnold .....	4788	40.00.....	Livery
Nov. 23	John E. Smith.....	4789	130.00.....	Drugs

## STATEMENT

SHOWING ISSUE OF CERTIFICATES OF INDEBTEDNESS FOR TWO  
YEARS ENDING NOVEMBER 30, 1904—Continued.

Date 1903	To Whom Issued	No.	Amount	For What Purpose
Nov. 23	Privett Brothers .....	4790	3.50.....	Drayage
Nov. 23	Charles Mulock .....	4791	5.35.....	Transportation
Nov. 23	The Altman Water Co.....	4792	16.50.....	Water
Nov. 23	Republican Publishing Co..	4793	1.20.....	Advertising
Nov. 23	S. C. Stumpff.....	4794	85.00.....	Wood
Nov. 23	Victor Lumber & Tim. Co..	4795	2,533.68.....	Supplies
Nov. 23	Swinton-Moore Merc. Co..	4796	797.43.....	Provisions
Nov. 23	The Depot Pharmacy.....	4797	9.00.....	Drugs
Nov. 23	The Denver Post.....	4798	3.20.....	Advertising
Nov. 23	Colo. Spgs. & C. C. D. R. C.	4799	1,441.44.....	Transportation
Nov. 27	Depot Hotel, Colo. Spgs....	4800	17.20.....	Quartermaster supplies
Nov. 27	Bloom & Le Roy.....	4801	1,264.95.....	Tobacco
Nov. 27	Flint-Lomax Elec. M. Co..	4802	660.97.....	Supplies, quartermaster
Nov. 27	The May Clothing Co.....	4803	9,082.13.....	Merchandise
Nov. 27	Tomkins Hdw. Supply Co..	4804	4,289.08.....	Hardware supplies
Nov. 27	Colo. & Southern Ry. Co....	4805	178.77.....	Freight
Nov. 27	A. T. & S. F. Ry. Co.....	4806	213.60.....	Freight
Nov. 27	Colo. Trading & Trans. Co..	4807	2,969.73.....	Grain and coal
Nov. 27	Manitou Mineral Spgs. Co..	4808	42.00.....	Water
Nov. 27	Brown Palace Hotel.....	4809	10.50.....	Lodging
Nov. 27	Denver Photo Material Co..	4810	4.50.....	Merchandise
Nov. 27	D. J. Nicholls.....	4811	186.00.....	Livery
Nov. 27	B. E. Collins.....	4812	11.00.....	Water
Nov. 27	Cooper & Powell Furn. Co..	4813	340.50.....	Furniture
Dec. 1	Frederick W. Gross.....	4814	32.60.....	Expenses
Dec. 1	Howard Burtis .....	4815	8.00.....	Milk
Dec. 1	Col. F. E. Kimball.....	4816	9.85.....	Merchandise
Dec. 1	Victor Grocery Co. (issued in lieu of Cer. 4689).....	4817-4818	4,087.07.....	Merchandise
Dec.1-16	F. W. Gross.....	4819-4850	34,625.46.....	Military pay roll
Dec. 18	The Glauber Beer Co.....	4851	5,259.63.....	Merchandise
Dec. 18	Ordway, S. & A. Gro. Co....	4852	2,354.16.....	Groceries
Dec. 18	S. D. Crump.....	4853	1,000.00.....	Attorney fee
Dec. 19	John P. Doyle.....	4854	682.50.....	Stenographer
Dec. 21	Denver Photo Material Co..	4855	133.00.....	Merchandise
Dec. 21	Sylvanus Hynes.....	4856	19.95.....	Provisions
Dec. 21	Howard Burtis.....	4857	10.50.....	Milk
Dec. 21	Telluride E. L. & P. Co....	4858	39.87.....	Supplies

## STATEMENT

SHOWING ISSUE OF CERTIFICATES OF INDEBTEDNESS FOR TWO  
YEARS ENDING NOVEMBER 30, 1904—Continued.

Date 1903	To Whom Issued	No.	Amount	For What Purpose
Dec. 21	Rio Grande Hotel.....	4759	18.00.....	Meals
Dec. 21	Tomboy G. M. Co. (Ltd.)...4860		14.10.....	Board
Dec. 21	M. A. Wood.....	4861	455.09.....	Hay and feed
Dec. 21	Colorado Telephone Co.....4862		18.45.....	Telephoning
Dec. 21	Out West Ptg. Co.....4863		8.89.....	Stationery
Dec. 21	J. F. McConnell & Co.....4864		15.00.....	Teams
Dec. 21	Anderson, Baisch & Co.....4865		26.50.....	Merchandise
Dec. 21	W. M. Randall.....	4866	154.83.....	Merchandise
Dec. 21	Barnes & Co.....	4867	98.04.....	Lumber
Dec. 21	Seldomridge Brothers.....4868		18.72.....	e..... Livery
Dec. 21	Tomkins-Hunt Hdw. Co.....4869		389.27.....	Merchandise
Dec. 21	A. L. Warren.....	4870	13.50.....	Merchandise
Dec. 21	O. Bever.....	4871	16.50.....	Wood
Dec. 21	Colo. Packing & Prov. Co...4872		656.65.....	Provisions
Dec. 21	P. F. Brockway.....	4873	24.85.....	Meals
Dec. 21	E. B. Griddle.....	4874	1.50.....	Hotel
Dec. 21	E. N. Lavender.....	4875	71.61.....	Hay
Dec. 21	Alex. Greig .....	4876	2.70.....	Drugs
Dec. 21	Frank Manmey.....	4877	67.33.....	Meals
Dec. 21	M. E. Criswell.....	4878	30.00.....	Livery
Dec. 21	Depot Hotel Co.....	4879	8.00.....	Coffee
Dec. 21	C. E. Kracan.....	4880	125.52.....	Merchandise
Dec. 21	Bateman Hardware Co.....4881		5.25.....	Knives
Dec. 21	Globe Express Co.....	4882	124.60.....	Express
Dec. 21	Telluride Transfer Co.....4883		220.95.....	Drayage
Dec. 21	Sherman M. Bell.....	4884	16,719.00.....	Clothing
1904				
Jan. 5-6	F. W. Gross.....	4885-4911	\$ 54,447.15.....	Military pay roll
Jan. 8	K. M. Jennings.....	4912	35.00.....	Milk
Jan. 8	Leron Henry.....	4913	27.45.....	House rent
Jan. 8	R. M. Handy.....	4914	19.37.....	Boxes
Jan. 8	Globe Express Co.....	4915	36.30.....	Express
Jan. 8	Alex. Greig .....	4916	1,417.07.....	Commissary supplies
Jan. 8	Glauber Beer Co.....	4917	722.00.....	Commissary supplies
Jan. 8	Ella Gold Mining Co.....	4918	104.12.....	Provisions
Jan. 8	Ford O. & S. I Co.....	4919	32.85.....	Instruments
Jan. 8	Ewart Horse & Pony Co....4920		4.20.....	Livery

## STATEMENT

SHOWING ISSUE OF CERTIFICATES OF INDEBTEDNESS FOR TWO  
YEARS ENDING NOVEMBER 30, 1904—Continued.

Date 1904	To Whom Issued	No.	Amount	For What Purpose
Jan. 8	T. H. Dunbar.....	4921	1,487.36.....	Groceries
Jan. 8	T. C. Dobbins.....	4922	17.50.....	House rent
Jan. 8	Mike Driver.....	4923	81.00.....	Drayage
Jan. 8	D. & R. G. R. R. Co.....	4924	1,877.69.....	Transportation
Jan. 8	Denver Omnibus & Cab Co.....	4925	6.00.....	Livery
Jan. 8	Denver Ex. & Trans. Co.....	4926	3.75.....	Drayage
Jan. 9	Colorado Telephone Co.....	4927	21.90.....	Telephoning
Jan. 9	Geo. A. Clarke.....	4928	24.50.....	Supplies
Jan. 9	Chapson & Reeves.....	4929	150.93.....	Meats
Jan. 9	O. Bever .....	4930	2.75.....	Wood
Jan. 9	Otto Brander.....	4931	50.00.....	Rent, store room
Jan. 9	Mrs. Fred G. Babcock.....	4932	38.00.....	Apples
Jan. 9	Barnes & Co.....	4933	320.36.....	Lumber
Jan. 9	American Globe Co.....	4934	352.00.....	Gloves
Jan. 9	Drs. Allen and Hadley.....	4935	25.00.....	Hospital rent
Jan. 9	Anderson-Baisch & Co.....	4936	117.10.....	Drugs
Jan. 9	M. A. Wood.....	4937	192.69.....	Hay and grain
Jan. 9	Joe Wilkinson.....	4938	1.50.....	Services
Jan. 9	Wells, Fargo Express Co.....	4939	37.39.....	Express
Jan. 9	John M. Wagner.....	4940	4.50.....	Drayage
Jan. 9	W. B. Van Atta.....	4941	600.58.....	Merchandise
Jan. 9	Tomkins-Hunt Hdw. Co.....	4942	428.09.....	Stoves
Jan. 9	Telluride Power Co.....	4943	782.79.....	Lumber
Jan. 9	Telluride Transfer Co.....	4944	380.10.....	Coal and drayage
Jan. 9	Telluride E. L. & P. Co.....	4945	108.58.....	Supplies
Jan. 9	G. W. Taliman.....	4946	9.00.....	Water
Jan. 9	Mrs. E. C. Strouse.....	4947	16.50.....	Supplies
Jan. 9	Fred Shores .....	4948	31.50.....	Apples
Jan. 9	Seegerberg & Co.....	4949	47.00.....	Room rent
Jan. 9	Chas. Roden .....	4950	136.00.....	Hay
Jan. 9	Rio Grande Hotel Co.....	4951	15.75.....	Meals
Jan. 9	Rittmaster & Conner.....	4952	111.00.....	Supplies
Jan. 9	W. M. Randall.....	4953	1,181.33.....	Meats
Jan. 9	Prowitt Pharmacy Co.....	4954	4.80.....	Drugs
Jan. 9	James Murray .....	4955	103.20.....	Tobacco
Jan. 9	Frank Maumey .....	4956	389.00.....	Meals
Jan. 9	Capt. F. W. Lomax.....	4957	6.50.....	Expenses



## STATEMENT

SHOWING ISSUE OF CERTIFICATES OF INDEBTEDNESS FOR TWO  
YEARS ENDING NOVEMBER 30, 1904—Continued.

Date 1904	To Whom Issued	No.	Amount	For What Purpose
Jan. 9	E. N. Lavender.....	4958	208.93.....	Hay
Jan. 9	C. E. Kracan.....	4959	716.79.....	Commissary supplies
Jan. 9	W. H. Kistler.....	4960	87.89.....	Stationery
Jan. 9	Globe Express Co.....	4961	281.10.....	Express
Jan. 9	Ordway, Snow & Addison.....	4962	90.00.....	Commissary supplies
Jan. 9	Sherman M. Bell.....	4963-4964	6,474.00.....	Livery
Jan. 12	G. E. Ady & Co.....	4965	29.58.....	Hay
Jan. 12	Wm. Banks .....	4966	3.00.....	Labor
Jan. 12	John Carter .....	4967	4.00.....	Labor
Jan. 12	Amer. Dist. Tel. Co.....	4968	1.95.....	Telephoning
Jan. 12	Card & Weber Mach. Co.....	4969	2.92.....	Repairs
Jan. 12	Flint-Lomax E. & M. Co.....	4970	1,064.51.....	Electric supplies
Jan. 12	Geo. S. Estrum.....	4971	7.70.....	Meals
Jan. 12	Franktown Cream'y Depot.....	4972	1.80.....	Milk
Jan. 12	Fairley Bros. & Fairley.....	4973	125.00.....	Caskets
Jan. 12	S. F. Eaton.....	4974	10.25.....	Gasoline
Jan. 12	D. & R. G. R. R. Co.....	4975	8,477.40.....	Freight
Jan. 12	Denver Gas & Elec. Co.....	4976	49.45.....	Light
Jan. 12	Denver City Tramway Co.....	4977	100.00.....	Transportation
Jan. 12	J. N. Counter.....	4978	32.38.....	Boxes
Jan. 12	Denver Union Water Co.....	4979	40.20.....	Water
Jan. 12	Den. City and Co. Hosp.....	4980	5.00.....	Nurse
Jan. 12	Colo. Midland Ry. Co.....	4981	1,208.70.....	Freight
Jan. 12	Colo. Fuel & Iron Co.....	4982	16.75.....	Coal
Jan. 12	Colo. Typewriter Exch.....	4983	75.00.....	Stenographer
Jan. 12	Colo. Stage & Trans. Co.....	4984	263.75.....	Livery
Jan. 12	W. C. Cannon.....	4985	52.80.....	Meals
Jan. 12	Campbell-Sells Baking Co.....	4986	103.25.....	Bread
Jan. 12	Brown Palace Hotel.....	4987	1,930.60.....	Hotel expenses
Jan. 12	Canon City Hotel Co.....	4988	9.00.....	Meals
Jan. 12	Capitol Hill Tailoring Co.....	4989	20.45.....	Tailoring
Jan. 12	Adams Express Co.....	4990	1,109.12.....	Express
Jan. 12	Bushnell House .....	4991	4.50.....	Meals
Jan. 12	Gus L. Bing.....	4992	11.85.....	Expenses
Jan. 12	A. J. Beckwith.....	4993	42.74.....	Groceries
Jan. 12	Den. Omnibus & Cab Co.....	4994	248.50.....	Livery
Jan. 12	West. Union Tel. Co.....	4995-4996	35.33.....	Telegrams

## STATEMENT

SHOWING ISSUE OF CERTIFICATES OF INDEBTEDNESS FOR TWO  
YEARS ENDING NOVEMBER 30, 1904—Continued.

Date 1904	To Whom Issued	No.	Amount	For What Purpose
Jan. 12	Wandell & Lowe.....	4997	2.50.....	Drayage
Jan. 12	Geo. Tritch Hdw. Co.....	4998	58.35.....	Stoves
Jan. 12	H. C. Smith.....	4999	5.45.....	Services
Jan. 12	Mat E. Smith.....	5000	18.00.....	Labor
Jan. 12	Rocky Mountain Fuel Co.....	5001	12.75.....	Fuel
Jan. 12	Rio Grande So. Ry. Co.....	5002	193.94.....	Freight
Jan. 12	Spaulding House .....	5003	8.05.....	Meals
Jan. 12	Silver State Laundry.....	5004	7.90.....	Laundry
Jan. 12	New St. James Hotel.....	5005	5.00.....	Board
Jan. 12	Smith-Brooks Ptg. Co.....	5006	36.00.....	Printing
Jan. 12	Ft. Collins Coal, I. & T.....	5007	2.50.....	Drayage
Jan. 12	D. Reed .....	5008	4.00.....	Drayage
Jan. 12	W. F. Ridenour.....	5009	10.35.....	Glass and glazing
Jan. 12	Remington Typewriter Co.....	5010	1.00.....	Express charges
Jan. 12	Pacific Express Co.....	5011	1,198.83.....	Expressage
Jan. 12	McPhee & McGinnity.....	5012	16.98.....	Material
Jan. 12	Pueblo & Sub. T. & L. Co.....	5013	10.25.....	Light
Jan. 12	Maj. H. M. Randolph.....	5014	44.05.....	Expenses
Jan. 12	Mrs. Hattie Morris.....	5015	10.00.....	Board
Jan. 12	Midland Terminal Ry. Co.....	5016	577.75.....	Freight
Jan. 12	John P. Lowers Sons.....	5017	.40.....	Supplies
Jan. 12	Bert Lomax .....	5018	5.00.....	Labor
Jan. 12	Loveland L. H. & P. Co.....	5019	35.00.....	Electrical supplies
Jan. 12	Geo. F. Libby, M. D.....	5020	10.00.....	Professional services
Jan. 12	Lacombe Electric Co.....	5021	33.45.....	Light
Jan. 12	Lamar Light & Power Co.....	5022	15.21.....	Light
Jan. 12	A. C. Lash.....	5023	1.25.....	Drayage
Jan. 12	Knight-Locke Piano Co.....	5024	21.00.....	Instrument and expressage
Jan. 12	Southern Hotel .....	5025	13.50.....	Board and lodging
Jan. 12	Kennicott-Pattison T. Co.....	5026	24.50.....	Drayage
Jan. 12	Johnson Bros. Livery.....	5027	10.00.....	Hearse
Jan. 12	Hoyt-Wamoch Furn. Co.....	5028	15.50.....	Funeral director
Jan. 12	Earl D. Hogbin.....	5029	6.00.....	Labor
Jan. 12	Houston Lum. & Hdw. Co.....	5030	4.52.....	Lumber
Jan. 12	Fred Harvey .....	5031	8.15.....	Coffee
Jan. 12	Addie Giddings.....	5032	12.00.....	Stove
Jan. 12	J. J. Grier.....	5033	14.00.....	Coffee



## STATEMENT

SHOWING ISSUE OF CERTIFICATES OF INDEBTEDNESS FOR TWO YEARS ENDING NOVEMBER 30, 1904—Continued.

Date 1904	To Whom Issued	No.	Amount	For What Purpose
Jan. 12	Glauber Beer Co.....	5034	2,391.50.....	Merchandise
Jan. 12	Fullman Bros. ....	5035	59.60.....	Plumbing
Jan. 12	Florence & C. C. R. R. Co.....	5036	116.35.....	Transportation
Jan. 18	Major H. M. Randolph.....	5037	37.00.....	Expense
Jan. 18	Bloom and Le Roy.....	5038	220.75.....	Tobacco
Jan. 18	Col. Burt B. Bloom.....	5039	11.70.....	Expense
Jan. 21	J. C. Anderson and Co.....	5040	2.00.....	Merchandise
Jan. 21	Anderson-Baisch and Co.....	5041	64.86.....	Merchandise
Jan. 21	O. Bever.....	5042	5.25.....	Wood
Jan. 21	Barnes and Company.....	5043	3.40.....	Window
Jan. 21	Colo. Telephone Co.....	5044-5045	173.15.....	Service
Jan. 21	A. F. Cummings.....	5046	95.53.....	Service
Jan. 21	Capers and Helwig.....	5047	10.50.....	Horseshoeing
Jan. 21	Chapson and Reeves.....	5048	146.34.....	Coal
Jan. 21	Colo. Stage & Transf. Co.....	5049	182.35.....	Meat
Jan. 21	W. W. Cramer.....	5050	28.78.....	Livery
Jan. 21	Globe Express Co.....	5051	19.10.....	Tobacco
Jan. 21	Glauber Beer Co.....	5052	756.00.....	Expressage
Jan. 21	A. D. Downey & Co.....	5053-5054	10.40.....	Merchandise
Jan. 21	Den. Omnibus and Cab Co.....	5055	42.00.....	Team hire
Jan. 21	Mike Driver.....	5056	58.50.....	Drayage
Jan. 21	Campbell-Sell Baking Co.....	5057	94.50.....	Bread
Jan. 21	Chas. Kresham.....	5058	155.65.....	Board and lodging
Jan. 21	J. B. Luke.....	5059	4.00.....	Services
Jan. 21	John Lauter.....	5060	13.50.....	Milk
Jan. 21	C. E. Kracan.....	5061	132.62.....	Groceries
Jan. 21	J. F. McConnell and Co.....	5062	6.00.....	Teaming
Jan. 21	Frank Maurney.....	5063	7.90.....	Meals
Jan. 21	A. J. Nicholls and Co.....	5064	245.00.....	Groceries
Jan. 21	Pueblo and Sub. Trac. Co.....	5065	20.00.....	Light
Jan. 21	W. M. Randall.....	5066	378.12.....	Produce
Jan. 21	Dr. J. R. Robinson.....	5067	56.00.....	Professional services
Jan. 21	J. A. Stuart and Co.....	5068	140.00.....	Plumbing
Jan. 21	Rittmaster and Conner.....	5069	168.70.....	Merchandise
Jan. 21	Tomkins-Hunt Hdwr. Co.....	5070	177.48.....	Hardware
Jan. 21	St. Francis Hospital.....	5071	50.95.....	Board and Lodging
Jan. 21	Telluride Transfer Co.....	5072	146.40.....	Drayage

## STATEMENT

SHOWING ISSUE OF CERTIFICATES OF INDEBTEDNESS FOR TWO YEARS ENDING NOVEMBER 30, 1904—Continued.

Date 1904	To Whom Issued	No.	Amount	For What Purpose
Jan. 21	City of Telluride.....	5073	78.75.....	Drayage
Jan. 21	Tomboy Gold Mines Co., Ltd.	5074	136.87.....	Horse feed
Jan. 21	W. B. Van Atta.....	5075	108.50.....	Merchandise
Jan. 21	Journal Pub. Co.....	5076	28.00.....	Printing
Jan. 21	H. H. Walrod and Co.....	5077	134.21.....	Groceries
Jan. 21	Globe Express Co.....	5078	159.00.....	Expressage
Jan. 21	A. L. Warren.....	5079	1.25.....	Flag pole
Jan. 21	Wells, Fargo and Co., Ex...	5080	57.15.....	Expressage
Jan. 21	W. H. Kistler Staty. Co....	5081	565.13.....	Supplies
Jan. 21	Telluride Power Co.....	5082	62.25.....	Supplies and meals
Jan. 21	Young Bros. and Co.....	5083	314.89.....	Horse feed
Jan. 25	Victor Grocery Co.....	5084-5086	852.72.....	Merchandise
Jan. 25	M. C. Lilley and Co.....	5087	72.28.....	Flags
Jan. 25	May Clothing Co.....	5088	3,444.00.....	Clothing
Jan. 25	Midland Terminal Ry. Co...	5089	3,145.69.....	Transportation
Jan. 25	Morrell Hardware Co.....	5090	48.03.....	Supplies
Jan. 25	J. H. Myers.....	5091	343.00.....	Supplies
Jan. 25	News-Times Pub. Co.....	5092	1.40.....	Publication
Jan. 25	Julius Ortman.....	5093	6.50.....	Board
Jan. 25	Postal Telegraph Co.....	5094	1.60.....	Telegrams
Jan. 25	M. S. Martin.....	5095	5.00.....	Livery
Jan. 25	Dr. R. T. Ramsey.....	5096	15.00.....	Professional services
Jan. 25	Republican Pub. Co.....	5097	90.....	Publication
Jan. 25	Rio Grande Hotel Co.....	5098	26.25.....	Board and rooms
Jan. 25	L. D. Rose.....	5099	7.50.....	Milk
Jan. 25	C. M. Scribner.....	5100	9.00.....	Stage fare
Jan. 25	St. Francis Hospital.....	5101	119.25.....	Board and lodging
Jan. 25	F. C. Thompson.....	5102	18.00.....	Board and lodging
Jan. 25	J. P. Schermerhorn.....	5103	8.85.....	Meals
Jan. 25	Spalding House.....	5104	2.10.....	Meals
Jan. 25	Simonton-Moore Gro. Co....	5105	283.10.....	Supplies
Jan. 25	J. E. Smith's Pharmacy....	5106	1,403.85.....	Medical supplies
Jan. 25	Smith-Brooks Ptg. Co.....	5107	55.25.....	Printing
Jan. 25	J. W. Spielman.....	5108	251.40.....	Milk
Jan. 25	Shilling Dry Goods Co.....	5109	1.75.....	Merchandise
Jan. 25	Drs. W. B. Southerl'd and Son	5110	20.00.....	Professional services
Jan. 25	A. F. Snyder.....	5111	8.25.....	Repairs

## STATEMENT

SHOWING ISSUE OF CERTIFICATES OF INDEBTEDNESS FOR TWO  
YEARS ENDING NOVEMBER 30, 1904—Continued.

Date 1904	To Whom Issued	No.	Amount	For What Purpose
Jan. 25	Teller Co. Min. & Sup. Co.	5112	20.20	Supplies
Jan. 25	Geo. Tritch Hardware Co.	5113	75	Merchandise
Jan. 25	Union Pacific R. R. Co.	5114	102.06	Transportation
Jan. 25	Union Hotel	5115	28.00	Board and lodging
Jan. 25	United States Express Co.	5116	7.65	Expressage
Jan. 25	Victor Lumber & Timber Co.	5117	326.33	Lumber
Jan. 25	City of Victor	5118	649.74	Water
Jan. 25	James L. Wallace	5119	15.75	Professional services
Jan. 25	D. W. Walsh	5120	25.00	Q. M. Chests
Jan. 25	Western Packing Co.	5121	157.39	Meat
Jan. 25	Western Union Tel. Co.	5122	10.91	Telegrams
Jan. 25	James Wise	5123	7.00	Livery
Jan. 25	Oscar Williams	5124	8.00	Livery
Jan. 25	Dr. H. B. Whitney	5125	6.00	Professional services
Jan. 25	W. S. S. & H. P. Stage Co.	5126	12.00	Stage fare
Jan. 25	Western Union Tel. Co.	5127	48.88	Services
Jan. 25	D. Kelly	5128-5129	468.00	Shoes
Jan. 26	Smith & Downs	5130	15.00	Professional services
Jan. 26	Smith-Brooks Ptg. Co.	5131	30.00	Printing
Jan. 26	J. E. Smith's Pharmacy	5132	13.40	Drugs
Jan. 26	Shocky, druggist	5133	258.95	Drugs
Jan. 26	Simonton-Moore Merc. Co.	5134	51.25	Bread
Jan. 26	Frederick W. Lienan	5135	230.00	Services
Jan. 26	Geo. A. Clark	5136	113.50	Meals
Jan. 26	Cooper Mountain Cattle Co.	5137	77.42	Meat
Jan. 26	Colorado Telephone Co.	5138	76.00	Services
Jan. 26	B. & M. R. R. R. in Neb.	5139	200.55	Transportation
Jan. 26	J. M. Watts Merc. Co.	5140	1,543.55	Merchandise
Jan. 26	Western Union Tel. Co.	5141	11.32	Services
Jan. 26	J. M. Watts Merc. Co.	5142	1,214.65	Groceries
Jan. 26	Martin & Skinner	5143	197.83	Cigars and tobacco
Jan. 26	W. E. Dingman	5144	16.00	Tobacco
Jan. 26	St. Francis Hospital	5145	144.65	Board and lodging
Jan. 26	Dr. Charles P. Burns	5146	20.00	Professional services
Jan. 26	A., T. & S. F. Ry. Co.	5147	157.52	Freight
Jan. 26	Edward O. Russell	5148	270.00	Services
Jan. 26	Shockey, druggist	5149	55.40	Drugs

## STATEMENT

SHOWING ISSUE OF CERTIFICATES OF INDEBTEDNESS FOR TWO  
YEARS ENDING NOVEMBER 30, 1904—Continued.

Date 1904	To Whom Issued	No.	Amount	For What Purpose
Jan. 26	Shilling Dry Goods Co.....	5150	4.40.....	Merchandise
Jan. 26	Tomkins H. & S. Co....	5151-5152	122.71.....	Merchandise
Jan. 26	Phipps & Gillpatrick.....	5153	1,884.61.....	Meats
Jan. 26	Postal Telegraph Co.....	5154	31.04.....	Telegrams
Jan. 26	Prowitt Pharmacy Co.....	5155	4.10.....	Drugs
Jan. 26	Phipps & Gillpatrick Co....	5156	638.19.....	Groceries
Jan. 26	A. E. Willsher.....	5157	144.50.....	Board and lodging
Jan. 26	Col. W. C. Newell.....	5158	100.00.....	Horse
Jan. 26	Jack Crowley .....	5159	90.00.....	Meals
Jan. 26	A. J. Nicholls & Co.....	5160	232.50.....	Groceries
Jan. 26	Morrell Hardware Co.....	5161	8.20.....	Supplies
Jan. 26	May Clothing Co.....	5162	1,520.00.....	Clothing
Jan. 26	Midland Terminal Ry. Co....	5163	280.22.....	Transportation
Jan. 26	H. G. Moore Merc. Co.....	5164	356.08.....	Groceries
Jan. 26	John H. Myers.....	5165-5166	134.70.....	Supplies
Jan. 26	W. H. Kistler Sta. Co.....	5167	26.30.....	Printing
Jan. 26	Hardier-Mosier M. Co....	5168-5169	684.53.....	Groceries
Jan. 26	Florence & C. C. R. Co.....	5170	181.96.....	Transportation
Jan. 26	J. Nieman .....	5171	80.00.....	Horse hire
Jan. 26	D. & R. G. R. Co.....	5172	1,284.86.....	Transportation
Jan. 26	Colo. Trading & T. Co....	5173-5174	1,758.43.....	Fuel and supplies
Jan. 26	C. C. Coal & Trans. Co.....	5175	36.00.....	Services
Jan. 26	C. S. & C. C. D. R. Co.....	5176	823.46.....	Transportation
Jan. 26	E. N. Lavender.....	5177	68.50.....	Team hire
Jan. 26	F. W. Lomax.....	5178	68.50.....	Expenses
Jan. 26	Henry C. Teether.....	5179	15.00.....	Expenses
Jan. 26	C. H. Frary.....	5180	49.25.....	Labor and material
Jan. 26	Colo. Springs Gazette Co....	5181	75.....	Publication
Jan. 26	Geo. W. Sheck.....	5182	125.04.....	Horse clothing
Feb. 5	F. W. Gross.....	5183-5197	16,578.49.....	Military pay roll
Feb. 5	Dennis Kelly .....	5198	74.50.....	Shoes
Feb. 6	B. E. Collins.....	5199	2.00.....	Water
Feb. 6	M. E. Herrick.....	5200	3.75.....	Milk
Feb. 6	Ivy Laundry .....	5201	1.20.....	Laundry
Feb. 6	Dr. W. Holmquist.....	5202	25.00.....	Professional services
Feb. 6	C. E. Harlow.....	5203	5.00.....	Musical instrument
Feb. 6	W. T. Hamilton.....	5204	30.00.....	Nurse

## STATEMENT

SHOWING ISSUE OF CERTIFICATES OF INDEBTEDNESS FOR TWO YEARS ENDING NOVEMBER 30, 1904—Continued.

Date 1904	To Whom Issued	No.	Amount	For What Purpose
Feb. 6	Harder-Mosier M. Co.....	5205	1,495.51.....	Supplies
Feb. 6	Globe Express Co.....	5206	5.40.....	Expressage
Feb. 6	Gold Belt Cons. Elec. Co....	5207	7.20.....	Supplies
Feb. 6	Golden Cycle Mfg. Co.....	5208	101.60.....	Supplies
Feb. 6	H. W. Gibbons.....	5209	17.50.....	Expenses
Feb. 6	Florence & C. C. R. R. Co....	5210	2,089.85.....	Transportation
Feb. 6	Adam T. Fizzell.....	5211	48.25.....	Horse shoeing
Feb. 6	Enterprise Pub. Co.....	5212	1.50.....	Printing
Feb. 6	C. E. Wood.....	5213	25.00.....	Printing
Feb. 6	Altman Water Co.....	5214	20.00.....	Water
Feb. 6	C. & S. R. Co.....	5215	1,514.02.....	Transportation
Feb. 6	Remington Typewriter Co.	5216	89.75.....	Supplies
Feb. 6	El Paso Cons. Mfg. Co.....	5217	822.52.....	Supplies
Feb. 6	A., T. & S. F. R. Co. (can- celed June 20, 1904).....	5218	.....	.....
Feb. 6	C. S. & C. C. D. R. Co.....	5219	1,604.50.....	Freight
Feb. 6	Herman Brass .....	5220	6.00.....	Meals
Feb. 6	A. G. Bowman.....	5221	15.50.....	Fuel
Feb. 6	H. Bowles .....	5222	5.00.....	Services
Feb. 6	J. M. Brown.....	5223	91.00.....	Meals
Feb. 6	Cripple Creek Times.....	5224	14.30.....	Printing
Feb. 6	C. S. Davisson & Co.....	5225	62.50.....	Rent
Feb. 6	D. & R. G. R. R. Co.....	5226	1,563.94.....	Transportation
Feb. 6	Cooper Mt. Cattle Co.....	5227	182.79.....	Beef
Feb. 6	Colo. Midland Ry. Co.....	5228	971.24.....	Transportation
Feb. 6	L. Dubbs .....	5229	20.00.....	Board and lodging
Feb. 6	C. B. & W. R. Eaton.....	5230	6.10.....	Supplies
Feb. 6	J. Durbin Surg. & D. S. Co.	5231	3.00.....	Merchandise
Feb. 6	Bur. & Mo. Riv. R. R. in Neb.	5232	6.30.....	Transportation
Feb. 6	Campbell-Sell Baking Co.	5233	41.53.....	Supplies
Feb. 6	Capitol Hill Tailoring Co.	5234	50.00.....	Repairing
Feb. 6	Central Drug Co.....	5235	1.80.....	Supplies
Feb. 6	Colo. Telephone Co.....	5236	912.15.....	Telephoning
Mar. 7	F. W. Gross.....	5237-5255	24,064.63.....	Military pay roll
Mar. 8	M. A. Wood.....	5256-5257	663.91.....	Provisions
Mar. 10	F. G. Babcock.....	5258	431.99.....	Provisions
Mar. 10	Thomas Brown.....	5259	150.00.....	Teaming



## STATEMENT

SHOWING ISSUE OF CERTIFICATES OF INDEBTEDNESS FOR TWO YEARS ENDING NOVEMBER 30, 1904—Continued.

Date 1904	To Whom Issued	No.	Amount	For What Purpose
Mar. 10	F. W. Jo. Hautgen.....	5260	41.35.....	Expenses
Mar. 10	A. C. Montgomery.....	5261	10.00.....	Services
Mar. 10	H. M. Randolph.....	5262	27.25.....	Expenses
Mar. 10	Burt B. Bloom.....	5263	30.00.....	Horse hire
Mar. 10	H. M. Randolph.....	5264	30.00.....	Horse hire
Mar. 10	Colo. Gro. & Pro. Co.....	5265	399.25.....	Merchandise
Mar. 10	A. J. Nichols & Co.....	5266	107.60.....	Merchandise
Mar. 11	Mrs. Albert Wood.....	5267	72.55.....	Provisions
Mar. 11	John Videen.....	5268	22.00.....	Repairing
Mar. 11	Telluride Transfer.....	5269	165.90....	Services and merchandise
Mar. 11	Telluride Power Co.....	5270	20.44.....	Meals
Mar. 11	Tomboy Gold Mines.....	5271	38.00.....	Meals
Mar. 11	J. St. Clair.....	5272	3.00.....	Milk
Mar. 11	A. C. Montgomery.....	5273	15.00.....	Services
Mar. 11	St. Francis Hospital.....	5274	98.00.....	Board and lodging
Mar. 11	Geo. F. Schatlinger.....	5275	71.40.....	Stenographer
Mar. 11	Gus Robinson.....	5276	2.00.....	Services
Mar. 11	D. Reed .....	5277	6.00.....	Teaming
Mar. 11	W. M. Randall.....	5278	123.10.....	Provisions
Mar. 11	R. N. Rogers.....	5279	216.50.....	Livery
Mar. 11	Rittmaster & Connors.....	5280	82.50.....	Merchandise
Mar. 11	A. Oldland & Co.....	5281	31.10.....	Freights
Mar. 11	W. C. Martin.....	5282	75.....	Merchandise
Mar. 11	May Shoe & Clothing Co.....	5283	19.50.....	Merchandise
Mar. 11	John Lanten.....	5284	2.40.....	Milk
Mar. 11	W. H. Kistler Staty. Co.....	5285	16.20.....	Supplies
Mar. 11	C. E. Kracan.....	5286	34.37.....	Groceries
Mar. 11	J. Jansen.....	5287	75.00.....	Repairing
Mar. 11	Leron Henry .....	5288	49.35.....	Rent
Mar. 11	Harry P. Gamble.....	5289	22.19.....	Expenses
Mar. 11	Flint & Lomax E. and M. Co.....	5290	13.00.....	Supplies
Mar. 11	E. A. Elder.....	5291	19.50.....	Services
Mar. 11	Mike Driver .....	5292	12.00.....	Teaming
Mar. 11	E. B. Criddle.....	5293	2.00.....	Expenses
Mar. 11	A. E. Cummings.....	5294	220.95.....	Horseshoeing
Mar. 11	Clark Hotel .....	5295	31.00.....	Meals
Mar. 11	Colo. Saddlery Co.....	5296	44.00.....	Merchandise

## STATEMENT

SHOWING ISSUE OF CERTIFICATES OF INDEBTEDNESS FOR TWO  
YEARS ENDING NOVEMBER 30, 1904—Continued.

Date 1904	To Whom Issued	No.	Amount	For What Purpose
Mar. 11	Sherman M. Bell.....	5297	309.00.....	Pay roll
Mar. 11	City of Telluride.....	5298	69.75.....	Services
Mar. 11	S. D. Crump.....	5299	1,000.00.....	Services
Mar. 11	Brown & Crain.....	5300	34.80.....	Material
Mar. 11	S. A. Barry.....	5301	119.75.....	Hay
Mar. 11	J. H. Adams.....	5302	30.00.....	Merchandise
Mar. 11	Anderson & Baisch.....	5303	54.35.....	Merchandise
Mar. 11	Rittmaster & Connor.....	5304	1.15.....	Merchandise
Mar. 11	J. M. Ruggles.....	5305	9.10.....	Labor
Mar. 11	Randel Priest.....	5306	1.50.....	Teaming
Mar. 11	Old Homestead Bakery....	5307	208.00.....	Bread
Mar. 11	Lou Nielson.....	5308	36.25.....	Coal and lumber
Mar. 11	Robert McCaughtry.....	5309	4.50.....	Teaming
Mar. 11	A. R. Mahr.....	5310	15.00.....	Rent
Mar. 11	Frank Maumey .....	5311	637.70.....	Meals
Mar. 11	E. N. Lavender.....	5312	29.00.....	Teaming
Mar. 11	F. W. Lomax.....	5313	30.00.....	Horse hire
Mar. 11	Journal Pub. Co.....	5314	5.00.....	Printing
Mar. 11	K. M. Jennings.....	5315	37.20.....	Milk
Mar. 11	Mrs. Anna Hisey.....	5316	4.20.....	Meals
Mar. 11	Glauber Beer Co.....	5317	125.00.....	Merchandise
Mar. 11	John B. Goodman.....	5318	4.25.....	Expenses
Mar. 11	Alex Greig.....	5319	121.47.....	Provisions
Mar. 11	Ray M. Gale.....	5320	30.00.....	Horse hire
Mar. 11	Flint, Lomax El. & Mfg Co.	5321	9.30.....	Services
Mar. 11	First National Bank, of....	5322	90.00.....	Rent
Mar. 11	Flor. & Crip. Ck. R. R. Co.	5323	139.16.....	Transportation
Mar. 11	Hamilton & Fish.....	5324	30.00.....	Horse hire
Mar. 11	E. E. Elliott & Son.....	5325	236.10.....	Board and lodging
Mar. 11	C. B. & W. R. Eaton.....	5326	2.50.....	Printing
Mar. 11	Denver Ex. & Transfer Co.	5327	3.00.....	Freight
Mar. 11	Cudahy Packing Co.....	5328	170.00.....	Merchandise
Mar. 11	Colorado Telephone Co.....	5329	30.00.....	Telephoning
Mar. 11	E. B. Criddle.....	5330-5331	4.75.....	Expenses
Mar. 11	Burl. & Mis'ri R. R. in Neb.	5332	132.20.....	Transportation
Mar. 11	Barnes & Co.....	5333	5.13.....	Building material
Mar. 11	Atch., Topeka & S. Fe R. R.	5334	182.62.....	Transportation



## STATEMENT

SHOWING ISSUE OF CERTIFICATES OF INDEBTEDNESS FOR TWO  
YEARS ENDING NOVEMBER 30, 1904—Continued.

Date 1904	To Whom Issued	No.	Amount	For What Purpose
Mar. 11	Anderson, Baisch & Co.....	5335	11.65.....	Merchandise
Mar. 11	Drs. Allen & Hadley.....	5336	55.22.....	Rent
Mar. 11	Union Pacific R. R. Co.....	5337	33.95.....	Transportation
Mar. 11	E. E. White.....	5338	37.50.....	Rent
Mar. 11	San Miguel Dairy Co.....	5339	5.25.....	Milk
Mar. 11	Swift & Co.....	5340	26.25.....	Provisions
Mar. 11	H. A. Wenger.....	5341	9.40.....	Glass and glazing
Mar. 11	Otto Brandes, by A. R. Mahr.....	5342	50.00.....	Rent
Mar. 11	Young Bros. & Co.....	5343	91.00.....	Feed
Mar. 11	Western Un. Telegraph Co.....	5344	121.82.....	Sercvices
Mar. 11	Tomkins-Hunt Hdw. Co.....	5345	138.15.....	Merchandise
Mar. 11	Telluride Transfer Co.....	5346	139.05.....	Coal and services
Mar. 11	Telluride Elec. Lgt. & P. Co.....	5347	316.91.....	Light
Mar. 11	Denver & Rio Grande R. R.....	5348	737.28.....	Transportation
Mar. 11	Globe Express Co.....	5349	26.60.....	Expressage
Mar. 11	W. M. Randall.....	5350	185.51.....	Provisions
Mar. 11	C. E. Kracan.....	5351	68.25.....	Provisions
Mar. 12	F. W. Jo Hautgen.....	5352	252.90.....	Expenses
Mar. 12	John Walker.....	5353	377.76.....	Hay
Mar. 12	Atch., Topeka & S. Fe Ry.....	5354	16.46.....	Transportation
Mar. 14	The Colorado Telephone Co.....	5355	209.10.....	Telephone
Mar. 14	Burlington & Missouri R. R.....	5356	42.34.....	Transportation
Mar. 14	A. J. Beckwith, Gro. Co.....	5357	54.95.....	Groceries
Mar. 14	Colo. Midland Ry. Co.....	5358	5.40.....	Transportation
Mar. 14	Dr. B. F. Cunningham.....	5359	10.00.....	Professional services
Mar. 14	Colo. Electric Power Co.....	5360	96.00.....	Lights
Mar. 14	Colo. Tent & Awning Co.....	5361	145.35.....	Merchandise
Mar. 14	Colo. Southern Ry. Co.....	5362-5363	584.20....	Transportation and freight
Mar. 14	Edw. C. Baker.....	5364	19.55.....	Expenses
Mar. 14	Bell & Gesell.....	5365	3.00.....	Ambulance
Mar. 14	Altman Water Co.....	5366	12.50.....	Water
Mar. 14	J. E. Broadhead.....	5367	7.00.....	Expense
Mar. 14	Adams Express Co.....	5368	123.49.....	Expressage
Mar. 14	May Clothing Co.....	5369	20.00.....	Merchandise
Mar. 14	L. C. Moore.....	5370	208.50.....	Merchandise
Mar. 14	E. L. Kimball.....	5371	15.00.....	Merchandise
Mar. 14	James Kelly.....	5372	3.00.....	Labor

## STATEMENT

SHOWING ISSUE OF CERTIFICATES OF INDEBTEDNESS FOR TWO YEARS ENDING NOVEMBER 30, 1904—Continued.

Date 1904	To Whom Issued	No.	Amount	For What Purpose
Mar. 14	D. Kelly.....	5373	361.00.....	Merchandise
Mar. 14	Ivy Laundry Co.....	5374	26.70.....	Laundry
Mar. 14	J. W. Hugus & Co.....	5375	7.20.....	Merchandise
Mar. 14	Gold Belt Con. Electric Co..	5376	13.75.....	Lights
Mar. 14	Globe Express Co.....	5377	43.05.....	Expressage
Mar. 14	Frees & Hill Lumber Co....	5378	94.59.....	Building material
Mar. 14	Flint & Lomax E. & M. Co.	5379	62.50.....	Supplies
Mar. 14	C. S. Davisson.....	5380	12.50.....	Rent
Mar. 14	Denver Omnibus & Cab Co.	5381	6.00.....	Team hire
Mar. 14	C. C. Cole.....	5382	2.50.....	Services
Mar. 14	Colo. Electric Power Co....	5383	112.50.....	Light
Mar. 14	Colo. Tradg. & Transfer Co.	5384	1,116.39.....	Provisions
Mar. 14	Cooper-Powell Furn. Co....	5385	209.30.....	Merchandise
Mar. 14	Crip. Ck. C. & Transit. Co..	5386	14.57.....	Hay and feed
Mar. 14	City of Victor.....	5387	457.92.....	Water
Mar. 14	Pueblo & Sub. Trac. & L. Co.	5388	104.05.....	Light
Mar. 14	Old Homestead Bakery.....	5389	216.31.....	Bread
Mar. 14	The Tomkins Hardware Co.	5390	2,083.16.....	Hardware supplies
Mar. 14	Rugby-Primrose Coal Co..	5391	5.00.....	Coal
Mar. 14	Western Un. Telegraph Co..	5392	4.98.....	Telegrams
Mar. 14	W. Den. L. Stk. Auc. & C. Co.	5393	60.00.....	Horse feed
Mar. 14	Windsor Livery.....	5394	3.00.....	Horse feed
Mar. 14	Wandell & Lowe.....	5395	2.50.....	Teaming
Mar. 14	Victor Lum. & Timber Co..	5396	285.84.....	Building materials
Mar. 14	Victor Sewer Co.....	5397	15.00.....	Rent
Mar. 14	Union Pacific Ry. Co.....	5398	5.00.....	Transportation
Mar. 14	Tomkins Hardware Co.....	5399	4.60.....	Hardware supplies
Mar. 14	J. T. Tucker & Co.....	5400	28.60.....	Meals
Mar. 14	John E. Smith's Pharmacy.	5401	82.90.....	Drugs
Mar. 14	Shockey, The Druggist....	5402	177.55.....	Medical supplies
Mar. 14	St. Nicholas Hospital.....	5403	5.75.....	Board
Mar. 14	J. W. Spielman.....	5404	280.80.....	Milk
Mar. 14	Al Shore.....	5405	45.00.....	Horse feed
Mar. 14	Straub Mountain .....	5406	21.00.....	Milk
Mar. 14	The Simonton-Moore M. Co.	5407	97.40.....	Groceries
Mar. 14	Schille Bros. & Moreland...	5408	70.00.....	Cigars
Mar. 14	Ridenour-Raymond Gro. Co.	5409	21.45.....	Tobacco

## STATEMENT

SHOWING ISSUE OF CERTIFICATES OF INDEBTEDNESS FOR TWO  
YEARS ENDING NOVEMBER 30, 1904—Continued.

Date 1904	To Whom Issued	No.	Amount	For What Purpose
Mar. 14	Joe Quinn .....	5410	40.00.....	Publication
Mar. 14	L. D. Rose.....	5411	13.50.....	Milk
Mar. 14	Western Un. Telegraph Co.....	5412	4.10.....	Telegraphic service
Mar. 14	J. M. Watts Merc. Co*.....	5413	.....	.....
Mar. 14	St. Francis Hospital.....	5414	139.85.....	Board and lodging
Mar. 14	Phipps & Gillpatrick.....	5415	1,131.67.....	Meats
Mar. 14	Thos. McHugh .....	5416	20.00.....	Drayage
Mar. 14	Teller Co. Banner.....	5417	11.00.....	Printing
Mar. 14	Rio Grande South. Ry. Co.....	5418	1,508.30.....	Transportation
Mar. 14	Postal Telegraph Cable Co.....	5419	31.72.....	Telegraphic service
Mar. 14	Midland Terminal R. R. Co.....	5420	280.04.....	Transportation
Mar. 14	McPhee & McGinnity.....	5421	54.24.....	Lumber
Mar. 14	Florence & Cripple Ck. Ry.....	5422	1,507.52.....	Freight charges
Mar. 14	Den. & Rio Grande Ry. Co.....	5423	1,115.61.....	Transportation
Mar. 14	Colo. Midland Ry.....	5424	208.84.....	Transportation
Mar. 14	Colo. S. & C. C. D. R...5425-5426	5425-5426	1,644.96.....	Transportation and freightage
Mar. 14	John H. Myers.....	5427	107.20.....	Merchandise
Mar. 19	J. M. Watts Merc. Co...5428-5430	5428-5430	1,235.40.....	Supplies
Mar. 31	F. W. Gross.....	5431	140.11.....	Military pay roll
Mar. 31	F. W. Gross**.....	5432	.....	.....
Mar. 31	F. W. Gross.....	5433-5437	4,291.52.....	Military pay roll
Apr. 4	H. F. Keel.....	5438	57.00.....	Horse hire
Apr. 4	Jos. E. Kilduff.....	5439	57.00.....	Horse hire
Apr. 4	W. T. Kirkpatrick.....	5440	60.00.....	Horse hire
Apr. 4	J. W. Lane.....	5441	15.00.....	Horse hire
Apr. 4	Lynes & Cole.....	5442	37.00.....	Horse hire
Apr. 4	J. L. McHatton.....	5443	228.00.....	Horse hire
Apr. 4	Thos. J. Mitchell.....	5444	76.00.....	Horse hire
Apr. 4	S. E. Moyle.....	5445	249.00.....	Horse hire
Apr. 4	W. C. Newell.....	5446	65.00.....	Horse hire
Apr. 4	B. L. Nichols.....	5447	39.00.....	Horse hire
Apr. 4	F. A. Nichols.....	5448	114.00.....	Horse hire
Apr. 4	Ernest Oldland.....	5449	57.00.....	Horse hire
Apr. 4	E. J. Paxman.....	5450	57.00.....	Horse hire
Apr. 4	W. H. Pike.....	5451	120.00.....	Horse hire
Apr. 4	Grant Purcell .....	5452	39.00.....	Horse hire

\* Cancels duplicates issued, Nos. 5428-5430.

\*\* Cancels duplicates issued, Nos. 5443-5447.

## STATEMENT

SHOWING ISSUE OF CERTIFICATES OF INDEBTEDNESS FOR TWO  
YEARS ENDING NOVEMBER 30, 1904—Continued.

Date 1904	To Whom Issued	No.	Amount	For What Purpose
Apr. 4	Buster Rector .....	5453	96.00	Horse hire
Apr. 4	J. W. Rector.....	5454	117.00	Horse hire
Apr. 4	Lige Salmon .....	5455	114.00	Horse hire
Apr. 4	C. M. Sheets.....	5456	39.00	Horse hire
Apr. 4	H. P. Spurlock .....	5457	345.00	Horse hire
Apr. 4	S. C. Stumpff.....	5458	218.00	Horse hire
Apr. 4	Charles Thew .....	5459	114.00	Horse hire
Apr. 4	W. O. Wælden.....	5460	156.00	Horse hire
Apr. 4	R. A. Went.....	5461	192.00	Horse hire
Apr. 4	Willie Wear.....	5462	57.00	Horse hire
Apr. 4	J. P. Wilcox.....	5463	30.00	Horse hire
Apr. 4	Andy Wiseman.....	5464	192.00	Horse hire
Apr. 4	Emmett Williams.....	5465	57.00	Horse hire
Apr. 4	S. E. Wolcott.....	5466	57.00	Horse hire
Apr. 4	C. W. Wolfenberger.....	5467	57.00	Horse hire
Apr. 4	Captol Hill Stables.....	5468	60.00	Horse hire
Apr. 4	A. H. Adams.....	5469	57.00	Horse hire
Apr. 4	Geo. E. Archer.....	5470	57.00	Horse hire
Apr. 4	Frank Arnold.....	5471	69.00	Horse hire
Apr. 4	Ed. Arnold .....	5472	79.00	Horse hire
Apr. 4	Joseph Bagshaw.....	5473	344.00	Horse hire
Apr. 4	Burt B. Bloom.....	5474	60.00	Horse hire
Apr. 4	Jos. Boldauf.....	5475	114.00	Horse hire
Apr. 4	Geo. F. Bloomfield.....	5476	174.00	Horse hire
Apr. 4	Crip. Ck. Coal & Trans. Co.	5477	1,544.69	Supplies
Apr. 4	Colo. Trad. & Transfer Co.	5478	2,180.45	Supplies
Apr. 4	C. H. Colwell.....	5479	18.00	Horse hire
Apr. 4	W. A. Davis.....	5480	134.00	Horse hire
Apr. 4	Denver City Troop.....	5481	842.35	Horse hire
Apr. 4	Eclipse Stables.....	5482	228.00	Horse hire
Apr. 4	Art. Fairfax.....	5483	159.00	Horse hire
Apr. 4	M. D. Greve.....	5484	60.00	Horse hire
Apr. 4	Fashion Bdg. L. & S. Stab.	5485	30.00	Horse hire
Apr. 4	John Gregory.....	5486	134.00	Horse hire
Apr. 4	Geo. L. Green.....	5487	57.00	Horse hire
Apr. 4	Fay Gorham.....	5488	57.00	Horse hire
Apr. 4	A. Godfritzen.....	5489	96.00	Horse hire

## STATEMENT

SHOWING ISSUE OF CERTIFICATES OF INDEBTEDNESS FOR TWO  
YEARS ENDING NOVEMBER 30, 1904—Continued.

Date 1904	To Whom Issued	No.	Amount	For What Purpose
Apr. 4	H. S. Hart.....	5490	135.00.....	Horse hire
Apr. 4	Henry Hosley.....	5491	117.00.....	Horse hire
Apr. 4	R. L. Hendron.....	5492	57.00.....	Horse hire
Apr. 4	Jim Henry.....	5493	57.00.....	Horse hire
Apr. 4	Geo. Hicks.....	5494	146.00.....	Horse hire
Apr. 4	C. W. Hobock.....	5495	57.00.....	Horse hire
Apr. 4	Thos. Iles.....	5496	342.00.....	Horse hire
Apr. 4	F. N. Jo. Hautgen.....	5497	129.65.....	Horse hire
Apr. 4	J. M. Jones.....	5498	9.00.....	Horse hire
Apr. 25	F. W. Gross.....	5499-5521	23,829.89.....	Military pay roll
Apr. 25	F. W. Gross*.....	5522	.....	.....
May 9	F. W. Gross.....	5523	574.56.....	Pay roll
May 9	Glauber Beer†.....	5524	.....	.....
May 9	F. W. Gross.....	5525-5527	4,538.65.....	Military pay roll
May 12	Old Homestead.....	5528	262.30.....	Bread
May 12	E. C. Howe.....	5529	950.00.....	Services
May 12	J. W. Rogers.....	5530	1,124.00.....	Livery
May 12	W. M. Randall.....	5531	77.73.....	Groceries
May 12	Telluride Transfer Co.....	5532	38.00.....	Services
May 12	Leron, Henry.....	5533	59.25.....	Rent
May 12	Journal Pub. Co.....	5534	34.45.....	Printing
May 12	Otto Brandes, by A. H. Mahr.....	5535	50.00.....	Rent
May 12	Segeberg & Co.....	5536	754.50.....	Meals
May 12	Anderson, Baisch & Co.....	5537	27.55.....	Drugs
May 12	J. R. Jennings.....	5538	26.40.....	Milk
May 12	Brown & Crain.....	5539	22.25.....	Building material
May 12	E. N. Lavender.....	5540	115.00.....	Provisions
May 12	Telluride Elec. & Power Co.....	5541	190.83.....	Light
May 12	Rio Grande-South. R. R. Co.....	5542	2,829.50.....	Transportation
May 12	L. B. Dawson.....	5543	25.00.....	Services
May 12	Denver Rio Grande Ry. Co.....	5544	2,541.26.....	Transportation
May 12	W. M. Randall.....	5545	9.91.....	Groceries
May 12	Telluride Elec. Lgt. & P. Co.....	5546	40.04.....	Light
May 12	Geo. Tritch Hardware Co.....	5547	40.00.....	Merchandise
May 12	Telluride Power Co.....	5548	35.05.....	Meals

\* Cancelled. Duplicates issued being Nos. 5948, 5949, 5950, 5951.

† Cancelled. Duplicates issued Nos. 5961 to 5984.



May 12	Oxford Hotel Co.....	5549	48.85.....	Meals
May 12	Sherman M. Bell.....	5550-5551	2,524.00.....	Horses
May 12	John Chase.....	5552	148.53.....	Expenses
May 12	Colo. S. & C. C. D. R. R. Co.....	5553	48.13.....	Freightage
May 12	Bodfish & Atherton.....	5554	125.00.....	Wood
May 12	Colo. & Southern R. R. Co.....	5555	26.62.....	Transportation
May 12	A. E. Willsher or H. H. Iland.....	5556	14.00.....	Meals
May 12	W. R. Karr.....	5557	22.00.....	Printing
May 12	Colo. Trad. & Transfer Co.....	5558	13.50.....	Services
May 12	Colo. Spgs. & C. C. D. Ry.....	5559	267.77.....	Transportation
May 12	American Glove Co.....	5560	398.50.....	Gloves
May 12	H. Johnson.....	5561	16.00.....	Services
May 12	Colo. Electric Co.....	5562	93.75.....	Light
May 12	Wm. A. Carter.....	5563	32.00.....	Services
May 12	John H. Myers.....	5564	58.70.....	Stationery
May 12	Spratlin & Anderson.....	5565	4.07.....	Merchandise
May 12	Old Homestead.....	5566	77.90.....	Bread
May 12	H. G. Moore Merc. Co.....	5567	221.68.....	Groceries
May 12	Midland Terminal Ry. Co.....	5568	111.42.....	Transportation
May 12	W. H. Kistler Sta. Co.....	5569	17.00.....	Printing
May 12	Florence & Cripple Creek.....	5570	83.14.....	Transportation
May 12	Den. & Rio Grande Ry. Co.....	5571	63.91.....	Transportation
May 12	Sherman M. Bell.....	5572-5573	2,872.00.....	Horses
May 12	W. H. Kistler & Co.....	5574	85.00.....	Merchandise
May 12	Geo. Tritch Hardware Co.....	5575	43.35.....	Merchandise
May 12	Wells Fargo & Co., express.....	5576	59.52.....	Express
May 12	H. M. Randolph.....	5577	11.50.....	Expenses
May 12	Colo. Southern Ry. Co.....	5578	1,061.10.....	Transportation
May 12	Atch., Topeka & Santa Fe.....	5579	224.51.....	Transportation
May 12	Colo. & Wyoming Ry. Co.....	5580	70.01.....	Freightage
June 4	F. W. Gross.....	5581-5595	11,877.19.....	Military pay roll
June 7	E. F. Mooney.....	5596	75.00.....	Services
June 7	H. M. Randolph.....	5597	45.80.....	Expense
June 7	Flint & Lomax.....	5598	120.50.....	Merchandise
June 7	Ordway, Snow & Addison.....	5599	1,018.14.....	Groceries
June 7	R. B. Barthel.....	5600	141.50.....	Services
June 7	Barnes & Co.....	5601	13.62.....	Lumber
June 7	Brown & Crain.....	5602-5603	28.85.....	Services and repairs
June 7	P. F. Brockway.....	5604	49.00.....	Meals
June 7	General Sherman Bell.....	5605	627.00.....	Horse hire

## STATEMENT

SHOWING ISSUE OF CERTIFICATES OF INDEBTEDNESS FOR TWO  
YEARS ENDING NOVEMBER 30, 1904—Continued.

Date 1904	To Whom Issued	No.	Amount	For What Purpose
June 7	Cy Brick.....	5606	24.00.....	Rent
June 7	R. S. Ball.....	5607	28.50.....	Meals
June 7	Adams & Hilgenhaus.....	5608	137.33.....	Groceries
June 7	Dr. E. D. Allen.....	5609	7.50.....	Services
June 7	Drs. Allen & Hadley...5610-5611		66.66.....	Hospital rent
June 7	Flint-Lomax Elec. Mfg. Co.5612		98.00.....	Supplies
June 7	E. D. Allen, M. D.....	5613	13.50.....	Services
June 7	American Glove Co.....	5614	281.60.....	Gloves
June 7	Anderson & Baisch.....	5615	20.35.....	Drugs
June 7	Drs. Allen & Hadley.....	5616	22.50.....	Professional services
June 7	Ray M. Gale.....	5617	60.00.....	Horse hire
June 7	H. M. Randolph.....	5618	8.20.....	Expenses
June 7	G. W. Suttles.....	5619	40.00.....	Teaming
June 7	Rio Grande Eating House.5620		44.50.....	Meals
June 7	J. W. Rogers.....	5621	276.00.....	Horse hire
June 7	Gus Robinson.....	5622	6.00.....	Signs
June 7	Nichols & Fishers.....	5623	51.25.....	Horse feed
June 7	Frank Maumey.....5624-5625		808.33.....	Meals
June 7	E. F. Mooney.....	5626	25.00.....	Meals
June 7	A. R. Mahr.....	5627	15.00.....	Rent
June 7	E. McLain Merc. Co.....	5628	26.30.....	Oats and hay
June 7	Robt. McNay.....	5629	19.15.....	Meals
June 7	R. J. Martin.....	5630	67.35.....	Teaming
June 7	E. Markey.....	5631	5.00.....	Services
June 7	Meeker Light H. & P. Co..5632		162.05.....	Electrical appliances
June 7	E. N. Lavender.....	5633	291.75.....	Rent
June 7	John Lauter.....	5634	19.65.....	Milk
June 7	La Veta Hotel.....	5635	70.50.....	Board
June 7	C. E. Kracan.....	5636	231.02.....	Groceries
June 7	K. M. Jennings.....	5637	28.20.....	Milk
June 7	John A. Heinebaugh.....	5638	7.00.....	Meals
June 7	F. B. Hockley.....	5639	58.85.....	Halters
June 7	S. B. Hall.....	5640	25.00.....	Rent
June 7	Geo. M. Havard.....	5641	29.40.....	Lumber
June 7	Geo. L. Hutton.....	5642	236.60.....	Expressage
June 7	Alex Gould.....	5643	14.10.....	Hay
June 7	J. J. Grier, prop.....	5644	40.00.....	Meals



## STATEMENT

SHOWING ISSUE OF CERTIFICATES OF INDEBTEDNESS FOR TWO  
YEARS ENDING NOVEMBER 30, 1904—Continued.

Date 1904	To Whom Issued	No.	Amount	For What Purpose
June 7	I. L. Glenn.....	5645	107.00.....	Services
June 7	Alex Greig.....	5646	246.32.....	Groceries
June 7	First National Bank.....	5647	115.00.....	Rent
June 7	T. B. Finch.....	5648	37.50.....	Horseshoeing
June 7	Mrs. E. E. Elliott.....	5649	495.85.....	Meals
June 7	W. R. Eaton.....	5650	7.00.....	Expenses
June 7	Rev. W. J. Bougartz.....	5651	10.00.....	Services
June 7	J. Durbin Surg. & D. S. Co.....	5652	5.00.....	Merchandise
June 7	City of Telluride.....	5653	55.50.....	Teaming
June 7	Chippewa Tribe No. 49.....	5654	400.70.....	Rent
June 7	Colo. Tent & Awning Co.....	5655	9.75.....	Merchandise
June 7	W. C. Cannon.....	5656	31.75.....	Meals
June 7	Robert Bertie .....	5657	6.75.....	Tobacco
June 7	City of Telluride.....	5658	43.50.....	Teaming
June 7	Otto Brandes.....	5659	75.00.....	Rent
June 7	Gen. A. Clark .....	5660	108.90.....	Expenses
June 7	Colo. Midland Ry. Co.....	5661	2.02.....	Transportation
June 7	H. S. Harp.....	5662	271.90.....	Teaming
June 7	E. E. White.....	5663	35.00.....	Rent
June 7	M. A. Wood.....	5664	288.12.....	Hay and oats
June 7	W. H. Walrod & Co.....	5665	36.17.....	Groceries
June 7	A. L. Warner.....	5666	4.70.....	Supplies
June 7	Buckeley Wells.....	5667	7.20.....	Expressage
June 7	R. E. Weant.....	5668	62.50.....	Transportation
June 7	Wandell & Lowe T. & S. Co.....	5669	7.50.....	Teaming
June 7	Hilda Wolfram.....	5670	11.00.....	Meals
June 7	M. A. Wood.....	5671	137.76.....	Hay and feed
June 7	H. A. Wenger.....	5672	2.90.....	Glass
June 7	W. R. Vandewer.....	5673	336.57.....	Teaming
June 7	W. B. Van Atta.....	5674	195.00.....	Merchandise
June 7	Telluride Power Co.....	5675-5676	212.43.....	Meals and groceries
June 7	M. J. Thatcher.....	5677	22.50.....	Halters
June 7	Segeberg & Co.....	5678	306.70.....	Meals
June 7	Geo. F. Schottinger.....	5679	165.40.....	Services
June 7	J. A. Story.....	5680	141.50.....	Expenses
June 7	Stubbs & Jackway.....	5681	13.88.....	Light
June 7	J. A. Stuart & Co.....	5682-5683	30.00.....	Light

## STATEMENT

SHOWING ISSUE OF CERTIFICATES OF INDEBTEDNESS FOR TWO YEARS ENDING NOVEMBER 30, 1904—Continued.

Date 1904	To Whom Issued	No.	Amount	For What Purpose
June 7	Laura Swinford.....	5684	30.00.....	Services
June 7	David Smith .....	5685	86.16.....	Supplies
June 7	E. R. R. Sanderson.....	5686	30.00.....	Rent
June 8	A. F. Cummings.....	5687	190.69.....	Horseshoeing
June 8	Colo. Telephone Co.....	5688	394.80.....	Toll charges
June 8	D. & R. G. R. R. Co.....	5689	1,919.68.....	Transportation
June 8	Globe Express Co.....	5690	418.67.....	Expressage
June 8	Munro Mercantile Co.....	5691	348.68.....	Merchandise
June 8	Rio Grande South. Ry. Co..	5692	3,499.46.....	Freightage
June 8	Gus Robinson.....	5693	4.50.....	Signs
June 8	J. W. Rogers.....	5694	524.75.....	Feeding horses
June 8	R. N. Rogers.....	5695	72.00.....	Feeding horses
June 8	Rittmaster & Connor.....	5696	172.50.....	Merchandise
June 8	Rio Grande Hotel.....	5697	43.76.....	Meals
June 8	W. M. Randall.....	5698	644.53.....	Meats
June 8	Geo. Tritch Hardware Co..	5699	576.65.....	Supplies
June 8	Telluride Elec. L. & P. Co..	5700	467.40.....	Wiring
June 8	Telluride Transfer Co.....	5701	143.30.....	Teaming
June 8	Tomkins-Hunt Hdw. Co....	5702	390.43.....	Hdw. supplies
June 8	F. D. Work & Co.....	5703	99.10.....	Hdw. supplies
June 8	Western Union Tel.....	5704	44.40.....	Telegraphic services
June 8	Young Bros. & Co.....	5705	212.40.....	Hay and feed
June 8	Colo. Trad. & Transfer Co..	5706	1,931.36.....	Hay and feed
June 8	J. B. Cunningham.....	5707	133.11.....	Rent
June 8	Cripple Creek Coal & T. Co.	5708	12.70.....	Coal
June 8	Colo. S. & C. C. D. Ry. Co..	5709	252.68.....	Transportation
June 8	Colo. Midland Ry. Co.....	5710	206.42.....	Transportation
June 8	Jack Crowley.....	5711	190.00.....	Meals
June 8	Colo. Electric Power Co....	5712	100.60.....	Light
June 8	Colo. Springs Transf. Co....	5713	17.25.....	Teaming
June 8	Colo. Telephone Co.....	5714	230.90.....	Toll charges
June 8	R. Brown.....	5715	18.00.....	Services
June 8	American Glove Co.....	5716	111.40.....	Gloves
June 8	Colo. & Southern.....	5717	260.30.....	Transportation
June 8	City of Victor.....	5718	520.50.....	Water
June 8	Colo. Telephone Co.....	5719	116.00.....	Telephone service
June 8	W. C. Cannon.....	5720	5.50.....	Meals

## STATEMENT

SHOWING ISSUE OF CERTIFICATES OF INDEBTEDNESS FOR TWO  
YEARS ENDING NOVEMBER 30, 1904—Continued.

Date 1904	To Whom Issued	No.	Amount	For What Purpose
June 8	W. J. Donnelley.....	5721	17.00.....	Services
June 8	Denver Omnibus & Cab Co.....	5722	205.75.....	Teaming
June 8	Den. & Rio Grande Ry. Co.....	5723	501.29.....	Transportation
June 8	G. R. Lewis & Co.....	5724	28.00.....	Medical supplies
June 8	W. H. Kistler & Co.....	5725	68.70.....	Supplies
June 8	D. Kelley.....	5726	58.00.....	Repairing shoes
June 8	F. N. Jo. Hautgen.....	5727	150.00.....	Services rendered
June 8	Capt. Gaul H. Hoag.....	5728	41.05.....	Expenses
June 8	M. E. Herrick.....	5729	21.50.....	Milk
June 8	Florence & C. C. Ry. Co.....	5730	106.96.....	Transportation
June 8	W. J. Elliott.....	5731	49.00.....	Boarding horses
June 8	Dr. J. R. Robinson.....	5732	16.00.....	Professional services
June 8	Phipps & Gillpatrick.....	5733-5734	1,494.03.....	Provisions
June 8	E. H. Newland.....	5735	150.00.....	Rent
June 8	H. G. Moore.....	5736-5738	1,965.30.....	Groceries and provisions
June 8	Model Laundry.....	5739	2.15.....	Laundry
June 8	Midland Terminal Ry.....	5740	80.84.....	Transportation
June 8	John H. Myers.....	5741	134.00.....	Supplies
June 8	H. G. Moore.....	5742	420.28.....	Provisions
June 8	Otto H. Liese.....	5743	12.00.....	Services
June 8	A. E. Willsher or H. H. Hand.....	5744	67.75.....	Meals
June 8	John H. Williams.....	5745	142.75.....	Horseshoeing
June 8	Maggie Wilson.....	5746	20.00.....	Rent
June 8	M. L. Wesson.....	5747	174.00.....	Horse hire
June 8	Western Union Tel. Co.....	5748	2.37.....	Telegraphic service
June 8	Victor Lum. & Timber Co.....	5749	114.21.....	Supplies
June 8	Edward Verdeckberg.....	5750	185.60.....	Expenses
June 8	Union Pacific Ry. Co.....	5751	11.08.....	Transportation
June 8	Tomkins Hardware Co.....	5752	4.35.....	Stove pipe
June 8	Teller Co. Furniture Co.....	5753	91.10.....	Kitchen utensils
June 8	Teller Co. Mfg. Co.....	5754	5.86.....	Supplies
June 8	J. W. Spielman.....	5755	501.60.....	Milk
June 8	Shockey, The Druggist.....	5756	61.95.....	Drugs
June 8	St. Francis Hospital.....	5757	12.00.....	Services
June 9	Zimmerman Bros.....	5758	6.15.....	Supplies
June 9	Wooster Bros.....	5759	72.65.....	Services
June 9	Las Animas L. & P. Co.....	5760	19.05.....	Lights

## STATEMENT

SHOWING ISSUE OF CERTIFICATES OF INDEBTEDNESS FOR TWO YEARS ENDING NOVEMBER 30, 1904—Continued.

Date 1904	To Whom Issued	No.	Amount	For What Purpose
June 9	G. W. Underwood—Duplicate issued; lost in mail, Aug. 17, 1904.....	5761	60.00.....	Horse hire
June 9	Tarabino & Co.....	5762	362.54.....	Merchandise
June 9	Trinidad Lumber Co.....	5763	16.00.....	Lumber
June 9	Troy Steam Laundry.....	5764	4.25.....	Laundry
June 9	Arthur Smith.....	5765	4.31.....	Merchandise
June 9	J. E. Romero.....	5766	14.35.....	Rent
June 9	Radford & Barr.....	5767	48.20.....	Teaming
June 9	H. R. Quilitch & Bros.....	5768	279.28.....	Hay and feed
June 9	H. C. Cossum.....	5769	95.75.....	Teaming
June 9	J. O. Parker.....	5770	75.00.....	Rent
June 9	V. Patrick & Sons.....	5771	66.00.....	Meals
June 9	F. H. Martin.....	5772	50.00.....	Services
June 9	Miner's Trading Co.....	5773	65.75.....	Hay and feed
June 9	Keever Bakery Co.....	5774	196.06.....	Bread
June 9	J. M. Hunt.....	5775	21.00.....	Services
June 9	E. M. Gillespie.....	5776	23.60.....	Milk
June 9	Glauber Beer Co.....	5777	908.35.....	Bronze ornaments
June 9	Faxon Stevens W. P. C.....	5778	3.00.....	Supplies
June 9	Albert Fouret.....	5779	10.50.....	Milk
June 9	E. A. Radford.....	5780	16.35.....	Laundry
June 9	D. & R. G. R. R. Co.....	5781	172.33.....	Transportation
June 9	E. O. Blair.....	5782	12.20.....	Stationery
June 9	Columbian Hotel Co.....	5783	363.95.....	Meals
June 9	Card, McLain Drug Co.....	5784	219.30.....	Medical supplies
June 9	O. T. Clark.....	5785	210.00.....	Provisions
June 9	Colo. Supply Co.....	5786	825.78.....	Groceries
June 9	Colo. & Southern Ry Co.....	5787	433.30.....	Freightage
June 9	Colo. Telephone Co.....	5788	530.20.....	Toll charges
June 9	Cooper-Powell Furn. Co.....	5789	6.00.....	Supplies
June 9	Sipnano Bressan.....	5790	1.00.....	Teaming
June 9	M. L. Barns.....	5791	33.60.....	Milk
June 9	A. H. M. Baca.....	5792	10.00.....	Barrels
June 9	H. B. Brown Hardware Co.....	5793	77.88.....	Hardware supplies
June 9	O. B. Abbott.....	5794	56.00.....	Services
June 9	J. J. J. Abercrombie & Co.....	5795	15.20.....	Coal
June 14	O. B. Abbott.....	5796	81.50.....	Services

## STATEMENT

SHOWING ISSUE OF CERTIFICATES OF INDEBTEDNESS FOR TWO  
YEARS ENDING NOVEMBER 30, 1904—Continued.

Date 1904	To Whom Issued	No.	Amount	For What Purpose
June 14	Atch., Topeka & S. Fe Ry.	5797	21.80	Freightage
June 14	J. J. J. Abercrombie	5798-5799	45.40	Coal
June 14	O. B. Abbott	5800	31.00	Services
June 14	Atch., Top. & S. Fe Ry. Co.	5801	113.92	Transportation
June 14	Alex Brighton	5802	5.00	Coal
June 14	Brown Hardware Co.	5803	613.82	Hardware supplies
June 14	M. L. Barnes	5804	11.00	Milk
June 14	F. Burkhard Saddlery Co.	5805	45.15	Supplies
June 14	Burl. & Mo. R. R. in Neb.	5806	3.15	Transportation
June 14	E. O. Blair	5807	38.50	Printing
June 14	M. L. Barnes	5808	9.00	Milk
June 14	Charles Brown	5809	15.00	Teaming
June 14	Biel & Smedley	5810	9.50	Teaming
June 14	Card, McLain Drug Co.	5811	103.75	Drugs
June 14	Colo. & Southeast'n Ry. Co.	5812	20.90	Freightage
June 14	H. C. Cossum	5813	25.85	Teaming
June 14	Campbell-Sell Baking Co.	5814	53.30	Bread
June 14	Colo. Supply Co.	5815-5817	3,477.02	Groceries
June 14	Colo. Telephone Co.	5818	38.00	Telephone service
June 14	O. F. Clark	5819	46.50	Meals
June 14	Columbian Hotel Co.	5820	119.50	Rent
June 14	W. C. Cannon	5821	13.75	Meals
June 14	Colo. Wyoming Ry. Co.	5822	41.25	Freightage
June 14	P. R. Dane	5823	20.90	Laundry
June 14	Thomas H. Dunbar	5824	34.05	Drugs
June 14	O. L. Davis	5825	41.24	Lumber, etc.
June 14	Denver & Rio Grande	5826	33.34	Transportation
June 14	Daniels & Fisher Co.	5827	7.50	Merchandise
June 14	Flint-Lomax El. & Mfg. Co.	5828	247.43	Electrical supplies
June 14	Globe Express Co.	5829	9.10	Expressage
June 14	Geradi Merc. Co.	5830	78.00	Groceries
June 14	J. B. Goodman	5831	40.00	Horse hire
June 14	Ray M. Gale	5832	7.00	Expenses
June 14	J. J. Grier	5833	5.50	Meals
June 14	Glauber Beer Co.	5834	7,290.05	Merchandise
June 14	Fred Harvey	5835	106.20	Rent
June 14	Hey & Patterson	5836	58.70	Meat



## STATEMENT

SHOWING ISSUE OF CERTIFICATES OF INDEBTEDNESS FOR TWO  
YEARS ENDING NOVEMBER 30, 1904—Continued.

Date 1904	To Whom Issued	No.	Amount	For What Purpose
June 14	Jamieson, H., Furn. Co.....	5837	147.80.....	Merchandise
June 14	Warren Jones .....	5838	3.50.....	Teaming
June 14	Jamison Conger .....	5839	3.80.....	Straw
June 14	Kuner Bakery & C. Co....	5840	119.85.....	Bread
June 14	W. H. Kistler.....	5841	299.70.....	Supplies
June 14	Kuver Bakery Co.....	5842	88.43.....	Bread
June 15	A. J. Nichols & Co.....	5843	422.00.....	Groceries
June 15	Geo. H. Le Roy.....	5844	246.00.....	Tobacco
June 15	F. W. Gross.....	5845	472.52.....	Military pay roll
June 15	Ordway, Snow & Addison..	5846	1,103.35.....	Groceries
June 15	C. A. Kelly.....	5847	18.00.....	Rent
June 15	A. I. Lindsey.....	5848	2.95.....	Grain
June 15	John McEwan.....	5849	21.70.....	Supplies
June 15	Miners' Trading Co.....	5850	44.45.....	Groceries
June 17	John J. Martý.....	5851	374.04.....	Provisions
June 17	Carl Miller.....	5852	3.00.....	Teaming
June 17	Neat Restaurant .....	5853	3.15.....	Meals
June 17	August Schupp .....	5854	652.80.....	Pay roll
June 17	Fred Petrucci.....	5855	3.50.....	Tailoring
June 17	Postal Telegraph Co.....	5856	4.66.....	Telegraphic service
June 17	V. Patrick & Sons.....	5857	55.00.....	Meals
June 17	H. R. Quilitch & Bros..	5858-5859	207.38.....	Provisions
June 17	Rocky Mt. C. & I. Co.....	5860	4.50.....	Horseshoeing
June 17	Radford & Barr.....	5861	27.50.....	Teaming
June 17	Rocky Mt. C. & I. Co...	5862-5863	42.50.....	Provisions
June 17	Radford & Barr.....	5864	54.00.....	Teaming
June 17	Rio Grande Hotel Co.....	5865	15.12.....	Coffee
June 17	B. H. Swan.....	5866	6.00.....	Livery
June 17	J. S. Stahl & Co.....	5867	92.25.....	Typewriter
June 17	O. T. Shaffers.....	5868	22.65.....	Service
June 17	Trinidad Lumber Co.....	5869	75.34.....	Lumber
June 17	Tarabino & Co.....	5870	69.15.....	Merchandise
June 17	Geo. Tritch Hardware Co..	5871	60.00.....	Hardware
June 17	Trinidad Lumber Co.....	5872	221.19.....	Lumber
June 17	Geo. M. Tombling.....	5873	12.00.....	Board
June 17	Tarabino & Co.....	5874	339.63.....	Merchandise
June 17	Victor Fuel Co.....	5875	97.78.....	Lumber

## STATEMENT

SHOWING ISSUE OF CERTIFICATES OF INDEBTEDNESS FOR TWO  
YEARS ENDING NOVEMBER 30, 1904—Continued.

Date 1904	To Whom Issued	No.	Amount	For What Purpose
June 18	Geo. W. Underwood.....	5876	2.00.....	Cab hire
June 18	F. R. Wood.....	5877	38.25.....	Merchandise
June 18	Wooster Bros. ....	5878	3.00.....	Horseshoeing
June 18	Western Union Tel. Co.....	5879	69.75.....	Telegraphic service
June 18	Zimmermann Bros. ....	5880-5881	62.80.....	Supplies
June 18	F. W. Gross.....	5882-5895	10,744.44.....	Military pay roll
June 18	Denver Omnibus & Cab Co.....	5896	64.25.....	Carriage hire
June 18	Union Pacific Ry. Co.....	5897	26.94.....	Transportation
July 2	F. W. Gross.....	5898-5906	8,966.45.....	Military pay roll
July 2	Chapson & Reeves.....	5907	1,024.00.....	Horse hire
July 2	Luke Flynn .....	5908	2,331.00.....	Meals
July 2	Samuel Rowley.....	5909	51.60.....	Provisions
July 2	Cooper Mountain Cattle Co.....	5910	59.20.....	Beef
July 5	Sherman M. Bell.....	5911-5914	3,317.00.....	Horses
July 5	Telluride Elec. L. & P. Co.....	5915	40.49.....	Light
July 5	E. C. Howe.....	5916	379.50.....	Expenses
July 5	A. Oldland & Co.....	5917	30.00.....	Teaming
July 5	Rio Grande S. R. R. Co.....	5918	18.48.....	Freightage
July 5	Frank Maumey .....	5919	925.65.....	Meals
July 5	A. R. Mahr.....	5920	10.00.....	Rent
July 5	R. S. Ball.....	5921	11.00.....	Meals
July 5	C. E. Kracan.....	5922	12.24.....	Groceries
July 5	F. D. Work & Co.....	5923	50.00.....	Hardware supplies
July 5	Wm. Midwinter.....	5924	16.00.....	Board
July 5	Western Union Tel. Co.....	5925	38.44.....	Telegrams
July 5	Capt. Bulkeley Wells.....	5926	37.00.....	Expenses
July 5	Tompkins-Hunt Hdw. Co.....	5927	42.45.....	Hardware supplies
July 5	Telluride Transfer Co.....	5928	67.15.....	Teaming
July 5	J. A. Stuart & Co.....	5929	16.00.....	Services
July 5	Geo. F. Schattlinger.....	5930	297.40.....	Services
July 5	Grace Stransen.....	5931	29.50.....	Board
July 5	R. N. Rogers.....	5932	44.00.....	Coal
July 5	J. W. Rogers.....	5933	400.75.....	Livery
July 5	W. M. Randall.....	5934	205.51.....	Provisions
July 5	J. T. Jennings.....	5935	12.40.....	Milk
July 5	D. & R. G. R. R. Co.....	5936	783.61.....	Transportation
July 5	T. B. Finch.....	5937	19.50.....	Services



## STATEMENT

SHOWING ISSUE OF CERTIFICATES OF INDEBTEDNESS FOR TWO  
YEARS ENDING NOVEMBER 30, 1904—Continued.

Date 1904	To Whom Issued	No.	Amount	For What Purpose
July 5	First Nat. Bk. of Telluride.....	5938	\$7.50.....	Rent
July 5	A. F. Cummings.....	5939	9.25.....	Services
July 5	Anderson Baisch Co. ....	5940	19.45.....	Drugs
July 5	Drs. Allen & Hadley.....	5941	68.00.....	Professional services
July 5	Adams & Hilgenhaus.....	5942	322.47.....	Groceries
Mar. 31	} F. W. Gross. ....	5943-5956	13,183.19.....	Military pay roll
Apr. 25				
Aug. 5				
Aug. 5	James Owen .....	5957	2,400.00.....	Legal services
Aug. 10	Wm. J. Cory.....	5958	300.00.....	Horse hire
Aug. 10	Harry Libby.....	5959-5960	89.00.....	Horse hire
Aug. 10	Glauber Beer Co.....	5961-5984	29,218.75.....	Merchandise
Aug. 11	Ray M. Gale.....	5985-5986	72.75.....	Horse hire and expenses
Aug. 11	Capt. F. W. Lomax.....	5987	39.96.....	Services
Aug. 11	Geo. H. Le Roy.....	5988	202.80.....	Tobacco
Aug. 11	J. B. Goodman.....	5989	73.00.....	Horse hire
Aug. 11	Flint and Lomax Elec. Co.....	5990	434.33.....	Supplies
Aug. 11	Robert A. Anderson.....	5991	315.40.....	Provisions
Aug. 12	J. J. J. Abercrombie.....	5992	6.00.....	Coal
Aug. 12	O. B. Abbott.....	5993	44.00.....	Services
Aug. 12	Atch., Top. & S. Fe Ry. Co.....	5994	270.90.....	Transportation
Aug. 12	H. B. Brown Hardware Co.....	5995	124.51.....	Hardware
Aug. 12	Bettie Brice .....	5996	40.00.....	Rent
Aug. 12	S. T. Burkhard.....	5997	3.30.....	Brushes
Aug. 12	S. D. Burlingame.....	5998	2.75.....	Meals
Aug. 12	William Belden .....	5999	12.00.....	Professional services
Aug. 12	Buckwater Drug Co.....	6000	22.05.....	Drugs
Aug. 12	M. L. Barnes.....	6001	55.20.....	Milk
Aug. 12	F. Burkhard.....	6002	38.70.....	Harness
Aug. 12	E. O. Blair.....	6003	44.75.....	Printing
Aug. 12	H. B. Brown.....	6004	50.85.....	Hardware
Aug. 12	Colo. Telephone Co.....	6005	291.25.....	Telephoning
Aug. 12	C. S. Card.....	6005	5.50.....	Expenses
Aug. 12	Columbian Livery Co.....	6007	41.00.....	Livery
Aug. 12	Colo. Supply Co.....	6008	1,562.06.....	Groceries
Aug. 12	Colo. & Southern Ry. Co.....	6009	1,152.00.....	Transportation
Aug. 12	Card, McLain Drug Co.....	6010	107.40.....	Drugs

## STATEMENT

SHOWING ISSUE OF CERTIFICATES OF INDEBTEDNESS FOR TWO  
YEARS ENDING NOVEMBER 30, 1904—Continued.

Date 1904	To Whom Issued	No.	Amount	For What Purpose
Aug. 12	Colo. & Wyo. Ry. Co.....	6011	9.05.....	Express
Aug. 12	Duling & Tracy.....	6012	6.00.....	Teaming
Aug. 12	Edward H. Day.....	6013	36.00.....	Rent
Aug. 13	W. Dearden.....	6014	1.10.....	Supplies
Aug. 12	Denver Rio Grande Ry. Co.....	6015	318.30.....	Transportation
Aug. 12	Egan & Jones.....	6016	7.25.....	Milk
Aug. 12	Elite Steam Laundry.....	6017	24.50.....	Laundry
Aug. 12	Tarabino & Co.....	6018-6019	394.40.....	Merchandise
Aug. 12	Albert Fowret.....	6020	23.50.....	Milk
Aug. 12	Ernest J. Foreman.....	6021	54.00.....	Professional services
Aug. 12	Globe Express Co.....	6022	61.46.....	Express
Aug. 12	F. M. Gooden.....	6023	38.49.....	Baths
Aug. 12	Globe Express Co.....	6024	14.25.....	Express
Aug. 12	Gerardi Merc. Co.....	6025	21.75.....	Groceries
Aug. 12	Fred Harvey.....	6026	623.10.....	Rent
Aug. 12	J. M. Hunt.....	6027	35.00.....	Horseshoeing
Aug. 12	Dr. Perry Jaffa.....	6028	13.00.....	Professional services
Aug. 12	Kuver Bakery Co.....	6029	257.71.....	Bread
Aug. 12	Mrs. Lloyd.....	6030	75.....	Meals
Aug. 12	Las Animas L. & P. M. Co.....	6031	107.95.....	Lamps
Aug. 12	May Shoe & Clothing Co.....	6032	346.00.....	Merchandise
Aug. 12	Geo. E. Marshall.....	6033-6034	29.00.....	Professional services
Aug. 12	Miner's Trading Co.....	6035	1,222.55.....	Coal
Aug. 12	J. O. Packer.....	6036	150.00.....	Rent
Aug. 12	H. C. Cassum.....	6037	108.50.....	Teaming
Aug. 12	A. Patrick & Sons.....	6038	94.25.....	Meals
Aug. 12	Fred Petrucci.....	6039	97.20.....	Labor
Aug. 12	Rocky Mtn. C. & Iron Co.....	6040	128.89.....	Labor
Aug. 12	H. R. Imlitch & Bros.....	6041	468.83.....	Hay and grain
Aug. 12	Rio Grande Hotel Co.....	6042	26.16.....	Meals
Aug. 12	J. E. Romero.....	6043	57.27.....	Rent
Aug. 12	Radford & Barr.....	6044	89.50.....	Teaming
Aug. 12	St. Francis Hospital.....	6045	53.60.....	Board and lodging
Aug. 12	Trinidad Electric Ry. Co.....	6046	10.00.....	Books
Aug. 12	Trinidad Lumber Co.....	6047	39.52.....	Lumber
Aug. 12	Trinidad Sanitary Co.....	6048	135.00.....	Teaming
Aug. 12	Troy Steam Laundry.....	6049	2.90.....	Laundry

## STATEMENT

SHOWING ISSUE OF CERTIFICATES OF INDEBTEDNESS FOR TWO YEARS ENDING NOVEMBER 30, 1904—Continued.

Date 1904	To Whom Issued	No.	Amount	For What Purpose
Aug. 12	G. W. Underwood.....	6050	61.00.....	Horse hire
Aug. 12	Union Pacific Ry. Co.....	6051	12.68.....	Transportation
Aug. 12	Wells Fargo & Co.....	6052	28.40.....	Express
Aug. 12	Wandell & Lowe T. & S. Co.....	6053	6.00.....	Teaming
Aug. 12	Western Union Tel. Co.....	6054	6.81.....	Telegraphing
Aug. 12	Wilson Livery Co.....	6055	50.00.....	Livery
Aug. 12	Wooster Bros.....	6056	38.00.....	Horseshoeing
Aug. 12	Zimmerman Bros.....	6057	35.80.....	Stationery
Aug. 12	W. H. Pike.....	6058-6059	1,034.00.....	Horse hire
Aug. 13	J. A. Armour.....	6060	4.50.....	Meals
Aug. 13	Colo. Telephone Co.....	6061	108.65.....	Telephone Service
Aug. 13	T. F. Callahan.....	6062	224.92.....	Plumbing
Aug. 13	Colo. S. & C. C. Ry. Co.....	6063	26.03.....	Freightage
Aug. 13	Colo. Trading & Tr. Co.....	6064	13.00.....	Ice
Aug. 13	Flor. & C. C. R. Co.....	6065	8.83.....	Freightage
Aug. 13	F. P. Fryberger.....	6066	40.00.....	Services
Aug. 13	Globe Express Co.....	6067	63.61.....	Express
Aug. 13	E. E. Good.....	6068	455.90.....	Merchandise
Aug. 13	Luke Flynn.....	6069	338.50.....	Meals
Aug. 13	Rossland Hotel.....	6070	127.00.....	Board
Aug. 13	R. W. Means.....	6071	200.00.....	Legal services
Aug. 13	Midland Tunnel Ry. Co.....	6072	9.00.....	Transportation
Aug. 13	May Clothing Co.....	6073	56.10.....	Gloves
Aug. 13	National Hotel.....	6074	737.55.....	Board and lodging
Aug. 13	Pueblo & Sub. T. & L. Co.....	6075	86.30.....	Light
Aug. 13	John H. Williams.....	6076	43.75.....	Services
Aug. 13	J. R. Wilson.....	6077	11.50.....	Printing
Aug. 13	Shilling Dry Goods Co.....	6078	5.50.....	Merchandise
Aug. 13	Morrell Hdw. Co.....	6079	108.15.....	Building material
Aug. 13	James Kelly.....	6080	89.00.....	Teaming
Aug. 13	J. B. Cunningham.....	6081	403.65.....	Services
Aug. 13	William Ramsey.....	6082	12.00.....	Meals
Aug. 13	Denver Rio Grande Ry. Co.....	6083	559.91.....	Freight
Aug. 13	Baltimore Hotel Co.....	6084	163.50.....	Rent
Aug. 13	Dr. C. E. Elliott.....	6085	79.00.....	Medical services
Aug. 13	W. J. Elliott.....	6086	293.00.....	Horse hire
Aug. 13	Tomkins Hardware Co.....	6087	12.55.....	Hardware supplies

## STATEMENT

SHOWING ISSUE OF CERTIFICATES OF INDEBTEDNESS FOR TWO  
YEARS ENDING NOVEMBER 30, 1904—Continued.

Date 1904	To Whom Issued	No.	Amount	For What Purpose
Aug. 13	Schilling Dry Goods Co.....	6088	4.50.....	Merchandise
Aug. 13	E. E. Goold.....	6089	189.80.....	Merchandise
Aug. 13	W. R. Karr.....	6090	25.00.....	Printing
Aug. 15	Hamilton Fish .....	6091	40.00.....	Horse hire
Aug. 15	Denver & Rio Grande.....	6092	16.88.....	Transportation
Aug. 15	Colo. Telephone Co.....	6093	11.55.....	Telephone service
Aug. 15	M. E. Criswell.....	6094	14.10.....	Hay
Aug. 15	J. H. Coltharp.....	6095	120.00.....	Teaming
Aug. 15	Anderson & Baisch.....	6096	6.00.....	Drugs
Aug. 15	Drs. Allen & Hadley.....	6097	22.00.....	Professional service
Aug. 15	Harkte & Shuts.....	6098	153.70.....	Harness
Aug. 15	K. E. Linderfelt.....	6099	120.00.....	Horse hire
Aug. 15	R. W. McLeod.....	6100	8.00.....	Horse hire
Aug. 15	J. P. Wilcox.....	6101	60.00.....	Horse hire
Aug. 15	E. O. Russell.....	6102	60.00.....	Horse hire
Aug. 15	E. C. Jones.....	6103	58.00.....	Horse hire
Aug. 15	F. D. Work & Co.....	6104	18.50.....	Merchandise
Aug. 15	City of Telluride.....	6105	9.75.....	Teaming
Aug. 15	Tomkins, Hunt. Hdw. Co....	6106	4.50.....	Merchandise
Aug. 15	Telluride E. L. & P. Co....	6107	106.74.....	Light
Aug. 15	Telluride Transfer Co.....	6108	3.75.....	Teaming
Aug. 15	Geo. F. Schatlinger.....	6109	55.60.....	Stenographer
Aug. 15	W. M. Randall.....	6110	18.55.....	Provisions
Aug. 15	J. W. Rogers.....	6111	265.00.....	Horse hire
Aug. 15	Rio Grande Eating House...	6112	16.50.....	Meals
Aug. 15	Frank Maumey.....	6113	14.00.....	Meals
Aug. 15	Gurtruge Mowry.....	6114	64.00.....	Services
Aug. 15	R. E. Linderfelt.....	6115	15.00.....	Expenses
Aug. 15	Walter Kenly.....	6116	26.00.....	Expenses
Aug. 15	F. N. Jo. Hautgen.....	6117	14.25.....	Horseshoing
Aug. 15	J. T. Jennings.....	6118	6.00.....	Milk
Aug. 15	I. L. Glenn.....	6119	20.00.....	Rent
Aug. 15	First National Bank.....	6120	25.00.....	Rent
Aug. 15	T. B. Finch.....	6121	12.00.....	Services
Aug. 15	Adams & Hilgenhaus.....	6122	132.77.....	Provisions
Aug. 15	Rio Grande So. Ry. Co.....	6123	48.78.....	Transportation
Aug. 15	W. A. Spangler.....	6124	240.00.....	Horse hire
Aug. 15	Denver Omnibus & Cab Co.	6125	56.00.....	Horse hire

## STATEMENT

SHOWING ISSUE OF CERTIFICATES OF INDEBTEDNESS FOR TWO  
YEARS ENDING NOVEMBER 30, 1904—Continued.

Date 1904	To Whom Issued	No.	Amount	For What Purpose
Aug. 15	Geo. H. Lillie.....	6126	120.00.....	Horse hire
Aug. 15	J. W. Lane.....	6127	60.00.....	Horse hire
Aug. 15	Denver City Troop.....	6128	1,560.00.....	Horse hire
Aug. 15	R. N. Rogers.....	6129	4.00.....	Coal
Aug. 15	J. P. Wilcox.....	6130	63.00.....	Horse hire
Aug. 15	Geo. H. Lillie.....	6131	88.00.....	Horse hire
Aug. 15	J. W. Lane.....	6132	70.00.....	Horse hire
Aug. 15	Denver City Troop.....	6133	1,768.00.....	Horse hire
Aug. 15	W. A. Spangler.....	6134	228.00.....	Horse hire
Aug. 15	E. C. Jones.....	6135	60.00.....	Horse hire
Aug. 15	E. O. Russell.....	6136	70.00.....	Horse hire
Aug. 15	K. E. Linderfelt.....	6137	88.00.....	Horse hire
Aug. 15	W. J. Elliott.....	6138	543.00.....	Horse hire
Aug. 15	Eclipse Stables .....	6139	55.00.....	Horse hire
Aug. 15	M. O'Donnell .....	6140	2,264.60.....	Horse hire
Aug. 15	St. Francis Hospital.....	6141	2.85.....	Board
Aug. 15	W. H. Morgan.....	6142	15.00.....	Merchandise
Aug. 15	Colo. S. & C. C. D. Ry. Co.....	6143	1,703.79.....	Transportation
Aug. 15	Western Union Tel. Co.....	6144	4.32.....	Telegrams
Aug. 15	J. R. Wilson & Son.....	6145	8.00.....	Printing
Aug. 15	City of Victor.....	6146	30.00.....	Water
Aug. 15	Colo. Midland Ry. Co.....	6147	89.45.....	Transportation
Aug. 15	Burns & Wolf.....	6148	17.80.....	Merchandise
Aug. 15	J. T. Tucker & Co.....	6149	6.05.....	Lunches
Aug. 15	Pueblo & Sub. T. & L. Co.....	6150	207.00.....	Light
Aug. 15	Colo. Trad. & Transfer Co.....	6151	81.23.....	Grain
Aug. 15	F. W. Gross.....	6152	39.50.....	Expenses
Aug. 15	Colo. Midland Ry. Co.....	6153	7.24.....	Transportation
Aug. 15	M. Reed .....	6154	44.00.....	Services
Aug. 15	Schedin & Lehman.....	6155	5.20.....	Merchandise
Aug. 15	Colo. Telephone Co.....	6156	13.50.....	Telephoning
Aug. 15	J. M. Hunt.....	6157	48.80.....	Supplies
Aug. 15	Colo. Electric Power Co.....	6158	28.85.....	Light
Aug. 15	Colo. Midland Ry. Co.....	6159	133.91.....	Freightage
Aug. 15	Colo. Spgs. & Crip. Creek.....	6160	157.35.....	Freightage
Aug. 15	O'Riley & Barr.....	6161	90.45.....	Meals
Aug. 15	W. C. Clark.....	6162	53.00.....	Services
Aug. 15	D. & R. G. R. R. Co.....	6163	27.56.....	Transportation



## STATEMENT

SHOWING ISSUE OF CERTIFICATES OF INDEBTEDNESS FOR TWO  
YEARS ENDING NOVEMBER 30, 1904—Continued.

Date 1904	To Whom Issued	No.	Amount	For What Purpose
Aug. 15	J. J. Grier.....	6164	4345.....	Meals
Aug. 15	Flor., C. C. Ry. Co.....	6165	57.07.....	Freightage
Aug. 15	Fred Harvey .....	6166	37.00.....	Meals
Aug. 15	Whittmore & Kochler.....	6167	117.88.....	Teaming
Aug. 15	John H. Meyers.....	6168-6169	264.15.....	Supplies
Aug. 15	Dennis Kelly.....	6170	227.00.....	Services
Aug. 15	Tomkins Hdw. Supply Co...6171		184.03.....	Supplies
Aug. 15	Western Union Tel. Co.....	6172	56.25.....	Telegrams
Aug. 15	John H. Myers.....	6173	107.75.....	Supplies
Aug. 15	Ryan Transfer & Ex. Co.....	6174	2.50.....	Teaming
Aug. 15	Atch., Topeka & Santa Fe...6175		169.37.....	Transportation
Aug. 15	M. O'Donnell.....	6176	6.00.....	Horse hire
Aug. 15	Pueblo & Sub. T. & L. Co...6177		218.05.....	Light
Aug. 15	Midland Terminal Ry. Co...6178		144.22.....	Transportation
Aug. 15	H. A. Naylor.....	6179	10.00.....	Expenses
Aug. 15	M. O'Donnell.....	6180	48.00.....	Horse hire
Aug. 15	Chronicle News.....	6181	5.00.....	Subscription
Aug. 15	Western Union Tel. Co.....	6182	95.35.....	Telegrams
Aug. 15	Wells, Fargo & Co.....	6183	9.50.....	Express
Aug. 15	Lieut. G. W. Underwood....6184		124.45.....	Services
Aug. 15	B. Stromberg.....	6185	4.50.....	Merchandise
Aug. 15	V. Patrick & Son.....	6186	9.00.....	Meals
Aug. 15	D. E. Mayer.....	6187	21.40.....	Board
Aug. 15	A. B. Harbison.....	6188	6.00.....	Professional services
Aug. 15	Globe Express Co.....	6189	15.00.....	Express
Aug. 15	Denver Rio Grande.....	6190	743.16.....	Transportation
Aug. 15	Colo. Wyoming Ry. Co.....	6192	36.70.....	Transportation
Aug. 15	Colo. Tel. Co.....	6192	30.65.....	Telephone services
Aug. 15	Columbian Hotel Co.....	6193	394.65.....	Board
Aug. 15	O. T. Clark.....	6194	213.00.....	Express
Aug. 15	D. W. Strickland.....	6195	10.40.....	Expenses
Aug. 15	Sepriano Bressau.....	6196	2.50.....	Services
Aug. 15	Colo. Telephone Co.....	6197	60.70.....	Telephone services
Aug. 15	Colo. So. Ry. Co.....	6198	163.38.....	Freightage
Aug. 15	M. O'Donnell.....	6199	1,248.00.....	Horse hire
Aug. 15	R. W. McLeod.....	6200	33.00.....	Horse hire
Aug. 15	Pratt & Ferguson.....	6201	168.00.....	Horse hire

## STATEMENT

SHOWING ISSUE OF CERTIFICATES OF INDEBTEDNESS FOR TWO  
YEARS ENDING NOVEMBER 30, 1904—Continued.

Date 1904	To Whom Issued	No.	Amount	For What Purpose
Aug. 15	E. C. Jones.....	6202	90.00.....	Horse hire
Aug. 16	E. O. Russell.....	6203	33.00.....	Horse hire
Aug. 16	J. W. Lane.....	6204	66.00.....	Horse hire
Aug. 16	N. Fulwider.....	6205	2.00.....	Horse hire
Aug. 16	Denver City Troop.....	6206	627.00.....	Horse hire
Aug. 16	R. W. McLeod.....	6207	40.00.....	Horse hire
Aug. 16	E. O. Russell.....	6208	40.00.....	Horse hire
Aug. 16	E. C. Jones.....	6209	157.00.....	Horse hire
Aug. 16	N. Fulwider.....	6210	40.00.....	Horse hire
Aug. 16	J. W. Lane.....	6211	80.00.....	Horse hire
Aug. 16	Denver City Troop.....	6212	840.00.....	Horse hire
Aug. 16	John D. French.....	6213	42.00.....	Horse hire
Aug. 16	J. Gregory.....	6214	154.00.....	Horse hire
Aug. 16	W. A. McDaniels.....	6215	35.00.....	Horse hire
Aug. 16	S. L. Chase.....	6216	74.00.....	Horse hire
Aug. 16	Mrs. Andrews.....	6217	77.00.....	Horse hire
Aug. 16	J. T. Brewer.....	6218	70.00.....	Horse hire
Aug. 16	J. Bagshaw.....	6219	77.00.....	Horse hire
Aug. 16	John Wittrow.....	6220	77.00.....	Horse hire
Aug. 16	W. H. Simons.....	6221	77.00.....	Horse hire
Aug. 16	F. C. Stemhauer.....	6222	35.00.....	Horse hire
Aug. 16	H. M. Randolph.....	6223	71.35.....	Expenses
Aug. 16	Denver City Troop.....	6224	200.00.....	Horses
Aug. 16	Colo. So. Ry. Co.....	6225	415.28.....	Transportation
Aug. 16	Star Grocery & Market.....	6226	34.85.....	Sundries
Aug. 16	Harry Adams.....	6227	970.25.....	Meals
Aug. 16	H. G. Moore.....	6228	71.64.....	Hay and grain
Aug. 16	Star Grocery & Market.....	6229	937.50.....	Groceries
Aug. 16	F. W. Gross.....	6230-6231	205.70.....	Military pay roll
Aug. 16	Seegerberg & Co.....	6232	109.00.....	Meals
Aug. 16	M. O'Donnell.....	6233	600.00.....	Horse hire
Aug. 16	Edward Verdeckberg.....	6234	89.00.....	Horse hire
Aug. 16	Robert A. Anderson.....	6235	156.00.....	Merchandise
Sept. 2	Midland Terminal Ry.....	6236	148.74.....	Transportation
Sept. 2	Pueblo & Sub. T. & L. Co.....	6237	86.85.....	Light
Sept. 2	St. Francis Hospital.....	6238	6.42.....	Board
Sept. 2	Al Shore.....	6239	60.00.....	Horse hire



## STATEMENT

SHOWING ISSUE OF CERTIFICATES OF INDEBTEDNESS FOR TWO YEARS ENDING NOVEMBER 30, 1904—Continued.

Date 1904	To Whom Issued	No.	Amount	For What Purpose
Sept. 2	Dr. R. St. Clair.....	6240	273.00.....	Services
Sept. 2	John H. Williams.....	6241	21.00.....	Horseshoeing
Sept. 2	Nancy Martin.....	6242	260.50.....	Rent
Sept. 2	M. A. Robinson.....	6243	22.00.....	Professional services
Sept. 2	Colo. Trad. & Transfer Co....	6244	146.00.....	Horse hire
Sept. 2	Edw. N. Burdick.....	6245	150.50.....	Damages
Sept. 2	B. P. Shoen.....	6246	280.20.....	Drugs
Sept. 2	Schockey, The Druggist.....	6247	204.20.....	Drugs
Sept. 2	Globe Express Co.....	6248	7.50.....	Express
Sept. 2	Dr. M. A. Latimer.....	6249	115.00.....	Professional services
Sept. 2	Geo. McKinzie .....	6250	183.00.....	Professional services
Sept. 2	Flor. & Crip. Ck. Ry. Co....	6251	299.26.....	Freight and Transportation
Sept. 2	Gold Bet Con. E. Co.....	6252	101.25.....	Light
Sept. 2	Martini Glan .....	6253	24.75.....	Repairing
Sept. 2	Colo. Telephone Co.....	6254	103.45.....	Telephone services
Sept. 2	D. & R. G. R. R. Co.....	6255	218.80.....	Transportation
Sept. 2	Dr. C. E. Elliott.....	6256	\$36.00.....	Professional services
Sept. 2	Baltimore Hotel .....	6257	17.00.....	Room
Sept. 2	M. Catlett .....	6258	143.00.....	Dental Services
Sept. 2	H. T. Craig.....	6259	80.00.....	Horse hire
Sept. 2	Colo. T. & T. Co.....	6260	1.00.....	Teaming
Sept. 2	C. C. C. & T. Co.....	6261	260.00.....	Horse hire
Sept. 2	Colo. S. & C. C. D. Ry.....	6262	309.52.....	Transportation
Sept. 2	A. T. & S. F. Ry. Co.....	6263	10.36.....	Transportation
Sept. 2	Luke Flynn.....	6264	1,562.50.....	Meals
Sept. 2	Colo. & Southern Ry. Co....	6265	210.34.....	Transportation
Sept. 2	Western Union T. Co.....	6266	2.90.....	Telegrams
Sept. 2	Colo. Supply Co. ....	6267	537.56.....	Supplies
Sept. 2	Colo. & Southern Ry. Co....	6268	57.07.....	Freight
Sept. 2	O. T. Clark.....	6269	24.50.....	Provisions
Sept. 2	Kuver Bakery & C. Co....	6270	6.81.....	Bread
Sept. 2	Tarabino & Co. ....	6271	153.00.....	Merchandise
Sept. 2	Las Animas L. & P. M. Co..	6272	27.15.....	Light
Sept. 2	Rocky Mt. C. & I. Co.....	6273	525.77.....	Hay and grain
Sept. 2	Victor Fuel Co.....	6274	48.60.....	Meats
Sept. 2	W. Dearden .....	6275	.85.....	Drugs
Sept. 2	Victor Fuel Co.....	6276	212.14.....	Fuel

## STATEMENT

SHOWING ISSUE OF CERTIFICATES OF INDEBTEDNESS FOR TWO  
YEARS ENDING NOVEMBER 30, 1904—Concluded.

Date 1904	To Whom Issued	No.	Amount	For What Purpose
Sept. 2	Dr. James G. Eshey.....	6277	25.00.....	Professional services
Sept. 3, 28	F. W. Gross.....	6278-6300	3,124.41.....	Military pay roll
Sept. 28	Ernest Martin.....	6301	57.00.....	Horse hire
Oct. 13	F. W. Gross.....	6302-6303	897.67.....	Military pay roll
Oct. 13	Andrew Bell .....	6304	14.00.....	Services
Oct. 13	E. A. Armstrong.....	6305	560.03 .....	Merchandise
Oct. 13	Joseph Bagshaw .....	6306	691.00.....	Horse hire
Oct. 13	William E. Carter.....	6307	34.00.....	Services
Oct. 13	J. P. Schermerhorn.....	6308	112.50.....	Meals
Oct. 13	John Gregory.....	6309-6310	276.00.....	Horse hire
Oct. 13	John H. Williams.....	6311	18.50.....	Blacksmithing
Oct. 13	Mrs. John Delanty.....	6312	17.00.....	Merchandise
Oct. 13	Dr. E. E. Elliott.....	6313-6314	487.00.....	Professional services
Oct. 15	Colo. Telephone Co.....	6315	27.05.....	Telephone service
Oct. 15	Joe Quinn .....	6316	15.00.....	Publication
Oct. 15	F. N. Jo. Hautgen.....	6317	76.50.....	Expenses
Oct. 15	Wandell & Lowe T. & S. Co.	6318	3.00.....	Teaming
Oct. 15	M. A. Walden.....	6319	130.00.....	Horses
Oct. 15	Victor Lumber Co.....	6320	21.25.....	Building material
Oct. 15	Colo. & Southern Ry. Co.	6321	73.28.....	Transportation
Oct. 15	Campbell-Sell Baking Co....	6322	14.00.....	Bread
Oct. 15	W. J. Donnelly.....	6323	35.35.....	Light
Oct. 15	Flor. & Crip. Ck. R. R. Co.	6324	602.66.....	Transportation
Oct. 15	Midland Terminal Ry. Co.	6325	93.08.....	Transportation
Oct. 15	F. N. Jo. Hautgen.....	6326-6327	420.00.....	Services
Oct. 15	Rio Grande So. Ry. Co.....	6328	25.32.....	Transportation
Oct. 15	T. C. Lomax.....	6329	20.00.....	Rent
Oct. 15	William Midwinter .....	6330	10.00.....	Rent
Oct. 15	D. & R. G. R. R. Co.....	6331	14.32.....	Freightage
Oct. 15	C. B. Love .....	6332	17.00.....	Expenses
Oct. 15	J. N. Withrow.....	6333	50.00.....	Horse
Oct. 15	E. O. Blair.....	6334	6.00.....	Publication
Oct. 15	The Famous Tarabino Co.	6335	42.00.....	Rent
Oct. 15	Radford & Barr.....	6336	2.00.....	Teaming
Oct. 15	Columbian Hotel Co.....	6337	53.50.....	Rent
✓ Oct. 15	Record Ptg. & Pub. Co.	6338-6340	4,206.00.....	Paper plant
Oct. 15	P. L. Weltfle.....	6341	300.00.....	Services
Total .....			\$739,703.15	

## OUTSTANDING CERTIFICATES OF INDEBTEDNESS NOVEMBER 30, 1904.

Fugitive Apprehension Fund.....	\$ 1,108.95
Land Commissioner's Fund .....	22.00
Penitentiary Fund .....	200.10
Printing Fund .....	1,759.24
Insane Asylum Cottage .....	1,627.15
Ute Indian War expense.....	10.50
Leadville Riots Fund .....	136.69
Dairy Commissioner's Fund .....	270.00
Stock Indemnity Fund .....	348.00
Railroad Commissioner's Fund.....	1,720.00
Coal Mine Inspector's Fund.....	834.17
Supreme Court Docket Fund .....	400.00
Cripple Creek Riots Fund.....	277.91
Judge Criminal Court Salary.....	1,211.08
Court of Inquiry Fund.....	54.55
Game and Fish Wardens Deputies Fund.....	916.65
Inspector Metalliferous Mines Assistant Mileage.....	151.50
State Board of Medical Examiner's Fund.....	1,867.00
Lake City Riots Fund.....	8,761.57
Ute War Claim Fund .....	133.82
Cripple Creek District Riots Fund.....	402,855.14
Telluride District Riots Fund.....	200,292.40
Trinidad District Riots Fund.....	113,766.05
Colorado City Riots Fund.....	22,788.96
Total .....	\$761,514.33

## STATEMENT.

## SHOWING REDEMPTION AND OUTSTANDING CERTIFICATES OF INDEBTEDNESS FOR THE TWO FISCAL YEARS ENDING NOVEMBER 30, 1904.

Certificates of indebtedness outstanding November 30, 1902....	\$ 23,446.13
Certificates of indebtedness issued during two years ending November 30, 1904.....	739,703.15
Certificates of indebtedness paid during two years ending November 30, 1904.....	\$ 1,634.95
Certificates of indebtedness outstanding November 30, 1904....	761,514.33
	<hr/>
	\$763,149.28
Interest paid on certificates of indebtedness during the two years ending November 30, 1904.....	\$ 1,454.35



# STATEMENTS

SHOWING

Delinquent Tax Levy Balances Due the State from the Several Counties, on All Funds, June 30, 1904.

Additional Assessments and Increases on Tax Levies of All Funds for Two Years ending June 30, 1904, as Reported on County Clerks' Semi-Annual Statements.

Rebates, Decreases in Assessment, and Taxes Declared Unavailable on Tax Levies of All Funds, for Two Years Ending June 30, 1904, as Reported on County Clerks' Semi-Annual Statements.





STATEMENT

SHOWING DELINQUENT TAX LEVY BALANCES DUE THE STATE FROM THE SEVERAL COUNTIES ON ALL FUNDS, JUNE 30, 1904.

COUNTIES	General Revenue	Mute and Blind	Agricultural College	School of Mines	Normal School	University	Insane Asylum	Stock Inspection	Ute War Debt	Capitol Building	Interest on Capitol Building Bonds	Military Poll	University Special	Capitol Building and Interest on Capitol Building Bonds	Interest on Insurrection Bonds	Capitol Building Bond—Sinking	Spanish-American War	Totals	COUNTIES
1 Adams	\$ 6,771.68	\$ 813.32	\$ 813.32	\$ 813.32	\$ 813.32	\$ 1,511.13	\$ 813.32	\$ 261.50				\$ 221.00		\$ 2,033.29		\$ 1,654.78		\$ 17,137.88	Adams 1
2 Arapahoe	5,394.26	573.82	573.82	573.82	573.82	1,049.93	573.82	165.35						1,384.51		962.21		12,119.36	Arapahoe 2
3 Archibut	4,362.07	466.39	466.39	466.39	466.39	693.57	466.39	118.26						1,149.57	\$ 115.27	757.98	\$ 28.63	10,720.07	Archibut 3
4 Baca	811.43	80.70	80.71	80.71	80.71	110.52	80.70	26.76						227.39	15.06	431.38	7.51	1,981.08	Baca 4
5 Bent	4,999.00	382.35	381.56	381.55	376.40	574.43	382.30	100.17		\$ 50.16	\$ 704.94	1,296.00		910.38	68.71	629.29		16,792.03	Bent 5
6 Boulder	11,361.91	1,616.81	1,616.80	1,616.82	1,606.74	2,615.17	1,616.83	471.33						1,902.35		2,768.16	89.15	37,266.82	Boulder 6
7 Chaffee	9,192.04	984.71	981.76	981.80	983.25	1,313.75	984.61	225.18						2,162.03	291.11	1,589.85	14.93	23,829.61	Chaffee 7
8 Cheyenne	1,249.90	451.21	471.31	471.30	451.03	583.65	471.30	99.74						138.50	118.35	708.86	68	3,313.40	Cheyenne 8
9 Clear Creek	3,063.59	449.12	449.09	449.09	446.69	727.63	449.27	136.13		51.33	76	2,408.00	\$ 1.10	1,071.68	54.97	749.35	10.06	11,458.37	Clear Creek 9
10 Conejos	3,626.74	1,022.48	1,025.27	1,021.22	1,001.16	1,283.69	1,023.65	261.06						2,628.77	293.09	1,574.87	54.71	27,588.61	Conejos 10
11 Costilla	6,269.97	658.45	635.11	635.29	649.75	829.73	653.73	163.14						1,649.32	204.50	921.15	35.38	16,166.32	Costilla 11
12 Custer	1,109.31	127.12	127.16	127.17	127.50	214.84	127.17	39.85		11.92	100.31			395.28	12.25	233.86	1.92	3,557.19	Custer 12
13 Delta	3,887.23	119.49	149.36	149.39	439.22	717.71	449.17	123.56						1,100.88	72.45	778.90	3.72	9,474.89	Delta 13
14 Denver	81,849.84	29,834.81	29,834.86	29,834.87	29,642.12	33,770.85	29,834.90	6,177.13		551.69	17,468.73	18,978.00		21,589.82	3,056.66	35,962.87	531.20	156,988.17	Denver 14
15 Dolores	2,975.93	308.16	308.08	308.21	298.25	392.52	307.62	83.50		.66	322.62			776.35	128.03	412.67	27.28	7,323.36	Dolores 15
16 Douglas	5,994.89	555.14	555.43	555.11	552.97	854.00	555.17	149.59		.51	17			1,387.81	129.07	922.13	13.29	11,116.89	Douglas 16
17 Eagle	3,063.20	131.63	131.60	131.62	128.91	622.32	131.53	419.70	\$ 659.89		175.99	1,546.00	4.46	1,083.33	98.44	791.79	11.11	11,125.47	Eagle 17
18 Elbert	5,549.08	693.77	693.75	693.75	692.31	836.37	693.75	149.48		8.06	312.50	1,056.50		1,502.23	138.50	1,026.36	7.25	13,596.69	Elbert 18
19 El Paso	22,710.25	2,726.59	2,726.30	2,726.30	2,723.65	5,148.44	2,726.31	882.36		3.82	1,297.65	7,049.50		6,813.13	102.88	5,399.82	41.21	63,739.22	El Paso 19
20 Fremont	6,967.76	729.16	729.16	729.16	717.29	1,348.47	729.29	233.99		16.15	1,685.13	7,997.00	4.69	1,754.24	63.22	1,349.49	13.11	25,611.99	Fremont 20
21 Garfield	3,874.21	459.53	459.52	459.53	457.84	849.01	459.57	145.89		17.99	302.49	449.50		1,130.82	23.67	877.53	7.71	19,025.81	Garfield 21
22 Gilpin	7,101.06	695.30	695.32	695.33	696.39	953.33	695.34	179.71			22.66	599.63		1,513.27	55.22	1,036.92	26.01	12,739.09	Gilpin 22
23 Grand	472.08	55.21	55.29	55.18	57.49	95.41	55.17	16.56						141.35	6.19	491.33	6.44	1,243.26	Grand 23
24 Gunnison	13,696.13	1,429.83	1,429.74	1,429.64	1,495.43	1,893.29	1,429.93	332.87		5.17	1.52	3,830.00		3,566.64	454.06	2,134.91	35.06	32,871.16	Gunnison 24
25 Hinsdale	1,549.29	179.36	179.36	179.39	168.74	269.29	179.37	48.47			253.14	48.47		427.58	29.24	291.21	4.59	4,391.69	Hinsdale 25
26 Huertano	10,015.89	1,072.85	1,072.85	1,072.85	1,061.16	1,174.63	1,072.85	265.21						2,682.05	310.84	1,636.33	35.54	25,122.25	Huertano 26
27 Jefferson	6,931.91	763.29	763.61	763.61	751.48	1,242.63	763.67	227.88		119.56				1,788.24	139.40	1,266.11	19.63	18,573.91	Jefferson 27
28 Kiowa	4,991.77	481.45	481.47	481.47	474.09	618.57	481.46	119.36						1,204.32	205.15	754.63	4.96	10,179.96	Kiowa 28
29 Kit Carson	2,596.42	277.14	277.16	277.16	270.63	448.91	277.29	81.05	13.83		232.28	756.50		693.56	26.05	449.45	11.39	6,539.02	Kit Carson 29
30 Lake	11,923.57	1,163.53	1,163.74	1,163.81	1,163.11	1,738.06	1,163.68	343.70		442.39	3,575.69	7,729.05	163.17	2,181.32	178.19	1,963.43	37.83	33,912.99	Lake 30
31 La Plata	7,629.16	828.26	828.28	828.21	823.93	1,182.37	828.28	297.12						1,926.00	14.27	2,072.37	224.31	18,733.43	La Plata 31
32 Larimer	5,554.09	667.49	667.49	667.48	665.54	1,284.70	667.49	217.82			2,017.19	1,889.00		1,668.67	18.92	1,293.90	8.81	17,285.59	Larimer 32
33 Las Animas	15,422.67	1,756.38	1,756.38	1,756.38	1,735.84	2,997.53	1,756.49	544.07		398.77	1,02.99	7,633.59		4,297.55	198.93	3,029.47	151.67	43,407.11	Las Animas 33
34 Lincoln	1,829.48	213.92	213.94	213.94	213.29	469.28	213.96	71.26						203.50	4.02	439.33	1.68	4,335.12	Lincoln 34
35 Logan	9,291.75	962.05	959.99	960.00	951.94	1,327.61	962.70	215.25		63.11	18.39	1,158.85		2,335.54	319.91	1,393.93	9.11	21,699.31	Logan 35
36 Mesa	1,813.14	566.97	568.14	568.92	559.77	1,021.63	568.19	179.26			39.55	2,311.00		1,388.74	49.81	1,053.12	9.34	13,729.68	Mesa 36
37 Mineral	1,725.45	189.15	199.19	199.21	188.46	281.44	199.24	54.78			22.41	1,436.00		473.38	37.97	824.54	12.28	5,419.76	Mineral 37
38 Montrose	4,695.64	599.05	599.05	599.05	597.57	749.02	599.05	139.29						1,272.34	121.49	853.12	7.14	11,067.63	Montrose 38
39 Montezuma	2,321.66	263.15	263.14	263.11	259.87	429.99	263.18	78.74						671.99	21.11	469.21	8.89	6,318.41	Montezuma 39
40 Morgan	5,922.74	612.77	612.75	612.78	612.14	914.24	612.74	156.15		3.38	.81	525.00		1,094.37	174.54	1,044.96	2.97	13,561.31	Morgan 40
41 Otero	9,962.21	1,088.89	1,088.87	1,088.87	1,086.12	1,783.65	1,088.88	265.36			792.75	5,589.00		2,722.34	178.61	1,922.85	11.05	28,319.59	Otero 41
42 Ouray	5,677.39	564.77	564.93	564.93	561.55	875.34	564.87	169.86	11	71	.18	534.00	.94	4,413.96	110.08	959.53	28.89	11,973.07	Ouray 42
43 Park	3,849.49	422.93	422.93	422.93	429.79	626.87	422.93	169.91		.23	.07	629.16		1,068.90	26.13	791.79	.51	9,176.78	Park 43
44 Phillips	3,727.55	391.76	391.68	391.67	386.31	507.89	391.77	97.09		2.76	.83	448.00		958.88	125.93	559.31	21.97	8,115.11	Phillips 44
45 Pitkin	11,319.89	1,153.21	1,143.77	1,143.80	1,112.25	1,538.86	1,179.42	498.66		579.63	168.71	9,696.00	21.88	2,363.33	219.87	1,463.23	96.89	33,614.22	Pitkin 45
46 Prowers	3,568.64	469.13	469.93	469.34	469.52	129.23	469.18	129.23		52.89				971.52	17.71	712.15	9.99	9,214.89	Prowers 46
47 Pueblo	33,615.54	3,851.92	3,851.92	3,851.33	3,845.10	6,498.23	3,851.92	1,108.18			8,426.03	15,729.00		9,629.67	538.15	6,963.01	45.88	101,778.04	Pueblo 47
48 Rio Blanco	1,478.46	171.35	172.53	172.53	171.36	319.67	172.53	53.43						431.42	13.39	319.73	3.89	4,057.70	Rio Blanco 48
49 Rio Grande	3,929.59	435.02	435.00	435.02	432.17	622.27	435.02	118.58		26	288.07	892.50		1,987.31	99.76	823.47	7.51	10,062.86	Rio Grande 49
50 Routt	1,073.79	476.99	476.99	476.99	473.89	813.62	476.99	154.43		63.10	18.49	1,516.50		1,192.46	32.93	893.81	7.37	11,180.02	Routt 50
51 Saguache	4,416.75	489.49	489.48	489.43	489.48	751.24	489.46	144.89		11.46	13.87	1,842.00		1,179.09	67.28	821.29	25.33	11,749.76	Saguache 51
52 San Juan	5,091.66	533.39	533.36	533.33	518.46	752.16	533.02	146.70	214.61	122.66	13.11	962.25	22.06	1,210.53	89.06	775.11	34.49	12,029.89	San Juan 52
53 San Miguel	3,059.94	356.95	357.16	357.23	361.73	647.13	357.29	116.29						892.87	26.79				





STATEMENT.

SHOWING THE ADDITIONAL ASSESSMENTS AND INCREASES ON TAX LEVIES OF ALL FUNDS FOR TWO YEARS ENDING JUNE 30, 1904, AS REPORTED ON COUNTY CLERK'S SEMI-ANNUAL STATEMENTS.

COUNTIES	General Revenue	Mute and Blind	Agricultural College	School of Mines	Normal School	University	Insane Asylum	Stock Inspection	Ute War Debt	Capitol Building	Interest on Capitol Building Bonds	Military Paid	University Special	Capitol Building and Interest on Capitol Building Bonds	Interest on Insurrection Bonds	Capitol Building Bond—Sinking	Spanish-American War	Totals
1 Adams	\$ 91.89											\$ 968.00						\$ 1,059.89
2 Arapahoe								\$ 51.31				273.00				\$ 621.94		932.25
3 Archuleta														\$ 10.17				10.17
4 Baca	70.82	\$ 6.79	\$ 6.76	\$ 6.77	\$ 6.76	\$ 8.67	\$ 7.23	2.14		\$ 6.39	\$ 2.05	7.00	\$ 2.45	11.54	\$ 2.10	10.03		157.17
5 Bent	5.38	4.13	4.13	4.13	4.13	4.21	4.21	1.63		4.23	.21			8.47	1.89	4.36	1.25	52.62
6 Boulder	154.19	27.64	27.37	25.35	27.05	19.59	28.62	9.13	\$3.59	18.59	5.20	39.00	.46	51.97		41.59		509.34
7 Chaffee								.27				1.00						1.27
8 Cheyenne																		
9 Clear Creek	27.53	2.11	1.39	1.39	1.61	2.36	2.36	.06		.99	1.41	1.00	.23	4.56				48.83
10 Conejos	420.24	2.49	2.49	2.49	2.09	2.49	2.49	.83		2.09	7.64	3.00						448.34
11 Costilla																		
12 Custer	9.21	1.02	1.02	1.02	1.01	1.18	1.02	.26						2.52	.15	1.88	.08	20.37
13 Delta	45.00	5.00	5.00	5.00	5.00	5.00	5.01	1.25		1.17	.34	37.00	.00	12.59		11.24		138.60
14 Denver	2,987.80	19.77	19.73	19.73	19.73	19.77	19.77	4.92		.50	.12	1,924.50		48.80		43.92		5,129.06
15 Dolores	16.03									.05	.03							16.11
16 Douglas	2.24	.24	.24	.23	.17	.22	.21	.07		.51	.17	84.50						89.31
17 Eagle																		
18 Elbert	465.61	51.73	51.73	51.73	51.73	51.73	51.73	12.93		.05	.05			129.33		116.40		1,034.75
19 El Paso	12,716.93	1,272.63	1,272.63	1,272.62	1,272.57	1,272.63	1,272.63	213.13		.53	.17	13.00		3,180.87	631.36	1,704.92	.36	26,066.99
20 Fremont	8.74	1.00	1.00	1.00	1.00	1.30	1.00	24.20						2.52	23.92	.61		68.30
21 Garfield	38.99	4.05	3.99	3.99	3.92	5.49	4.12	1.18			.32	6.00	.05	12.20	.26	5.75		90.91
22 Gilpin																		
23 Grand								1.96										1.96
24 Gunnison	52.32	4.22	4.06	3.59	4.06	4.71	4.30	1.28		11.07	3.06	1.00	.47					94.65
25 Hinsdale	39.79	3.99	3.99	3.99	3.99	4.14	4.14	1.02	.57	2.15	.31			8.24	.62	6.31		84.25
26 Huerfano	.14	.01	.01	.01	.01	.01	.01			.01	.01	.50						.75
27 Jefferson																		
28 Kiowa	12.94	1.46	1.46	1.46	1.46	2.93	1.46	.49						3.05		2.93		30.24
29 Kit Carson																		
30 Lake	118.28	12.79	12.79	12.79	12.77	14.02	12.77	3.12						31.97	2.12	24.36	.50	258.28
31 La Plata																		
32 Larimer	24.35	2.58	2.58	2.58	2.58	2.58	2.58	.53				4.00	.03	6.40	.65	4.55		55.99
33 Las Animas																		
34 Lincoln	129.17	15.90	15.90	15.90	15.90	31.80	15.90	5.30				17.50		39.82		32.40		335.19
35 Logan																		
36 Mesa	1,608.26	169.02	169.01	168.98	169.01	168.34	169.01	39.29			.08	179.00		422.54	77.01	236.29		3,026.75
37 Mineral	2.16	.26	.25	.25	.25	.35	.29	.08		.61	.17			.15	7.29	.12		12.06
38 Montrose	188.96	.51	.48	.48	.49	.52	.51	.04		.73	.18	5.00		.36	.10			198.36
39 Montezuma	37.07	3.89	3.89	3.84	3.77	4.33	3.86	.95		.50	.14	1.00		9.02	.99	5.72	.18	79.15
40 Morgan	326.46	39.80	39.79	39.80	39.78	78.54	39.79	13.15				32.00		99.46	.90	28.93		828.10
41 Otero																		
42 Ouray	180.56	13.82	13.27	13.27	12.52	15.70	15.70	4.83	3.31	37.51	10.46	30.50	.78	.18	.06			332.45
43 Park	.36	.03	.03	.03	.03	.03	.03	.01		.06	.01							.62
44 Phillips																		
45 Pitkin																		
46 Prowers	87.45	88.63	88.59	88.69	88.69	88.70	88.71	14.87		1.16	.36		.03	229.49	4.12	117.51		1,817.82
47 Pueblo	112.97	14.46	14.46	14.46	14.46	16.45	14.46	3.75				9.00		36.15		31.13		311.45
48 Rio Blanco																		
49 Rio Grande	9.67	.78	.71	.71	.69	.84	.81	.21		1.88	.53	1.00	.10	26.69				41.65
50 Routt	56.45	4.00	3.95	3.94	3.57	4.85	4.85	1.58	.83	11.22	2.91	25.00	.39					133.45
51 Saguache	252.54	28.19	28.10	28.10	28.09	28.09	28.09	6.98				1.00		67.18	.17	62.65		539.09
52 San Juan	68.85	1.97	4.32	1.90	4.78	5.90	5.86	2.28		6.51	3.80			8.30				129.97
53 San Miguel	153.49	19.09	17.85	17.83	17.82	34.78	17.99	5.83		1.61	.37	5.00	.02	13.14	.07	34.48	.05	371.19
54 Sedgwick	252.04	28.00	28.00	28.00	28.00	28.00	28.00	7.09				23.00		70.00		62.00		583.00
55 Summit	27.83	2.23	2.13	2.12	2.02	2.48	2.48	.73		5.81	1.74							90.82
56 Teller	167.05	18.07	18.07	18.07	18.07	18.07	18.07	4.10		.83	.27	29.00		45.19	1.97	36.48	1.14	385.75
57 Washington	918.11	117.17	117.17	117.17	117.17	255.15	178.17	63.62						446.10	2.51	261.24		2,596.59
58 Weld	551.69	46.56	46.56	46.56	46.56	74.47	46.56	13.35		.04	.01	27.09		116.34	3.62	91.09	.12	1,119.44
59 Yuma	143.89	15.96	15.97	15.99	16.00	16.01	16.01	3.98				32.50		39.97		35.97		332.25
Totals	\$23,476.27	\$2,051.82	\$2,051.97	\$2,049.39	\$2,048.98	\$2,326.11	\$2,121.41	\$718.15	\$8.30	\$116.83	\$12.72	\$2,771.09	\$5.26	\$5,216.79	\$802.19	\$3,093.50	\$5.06	\$50,310.65



STATEMENT.  
SHOWING REBATES, DECREASES IN ASSESSMENT, AND TAXES DECLARED UNAVAILABLE ON TAX LEVIES OF ALL FUNDS FOR TWO YEARS ENDING JUNE 30, 1904, AS REPORTED ON COUNTY CLERK'S SEMI-ANNUAL STATEMENT.

COUNTIES	General Revenue	Mute and Blind	Agricultural College	School of Mines	Normal School	University	Insane Asylum	Stock Inspection	Fire War Debt	Capitol Building	Interest on Capitol Building Bonds	Military Toll	University Special	Capitol Building and Interest on Capitol Building Bonds	Interest on Insurrection Bonds	Capitol Building Bond—Sinking	Spanish-American War	Totals
1 Adams	\$ 20.26																	\$ 20.26
2 Arapahoe																		
3 Archuleta	163.88	\$ 14.81	\$ 12.74	\$ 12.77	\$ 12.59	\$ 14.81	\$ 14.81	\$ 4.73			\$ 10.24	\$ 151.00						163.88
4 Baca	278.51	21.94	23.10	23.10	20.97	24.94	21.94	6.88		\$ 55.29	16.41	50.00		\$ 32.75		\$ 1.45		278.51
5 Bent	17.64	1.76	1.74	1.74	1.74	1.80	1.81	.42										17.64
6 Boubler	998.69	84.16	80.63	80.64	75.23	84.16	84.18	21.77	\$ .04	156.40	37.14	153.50		80.91	2.64	66.65	\$ .59	998.69
7 Chaffee	570.18	61.50	61.81	61.64	59.05	79.71	61.58	16.84						120.25	4.34	97.37		570.18
8 Cheyenne	357.39	33.96	33.97	33.97	28.23	33.96	33.95	11.28				61.00						357.39
9 Clear Creek	109.50	37.15	47.14	37.10	31.11	37.12	37.09	8.50		1.40	11.16	161.00		91.20	11.30	4.01		109.50
10 Conejos	1,742.95	104.49	104.40	104.40	87.74	104.40	104.40	25.50		112.95	39.29	1,870.00		148.41	31.78	6.30	.48	1,742.95
11 Costilla	711.95	71.42	53.13	53.10	46.31	71.27	71.27	16.96		179.44	44.17	699.00	\$ 10.18					711.95
12 Custer	176.55	18.59	18.59	18.73	16.81	21.98	18.65	4.65			4.08	191.50		36.12	6.28			176.55
13 Delta	187.82	17.83	17.39	17.36	15.61	17.82	17.81	4.32		19.26	5.09	209.00		21.05	2.37		.93	187.82
14 Denver	7,794.12	451.16	390.00	390.00	398.99	451.47	451.47	86.62		630.22	157.38	9,757.00		311.53		307.34		7,794.12
15 Dolores	831.16	75.13	71.19	71.24	62.39	75.00	71.92	20.79		171.32	48.48	168.50		1.76				831.16
16 Douglas	181.37	17.80	17.19	17.31	17.85	17.73	17.71	4.81		21.90	10.00	99.00		15.81				181.37
17 Eagle	479.23	47.21	45.95	45.92	43.26	47.23	47.20	12.44		50.10	16.90	343.50		50.50				479.23
18 El Paso	17,251.63	1,810.88	1,810.88	1,810.88	1,798.83	1,810.88	1,810.88	216.38		76.53	25.70	1,260.50		4,449.56	871.42	2,343.75	17.87	17,251.63
19 Fremont	7,507.63	748.65	748.68	748.66	712.93	751.31	748.68	129.67				3,099.00		1,871.60	351.44	963.21		7,507.63
20 Garfield	5,630.66	561.19	563.10	563.04	562.01	564.72	564.11	97.47				195.00		1,408.18	264.35	758.10		5,630.66
21 Gilpin	371.02	37.12	30.29	30.27	27.63	33.10	33.11	8.19		21.41		129.50						371.02
22 Grand	29.01	3.86	3.85	3.88	3.85	3.86	3.84	.62		6.10	2.28	5.00		5.11				29.01
23 Gunnison	1,151.57	144.80	139.72	139.85	132.57	144.66	144.66	37.73		167.33	50.94	1,231.00		180.00				1,151.57
24 Huerfano	740.65	52.34	50.95	50.97	49.88	52.45	52.46	9.81		31.77	9.12	30.75	192.93	95.12	18.30	52.12	.02	740.65
25 Huernano	969.12	88.60	83.97	83.74	74.14	88.67	88.67	24.16		200.31	61.63	1,290.00		6.21	3.96	1.24		969.12
26 Jefferson	623.95	65.36	59.30	59.30	54.43	65.33	65.33	15.74			15.66	646.50		145.06				623.95
27 Kiowa	375.90	34.08	31.91	31.88	28.25	34.11	34.06	9.21		77.81	23.89	58.00						375.90
28 Kit Carson			14	16							.21							
29 Lake	4,415.97	427.73	427.28	426.23	419.68	437.07	437.07	82.07		132.67	52.22	1,510.00		891.60	167.97	495.57	.26	4,415.97
30 La Plata	643.00	59.91	56.27	56.27	49.64	59.91	59.91	15.52		140.98	13.39	849.50						643.00
31 Larimer	727.78	73.64	73.64	73.69	72.66	73.64	73.61	13.76				2.00		1,271.13	246.26	628.77		727.78
32 Las Animas	3,063.23	308.47	308.47	308.47	308.47	315.09	308.47	86.62			4.52	200.00	.02	170.47	32.26	93.33	.41	3,063.23
33 Lincoln	2,497.22	246.84	246.68	246.68	246.32	246.84	246.84	45.34		6.81	1.62	29.50		597.10	100.53	355.66		2,497.22
34 Logan																		
35 Mesa	8,284.49	833.73	833.17	833.16	837.74	834.62	833.77	145.81		.31	.63	252.00		2,082.37	379.90	1,150.06		8,284.49
36 Mineral	949.78	94.65	91.08	91.13	91.36	94.14	94.08	17.60				133.00		213.03	39.79	108.99	.07	949.78
37 Montezuma	634.31	21.86	21.86	21.86	17.78	21.86	21.86	5.58				26.07	8.75	182.00				634.31
38 Montrose	1,398.60	138.79	138.10	138.05	136.66	138.88	138.86	21.45				12.36	8.60	181.00		318.43		1,398.60
39 Morgan	365.56	40.83	40.92	40.89	40.73	40.83	40.82	10.56						143.50		192.18		365.56
40 Otero	692.70	61.66	60.57	60.61	60.91	63.59	63.08	16.55						32.13	9.79	525.00		692.70
41 Ouray	105.18	37.12	37.70	37.72	39.87	37.60	37.33	2.81		59.33	17.89	251.00		122.14	.11	109.32		105.18
42 Park	210.36	19.03	17.61	17.61	15.92	19.03	19.03	5.63		12.30	12.76	132.50		1.55				210.36
43 Phillips	192.63	16.72	13.57	13.59	13.56	16.30	16.28	2.78		32.62	8.16	161.00			13	.83	8.50	192.63
44 Pitkin	2,298.24	231.15	231.92	230.81	258.86	233.31	233.31	66.21										2,298.24
45 Prowers	211.81	18.14	16.29	15.30	15.28	18.13	18.12	2.91				2.47	.38	581.18	90.18	321.71		211.81
46 Pueblo	1,979.16	188.55	188.55	188.55	168.56	193.92	188.56	43.80		33.94	8.26	37.00		2.97	26	2.17		1,979.16
47 Rio Blanco	51.07	5.98	5.32	5.32	5.22	6.32	6.32	1.56		121.74	40.56	8,057.00		349.50	77.58	120.39	1.26	51.07
48 Rio Grande	441.56	39.62	36.37	36.37	32.58	39.63	39.06	8.53						11.85	1.14	6.48		441.56
49 Routt	369.94	28.15	26.12	26.12	23.33	28.13	28.13	7.34						53.20	5.27			369.94
50 Saguache	4,882.93	466.24	463.92	463.92	398.63	466.26	466.26	71.23				211.00						4,882.93
51 San Juan	1,220.37	110.56	101.48	101.49	92.65	110.67	110.56	27.45		26.24	13.60	498.00		997.42	185.13	507.30		1,220.37
52 San Miguel	1,979.58	230.13	219.43	219.43	218.41	230.13	230.13	445.07		110.33	27.57	167.50		138.75		6.90		1,979.58
53 Sedgwick	228.80	7.80	7.83	7.85	7.71	13.99	13.99	7.86		33.85	10.73	1,841.00		523.51	32.93	370.02	.10	228.80
54 Summit	138.91	39.74	39.76	39.76	33.14	39.74	39.76	10.41				6.55	2.15	11.00				138.91
55 Teller	1,646.92	167.63	165.95	166.00	159.86	167.79	167.62	41.53				45.62	15.14	175.00		10.29		1,646.92
56 Washington	396.14	31.61	28.35	28.34	28.34	33.97	33.97	5.61						303.11	28.31	219.74	3.45	396.14
57 Weld	11,915.16	1,099.21	1,099.20	1,099.22	1,091.10	1,103.31	1,099.21	109.66										11,915.16
58 Yuma	32.36									63.23	21.02	761.50						32.36
Totals	\$102,162.89	\$9,801.87	\$9,163.36	\$9,650.53	\$9,490.88	\$10,091.98	\$9,806.99	\$1,810.98	\$9.04	\$3,322.14	\$1,011.19	\$40,191.25	\$118.88	\$20,710.44	\$3,539.93	\$11,220.86	\$37.38	\$242,737.58



## AMOUNT

Charged Each County for State Taxes for the Fiscal Year 1903.


Charged Each County for State Taxes for the Fiscal Year 1904.





AMOUNT CHARGED EACH COUNTY FOR STATE TAXES FOR THE YEAR 1901.

COUNTIES	Assessed Valuation 1901	Gen'l. Rev. and Int. on Bonds 1-15 Mills	Mute and Blind 1-5 Mill	University 2-5 Mill	Agricultural College 1-5 Mill	School of Mines 1-5 Mill	Insane Asylum 1-5 Mill	Normal School 1-5 Mill	Stock Inspection 1-15 Mill	Capitol Bldg. and Int. on Capitol Bldg. Bonds 1-2 Mill	Capitol Bldg. Bonds, Shaking 3-10 Mill	Total 4 Mills	Military Polls	COUNTIES
1 Adams	\$ 5,076,326.00	\$ 8,798.98	\$ 1,015.27	\$ 2,020.53	\$ 1,015.27	\$ 1,015.27	\$ 1,015.27	\$ 1,015.27	\$ 338.42	\$ 2,538.17	\$ 1,522.90	\$ 20,305.35	\$ 955.00	Adams 1
2 Arapahoe	4,660,393.00	8,078.01	932.08	1,861.15	932.08	932.08	932.08	932.08	310.69	2,330.20	1,308.11	18,641.56	680.00	Arapahoe 2
3 Archuleta	922,975.00	1,599.82	181.60	363.19	181.60	181.60	181.60	181.60	61.53	461.49	276.89	3,691.92	200.00	Archuleta 3
4 Baca	640,850.00	1,110.81	128.17	256.34	128.17	128.17	128.17	128.17	42.72	320.42	192.25	2,563.39	207.00	Baca 4
5 Bent	1,588,403.00	2,753.23	317.68	635.36	317.68	317.68	317.68	317.68	105.89	791.20	476.52	6,353.60	330.00	Bent 5
6 Boulder	10,551,828.00	18,289.83	2,110.37	4,220.73	2,110.37	2,110.37	2,110.37	2,110.37	703.45	5,275.91	3,165.55	42,207.32	3,384.00	Boulder 6
7 Chaffee	3,126,056.00	5,418.50	625.21	1,250.42	625.21	625.21	625.21	625.21	208.40	1,563.03	937.82	12,501.22		Chaffee 7
8 Cheyenne	1,489,620.00	2,582.13	297.94	595.87	297.94	297.94	297.94	297.94	99.31	714.84	416.91	5,958.76	108.00	Cheyenne 8
9 Clear Creek	2,604,777.00	4,670.40	538.95	1,077.90	538.95	538.95	538.95	538.95	179.65	1,317.38	808.43	10,779.02	800.00	Clear Creek 9
10 Conejos	2,191,123.00	3,797.98	438.22	876.45	438.22	438.22	438.22	438.22	146.08	1,095.56	657.33	8,761.50	1,216.00	Conejos 10
11 Costilla	1,515,900.00	2,627.72	303.20	606.39	303.20	303.20	303.20	303.20	101.07	757.99	454.79	6,063.96	642.00	Costilla 11
12 Custer	870,004.00	1,508.01	174.00	348.00	174.00	174.00	174.00	174.00	58.00	435.00	261.00	3,480.01	276.00	Custer 12
13 Delta	2,695,035.00	4,671.39	539.01	1,078.01	539.01	539.01	539.01	539.01	179.66	1,347.72	808.51	10,780.14	811.00	Delta 13
14 Denver	112,856,406.00	195,017.77	22,571.28	45,142.56	22,571.28	22,571.28	22,571.28	22,571.28	7,523.76	56,428.20	33,856.92	451,425.61	8,500.00	Denver 14
15 Dolores	556,720.00	904.98	111.34	222.69	111.34	111.34	111.34	111.34	37.11	278.36	167.02	2,226.86	204.00	Dolores 15
16 Douglas	3,074,891.00	5,320.81	614.98	1,229.96	614.98	614.98	614.98	614.98	204.99	1,537.45	924.47	12,299.58	320.00	Douglas 16
17 Eagle	1,827,506.00	3,167.68	365.50	731.00	365.50	365.50	365.50	365.50	121.83	913.75	548.25	7,310.01	503.00	Eagle 17
18 Elbert	2,338,863.00	4,054.03	467.77	935.55	467.77	467.77	467.77	467.77	155.92	1,169.43	701.60	9,355.44	390.00	Elbert 18
19 El Paso	24,255,204.00	42,042.35	4,851.04	9,702.08	4,851.04	4,851.04	4,851.04	4,851.04	1,617.01	12,127.60	7,276.56	97,020.80	5,150.00	El Paso 19
20 Fremont	6,492,744.00	11,254.00	1,298.55	2,597.10	1,298.55	1,298.55	1,298.55	1,298.55	422.85	3,216.37	1,917.82	25,970.08	1,829.00	Fremont 20
21 Garfield	3,581,622.00	6,208.14	716.32	1,432.65	716.32	716.32	716.32	716.32	238.77	1,790.81	1,074.49	14,326.46	616.00	Garfield 21
22 Gilpin	2,548,440.00	4,417.30	509.69	1,019.38	509.69	509.69	509.69	509.69	169.90	1,274.22	764.55	10,193.78	230.00	Gilpin 22
23 Grand	424,863.00	756.43	84.97	169.95	84.97	84.97	84.97	84.97	28.32	212.43	127.46	1,699.44	149.00	Grand 23
24 Gunnison	3,079,947.00	5,338.57	615.99	1,231.98	615.99	615.99	615.99	615.99	205.33	1,539.97	923.98	12,319.78	1,135.00	Gunnison 24
25 Hinsdale	586,361.00	1,016.36	117.27	234.54	117.27	117.27	117.27	117.27	39.09	293.18	175.91	2,345.43	140.00	Hinsdale 25
26 Huerfano	3,430,256.00	5,945.78	686.05	1,372.11	686.05	686.05	686.05	686.05	228.69	1,715.13	1,029.07	13,721.03	853.00	Huerfano 26
27 Jefferson	5,067,386.00	8,783.47	1,013.48	2,026.96	1,013.48	1,013.48	1,013.48	1,013.48	337.82	2,533.49	1,520.21	20,269.56	1,183.00	Jefferson 27
28 Kiowa	1,498,980.00	2,598.23	299.80	599.59	299.80	299.80	299.80	299.80	99.93	749.49	419.69	5,995.93	141.00	Kiowa 28
29 Kit Carson	1,872,496.00	3,245.66	374.50	748.99	374.50	374.50	374.50	374.50	124.83	936.24	561.75	7,489.97	281.00	Kit Carson 29
30 Lake	5,989,385.00	10,381.60	1,197.88	2,395.75	1,197.88	1,197.88	1,197.88	1,197.88	399.29	2,994.69	1,796.81	23,957.54	3,307.00	Lake 30
31 La Plata	3,511,989.00	6,087.45	702.40	1,404.79	702.40	702.40	702.40	702.40	234.13	1,755.99	1,053.59	14,047.95	1,025.00	La Plata 31
32 Larimer	7,329,624.00	12,704.98	1,465.92	2,931.85	1,465.92	1,465.92	1,465.92	1,465.92	488.64	3,664.81	2,198.89	29,318.17	2,658.00	Larimer 32
33 Las Animas	11,458,877.00	19,862.05	2,291.78	4,583.55	2,291.78	2,291.78	2,291.78	2,291.78	763.93	5,729.44	3,437.66	45,835.53	1,410.00	Las Animas 33
34 Lincoln	1,840,737.00	3,190.61	368.15	736.29	368.15	368.15	368.15	368.15	122.71	920.37	552.22	7,362.95	141.00	Lincoln 34
35 Logan	2,757,551.00	4,779.75	551.51	1,103.02	551.51	551.51	551.51	551.51	183.84	1,378.78	827.27	11,030.21	506.00	Logan 35
36 Mesa	4,699,593.00	8,145.96	939.92	1,879.83	939.92	939.92	939.92	939.92	313.30	2,349.80	1,409.88	18,798.37	2,052.00	Mesa 36
37 Mineral	764,114.00	1,321.16	152.82	305.65	152.82	152.82	152.82	152.82	50.94	382.06	229.24	3,056.45	304.00	Mineral 37
38 Montrose	2,205,156.00	3,822.27	441.03	882.06	441.03	441.03	441.03	441.03	147.01	1,102.58	661.55	8,820.62	650.00	Montrose 38
39 Montezuma	1,307,906.00	2,267.04	261.58	523.16	261.58	261.58	261.58	261.58	87.19	653.95	392.37	5,231.61	600.00	Montezuma 39
40 Morgan	2,576,579.00	4,466.97	515.32	1,030.63	515.32	515.32	515.32	515.32	171.77	1,288.29	772.97	10,306.33	630.00	Morgan 40
41 Otero	6,016,782.00	10,429.69	1,203.36	2,406.71	1,203.36	1,203.36	1,203.36	1,203.36	401.12	3,008.20	1,805.03	21,067.11	2,348.00	Otero 41
42 Ouray	2,634,101.00	4,565.77	526.82	1,053.64	526.82	526.82	526.82	526.82	175.60	1,317.05	790.23	10,536.30	212.00	Ouray 42
43 Park	3,295,183.00	5,678.32	659.04	1,318.07	659.04	659.04	659.04	659.04	219.01	1,717.59	1,030.56	21,180.75	367.00	Park 43
44 Phillips	978,232.00	1,695.60	195.65	391.29	195.65	195.65	195.65	195.65	65.21	489.11	293.47	3,912.93	267.00	Phillips 44
45 Pitkin	2,587,495.00	4,484.99	517.50	1,034.99	517.50	517.50	517.50	517.50	172.50	1,293.75	776.25	10,349.98	583.00	Pitkin 45
46 Prowers	2,428,704.00	4,209.75	485.74	971.48	485.74	485.74	485.74	485.74	161.91	1,214.55	728.61	9,714.80	561.00	Prowers 46
47 Pueblo	27,574,422.00	44,329.00	5,114.89	10,229.77	5,114.89	5,114.89	5,114.89	5,114.89	1,704.96	12,787.22	7,672.33	102,297.73	6,500.00	Pueblo 47
48 Rio Blanco	1,021,788.00	1,771.10	204.36	408.71	204.36	204.36	204.36	204.36	68.11	510.89	306.54	4,087.15	341.00	Rio Blanco 48
49 Rio Grande	1,945,515.00	3,372.23	389.10	778.21	389.10	389.10	389.10	389.10	129.70	972.56	583.66	7,782.66	488.00	Rio Grande 49
50 Routt	3,159,295.00	5,476.11	631.86	1,263.71	631.86	631.86	631.86	631.86	210.62	1,579.65	947.79	12,637.18	814.00	Routt 50
51 San Juan	2,400,157.00	4,160.27	480.03	960.06	480.03	480.03	480.03	480.03	160.01	1,200.09	720.05	9,600.63	605.00	San Juan 51
52 San Miguel	3,084,686.00	5,346.79	616.94	1,233.87	616.94	616.94	616.94	616.94	205.61	1,542.31	925.40	12,338.74	1,293.00	San Miguel 52
53 Sedgwick	959,194.00	1,662.60	191.81	383.67	191.81	191.81	191.81	191.81	63.94	479.59	287.75	3,836.75	101.00	Sedgwick 53
54 Summit	1,597,938.00	2,613.76	301.59	603.17	301.59	301.59	301.59	301.59	100.53	753.97	452.38	6,031.76	354.00	Summit 54
55 Teller	11,323,337.00	19,627.12	2,264.67	4,529.33	2,264.67	2,264.67	2,264.67	2,264.67	754.89	5,661.67	3,397.00	15,293.36	2,331.00	Teller 55
56 Washington	1,493,772.00	2,589.21	298.76	597.51	298.76	298.76	298.76	298.76	99.58	746.89	448.13	5,975.12	256.00	Washington 56
57 Weld	12,712,129.00	22,634.36	2,542.43	5,084.85	2,542.43	2,542.43	2,542.43	2,542.43	847.48	6,356.06	3,813.64	50,848.51	2,938.00	Weld 57
58 Yuma	1,973,262.00	3,420.32	394.65	789.31	394.65	394.65	394.65	394.65	131.55	986.62	591.98	7,893.03	587.00	Yuma 58
Totals	\$342,170,703.00	\$593,095.91	\$68,434.19	\$126,868.19	\$68,434.19	\$68,434.19	\$68,434.19	\$68,434.19	\$22,811.27	\$171,085.32	\$102,651.17	\$1,368,682.81	\$65,330.00	Totals





APPORTIONMENT OF TAX CHARGED AGAINST THE SEVERAL COUNTIES OF THE STATE FOR 1903.

	Assessed Valuation 1903	General Revenue and Interest on Bonds 1-19-30 Mills	Mute and Blind 1-5 Mill	University 2-5 Mill	Agricultural College 1-5 Mill	School of Mines 1-5 Mill	Insane Asylum 1-5 Mill	Normal School 1-5 Mill	Stock Inspection 1-15 Mill	Capitol Building and Interest on Capitol Building Bonds 1-2 Mill	Capitol Building Bond Sinking Fund 6-15 Mill	Total 4 Mills	
1 Adams	4,262,163.00	6,961.54	852.43	1,704.87	852.43	852.43	852.43	852.43	284.14	2,131.09	1,704.86	17,048.65	Adams 1
2 Arapahoe	4,802,334.00	7,843.81	960.47	1,920.93	960.47	960.47	960.47	960.47	320.15	2,401.17	1,920.93	19,209.31	Arapahoe 2
3 Archuleta	996,025.00	1,626.83	199.20	398.42	199.20	199.20	199.20	199.20	66.41	498.02	398.42	3,984.10	Archuleta 3
4 Baca	691,358.00	1,129.22	138.27	276.54	138.27	138.27	138.27	138.27	46.10	345.68	276.54	2,765.13	Baca 4
5 Bent	1,589,412.00	2,581.37	316.08	632.16	316.08	316.08	316.08	316.08	105.38	790.20	632.16	6,321.61	Bent 5
6 Boulder	9,960,115.00	16,238.72	1,992.09	3,984.17	1,992.09	1,992.09	1,992.09	1,992.09	664.03	4,980.23	3,984.17	39,841.77	Boulder 6
7 Chaffee	3,141,870.00	5,131.73	628.37	1,256.75	628.37	628.37	628.37	628.37	209.46	1,570.94	1,256.75	12,567.48	Chaffee 7
8 Cheyenne	1,233,141.00	2,275.47	278.63	557.25	278.63	278.63	278.63	278.63	92.87	696.57	557.25	5,572.56	Cheyenne 8
9 Clear Creek	2,522,273.00	4,119.69	504.46	1,008.91	504.46	504.46	504.46	504.46	168.15	1,261.13	1,008.91	10,089.09	Clear Creek 9
10 Conejos	2,089,371.00	3,412.62	417.87	835.77	417.87	417.87	417.87	417.87	139.30	1,041.68	835.76	8,357.48	Conejos 10
11 Costilla	1,653,085.00	2,700.04	330.62	661.23	330.62	330.62	330.62	330.62	110.20	826.51	661.23	6,612.31	Costilla 11
12 Custer	835,011.00	1,363.88	167.00	334.00	167.00	167.00	167.00	167.00	55.66	417.50	334.00	3,340.01	Custer 12
13 Delta	2,367,711.00	3,867.25	473.54	947.09	473.54	473.54	473.54	473.54	157.84	1,183.87	947.09	9,470.81	Delta 13
14 Denver	110,181,335.00	179,942.85	22,036.27	44,072.53	22,036.27	22,036.27	22,036.27	22,036.27	7,345.12	55,090.66	44,072.53	440,725.34	Denver 14
15 Dolores	522,658.00	852.67	104.42	208.82	104.42	104.42	104.42	104.42	34.80	261.02	208.82	2,088.21	Dolores 15
16 Douglas	2,977,111.00	4,892.63	595.42	1,190.84	595.42	595.42	595.42	595.42	198.47	1,488.56	1,190.84	11,908.44	Douglas 16
17 Eagle	1,842,240.00	3,008.99	368.45	736.89	368.45	368.45	368.45	368.45	122.81	921.13	736.89	7,368.96	Eagle 17
18 Elbert	2,284,335.00	3,731.08	456.87	913.73	456.87	456.87	456.87	456.87	152.28	1,142.17	913.73	9,137.34	Elbert 18
19 El Paso	24,270,564.00	39,641.32	4,854.11	9,708.23	4,854.11	4,854.11	4,854.11	4,854.11	1,618.04	12,145.28	9,708.23	97,082.25	El Paso 19
20 Fremont	6,361,810.00	10,235.86	1,272.96	2,545.93	1,272.96	1,272.96	1,272.96	1,272.96	424.32	3,182.40	2,545.93	25,459.21	Fremont 20
21 Garfield	3,551,954.00	5,801.52	710.39	1,420.79	710.39	710.39	710.39	710.39	236.79	1,775.98	1,420.78	14,207.81	Garfield 21
22 Gilpin	2,532,894.00	4,138.68	506.78	1,013.56	506.78	506.78	506.78	506.78	168.92	1,266.91	1,013.56	10,135.56	Gilpin 22
23 Grand	405,848.00	662.89	81.17	162.34	81.17	81.17	81.17	81.17	27.05	202.92	162.34	1,623.39	Grand 23
24 Gunnison	3,029,639.00	4,948.11	605.93	1,211.85	605.93	605.93	605.93	605.93	201.97	1,511.82	1,211.85	12,118.55	Gunnison 24
25 Hinsdale	679,249.00	1,109.43	135.87	271.69	135.85	135.85	135.85	135.85	45.29	339.62	271.71	2,716.59	Hinsdale 25
26 Huerfano	3,186,054.00	5,203.87	637.21	1,274.43	637.21	637.21	637.21	637.21	212.41	1,593.02	1,274.43	12,744.21	Huerfano 26
27 Jefferson	5,043,057.00	8,236.00	1,008.61	2,017.22	1,008.61	1,008.61	1,008.61	1,008.61	336.20	2,521.53	2,017.23	20,172.22	Jefferson 27
28 Kiowa	1,463,344.00	2,390.12	292.67	585.34	292.67	292.67	292.67	292.67	97.55	731.67	585.34	5,853.37	Kiowa 28
29 Kit Carson	1,701,006.00	2,783.20	340.80	681.60	340.80	340.80	340.80	340.80	113.60	852.00	681.62	6,816.02	Kit Carson 29
30 Lake	6,079,111.00	9,929.22	1,215.82	2,431.64	1,215.82	1,215.82	1,215.82	1,215.82	405.28	3,039.55	2,431.65	24,316.44	Lake 30
31 La Plata	3,580,154.00	5,847.57	716.03	1,432.07	716.03	716.03	716.03	716.03	238.68	1,790.07	1,432.07	14,320.61	La Plata 31
32 Larimer	6,525,150.00	10,657.71	1,305.03	2,610.06	1,305.03	1,305.03	1,305.03	1,305.03	435.02	3,262.57	2,610.06	26,100.60	Larimer 32
33 Las Animas	11,003,315.00	17,972.08	2,200.67	4,401.32	2,200.67	2,200.67	2,200.67	2,200.67	733.56	5,501.63	4,401.32	44,013.24	Las Animas 33
34 Lincoln	1,693,211.00	2,765.57	338.64	677.28	338.64	338.64	338.64	338.64	112.88	846.64	677.27	6,772.84	Lincoln 34
35 Logan	2,604,671.00	4,254.28	520.94	1,041.86	520.94	520.94	520.94	520.94	173.65	1,302.33	1,041.86	10,418.68	Logan 35
36 Mesa	1,240,109.00	1,925.60	240.70	481.40	240.70	240.70	240.70	240.70	78.22	591.65	481.40	4,814.00	Mesa 36
37 Mineral	774,648.00	1,265.25	154.92	309.87	154.92	154.92	154.92	154.92	51.66	387.34	309.87	3,098.59	Mineral 37
38 Montrose	2,084,183.00	3,404.16	416.84	833.67	416.84	416.84	416.84	416.84	138.94	1,042.09	833.67	8,336.73	Montrose 38
39 Montezuma	1,265,972.00	1,969.76	241.20	482.38	241.20	241.20	241.20	241.20	80.39	602.98	482.38	4,823.89	Montezuma 39
40 Morgan	2,517,906.00	4,112.69	503.59	1,007.18	503.59	503.59	503.59	503.59	167.86	1,258.99	1,007.19	10,071.86	Morgan 40
41 Otero	5,660,660.00	9,245.75	1,132.13	2,264.27	1,132.13	1,132.13	1,132.13	1,132.13	377.37	2,830.33	2,264.27	22,642.61	Otero 41
42 Ouray	2,631,366.00	4,297.89	526.27	1,052.55	526.27	526.27	526.27	526.27	175.43	1,315.69	1,052.55	10,525.46	Ouray 42
43 Park	2,310,519.00	3,773.84	462.11	924.20	462.11	462.11	462.11	462.11	154.03	1,155.25	924.20	9,242.07	Park 43
44 Phillips	965,687.00	1,577.28	193.14	386.28	193.14	193.14	193.14	193.14	64.37	482.84	386.27	3,862.74	Phillips 44
45 Pitkin	3,001,930.00	4,903.15	600.39	1,200.77	600.39	600.39	600.39	600.39	200.12	1,500.96	1,200.77	12,007.72	Pitkin 45
46 Prowers	2,340,887.00	3,823.44	468.18	936.35	468.18	468.18	468.18	468.18	156.06	1,170.41	936.35	9,363.54	Prowers 46
47 Pueblo	25,008,186.00	40,816.71	5,001.63	10,003.25	5,001.63	5,001.63	5,001.63	5,001.63	1,667.23	12,504.09	10,003.28	100,032.74	Pueblo 47
48 Rio Blanco	1,097,457.00	1,792.49	219.49	438.99	219.49	219.49	219.49	219.49	73.17	548.73	438.99	4,389.82	Rio Blanco 48
49 Rio Grande	1,936,219.00	3,162.19	387.24	774.49	387.24	387.24	387.24	387.24	129.09	968.11	774.49	7,744.87	Rio Grande 49
50 Routt	2,401,640.00	4,401.24	538.93	1,077.85	538.93	538.93	538.93	538.93	179.64	1,347.33	1,077.85	10,778.56	Routt 50
51 Saguache	2,321,222.00	3,796.22	464.85	929.68	464.85	464.85	464.85	464.85	154.94	1,162.11	929.68	9,296.88	Saguache 51
52 San Juan	1,972,127.00	3,221.14	394.42	788.86	394.42	394.42	394.42	394.42	131.47	986.07	788.86	7,888.50	San Juan 52
53 San Miguel	3,323,359.00	5,138.15	644.67	1,289.35	644.67	644.67	644.67	644.67	221.55	1,661.65	1,289.35	13,293.43	San Miguel 53
54 Sedgwick	879,335.00	1,436.25	175.86	351.74	175.86	175.86	175.86	175.86	58.63	439.68	351.74	3,517.34	Sedgwick 54
55 Summit	1,527,643.00	2,491.88	305.12	610.27	305.12	305.12	305.12	305.12	101.72	762.83	610.27	6,102.57	Summit 55
56 Teller	12,225,007.00	19,967.66	2,445.02	4,890.04	2,445.02	2,445.02	2,445.02	2,445.02	815.00	6,112.54	4,890.04	48,900.38	Teller 56
57 Washington	1,184,863.00	1,935.27	236.97	473.95	236.97	236.97	236.97	236.97	78.99	592.44	473.95	4,739.45	Washington 57
58 Weld	12,020,983.00	19,631.27	2,404.20	4,808.39	2,404.20	2,404.20	2,404.20	2,404.20	801.39	6,010.49	4,808.39	48,083.93	Weld 58
59 Yuma	1,408,958.00	2,301.29	281.79	563.58	281.79	281.79	281.79	281.79	93.94	704.48	563.59	5,635.83	Yuma 59
Totals	\$433,155,321.00	\$544,153.48	\$66,631.05	\$133,262.15	\$66,631.05	\$66,631.05	\$66,631.05	\$66,631.05	\$22,210.55	\$166,577.67	\$133,262.18	\$1,332,621.08	Totals



# ASSESSMENTS

---

Statement Showing Apportionment of Public School Income Fund for the Years 1903 and 1904.


Abstracts of Assessment, showing Increase and Decrease.

Abstract Assessments 1903 and 1904.

Recapitulation of same.

Detailed Statements—Acres of Agricultural Land; Acres of Grazing Land; Acres of Coal Land; Improvements on Lands; Improvements on Public Lands; Town and City Lots; Improvements on Town and City Lots; Mining Property and Gross Output; Miles of Railroad and Other Property; Miles of Telegraph and Telephone Lines; Average Value of Merchandise; Amount of Capital Employed in Manufactures; Horses; Asses; Mules; Cattle; Sheep; Swine; Goats; All other Animals, Musical Instruments; Clocks and Watches; Diamonds; Jewelery; Gold and Silver Plate; Amount of Money and Credits; Carriages and Vehicles; Household Property; All other Property; Bank Stocks or Other Stocks, Etc.





## APPORTIONMENT PUBLIC SCHOOL INCOME.

	1903.		1904.	
	January 19th.	July 15th.	January 15th.	July 22d.
Adams .....	\$ 926.54	\$ 569.88	\$ 869.28	\$ 639.53
Arapahoe .....	504.36	505.17	797.66	641.06
Archuleta .....	318.71	324.44	427.62	410.62
Baca .....	92.93	103.49	148.01	112.21
Bent .....	337.91	421.61	569.56	438.63
Boulder .....	2,721.61	3,062.23	4,064.30	3,291.22
Chaffee .....	737.78	817.57	1,115.15	846.54
Cheyenne .....	54.87	56.93	79.50	70.51
Clear Creek .....	754.77	840.65	1,120.97	798.75
Conejos .....	1,423.96	1,567.54	2,092.09	1,616.21
Costilla .....	665.51	684.92	923.71	695.22
Custer .....	356.02	366.93	499.07	352.53
Delta .....	914.24	1,101.83	1,498.33	1,214.13
Denver .....	16,834.04	19,625.22	25,302.27	19,726.23
Dolores .....	106.45	71.06	99.91	56.70
Douglas .....	373.95	344.73	483.77	355.15
Eagle .....	275.98	301.46	423.41	312.15
Elbert .....	404.63	447.58	641.94	406.96
El Paso .....	4,202.38	4,701.24	6,283.08	4,505.97
Fremont .....	2,002.48	2,256.00	3,013.33	2,146.82
Garfield .....	743.07	805.73	1,083.12	881.67
Gilpin .....	745.36	811.53	1,034.27	745.64
Grand .....	81.46	92.13	124.97	125.39
Gunnison .....	479.07	520.41	710.50	568.45
Hinsdale .....	129.47	142.70	190.56	112.70
Huerfano .....	1,268.74	1,433.35	1,917.81	1,500.22
Jefferson .....	1,258.20	1,399.98	1,926.98	1,469.56
Kiowa .....	61.03	60.79	95.21	68.31
Kit Carson .....	223.00	251.94	338.43	243.28
Lake .....	1,270.86	1,360.26	1,822.35	1,309.71
La Plata .....	1,095.25	1,354.40	1,805.74	1,199.49
Larimer .....	1,822.87	2,298.82	3,104.22	2,685.81
Las Animas .....	2,860.26	3,686.51	4,926.45	3,369.92
Lincoln .....	100.55	121.74	187.79	122.71
Logan .....	374.03	407.68	597.70	442.27
Mesa .....	1,270.93	1,565.03	2,087.75	1,773.66
Mineral .....	149.86	128.53	184.77	131.22
Montrese .....	615.73	702.49	524.81	399.30

## APPORTIONMENT PUBLIC SCHOOL INCOME—Concluded.

	1903.		1904.	
	January 19th.	July 15th.	January 15th.	July 22d.
Montezuma .....	317.53	393.09	926.59	722.80
Morgan .....	465.40	529.46	712.71	585.93
Otero .....	1,650.86	2,097.90	2,780.92	1,889.42
Ouray .....	381.80	411.46	576.80	423.19
Park .....	272.76	267.10	401.29	290.86
Phillips .....	228.47	227.56	320.39	213.07
Pitkin .....	684.09	704.41	942.25	701.54
Prowers .....	616.90	727.69	983.35	745.37
Pueblo .....	5,320.19	6,511.69	8,647.91	6,373.52
Rio Blanco .....	199.26	202.80	304.72	252.70
Rio Grande .....	573.28	671.71	891.67	678.44
Routt .....	449.34	545.86	764.85	634.02
Saguache .....	489.22	523.50	743.02	550.86
San Juan .....	149.20	171.55	224.15	161.82
San Miguel .....	363.14	376.06	501.76	368.78
Sedgwick .....	159.78	150.83	211.56	161.36
Summit .....	201.72	216.93	299.33	191.71
Teller .....	2,133.48	2,379.73	3,127.95	2,095.49
Washington .....	147.43	231.10	306.91	223.93
Weld .....	2,146.17	2,487.86	3,319.99	2,778.28
Yuma .....	234.30	459.67	614.57	598.04
Normal School.....	187.72	222.62	294.76	224.26
Total .....	\$ 65,930.95	\$ 75,225.08	\$101,042.84	\$ 76,651.84

## ADAMS.

## ABSTRACTS OF THE ASSESSMENT FOR THE YEARS 1903 AND 1904.

	1903		1904	
	No. of	Valuation	No. of	Valuation
Acres of agricultural land.....	79,891	\$1,228,447.00	87,740	\$1,848,587.00
Acres of grazing land.....	475,436	399,028.00	437,206	407,560.00
Acres of coal land.....	2,560	3,070.00	2,625	4,570.00
Acres of oil land.....	.....	.....	.....	.....
Acres of other mineral land and kind thereof .....	.....	.....	.....	.....
Improvements on lands and the kind thereof.....	.....	524,500.00	.....	569,905.00
Improvements on public lands .....	.....	4,735.00	.....	11,520.00
Town and city lots.....	27,214	259,333.00	27,260	315,085.00
Improvements on town and city lots.....	.....	81,200.00	.....	101,140.00
Metalliferous mining claims.....	.....	.....	.....	.....
Improvements on metalliferous mining claims .....	.....	.....	.....	.....
Gross output from metalliferous mining claims.....	.....	.....	.....	.....
Miles of railroads, as returned by state board of assessors..	87.51	1,030,424.00	118.56	1,100,572.00
Other railroad property.....	.....	16,697.00	.....	18,434.00
Miles of telegraph lines.....	73.41	8,865.00	118.56	11,626.00
Miles of telephone lines.....	81.4	10,679.00	81	13,235.00
Average value of merchandise .....	.....	173,675.00	.....	157,815.00
Average amount of capital employed in manufactures..	.....	3,500.00	.....	4,900.00
Horses .....	3,503	87,470.00	3,326	104,095.00
Mules .....	106	3,780.00	108	4,460.00
Asses .....	4	225.00	3	50.00
Cattle .....	12,150	233,625.00	11,626	201,212.00
Sheep .....	25,605	53,205.00	26,311	50,295.00
Swine .....	2,953	14,755.00	3,753	23,170.00
Goats .....	1	5.00	.....	.....
All other animals.....	1,403	2,925.00	.....	2,240.00
Musical instruments.....	195	8,035.00	175	8,540.00
Clocks and watches.....	149	1,365.00	135	1,410.00
Jewelry, gold and silver plate, diamonds and other precious stones .....	.....	325.00	.....	405.00
Amount of money, credits, book accounts and other accounts not evidenced by writing....	.....	.....	.....	27,300.00

ADAMS—*Concluded.*

## ABSTRACTS OF THE ASSESSMENT FOR THE YEARS 1903 AND 1904.

	1903		1904	
	No. of	Valuation	No. of	Valuation
Cash value promissory notes, bonds, debentures and all other written evidence of indebtedness .....		36,775.00		16,955.00
Cash value of special privileges and franchises not included in other items.....				3,820.00
Average cash value bank deposits in state.....				
Average cash value bank deposits out of state.....				390.00
Carriages and vehicles of every description .....	1,590	37,140.00	1,533	37,685.00
Household property (over and above exemption).....				975.00
Libraries .....				
Furniture and fixtures.....		5,510.00		5,120.00
All other property.....		32,570.00		23,355.00
Bank stock or shares in any bank .....				
Stock or shares in any corporation doing business in the state .....		300.00		
Grand total valuation of county .....		<u>\$4,262,183.00</u>		<u>\$5,076,336.00</u>
Number of military polls.....	419		975	

Reduction made by State Board of Equalization for 1904, \$17,508.00.

## ARAPAHOE.

## ABSTRACTS OF THE ASSESSMENT FOR THE YEARS 1903 AND 1904.

	1903		1904	
	No. of	Valuation	No. of	Valuation
Acres of agricultural land.....	68,333	\$1,810,721.00	68,333	\$1,538,660.00
Acres of grazing land.....	260,767	304,350.00	260,767	303,175.00
Acres of coal land.....	.....	.....	.....	.....
Acres of oil land.....	.....	.....	.....	.....
Acres of other mineral land and kind thereof.....	.....	.....	.....	.....
Improvements on lands and the kind of land thereof.....	.....	190,370.00	.....	160,695.00
Improvements on public lands.	.....	3,605.00	.....	2,615.00
Town and city lots.....	61,724	700,505.00	.....	892,660.00
Improvements on town and city lots.....	.....	.....	.....	191,950.00
Metalliferous mining claims..	.....	.....	.....	.....
Improvements on metalliferous mining claims.....	.....	.....	.....	.....
Gross out-put from metallifer- ous mining claims.....	.....	.....	.....	.....
Miles of railroads, as returned by state board of assessors.	67.78	826,261.00	.....	852,868.00
Other railroad property.....	.....	14,380.00	.....	16,710.00
Miles of telegraph lines.....	581	11,216.00	.....	14,575.00
Miles of telephone lines.....	703	11,345.00	.....	13,960.00
Average value of merchandise	.....	29,530.00	.....	26,860.00
Average amount of capital em- ployed in manufactures.....	.....	.....	.....	.....
Horses .....	2,973	80,655.00	2,568	68,875.00
Mules .....	94	2,970.00	107	3,605.00
Asses .....	.....	.....	.....	.....
Cattle .....	12,177	240,346.00	9,679	154,195.00
Sheep .....	23,300	46,966.00	20,600	30,150.00
Swine .....	669	4,230.00	716	2,935.00
Goats .....	.....	.....	.....	.....
All other animals.....	.....	325.00	.....	360.00
Musical instruments.....	289	18,340.00	267	16,815.00
Clocks and watches.....	231	3,450.00	169	2,325.00
Jewelry, gold and silver plate, diamonds and other precious stones .....	.....	1,080.00	.....	880.00
Amount of money, credits, book accounts and other ac- counts not evidenced by writing .....	.....	.....	.....	.....
Cash value promissory notes, bonds, debentures and all other written evidence of indebtedness .....	.....	17,040.00	.....	9,730.00



ARAPAHOE—*Concluded.*

## ABSTRACTS OF THE ASSESSMENT FOR THE YEARS 1903 AND 1904.

	1903		1904	
	No. of	Valuation	No. of	Valuation
Cash value of special privileges and franchises not included in other items.....	.....	.....	.....	.....
Average cash value bank deposits in state.....	.....	20,695.00	.....	.....
Average cash value bank deposits out of state.....	.....	3,180.00	.....	13,860.00
Carriages and vehicles of every description .....	1,612	35,660.00	1,374	26,925.00
Household property (over and above exemption).....	.....	12,875.00	.....	10,085.00
Libraries .....	.....	.....	.....	.....
Furniture and fixtures.....	.....	9,125.00	.....	8,160.00
All other property.....	.....	288,255.00	.....	296,765.00
Bank stock or shares in any bank .....	.....	.....	.....	.....
Stock or shares in any corporation doing business in the state .....	.....	.....	.....	.....
Grand total valuation of county .....	.....	\$4,802,334.00	.....	\$4,660,393.00
Number of military polls.....	486	.....	680	.....

Reduction made by State Board of Equalization for 1904, \$8,473.00.

## ARCHULETA.

## ABSTRACTS OF THE ASSESSMENT FOR THE YEARS 1903 AND 1904.

	1903		1904	
	No. of	Valuation	No. of	Valuation
Acres of agricultural land.....	7,238	\$ 36,190.00	6,323	\$ 32,500.00
Acres of grazing land.....	126,830	158,537.50	134,784	168,700.00
Acres of coal land.....	80	12,000.00	40	600.00
Acres of oil land.....	39,860	99,672.50	23,114	57,785.00
Acres of other mineral land and kind thereof.....	99	550.00	.....	.....
Improvements on lands and the kind of land thereof.....	.....	22,295.00	.....	21,400.00
Improvements on public lands..	.....	2,560.00	.....	1,200.00
Town and city lots.....	.....	58,795.00	.....	58,795.00
Improvements on town and city lots.....	.....	38,201.00	.....	38,201.00
Metalliferous mining claims....	.....	.....	.....	.....
Improvements on metalliferous mining claims.....	.....	.....	.....	.....
Gross out-put from metalliferous mining claims.....	.....	.....	.....	.....
Miles of railroads, as returned by state board of assessors..	78.55	292,801.00	77.20	309,750.00
Other railroad property.....	.....	61,392.00	.....	35,612.00
Miles of telegraph lines.....	.....	2,400.00	63.05	3,266.00
Miles of telephone lines.....	.....	.....	35	1,200.00
Average value of merchandise	.....	45,313.00	.....	34,000.00
Average amount of capital em- ployed in manufactures.....	.....	20,000.00	.....	10,000.00
Horses .....	810	26,707.00	869	28,195.00
Mules .....	19	365.00	26	660.00
Asses .....	.....	.....	.....	.....
Cattle .....	5,175	52,126.00	5,486	54,529.00
Sheep .....	28,930	43,295.00	36,400	54,500.00
Swine .....	86	376.00	27	53.00
Goats .....	320	320.00	300	300.00
All other animals .....	.....	.....	51	128.00
Musical instruments .....	19	1,204.00	22	1,820.00
Clocks and watches.....	37	227.00	93	335.00
Jewelry, gold and silver plate, diamonds and other precious Stones .....	.....	.....	.....	.....
Amount of money, credits, book accounts and other ac- counts not evidenced by writing .....	.....	.....	.....	.....

ARCHULETA—*Concluded.*

## ABSTRACTS OF THE ASSESSMENT FOR THE YEARS 1903 AND 1904.

	1903		1904	
	No. of	Valuation	No. of	Valuation
Cash value promissory notes, bonds, debentures and all other written evidence of indebtedness .....				
Cash value of special privileges and franchises not included in other items.....				
Average cash value bank deposits in state.....				
Average cash value bank deposits out of state.....				
Carriages and vehicles of every description .....	244	4,513.00	159	2,711.00
Household property (over and above exemption) .....		750.00		500.00
Libraries .....		400.00		275.00
Furniture and fixtures.....		1,850.00		2,400.00
All other property.....		13,085.00		3,460.00
Bank stock or shares in any bank .....				
Stock or shares in any corporation doing business in the state .....				
Grand total valuation of county .....		\$ 996,025.00		\$ 922,975.00
Number of military polls.....	397		200	

Reduction made by State Board of Equalization for 1904, \$800.00.

## BACA.

## ABSTRACTS OF THE ASSESSMENT FOR THE YEARS 1903 AND 1904.

	No. of	1903 Valuation	No. of	1904 Valuation
Acres of agricultural land .....				
Acres of grazing land .....	289,907	\$ 162,326.00	291,319	\$ 163,188.00
Acres of coal land .....				
Acres of oil land .....				
Acres of other mineral land and kind thereof.....				
Improvements on lands and the kind of land thereof....		20,832.00		22,168.00
Improvements on public lands .....		6,161.00		5,489.00
Town and city lots.....		935.00		925.00
Improvements on town and city lots.....		2,675.00		2,705.00
Metalliferous mining claims ...				
Improvements on metalliferous mining claims .....				
Gross out-put from metalliferous mining claims .....				
Miles of railroads, as returned by State Board of Assessors .....				
Other railroad property .....				
Miles of telegraph lines .....				
Miles of telephone lines .....				
Average value of merchandise .....		5,750.00		7,575.00
Average amount of capital em- ployed in manufactures.....				
Horses .....	3,486	49,186.00	3,270	42,616.00
Mules .....	67	1,615.00	45	1,145.00
Asses .....				
Cattle .....	26,458	378,180.00	32,149	333,090.00
Sheep .....	28,275	42,413.00	26,290	39,435.00
Swine .....	84	210.00	103	276.00
Goats .....				
All other animals.....	2	65.00	3	80.00
Musical instruments.....	24	315.00	28	360.00
Clocks and watches.....	51	298.00	22	185.00
Jewelry, gold and silver plate, diamonds and other precious stones .....				
Amount of money, credits, book accounts and other ac- counts not evidenced by writ- ing .....		10,610.00		12,000.00

BACA—*Concluded.*

## ABSTRACTS OF THE ASSESSMENT FOR THE YEARS 1903 AND 1904.

	No. of	<sup>1903</sup> Valuation	No. of	<sup>1904</sup> Valuation
Cash value promissory notes, bonds, debentures and all other written evidence of indebtedness .....	.....	.....	.....	.....
Cash value of special privileges and franchises not included in other items.....	.....	.....	.....	.....
Average cash value bank deposits in States.....	.....	.....	.....	.....
Average cash value bank deposits out of State.....	.....	.....	.....	.....
Carriages and vehicles of every description.....	288	4,585.00	279	3,970.00
Household property (over and above exemption).....	.....	.....	.....	.....
Libraries .....	.....	.....	.....	.....
Furniture and fixtures.....	.....	.....	.....	.....
All other property.....	.....	5,125.00	.....	4,643.00
Bank stock or shares in any bank .....	.....	.....	.....	.....
Stock or shares in any corporation doing business in the State.....	.....	.....	.....	.....
Grand total valuation of county .....	.....	\$ 691,358.00	.....	\$ 640,850.00
Number of military polls.....	142	.....	207	.....

## BENT.

## ABSTRACTS OF THE ASSESSMENT FOR THE YEARS 1903 AND 1904.

	1903		1904	
	No. of	Valuation	No. of	Valuation
Acres of agricultural land.....	38,512	\$ 389,561.00	38,684	\$ 388,817.00
Acres of grazing land.....	99,778	113,670.00	102,922	113,611.00
Acres of coal land.....	.....	.....	.....	.....
Acres of oil land.....	.....	.....	.....	.....
Acres of other mineral land and kind thereof.....	.....	.....	.....	.....
Improvements on lands and the kind of land thereof.....	.....	41,318.00	.....	40,227.00
Improvements on public lands.	.....	11,685.00	.....	8,270.00
Town and city lots.....	.....	61,800.00	.....	61,838.00
Improvements on town and city lots .....	.....	87,500.00	.....	86,895.00
Metalliferous mining claims....	.....	.....	.....	.....
Improvements on metalliferous mining claims .....	.....	.....	.....	.....
Gross output from metalliferous mining claims.....	.....	.....	.....	.....
Miles of railroads, as returned by State Board of Assessors.	36.92	528,325.00	36.92	581,490.00
Other railroad property.....	.....	13,762.00	.....	16,621.00
Miles of telegraph lines.....	.....	11,418.00	.....	15,092.00
Miles of telephone lines.....	.....	11,717.00	.....	16,145.00
Average value of merchandise .....	.....	21,200.00	.....	22,807.00
Average amount of capital em- ployed in manufactures.....	.....	.....	.....	.....
Horses .....	2,323	46,238.00	2,293	45,283.00
Mules .....	97	2,310.00	79	1,925.00
Asses .....	.....	.....	.....	.....
Cattle .....	14,071	164,298.00	11,583	123,670.00
Sheep .....	27,572	45,649.00	24,112	33,841.00
Swine .....	490	1,181.00	561	931.00
Goats .....	.....	.....	.....	.....
All other animals.....	.....	.....	2	200.00
Musical instruments .....	29	675.00	12	610.00
Clocks and watches.....	58	270.00	24	163.00
Jewelry, gold and silver plate, diamonds and other precious stones .....	.....	.....	.....	.....
Amount of money, credits, book accounts and other ac- counts not evidenced by writ- ing .....	.....	.....	.....	.....



BENT—*Concluded.*

## ABSTRACTS OF THE ASSESSMENT FOR THE YEARS 1903 AND 1904.

	1903		1904	
	No. of	Valuation	No. of	Valuation
Cash value promissory notes, bonds, debentures and all other written evidence of indebtedness .....	.....	.....	.....	.....
Cash value of special privileges and franchises not included in other items.....	.....	.....	.....	.....
Average cash value bank deposits in State.....	.....	.....	.....	.....
Average cash value bank deposits out of State.....	.....	.....	.....	.....
Carriages and vehicles of every description .....	330	3,570.00	374	4,053.00
Household property (over and above exemption) .....	.....	525.00	.....	330.00
Agricultural implements.....	.....	.....	.....	935.00
Furniture and fixtures.....	.....	1,125.00	.....	3,415.00
All other property.....	.....	3,710.00	.....	21,234.00
Bank stock or shares in any bank .....	.....	18,905.00	.....	.....
Stock or shares in any corporation doing business in the State .....	.....	.....	.....	.....
Grand total valuation of county .....	.....	\$1,580,412.00	.....	\$1,588,403.00
Number of military polls.....	346	.....	330	.....

Reduction made by State Board of Equalization for 1904, \$21,084.00.

## BOULDER.

## ABSTRACTS OF THE ASSESSMENT FOR THE YEARS 1903 AND 1904.

	1903		1904	
	No. of	Valuation	No. of	Valuation
Acres of agricultural land.....	101,085	\$1,890,905.00	92,922	\$1,860,305.00
Acres of grazing land.....	107,170	221,275.00	115,223	285,055.00
Acres of coal land.....	.....	.....	12,902	215,705.00
Acres of oil land.....	14,680	285,780.00	.....	.....
Acres of other mineral land and kind thereof.....	.....	.....	.....	.....
Improvements on lands and the kind of land thereof.....	.....	632,720.00	.....	854,615.00
Improvements on public lands.	.....	4,035.00	.....	5,485.00
Town and city lots.....	.....	1,305,525.00	.....	1,332,635.00
Improvements on town and city lots.....	.....	2,228,755.00	.....	2,412,640.00
Metalliferous mining claims.....	.....	457,980.00	.....	486,130.00
Improvements on metalliferous mining claims.....	.....	439,300.00	.....	481,610.00
Gross out-put from metalliferous mining claims.....	.....	.....	.....	.....
Miles of railroads, as returned by State Board of Assessors..	.....	1,121,075.00	.....	1,232,383.00
Other railroad property.....	.....	.....	.....	.....
Miles of telegraph lines.....	.....	.....	.....	.....
Miles of telephone lines.....	.....	.....	.....	.....
Average value of merchandise.	.....	442,515.00	.....	445,145.00
Average amount of capital em- ployed in manufactures.....	.....	.....	.....	.....
Horses .....	7,015	178,795.00	7,392	201,560.00
Mules .....	316	8,690.00	341	9,375.00
Asses .....	.....	.....	159	1,055.00
Cattle .....	15,516	206,760.00	15,346	204,710.00
Sheep .....	2,033	3,095.00	2,464	3,950.00
Swine .....	653	2,590.00	928	4,120.00
Swarms of bees.....	.....	.....	4,090	6,215.00
All other animals.....	2,906	6,950.00	50	965.00
Musical instruments.....	1,080	61,105.00	1,186	68,905.00
Clocks and watches.....	830	7,890.00	847	7,765.00
Jewelry, gold and silver plate, diamonds and other precious stones .....	.....	3,275.00	.....	2,795.00
Amount of money, credits, book accounts and other ac- counts not evidenced by writing .....	.....	.....	.....	.....

BOULDER—*Concluded.*

## ABSTRACTS OF THE ASSESSMENT FOR THE YEARS 1903 AND 1904.

	1903		1904	
	No. of	Valuation	No. of	Valuation
Cash value promissory notes, bonds, debentures and all other written evidence of indebtedness .....	.....	251,625.00	.....	205,100.00
Cash value of special privileges and franchises not included in other items.....				
Average cash value bank deposits in State.....				
Average cash value bank deposits out of State.....				
Carriages and vehicles of every description .....	3,863	69,180.00	3,933	76,765.00
Household property (over and above exemption).....	.....	6,975.00	.....	6,475.00
Libraries .....	.....	.....	.....	.....
Furniture and fixtures.....	.....	55,495.00	.....	57,825.00
All other property.....	.....	68,155.00	.....	79,540.00
Bank stock or shares in any bank .....	.....	.....	.....	.....
Stock or shares in any corporation doing business in the State .....	.....	.....	.....	.....
Grand total valuation of county .....	.....	\$9,960,445.00	.....	\$10,551,828.00
Number of military polls.....	3,222	.....	3,384	.....

Reduction made by State Board of Equalization for 1904, \$12,908.

## CHAFFEE.

## ABSTRACTS OF THE ASSESSMENT FOR THE YEARS 1903 AND 1904.

	1903		1904	
	No. of	Valuation	No. of	Valuation
Acres of agricultural land.....	14,848.04	\$ 158,320.00	15,215.028	\$ 157,140.00
Acres of grazing land.....	60,120.34	62,890.00	57,715.74	62,675.00
Acres of coal land.....	.....	.....	.....	.....
Acres of oil land.....	.....	.....	.....	.....
Acres of other mineral land and kind thereof.....	.....	.....	.....	.....
Improvements on lands and the kind of land thereof.....	.....	216,740.00	.....	191,255.00
Improvements on public lands	.....	12,180.00	.....	14,110.00
Town and city lots.....	.....	216,354.00	.....	228,861.00
Improvements on town and city lots.....	.....	433,103.00	.....	459,045.00
Metalliferous mining claims..	10,970.50	157,760.00	11,864.497	119,385.00
Improvements on metalliferous mining claims.....	.....	45,785.00	.....	40,767.00
Gross output from metalliferous mining claims.....	.....	.....	.....	.....
Miles of railroads, as returned by State Board of Assessors	}	1,482,879.00	}	1,488,578.00
Other railroad property.....				
Miles of telegraph lines.....				
Miles of telephone lines.....	}		}	
Average value of merchandise	}	119,255.00	}	116,751.00
Average amount of capital em- ployed in manufactures.....				
Horses .....	1,400	31,102.00	1,518	30,815.00
Mules .....	31	625.00	35	735.00
Asses .....	.....	.....	.....	.....
Cattle .....	5,353	54,155.00	5,016	49,220.00
Sheep .....	.....	.....	.....	.....
Swine .....	219	921.00	223	925.00
Goats .....	.....	.....	.....	.....
All other animals.....	13	415.00	18	439.00
Musical instruments.....	292	16,915.00	341	23,645.00
Clocks and watches.....	488	5,053.00	436	4,625.00
Jewelry, gold and silver plate, diamonds and other precious stones .....	.....	7,125.00	.....	1,135.00

CHAFFEE—*Concluded.*

## ABSTRACTS OF THE ASSESSMENT FOR THE YEARS 1903 AND 1904.

	No. of	1903 Valuation	No. of	1904 Valuation
Amount of money, credits, book accounts and other accounts not evidenced in writing .....				
Cash value promissory notes, bonds, debentures and all other written evidence of indebtedness .....		22,700.00		55,755.00
Cash value of special privileges and franchises not included in other items.....				
Average cash value bank deposits in State.....				
Average cash value bank deposits out of State.....				
Carriages and vehicles of every description.....	906	17,108.00	818	16,735.00
Household property (over and above exemption).....	.....	2,450.00	.....	3,430.00
Libraries .....	.....	1,180.00	.....	.....
Furniture and fixtures.....	.....	7,950.00	.....	8,250.00
All other property.....	.....	37,855.00	.....	51,020.00
Bank stock or shares in any bank, bicycles.....	.....	37,050.00	83	760.00
Stock or shares in any corporation doing business in the State.....	.....	.....	.....	.....
Grand total valuation of county .....	.....	\$3,141,870.00	.....	\$3,126,056.00
Number of military polls.....	665	.....*	.....	.....

Reduction made by State Board of Equalization for 1904, \$6,429.00.

## CHEYENNE.

## ABSTRACTS OF THE ASSESSMENT FOR THE YEARS 1903 AND 1904.

	1903		1904	
	No. of	Valuation	No. of	Valuation
Acres of agricultural land....	.....	.....	.....	.....
Acres of grazing land.....	589,997	\$ 368,748.00	585,123	\$ 438,843.00
Acres of coal land.....	.....	.....	.....	.....
Acres of oil land.....	.....	.....	.....	.....
Acres of other mineral land and kind thereof.....	.....	.....	.....	.....
Improvements on lands and the kind of lands thereof....	.....	3,970.00	.....	4,280.00
Improvements on public lands.	.....	3,970.00	.....	4,325.00
Town and city lots.....	938	1,431.00	.....	3,381.00
Improvements on town and city lots.....	.....	6,252.00	.....	6,703.00
Metalliferous mining claims...	.....	.....	.....	.....
Improvements on metalliferous mining claims.....	.....	.....	.....	.....
Gross output from metalliferous mining claims.....	.....	.....	.....	.....
Miles of railroads, as returned by State Board of Assessors	63.13	855,222.00	63.13	877,510.00
Other railroad property.....	.....	11,366.00	.....	25,929.00
Miles of telegraph lines.....	63.13	10,123.00	.....	.....
Miles of telephone lines.....	.....	.....	.....	.....
Average value of merchandise	.....	2,700.00	.....	3,100.00
Average amount of capital em- ployed in manufactures.....	.....	.....	.....	.....
Horses .....	1,241	12,420.00	997	9,970.00
Mules .....	10	121.00	12	120.00
Asses .....	.....	.....	.....	.....
Cattle .....	9,411	92,649.00	9,448	94,536.00
Sheep .....	12,550	18,825.00	10,925	16,387.00
Swine .....	3	9.00	24	72.00
Goats .....	.....	.....	.....	.....
All other animals.....	.....	.....	.....	.....
Musical instruments.....	15	425.00	16	655.00
Clocks and watches.....	39	273.00	32	224.00
Jewelry, gold and silver plate, diamonds and other precious stones .....	.....	.....	.....	.....
Amount of money, credits, book accounts and other ac- counts not evidenced by writ- ing .....	.....	500.00	.....	.....



CHEYENNE—*Concluded.*

## ABSTRACTS OF THE ASSESSMENT FOR THE YEARS 1903 AND 1904.

	1903		1904	
	No. of	Valuation	No. of	Valuation
Cash value promissory notes, bonds, debentures and all other written evidence of indebtedness .....	.....	.....	.....	.....
Cash value of special privileges and franchises not included in other items.....	.....	.....	.....	.....
Average cash value bank deposits in State.....	.....	.....	.....	.....
Average cash value bank deposits out of State.....	.....	.....	.....	.....
Carriages and vehicles of every description.....	93	1,347.00	89	1,330.00
Household property (over and above exemption).....	.....	.....	.....	.....
Libraries .....	.....	.....	.....	.....
Furniture and fixtures.....	.....	285.00	.....	325.00
All other property.....	.....	.....	.....	.....
Bank stock or shares in any bank .....	.....	2,500.00	.....	2,000.00
Stock or shares in any corporation doing business in the State.....	.....	.....	.....	.....
Grand total valuation of county .....	.....	\$1,393,141.00	.....	\$1,489,690.00
Number of military polls.....	118	.....	108	.....

Reduction made by State Board of Equalization for 1904, \$2,215.00.

## CLEAR CREEK.

## ABSTRACTS OF THE ASSESSMENT FOR THE YEARS 1903 AND 1904.

	No. of 1903	Valuation	No. of 1904	Valuation
Acres of agricultural land....				
Acres of grazing land, 215 per acre .....	24,300	\$ 58,120.00	34,750	\$ 53,445.00
Acres of coal land.....				
Acres of oil land.....				
Acres of other mineral land and kind thereof.....				
Improvements on lands and the kind of land thereof.....		19,454.00		
Improvements on public lands .....		10,000.00		10,000.00
Town and city lots.....		539,020.00		592,040.00
Improvements on town and city lots.....		464,631.00		432,450.00
Metalliferous mining claims... ..		461,945.11		688,964.00
Improvements on metalliferous mining claims .....		294,130.00		296,850.00
Gross output from metalliferous mining claims.....		157,148.89		99,270.00
Miles of railroads, as returned by State Board of Assessors	25.77	291,381.00	25.77	293,778.00
Other railroad property, Wells Fargo .....		1,443.00		1,804.00
Miles of telegraph lines.....		2,900.00		3,646.00
Miles of telephone lines.....		11,918.00		16,715.00
Average value of merchandise .....		85,377.00		78,455.00
Average amount of capital em- ployed in manufactures.....		9,975.00		6,250.00
Horses .....	730	20,145.00	723	17,985.00
Mules .....	19	365.00	17	340.00
Asses .....	75	780.00	74	735.00
Cattle .....	745	13,055.00	782	12,225.00
Sheep .....				
Swine .....				
Goats .....				
All other animals.....				
Musical instruments.....		7,600.00		7,460.00
Clocks and watches.....		680.00		710.00
Jewelry, gold and silver plate, diamonds and other precious stones .....		450.00		430.00

CLEAR CREEK—*Concluded.*

## ABSTRACTS OF THE ASSESSMENT FOR THE YEARS 1903 AND 1904.

	1903		1904	
	No. of	Valuation	No. of	Valuation
Amount of money, credits, book accounts and other accounts not evidenced by writing .....	.....	12,045.00	.....	.....
Cash value promissory notes, bonds, debentures and all other written evidence of indebtedness .....	.....	.....	.....	2,605.00
Cash value of special privileges and franchises not included in other items.....	.....	.....	.....	.....
Average cash value bank deposits in State.....	.....	.....	.....	.....
Average cash value bank deposits out of State.....	.....	.....	.....	.....
Carriages and vehicles of every description.....	.....	9,210.00	.....	8,365.00
Household property (over and above exemption).....	.....	3,000.00	.....	3,350.00
Libraries .....	.....	1,000.00	.....	1,500.00
Furniture and fixtures.....	.....	11,725.00	.....	12,050.00
All other property.....	.....	1,775.00	.....	1,935.00
Bank stock or shares in any bank .....	.....	35,000.00	.....	51,400.00
Stock or shares in any corporation doing business in the State.....	.....	.....	.....	.....
Grand total valuation of county .....	.....	\$2,522,273.00	.....	\$2,694,757.00
Number of military polls.....	690	.....	800	.....

Reduction made by State Board of Equalization for 1904, \$13,604.00.

## CONEJOS.

## ABSTRACTS OF THE ASSESSMENT FOR THE YEARS 1903 AND 1904.

	1903		1904	
	No. of	Valuation	No. of	Valuation
Acres of agricultural land.....	92,568	\$ 512,555.00	93,865	\$ 563,911.00
Acres of grazing land.....	169,017	247,694.00	160,880	201,100.00
Acres of coal land.....	.....	.....	11,663	11,761.00
Acres of oil land.....	.....	.....	.....	.....
Acres of other mineral land and kind thereof.....	.....	.....	.....	.....
Improvements on lands and kind of land thereof.....	.....	163,726.00	.....	156,463.00
Improvements on public lands	.....	7,734.00	.....	7,993.00
Town and city lots.....	.....	96,963.00	.....	98,247.00
Improvements on town and city lots.....	.....	157,126.00	.....	176,904.00
Metalliferous mining claims...	.....	8,415.00	.....	11,240.00
Improvements on metalliferous mining claims.....	.....	7,060.00	.....	6,560.00
Pullman Car Co. and others...	.....	.....	.....	3,916.00
Miles of railroads, as returned by State Board of Assessors	74.25	513,448.00	74.25	517,450.00
Other railroad property.....	.....	6,059.00	.....	2,560.00
Miles of telegraph lines.....	74.25	8,700.00	74	10,566.00
Miles of telephone lines.....	106.9	6,066.00	10.65	24,680.00
Average value of merchandise	.....	80,766.00	.....	96,549.00
Average amount of capital em- ployed in manufactures.....	.....	.....	.....	3,712.00
Globe Express Co.....	.....	75.00	.....	.....
Horses .....	2,867	49,764.00	3,080	53,930.00
Mules .....	59	1,169.00	96	1,676.00
Asses .....	.....	.....	.....	.....
Cattle .....	6,706	100,301.00	7,863	116,423.00
Sheep .....	37,036	47,671.00	41,481	52,997.00
Swine .....	352	925.00	346	963.00
Goats .....	.....	.....	.....	.....
All other animals.....	205	338.00	146	305.00
Musical instruments.....	137	4,251.00	172	5,555.00
Clocks and watches.....	253	1,209.00	256	1,451.00
Jewelry, gold and silver plate, diamonds and other precious stones .....	.....	455.00	.....	570.00
Amount of money, credits, book accounts and other ac- counts not evidenced by writ- ing .....	.....	14,745.00	.....	11,300.00

CONEJOS—*Concluded.*

## ABSTRACTS OF THE ASSESSMENT FOR THE YEARS 1903 AND 1904.

	1903		1904	
	No. of	Valuation	No. of	Valuation
Cash value promissory notes, bonds, debentures and all other written evidence of indebtedness .....	.....	.....	.....	.....
Cash value of special privileges and franchises not included in other items.....	.....	.....	.....	.....
Average cash value bank deposits in State.....	.....	.....	.....	.....
Average cash value bank deposits out of State.....	.....	.....	.....	.....
Carriages and vehicles of every description.....	1,168	18,571.00	1,009	17,844.00
Household property (over and above exemption).....	.....	2,375.00	.....	7,080.00
Libraries .....	.....	.....	.....	.....
Furniture and fixtures.....	.....	.....	.....	.....
All other property.....	.....	24,535.00	.....	27,009.00
Bank stock or shares in any bank .....	.....	.....	.....	.....
Stock or shares in any corporation doing business in the State.....	.....	.....	.....	400.00
Grand total valuation of county .....	.....	\$2,089,371.00	.....	\$2,191,123.00
Number of military polls.....	1,463	.....	1,216	.....

Reduction made by State Board of Equalization for 1904, \$3,683.

## COSTILLA.

## ABSTRACTS OF THE ASSESSMENT FOR THE YEARS 1903 AND 1904.

	1903		1904	
	No. of	Valuation	No. of	Valuation
Acres of agricultural land.....	184,699	\$ 488,531.00	125,782	\$ 331,294.00
Acres of grazing land.....	776,357	121,797.00	67,561	113,668.00
Acres of coal land—mountain land .....	.....	.....	767,713	79,970.00
Acres of oil land.....	.....	.....	.....	.....
Acres of other mineral land and kind thereof.....	946	3,892.00	1,106.24	4,212.00
Improvements on lands and the kind of land thereof.....	.....	74,671.00	.....	76,773.00
Improvements on public lands. ....	.....	2,781.00	.....	2,498.00
Town and city lots.....	.....	19,175.00	.....	18,628.00
Improvements on town and city lots.....	.....	45,330.00	.....	37,900.00
Metalliferous mining claims....	.....	20,585.00	1,179	20,664.00
Improvements on metalliferous mining claims.....	.....	.....	.....	.....
Gross out-put from metalliferous mining claims.....	.....	.....	.....	.....
Miles of railroads, as returned by State Board of Assessors.	75.35	567,969.00	75.55	567,750.00
Other railroad property.....	.....	229.00	.....	229.00
Miles of telegraph lines.....	75.35	7,920.00	.....	9,326.00
Miles of telephone lines.....	.....	7,495.00	.....	9,610.00
Average value of merchandise. ....	.....	28,050.00	.....	28,445.00
Average amount of capital em- ployed in manufactures.....	.....	31,400.00	.....	18,400.00
Horses .....	2,070	32,253.00	1,957	33,984.00
Mules .....	95	1,995.00	96	1,980.00
Asses .....	.....	.....	1	20.00
Cattle .....	9,294	116,351.00	8,476	89,693.00
Sheep .....	17,296	22,834.00	17,893	22,397.00
Swine .....	229	707.00	215	771.00
Goats .....	1,291	1,604.00	1,261	1,581.00
All other animals.....	.....	.....	.....	.....
Musical instruments.....	44	1,750.00	39	1,545.00
Clocks and watches.....	32	228.00	104	314.00
Jewelry, gold and silver plate, diamonds and other precious stones .....	.....	.....	.....	.....
Amount of money, credits, book accounts and other ac- counts not evidenced by writing .....	.....	8,725.00	.....	3,775.00



COSTILLA—*Concluded.*

## ABSTRACTS OF THE ASSESSMENT FOR THE YEARS 1903 AND 1904.

	1903		1904	
	No. of	Valuation	No. of	Valuation
Cash value promissory notes, bonds, debentures and all other written evidence of indebtedness .....	.....	.....	.....	.....
Cash value of special privileges and franchises not included in other items.....	.....	.....	.....	.....
Average cash value bank deposits in State.....	.....	.....	.....	.....
Average cash value bank deposits out of State .....	.....	.....	.....	.....
Carriages and vehicles of every description .....	524	11,543.00	560	11,515.00
Household property (over and above exemption) .....	.....	75.00	.....	75.00
Libraries .....	.....	.....	.....	.....
Furniture and fixtures.....	.....	.....	.....	.....
All other property.....	.....	35,120.00	.....	28,973.00
Bank stock or shares in any bank .....	.....	.....	.....	.....
Stock or shares in any corporation doing business in the State .....	.....	75.00	.....	.....
Grand total valuation of county .....	.....	\$1,653,085.00	.....	\$1,515,990.00
Number of military polls.....	.....	592	.....	642

Reduction made by State Board of Equalization for 1904, \$7,785.00,

## CUSTER.

## ABSTRACTS OF THE ASSESSMENT FOR THE YEARS 1903 AND 1904.

	1903		1904	
	No. of	Valuation	No. of	Valuation
Acres of agricultural land.....	6,911	\$ 42,480.00	14,242	\$ 131,305.00
Acres of grazing land.....	88,452.5	195,260.00	84,644	123,055.00
Acres of coal land.....	.....	.....	.....	.....
Acres of oil land.....	.....	.....	.....	.....
Acres of other mineral land and kind thereof.....	2,685	28,560.00	.....	.....
Improvements on lands and the kind of land thereof.....	.....	164,015.00	.....	88,255.00
Improvements on public lands.	.....	6,630.00	.....	17,445.00
Town and city lots.....	.....	22,110.00	.....	21,305.00
Improvements on town and city lots.....	.....	54,565.00	.....	56,395.00
Metalliferous mining claims..	.....	.....	2,784	29,045.00
Improvements on metalliferous mining claims.....	.....	.....	.....	32,340.00
Gross output from metalliferous mining claims.....	.....	4,920.00	.....	26,430.00
Miles of railroads, as returned by State Board of Assessors	12.89	92,447.00	12.89	93,455.00
Other railroad property.....	.....	24,105.00	.....	19,979.00
Miles of telegraph lines.....	12.89	1,289.00	12.89	1,895.00
Miles of telephone lines.....	.....	5,687.00	.....	7,695.00
Average value of merchandise	.....	22,140.00	.....	21,680.00
Average amount of capital em- ployed in manufactures.....	.....	2,430.00	.....	400.00
Horses .....	1,713	28,900.00	1,721	30,265.00
Mules .....	16	270.00	23	495.00
Asses .....	.....	.....	.....	.....
Cattle .....	9,727	88,190.00	10,706	110,530.00
Sheep .....	40	80.00	331	505.00
Swine .....	118	275.00	101	275.00
Goats .....	.....	.....	.....	.....
All other animals.....	.....	.....	.....	.....
Musical instruments.....	58	2,825.00	67	3,170.00
Clocks and watches.....	23	360.00	21	290.00
Jewelry, gold and silver plate, diamonds and other precious stones .....	.....	.....	.....	.....
Amount of money, credits, book accounts and other ac- counts not evidenced by writ- ing .....	.....	30,600.00	.....	32,360.00

CUSTER—*Concluded.*

## ABSTRACTS OF THE ASSESSMENT FOR THE YEARS 1903 AND 1904.

	1903		1904	
	No. of	Valuation	No. of	Valuation
Cash value promissory notes, bonds, debentures and all other written evidence of indebtedness .....	.....	.....	.....	.....
Cash value of special privileges and franchises not included in other items.....	.....	.....	.....	.....
Average cash value bank deposits in State.....	.....	.....	.....	.....
Average cash value bank deposits out of State.....	.....	.....	.....	.....
Carriages and vehicles of every description.....	555	10,330.00	548	10,610.00
Household property (over and above exemption).....	.....	300.00	.....	170.00
Libraries .....	.....	.....	.....	.....
Furniture and fixtures.....	.....	.....	.....	.....
All other property.....	.....	6,243.00	.....	10,650.00
Bank stock or shares in any bank .....	.....	.....	.....	25.00
Stock or shares in any corporation doing business in the state .....	.....	.....	.....	.....
Grand total valuation of county .....	.....	835,011.00	.....	870,004.00
Number of military polls... ..	.....	241.00	.....	276.00

Reduction made by State Board of Equalization for 1904, \$7,587.

## DELTA.

## ABSTRACTS OF THE ASSESSMENT FOR THE YEARS 1903 AND 1904.

	1903		1904	
	No. of	Valuation	No. of	Valuation
Acres of agricultural land ....	64,461	\$ 567,967.00	52,559	\$ 651,432.00
Acres of grazing land .....	55,625	73,028.00	69,328	86,660.00
Acres of coal land .....	2,460	24,600.00	3,963.45	79,260.00
Acres of oil land .....	.....	.....	.....	.....
Acres of other mineral land and kind thereof.....	.....	.....	.....	.....
Improvements on lands and the kind of land thereof.....	.....	215,985.00	.....	221,070.00
Improvements on public lands. ....	.....	4,630.00	.....	3,400.00
Town and city lots.....	.....	140,201.00	.....	150,142.00
Improvements on town and city lots .....	.....	273,633.00	.....	325,585.00
Metalliferous mining claims ...	.....	.....	.....	.....
Improvements on metalliferous mining claims .....	.....	.....	.....	.....
Gross out-put from Metallife- rous mining claims .....	.....	.....	.....	.....
Miles of railroads, as returned by state board of assessors..	71.25	445,779.00	71.25	488,700.00
Other railroad property .....	.....	3,519.00	.....	3,562.00
Miles of telegraph lines.....	73.60	7,970.00	73.60	8,961.00
Miles of telephone lines .....	64.96	8,386.00	134.70	24,915.00
Average value of merchandise. ....	.....	147,175.00	.....	145,865.00
Average amount of capital em- ployed in manufactures .....	.....	13,782.00	.....	16,530.00
Horses .....	4,305	88,869.00	4,515	96,135.00
Mules .....	128	3,139.00	137	3,250.00
Asses .....	.....	.....	.....	.....
Cattle .....	18,528	181,088.00	19,671	209,847.00
Sheep .....	8,503	11,546.00	7,433	10,260.00
Swine .....	897	3,139.00	1,411	4,482.00
Goats .....	.....	.....	.....	.....
All other animals .....	2,865	5,951.00	285	525.00
Musical instruments .....	220	13,490.00	255	18,785.00
Clocks and watches .....	115	871.00	55	520.00
Jewelry, gold and silver plate, diamonds and other precious stones .....	.....	140.00	.....	35.00
Amount of money, credits, book accounts and other ac- counts not evidenced by writing .....	.....	6,575.00	.....	3,950.00

DELTA—*Concluded.*

## ABSTRACTS OF THE ASSESSMENT FOR THE YEARS 1903 AND 1904.

	1903		1904	
	No. of	Valuation	No. of	Valuation
Cash value promissory notes, bonds, debentures and all other written evidence of indebtedness .....	.....	.....	.....	.....
Cash value of special privileges and franchises not included in other items.....	.....	.....	.....	.....
Average cash value bank deposits in state .....	.....	.....	.....	.....
Average cash value bank deposits out of state.....	.....	.....	.....	.....
Carriages and vehicles of every description .....	1,731	40,249.00	1,847	42,145.00
Household property, over and above exemption .....	.....	1,250.00	.....	2,200.00
Libraries .....	.....	.....	.....	6,379.00
Furniture and fixtures.....	.....	8,025.00	.....	15,710.00
All other property.....	.....	23,022.00	.....	16,830.00
Bank stock or shares in any bank .....	.....	53,702.00	.....	57,900.00
Stock or shares in any corporation doing business in the state .....	.....	.....	.....	.....
Grand total valuation of county .....	.....	\$2,367,711.00	.....	\$2,695,035.00
Number of military polls.....	465	.....	811	.....

Reduction made by state board of equalization for 1904, \$4,116.

## DENVER.

## ABSTRACTS OF THE ASSESSMENT FOR THE YEARS 1903 AND 1904.

	1903		1904	
	No. of	Valuation	No. of	Valuation
Acres of agricultural land.....	10,445.80	\$2,307,775.00	10,307	\$2,501,915.00
Acres of grazing land.....	.....	.....	.....	.....
Acres of coal land.....	.....	.....	.....	.....
Acres of oil land.....	.....	.....	.....	.....
Acres of other mineral land and kind thereof.....	.....	.....	.....	.....
Improvements on lands and the kind of land thereof.....	.....	1,701,815.00	391	1,537,760.00
Improvements on public lands	.....	.....	.....	.....
Town and city lots.....	202,564	51,270,330.00	202,284	52,173,575.00
Improvements on town and city lots.....	34,460	27,406,365.00	35,929	28,336,825.00
Metalliferous mining claims....	.....	.....	.....	.....
Improvements on metalliferous mining claims.....	.....	.....	.....	.....
Gross out-put from metalliferous mining claims.....	.....	.....	.....	.....
Miles of railroads, as returned by state board of assessors,			10.43	
leased .....	59.75	587,310.00	56.09	659,824.00
Other railroad property.....	.....	12,265.00	.....	10,829.00
Miles of telegraph lines.....	.....	7,030.00	.....	19,278.00
Miles of telephone lines.....	.....	747,045.00	.....	767,810.00
Average value of merchandise	.....	6,967,405.00	.....	8,508,390.00
Average amount of capital em- ployed in manufactures.....	.....	.....	.....	.....
Horses .....	9,600	334,430.00	10,137	400,580.00
Mules .....	146	5,250.00	158	6,335.00
Asses .....	.....	.....	.....	.....
Cattle .....	4,184	94,425.00	4,594	111,925.00
Sheep .....	400	800.00	420	4,325.00
Swine .....	182	530.00	174	800.00
Goats .....	.....	.....	.....	.....
All other animals.....	195	1,600.00	349	2,960.00
Musical instruments.....	11,863	887,325.00	13,641	1,143,775.00
Clocks and watches.....	11,239	169,650.00	10,705	207,315.00
Jewelry, gold and silver plate, diamonds and other precious stones .....	.....	296,495.00	.....	356,905.00
Amount of money, credits, book accounts and other accounts not evidenced by writing....	.....	3,000,050.00	.....	2,570,500.00



DENVER—*Concluded.*

## ABSTRACTS OF THE ASSESSMENT FOR THE YEARS 1903 AND 1904.

	1903		1904	
	No. of	Valuation	No. of	Valuation
Cash value promissory notes, bonds, debentures and all other written evidence of indebtedness .....	.....	.....	.....	.....
Cash value of special privileges and franchises not included in other items.....	.....	46,640.00	.....	64,840.00
Average cash value bank deposits in state.....	.....	.....	.....	.....
Average cash value bank deposit out of state.....	.....	.....	.....	.....
Carriages and vehicles of every description .....	13,550	386,595.00	8,900	400,455.00
Household property (over and above exemption) .....	.....	1,387,740.00	.....	1,588,395.00
Bicycles .....	.....	.....	4,169	44,165.00
Furniture and fixtures.....	.....	1,529,390.00	.....	1,789,095.00
All other property.....	.....	8,533,045.00	.....	6,967,470.00
Bank stock or shares in any bank .....	.....	2,500,050.00	.....	2,680,360.00
Stock or shares in any corporation doing business in the state .....	.....	.....	.....	.....
Grand total valuation of county .....	.....	\$110,181,335.00	.....	\$112,856,406.00
Number of military polls.....	.....	.....	.....	.....

Reduction made by State Board of Equalization for 1904 \$80,200.

## DOLORES.

## ABSTRACTS OF THE ASSESSMENT FOR THE YEARS 1903 AND 1904.

	1903		1904	
	No. of	Valuation	No. of	Valuation
Acres of agricultural land .....	560	\$ 3,360.00	648	\$ 3,888.00
Acres of grazing land .....	9,925	20,584.00	3,772	4,715.00
Acres of coal land .....	560	5,600.00	560	5,600.00
Acres of oil land .....	.....	.....	7,021	17,551.00
Acres of other mineral land and kind thereof .....	186	3,720.00	.....	.....
Improvements on lands and the kind of land thereof .....	.....	4,275.00	.....	3,550.00
Improvements on public lands. ....	.....	10,170.00	.....	6,290.00
Town and city lots of Rico....	.....	73,856.00	.....	71,835.00
Improvements on town and city lots .....	.....	67,125.00	.....	67,025.00
Metalliferous mining claims ..	.....	50,025.00	.....	95,550.00
Improvements on metalliferous mining claims .....	.....	33,109.00	.....	36,653.00
Gross out-put from metalliferous mining claims.....	.....	38,000.00	.....	44,372.00
Miles of railroads, as returned by State Board of Assessors	22.07	110,350.00	22.07	110,350.00
Other railroad property .....	.....	.....	.....	885.00
Miles of telegraph lines .....	.....	1,925.00	.....	2,639.00
Miles of telephone lines .....	15	320.00	.....	.....
Average value of merchandise. ....	.....	19,875.00	.....	16,350.00
Average amount of capital em- ployed in manufactures.....	.....	33,400.00	.....	23,500.00
Horses .....	353	6,415.00	270	6,860.00
Mules .....	18	450.00	28	700.00
Asses .....	47	235.00	65	325.00
Cattle .....	1,347	20,388.00	1,368	20,813.00
Sheep .....	13	32.00	13	32.00
Swine .....	2	10.00	.....	.....
Goats .....	.....	.....	.....	.....
All other animals .....	.....	.....	.....	.....
Musical instruments .....	27	1,465.00	38	1,470.00
Clocks and watches .....	52	592.00	42	472.00
Jewelry, gold and silver plate, diamonds and other precious stones .....	.....	55.00	.....	65.00
Amount of money, credits, book accounts and other ac- counts not evidenced by writing .....	.....	3,165.00	.....	2,700.00

DOLORES—*Concluded.*

## ABSTRACTS OF THE ASSESSMENT FOR THE YEARS 1903 AND 1904.

	1903		1904	
	No. of	Valuation	No. of	Valuation
Cash value promissory notes, bonds, debentures and all other written evidence of indebtedness .....	.....	.....	.....	.....
Cash value of special privileges and franchises not included in other items.....	.....	.....	.....	.....
Average cash value bank deposits in state .....	.....	.....	.....	.....
Average cash value bank deposits out of state.....	.....	.....	.....	.....
Carriages and vehicles of every description .....	82	1,917.00	91	2,060.00
Household property (over and above exemption) .....	.....	500.00	.....	.....
Libraries .....	.....	.....	.....	.....
Furniture and fixtures .....	}	6,140.00	}	5,470.00
All other property.....				
Bank stock or shares in any bank .....	.....	5,000.00	.....	5,000.00
Stock or shares in any corporation doing business in the state .....	.....	.....	.....	.....
Grand total valuation of county .....	.....	\$ 522,058.00	.....	\$ 556,720.00
Number of military polls.....	219	.....	204	.....

Reduction made by State Board of Equalization for 1904, \$176.00.

## DOUGLAS.

## ABSTRACTS OF THE ASSESSMENT FOR THE YEARS 1903 AND 1904.

	1903		1904	
	No. of	Valuation	No. of	Valuation
Acres of agricultural land.....	323,818	\$ 671,235.00	342,527	\$ 652,060.00
Acres of grazing land .....				
Acres of coal land .....				
Acres of oil land .....				
Acres of other mineral land and kind thereof.....				
Improvements on lands and the kind of land thereof.....		241,985.00		347,520.00
Improvements on public lands. ....		5,875.00		240.00
Town and city lots.....		90,090.00		96,350.00
Improvements on town and city lots .....		53,300.00		51,800.00
Metalliferous mining claims....				
Improvements on metalliferous mining claims .....				
Gross out-put from metalliferous mining claims.....				
Miles of railroads, as returned by State Board of Assessors..		1,469,206.00		1,557,416.00
Other railroad property.....		27,184.00		
Miles of telegraph lines .....		23,970.00		
Miles of telephone lines .....		18,505.00		
Average value of merchandise. ....		19,560.00		23,565.00
Average amount of capital em- ployed in manufactures.....		7,910.00		4,650.00
Horses .....	2,344	58,745.00	2,473	65,750.00
Mules .....			32	1,170.00
Asses .....				
Cattle .....	15,596	202,670.00	15,657	207,170.00
Sheep .....	29	60.00	125	200.00
Swine .....	571	2,535.00	609	2,735.00
Goats .....				
All other animals.....	7	240.00	3	105.00
Musical instruments .....	87	3,640.00	122	5,625.00
Clocks and watches .....	66	700.00	84	835.00
Jewelry, gold and silver plate, diamonds and other precious stones .....		150.00		120.00
Amount of money, credits, book accounts and other ac- counts not evidenced by writing .....		26,925.00		10,330.00

DOUGLAS—*Concluded.*

## ABSTRACTS OF THE ASSESSMENT FOR THE YEARS 1903 AND 1904.

	1903		1904	
	No. of	Valuation	No. of	Valuation
Cash value promissory notes, bonds, debentures and all other written evidence of indebtedness .....	.....	.....	.....	.....
Cash value of special privileges and franchises not included in other items.....	.....	.....	.....	.....
Average cash value bank deposits in state .....	.....	.....	.....	.....
Average cash value bank deposits out of state .....	.....	.....	.....	.....
Carriages and vehicles of every description .....	845	16,520.00	799	15,225.00
Household property (over and above exemption) .....	.....	500.00	.....	450.00
Libraries .....	.....	.....	.....	.....
Furniture and fixtures .....	.....	.....	.....	.....
All other property .....	.....	38,506.00	.....	18,225.00
Bank stock or shares in any bank .....	.....	.....	.....	13,350.00
Stock or shares in any corporation doing business in the state .....	.....	100.00	.....	.....
Grand total valuation of county .....	.....	<u>\$2,977,111.00</u>	.....	<u>\$3,074,891.00</u>
Number of military polls.....	317	.....	320	.....
Reduction made by State Board of Equalization for 1904, \$31,562.				

## EAGLE.

## ABSTRACTS OF THE ASSESSMENT FOR THE YEARS 1903 AND 1904.

	1903		1904	
	No. of	Valuation	No. of	Valuation
Acres of agricultural land....	13,399	\$ 146,592.00	14,655	\$ 145,945.00
Acres of grazing land.....	40,475	75,079.00	40,922	81,122.00
Acres of coal land.....	.....	.....	.....	.....
Acres of oil land.....	.....	.....	.....	.....
Acres of other mineral land and kind thereof.....	.....	.....	.....	.....
Improvements on lands and the kind of land thereof....	.....	53,630.00	.....	56,355.00
Improvements on public lands	.....	5,530.00	.....	7,510.00
Town and city lots.....	.....	28,343.00	.....	31,426.00
Improvements on town and city lots .....	.....	66,950.00	.....	69,420.00
Metalliferous mining claims...	.....	87,721.00	.....	89,796.00
Improvements on metalliferous mining claims.....	.....	21,455.00	.....	22,267.00
Gross out-put from metalliferous mining claims.....	.....	9,484.00	.....	6,348.00
Miles of railroads, as returned by state board of assessors	87.54	983,973.00	.....	955,530.00
Other railroad property.....	.....	17,730.00	.....	25,651.00
Miles of telegraph lines.....	.....	10,152.00	.....	12,290.00
Miles of telephone lines.....	.....	9,468.00	.....	15,160.00
Average value of merchandise	.....	35,668.00	.....	39,182.00
Average amount of capital em- ployed in manufactures.....	.....	.....	.....	.....
Horses .....	2,131	45,363.00	2,009	50,363.00
Mules .....	20	408.00	13	235.00
Asses .....	.....	.....	.....	.....
Cattle .....	14,971	160,455.00	14,469	153,045.00
Sheep .....	21,129	31,748.00	10,774	14,348.00
Swine .....	141	675.00	171	860.00
Goats .....	.....	.....	.....	.....
All other animlas .....	40	103.00	50	142.00
Musical instruments.....	90	6,015.00	89	6,370.00
Clocks and watches.....	90	655.00	157	1,302.00
Jewelry, gold and silver plate, diamonds and other precious stones .....	.....	.....	.....	.....
Amount of money, credits, book accounts and other accounts not evidenced by writing....	.....	6,211.00	.....	7,350.00



EAGLE—*Concluded.*

## ABSTRACTS OF THE ASSESSMENT FOR THE YEARS 1903 AND 1904.

	1903		1904	
	No. of	Valuation	No. of	Valuation
Cash value promissory notes, bonds, debentures and all other written evidence of indebtedness .....	.....	.....	.....	.....
Cash value of special privileges and franchises not included in other items.....	.....	.....	.....	.....
Average cash value bank deposits in state.....	.....	.....	.....	.....
Average cash value bank deposits out of state.....	.....	.....	.....	.....
Carriages and vehicles of every description .....	506	9,647.00	489	9,515.00
Household property (over and above exemption) .....	.....	1,425.00	.....	1,450.00
Libraries .....	.....	.....	.....	.....
Furniture and fixtures.....	.....	.....	.....	.....
All other property.....	.....	27,760.00	.....	24,374.00
Bank stock or shares in any bank .....	.....	.....	.....	.....
Stock or shares in any corporation doing business in the state .....	.....	.....	.....	150.00
Grand total valuation of county .....	.....	\$1,842,240.00	.....	\$1,827,506.00
Number of military polls.....	525	.....	593	.....

Reduction made by State Board of Equalization for 1904, \$4,385.

## ELBERT.

## ABSTRACTS OF THE ASSESSMENT FOR THE YEARS 1903 AND 1904.

	1903		1904	
	No. of	Valuation	No. of	Valuation
Acres of agricultural land ....	23,346	\$ 70,038.00	23,346	\$ 78,634.00
Acres of grazing land .....	700,469	595,152.00	690,926	690,926.00
Acres of coal land .....	.....	.....	.....	.....
Acres of oil land .....	.....	.....	.....	.....
Acres of other mineral land and kind thereof.....	.....	.....	.....	.....
Improvements on lands and the kind of land thereof.....	.....	82,485.00	.....	85,450.00
Improvements on public lands. ....	.....	6,575.00	.....	4,510.00
Town and city lots.....	.....	7,200.00	.....	7,220.00
Improvements on town and city lots .....	.....	23,865.00	.....	23,260.00
Metalliferous mining claims....	.....	.....	.....	.....
Improvements on metalliferous mining claims .....	.....	.....	.....	.....
Gross out-put from metalliferous mining claims.....	.....	.....	.....	.....
Miles of railroads, as returned by the state board of as- sessors .....	83.18	1,032,221.00	111.61	1,070,867.00
Other railroad property.....	.....	17,387.00	.....	18,489.00
Miles of telegraph lines .....	83.18	11,157.00	.....	13,377.00
Miles of telephone lines .....	.....	.....	.....	.....
Average value of merchandise .....	.....	20,650.00	.....	17,000.00
Average amount of capital em- ployed in manufactures .....	.....	.....	.....	.....
Horses .....	2,885	58,820.00	2,330	81,180.00
Mules .....	88	2,095.00	65	2,700.00
Asses .....	.....	.....	.....	.....
Cattle .....	17,971	272,835.00	16,044	174,030.00
Sheep .....	28,300	54,400.00	31,030	46,430.00
Swine .....	331	1,325.00	367	1,780.00
Goats .....	.....	.....	.....	.....
All other animals .....	.....	.....	.....	.....
Musical instruments .....	.....	1,490.00	.....	2,740.00
Clocks and watches.....	.....	820.00	.....	,770.00
Jewelry, gold and silver plate, diamonds and other precious stones .....	.....	.....	.....	.....
Amount of money, credits, book accounts and other ac- counts not evidenced by writing .....	.....	8,200.00	.....	7,000.00

ELBERT—*Concluded.*

## ABSTRACTS OF THE ASSESSMENT FOR THE YEARS 1903 AND 1904.

	1903		1904	
	No. of	Valuation	No. of	Valuation
Cash value promissory notes, bonds, debentures and all other written evidence of indebtedness .....	.....	.....	.....	.....
Cash value of special privileges and franchises not included in other items.....	.....	.....	.....	.....
Average cash value bank deposits in state .....	.....	.....	.....	.....
Average cash value bank deposits out of state.....	.....	.....	.....	.....
Carriages and vehicles of every description .....	.....	11,490.00	.....	10,480.00
Household property (over and above exemption) .....	.....	.....	.....	.....
Libraries .....	.....	.....	.....	.....
Furniture and fixtures .....	.....	.....	.....	.....
All other property.....	.....	6,130.00	.....	2,020.00
Bank stock or shares in any bank .....	.....	.....	.....	.....
Stock or shares in any corporation doing business in the state .....	.....	.....	.....	.....
Grand total valuation of county .....	.....	\$2,284,335.00	.....	\$2,338,863.00
Number of military polls.....	340	.....	390	.....

Reduction made by State Board of Equalization for 1904, \$1,831.

## EL PASO.

## ABSTRACTS OF THE ASSESSMENT FOR THE YEARS 1903 AND 1904.

	1903		1904	
	No. of	Valuation	No. of	Valuation
Acres of agricultural land.....	79,102	\$ 637,220.00	79,105.93	\$ 608,860.00
Acres of grazing land.....	505,498	853,110.00	515,195.84	859,320.00
Acres of coal land .....	850	42,500.00	1,063.44	42,950.00
Acres of oil land.....	.....	.....	.....	.....
Acres of other mineral land and kind thereof.....	.....	.....	739.24	4,640.00
Improvements on lands and the kind of land thereof.....	.....	1,314,750.00	.....	1,338,070.00
Improvements on public lands .....	.....	16,750.00	.....	.....
Town and city lots.....	.....	6,482,890.00	.....	6,518,580.00
Improvements on town and city lots .....	.....	6,857,670.00	.....	7,001,390.00
Metalliferous mining claims..	.....	4,330.00	.....	.....
Improvements on metalliferous mining claims.....	.....	100.00	.....	.....
Gross out-put from metalliferous mining claims.....	.....	.....	.....	.....
Miles of railroads, as returned by state board of assessors .....	.....	3,420,613.00	316.80	3,711,521.00
Other railroad property .....	.....	55,884.00	.....	.....
Miles of telegraph lines.....	1,424	46,669.00	.....	.....
Miles of telephone lines.....	.....	156,728.00	.....	.....
Average value of merchandise .....	.....	1,213,720.00	.....	1,175,930.00
Average amount of capital em- ployed in manufactures.....	.....	.....	.....	.....
Horses .....	6,136	158,010.00	5,884	145,370.00
Mules .....	254	6,980.00	234	6,280.00
Asses .....	.....	.....	.....	.....
Cattle .....	26,613	368,500.00	27,032	321,510.00
Sheep .....	32,240	48,170.00	29,005	43,560.00
Swine .....	711	2,600.00	593	2,100.00
Goats .....	.....	.....	.....	.....
All other animals.....	319	810.00	637	2,530.00
Musical instruments .....	1,306	87,320.00	1,580	102,400.00
Clocks and watches.....	1,239	22,190.00	1,096	19,380.00
Jewelry, gold and silver plate, diamonds and other precious stones .....	.....	47,130.00	.....	45,020.00
Amount of money, credits, book accounts and other accounts not evidenced by writing.....	.....	55,800.00	.....	46,320.00

EL PASO—*Concluded.*

## ABSTRACTS OF THE ASSESSMENT FOR THE YEARS 1903 AND 1904.

	1903		1904	
	No. of	Valuation	No. of	Valuation
Cash value promissory notes, bonds, debentures and all other written evidence of indebtedness .....	.....	111,910.00	.....	96,150.00
Cash value of special privileges and franchises not included in other items.....	.....	317,000.00	.....	281,500.00
Average cash value bank deposits in state.....	.....	246,850.00	.....	188,060.00
Average cash value bank deposits out of state.....	.....	.....	.....	.....
Carriages and vehicles of every description .....	2,974	91,460.00	3,060	101,010.00
Household property (over and above exemption) .....	.....	246,940.00	.....	238,010.00
Libraries .....	.....	15,500.00	.....	.....
Furniture and fixtures.....	.....	197,830.00	.....	226,750.00
All other property.....	.....	370,630.00	.....	406,410.00
Bank stocks or shares in any bank .....	.....	778,000.00	.....	721,580.00
Stock or shares in any corporation doing business in the state .....	.....	.....	.....	.....
Grand total valuation of county .....	.....	\$24,270,564.00	.....	\$24,255,201.00
Number of military polls.....	4,393	.....	5,150	.....

Reduction made by State Board of Equalization for 1904, \$96,921.

## FREMONT.

## ABSTRACTS OF THE ASSESSMENT FOR THE YEARS 1903 AND 1904.

	1903		1904	
	No of	Valuation	No of	Valuation
Acres of agricultural land .....	29,992	\$ 476,113.00	30,052	\$ 497,537.00
Acres of grazing land .....	122,970	213,320.00	125,420	205,180.00
Acres of coal land .....	16,760	348,800.00	16,500	346,800.00
Acres of oil land.....	6,450	129,000.00	6,760	129,000.00
Acres of other mineral land and kind thereof.....	3,009	9,027.00	3,168	9,608.00
Improvements on lands and the kind of land thereof.....		554,405.00		565,700.00
Improvements on public lands .....		7,040.00		5,825.00
Town and city lots.....		1,018,028.00		1,015,650.00
Improvements on town and city lots .....		813,185.00		836,395.00
Metalliferous mining claims....	2,113	31,695.00	2,257	31,700.00
Improvements on metalliferous mining claims .....		1,600.00		1,600.00
Gross out-put from metalliferous mining claims.....				
Miles of railroads, as returned by the state board of as- sessors .....	143.85	1,668,697.00		1,704,173.00
Other railroad property.....		43,901.00		38,207.00
Miles of telegraph lines .....		18,493.00		24,902.00
Miles of telephone lines, Pull- man Co. ....		18,771.00		8,520.00 35,150.00
Average value of merchandise. ....		164,235.00		153,750.00
Average amount of capital em- ployed in manufactures.....		461,700.00		473,070.00
Horses .....	2,791	56,153.00	2,629	56,665.00
Mules .....	147	5,070.00	144	4,185.00
Asses .....				
Cattle .....	11,854	115,750.00	12,072	130,790.00
Sheep .....				
Swine .....	198	960.00	156	560.00
Goats .....				
All other animals.....	25	190.00	41	330.00
Musical instruments .....	425	20,880.00	436	20,845.00
Clocks and watches .....	207	2,450.00	145	1,985.00
Jewelry, gold and silver plate, diamonds and other precious stones .....		1,530.00		1,450.00



## ABSTRACTS OF THE ASSESSMENT FOR THE YEARS 1903 AND 1904.

	1903		1904	
	No. of	Valuation	No. of	Valuation
Amount of money, credits, book accounts and other accounts not evidenced by writing .....				
Cash value promissory notes, bonds, debentures and all other written evidence of indebtedness .....		40,120.00		35,975.00
Cash value of special privileges and franchises not included in other items.....				
Average cash value bank deposits in state.....				
Average cash value bank deposits out of state.....				
Carriages and vehicles of every description .....	1,311	28,010.00	1,269	26,940.00
Household property (over and above exemption) .....		6,975.00		7,500.00
Libraries .....		2,500.00		2,800.00
Furniture and fixtures .....		16,200.00		16,450.00
All other property .....		28,010.00		41,102.00
Bank stock or shares in any bank .....		62,000.00		62,400.00
Stock or shares in any corporation doing business in the state .....				
Grand total valuation of county .....		\$6,364,810.00		\$6,492,744.00
Number of military polls...	1,413		1,629	

Reduction made by State Board of Equalization for 1904, \$55,857.

## GARFIELD.

## ABSTRACTS OF THE ASSESSMENT FOR THE YEARS 1903 AND 1904.

	1903		1904	
	No. of	Valuation	No. of	Valuation
Acres of agricultural land.....	32,654	\$ 317,350.00	28,381	\$ 337,400.00
Acres of grazing land.....	106,970	142,465.00	107,491	144,875.00
Acres of coal land.....	3,080	148,210.00	3,094	148,160.00
Acres of oil land.....	.....	.....	.....	.....
Acres of other mineral land and kind thereof.....	41	150.00	165	275.00
Improvements on lands and the kind of land thereof.....	.....	135,530.00	.....	202,580.00
Improvements on public lands	.....	6,750.00	.....	7,170.00
Town and city lots.....	.....	238,065.00	.....	244,565.00
Improvements on town and city lots .....	.....	381,205.00	.....	341,910.00
Metalliferous mining claims...	.....	.....	.....	.....
Improvements on metalliferous mining claims .....	.....	.....	.....	.....
Gross out-put from metalliferous mining claims.....	.....	.....	.....	.....
Miles of railroads, as returned by state board of assessors .....	.....	1,580,419.00	.....	1,500,777.00
Other railroad property.....	.....	.....	.....	.....
Miles of telegraph lines.....	.....	.....	.....	.....
Miles of telephone lines.....	.....	.....	.....	.....
Average value of merchandise	.....	136,040.00	.....	139,135.00
Average amount of capital em- ployed in manufactures.....	.....	.....	.....	.....
Horses .....	3,194	74,465.00	3,724	96,165.00
Mules .....	81	2,430.00	85	2,315.00
Asses .....	.....	.....	.....	.....
Cattle .....	22,417	200,540.00	22,907	229,070.00
Sheep .....	30	100.00	250	460.00
Swine .....	454	2,065.00	578	2,790.00
Goats .....	.....	.....	.....	.....
All other animals.....	.....	.....	.....	360.00
Musical instruments .....	88	3,460.00	94	4,215.00
Clocks and watches.....	.....	.....	.....	.....
Jewelry, gold and silver plate, diamonds and other precious stones .....	.....	310.00	.....	300.00
Amount of money, credits, book accounts and other accounts not evidenced by writing....	.....	6,430.00	.....	13,295.00

GARFIELD—*Concluded.*

## ABSTRACTS OF THE ASSESSMENT FOR THE YEARS 1903 AND 1904.

	1903		1904	
	No. of	Valuation	No. of	Valuation
Cash value promissory notes, bonds, debentures and all other written evidence of indebtedness .....	.....	.....	.....	.....
Cash value of special privileges and franchises not included in other items.....	.....	.....	.....	.....
Average cash value bank deposits in state.....	.....	.....	.....	.....
Average cash value bank deposits out of state.....	.....	.....	.....	.....
Carriages and vehicles of every description .....	1,085	26,385.00	1,249	26,130.00
Household property (over and above exemption) .....	.....	2,350.00	.....	6,250.00
Libraries .....	.....	.....	.....	.....
Furniture and fixtures.....	.....	19,180.00	.....	18,815.00
All other property.....	.....	96,515.00	.....	79,140.00
Bank stock or shares in any bank .....	.....	31,600.00	.....	35,470.00
Stock or shares in any corporation doing business in the state .....	.....	.....	.....	.....
Grand total valuation of county .....	.....	\$3,551,954.00	.....	\$3,581,622.00
Number of military polls.....	330	.....	616	.....

Reduction made by State Board of Equalization for 1904, \$16,573.

## GILPIN.

## ABSTRACTS OF THE ASSESSMENT FOR THE YEARS 1903 AND 1904.

	1903		1904	
	No. of	Valuation	No. of	Valuation
Acres of agricultural land .....	4,533	\$ 7,650.00	4,533	\$ 7,650.00
Acres of grazing land .....	14,327	26,865.00	14,327	28,455.00
Acres of coal land .....	.....	.....	.....	.....
Acres of oil land .....	.....	.....	.....	.....
Acres of other mineral land and kind thereof .....	2,040	8,850.00	.....	42,100.00
Improvements on lands and the kind of land thereof.....	.....	8,975.00	.....	11,295.00
Improvements on public lands. ....	.....	115,005.00	.....	91,120.00
Town and city lots.....	.....	10,174.00	.....	9,949.00
Improvements on town and city lots .....	.....	892,965.00	.....	941,280.00
Metalliferous mining claims....	.....	601,073.00	.....	517,029.00
Improvements on metalliferous mining claims .....	.....	326,700.00	.....	343,425.00
Gross out-put from metalliferous mining claims.....	.....	.....	.....	.....
Miles of railroads, as returned by State Board of Assessors.	11.81	133,535.00	11.81	134,634.00
Other railroad property.....	.....	662.00	.....	50,000.00
Miles of telegraph lines.....	.....	1,210.00	.....	1,911.00
Miles of telephone lines .....	.....	9,664.00	.....	15,095.00
Average value of merchandise. ....	.....	181,705.00	.....	181,500.00
Average amount of capital em- ployed in manufactures.....	.....	4,025.00	.....	.....
Horses .....	596	20,875.00	549	19,700.00
Mules .....	13	470.00	13	450.00
Wells Fargo & Co. Express.....	.....	.....	.....	827.00
Cattle .....	429	7,955.00	451	8,210.00
Sheep .....	.....	.....	.....	.....
Swine .....	.....	.....	.....	.....
Goats .....	.....	.....	.....	.....
All other animals.....	.....	.....	.....	.....
Musical instruments .....	109	8,160.00	100	7,630.00
Clocks and watches .....	.....	420.00	.....	220.00
Jewelry, gold and silver plate, diamonds and other precious stones .....	.....	1,750.00	.....	550.00
Amount of money, credits, book accounts and other ac- counts not evidenced by writ- ing .....	.....	.....	.....	250.00

GILPIN—*Concluded.*

## ABSTRACTS OF THE ASSESSMENT FOR THE YEARS 1903 AND 1904.

	1903		1904	
	No. of	Valuation	No. of	Valuation
Cash value promissory notes, bonds, debentures and all other written evidence of indebtedness .....	.....	.....	.....	.....
Cash value of special privileges and franchises not included in other items.....	.....	.....	.....	.....
Average cash value bank deposits in state .....	.....	.....	.....	.....
Average cash value bank deposits out of state.....	.....	.....	.....	.....
Carriages and vehicles of every description .....	345	12,128.00	320	11,385.00
Household property (over and above exemption) .....	.....	1,300.00	.....	2,600.00
Libraries .....	.....	.....	.....	.....
Furniture and fixtures.....	.....	5,515.00	.....	4,750.00
All other property.....	.....	58,010.00	.....	6,425.00
Bank stock or shares in any bank .....	.....	88,250.00	.....	110,000.00
Stock or shares in any corporation doing business in the state .....	.....	.....	.....	.....
Grand total valuation of county .....	.....	\$2,533,891.00	.....	\$2,543,440.00
Number of military polls....	223	.....	.....	.....
Reduction made by State Board of Equalization for 1904, \$3,186.00.				

## GRAND.

## ABSTRACTS OF THE ASSESSMENT FOR THE YEARS 1903 AND 1904.

	1903		1904	
	No. of	Valuation	No. of	Valuation
Acres of agricultural land.....	12,080	\$ 60,400.00	14,000	\$ 70,000.00
Acres of grazing land.....	59,435	71,622.00	20,342	98,352.00
Acres of coal land.....				
Acres of oil land.....				
Acres of other mineral land and kind thereof.....				
Improvements on lands and the kind of land thereof.....		31,175.00		33,006.00
Improvements on public lands		3,630.00		4,934.00
Town and city lots.....		12,050.00		13,080.00
Improvements on town and city lots .....		15,570.00		19,895.00
Metalliferous mining claims..				
Improvements on metalliferous mining claims .....				
Gross out-put from metalliferous mining claims.....				
Miles of railroads, as returned by state board of assessors..				
Other railroad property.....				
Miles of telegraph lines.....				
Miles of telephone lines.....				
Average value of merchandise		11,175.00		14,535.00
Average amount of capital em- ployed in manufactures.....		1,675.00		2,235.00
Horses .....	1,808	33,920.00	1,494	36,489.00
Mules .....	13	285.00	57	1,050.00
Asses .....				
Cattle .....	11,646	146,152.00	9,488	112,452.00
Sheep .....	334	668.00	289	578.00
Swine .....	26	78.00	19	57.00
Goats .....				
All other animals.....				
Musical instruments.....	26	738.00	11	410.00
Clocks and watches.....				
Jewelry, gold and silver plate, diamonds and other precious stones .....				
Amount of money, credits, book accounts and other accounts not evidenced by writing....		3,600.00		



GRAND—*Concluded.*

## ABSTRACTS OF THE ASSESSMENT FOR THE YEARS 1903 AND 1904.

	1903		1904	
	No. of	Valuation	No. of	Valuation
Cash value promissory notes, bonds, debentures and all other written evidence of indebtedness .....	.....	.....	.....	.....
Cash value of special privileges and franchises not included in other items.....	.....	.....	.....	.....
Average cash value bank deposits in state .....	.....	.....	.....	.....
Average cash value bank deposits out of state.....	.....	.....	.....	4,799.00
Carriages and vehicles of every description .....	250	4,950.00	242	4,610.00
Household property (over and above exemption) .....	.....	.....	.....	.....
Libraries .....	.....	.....	.....	.....
Furniture and fixtures.....	.....	.....	.....	.....
All other property.....	.....	8,160.00	.....	8,399.00
Bank stock or shares in any bank .....	.....	.....	.....	.....
Stock or shares in any corporation doing business in the state .....	.....	.....	.....	.....
Grand total valuation of county .....	.....	\$ 405,848.00	.....	\$ 464,763.00
Number of military polls.....	92	.....	149	.....

## GUNNISON.

## ABSTRACTS OF THE ASSESSMENT FOR THE YEARS 1903 AND 1904.

	1903		1904	
	No. of	Valuation	No. of	Valuation
Acres of agricultural land .....	26,500	\$ 144,190.00	25,028	\$ 139,710.00
Acres of grazing land .....	48,905	66,075.00	56,457	76,695.00
Acres of coal land .....	15,106	403,770.00	15,018	388,150.00
Acres of oil land .....	.....	.....	.....	.....
Acres of other mineral land and kind thereof .....	.....	.....	.....	.....
Improvements on lands and the kind of land thereof.....	.....	88,855.00	.....	96,865.00
Improvements on public lands.....	.....	8,725.00	.....	10,765.00
Town and city lots.....	.....	136,210.00	.....	124,010.00
Improvements on town and city lots .....	.....	194,185.00	.....	195,625.00
Metalliferous mining claims....	.....	277,890.00	.....	279,985.00
Improvements on metalliferous mining claims .....	.....	74,340.00	.....	74,310.00
Gross out-put from metalliferous mining claims.....	.....	.....	.....	.....
Miles of railroads, as returned by state board of assessors....	187.59	1,213,953.00	185.89	1,240,565.00
Other railroad property.....	.....	9,276.00	.....	9,920.00
Miles of telegraph lines .....	.....	.....	147.63	23,471.00
Miles of telephone lines .....	188	24,140.00	32	2,636.00
Average value of merchandise.....	.....	86,270.00	.....	78,510.00
Average amount of capital em- ployed in manufactures.....	.....	9,955.00	.....	21,255.00
Horses .....	2,267	34,920.00	2,166	36,240.00
Mules .....	95	2,720.00	68	1,965.00
Asses .....	238	360.00	.....	.....
Cattle .....	18,807	161,755.00	18,324	183,650.00
Sheep .....	9,314	13,690.00	10,493	15,500.00
Swine .....	94	280.00	52	175.00
Goats .....	.....	.....	.....	.....
All other animals.....	.....	.....	310	705.00
Musical instruments .....	146	6,220.00	161	6,400.00
Clocks and watches.....	162	1,535.00	105	925.00
Jewelry, gold and silver plate, diamonds and other precious stones .....	.....	445.00	.....	41,540.00
Amount of money, credits, book accounts and other ac- counts not evidenced by writ- ing .....	.....	17,430.00	.....	.....

GUNNISON—*Concluded.*

## ABSTRACTS OF THE ASSESSMENT FOR THE YEARS 1903 AND 1904.

	1903		1904	
	No. of	Valuation	No. of	Valuation
Cash value promissory notes, bonds, debentures and all other written evidence of indebtedness .....	.....	.....	.....	.....
Cash value of special privileges and franchises not included in other items.....	.....	.....	.....	.....
Average cash value bank deposits in state.....	.....	.....	.....	.....
Average cash value bank deposits out of state.....	.....	.....	.....	.....
Carriages and vehicles of every description .....	804	13,225.00	725	12,780.00
Household property (over and above exemption).....	.....	1,400.00	.....	1,400.00
Libraries .....	.....	.....	.....	.....
Furniture and fixtures.....	.....	2,350.00	.....	.....
All other property.....	.....	11,975.00	.....	15,805.00
Bank stock or shares in any bank .....	.....	23,500.00	.....	110.00
Stock or shares in any corporation doing business in the State.....	.....	.....	.....	.....
Grand total valuation of county .....	.....	\$3,029,639.00	.....	\$3,079,947.00
Number of military polls.....	1,045	.....	1,139	.....

Reduction made by State Board of Equalization for 1904, \$1,770.00.

## HINSDALE.

## ABSTRACTS OF THE ASSESSMENT FOR THE YEARS 1903 AND 1904.

	1903		1904	
	No. of	Valuation	No. of	Valuation
Acres of agricultural land.....				
Acres of grazing land.....	4,723	\$ 6,090.00	4,244	\$ 6,020.00
Acres of coal land.....				
Acres of oil land.....				
Acres of other mineral land and kind thereof.....				
Improvements on lands and the kind of land thereof.....		7,100.00		6,975.00
Improvements on public lands.....		51,175.00		16,415.00
Town and city lots.....		50,200.00		47,654.00
Improvements on town and city lots.....		108,990.00		96,635.00
Metalliferous mining claims...		129,957.00	5,547.36	140,980.00
Improvements on metalliferous mining claims.....		109,650.00		116,625.00
Gross out-put from metalliferous mining claims.....		62,185.00		14,808.00
Miles of railroads, as returned by State Board of Assessors.	9.45	55,771.00	9.45	56,700.00
Other railroad property.....				
Miles of telegraph lines.....		990.00		1,621.00
Miles of telephone lines.....		400.00		300.00
Average value of merchandise.....		28,335.00		23,000.00
Average amount of capital em- ployed in manufactures.....		1,000.00		1,900.00
Horses .....	434	6,945.00	417	6,890.00
Mules .....	22	425.00	18	340.00
Asses .....	61	295.00	72	360.00
Cattle .....	1,800	16,200.00	1,515	15,430.00
Sheep .....	8,000	12,000.00	8,300	12,450.00
Swine .....	4	18.00	16	46.00
Goats .....				
All other animals.....				
Musical instruments.....	48	3,630.00	38	2,535.00
Clocks and watches.....	32	395.00	30	485.00
Jewelry, gold and silver plate, diamonds and other precious stones .....		50.00		125.00
Amount of money, credits, book accounts and other accounts not evidenced by writing.....		12,000.00		7,750.00

HINSDALE—*Concluded.*

## ABSTRACTS OF THE ASSESSMENT FOR THE YEARS 1903 AND 1904.

	1903		1904	
	No. of	Valuation	No. of	Valuation
Cash value promissory notes, bonds, debentures, and all other written evidence of indebtedness .....				
Cash value of special privileges and franchises not included in other items.....				
Average cash value bank deposits in State.....				
Average cash value bank deposits out of State.....				
Carriages and vehicles of every description .....	185	3,273.00	152	2,425.00
Household property (over and above exemption).....		3,410.00		1,170.00
Libraries .....				
Furniture and fixtures.....				
All other property.....		9,065.00		6,155.00
Bank stocks or shares in any bank .....				472.00
Stock or shares in any corporation doing business in the States .....				70.00
Grand total valuation of county .....		\$ 679,249.00		\$ 586,361.00
Number of military polls.....	125		140	

Reduction made by State Board of Equalization for 1904, \$90.00.

## HUERFANO.

## ABSTRACTS OF THE ASSESSMENT FOR THE YEARS 1903 AND 1904.

	1903		1904	
	No of	Valuation	No of	Valuation
Acres of agricultural land.....	17,025	\$ 167,374.00	14,556	\$ 145,988.00
Acres of grazing land.....	200,821	253,961.00	231,861	393,014.00
Acres of coal land.....	10,872	223,833.00	12,231	220,590.00
Acres of oil land.....	.....	.....	.....	.....
Acres of other mineral land and kind thereof.....	.....	.....	.....	.....
Improvements on land and the kind of land thereof.....	.....	479,893.00	.....	498,899.00
Improvements on public lands.....	.....	28,569.00	.....	27,203.00
Town and city lots.....	.....	82,870.00	.....	91,820.00
Improvements on town and city lots.....	.....	188,992.00	.....	218,375.00
Metalliferous mining claims....	.....	.....	.....	.....
Improvements on metalliferous mining claims.....	.....	.....	.....	.....
Gross output from metalliferous mining claims.....	.....	.....	.....	.....
Miles of railroads, as returned by State Board of Assessors.	119.41	1,126,738.00	119.33	1,106,650.00
Other railroad property.....	.....	20,222.00	.....	60,660.00
Miles of telegraph lines.....	.....	17,980.00	.....	21,882.00
Miles of telephone lines.....	.....	9,281.00	.....	14,385.00
Average value of merchandise.....	.....	160,223.00	.....	132,774.00
Average amount of capital em- ployed in manufactures.....	.....	.....	.....	.....
Horses.....	3,189	65,649.00	3,020	68,080.00
Mules.....	304	11,440.00	245	11,565.00
Asses.....	9	621.00	11	930.00
Cattle.....	9,633	155,766.00	12,363	197,511.00
Sheep.....	38,320	57,480.00	40,327	60,490.00
Swine.....	270	1,003.00	277	1,009.00
Goats.....	1,028	1,536.00	1,728	2,529.00
All other animals.....	224	7,165.00	301	9,630.00
Musical instruments.....	129	6,697.00	134	7,313.00
Clocks and watches.....	275	1,906.00	289	2,169.00
Jewelry, gold and silver plate, diamonds and other precious stones.....	.....	10.00	.....	260.00
Amount of money, credits, book accounts and other ac- counts not evidenced by writ- ing.....	.....	29,952.00	.....	48,635.00



HUERFANO—*Concluded.*

## ABSTRACTS OF THE ASSESSMENT FOR THE YEARS 1903 AND 1904.

Cash value promissory notes, bonds, debentures and all other written evidence of indebtedness .....	.....	.....	.....	.....
Cash value of special privileges and franchises not included in other items.....	.....	.....	.....	.....
Average cash value bank deposits in State.....	.....	.....	.....	.....
Average cash value bank deposits out of State.....	.....	.....	.....	.....
Carriages and vehicles of every description .....	1,072	23,481.00	1,137	25,118.00
Household property (over and above exemption) .....	.....	650.00	.....	975.00
Libraries .....	.....	.....	.....	.....
Furniture and fixtures .....	.....	15,186.00	.....	14,350.00
All other property.....	.....	47,569.00	.....	47,452.00
Bank stock or shares in any bank .....	.....	.....	.....	.....
Stock or shares in any corporation doing business in the State .....	.....	.....	.....	.....
Grand total valuation of county .....	.....	\$3,186,053.00	.....	\$3,430,256.00
Number of military polls.....	884	.....	853	.....

Reduction made by State Board of Equalization for 1904, \$4,941.00.

## JEFFERSON.

## ABSTRACTS OF THE ASSESSMENT FOR THE YEARS 1903 AND 1904.

	1903		1904	
	No. of	Valuation	No. of	Valuation
Acres of agricultural land....	67,630	\$1,719,445.00	67,740	\$1,774,580.00
Acres of grazing land.....	216,752	525,120.00	233,932	456,855.00
Acres of coal land.....	3.496	46,955.00	2,483	31,750.00
Acres of oil land.....	.....	.....	.....	.....
Acres of other mineral land and the kind thereof.....	.....	.....	.....	.....
Improvements on lands and the kind of land thereof.....	.....	671,160.00	.....	682,305.00
Improvements on public lands	.....	6,360.00	.....	7,940.00
Town and city lots.....	.....	420,845.00	.....	405,940.00
Improvements on town and city lots.....	.....	292,425.00	.....	294,645.00
Metalliferous mining claims...	.....	.....	.....	.....
Improvements on metallifer- mining claims.....	.....	.....	.....	.....
Gross output from metallifer- ous mining claims.....	.....	.....	.....	.....
Miles of railroads, as returned				
by State Board of Assessors	85.59	631,519.00	92.49	637,414.00
Other railroad property.....	.....	47,000.00	20	70,000.00
Miles of telegraph lines.....	69.05	8,297.00	69.05	9,822.00
Miles of telephone lines.....	418.95	16,946.00	418.95	24,015.00
Average value of merchandise	.....	\$3,265.00	.....	74,200.00
Average amount of capital em- ployed in manufactures.....	.....	49,895.00	.....	65,655.00
Horses .....	5,253	119,165.00	4,631	107,130.00
Mules .....	51	1,055.00	39	670.00
Asses .....	.....	.....	.....	.....
Cattle .....	13,372	194,740.00	12,770	162,485.00
Sheep .....	4,070	10,220.00	532	1,145.00
Swine .....	573	1,755.00	592	1,965.00
Goats .....	.....	.....	.....	.....
All other animals.....	7	155.00	28	200.00
Musical instruments.....	381	14,460.00	345	13,050.00
Clocks and watches.....	240	2,400.00	205	2,055.00
Jewelry, gold and silver plate, diamonds and other precious stones .....	.....	1,075.00	.....	1,055.00
Amount of money, credits, book accounts and other ac- counts not evidenced by writ- ing .....	.....	7,625.00	.....	1,705.00

JEFFERSON—*Concluded.*

## ABSTRACTS OF THE ASSESSMENT FOR THE YEARS 1903 AND 1904.

	1903		1904	
	No. of	Valuation	No. of	Valuation
Cash value promissory notes, bonds, debentures and all other written evidence of indebtedness .....	.....	25,535.00	.....	9,555.00
Cash value of special privileges and franchises not included in other items.....	.....	.....	.....	50,000.00
Average cash value bank deposits in State.....	.....	26,050.00	.....	27,955.00
Average cash value bank deposits out of State.....	.....	.....	.....	.....
Carriages and vehicles of every description.....	2,154	42,960.00	2,080	41,965.00
Household property (over and above exemption).....	.....	7,135.00	.....	5,920.00
Libraries.....	.....	2,550.00	.....	1,640.00
Furniture and fixtures.....	.....	4,125.00	.....	5,160.00
All other property.....	.....	47,790.00	.....	33,610.00
Bank stock or shares in any bank .....	.....	15,000.00	.....	15,000.00
Stock or shares in any corporation doing business in the State.....	.....	.....	.....	.....
Grand total valuation of county .....	.....	\$5,043,057.00	.....	\$5,067,336.00
Number of military polls.....	1,211	.....	1,183	.....

Reduction made by State Board of Equalization for 1904, \$10,123.

## KIOWA.

## ABSTRACTS OF THE ASSESSMENT FOR THE YEARS 1903 AND 1904.

	1903		1904	
	No. of	Valuation	No. of	Valuation
Acres of agricultural land.....	2,460	\$ 5,659.00	2,400	\$ 3,000.00
Acres of grazing land.....	310,417	194,701.00	301,464	198,625.00
Acres of coal land.....	.....	.....	.....	.....
Acres of oil land.....	.....	.....	.....	.....
Acres of other mineral land and kind thereof.....	.....	.....	.....	.....
Improvements on lands and the kind of land thereof....	.....	22,604.00	.....	24,115.00
Improvements on public lands	.....	3,180.00	.....	2,635.00
Town and city lots.....	.....	5,290.00	.....	4,199.00
Improvements on town and city lots.....	.....	2,608.00	.....	2,509.00
Metalliferous mining claims....	.....	.....	.....	.....
Improvements on metalliferous mining claims.....	.....	.....	.....	.....
Gross output from metalliferous mining claims.....	.....	.....	.....	.....
Miles of railroads, as returned by State Board of Assessors	87.50	987,437.00	87.50	1,050,000.00
Other railroad property.....	.....	16,639.00	.....	16,998.00
Miles of telegraph lines.....	87.50	11,375.00	87.50	13,513.00
Miles of telephone lines.....	.....	.....	.....	.....
Average value of merchandise	.....	4,520.00	.....	5,045.00
Average amount of capital em- ployed in manufactures.....	.....	.....	.....	.....
Horses .....	1,465	17,429.00	545	8,025.00
Mules .....	32	630.00	14	245.00
Asses .....	.....	.....	726	7,150.00
Cattle .....	17,109	170,486.00	14,392	142,701.00
Sheep .....	5,015	7,520.00	5,110	8,475.00
Bicycles .....	5	20.00	3	20.00
Goats .....	.....	.....	.....	.....
All other animals.....	1	5.00	18	35.00
Musical instruments.....	29	490.00	33	505.00
Clocks and watches.....	64	391.00	64	390.00
Jewelry, gold and silver plate, diamonds and other precious stones .....	.....	10.00	.....	.....
Amount of money, credits, book accounts and other ac- counts not evidenced by writ- ing .....	.....	8,840.00	.....	.....

KIOWA—*Concluded.*

## ABSTRACTS OF THE ASSESSMENT FOR THE YEARS 1903 AND 1904.

	1903		1904	
	No. of	Valuation	No. of	Valuation
Cash value promissory notes, bonds, debentures and all other written evidence of indebtedness .....				8,825.00
Cash value of special privileges and franchises not included in other items.....				
Average cash value bank deposits in State.....				
Average cash value bank deposits out of State.....				
Carriages and vehicles * of every description.....	125	1,410.00	121	1,325.00
Household property (over and above exemption).....				
Libraries .....				
Furniture and fixtures.....				110.00
All other property.....		100.00		140.00
Bank stock or shares in any bank .....		2,000.00		400.00
Stock or shares in any corporation doing business in the State.....				
Grand total valuation of county .....		<u>\$1,463,344.00</u>		<u>\$1,498,980.00</u>
Number of military polls.....	155		141	

Reduction made by State Board of Equalization for 1904, \$8,750.

## KIT CARSON.

## ABSTRACTS OF THE ASSESSMENT FOR THE YEARS 1903 AND 1904.

	1903		1904	
	No of	Valuation	No of	Valuation
Acres of agricultural land.....	156,864	\$ 117,648.00	94,227	\$ 94,377.00
Acres of grazing land.....	313,728	235,295.00	376,909	376,909.00
Acres of coal land.....	.....	.....	.....	.....
Acres of oil land.....	.....	.....	.....	.....
Acres of other mineral land and kind thereof.....	.....	.....	.....	.....
Improvements on lands and the kind of land thereof.....	.....	26,930.00	.....	28,395.00
Improvements on public lands.....	.....	13,820.00	.....	17,500.00
Town and city lots.....	.....	14,837.00	.....	14,796.00
Improvements on town and city lots.....	.....	25,225.00	.....	27,985.00
Metalliferous mining claims....	.....	.....	.....	.....
Improvements on metalliferous mining claims.....	.....	.....	.....	.....
Gross output from metalliferous mining claims.....	.....	.....	.....	.....
Miles of railroads, as returned by State Board of Assessors.	59.96	766,288.00	59.96	795,070.00
Other railroad property.....	.....	13,969.00	.....	12,976.00
Miles of telegraph lines.....	59.96	7,814.00	59.96	9,442.00
Miles of telephone lines.....	.....	.....	.....	.....
Average value of merchandise.....	.....	24,656.00	.....	26,464.00
Average amount of capital em- ployed in manufactures.....	.....	.....	.....	.....
Horses.....	3,807	62,839.00	4,108	89,488.00
Mules.....	34	634.00	43	926.00
Asses.....	14	27.00	.....	.....
Cattle.....	25,593	340,148.00	24,229	321,373.00
Sheep.....	13,173	19,756.00	14,193	21,288.00
Swine.....	220	660.00	296	1,480.00
Goats.....	10	15.00	12	18.00
All other animals.....	.....	.....	.....	.....
Musical instruments.....	94	1,862.00	87	2,148.00
Clocks and watches.....	230	784.00	237	1,010.00
Jewelry, gold and silver plate, diamonds and other precious stones.....	.....	50.00	.....	165.00
Amount of money, credits, book accounts and other ac- counts not evidenced by writ- ing.....	.....	6,895.00	.....	7,465.00



KIT CARSON—*Concluded.*

## ABSTRACTS OF THE ASSESSMENT FOR THE YEARS 1903 AND 1904.

	1903		1904	
	No. of	Valuation	No. of	Valuation
Cash value promissory notes, bonds, debentures and all other written evidence of indebtedness .....	.....	.....	.....	.....
Cash value of special privileges and franchises not included in other items.....	.....	.....	.....	.....
Average cash value bank deposits in State.....	.....	.....	.....	.....
Average cash value bank deposits out of State.....	.....	.....	.....	.....
Carriages and vehicles of every description .....	480	6,597.00	444	6,671.00
Household property (over and above exemption) .....	.....	50.00	.....	.....
Libraries .....	.....	.....	.....	.....
Furniture and fixtures.....	.....	.....	.....	.....
All other property.....	.....	12,207.00	.....	11,550.00
Bank stock or shares in any bank .....	.....	5,000.00	.....	5,000.00
Stock or shares in any corporation doing business in the State .....	.....	.....	.....	.....
Grand total valuation of county .....	.....	\$1,704,006.00	.....	\$1,872,496.00
Number of military polls.....	280	.....	281	.....

Reduction made by State Board of Equalization for 1904, \$1,203.00.

## LAKE.

## ABSTRACTS OF THE ASSESSMENT FOR THE YEARS 1903 AND 1904.

	1903		1904	
	No. of	Valuation	No. of	Valuation
Acres of agricultural land.....	.....	.....	.....	.....
Acres of grazing land.....	25,535.28	\$ 103,315.00	25,549.50	\$ 104,675.00
Acres of coal land.....	.....	.....	.....	.....
Acres of oil land.....	.....	.....	.....	.....
Acres of other mineral land and kind thereof.....	.....	.....	.....	.....
Improvements on lands and the kind of land thereof.....	.....	196,615.00	.....	179,910.00
Improvements on public lands.	.....	.....	.....	.....
Town and city lots.....	.....	513,035.00	.....	514,665.00
Improvements on town and city lots.....	.....	1,008,515.00	.....	963,210.00
Metalliferous mining claims...	33,605.985	797,730.00	35,164.466	844,300.00
Improvements on metalliferous mining claims.....	.....	575,410.00	.....	506,300.00
Gross out-put from metalliferous mining claims.....	.....	733,405.00	.....	882,595.00
Miles of railroads, as returned by State Board of Assessors.	93.37	822,676.00	100.91	797,630.00
Other railroad property.....	.....	12,806.00	.....	15,799.00
Miles of telegraph lines.....	.....	13,011.00	.....	15,921.00
Miles of telephone lines.....	.....	19,078.00	.....	24,570.00
Average value of merchandise.	.....	394,460.00	.....	343,530.00
Average amount of capital em- ployed in manufactures.....	.....	289,830.00	.....	277,100.00
Horses .....	1,307	37,735.00	1,261	34,520.00
Mules .....	12	270.00	55	470.00
Asses .....	.....	.....	.....	.....
Cattle .....	1,209	24,800.00	1,436	24,115.00
Sheep .....	.....	.....	.....	.....
Swine .....	.....	.....	.....	.....
Goats .....	.....	.....	.....	.....
All other animals.....	43	120.00	.....	125.00
Musical instruments.....	513	37,890.00	446	28,905.00
Clocks and watches.....	.....	6,475.00	383	5,055.00
Jewelry, gold and silver plate, diamonds and other precious stones .....	.....	5,525.00	.....	4,180.00
Amount of money, credits, book accounts and other accounts not evidenced by writing.....	.....	24,170.00	.....	22,420.00

LAKE—*Concluded.*

## ABSTRACTS OF THE ASSESSMENT FOR THE YEARS 1903 AND 1904.

	1903		1904	
	No. of	Valuation	No. of	Valuation
Cash value promissory notes, bonds, debentures and all other written evidence of indebtedness .....	.....	6,495.00	.....	3,705.00
Cash value of special privileges and franchises not included in other items.....	.....	10,900.00	.....	1,000.00
Average cash value bank deposits in State.....	.....	82,970.00	.....	59,570.00
Average cash value bank deposits out of State.....	.....	3,565.00	.....	3,220.00
Carriages and vehicles of every description .....	1,231	34,370.00	1,204	31,345.00
Household property (over and above exemption).....	.....	.....	.....	.....
Libraries .....	.....	.....	.....	.....
Furniture and fixtures.....	.....	60,695.00	.....	52,350.00
All other property.....	.....	91,780.00	.....	88,275.00
Bank stock or shares in any bank .....	.....	171,465.00	.....	159,925.00
Stock or shares in any corporation doing business in the State .....	.....	.....	.....	.....
Grand total valuation of county .....	.....	\$ 6,079,111.00	.....	\$5,989,385.00
Number of military polls.....	2,479	.....	3,307	.....

Reduction made by State Board of Equalization for 1904, \$5,947.00.

## LA PLATA.

## ABSTRACTS OF THE ASSESSMENT FOR THE YEARS 1903 AND 1904.

	1903		1904	
	No. of	Valuation	No. of	Valuation
Acres of agricultural land....	14,403.3	\$ 266,447.00	14,125.878	\$ 269,980.00
Acres of grazing land.....	85,438.68	100,366.00	96,983.93	123,726.00
Acres of coal land.....	4,113.08	82,505.00	4,062.83	83,147.00
Acres of oil land.....	.....	.....	785	1,570.00
Acres of other mineral land and kind thereof.....	7,346.10	15,002.00	10,539.50	21,079.00
Improvements on lands and the kind of land thereof....	.....	210,352.00	.....	222,059.00
Improvements on public lands	.....	15,528.00	.....	12,859.00
Town and city lots.....	.....	532,630.00	.....	531,323.00
Improvements on town and city lots.....	.....	556,280.00	.....	586,970.00
Metalliferous mining claims...	.....	91,393.00	.....	42,786.00
Improvements on metalliferous mining claims.....	.....	27,475.00	.....	22,700.00
Gross output from metalliferous mining claims.....	.....	150,000.00	.....	27,577.00
Miles of railroads, as returned by State Board of Assessors	101.93	610,002.00	101.93	627,525.00
Other railroad property.....	.....	4,744.00	.....	8,378.00
Miles of telegraph lines.....	101.93	11,798.00	101.93	13,378.00
Miles of telephone lines.....	.....	12,332.00	.....	21,880.00
Average value of merchandise	.....	298,110.00	.....	377,520.00
Average amount of capital em- ployed in manufactures.....	.....	66,200.00	.....	14,180.00
Horses .....	2,068	58,536.00	2,065	58,432.00
Mules .....	165	4,855.00	176	4,982.00
Asses .....	.....	.....	.....	.....
Cattle .....	8,325	128,858.00	8,597	122,674.00
Sheep .....	7,300	14,464.00	6,997	11,789.00
Swine .....	244	867.00	1,298	3,349.00
Goats .....	.....	.....	.....	.....
All other animals.....	1,667	1,601.00	751	965.00
Musical instruments.....	217	14,219.00	219	14,208.00
Clocks and watches.....	415	4,742.00	374	4,385.00
Jewelry, gold and silver plate, diamonds and other precious stones .....	.....	2,791.00	.....	3,486.00
Amount of money, credits, book accounts and other ac- counts not evidenced by writ- ing .....	.....	.....	.....	.....

LA PLATA—*Concluded.*

## ABSTRACTS OF THE ASSESSMENT FOR THE YEARS 1903 AND 1904.

	1903		1904	
	No. of	Valuation	No. of	Valuation
Cash value promissory notes, bonds, debentures and all other written evidence of indebtedness .....				
Cash value of special privileges and franchises not included in other items.....		36,693.00		35,693.00
Average cash value bank deposits in State.....				
Average cash value bank deposits out of State.....				
Carriages and vehicles of every description.....	941	25,189.00	1,213	27,093.00
Household property (over and above exemption).....		9,094.00		8,393.00
Bicycles .....			82	427.00
Furniture and fixtures.....				
All other property.....		111,232.00		99,484.00
Bank stock or shares in any bank .....		106,846.00		95,987.00
Stock or shares in any corporation doing business in the State.....				12,000.00
Grand total valuation of county .....		<u>\$3,580,154.00</u>		<u>\$3,511,989.00</u>
Number of military polls.....	479		1,025	

Reduction made by State Board of Equalization for 1904, \$4,186.

## LARIMER.

## ABSTRACTS OF THE ASSESSMENT FOR THE YEARS 1903 AND 1904.

	1903		1904	
	No of	Valuation	No of	Valuation
Acres of agricultural land.....	85,400	\$1,412,695.00	86,587	\$1,471,985.00
Acres of coal land.....	33,102	.....	34,023	170,115.00
Acres of grazing land.....	537,963	772,010.00	551,533	615,705.00
Acres of oil land.....	.....	.....	.....	.....
Acres of other mineral land and kind thereof.....	1,878	8,415.00	1,636	13,090.00
Improvements on lands and the kind of land thereof.....	.....	768,385.00	.....	1,128,810.00
Improvements on public lands.	.....	22,235.00	.....	24,125.00
Town and city lots.....	.....	489,055.00	.....	508,600.00
Improvements on town and city lots .....	.....	823,790.00	.....	951,905.00
Metalliferous mining claims....	.....	.....	.....	.....
Wells Fargo & Co. Exp.....	.....	.....	.....	2,288.00
Self Winding Clock Co.....	.....	.....	.....	140.00
Miles of railroads, as returned by State Board of Assessors.	.....	.....	74.69	687,830.00
Other railroad property.....	.....	.....	.....	1,420.00
Miles of telegraph lines.....	.....	.....	.....	7,186.00
Miles of telephone lines.....	.....	.....	.....	66,635.00
Average value of merchandise.	.....	231,845.00	.....	271,275.00
Average amount of capital em- ployed in manufactures.....	.....	51,250.00	.....	79,865.00
Horses .....	10,301	216,310.00	11,580	295,295.00
Mules .....	326	8,235.00	347	13,185.00
Asses .....	.....	.....	.....	.....
Cattle .....	54,275	609,145.00	51,730	544,040.00
Sheep .....	6,860	10,390.00	4,135	6,215.00
Swine .....	1,443	4,510.00	1,726	6,735.00
Goats .....	54	430.00	.....	.....
All other animals.....	704	6,325.00	99	530.00
Musical instruments .....	775	32,850.00	807	36,490.00
Clocks and watches.....	.....	.....	864	6,065.00
Jewelry, gold and silver plate, diamonds and other precious stones .....	.....	475.00	.....	1,360.00
Amount of money, credits, book accounts and other ac- counts not evidenced by writ- ing .....	.....	88,790.00	.....	74,665.00



LARIMER—*Concluded.*

## ABSTRACTS OF THE ASSESSMENT FOR THE YEARS 1903 AND 1904.

	1903		1904	
	No. of	Valuation	No. of	Valuation
Cash value promissory notes, bonds, debentures and all other written evidence of indebtedness .....	.....	.....	.....	.....
Cash value of special privileges and franchises not included in other items.....	.....	.....	.....	.....
Average cash value bank deposits in State.....	.....	.....	.....	.....
Average cash value bank debt of State.....	.....	.....	.....	.....
Carriages and vehicles of every description .....	2,628	58,920.00	3,088	73,960.00
Household property (over and above exemption) .....	.....	5,050.00	.....	6,380.00
Libraries .....	.....	.....	.....	.....
Furniture and fixtures .....	.....	.....	.....	.....
All other property.....	.....	74,875.00	.....	80,415.00
Bank stock or shares in any bank .....	.....	.....	.....	183,315.00
Stock or shares in any corporation doing business in the State .....	.....	819,165.00	.....	.....
Grand total valuation of county .....	.....	\$6,525,150.00	.....	\$7,329,624.00
Number of military polls.....	1,731	.....	2,058	.....

Reduction made by State Board of Equalization for 1904, \$33,197.00.

## LAS ANIMAS.

## ABSTRACTS OF THE ASSESSMENT FOR THE YEARS 1903 AND 1904.

	1903		1904	
	No. of	Valuation	No. of	Valuation
Acres of agricultural land....	45,293.26	\$ 336,085.00	41,144.37	\$ 328,555.00
Acres of grazing land.....	285,398.09	641,795.00	549,277.32	686,855.00
Acres of coal land.....	59,367.97	1,195,585.00	56,437.52	1,179,210.00
Acres of oil land.....				
Acres of other mineral land and kind thereof.....				
Improvements on lands and the kind of land thereof.....		1,228,195.00		1,395,845.00
Improvements on public lands		28,720.00		28,585.00
Town and city lots.....		1,087,425.00		1,102,050.00
Improvements on town and city lots.....		1,465,495.00		1,546,255.00
Metalliferous mining claims...				
Improvements on metalliferous mining claims.....				
Gross output from metalliferous mining claims.....				
Miles of railroads, as returned by State Board of Assessors	240.04	2,885,505.00	249.57	3,221,320.00
Other railroad property.....		9,615.00		35,179.00
Miles of telegraph lines.....		36,816.00		47,074.00
Miles of telephone lines.....		41,453.00		76,085.00
Average value of merchandise				584,465.00
Average amount of capital em- ployed in manufactures.....		584,985.00		
Horses .....	9,243	183,470.00	8,159	165,395.00
Mules .....	731	26,650.00	727	24,270.00
Bicycles .....			45	685.00
Cattle .....	31,060	472,990.00	28,197	362,835.00
Sheep .....	122,100	203,270.00	119,620	177,860.00
Swine .....	280	1,300.99	371	1,435.00
Goats .....	9,711	14,580.00	6,601	9,725.00
All other animals.....				
Musical instruments.....	421	34,065.00	447	34,370.00
Clocks and watches.....	491	6,180.00	512	6,795.00
Jewelry, gold and silver plate, diamonds and other precious stones .....		5,695.00		6,105.00
Amount of money, credits, book accounts and other ac- counts not evidenced by writ- ing .....		157,500.00		157,435.00

LAS ANIMAS—*Concluded.*

## ABSTRACTS OF THE ASSESSMENT FOR THE YEARS 1903 AND 1904.

	1903		1904	
	No. of	Valuation	No. of	Valuation
Cash value promissory notes, bonds, debentures and all other written evidence of indebtedness .....				
Cash value of special privileges and franchises not included in other items.....				
Average cash value bank deposits in State.....				
Average cash value bank deposits out of State.....				
Carriages and vehicles of every description.....	2,660	76,330.00	2,374	64,970.00
Household property (over and above exemption).....				13,040.00
Libraries .....				
Furniture and fixtures.....		51,730.00		60,425.00
All other property.....		212,411.00		142,165.00
Bank stock or shares in any bank .....				
Stock or shares in any corporation doing business in the State.....				
Grand total valuation of county .....		\$11,003,315.00		\$11,458,877.00
Number of military polls.....	1,667		1,410	

Reduction made by State Board of Equalization for 1904, \$57,783.

## LINCOLN.

## ABSTRACTS OF THE ASSESSMENT FOR THE YEARS 1903 AND 1904.

	1903		1904	
	No. of	Valuation	No. of	Valuation
Acres of agricultural land....				
Acres of grazing land.....	461,546	\$ 255,270.00	567,034	\$ 412,190.00
Acres of coal land.....				
Acres of oil land.....				
Acres of other mineral land the kind of land thereof.....				
Improvements on lands and the kind of land thereof.....		32,040.00		34,280.00
Improvements on public lands.....		6,550.00		9,210.00
Town and city lots.....		4,450.00		4,100.00
Improvements on town and city lots.....		10,450.00		14,650.00
Metalliferous mining claims...				
Improvements on metalliferous mining claims.....				
Gross output from metalliferous mining claims.....				
Miles of railroads, as returned by State Board of Assessors.	7,285	964,894.00	74.30	994,694.00
Other railroad property.....		14,974.00		15,610.00
Miles of telegraph lines.....		10,373.00		10,753.00
Miles of telephone lines.....				
Average value of merchandise.....		17,240.00		15,900.00
Average amount of capital em- ployed in manufactures.....				
Horses .....	1,710	17,100.00	1,660	17,980.00
Mules .....	19	290.00	28	470.00
Asses .....				
Cattle .....	14,322	143,220.00	20,188	201,880.00
Sheep .....	71,150	106,620.00	80,282	100,375.00
Swine .....	15	60.00	33	100.00
Goats .....				
All other animals.....				
Musical instruments .....	27	1,290.00	45	1,160.00
Clocks and watches.....	16	140.00	18	250.00
Jewelry, gold and silver plate, diamonds and other precious stones .....				
Amount of money, credits, book accounts and other ac- counts not evidenced by writ- ing .....				

LINCOLN—*Concluded.*

## ABSTRACTS OF THE ASSESSMENT FOR THE YEARS 1903 AND 1904.

	1903		1904	
	No. of	Valuation	No. of	Valuation
Cash value promissory notes, bonds, debentures and all other written evidence of indebtedness .....				
Cash value of special privileges and franchises not included in other items.....				
Average cash value bank deposits in State.....				
Average cash value bank deposits out of State.....				
Carriages and vehicles of every description .....	124	1,610.00	187	2,685.00
Household property (over and above exemption).....				
Libraries .....				
Furniture and fixtures.....				
All other property.....		6,340.00		4,450.00
Bank stock or shares in any bank .....				
Stock or shares in any corporation doing business in the State.....				
Grand total valuation of county .....		<u>\$1,693,211.00</u>		<u>\$1,840,737.00</u>
Number of military polls.....	134		144	

Reduction made by State Board of Equalization for 1904, \$1,897.

## LOGAN.

## ABSTRACTS OF THE ASSESSMENT FOR THE YEARS 1903 AND 1904.

	1903		1904	
	No of	Valuation	No of	Valuation
Acres of agricultural land.....	83,306	\$ 415,835.00	81,653	\$ 404,420.00
Acres of grazing land.....	357,592	268,194.00	359,272	275,081.00
Acres of coal land.....	.....	.....	.....	.....
Acres of oil land.....	.....	.....	.....	.....
Acres of other mineral land and kind thereof.....	.....	.....	.....	.....
Improvements on lands and the kind of land thereof.....	.....	43,080.00	.....	47,325.00
Improvements on public lands.....	.....	4,525.00	.....	6,890.00
Town and city lots.....	.....	35,465.00	.....	35,620.00
Improvements on town and city lots.....	.....	101,120.00	.....	108,235.00
Metalliferous mining claims.....	.....	.....	.....	.....
Improvements on metalliferous mining claims.....	.....	.....	.....	.....
Gross output from metalliferous mining claims.....	.....	.....	.....	.....
Miles of railroads, as returned by State Board of Assessors.....	133.56	1,276,410.00	133.56	1,387,210.00
Other railroad property.....	.....	19,388.00	.....	22,300.00
Miles of telegraph lines.....	133.41	5,716.00	133.41	6,540.00
Miles of telephone lines.....	57	10,690.00	.....	12,680.00
Average value of merchandise.....	.....	57,530.00	.....	53,465.00
Average amount of capital em- ployed in manufactures.....	.....	.....	.....	.....
Horses.....	4,729	56,263.00	5,016	71,057.00
Mules.....	51	2,280.00	36	992.00
Asses.....	.....	.....	.....	.....
Cattle.....	26,191	234,282.00	24,743	240,812.00
Sheep.....	14,335	18,035.00	13,936	17,315.00
Swine.....	359	1,021.00	997	1,499.00
Goats.....	160	280.00	250	310.00
All other animals.....	.....	.....	.....	.....
Musical instruments.....	142	4,950.00	130	5,083.00
Clocks and watches.....	89	515.00	90	430.00
Jewelry, gold and silver plate, diamonds and other precious stones.....	.....	.....	.....	.....
Amount of money, credits, book accounts and other ac- counts not evidenced by writ- ing.....	.....	24,899.00	.....	37,683.00



LOGAN—*Concluded.*

## ABSTRACTS OF THE ASSESSMENT FOR THE YEARS 1903 AND 1904.

	1903		1904	
	No. of	Valuation	No. of	Valuation
Cash value promissory notes, bonds, debentures and all other written evidence of indebtedness .....	.....	.....	.....	.....
Cash value of special privileges and franchises not included in other items.....	.....	.....	.....	.....
Average cash value bank deposits in State.....	.....	.....	.....	.....
Average cash value bank deposits out of State.....	.....	.....	.....	.....
Carriages and vehicles of every description .....	732	8,534.00	754	9,563.00
Household property (over and above exemption) .....	.....	500.00	.....	600.00
Bicycles .....	.....	.....	19	105.00
Furniture and fixtures.....	.....	1,760.00	.....	2,465.00
All other property.....	.....	13,399.00	.....	9,865.00
Bank stock or shares in any bank .....	.....	.....	.....	.....
Stock or shares in any corporation doing business in the State .....	.....	.....	.....	.....
Grand total valuation of county .....	.....	\$2,604,671.00	.....	\$2,757,551.00
Number of military polls.....	993	.....	506	.....

Reduction made by State Board of Equalization for 1904, \$15,084.00.

## MESA.

## ABSTRACTS OF THE ASSESSMENT FOR THE YEARS 1903 AND 1904.

	1903		1904	
	No. of	Valuation	No. of	Valuation
Acres of agricultural land.....	98,892	\$ 921,185.00	98,383	\$1,077,230.00
Acres of grazing land.....	51,498	76,911.00	69,448	87,810.00
Acres of coal land.....	969	10,821.00	949	11,490.00
Acres of oil land.....	.....	.....	.....	.....
Acres of other mineral land and kind thereof.....	.....	.....	776	880.00
Improvements on lands and kind of land thereof.....	.....	193,651.00	.....	201,665.00
Improvements on public lands	.....	1,386.00	.....	11,540.00
Town and city lots.....	.....	564,255.00	.....	578,800.00
Improvements on town and city lots.....	.....	465,343.00	.....	544,500.00
Metalliferous mining claims...	.....	.....	.....	.....
Improvements on metalliferous mining claims.....	.....	.....	.....	150.00
Gross output from metalliferous mining claims.....	.....	.....	.....	.....
Miles of railroads, as returned by State Board of Assessors	97.72	1,062,222.00	.....	1,265,510.00
Other railroad property.....	.....	150,930.00	.....	.....
Miles of telegraph lines.....	314	12,562.00	.....	.....
Miles of telephone lines.....	.....	19,986.00	.....	.....
Average value of merchandise	.....	119,053.00	.....	179,426.00
Average amount of capital em- ployed in manufactures.....	.....	72,455.00	.....	28,745.00
Horses .....	5,412	111,318.00	6,115	137,110.00
Mules .....	169	2,961.00	336	6,090.00
Bicycles .....	.....	.....	716	6,305.00
Cattle .....	22,275	224,151.00	31,458	298,454.00
Sheep .....	4,564	9,210.00	.....	.....
Swine .....	1,211	3,964.00	1,625	5,990.00
Goats .....	.....	.....	5,900	7,493.00
All other animals.....	5,722	8,322.00	8,925	18,655.00
Musical instruments.....	488	18,350.00	576	20,860.00
Clocks and watches.....	790	6,134.00	1,310	11,750.00
Jewelry, gold and silver plate, diamonds and other precious stones .....	.....	760.00	.....	1,755.00
Amount of money, credits, book accounts and other ac- counts not evidenced by writ- ing .....	.....	28,605.00	.....	35,075.00

MESA—*Concluded.*

## ABSTRACTS OF THE ASSESSMENT FOR THE YEARS 1903 AND 1904.

	1903		1904	
	No. of	Valuation	No. of	Valuation
Cash value promissory notes, bonds, debentures and all other written evidence of indebtedness .....	.....	.....	.....	.....
Cash value of special privileges and franchises not included in other items.....	.....	.....	.....	.....
Average cash value bank deposits in State.....	.....	.....	.....	.....
Average cash value bank deposits out of State.....	.....	.....	.....	.....
Carriages and vehicles of every description.....	2,470	46,871.00	2,403	50,320.00
Household property (over and above exemption).....	.....	3,110.00	.....	9,835.00
Libraries .....	.....	.....	.....	.....
Furniture and fixtures.....	.....	.....	.....	.....
All other property.....	.....	51,365.00	.....	43,910.00
Bank stock or shares in any bank .....	.....	54,228.00	.....	.....
Stock or shares in any corporation doing business in the State.....	.....	.....	.....	58,245.00
Grand total valuation of county .....	.....	\$4,240,109.00	.....	\$4,699,593.00
Number of military polls.....	1,996	.....	2,952	.....

Reduction made by State Board of Equalization for 1904, \$7,070.

## MINERAL.

## ABSTRACTS OF THE ASSESSMENT FOR THE YEARS 1903 AND 1904.

	1903		1904	
	No. of	Valuation	No. of	Valuation
Acres of agricultural land....	1,455	\$ 5,532.00	1,675	\$ 6,700.00
Acres of grazing land.....	13,796.11	23,974.00	15,778.97	25,709.00
Acres of coal land.....	.....	.....	.....	.....
Acres of oil land.....	.....	.....	.....	.....
Acres of other mineral land and kind thereof.....	.....	.....	.....	.....
Other mineral land and the kind thereof.....	.....	.....	.....	.....
Improvements on lands and the kind of land thereof....	.....	103,606.00	.....	64,403.00
Improvements on public lands	.....	2,026.00	.....	4,334.00
Town and city lots.....	.....	13,217.00	.....	14,694.00
Improvements on town and city lots.....	.....	64,403.00	.....	67,734.00
Metalliferous mining claims...	2,303.552	71,597.00	2,351.891	77,110.00
Improvements on metalliferous mining claims.....	.....	.....	.....	119,326.00
Gross output from metalliferous mining claims.....	.....	270,183.00	.....	224,149.00
Miles of railroads, as returned by State Board of Assessors	17.40	145,638.00	1,740	153,343.00
Other railroad property.....				
Miles of telegraph lines.....				
Miles of telephone lines.....	.....	.....	.....	.....
Average value of merchandise	.....	29,272.00	.....	28,566.00
Average amount of capital employed in manufactures.....	.....	3,305.00	.....	712.00
Horses.....	480	8,932.00	473	9,534.00
Mules.....	13	361.00	8	248.00
Asses.....	.....	.....	.....	.....
Cattle.....	1,212	11,368.00	1,419	14,124.00
Sheep.....	.....	.....	.....	.....
Swine.....	4	12.00	6	10.00
Goats.....	.....	.....	70	659.00
All other animals.....	.....	.....	.....	.....
Musical instruments.....	63	3,259.00	57	3,031.00
Clocks and watches.....	77	535.00	67	433.00
Jewelry, gold and silver plate, diamonds and other precious stones.....	.....	160.00	.....	80.00

MINERAL—*Concluded.*

## ABSTRACTS OF THE ASSESSMENT FOR THE YEARS 1903 AND 1904.

	1903		1904	
	No. of	Valuation	No. of	Valuation
Amount of money, credits, book accounts and other accounts not evidenced by writing .....	.....	747.00	.....	639.00
Cash value promissory notes, bonds, debentures and all other written evidence of indebtedness .....	.....	.....	.....	.....
Cash value of special privileges and franchises not included in other items.....	.....	.....	.....	.....
Average cash value bank deposits in State.....	.....	.....	.....	.....
Average cash value bank deposits out of State.....	.....	.....	.....	.....
Carriages and vehicles of every description.....	219	4,775.00	246	4,845.00
Household property (over and above exemption).....	.....	.....	.....	5,092.00
Libraries .....	.....	.....	.....	.....
Furniture and fixtures.....	.....	6,028.00	.....	.....
All other property.....	.....	5,718.00	.....	3,042.00
Bank stock or shares in any bank .....	.....	.....	.....	.....
Stock or shares in any corporation doing business in the State.....	.....	.....	.....	.....
Grand total valuation of county .....	.....	\$ 774,648.00	.....	\$ 764,114.00
Number of military polls.....	226	.....	304	.....

Reduction made by State Board of Equalization for 1904, \$200.

## MONTEZUMA.

## ABSTRACTS OF THE ASSESSMENT FOR THE YEARS 1903 AND 1904.

	1903		1904	
	No of	Valuation	No of	Valuation
Acres of agricultural land.....	16,618	\$ 104,670.00	16,989	\$ 115,719.00
Acres of grazing land.....	80,491	125,387.00	86,635	131,428.00
Acres of coal land.....	40	320.00	40	400.00
Acres of oil land.....	.....	.....	.....	.....
Acres of other mineral land and kind thereof.....	.....	9,410.00	316	10,530.00
Improvements on lands and the kind of land thereof.....	.....	81,523.00	.....	94,933.00
Improvements on public lands.....	.....	11,370.00	.....	13,760.00
Town and city lots.....	.....	43,979.00	.....	44,813.00
Improvements on town and city lots.....	.....	76,105.00	.....	84,895.00
Metalliferous mining claims.....	.....	.....	.....	.....
Improvements on metalliferous mining claims.....	.....	.....	.....	.....
Gross output from metalliferous mining claims.....	.....	.....	.....	.....
Miles of railroads, as returned by State Board of Assessors.....	62.60	313,000.00	62.60	313,000.00
Other railroad property.....	.....	.....	.....	.....
Miles of telegraph lines.....	61.5	6,784.00	61.50	7,718.00
Miles of telephone lines.....	.....	.....	.....	2,710.00
Average value of merchandise.....	.....	60,118.00	.....	67,375.00
Average amount of capital em- ployed in manufactures.....	.....	18,140.00	.....	32,530.00
Horses.....	2,449	61,633.00	2,430	69,000.00
Mules.....	38	1,495.00	47	1,550.00
Asses.....	.....	.....	.....	.....
Cattle.....	9,827	143,045.00	13,032	163,730.00
Sheep.....	3,980	6,842.00	4,738	9,476.00
Swine.....	338	966.00	297	1,262.00
Goats.....	.....	.....	840	1,260.00
All other animals.....	35	370.00	45	295.00
Musical instruments.....	107	5,790.00	123	7,785.00
Clocks and watches.....	27	506.00	31	630.00
Jewelry, gold and silver plate, diamonds and other precious stones.....	.....	.....	.....	.....
Amount of money, credits, book accounts and other ac- counts not evidenced by writ- ing.....	.....	14,425.00	.....	8,420.00



MONTEZUMA—*Concluded.*

## ABSTRACTS OF THE ASSESSMENT FOR THE YEARS 1903 AND 1904.

	1903		1904	
	No. of	Valuation	No. of	Valuation
Cash value promissory notes, bonds, debentures and all other written evidence of indebtedness .....	.....	.....	.....	.....
Cash value of special privileges and franchises not included in other items.....	.....	.....	.....	.....
Average cash value bank deposits in State.....	.....	.....	.....	.....
Average cash value bank deposits out of State.....	.....	.....	.....	.....
Carriages and vehicles of every description .....	615	15,746.00	614	16,599.00
Household property (over and above exemption) .....	.....	.....	.....	.....
International Harvester Co. of America .....	.....	.....	.....	360.00
Furniture and fixtures.....	.....	.....	.....	.....
All other property.....	.....	23,912.00	.....	24,598.00
Montezuma Land & Water Co. ....	.....	.....	.....	80,000.00
Stock or shares in any corporation doing business in the State (Globe Express Co.)....	.....	80,436.00	.....	3,130.00
Grand total valuation of county .....	.....	\$1,205,972.00	.....	\$1,307,906.00
Number of military polls.....	432	.....	600	.....

Reduction made by State Board of Equalization for 1904, \$970.00.

## MONTROSE.

## ABSTRACTS OF THE ASSESSMENT FOR THE YEARS 1903 AND 1904.

	1903		1904	
	No. of	Valuation	No. of	Valuation
Acres of agricultural land.....	63,720	\$ 406,595.00	73,106	\$ 545,505.00
Acres of grazing land.....	65,794	82,245.00	60,480	75,600.00
Acres of coal land.....	.....	.....	.....	.....
Acres of oil land.....	4,109	12,325.00	.....	.....
Acres of other mineral land and kind thereof.....	.....	.....	.....	.....
Improvements on lands and the kind of land thereof.....	.....	209,765.00	.....	160,535.00
Improvements on public lands	.....	2,395.00	.....	4,130.00
Town and city lots.....	.....	84,151.00	.....	92,860.00
Improvements on town and city lots .....	.....	240,400.00	.....	256,475.00
Metalliferous mining claims....	.....	.....	.....	.....
Improvements on metalliferous mining claims.....	.....	.....	.....	.....
Gross output from metalliferous mining claims.....	.....	2,500.00	.....	.....
Miles of railroads, as returned by State Board of Assessors	52.10	404,427.00	52.1	411,200.00
Other railroad property.....	.....	4,704.00	.....	2,705.00
Miles of telegraph lines.....	.....	6,220.00	.....	7,706.00
Miles of telephone lines.....	.....	12,251.00	.....	18,340.00
Average value of merchandise	.....	101,705.00	.....	91,785.00
Average amount of capital em- ployed in manufactures.....	.....	4,240.00	.....	5,075.00
Horses .....	3,980	70,700.00	4,157	81,740.00
Mules .....	110	2,390.00	167	2,980.00
Asses .....	.....	.....	.....	.....
Cattle .....	21,774	184,940.00	20,800	208,130.00
Sheep .....	41,988	60,590.00	39,496	59,180.00
Swine .....	610	2,050.00	727	2,505.00
Goats .....	.....	.....	.....	.....
All other animals.....	109	425.00	197	470.00
Musical instruments.....	192	5,785.00	220	7,440.00
Clocks and watches.....	268	2,305.00	173	1,635.00
Jewelry, gold and silver plate, diamonds and other precious stones .....	.....	319.00	.....	.....
Amount of money, credits, book accounts and other ac- counts not evidenced by writ- ing .....	.....	13,145.00	.....	22,150.00

MONTROSE—*Concluded.*

ABSTRACTS OF THE ASSESSMENT FOR THE YEARS 1903 AND 1904.

	1903		1904	
	No. of	Valuation	No. of	Valuation
Cash value promissory notes, bonds, debentures and all other written evidence of indebtedness .....				
Cash value of special privileges and franchises not included in other items.....				
Average cash value bank deposits in State.....				
Average cash value bank deposits out of State.....				
Carriages and vehicles of every description.....	1,315	28,465.00	1,330	27,690.00
Household property (over and above exemption).....		1,000.00		1,895.00
Libraries .....				
Furniture and fixtures.....		13,225.00		10,655.00
All other property.....		71,225.00		50,770.00
Bank stock or shares in any bank .....		53,705.00		56,000.00
Stock or shares in any corporation doing business in the State.....				
Grand total valuation of county .....		<u>\$2,084,183.00</u>		<u>\$2,205,156.00</u>
Number of military polls.....	405		659	

Reduction made by State Board of Equalization for 1904, \$2,726.

## MORGAN.

## ABSTRACTS OF THE ASSESSMENT FOR THE YEARS 1903 AND 1904.

	1903		1904	
	No. of	Valuation	No. of	Valuation
Acres of agricultural land.....	38,922	\$ 383,600.00	39,197	\$ 386,000.00
Acres of grazing land.....	102,931	169,800.00	108,081	176,980.00
Acres of coal land.....	.....	.....	.....	.....
Acres of oil land.....	.....	.....	.....	.....
Acres of other mineral land and kind thereof.....	.....	.....	.....	94,535.00
Improvements on lands and the kind of land thereof.....	.....	90,115.00	.....	.....
Improvements on public lands	.....	.....	.....	.....
Town and city lots.....	.....	64,310.00	.....	64,755.00
Improvements on town and city lots .....	.....	122,555.00	.....	138,000.00
Metalliferous mining claims...	.....	.....	.....	.....
Miscellaneous interstate cor- porations .....	.....	4,231.00	.....	.....
Gross output from metallifer- ous mining claims.....	.....	.....	.....	.....
Miles of railroads, as returned by State Board of Assessors..	90.84	1,177,769.00	90.84	1,271,048.00
Other railroad property.....	.....	15,069.00	.....	21,292.00
Miles of telegraph lines.....	90.84	4,242.00	90.84	4,959.00
Miles of telephone lines.....	134.40	13,118.00	.....	15,255.00
Average value of merchandise.	.....	62,645.00	.....	.....
Average amount of capital employed in manufactures...	.....	.....	.....	54,240.00
Horses .....	4,216	78,025.00	4,294	71,070.00
Mules .....	100	2,345.00	77	1,625.00
Asses .....	.....	.....	.....	.....
Cattle .....	18,248	180,050.00	17,013	156,090.00
Sheep .....	52,980	73,685.00	39,575	49,475.00
Swine .....	3,816	11,685.00	2,895	8,800.00
Goats .....	.....	.....	.....	.....
All other animals.....	.....	.....	.....	.....
Musical instruments .....	225	6,350.00	.....	.....
Clocks and watches.....	129	760.00	223	6,740.00
Jewelry, gold and silver plate, diamonds and other precious stones .....	.....	.....	.....	.....
Amount of money, credits, book accounts and other accounts not evidenced by writing.....	.....	28,430.00	.....	29,170.00

MORGAN—*Concluded.*

## ABSTRACTS OF THE ASSESSMENT FOR THE YEARS 1903 AND 1904.

	1903		1904	
	No. of	Valuation	No. of	Valuation
Cash value promissory notes, bonds, debendures and all other written evidence of indebtedness .....	.....	.....	.....	.....
Cash value of special privileges and franchises not included in other items.....	.....	.....	.....	.....
Average cash value bank deposits in state.....	.....	.....	.....	.....
Average cash value bank deposits out of state.....	.....	.....	.....	.....
Carriages and vehicles of every description .....	756	10,600.00	773	9,940.00
Household property (over and above exemption) .....	.....	200.00	.....	.....
Libraries .....	.....	.....	.....	.....
Furniture and fixtures .....	.....	.....	.....	.....
All other property .....	.....	17,465.00	.....	16,605.00
Bank stock or shares in any bank .....	.....	.....	.....	.....
Stock or shares in any corporation doing business in the State .....	.....	6,830.00	.....	.....
Grand total valuation of county .....	.....	\$2,517,966.00	.....	\$2,516,573.00
Number of military polls....	627	.....	630	.....

Reduction made by State Board of Equalization for 1904, \$1,556.00.

## OTERO.

## ABSTRACTS OF THE ASSESSMENT FOR THE YEARS 1903 AND 1904.

	1903		1904	
	No. of	Valuation	No. of	Valuation
Acres of agricultural land.....	83,704	\$1,291,525.00	83,356	\$1,354,845.00
Acres of grazing land.....	105,798	166,650.00	109,661	180,145.00
Acres of coal land.....				
Acres of oil land.....				
Acres of other mineral land and kind thereof.....				
Improvements on lands and the kind of land thereof.....		211,585.00		244,960.00
Improvements on public lands.....		60,555.00		61,515.00
Town and city lots.....		354,150.00		368,620.00
Improvements on town and city lots.....		661,670.00		692,975.00
Metalliferous mining claims.....				
Improvements on metalliferous mining claims.....				
Gross output from metalliferous mining claims.....				
Miles of railroads as returned by State Board of Assessors.....	106.05	1,422,288.00	106.05	1,512,135.00
Other railroad property.....		33,700.00		39,537.00
Miles of telegraph lines.....		25,655.00		32,870.00
Miles of telephone lines.....		34,537.00		56,730.00
Average value of merchandise.....		211,360.00		199,650.00
Average amount of capital em- ployed in manufactures.....		389,550.00		481,675.00
Horses.....	9,688	178,145.00	9,432	175,980.00
Mules.....	586	17,205.00	483	15,400.00
Asses.....				
Cattle.....	31,454	308,740.00	28,625	282,765.00
Sheep.....	21,127	25,765.00	23,709	30,795.00
Swine.....	2,670	8,405.00	3,836	10,175.00
Goats.....				
All other animals.....				
Musical instruments.....	548	23,770.00	604	28,715.00
Clocks and watches.....	821	6,430.00	710	6,315.00
Jewelry, gold and silver plate, diamonds and other precious stones.....		625.00		740.00
Amount of money, credits, book accounts and other ac- counts not evidenced by writ- ing.....		36,960.00		23,525.00



OTERO—*Concluded.*

## ABSTRACTS OF THE ASSESSMENT FOR THE YEARS 1903 AND 1904.

	1903		1904	
	No. of	Valuation	No. of	Valuation
Cash value promissory notes, bonds, debentures and all other written evidence of indebtedness .....				
Cash value of special privileges and franchises not included in other items.....				
Average cash value bank deposits in State.....				
Average cash value bank deposits out of State.....				
Carriages and vehicles of every description .....	2,715	48,135.00	2,700	47,135.00
Household property (over and above exemption) .....		4,105.00		3,750.00
Libraries .....				
Furniture and fixtures.....		20,020.00		20,830.00
All other property.....		29,525.00		32,260.00
Bank stock or shares in any bank .....		89,605.00		112,740.00
Stock or shares in any corporation doing business in the State .....				
Grand total valuation of county .....		\$5,660,660.00		\$6,016,782.00
Number of military polls.....	2,418		2,345	

Reduction made by State Board of Equalization for 1904. \$36,251.00.

## OURAY.

## ABSTRACTS OF THE ASSESSMENT FOR THE YEARS 1903 AND 1904.

	1903		1904	
	No. of	Valuation	No. of	Valuation
Acres of agricultural land.....	8,852	\$ 94,679.00	9,097	\$ 94,417.00
Acres of grazing land.....	29,610	36,950.00	28,890	36,112.00
Acres of coal land.....	58	537.00	98	686.00
Acres of oil land.....	.....	.....	.....	.....
Acres of other mineral land and kind thereof.....	.....	.....	.....	.....
Improvements on lands and the kind of land thereof.....	.....	39,830.00	.....	37,795.00
Improvements on public lands	.....	850.00	.....	1,460.00
Town and city lots.....	.....	197,981.00	.....	194,403.00
Improvements on town and city lots .....	.....	333,985.00	.....	330,750.00
Metalliferous mining claims..	.....	202,657.00	.....	199,160.00
Improvements on metalliferous mining claims .....	.....	205,755.00	.....	198,145.00
Gross output from metalliferous mining claims.....	.....	1,013,725.00	.....	1,041,585.00
Miles of railroads, as returned by State Board of Assessors	38.35	243,819.00	38.35	242,525.00
Other railroad property.....	.....	.....	.....	.....
Miles of telegraph lines.....	.....	4,423.00	38.35	5,536.00
Miles of telephone lines.....	.....	9,826.00	136	14,145.00
Average value of merchandise	.....	98,291.00	.....	92,045.00
Average amount of capital em- ployed in manufactures.....	.....	3,025.00	.....	2,300.00
Horses .....	.....	26,455.00	1,185	25,130.00
Mules .....	1,222	3,455.00	131	5,195.00
Asses .....	95	570.00	30	150.00
Cattle .....	6,206	57,760.00	6,292	55,355.00
Sheep .....	20	50.00	2,670	4,015.00
Swine .....	49	168.00	119	440.00
Goats .....	.....	.....	.....	.....
All other animals.....	.....	.....	.....	.....
Musical instruments.....	92	4,990.00	87	4,105.00
Clocks and watches.....	113	1,250.00	89	965.00
Jewelry, gold and silver plate, diamonds and other precious stones .....	.....	475.00	.....	475.00
Amount of money, credits, book accounts and other accounts not evidenced by writing .....	.....	16,985.00	.....	16,110.00

OURAY—*Concluded.*

## ABSTRACTS OF THE ASSESSMENT FOR THE YEARS 1903 AND 1904.

	1903		1904	
	No. of	Valuation	No. of	Valuation
Cash value promissory notes, bonds, debentures and all other written evidence of indebtedness .....	.....	.....	.....	.....
Cash value of special privileges and franchises not included in other items.....	.....	.....	.....	.....
Average cash value bank deposits in State.....	.....	.....	.....	.....
Average cash value bank deposits out of State.....	.....	.....	.....	.....
Carriages and vehicles of every description.....	351	7,320.00	345	6,905.00
Household property (over and above exemption) .....	.....	3,700.00	.....	2,890.00
Libraries .....	.....	.....	.....	.....
Furniture and fixtures.....	.....	.....	.....	.....
All other property.....	.....	21,705.00	.....	21,292.00
Bank stock or shares in any bank .....	.....	.....	.....	.....
Stock or shares in any corporation doing business in the State .....	.....	150.00	.....	.....
Grand total valuation of county .....	.....	\$2,631,366.00	.....	\$2,634,101.00
Number of military polls.....	183	.....	212	.....

Reduction made by State Board of Equalization for 1904, \$2,550.

## PARK.

## ABSTRACTS OF THE ASSESSMENT FOR THE YEARS 1903 AND 1904.

	1903		1904	
	No. of	Valuation	No. of	Valuation
Acres of agricultural land ....	22,199	\$ 155,396.00	22,063	\$ 154,444.00
Acres of grazing land .....	149,613	149,613.00	150,270	150,270.00
Acres of coal land .....	2,689	10,756.00	2,689	10,756.00
Acres of oil land .....	1,939	7,756.00	3,808	7,616.00
Acres of other mineral land and kind thereof .....	.....	.....	.....	.....
Improvements on agricultural, grazing lands and the kind of land thereof .....	.....	113,614.00	.....	108,920.00
Improvements on public lands. ....	.....	20,315.00	.....	16,920.00
Town and city lots.....	.....	25,094.00	.....	25,919.00
Improvements on town and city lots .....	.....	58,151.00	.....	63,719.00
Metalliferous mining claims....	.....	195,207.00	.....	206,032.00
Improvements on metalliferous mining claims .....	.....	122,374.00	.....	123,501.00
Gross output from metalliferous mining claims .....	.....	25,209.00	.....	25,139.00
Miles of railroads, as returned by State Board of Assessors	123.86	1,066,027.00	153.86	1,016,160.00
Other railroad property.....	.....	14,248.00	.....	16,040.00
Miles of telegraph lines .....	175.70	21,011.00	175.70	24,230.00
Miles of telephone lines .....	63.00	6,962.00	102.00	12,935.00
Average value of merchandise. ....	.....	23,175.00	.....	22,995.00
Average amount of capital em- ployed in manufactures.....	.....	7,145.00	.....	7,660.00
Horses .....	.....	23,675.00	1,965	25,425.00
Mules .....	1,811	230.00	17	260.00
Asses .....	21	264.00	88	264.00
Cattle .....	15,932	159,320.00	17,331	173,310.00
Sheep .....	20,370	32,592.00	19,142	30,628.00
Swine .....	40	132.00	41	107.00
Goats .....	2	10.00	2	10.00
All other animals.....	89	4,751.00	.....	.....
Musical instruments .....	319	2,053.00	87	5,020.00
Clocks and watches .....	.....	1,030.00	351	2,282.00
Jewelry, gold and silver plate, diamonds and other precious stones .....	.....	28,482.00	.....	955.00
Amount of money, credits, book accounts and other ac- counts not evidenced by writ- ing .....	.....	.....	.....	26,957.00

PARK—*Concluded.*

## ABSTRACTS OF THE ASSESSMENT FOR THE YEARS 1903 AND 1904.

	1903		1904	
	No. of	Valuation	No. of	Valuation
Cash value promissory notes, bonds, debentures and all other written evidence of indebtedness .....	.....	.....	.....	.....
Cash value of special privileges and franchises not included in other items.....	.....	.....	.....	.....
Average cash value bank deposits in State .....	.....	.....	.....	.....
Average cash value bank deposits out of State.....	.....	.....	.....	.....
Carriages and vehicles of every description .....	882	9,698.00	598	9,965.00
Household property (over and above exemption) .....	.....	4,726.00	.....	4,550.00
Libraries .....	.....	.....	.....	.....
Furniture and fixtures .....	.....	.....	.....	.....
All other property.....	.....	21,498.00	.....	22,194.00
Bank stock or shares in any bank .....	.....	.....	.....	.....
Stock or shares in any corporation doing business in the state .....	.....	.....	.....	.....
Grand total valuation of county .....	.....	\$2,310,519.00	.....	\$2,295,183.00
Number of military polls.....	348	.....	367	.....

Reduction made by State Board of Equalization for 1904, \$3,844.00

## PHILLIPS.

## ABSTRACTS OF THE ASSESSMENT FOR THE YEARS 1903 AND 1904.

	1903		1904	
	No. of	Valuation	No. of	Valuation
Acres of agricultural land.....				
Acres of grazing land.....	323,241	407,961.00	326,301	409,711.00
Acres of coal land.....				
Acres of oil land.....				
Acres of other mineral land and kind thereof.....				
Improvements on lands and the kind of land thereof.....		20,090.00		22,590.00
Improvements on public lands.....		4,700.00		4,450.00
Town and city lots.....	1,584	12,097.00	1,584	12,397.00
Improvements on town and city lots.....		28,895.00		30,795.00
Metalliferous mining claims.....				
Improvements on metalliferous mining claims.....				
Gross output from metalliferous mining claims.....				
Miles of railroads, as returned by State Board of Assessors..	36.30	237,039.00	36.30	254,100.00
Other railroad property.....		2,033.00	36.30	2,541.00
Miles of telegraph lines.....				
Miles of telephone lines.....				
Average value of merchandise.....		10,150.00		13,250.00
Average amount of capital em- ployed in manufactures.....				
Horses.....	1,944	51,600.00	2,022	53,550.00
Mules.....	59	1,575.00	114	2,850.00
Asses.....	1	100.00		
Cattle.....	11,974	155,652.00	11,692	140,304.00
Sheep.....	12,090	18,129.00	8,720	13,080.00
Swine.....	423	1,269.00	552	1,656.00
Goats.....	31	310.00		
All other animals.....	2	200.00	2	200.00
Musical instruments.....	19	370.00	23	690.00
Clocks and watches.....	24	220.00	27	270.00
Jewelry, gold and silver plate, diamonds and other precious stones.....		50.00		
Amount of money, credits, book accounts and other ac- counts not evidenced by writing.....		2,630.00		



PHILLIPS—*Concluded.*

## ABSTRACTS OF THE ASSESSMENT FOR THE YEARS 1903 AND 1904.

	1903		1904	
	No. of	Valuation	No. of	Valuation
Cash value promissory notes, bonds, debentures and all other written evidence of indebtedness .....	.....	.....	.....	.....
Cash value of special privileges and franchises not included in other items .....	.....	7,000.00	.....	.....
Average cash value bank deposits in State.....	.....	.....	.....	.....
Average cash value bank deposits out of State.....	.....	.....	.....	.....
Carriages and vehicles of every description .....	337	3,617.00	479	5,748.00
Household property (over and above exemption) .....	.....	.....	.....	.....
Libraries .....	.....	.....	.....	.....
Furniture and fixtures.....	.....	.....	.....	.....
All other property.....	.....	.....	.....	10,050.00
Bank stock or shares in any bank .....	.....	.....	.....	.....
Stock or shares in any corporation doing business in the State .....	.....	.....	.....	.....
Grand total valuation of county .....	.....	\$ 965,687.00	.....	\$ 978,232.00
Number of military polls.....	258	.....	267	.....

Reduction made by State Board of Equalization for 1904, \$9,075.

## PITKIN.

## ABSTRACTS OF THE ASSESSMENT FOR THE YEARS 1903 AND 1904.

	1903		1904	
	No. of	Valuation	No. of	Valuation
Acres of agricultural land.....	14,628	\$ 90,210.00	14,334	\$ 90,405.00
Acres of grazing land.....	25,423	37,805.00	26,374	37,140.00
Acres of coal land.....	10,062	142,960.00	10,032	142,550.00
Acres of oil land.....	.....	.....	.....	.....
Acres of other mineral land and kind thereof.....	.....	.....	.....	.....
Improvements on lands and the kind of land thereof.....	.....	267,960.00	.....	251,375.00
Improvements on public lands	.....	6,035.00	.....	6,225.00
Town and city lots.....	.....	142,575.00	.....	108,235.00
Improvements on town and city lots.....	.....	161,430.00	.....	158,625.00
Metalliferous mining claims..	.....	176,195.00	.....	181,055.00
Improvements on metalliferous mining claims	.....	58,970.00	.....	58,640.00
Gross output from metalliferous mining claims.....	.....	371,395.00	.....	325,155.00
Miles of railroads, as returned by State Board of Assessors	.....	845,670.00	.....	776,430.00
Other railroad property.....	.....	.....	.....	.....
Miles of telegraph lines.....	.....	.....	.....	.....
Miles of telephone lines.....	.....	.....	.....	.....
Average value of merchandise	.....	84,250.00	.....	65,405.00
Average amount of capital em- ployed in manufactures....	.....	.....	.....	.....
Horses	1,638	36,765.00	1,483	29,720.00
Mules	85	2,255.00	72	1,830.00
Asses	.....	.....	39	185.00
Cattle	6,348	63,670.00	4,722	43,555.00
Sheep	52,027	78,090.00	26	55.00
Swine	153	455.00	150	445.00
Goats	.....	.....	126	955.00
All other animals.....	43	195.00	.....	.....
Musical instruments	337	16,095.00	281	13,470.00
Clocks and watches.....	176	2,665.00	131	2,000.00
Jewelry, gold and silver plate, diamonds and other precious stones	.....	2,000.00	.....	2,205.00
Amount of money, credits, book accounts and other accounts not evidenced by writing	.....	185,160.00	.....	89,365.00

PITKIN—*Concluded.*

## ABSTRACTS OF THE ASSESSMENT FOR THE YEARS 1903 AND 1904.

	1903		1904	
	No. of	Valuation	No. of	Valuation
Cash value promissory notes, bonds, debentures and all other written evidence of indebtedness .....				
Cash value of special privileges and franchises not included in other items.....				
Average cash value bank deposits in State.....				
Average cash value bank deposits out of State.....				
Carriages and vehicles of every description .....	879	17,425.00	641	14,000.00
Household property (over and above exemption) .....		7,970.00		11,060.00
Libraries .....				
Furniture and fixtures.....		13,575.00		12,190.00
All other property.....		169,815.00		149,220.00
Bank stock or shares in any bank .....		18,000.00		16,000.00
Stock or shares in any corporation doing business in the State .....				
Grand total valuation of county .....		\$3,001,930.00		\$2,587,495.00
Number of military polls.....	805		585	

Reduction made by State Board of Equalization for 1904, \$92,071.

## PROWERS.

## ABSTRACTS OF THE ASSESSMENT FOR THE YEARS 1903 AND 1904.

	1903		1904	
	No. of	Valuation	No. of	Valuation
Acres of agricultural land.....	76,590	\$ 612,720.00	77,230	\$ 685,070.00
Acres of grazing land .....	215,730	223,930.00	200,930	200,090.00
Acres of coal land .....	.....	.....	.....	.....
Acres of oil land .....	.....	.....	.....	.....
Acres of other mineral land and kind thereof .....	.....	.....	.....	.....
Improvements on lands and the kind of land thereof .....	.....	120,965.00	.....	121,785.00
Improvements on public lands..	.....	10,035.00	.....	7,385.00
Town and city lots.....	.....	100,090.00	.....	109,890.00
Improvements on town and city lots .....	.....	175,430.00	.....	176,140.00
Metalliferous mining claims...	.....	.....	.....	.....
Improvements on metaliferous mining claims .....	.....	.....	.....	.....
Gross output from metalliferous mining claims .....	.....	.....	.....	.....
Miles of railroads, as returned by State Board of Assessors..	38.49	550,792.00	38.49	606,217.00
Other railroad property .....	.....	14,262.00	.....	17,425.00
Miles of telegraph lines .....	.....	11,954.00	.....	15,719.00
Miles of telephone lines .....	.....	4,549.00	.....	18,245.00
Average value of merchandise.	.....	70,320.00	.....	72,230.00
Average amount of capital em- ployed in manufactures.....	.....	7,000.00	.....	6,740.00
Horses .....	4,065	90,845.00	4,110	94,045.00
Mules .....	400	10,005.00	401	9,650.00
Asses .....	.....	.....	.....	.....
Cattle .....	28,865	259,375.00	20,205	202,005.00
Sheep .....	8,620	12,930.00	8,440	12,660.00
Swine .....	618	1,830.00	805	1,710.00
Goats .....	.....	.....	.....	.....
All other animals .....	12	1,500.00	10	1,300.00
Musical instruments .....	55	4,800.00	57	4,930.00
Clocks and watches .....	.....	.....	.....	.....
Jewelry, gold and silver plate, diamonds and other precious stones .....	.....	.....	.....	.....
Amount of money, credits, book accounts and other ac- counts not evidenced by writ- ing .....	.....	.....	.....	.....

PROWERS—*Concluded.*

ABSTRACTS OF THE ASSESSMENT FOR THE YEARS 1903 AND 1904.

	1903		1904	
	No. of	Valuation	No. of	Valuation
Cash value promissory notes, bonds, debentures and all other written evidence of indebtedness .....	.....	.....	.....	.....
Cash value of special privileges and franchises not included in other items.....	.....	.....	.....	.....
Average cash value bank deposits in State .....	.....	.....	.....	.....
Average cash value bank deposits out of State .....	.....	.....	.....	.....
Carriages and vehicles of every description .....	830	12,360.00	825	12,105.00
Household property (over and above exemption) .....	.....	1,400.00	.....	1,400.00
Libraries .....	.....	.....	.....	.....
Furniture and fixtures .....	.....	.....	.....	.....
All other property .....	.....	18,635.00	.....	19,720.00
Bank stock or shares in any bank .....	.....	24,560.00	.....	32,240.00
Stock or shares in any corporation doing business in the State .....	.....	.....	.....	.....
Grand total valuation of county .....	.....	\$2,340,887.00	.....	\$2,428,701.00
Number of military polls.....	480	.....	560	.....

Reduction made by State Board of Equalization for 1904, \$22,365.00.

## PUEBLO.

## ABSTRACTS OF THE ASSESSMENT FOR THE YEARS 1903 AND 1904.

	1903		1904	
	No of	Valuation	No. of	Valuation
Acres of agricultural land.....	39,820	\$ 860,105.00	45,810	\$ 861,228.00
Acres of grazing land.....	507,880	1,653,750.00	511,982	1,654,110.00
Acres of coal land.....	.....	.....	.....	.....
Acres of oil land.....	.....	.....	.....	.....
Acres of other mineral land and kind thereof.....	.....	.....	.....	.....
Improvements on lands and the kind of land thereof.....	.....	1,901,160.00	.....	2,009,665.00
Improvements on public lands	.....	25,980.00	.....	.....
Town and city lots.....	.....	7,562,582.00	.....	7,574,530.00
Improvements on town and city lots .....	.....	5,315,290.00	.....	5,745,305.00
Metalliferous mining claims	.....	.....	.....	.....
Improvements on metalliferous mining claims .....	.....	.....	.....	.....
Gross output from metalliferous mining claims.....	.....	.....	.....	.....
Miles of railroads, as returned by State Board of Assessors	277.79	2,780,422.00	277.91	2,826,927.00
Other railroad property.....	.....	56,505.00	.....	65,798.00
Miles of telegraph lines.....	.....	41,393.00	.....	51,232.00
Miles of telephone lines.....	.....	102,818.00	.....	163,935.00
Average value of merchandise.	.....	2,148,409.00	.....	2,136,714.00
Average amount of capital em- ployed in manufactures.....	.....	.....	.....	.....
Horses .....	7,173	205,790.00	7,079	210,175.00
Mules .....	367	15,690.00	336	12,850.00
Asses .....	.....	.....	.....	.....
Cattle .....	27,703	406,954.00	27,795	394,382.00
Sheep .....	16,698	27,255.00	4,177	8,750.00
Swine .....	1,502	4,216.00	1,487	4,162.00
Goats .....	.....	.....	.....	.....
All other animals.....	196	2,437.00	85	2,445.00
Musical instruments.....	1,297	67,516.00	1,521	81,300.00
Clocks and watches.....	2,013	19,518.00	2,592	26,011.00
Jewelry, gold and silver plate, diamonds and other precious stones .....	.....	9,485.00	.....	9,400.00



PUEBLO—*Concluded.*

## ABSTRACTS OF THE ASSESSMENT FOR THE YEARS 1903 AND 1904.

	1903		1904	
	No. of	Valuation	No. of	Valuation
Amount of money, credits, book accounts and other accounts not evidenced by writing .....				
Cash value promissory notes, bonds, debentures and all other written evidence of indebtedness .....		342,037.00		302,889.00
Cash value of special privileges and franchises not included in other items.....		175,000.00		
Average cash value bank deposits in State.....				
Average cash value bank deposits out of State.....				
Carriages and vehicles of every description .....	3,220	85,711.00	3,425	92,788.00
Household property (over and above exemption) .....		86,900.00		87,915.00
Libraries .....				
Furniture and fixtures.....		148,710.00		153,750.00
All other property.....		334,854.00		331,512.00
Bank stock or shares in any bank .....		626,699.99		501,649.00
Stock or shares in any corporation doing business in the State .....				175,000.00
Grand total valuation of county .....		\$25,008,186.00		\$25,574,422.00
Number of military polls.....	4,460		6,500	

Reduction made by State Board of Equalization for 1904, \$63,184.

## RIO BLANCO.

## ABSTRACTS OF THE ASSESSMENT FOR THE YEARS 1903 AND 1904.

	1903		1904	
	No. of	Valuation	No. of	Valuation
Acres of agricultural land .....	16,076	\$ 130,956.00	16,400	\$ 139,123.00
Acres of grazing land .....	53,246	91,066.00	56,512.61	89,081.00
Acres of coal land .....	4,388	43,700.00	4,268.38	42,400.00
Acres of oil land .....				
Acres of other mineral land and kind thereof .....	69.27	2,475.00	119.70	4,630.00
Improvements on lands and the kind of land thereof.....		83,610.00	403	86,740.00
Improvements on public lands.....		5,525.00	70	7,255.00
Town and city lots.....	1,384	39,055.00	1,384	38,604.00
Improvements on town and city lots .....		73,278.00	170	74,535.00
Metalliferous mining claims ..				
Improvements on metalliferous mining claims .....				
Gross output from metalliferous mining claims .....				
Miles of railroads, as returned by State Board of Assessors.....				
Other railroad property .....				
Miles of telegraph lines .....				
Miles of telephone lines .....	35	2,000.00	35	5,350.00
Average value of merchandise.....		59,072.00		51,193.00
Average amount of capital em- ployed in manufactures .....				
Horses .....	3,863	56,256.00	3,759	56,968.00
Mules .....	40	1,025.00	53	1,290.00
Asses .....				
Cattle .....	29,980	451,541.00	29,185	379,279.00
Sheep .....	25	63.00	37	93.00
Swine .....	153	447.00	216	649.00
Goats .....	69	150.00	20	50.00
All other animals .....	10	200.00	12	240.00
Musical instruments .....	51	2,940.00	54	3,510.00
Clocks and watches .....	94	758.00	102	771.00
Jewelry, gold and silver plate, diamonds and other precious stones .....		25.00		25.00
Amount of money, credits, book accounts and other ac- counts not evidenced by writ- ing .....				

RIO BLANCO—*Concluded.*

## ABSTRACTS OF THE ASSESSMENT FOR THE YEARS 1903 AND 1904.

	1903		1904	
	No. of	Valuation	No. of	Valuation
Cash value promissory notes, bonds, debentures and all other written evidence of indebtedness .....	.....	3,242.00	.....	.....
Cash value of special privileges and franchises not included in other items .....	.....	150.00	.....	150.00
Average cash value bank deposits in State .....	.....	1,177.00	.....	390.00
Average cash value bank deposits out of State .....	.....	.....	.....	.....
Carriages and vehicles of every description .....	520	9,707.00	506	9,879.00
Household property (over and above exemption) .....	.....	225.00	.....	200.00
Libraries .....	.....	.....	.....	.....
Furniture and fixtures .....	.....	4,190.00	.....	3,625.00
All other property .....	.....	27,124.00	.....	18,378.00
Bank stock or shares in any bank .....	.....	7,500.00	.....	7,200.00
Stock or shares in any corporation doing business in the State .....	.....	.....	.....	180.00
Grand total valuation of county .....	.....	\$1,097,457.00	.....	\$1,021,788.00
Number of military polls..	354	.....	341	.....

Reduction made by State Board of Equalization for 1904, \$2,140.00.

## RIO GRANDE.

## ABSTRACTS OF THE ASSESSMENT FOR THE YEARS 1903 AND 1904.

	1903		1904	
	No. of	Valuation	No. of	Valuation
Acres of agricultural land.....	58,249	\$ 421,490.00	58,348	\$ 411,430.00
Acres of grazing land.....	85,820	155,865.00	87,132	157,605.00
Acres of coal land.....	.....	.....	.....	.....
Acres of oil land.....	.....	.....	.....	.....
Acres of other mineral land and kind thereof.....	1,858	16,620.00	1,928	14,460.00
Improvements on lands and the kind of land thereof.....	.....	159,375.00	.....	149,175.00
Improvements on public lands	.....	29,370.00	.....	32,115.00
Town and city lots.....	.....	133,255.00	.....	131,990.00
Improvements on town and city lots, improvements on leased lots .....	.....	188,930.00	.....	192,435.00
Metalliferous mining claims....	.....	.....	.....	.....
Improvements on metalliferous mining claims .....	.....	.....	.....	.....
Gross output from metalliferous mining claims.....	.....	.....	.....	.....
Miles of railroads, as returned by State Board of Assessors..	40.8	341,495.00	40.8	346,800.00
Other railroad property.....	.....	3,839.00	.....	5,440.00
Miles of telegraph lines.....	.....	4,400.00	40.8	5,245.00
Miles of telephone lines.....	.....	100.00	.....	11,415.00
Average value of merchandise	.....	84,970.00	.....	78,270.00
Average amount of capital em- ployed in manufactures.....	.....	3,200.00	.....	3,550.00
Horses .....	2,842	74,850.00	2,764	83,025.00
Mules .....	75	2,530.00	80	2,585.00
Asses .....	.....	.....	.....	.....
Cattle .....	9,160	82,950.00	8,470	93,000.00
Sheep .....	15,245	15,865.00	17,168	21,700.00
Swine .....	2,723	8,405.00	2,480	8,135.00
Goats .....	.....	.....	.....	.....
All other animals.....	10	1,175.00	15	1,865.00
Musical instruments .....	124	8,690.00	125	9,365.00
Clocks and watches.....	64	760.00	59	580.00
Jewelry, gold and silver plate, diamonds and other precious stones .....	.....	290.00	.....	850.00
Amount of money, credits, book accounts and other accounts not evidenced by writing .....	.....	37,880.00	.....	39,200.00

RIO GRANDE—*Concluded.*

## ABSTRACTS OF THE ASSESSMENT FOR THE YEARS 1903 AND 1904.

	1903		1904	
	No. of	Valuation	No. of	Valuation
Cash value promissory notes, bonds, debentures and all other written evidence of indebtedness .....	.....	38,000.00	.....	.....
Cash value of special privileges and franchises not included in other items.....	.....	.....	.....	35,000.00
Average cash value bank deposits in State.....	.....	.....	.....	.....
Average cash value bank deposits out of State.....	.....	.....	.....	.....
Carriages and vehicles of every description .....	1,052	21,930.00	1,012	24,815.00
Household property (over and above exemption) .....	.....	5,430.00	.....	6,640.00
Libraries .....	.....	.....	.....	37,885.00
Furniture and fixtures.....	.....	.....	.....	.....
All other property.....	.....	89,555.00	.....	32,880.00
Bank stock or shares in any bank .....	.....	2,000.00	.....	.....
Stock or shares in any corporation doing business in the State .....	.....	.....	.....	.....
Grand total valuation of county .....	.....	\$1,936,219.00	.....	\$1,945,515.00
Number of military polls.....	492	.....	488	.....

Reduction made by State Board of Equalization for 1904, \$1,835.

## ROUTT.

## ABSTRACTS OF THE ASSESSMENT FOR THE YEARS 1903 AND 1904.

	1903		1904	
	No. of	Valuation	No. of	Valuation
Acres of agricultural land .....	40,085	\$ 381,910.00	45,663	\$ 434,665.00
Acres of grazing land.....	133,355	312,700.00	131,901	291,505.00
Acres of coal land.....	24,390	243,900.00	42,860	428,600.00
Acres of oil land.....			11,958	52,050.00
Acres of other mineral land and kind thereof .....	780	3,120.00		
Improvements on lands and the kind of land thereof.....		171,890.00		181,330.00
Improvements on public lands.		44,400.00		57,465.00
Town and city lots.....		89,620.00		103,675.00
Improvements on town and city lots .....		93,655.00		121,595.00
Metalliferous mining claims....				
Improvements on metalliferous mining claims.....				
Gross output from metalliferous mining claims.....				
Miles of railroads, as returned by State Board of Assessors..				
Other railroad property.....				
Miles of telegraph lines.....				
Miles of telephone lines.....		8,050.00		
Average value of merchandise.		88,560.00		110,650.00
Average amount of capital em- ployed in manufactures.....				
Horses .....	10,030	210,125.00	10,324	233,215.00
Mules .....	75	1,815.00	67	2,405.00
Asses .....				
Cattle .....	63,722	836,410.00	71,734	870,585.00
Sheep .....	8,780	17,560.00	9,492	18,985.00
Swine .....	296	1,380.00	417	2,000.00
Goats .....				
All other animals .....	98	1,315.00	91	910.00
Musical instruments .....	136	6,265.00	142	7,730.00
Clocks and watches.....	227	1,955.00	162	1,345.00
Jewelry gold and silver plate, diamonds and other precious stones .....				
Amount of money, credits, book accounts and other ac- counts not evidenced by writ- ing .....		103,880.00		134,740.00



ROUTT—*Concluded.*

## ABSTRACTS OF THE ASSESSMENT FOR THE YEARS 1903 AND 1904.

	1903		1904	
	No. of	Valuation	No. of	Valuation
Cash value promissory notes, bonds, debentures and all other written evidence of indebtedness .....				
Cash value of special privileges and franchises not included in other items .....				
Average cash value bank deposits in State.....				
Average cash value bank deposits out of State.....				
Carriages and vehicles of every description .....	1,263	29,545.00	1,446	35,215.00
Household property (over and above exemption) .....		2,750.00		2,850.00
Libraries .....				
Furniture and fixtures.....				
All other property.....		43,925.00		56,380.00
Bank stock or shares in any bank .....				
Stock or shares in any corporation doing business in the State .....				11,400.00
Grand total valuation of county .....		\$2,694,640.00		\$3,159,295.00
Number of military polls.....	749		814	

Reduction made by State Board of Equalization for 1904, \$4,560.

## SAGUACHE.

## ABSTRACTS OF THE ASSESSMENT FOR THE YEARS 1903 AND 1904.

	1903		1904	
	No. of	Valuation	No. of	Valuation
Acres of agricultural land.....	70,820	\$ 663,873.00	72,820	\$ 672,289.00
Acres of grazing land .....	272,711	.....	.....	.....
Acres of coal land.....	.....	.....	.....	.....
Acres of oil land.....	.....	.....	.....	.....
Acres of other mineral land and kind thereof.....	.....	.....	.....	.....
Improvements on lands and the kind of land thereof.....	.....	184,437.00	.....	179,330.00
Improvements on public lands .....	.....	26,450.00	.....	22,530.00
Town and city lots.....	.....	23,264.00	.....	23,055.00
Improvements on town and city lots .....	.....	80,315.00	.....	84,170.00
Metalliferous mining claims....	.....	36,740.00	.....	54,087.00
Improvements on metalliferous mining claims .....	.....	13,100.00	.....	14,220.00
Gross output from metalliferous mining claims.....	.....	22,311.00	.....	13,140.00
Miles of railroads, as returned by State Board of Assessors	109.67	726,562.00	109.65	687,525.00
Other railroad property.....	.....	35,730.00	.....	21,198.00
Miles of telegraph lines.....	.....	10,320.00	.....	12,099.00
Miles of telephone lines.....	.....	2,405.00	.....	23,920.00
Average value of merchandise .....	.....	60,155.00	.....	55,200.00
Average amount of capital em- ployed in manufactures.....	.....	.....	.....	.....
Horses .....	4,211	59,634.00	3,874	49,282.00
Mules .....	116	2,381.00	88	2,235.00
Asses .....	.....	.....	.....	.....
Cattle .....	21,488	186,084.00	23,663	251,363.00
Sheep .....	36,532	36,532.00	37,467	46,838.00
Swine .....	738	2,170.00	956	3,125.00
Goats .....	819	636.00	504	520.00
All other animals.....	.....	.....	.....	.....
Musical instruments .....	134	6,501.00	144	6,883.00
Clocks and watches.....	147	2,012.00	271	2,315.00
Jewelry, gold and silver plate, diamonds and other precious stones .....	.....	.....	.....	100.00

SAGUACHE—*Concluded.*

## ABSTRACTS OF THE ASSESSMENT FOR THE YEARS 1903 AND 1904.

	1903		1904	
	No. of	Valuation	No. of	Valuation
Amount of money, credits, book accounts and other accounts not evidenced by writing .....				
Cash value promissory notes, bonds, debentures and all other written evidence of indebtedness .....				
Cash value of special privileges and franchises not included in other items.....				
Average cash value bank deposits in State.....		53,500.00		
Average cash value bank deposits out of State.....				61,095.00
Carriages and vehicles of every description.....	992	20,553.00	1,066	21,131.00
Household property (over and above exemption) .....		780.00		1,090.00
Libraries .....				
Furniture and fixtures.....				
All other property.....		67,777.00		71,417.00
Bank stock or shares in any bank .....				
Stock or shares in any corporation doing business in the State .....				
Grand total valuation of county .....		\$2,324,222.00		\$2,400,157.00
Number of military polls.....	523		605	

Reduction made by State Board of Equalization for 1904, \$18,970.

## SAN JUAN.

## ABSTRACTS OF THE ASSESSMENT FOR THE YEARS 1903 AND 1904.

	1903		1904	
	No. of	Valuation	No. of	Valuation
Acres of agricultural land .....				
Acres of grazing land.....		\$ 400.00	49	\$ 400.00
Acres of coal land .....				
Acres of oil land .....				
Acres of other mineral land and kind thereof .....		474,414.00		
Improvements on lands and the kind of land thereof .....		242,675.00		
Improvements on public lands .....		3,200.00		2,850.00
Town and city lots .....		95,489.00		96,486.00
Improvements on town and city lots .....		253,815.00		257,090.00
Metalliferous mining claims....				522,810.00
Improvements on metalliferous mining claims .....				555,500.00
Gross output from metalliferous mining claims .....		470,877.00		532,475.00
Miles of railroads, as returned by State Board of Assessors.	36.75	232,425.00	36.75	244,250.00
Other railroad property .....				650.00
Miles of telegraph lines .....				2,326.00
Miles of telephone lines .....				18,460.00
Average value of merchandise .....		93,575.00		86,225.00
Average amount of capital em- ployed in manufactures .....		1,500.00		1,500.00
Horses .....	366	7,350.00	238	6,125.00
Mules .....	61	1,190.00	59	1,050.00
Asses .....	153	765.00	153	765.00
Cattle .....	255	3,825.00	218	3,910.00
Sheep .....	4,302	6,453.00	6,592	9,987.00
Swine .....				
Goats .....	1,200	1,200.00	750	750.00
All other animals .....				
Musical instruments .....	82	6,120.00	86	6,600.00
Clocks and watches.....	46	1,004.00	45	957.00
Jewelry, gold and silver plate, diamonds and other precious stones .....		1,690.00		2,085.00
Amount of money, credits, book accounts and other ac- counts not evidenced by writ- ing .....		10,650.00		11,625.00

SAN JUAN.—*Concluded.*

## ABSTRACTS OF THE ASSESSMENT FOR THE YEARS 1903 AND 1904.

	1903		1904	
	No. of	Valuation	No. of	Valuation
Cash value promissory notes, bonds, debentures and all other written evidence of indebtedness .....	.....	.....	.....	.....
Cash value of special privileges and franchises not included in other items .....	.....	.....	.....	.....
Average cash value bank deposits in State .....	.....	.....	.....	.....
Average cash value bank deposits out of State .....	.....	.....	.....	.....
Carriages and vehicles of every description .....	103	2,375.00	120	3,115.00
Household property (over and above exemption) .....	.....	8,920.00	.....	7,500.00
Libraries .....	.....	.....	.....	.....
Furniture and fixtures .....	.....	.....	.....	.....
All other property.....	.....	21,915.00	.....	11,590.00
Bank stock or shares in any bank .....	.....	30,000.00	.....	30,000.00
Stock or shares in any corporation doing business in the State .....	.....	.....	.....	.....
Grand total valuation of county .....	.....	\$1,972,127.00	.....	\$2,117,081.00
Number of military polls.....	134	.....	577	.....

Reduction made by State Board of Equalization for 1904, \$3,033.00.

## SAN MIGUEL.

## ABSTRACTS OF THE ASSESSMENT FOR THE YEARS 1903 AND 1904.

	1903		1904	
	No. of	Valuation	No. of	Valuation
Acres of agricultural land.....	6,216	\$ 55,020.00	6,806	\$ 57,315.00
Acres of grazing land.....	33,518	41,890.00	37,877	47,345.00
Acres of coal land.....	.....	.....	.....	.....
Acres of oil land.....	.....	.....	.....	.....
Acres of other mineral land and kind thereof.....	.....	.....	.....	.....
Improvements on lands and the kind of land thereof.....	.....	46,830.00	.....	51,220.00
Improvements on public lands	.....	141,455.00	.....	66,190.00
Town and city lots.....	.....	334,995.00	.....	293,425.00
Improvements on town and city lots .....	.....	432,520.00	.....	425,560.00
Metalliferous mining claims..	12,178.93	207,065.00	12,713	253,105.00
Improvements on metalliferous mining claims .....	.....	599,260.00	.....	615,055.00
Gross output from metalliferous mining claims.....	.....	687,870.00	.....	504,530.00
Miles of railroads, as returned by State Board of Assessors..	48.76	243,800.00	48.75	243,800.00
Other railroad property.....	.....	.....	.....	2,325.00
Miles of telegraph lines.....	49	5,530.00	49	6,591.00
Miles of telephone lines.....	.....	5,774.00	.....	8,815.00
Average value of merchandise	.....	169,825.00	.....	141,500.00
Average amount of capital em- ployed in manufactures.....	.....	.....	.....	.....
Horses .....	1,469	36,450.00	1,790	42,595.00
Mules .....	199	4,265.00	265	4,925.00
Asses .....	68	335.00	85	470.00
Cattle .....	6,038	67,425.00	8,769	89,595.00
Sheep .....	925	940.00	460	690.00
Swine .....	155	685.00	160	600.00
Goats .....	.....	.....	.....	.....
All other animals.....	.....	.....	.....	.....
Musical instruments .....	59	5,125.00	61	4,530.00
Clocks and watches.....	79	1,765.00	72	1,395.00
Jewelry, gold and silver plate, diamonds and other precious stones .....	.....	1,050.00	.....	1,025.00
Amount of money, credits, book accounts and other accounts not evidenced by writing .....	.....	12,180.00	.....	70,205.00



SAN MIGUEL—*Concluded.*

## ABSTRACTS OF THE ASSESSMENT FOR THE YEARS 1903 AND 1904.

	1903		1904	
	No. of	Valuation	No. of	Valuation
Cash value promissory notes, bonds, debentures and all other written evidence of indebtedness .....	.....	.....	.....	.....
Cash value of special privileges and franchises not included in other items.....	.....	.....	.....	.....
Average cash value bank deposits in State.....	.....	.....	.....	.....
Average cash value bank deposits out of State.....	.....	.....	.....	.....
Carriages and vehicles of every description .....	398	12,010.00	432	12,255.00
Household property (over and above exemption) .....	.....	6,045.00	.....	4,770.00
Libraries .....	.....	.....	.....	.....
Furniture and fixtures.....	.....	30,640.00	.....	29,985.00
All other property.....	.....	23,955.00	.....	21,580.00
Bank stock or shares in any bank .....	.....	145,555.00	.....	83,290.00
Stock or shares in any corporation doing business in the State .....	.....	.....	.....	.....
Grand total valuation of county .....	.....	<b>\$3,323,359.00</b>	.....	<b>\$3,084,686.00</b>
Number of military polls.....	694	.....	1,293	.....

Reduction made by State Board of Equalization for 1904, \$3,144.

## SEDGWICK.

## ABSTRACTS OF THE ASSESSMENT FOR THE YEARS 1903 AND 1904.

	1903		1904	
	No. of	Valuation	No. of	Valuation
Acres of agricultural land .....	10,718	\$ 53,690.00	10,000	\$ 50,000.00
Acres of grazing land .....	223,282	210,013.00	222,332	261,249.00
Acres of coal land .....	.....	.....	.....	.....
Acres of oil land .....	.....	.....	.....	.....
Acres of other mineral land and kind thereof .....	.....	.....	.....	.....
Improvements on lands and the kind of land thereof....	.....	11,680.00	.....	11,145.00
Improvements on public lands .....	.....	2,340.00	.....	2,035.00
Town and city lots .....	.....	11,440.00	.....	7,592.00
Improvements on town and city lots .....	.....	27,925.00	.....	26,150.00
Metalliferous mining claims ..	.....	.....	.....	.....
Improvements on metalliferous mining claims .....	.....	.....	.....	.....
Gross output from metalliferous mining claims .....	.....	.....	.....	.....
Miles of railroads, as returned by State Board of Assessors..	32.07	405,946.00	32.07	451,840.00
Other railroad property .....	.....	5,568.00	.....	16,662.00
Miles of telegraph lines .....	.....	4,179.00	.....	5,347.00
Miles of telephone lines .....	.....	.....	15	360.00
Average value of merchandise .....	.....	.....	.....	10,650.00
Average amount of capital em- ployed in manufactures ....	.....	9,500.00	.....	.....
Horses .....	1,194	18,314.00	876	19,630.00
Mules .....	10	3,250.00	6	240.00
Asses .....	.....	.....	.....	.....
Cattle .....	8,586	95,209.00	6,795	72,726.00
Sheep .....	3,845	5,767.00	5,700	7,125.00
Swine .....	131	414.00	157	557.00
Goats .....	.....	.....	.....	.....
All other animals .....	.....	.....	.....	.....
Musical instruments .....	32	1,125.00	19	1,200.00
Clocks and watches .....	19	95.00	16	80.00
Jewelry, gold and silver plate, diamonds and other precious stones .....	.....	.....	.....	.....
Amount of money, credits, book accounts and other ac- counts not evidenced by writ- ing .....	.....	1,900.00	.....	.....

SEDGWICK—*Concluded.*

## ABSTRACTS OF THE ASSESSMENT FOR THE YEARS 1903 AND 1904.

	1903		1904	
	No. of	Valuation	No. of	Valuation
Cash value promissory notes, bonds, debentures and all other written evidence of indebtedness .....	.....	.....	.....	1,092.00
Cash value of special privileges and franchises not included in other items .....	.....	.....	.....	.....
Average cash value bank deposits in State .....	.....	.....	.....	.....
Average cash value bank deposits out of State.....	.....	.....	.....	.....
Carriages and vehicles of every description .....	198	3,380.00	170	4,954.00
Household property (over and above exemption) .....	.....	350.00	.....	385.00
Libraries .....	.....	.....	.....	.....
Furniture and fixtures .....	.....	505.00	.....	1,125.00
All other property .....	.....	2,745.00	.....	3,050.00
Bank stock or shares in any bank .....	.....	4,000.00	.....	4,000.00
Stock or shares in any corporation doing business in the State .....	.....	.....	.....	.....
Grand total valuation of county .....	.....	\$ 879,335.00	.....	\$ 959,194.00
Number of military polls.....	95	.....	101	.....

Reduction made by State Board of Equalization for 1904. \$908.00.

## SUMMIT.

## ABSTRACTS OF THE ASSESSMENT FOR THE YEARS 1903 AND 1904.

	1903		1904	
	No. of	Valuation	No. of	Valuation
Acres of agricultural land .....	1,679	\$ 8,395.00	1,744	\$ 8,720.00
Acres of grazing land.....	11,800	14,750.00	14,459	18,073.00
Acres of coal land.....	.....	.....	.....	.....
Acres of oil land.....	.....	.....	.....	.....
Acres of other mineral land and kind thereof.....	400	3,200.00	440	3,520.00
Improvements on lands and the kind of land thereof.....	.....	12,525.00	.....	11,365.00
Improvements on public lands. ....	.....	5,640.00	.....	4,825.00
Town and city lots.....	.....	37,692.00	.....	36,882.00
Improvements on town and city lots .....	.....	156,695.00	.....	163,127.00
Metalliferous mining claims....	.....	320,634.00	.....	341,290.00
Improvements on metalliferous mining claims .....	.....	317,706.00	.....	296,049.00
Gross output from metalliferous mining claims.....	.....	69,307.00	.....	52,065.00
Miles of railroads, as returned by State Board of Assessors..	68.75	400,695.00	68.75	408,300.00
Other railroad property.....	.....	2,162.00	.....	4,052.00
Miles of telegraph lines.....	.....	7,625.00	.....	9,049.00
Miles of telephone lines.....	.....	11,449.00	.....	14,450.00
Average value of merchandise. ....	.....	59,742.00	.....	51,211.00
Average amount of capital em- ployed in manufactures.....	.....	1,000.00	.....	1,000.00
Horses .....	850	17,320.00	768	16,357.00
Mules .....	7	180.00	.....	90.00
Asses .....	53	265.00	31	220.00
Cattle .....	2,319	26,621.00	2,321	30,978.00
Sheep .....	2,675	2,130.00	146	185.00
Swine .....	11	55.00	8	40.00
Goats .....	.....	.....	.....	.....
All other animals.....	.....	.....	.....	.....
Musical instruments .....	75	5,805.00	69	4,890.00
Clocks and watches.....	63	825.00	42	550.00
Jewelry, gold and silver plate, diamonds and other precious stones .....	.....	20.00	.....	.....
Amount of money, credits, book accounts and other ac- counts not evidenced by writ- ing .....	.....	14,450.00	.....	9,900.00

SUMMIT—*Concluded.*

## ABSTRACTS OF THE ASSESSMENT FOR THE YEARS 1903 AND 1904.

	1903		1904	
	No. of	Valuation	No. of	Valuation
Cash value promissory notes, bonds, debentures and all other written evidence of indebtedness .....				
Cash value of special privileges and franchises not included in other items .....				
Average cash value bank deposits in State.....				
Average cash value bank deposits out of State.....				
Carriages and vehicles of every description .....	435	8,915.00	556	8,445.00
Household property (over and above exemption) .....		1,000.00		500.00
Bicycles .....				145.00
Furniture and fixtures.....		4,875.00	15	4,325.00
All other property .....		13,965.00		7,335.00
Bank stock or shares in any bank .....				
Stock or shares in any corporation doing business in the State .....				
Grand total valuation of county .....		<u>\$1,525,643.00</u>		<u>\$1,507,938.00</u>
Number of military polls.....	391		354	

Reduction made by State Board of Equalization for 1904, \$3,717.

## TELLER.

## ABSTRACTS OF THE ASSESSMENT FOR THE YEARS 1903 AND 1904.

	1903		1904	
	No. of	Valuation	No. of	Valuation
Acres of agricultural land.....			1,667	\$ 3,440.00
Acres of grazing land.....	82,288	\$ 129,895.00	77,089	78,280.00
Acres of coal land.....			3,263	10,580.00
Acres of oil land.....				
Acres of other mineral land and kind thereof.....				
Improvements on lands and the kind of land thereof.....		51,730.00		36,110.00
Improvements on public lands		85,570.00		68,440.00
Town and city lots.....	28,703	1,282,535.00	29,136	832,200.00
Improvements on town and city lots .....		1,248,080.00		1,213,420.00
Metalliferous mining claims..	36,241	2,435,660.00	56,689	2,612,130.00
Improvements on metalliferous mining claims.....		1,253,360.00		1,628,650.00
Gross output from metalliferous mining claims.....		3,706,140.00		2,981,590.00
Miles of railroads, as returned				
by State Board of Assessors	110.97	1,023,361.00	109.350	1,023,430.00
Other railroad property.....		10,392.00		4,550.00
Miles of telegraph lines.....		13,036.00	102.82	16,815.00
Miles of telephone lines.....		46,223.00	2,176.21	60,320.00
Average value of merchandise		345,515.00		328,880.00
Average amount of capital em- ployed in manufactures.....				10,262.00
Horses .....	1,668	30,640.00	1,418	25,030.00
Mules .....	117	1,480.00	64	800.00
Asses .....				
Cattle .....	5,616	62,540.00	5,628	66,430.00
Sheep .....	4	10.00	16	20.00
Swine .....	20	50.00	43	230.00
Goats .....			2	60.00
All other animals.....			16	160.00
Musical instruments .....	435	18,110.00	466	21,180.00
Clocks and watches.....	27	500.00	27	470.00
Jewelry, gold and silver plate, diamonds and other precious stones .....		470.00		660.00
Amount of money, credits, book accounts and other accounts not evidenced by writing .....		7,800.00		6,300.00



TELLER—*Concluded.*

## ABSTRACTS OF THE ASSESSMENT FOR THE YEARS 1903 AND 1904.

	1903		1904	
	No. of	Valuation	No. of	Valuation
Cash value promissory notes, bonds, debentures and all other written evidence of indebtedness .....	.....	6,500.00	.....	6,000.00
Cash value of special privileges and franchises not included in other items.....	.....	113,500.00	.....	110,000.00
Average cash value bank deposits in State.....	.....	8,550.00	.....	8,000.00
Average cash value bank deposits out of State.....	.....	.....	.....	.....
Carriages and vehicles of every description .....	914	17,370.00	823	14,310.00
Household property (over and above exemption) .....	.....	7,940.00	.....	5,440.00
Libraries .....	.....	5,290.00	.....	5,020.00
Furniture and fixtures.....	.....	76,480.00	.....	65,340.00
All other property.....	.....	161,370.00	.....	8,670.00
Bank stock or shares in any bank .....	.....	75,000.00	.....	70,000.00
Stock or shares in any corporation doing business in the State .....	.....	.....	.....	.....
Grand total valuation of county .....	.....	\$12,225,097.00	.....	\$11,323,337.00
Number of military polls.....	2,493	.....	2,331	.....

Reduction made by State Board of Equalization for 1904, \$82,141.

## WASHINGTON.

## ABSTRACTS OF THE ASSESSMENT FOR THE YEARS 1903 AND 1904.

	1903		1904	
	No. of	Valuation	No. of	Valuation
Acres of agricultural land .....	5,018	\$ 50,180.00	6,075	\$ 60,750.00
Acres of grazing land .....	302,300	205,066.00	514,942	325,970.00
Acres of coal land .....				
Acres of oil land .....				
Acres of other mineral land and kind thereof .....				
Improvements on lands and the kind of land thereof.....		31,020.00		
Improvements on public lands .....		6,230.00		44,730.00
Town and city lots.....	845	6,541.00		9,505.00
Improvements on town and city lots .....		21,980.00	854	5,927.00
Metalliferous mining claims....				12,935.00
Improvements on metalliferous mining claims.....				
Gross output from metalliferous mining claims .....				
Miles of railroads, as returned by State Board of Assesors..	40.33	578,417.00	40.33	613,160.00
Other railroad property.....		11,290.00		10,785.00
Miles of telegraph lines .....		313.00		907.00
Miles of telephone lines .....		1,045.00		1,185.00
Average value of merchandise .....		11,398.00		11,806.00
Average amount of capital em- ployed in manufactures .....		600.00		550.00
Horses .....	1,961	35,255.00	3,174	69,754.00
Mules .....	20	480.00	25	605.00
Asses .....				
Cattle .....	14,324	198,845.00	24,554	263,570.00
Sheep .....	6,225	9,442.00	34,817	43,487.00
Swine .....	357	1,122.00	446	1,526.00
Goats .....				
All other animals .....				
Musical instruments .....	57	2,150.00	61	2,290.00
Clocks and watches .....	49	365.00	38	280.00
Jewelry, gold and silver plate, diamonds and other precious stones .....				
Amount of money, credits, book accounts and other accounts not evidenced by writing.....		6,444.00		2,190.00

WASHINGTON—*Concluded.*

## ABSTRACTS OF THE ASSESSMENT FOR THE YEARS 1903 AND 1904.

	1903		1904	
	No. of	Valuation	No. of	Valuation
Cash value promissory notes, bonds, debentures and all other written evidence of indebtedness .....	.....	.....	.....	.....
Cash value of special privileges and franchises not included in other items .....	.....	.....	.....	.....
Average cash value bank deposits in State .....	.....	.....	.....	.....
Average cash value bank deposits out of State.....	.....	.....	.....	.....
Carriages and vehicles of every description .....	258	3,640.00	358	5,520.00
Household property (over and above exemption) .....	.....	200.00	.....	250.00
Libraries .....	.....	.....	.....	.....
Furniture and fixtures .....	.....	.....	.....	.....
All other property .....	.....	.....	.....	6,090.00
Bank stock or shares in any bank .....	.....	2,840.00	.....	.....
Stock or shares in any corporation doing business in the State .....	.....	.....	.....	.....
Grand total valuation of county .....	.....	\$1,184,863.00	.....	\$1,493,772.00
Number of military polls....	138	.....	256	.....
Reduction made by State Board of Equalization for 1904, \$131.00.				

## WELD.

## ABSTRACTS OF THE ASSESSMENT FOR THE YEARS 1903 AND 1904.

	1903		1904	
	No. of	Valuation	No. of	Valuation
Acres of agricultural land.....	217,365	\$3,795,835.00	211,515	\$3,847,760.00
Acres of grazing land.....	920,712	1,298,485.00	957,836	1,264,740.00
Acres of coal land.....	5,367	152,230.00	7,977	176,370.00
Acres of oil land.....	.....	.....	.....	.....
Acres of other mineral land and kind thereof.....	.....	.....	.....	.....
Improvements on lands and the kind of land thereof.....	.....	867,375.00	.....	970,740.00
Improvements on public lands	.....	11,020.00	.....	12,770.00
Town and city lots.....	.....	516,285.00	.....	537,530.00
Improvements on town and city lots .....	.....	881,920.00	.....	911,860.00
Metalliferous mining claims...	.....	.....	.....	.....
Improvements on metalliferous mining claims .....	.....	.....	.....	.....
Gross output from metalliferous mining claims.....	.....	.....	.....	.....
Miles of railroads, as returned				
Miles of railroads, as returned by State Board of Assessors..	247.61	2,743,165.00	247.61	2,918,117.00
Other railroad property .....	.....	34,129.00	.....	39,691.00
Miles of telegraph lines.....	58.66	19,610.00	58.66	24,086.00
Miles of telephone lines.....	910.06	54,294.00	910.06	111,285.00
Average value of merchandise.	.....	349,090.00	.....	444,630.00
Average amount of capital em- ployed in manufactures ....	.....	.....	.....	.....
Horses .....	14,194	310,000.00	15,541	436,540.00
Mules .....	416	14,095.00	572	25,940.00
Asses .....	.....	.....	.....	.....
Cattle .....	40,269	429,045.00	38,804	420,815.00
Sheep .....	60,317	97,230.00	60,685	97,770.00
Swine .....	2,313	9,365.00	2,769	10,805.00
Goats .....	.....	.....	.....	.....
All other animals .....	.....	.....	.....	.....
Musical instruments .....	662	21,240.00	757	29,270.00
Clocks and watches .....				
Jewelry, gold and silver plate, diamonds and other precious stones .....		3,125.00		2,910.00

WELD--*Concluded.*

ABSTRACTS OF THE ASSESSMENT FOR THE YEARS 1903 AND 1904.

	1903		1904	
	No. of	Valuation	No. of	Valuation
Amount of money, credits, book accounts and other accounts not evidenced by writing ....				
Cash value promissory notes, bonds, debentures and all other written evidence of indebtedness .....				
Cash value of special privileges and franchises not included in other items.....		142,840.00		
Average cash value bank deposits in State .....				100,070.00
Average cash value bank deposits out of State .....				
Carriages and vehicles of every description .....	3,565	74,660.00	4,563	95,035.00
Household property (over and above exemption) .....	.....	.....	.....	.....
Libraries .....	.....	94,945.00	.....	.....
Furniture and fixtures.....	.....	.....	.....	131,395.00
All other property .....	.....	.....	.....	.....
Bank stock or shares in any bank .....	.....	101,000.00	.....	102,000.00
Stock or shares in any corporation doing business in the State .....	.....	.....	.....	.....
Grand total valuation of county .....	.....	\$12,020,983.00	.....	\$12,712,129.00
Number of military polls.....	2,328	.....	2,938	.....
Reduction made by State Board of Equalization for 1904				\$51,147.00.

## YUMA.

## ABSTRACTS OF THE ASSESSMENT FOR THE YEARS 1903 AND 1904.

	1903		1904	
	No. of	Valuation	No. of	Valuation
Acres of agricultural land.....				
Acres of grazing land .....	281,684	\$ 254,545.00	568,342	\$ 503,685.00
Acres of coal land.....				
Acres of oil land.....				
Acres of other mineral land and kind thereof.....				
Improvements on lands and the kind of land thereof.....		26,295.00		49,440.00
Improvements on public lands.		3,315.00		6,670.00
Town and city lots.....		34,295.00		38,487.00
Improvements on town and city lots .....		50,590.00		57,755.00
Metalliferous mining claims....				
Improvements on metalliferous mining claims .....				
Gross output from metalliferous mining claims.....				
Miles of railroads, as returned by State Board of Assessors..	40.51	586,382.00	40.51	635,470.00
Other railroad property.....		10,201.00		
Miles of telegraph lines.....				
Miles of telephone lines.....		250.00		
Average value of merchandise.		24,775.00		30,375.00
Average amount of capital em- ployed in manufactures.....				
Horses .....	2,411	46,765.00	6,026	117,740.00
Mules .....	90	2,580.00	194	5,545.00
Asses .....				
Cattle .....	24,834	334,336.00	41,854	463,578.00
Sheep .....	2,966	5,935.00	7,005	10,510.00
Swine .....	590	2,140.00	1,616	6,255.00
Goats .....				
All other animals.....	1	3.00	8	25.00
Musical instruments .....	28	700.00	62	1,555.00
Clocks and watches.....	11	110.00	8	95.00
Jewelry, gold and silver plate, diamonds and other precious stones .....				35.00
Amount of money, credits, book accounts and other ac- counts not evidenced by writ- ing .....		16,850.00		20,170.00



YUMA—*Concluded.*

## ABSTRACTS OF THE ASSESSMENT FOR THE YEARS 1903 AND 1904.

	1903		1904	
	No. of	Valuation	No. of	Valuation
Cash value promissory notes, bonds, debentures and all other written evidence of indebtedness .....	.....	.....	.....	.....
Cash value of special privileges and franchises not included in other items .....	.....	.....	.....	.....
Average cash value bank deposits in State.....	.....	.....	.....	.....
Average cash value bank deposits out of State.....	.....	.....	.....	.....
Carriages and vehicles of every description .....	355	3,876.00	714	12,075.00
Household property (over and above exemption) .....	.....	.....	.....	.....
Libraries .....	.....	.....	.....	.....
Furniture and fixtures .....	.....	.....	.....	.....
All other property.....	.....	5,015.00	.....	13,797.00
Bank stock or shares in any bank .....	.....	.....	.....	.....
Stock or shares in any corporation doing business in the State .....	.....	.....	.....	.....
Grand total valuation of county .....	.....	<u>\$1,408,958.00</u>	.....	<u>\$1,973,262.00</u>
Number of military polls.....	164	.....	587	.....
Reduction made by State Board of Equalization for 1904, \$4,000.				

## RECAPITULATION OF ALL COUNTIES.

## ABSTRACTS OF THE ASSESSMENT FOR THE YEARS 1903 AND 1904.

	1903		1904	
	No. of	Valuation	No. of	Valuation
Acres of agricultural land.....	2,257,183.13	\$ 26,225,099.00	3,992,039.18	\$28,108,070.00
Acres of grazing land.....	11,967,133.40	14,564,753.50	11,410,977.91	14,563,328.00
Acres of coal land.....	167,208.43	3,142,652.00	1,033,195.62	3,821,590.00
Acres of oil land.....	53,910	514,452.50	36,985	264,002.00
Acres of other mineral land and kind thereof.....	25,446.37	1,914,480.00	21,402.68	225,129.00
Improvements on lands and the kind of land thereof.....		14,123,351.00		16,054,057.00
Improvements on public lands.....		960,580.00		809,141.00
Town and city lots.....		77,794,372.00		78,677,318.00
Improvements on town and city lots.....		56,568,138.00		58,862,327.00
Metalliferous mining claims....		6,546,364.11		7,844,333.00
Improvements on metalliferous mining claims.....		4,526,739.00		5,291,273.00
Gross output from metalliferous mining claims.....		8,072,549.89		6,801,223.00
Miles of railroads, as returned by State Board of Assessors..	*3,940.58	47,906,889.00	**4,179.70	50,296,044.00
Other railroad property.....		901,387.00		1,122,879.00
Miles of telegraph lines.....		540,979.00		679,033.00
Miles of telephone lines.....		1,479,611.00		1,964,663.00
Average value of merchandise.....		14,401,883.00		15,548,663.00
Average amount of capital em- ployed in manufactures.....		3,487,122.00		3,699,896.00
Horses.....	200,456	4,296,975.00	206,379	4,847,330.00
Mules.....	6,929	205,574.00	7,409	223,504.00
Asses.....	886	4,842.00	652	4,474.00
Cattle.....	931,732	11,096,040.00	952,778	10,880,434.00
Sheep.....	2,017,086	1,488,167.00	2,936,535	1,333,056.00
Swine.....	31,802	113,005.00	38,341	134,632.00
Goats.....	14,632	20,646.00	12,268	17,053.00
All other animals.....	16,214	45,530.00	12,548	50,424.00
Musical instruments.....	24,732	1,562,943.00	27,485	1,888,601.00
Clocks and watches.....	23,979	307,029.00	24,402	346,559.00
Jewelry, gold and silver plate, diamonds and other precious stones.....		393,836.00		447,786.00

\*No mileage reported in Boulder, Chaffee, Douglas, El Paso, Garfield, Larimer and Pitkin counties.

\*\*No mileage reported in Arapahoe, Boulder, Chaffee, Douglas, Garfield, Larimer, Mesa and Pitkin counties.

RECAPITULATION OF ALL COUNTIES—*Concluded.*

## ABSTRACTS OF THE ASSESSMENT FOR THE YEARS 1903 AND 1904.

	1903		1904	
	No. of	Valuation	No. of	Valuation
Amount of money, credits, book accounts and other accounts not evidenced by writing.....		4,746,003.00		4,500,776.00
Cash value promissory notes, bonds, debentures and all other written evidence of indebtedness .....		239,272.00		144,887.00
Cash value of special privileges and franchises not included in other items.....		959,815.00		722,310.00
Average cash value bank deposits in State.....		386,322.00		283,975.00
Average cash value bank deposits out of State.....		6,745.00		22,170.00
Carriages and vehicles of every description .....	71,401	1,650,751.00	68,306	1,713,158.00
Household property (over and above exemption) .....		1,857,694.00		2,075,215.00
Libraries .....		28,420.00		11,235.00
Furniture and fixtures.....		2,322,234.00		2,603,320.00
All other property.....		11,673,069.00		9,877,297.00
Bank stock or shares in any bank .....		5,167,720.00		5,235,465.00
Stock or shares in any corporation doing business in the State .....		911,287.00		169,073.00
Grand total valuation of county .....		\$333,155,321.00		\$342,170,703.00
Number of military polls.....	49,494		53,458	













MILES OF RAILROADS, AS RETURNED BY STATE BOARD OF ASSESSORS

OTHER RAILROAD PROPERTY

MILES OF TELEGRAPH LINES

MILES OF TELEPHONE LINES

AVERAGE VALUE OF MERCHANDISE

AVERAGE AMOUNT OF CAPITAL EMPLOYED IN MANUFACTURES

	1903		1904		1903		1904		1903		1904		1903		1904		1903		1904	
	No. of	Value	No. of	Value	No. of	Value	No. of	Value	No. of	Value	No. of	Value	No. of	Value	No. of	Value	No. of	Value	No. of	Value
Adams	87.51	\$ 1,030,321.00	118.56	\$ 1,100,572.00	16,927.00	\$ 18,421.00	73.41	\$ 8,865.00	118.56	\$ 11,025.00	81.4	\$ 10,079.00	81	\$ 13,235.00	173,675.00	\$ 157,815.00	3,500.00	\$ 1,900.00	Adams	
Arapahoe	67.78	826,261.00	852,828.00	14,300.00	16,710.00	581	11,216.00	703	11,345.00	703	11,345.00	35	1,200.00	29,530.00	26,860.00	20,000.00	10,000.00	Arapahoe		
Archuleta	78.55	292,801.00	309,750.00	61,392.00	35,612.00	2,400.00	63.05	3,256.00	35	1,200.00	35	1,200.00	5,750.00	31,000.00	7,575.00	20,000.00	10,000.00	Archuleta		
Baca	36.92	528,325.00	581,100.00	13,762.00	16,621.00	11,118.00	11,118.00	15,022.00	11,717.00	11,717.00	16,145.00	21,200.00	22,807.00	442,515.00	445,145.00	119,256.00	119,256.00	Baca		
Bent	1,121,075.00	1,232,383.00	1,488,578.00	11,366.00	25,929.00	63.13	10,128.00	63.13	10,128.00	2,900.00	11,918.00	16,715.00	85,377.00	442,515.00	445,145.00	119,256.00	119,256.00	Bent		
Boulder	1,182,879.00	1,488,578.00	1,488,578.00	11,366.00	25,929.00	63.13	10,128.00	63.13	10,128.00	2,900.00	11,918.00	16,715.00	85,377.00	442,515.00	445,145.00	119,256.00	119,256.00	Boulder		
Chaffee	93.13	855,222.00	877,510.00	25,77	201,381.00	25,77	1,801.00	2,900.00	3,646.00	2,900.00	11,918.00	16,715.00	85,377.00	442,515.00	445,145.00	119,256.00	119,256.00	Chaffee		
Cheyenne	25.77	201,381.00	25,77	201,381.00	25,77	1,801.00	2,900.00	3,646.00	2,900.00	11,918.00	16,715.00	85,377.00	442,515.00	445,145.00	119,256.00	119,256.00	Cheyenne			
Clear Creek	71.25	513,118.00	517,450.00	6,039.00	10,188.00	71.25	8,700.00	74	10,566.00	106.9	6,006.00	106.5	24,680.00	80,766.00	96,549.00	75.00	75.00	Clear Creek		
Conejos	75.55	567,069.00	567,750.00	229.00	229.00	75.55	7,920.00	75.55	9,326.00	75.55	7,920.00	75.55	9,326.00	28,050.00	28,145.00	31,400.00	18,400.00	Conejos		
Costilla	12.89	52,117.00	53,455.00	24,105.00	19,970.00	12.89	1,289.00	12.89	1,895.00	12.89	1,289.00	12.89	1,895.00	22,140.00	21,680.00	2,130.00	100.00	Costilla		
Custer	71.25	435,779.00	488,700.00	3,519.00	3,519.00	73.60	7,970.00	73.60	8,901.00	61.96	8,386.00	134.70	24,915.00	147,175.00	147,865.00	13,782.00	16,530.00	Custer		
Delta	59.75	687,310.00	659,824.00	12,255.00	10,829.00	59.75	7,030.00	59.75	7,970.00	61.96	8,386.00	134.70	24,915.00	147,175.00	147,865.00	13,782.00	16,530.00	Delta		
Denver	22.07	110,350.00	110,350.00	885.00	885.00	22.07	1,925.00	22.07	2,639.00	15	320.00	15	320.00	19,875.00	16,350.00	33,400.00	23,500.00	Denver		
Dolores	1,469,206.00	1,65,812.00	1,65,812.00	27,181.00	31,712.00	23,950.00	23,950.00	24,045.00	23,950.00	23,950.00	24,045.00	32,847.00	19,560.00	19,560.00	23,567.00	7,910.00	4,150.00	Dolores		
Douglas	87.54	983,673.00	955,530.00	17,739.00	25,151.00	10,152.00	10,152.00	12,290.00	12,290.00	9,468.00	15,160.00	35,968.00	20,650.00	19,560.00	23,567.00	7,910.00	4,150.00	Douglas		
Earle	83.18	1,032,221.00	1,059,867.00	17,739.00	18,189.00	11,157.00	11,157.00	13,377.00	13,377.00	9,468.00	15,160.00	35,968.00	20,650.00	19,560.00	23,567.00	7,910.00	4,150.00	Earle		
Elbert	316.80	3,429,613.00	3,145,889.00	55,881.00	61,046.00	46,669.00	46,669.00	62,181.00	62,181.00	1,424	46,669.00	62,181.00	1,176,930.00	1,176,930.00	1,213,720.00	1,213,720.00	1,213,720.00	Elbert		
El Paso	143,856	1,668,697.00	1,501,173.00	13,901.00	16,727.00	18,433.00	18,433.00	21,302.00	21,302.00	18,433.00	21,302.00	35,150.00	164,235.00	153,750.00	164,700.00	473,950.00	473,950.00	El Paso		
Fronton	11.81	133,536.00	134,631.00	602.00	50,827.00	1,210.00	1,210.00	1,911.00	1,911.00	9,651.00	15,095.00	181,705.00	181,500.00	4,925.00	4,925.00	4,925.00	4,925.00	Fronton		
Grand	187.59	1,212,363.00	1,210,565.00	9,276.00	9,920.00	24,140.00	24,140.00	23,471.00	23,471.00	32	2,636.00	86,270.00	78,510.00	9,955.00	9,955.00	21,255.00	21,255.00	Grand		
Gunnison	9.45	56,771.00	56,700.00	990.00	990.00	18	990.00	1,621.00	1,621.00	400.00	300.00	28,335.00	23,000.00	1,000.00	1,000.00	1,000.00	1,000.00	Gunnison		
Hinsdale	119.11	1,129,738.00	1,106,650.00	20,222.00	60,860.00	17,980.00	17,980.00	21,882.00	21,882.00	9,281.00	14,385.00	160,223.00	132,774.00	1,975.00	1,975.00	2,235.00	2,235.00	Hinsdale		
Huerfano	85.59	631,519.00	687,114.00	47,000.00	70,000.00	69.05	8,297.00	69.05	9,822.00	418.95	16,946.00	24,015.00	83,265.00	71,200.00	49,895.00	65,975.00	65,975.00	Huerfano		
Jefferson	87.50	987,137.00	1,050,000.00	16,639.00	16,998.00	11,375.00	11,375.00	13,513.00	13,513.00	59.96	7,514.00	59.96	7,514.00	4,520.00	5,045.00	5,045.00	5,045.00	Jefferson		
Kiowa	59.96	706,288.00	795,070.00	12,976.00	15,790.00	12,976.00	12,976.00	15,921.00	15,921.00	59.96	7,514.00	59.96	7,514.00	24,656.00	26,461.00	26,461.00	26,461.00	Kiowa		
Kit Carson	93.37	822,676.00	797,630.00	12,806.00	15,790.00	13,011.00	13,011.00	15,921.00	15,921.00	59.96	7,514.00	59.96	7,514.00	394,460.00	343,530.00	289,830.00	277,100.00	Kit Carson		
Lake	101.93	610,062.00	627,525.00	1,714.00	8,378.00	11,798.00	11,798.00	13,378.00	13,378.00	101.93	11,798.00	101.93	13,378.00	298,110.00	377,520.00	66,200.00	14,180.00	Lake		
La Plata	210.04	2,885,565.00	3,221,329.00	9,915.00	35,179.00	36,816.00	36,816.00	47,074.00	47,074.00	41,453.00	76,083.00	531,845.00	271,275.00	584,165.00	584,165.00	584,165.00	584,165.00	La Plata		
Larimer	72.85	994,694.00	994,694.00	14,971.00	15,610.00	10,373.00	10,373.00	10,753.00	10,753.00	57	10,690.00	12,680.00	57,530.00	17,240.00	15,900.00	15,900.00	15,900.00	Larimer		
Las Animas	133.56	1,256,110.00	1,387,210.00	19,388.00	22,500.00	133.41	5,716.00	133.41	6,540.00	57	10,690.00	12,680.00	57,530.00	17,240.00	15,900.00	15,900.00	15,900.00	Las Animas		
Lincoln	97.72	1,062,222.00	1,255,510.00	150,390.00	179,426.00	314	12,562.00	314	28,745.00	314	12,562.00	28,745.00	119,053.00	53,465.00	72,455.00	72,455.00	72,455.00	Lincoln		
Mesa	17.40	115,638.00	153,313.00	4,701.00	2,705.00	6,220.00	6,220.00	7,706.00	7,706.00	12,251.00	18,340.00	101,705.00	91,785.00	4,210.00	5,075.00	5,075.00	5,075.00	Mesa		
Montrose	62.60	313,000.00	313,000.00	61.5	6,781.00	61.5	6,781.00	7,718.00	7,718.00	134.46	13,118.00	15,258.00	62,645.00	54,210.00	54,210.00	54,210.00	54,210.00	Montrose		
Montezuma	90.84	1,177,769.00	1,271,048.00	15,093.00	21,292.00	4,242.00	4,242.00	4,369.00	4,369.00	90.84	4,242.00	90.84	4,369.00	211,360.00	189,650.00	389,650.00	481,675.00	Montezuma		
Morgan	38.35	213,819.00	212,525.00	1,423.00	5,536.00	38.35	5,536.00	5,536.00	5,536.00	136	9,826.00	136	14,145.00	98,291.00	92,045.00	3,025.00	2,300.00	Morgan		
Otero	153.86	1,066,627.00	1,046,100.00	14,218.00	16,940.00	175.70	21,011.00	175.70	24,230.00	63	6,962.00	102	12,935.00	23,175.00	22,995.00	7,145.00	7,690.00	Otero		
Ouray	36.30	237,030.00	2,033.00	2,541.00	2,033.00	2,541.00	2,541.00	2,541.00	2,541.00	63	6,962.00	102	12,935.00	23,175.00	22,995.00	7,145.00	7,690.00	Ouray		
Park	845,670.00	845,670.00	776,430.00	11,262.00	17,425.00	11,961.00	11,961.00	15,719.00	15,719.00	4,549.00	18,245.00	70,320.00	72,230.00	65,405.00	65,405.00	65,405.00	65,405.00	Park		
Phillips	38.49	550,712.00	606,217.00	14,262.00	17,425.00	11,961.00	11,961.00	15,719.00	15,719.00	4,549.00	18,245.00	70,320.00	72,230.00	65,405.00	65,405.00	65,405.00	65,405.00	Phillips		
Pitkin	277.79	2,780,422.00	2,826,927.00	56,565.00	65,798.00	11,333.00	11,333.00	51,232.00	51,232.00	102,818.00	163,935.00	2,148,409.00	2,148,409.00	2,136,711.00	2,136,711.00	2,136,711.00	2,136,711.00	Pitkin		
Pueblo	40.8	341,195.00	316,800.00	3,820.00	5,440.00	4,400.00	4,400.00	5,215.00	5,215.00	40.8	5,215.00	40.8	5,215.00	81,250.00	72,230.00	7,000.00	6,710.00	Pueblo		
Rio Blanco	40.8	341,195.00	316,800.00	3,820.00	5,440.00	4,400.00	4,400.00	5,215.00	5,215.00	40.8	5,215.00	40.8	5,215.00	81,250.00	72,230.00	7,000.00	6,710.00	Rio Blanco		
Rio Grande	40.8	341,195.00	316,800.00	3,820.00	5,440.00	4,400.00														





	HORSES				MULES				ASSES				CATTLE				SHEEP				SWINE				
	No. of 1903	Value	No. of 1904	Value	No. of 1903	Value	No. of 1904	Value	No. of 1903	Value	No. of 1904	Value	No. of 1903	Value	No. of 1904	Value	No. of 1903	Value	No. of 1904	Value	No. of 1903	Value	No. of 1904	Value	
Adams	3,593	\$ 87,470.00	3,326	\$ 104,066.60	106	\$ 3,780.00	108	\$ 1,660.00	4	\$ 225.00	3	\$ 50.00	12,189	\$ 233,625.00	11,626	\$ 201,212.00	25,605	\$ 33,205.00	26,311	\$ 50,295.00	2,953	\$ 14,355.00	3,753	\$ 23,170.00	Adams
Arapahoe	2,363	80,655.00	2,508	88,875.00	94	2,970.00	106	3,900.00	...	...	...	...	12,177	210,346.00	9,679	151,195.00	23,300	46,066.00	20,600	30,150.00	669	4,230.00	716	2,935.00	Arapahoe
Archuleta	80	26,707.00	80	28,207.00	19	765.00	26	690.00	...	...	...	...	5,175	52,126.00	5,486	54,529.00	28,330	43,395.00	36,400	54,500.00	85	376.00	27	53.00	Archuleta
Baca	3,486	49,180.00	3,270	42,616.00	67	1,615.00	45	1,145.00	...	...	...	...	36,458	378,180.00	32,119	333,090.00	28,255	42,113.00	26,200	39,435.00	84	240.00	103	250.00	Baca
Bent	2,321	46,238.00	2,293	45,283.00	97	2,310.00	79	1,925.00	...	...	...	...	14,011	164,298.00	11,583	123,670.00	27,572	45,649.00	24,112	33,841.00	490	1,181.00	561	941.00	Bent
Boulder	7,015	178,705.00	7,792	201,560.00	316	8,990.00	341	9,365.00	...	...	...	...	13,516	206,760.00	15,346	201,710.00	2,033	3,065.00	2,164	3,950.00	653	2,580.00	928	1,120.00	Boulder
Chaffee	1,400	31,102.00	1,518	40,845.00	31	625.00	35	735.00	...	...	...	...	5,353	54,155.00	5,016	49,220.00	...	...	...	...	219	921.00	223	925.00	Chaffee
Cheyenne	1,211	12,120.00	997	3,970.00	40	121.00	12	120.00	...	...	...	...	9,411	12,649.00	9,448	91,536.00	12,550	18,825.00	10,925	16,387.00	3	9.00	21	72.00	Cheyenne
Clear Creek	...	20,145.00	723	17,955.00	...	765.00	17	310.00	...	...	...	...	...	780.00	74	735.00	...	...	...	...	...	...	...	...	Clear Creek
Conejos	2,867	49,764.00	3,080	53,168.00	59	1,162.00	36	1,676.00	...	...	...	...	6,706	100,201.00	7,863	116,423.00	37,086	47,671.00	41,481	52,395.00	532	925.00	318	963.00	Conejos
Costilla	2,670	32,253.00	1,954	33,984.00	56	1,966.00	36	1,980.00	...	...	...	...	9,291	116,351.00	8,476	89,693.00	17,296	22,834.00	15,893	22,397.00	229	707.00	215	771.00	Costilla
Custer	1,713	28,900.00	1,721	30,265.00	16	270.00	23	185.00	...	...	...	...	3,727	88,400.00	10,706	110,530.00	40	80.00	331	595.00	118	275.00	101	275.00	Custer
Delta	1,395	88,820.00	4,545	96,135.00	128	3,120.00	137	3,260.00	...	...	...	...	18,528	181,688.00	19,671	206,847.00	8,563	11,546.00	7,423	10,260.00	897	3,130.00	1,111	4,182.00	Delta
Denver	9,600	331,130.00	10,155	109,580.00	116	5,250.00	158	6,325.00	...	...	...	...	4,184	94,425.00	4,591	111,925.00	100	800.00	120	1,325.00	182	300.00	514	800.00	Denver
Dolores	353	6,445.00	270	6,890.00	18	450.00	28	700.00	...	...	...	...	1,347	20,588.00	1,368	20,813.00	13	32.00	13	32.00	2	10.00	...	...	Dolores
Douglas	2,341	58,745.00	2,473	65,760.00	...	...	32	1,170.00	...	...	...	...	15,569	202,670.00	15,657	207,170.00	29	60.00	125	200.00	571	2,535.00	669	2,735.00	Douglas
Eagle	2,131	16,362.00	2,089	50,364.00	20	408.00	13	235.00	...	...	...	...	11,911	160,455.00	14,469	153,045.00	21,129	\$1,708.00	10,774	14,348.00	141	675.00	171	890.00	Eagle
Elbert	2,885	58,820.00	2,330	81,180.00	88	2,095.00	65	2,700.00	...	...	...	...	17,791	272,835.00	16,044	174,030.00	28,200	54,400.00	31,620	46,430.00	331	1,335.00	267	1,780.00	Elbert
El Paso	6,136	158,010.00	5,881	146,370.00	251	6,980.00	234	6,280.00	...	...	...	...	20,611	368,500.00	27,032	321,510.00	32,240	48,170.00	29,065	43,560.00	711	2,600.00	503	2,100.00	El Paso
Fremont	2,541	56,165.00	2,629	56,065.00	147	5,070.00	141	4,185.00	...	...	...	...	11,884	115,750.00	12,072	130,790.00	...	...	...	...	198	360.00	156	360.00	Fremont
Garfield	3,191	74,465.00	3,721	96,165.00	81	2,430.00	85	3,315.00	...	...	...	...	22,417	209,510.00	22,907	229,070.00	30	100.00	250	190.00	454	2,095.00	578	2,790.00	Garfield
Gilpin	596	20,875.00	519	19,700.00	13	470.00	13	160.00	...	...	...	...	129	7,955.00	451	8,210.00	...	...	...	...	...	...	...	...	Gilpin
Grand	1,808	33,920.00	1,491	36,480.00	13	283.00	57	1,660.00	...	...	...	...	11,646	146,152.00	9,488	112,452.00	331	668.00	289	578.00	26	78.00	19	57.00	Grand
Gunnison	2,267	31,920.00	2,166	36,240.00	95	2,720.00	68	1,945.00	...	...	...	...	18,807	101,755.00	18,324	183,650.00	9,314	13,600.00	10,403	15,590.00	94	280.00	52	175.00	Gunnison
Hinsdale	434	6,045.00	417	6,890.00	22	425.00	18	340.00	...	...	...	...	1,890	16,200.00	1,515	15,430.00	8,000	12,000.00	8,300	12,450.00	4	18.00	16	16.00	Hinsdale
Huerfano	3,189	65,610.00	3,920	68,080.00	301	11,190.00	245	11,565.00	...	...	...	...	9,633	155,766.00	12,363	197,511.00	38,320	57,480.00	40,327	60,490.00	270	1,000.00	257	1,009.00	Huerfano
Jefferson	6,233	119,165.00	4,931	107,130.00	51	1,655.00	29	650.00	...	...	...	...	13,372	194,710.00	12,710	162,185.00	4,070	30,290.00	532	1,115.00	573	1,755.00	592	1,965.00	Jefferson
Kiowa	1,465	17,420.00	1,271	16,175.00	32	620.00	14	215.00	...	...	...	...	11,109	170,486.00	14,392	142,701.00	5,015	8,475.00	5,110	8,475.00	5	20.00	...	...	Kiowa
Kit Carson	3,807	62,820.00	4,108	89,188.00	24	631.00	43	925.00	...	...	...	...	25,693	340,148.00	24,229	321,373.00	13,173	10,756.00	14,193	21,288.00	220	660.00	286	1,480.00	Kit Carson
Lake	1,397	37,735.00	1,231	34,520.00	12	270.00	65	170.00	...	...	...	...	1,209	24,800.00	1,426	24,115.00	...	...	...	...	...	...	...	...	Lake
La Plata	2,068	68,726.00	2,965	38,432.00	167	1,855.00	176	1,982.00	...	...	...	...	8,325	128,858.00	8,597	122,674.00	7,390	14,464.00	6,997	11,780.00	244	867.00	1,208	3,310.00	La Plata
Larimer	10,301	216,310.00	11,580	296,295.00	326	8,235.00	347	13,185.00	...	...	...	...	54,275	609,143.00	51,730	544,040.00	6,860	10,390.00	4,135	6,215.00	1,443	4,510.00	1,725	6,735.00	Larimer
Las Animas	3,243	183,470.00	8,459	165,365.00	731	26,650.00	727	21,270.00	...	...	...	...	31,669	472,380.00	28,197	362,835.00	122,100	203,270.00	119,620	177,860.00	280	1,390.00	351	1,435.00	Las Animas
Lincoln	1,710	15,490.00	1,660	17,180.00	19	290.00	28	470.00	...	...	...	...	14,222	113,229.00	20,158	201,880.00	71,150	106,620.00	100,282	100,375.00	15	60.00	23	100.00	Lincoln
Logan	1,729	36,293.00	1,016	71,670.00	51	2,280.00	36	992.00	...	...	...	...	26,191	234,292.00	24,743	240,812.00	11,335	18,035.00	13,306	17,315.00	359	1,021.00	795	1,499.00	Logan
Mesa	5,412	111,318.00	6,115	137,110.00	169	2,961.00	336	6,000.00	...	...	...	...	22,275	221,151.00	31,458	238,454.00	1,594	9,210.00	...	...	1,211	3,261.00	1,825	5,990.00	Mesa
Mineral	180	8,032.00	173	9,531.00	13	361.00	8	248.00	...	...	...	...	1,212	11,368.00	1,419	11,121.00	...	...	...	...	4	12.00	6	10.00	Mineral
Montrose	3,980	50,500.00	1,167	81,710.00	110	2,390.00	167	2,380.00	...	...	...	...	21,774	181,340.00	20,500	208,130.00	11,988	60,590.00	39,496	59,180.00	610	2,050.00	727	2,595.00	Montrose
Montezuma	2,149	61,683.00	2,430	69,000.00	38	1,560.00	47	1,560.00	...	...	...	...	9,827	143,045.00	13,632	163,730.00	3,989	6,812.00	1,738	9,176.00	338	966.00	295	1,202.00	Montezuma
Morgan	4,216	72,685.00	4,294	71,970.00	100	2,315.00	71	1,625.00	...	...	...	...	18,248	189,960.00	17,013	156,090.00	52,980	79,685.00	39,575	49,175.00	3,816	11,687.00	2,895	8,800.00	Morgan
Otero	3,688	178,145.00	9,432	175,980.00	586	15,295.00	483	15,100.00	...	...	...	...	31,434	308,740.00	28,625	282,765.00	21,127	25,765.00	23,709	30,796.00	2,670	8,166.00	3,836	10,175.00	Otero
Ourray	1,222	29,175.00	1,185	25,130.00	35	3,465.00	131	5,195.00	...	...	...	...	6,296	57,760.00	6,292	55,355.00	20	30.00	2,670	4,015.00	49	168.00	419	140.00	Ourray
Park	1,811	23,656.00	1,965	26,425.00	21	290.00	17	290.00	...	...	...	...	15,332	159,329.00	17,331	173,310.00	20,370	32,392.00	19,142	30,428.00	40	132.00	11	107.00	Park
Phillips	1,911	51,000.00	2,022	33,590.00	59	1,575.00	114	2,850.00	...	...	...	...	11,871	155,672.00	11,692	140,394.00	12,099	18,129.00	8,729	13,680.00	423	1,299.00	352	1,650.00	Phillips
Pitkin	1,638	36,765.00	1,183	29,720.00	85	2,255.00	72	1,830.00	...	...	...	...	6,348	66,070.00	1,722	33,555.00	52,027	78,000.00	26	50.00	153	45.00	150	445.00	Pitkin
Prowers	1,965	20,845.00	1,110	31,045.00	40	10,005.00	401	9,650.00	...	...	...	...	28,895	259,975.00	29,295	292,005.00	8,620	12,630.00	8,110	12,660.00	618	1,830.00	805	1,710.00	Prowers
Pueblo	7,473	265,720.00	7,079	219,175.00	367	15,690.00	336	12,830.00	...	...	...	...	23,793	406,951.00	27,795	334,382.00	16,698	27,255.00	1,177	8,750.00	1,562	4,216.00	1,487	4,162.00</	



CASH VALUE PROMISSORY NOTES, BONDS, SECURITIES AND ALL OTHER WRITTEN EVIDENCE OF INDEBTEDNESS

CASH VALUE OF SPECIAL PRIVILEGES AND FRANCHISES NOT INCLUDED IN OTHER ITEMS

AVERAGE CASH VALUE BANK DEPOSITS IN STATE

AVERAGE CASH VALUE BANK DEPOSITS OUT OF STATE

CARRIAGES AND VEHICLES OF EVERY DESCRIPTION

HOUSEHOLD PROPERTY Over and above exemption

	1903		1904		1903		1904		1903		1904		1903		1904			
	No. of	Value	No. of	Value	No. of	Value	No. of	Value	No. of	Value	No. of	Value	No. of	Value	No. of	Value		
Adams	1,300	\$ 37,110.00	1,533	\$ 37,685.00													Adams	
Arapahoe	1,612	35,660.00	1,374	26,925.00													Arapahoe	
Archuleta	244	4,513.00	159	2,711.00													Archuleta	
Baca	288	4,585.00	279	3,970.00													Baca	
Bent	330	3,570.00	371	4,653.00													Bent	
Boulder	3,863	69,180.00	3,933	76,765.00													Boulder	
Chaffee	905	17,168.00	818	16,735.00													Chaffee	
Cheyenne	93	1,317.00	89	1,330.00													Cheyenne	
Clear Creek		9,210.00		8,365.00													Clear Creek	
Conjuro	1,168	18,511.00	1,099	17,841.00													Conjuro	
Costilla	521	11,543.00	560	11,515.00													Costilla	
Custer	555	10,239.00	548	10,610.00													Custer	
Delta	1,731	49,249.00	1,817	42,115.00													Delta	
Denver	15,569	386,595.00	8,900	100,555.00													Denver	
Dolores	82	1,917.00	91	2,060.00													Dolores	
Douglas	815	16,520.00	799	15,225.00													Douglas	
Engle	506	9,617.00	489	9,515.00													Engle	
Elbert		11,499.00		10,150.00													Elbert	
El Paso	2,974	91,160.00	3,060	101,010.00													El Paso	
Fremont	1,311	28,610.00	1,269	26,910.00													Fremont	
Garfield	1,085	26,585.00	1,249	26,130.00													Garfield	
Gilpin	345	12,128.00	320	11,385.00													Gilpin	
Grand	250	4,950.00	242	4,610.00													Grand	
Gunnison	894	13,255.00	725	12,780.00													Gunnison	
Hinsdale	185	3,273.00	152	3,415.00													Hinsdale	
Huerfano	1,072	23,481.00	1,137	26,118.00													Huerfano	
Jefferson	2,154	42,969.00	2,060	41,965.00													Jefferson	
Kiowa	125	1,410.00	121	1,320.00													Kiowa	
Kit Carson	480	6,597.00	411	6,671.00													Kit Carson	
Lake	1,291	34,370.00	1,294	31,345.00													Lake	
La Plata	941	25,189.00	1,213	27,038.00													La Plata	
Larimer	2,628	58,920.00	3,088	73,960.00													Larimer	
Las Animas	2,069	76,399.00	2,371	61,970.00													Las Animas	
Lincoln	134	1,610.00	187	2,685.00													Lincoln	
Logan	732	8,634.00	751	9,569.00													Logan	
Mesa	2,470	46,871.00	2,403	50,320.00													Mesa	
Mineral	219	4,775.00	246	1,845.00													Mineral	
Montrose	1,315	28,465.00	1,330	27,890.00													Montrose	
Montezuma	615	15,746.00	611	16,539.00													Montezuma	
Morgan	756	10,690.00	773	9,940.00													Morgan	
Otero	2,715	48,135.00	2,796	47,135.00													Otero	
Ouray	351	7,329.00	347	6,905.00													Ouray	
Park	582	9,698.00	598	9,985.00													Park	
Phillips	327	3,617.00	179	5,718.00													Phillips	
Pitkin	879	17,425.00	611	14,000.00													Pitkin	
Prowers	830	12,360.00	825	12,165.00													Prowers	
Pueblo	3,220	86,711.00	3,425	82,788.00													Pueblo	
Rio Blanco	530	9,707.00	566	9,879.00													Rio Blanco	
Rio Grande	1,652	24,920.00	1,912	24,815.00													Rio Grande	
Routt	1,283	19,545.00	1,146	36,715.00													Routt	
Saguache	992	26,553.00	1,006	21,131.00													Saguache	
San Juan	103	2,375.00	120	3,115.00													San Juan	
San Miguel	398	12,010.00	622	12,255.00													San Miguel	
Sedgwick	198	3,280.00	170	4,564.00													Sedgwick	
Summit	135	8,315.00	256	8,415.00													Summit	
Teller	911	17,370.00	823	14,310.00													Teller	
Washington	258	3,649.00	358	5,720.00													Washington	
Weld	3,565	74,660.00	4,563	95,035.00													Weld	
Yuma	355	3,876.00	714	12,075.00													Yuma	
Totals		\$ 239,272.00		\$ 144,887.00		\$ 959,815.00		\$ 722,310.00		\$ 386,322.00		\$ 283,975.00		\$ 6,745.00		\$ 25,170.00		





	LIBRARIES		FURNITURE AND FIXTURES		ALL OTHER PROPERTY		BANK STOCK OR SHARES IN ANY BANK		STOCK OR SHARES IN ANY CORPORATION DOING BUSINESS IN THE STATE		NUMBER OF MILITARY POLLS				
	1903	Value	1904	Value	1903	Value	1904	Value	1903	Value	1904	Value		No. of	No. of
Adams				\$ 5,510.00		\$ 6,120.00		\$ 32,570.00				\$ 500.00	419	975	Adams
Arapahoe				9,125.00		8,160.00		288,285.00					486	680	Arapahoe
Archuleta		\$ 400.00		\$ 276.00		2,400.00		13,055.00					397	200	Archuleta
Baca								5,122.00					142	207	Baca
Bent								935.00					346	330	Bent
Boulder				55,495.00		57,825.00		68,165.00					3,222	3,384	Boulder
Chaffee		1,180.00		7,950.00		8,250.00		37,855.00					665		Chaffee
Cheyenne				325.00		325.00							118	108	Cheyenne
Clear Creek		1,000.00		1,500.00		11,725.00		1,775.00					690	300	Clear Creek
Conejos								24,835.00					1,463	1,216	Conejos
Costilla								35,120.00					692	642	Costilla
Custer								6,243.00					241	276	Custer
Delta				8,025.00		15,710.00		23,022.00					465	811	Delta
Denver				1,629,390.00		1,789,095.00		8,523,045.00							Denver
Dolores								6,140.00					219	204	Dolores
Douglas								38,506.00					317	320	Douglas
Edwards								27,760.00					525	593	Edwards
Elbert								6,130.00					340	290	Elbert
El Paso		15,600.00		197,830.00		226,750.00		370,630.00					4,393	5,150	El Paso
Fremont		2,500.00		2,800.00		16,200.00		28,010.00					1,413	1,629	Fremont
Garfield				19,180.00		18,815.00		96,535.00					330	616	Garfield
Giapin						5,615.00		4,750.00					223	119	Giapin
Grand								8,160.00					92		Grand
Gunnison				2,350.00				11,975.00					1,045		Gunnison
Hinsdale								9,065.00					125	140	Hinsdale
Huerfano				16,185.00		14,350.00		47,669.00					884	853	Huerfano
Jefferson		2,560.00		1,640.00		4,125.00		47,790.00					1,211	1,183	Jefferson
Kiowa						110.00		100.00					156	141	Kiowa
Kit Carson								12,207.00					280	281	Kit Carson
Lake						60,695.00		62,350.00					2,479	3,307	Lake
La Plata								111,232.00					479	1,025	La Plata
Larimer								74,875.00					1,731	2,058	Larimer
Las Animas				51,790.00		60,425.00		212,411.00					1,667	1,410	Las Animas
Lincoln						6,340.00		4,450.00					131	111	Lincoln
Logan				1,760.00		2,465.00		13,899.00					993	696	Logan
Mesa								51,365.00					1,996	2,952	Mesa
Mineral				6,028.00				5,718.00					226	304	Mineral
Montrose				13,225.00		10,655.00		71,225.00					405	650	Montrose
Montezuma								28,912.00					432	600	Montezuma
Morgan								17,465.00					627	620	Morgan
Otero				20,920.00		20,820.00		29,825.00					2,418	2,345	Otero
Ouray								21,705.00					183	212	Ouray
Park								21,498.00					348	367	Park
Phillips													258	267	Phillips
Pitkin				13,675.00		12,190.00		109,815.00					805	585	Pitkin
Powers								18,635.00					480	560	Powers
Pueblo				148,710.00		153,750.00		334,854.00					4,460	6,500	Pueblo
Rio Blanco				4,190.00		3,025.00		27,124.00					354	341	Rio Blanco
Rio Grande								89,555.00					492	488	Rio Grande
Routt								43,925.00					740	814	Routt
Saguache								67,777.00					523	605	Saguache
San Juan								21,915.00					134	577	San Juan
San Miguel				30,640.00		29,985.00		23,955.00					694	1,293	San Miguel
Sedgwick				505.00		1,125.00		2,745.00					95	100	Sedgwick
Summit				4,875.00		4,325.00		13,965.00					301	354	Summit
Teller		5,200.00		5,020.00		76,480.00		161,370.00					2,493	2,331	Teller
Washington								2,840.00					138	256	Washington
Weld								94,945.00					2,328	2,938	Weld
Yuma								5,915.00					164	587	Yuma
Totals		\$28,420.00		\$11,235.00		\$2,322,234.00		\$2,608,320.00					49,494	63,458	



	GOATS				ALL OTHER ANIMALS				MUSICAL INSTRUMENTS				CLOCKS AND WATCHES				JEWELRY, GOLD AND SILVER PLATE, DIAMONDS AND OTHER PRECIOUS STONES				AMOUNT OF MONEY, CREDITS, BOOK ACCOUNTS AND OTHER ACCOUNTS NOT EVIDENCED BY WRITING								
	1903		1904		1903		1904		1903		1904		1903		1904		1903		1904		1903		1904						
	No. of	Value	No. of	Value	No. of	Value	No. of	Value	No. of	Value	No. of	Value	No. of	Value	No. of	Value	No. of	Value	No. of	Value	No. of	Value	No. of	Value					
Adams	1	5.00			1,493	2,925.99		2,210.00	195	8,035.00	175	8,540.00	149	1,365.00	137	1,410.00		325.00		405.00		36,775.00		27,300.00	Adams				
Arapahoe						325.00		360.00	289	18,340.00	267	16,815.00	231	3,450.00	169	2,325.00		1,080.00		880.00				9,730.00	Arapahoe				
Archuleta	320	320.00		300.00				51	1,820.00	19	1,820.00	22	225.00	93	335.00										Archuleta				
Baca						65.00		80.00	21	315.00	28	360.00	61	298.00	22	185.00							10,610.00		13,000.00	Baca			
Bent								2	200.00	29	975.00	12	610.00	58	270.00	24	163.00									Bent			
Boulder						2,906	6,950.00		50	965.00	1,080	61,105.00	1,188	68,905.00	830	7,860.00		3,275.00		2,797.00					295,100.00	Boulder			
Chaffee						13	415.00		18	435.00	292	16,913.00	311	23,645.00	488	4,625.00		7,125.00		1,135.00		22,500.00		55,755.00	Chaffee				
Cheyenne										15	425.00	16	655.00	39	273.00	32	224.00									Cheyenne			
Clear Creek											7,600.00		7,490.00		680.00		710.00				500.00					Clear Creek			
Conejos						205	338.00		146	305.00	187	4,251.00	172	3,555.00	253	1,260.00	256	1,151.00		455.00				12,015.00		12,015.00	Conejos		
Castilla	1,291	1,661.00	1,291	1,281.00					44	1,750.00	29	1,515.00	32	228.00	104	314.00							14,745.00		11,200.00	Castilla			
Custer										58	2,825.00	67	3,170.00	25	360.00	21	290.00						8,725.00		3,755.00	Custer			
Delta						2,865	5,951.00		285	525.00	220	13,490.00	255	18,787.00	115	871.00	55	320.00		110.00			30,000.00		32,260.00	Delta			
Denver						185	1,600.00		349	2,960.00	11,803	587,225.00	13,641	1,143,775.00	11,239	169,650.00	10,705	201,315.00		296,495.00		3,000,050.00		3,450.00	Denver				
Dolores										27	1,465.00	28	1,470.00	52	592.00	42	472.00		57.00		65.00					3,165.00	Dolores		
Douglas						7	240.00		3	105.00	87	3,640.00	122	5,625.00	68	700.00	84	835.00		150.00						2,700.00	Douglas		
Engle						10	103.00		59	142.00	90	6,015.00	89	6,370.00	90	655.00	151	1,302.00								10,330.00	Engle		
Elbert											1,490.00		2,740.00		820.00		770.00									7,350.00	Elbert		
El Paso						319	810.00		637	2,530.00	1,306	87,320.00	1,580	102,400.00	1,239	22,190.00	1,096	19,380.00								7,000.00	El Paso		
Fremont						25	190.00		41	330.00	425	20,850.00	436	20,845.00	297	2,450.00	145	1,985.00								15,520.00	Fremont		
Garfield										88	3,460.00	94	4,215.00													35,975.00	Garfield		
Galpin										109	8,140.00	100	7,620.00		420.00		220.00									13,295.00	Galpin		
Grand										26	735.00	11	410.00													250.00	Grand		
Gunnison									310	705.00	116	6,220.00	161	6,490.00	162	1,535.00	165	925.00									3,600.00	Gunnison	
Hinsdale										48	3,630.00	38	2,335.00	32	395.00	30	485.00										17,420.00	Hinsdale	
Huerfano	1,028	1,536.00	1,728	2,629.00					221	7,165.00	301	9,630.00	129	6,697.00	134	7,313.00	275	1,906.00									12,600.00	Huerfano	
Jefferson						7	158.00		28	200.00	381	14,460.00	345	13,050.00	210	2,440.00	205	2,055.00									48,625.00	Jefferson	
Kiowa						1	5.00		18	55.00	29	490.00	33	505.00	61	331.00	64	390.00									1,795.00	Kiowa	
Kit Carson	10	15.00	12	18.00						94	1,862.00	87	2,148.00	230	784.00		1,010.00									8,840.00	Kit Carson		
Lake						43	120.00			513	37,890.00	446	28,905.00	479	6,475.00	383	5,685.00										6,885.00	Lake	
La Plata						1,667	1,601.00		751	965.00	217	14,219.00	219	14,208.00	115	4,742.00	374	4,385.00									21,170.00	La Plata	
Larimer						54	430.00		99	530.00	775	32,550.00	897	36,490.00	791	6,325.00	684	6,065.00									36,696.00	Larimer	
Las Animas	9,111	14,580.00	6,691	9,725.00						421	34,065.00	447	34,370.00	191	6,180.00	312	6,705.00										88,790.00	Las Animas	
Lincoln										27	1,290.00	45	1,160.00	16	140.00	18	250.00										157,500.00	Lincoln	
Logan	160	280.00	250	310.00						142	4,950.00	130	5,083.00	89	515.00	90	430.00											21,859.00	Logan
Mesa						5,722	8,322.00		8,925	18,655.00	488	18,350.00	576	20,860.00	790	6,134.00	1,319	11,750.00									28,065.00	Mesa	
Mineral										63	3,259.00	57	3,031.00	77	535.00	67	433.00										28,065.00	Mineral	
Montrose						189	125.00		187	470.00	192	5,785.00	220	7,440.00	205	2,305.00	173	1,625.00									717.00	Montrose	
Montezuma						840	1,260.00		45	295.00	167	5,790.00	122	7,785.00	27	506.00	31	630.00									13,115.00	Montezuma	
Morgan										225	6,350.00	223	6,740.00	129	700.00												11,425.00	Morgan	
Otero										548	23,770.00	601	28,715.00	821	6,430.00	710	6,315.00										29,170.00	Otero	
Ouray										32	4,590.00	81	4,105.00	113	1,270.00	89	965.00										36,960.00	Ouray	
Park	2	10.00	2	10.00						89	4,750.00	87	5,020.00	319	2,083.00	351	2,282.00										16,110.00	Park	
Phillips	31	310.00								2	200.00	2	200.00	19	370.00	23	690.00										26,957.00	Phillips	
Pitkin										43	185.00			37	16,095.00	281	13,470.00										2,690.00	Pitkin	
Prowers						12	1,500.00		10	1,300.00	55	4,800.00	57	4,930.00													80,365.00	Prowers	
Pueblo						196	2,437.00		85	2,445.00	1,297	67,516.00	1,521	81,300.00	2,013	19,518.00	2,392	26,011.00									302,883.00	Pueblo	
Rio Blanco	60	150.00	20	50.00					10	200.00	51	2,940.00	54	3,510.00	94	758.00	102	771.00									312,037.00	Rio Blanco	
Rio Grande						10	1,175.00		15	1,865.00	124	8,690.00	125	9,265.00	64	760.00	59	580.00										37,880.00	Rio Grande
Routt						98	1,315.00		91	910.00	136	6,265.00	142	7,730.00	227	1,955.00	162	1,345.00									103,880.00	Routt	
Saguache	819	636.00	504	520.00						134	6,501.00	144	6,883.00	147	2,012.00	271	2,315.00										131,740.00	Saguache	
San Juan	1,299	1,290.00	750	750.00						82	6,430.00	86	6,690.00	16	1,001.00	45	951.00										61,		





# STATEMENT

Showing the Rate of Tax Levy for General and Special Purposes, for  
the Years 1876 to 1904, Inclusive,

AND

# ABSTRACT OF ASSESSMENTS

Of State, by Counties, from 1877 to 1904, Inclusive.






STATEMENT.

SHOWING THE RATE OF TAX LEVY FOR GENERAL AND SPECIAL PURPOSES, FOR THE YEARS 1876 TO 1904, BOTH INCLUSIVE.

FUNDS	1876	1877	1878	1879	1880	1881	1882	1883	1884	1885	1886	1887	1888	1889	1890	1891	1892	1893	1894	1895	1896	1897	1898	1899	1900	1901	1902	1903	1904		
General Revenue	1 1-2	5	3	4	4	4	4	3 1-2	3 1-2	4	2 13-30	2 13-30	2 13-30	2 13-30	2 13-30	2 11-30	2 11-30	2 8-30	2 9-30	2 11-30	2 3-30	2 9-30	2 8-30	2 1-12	1 14-15	2	1 4-5	1 19-30	1 11-15		
Mute and Blind	1-5	1-5	1-5	1-5	1-5	1-5	1-5	1-5	1-5	1-5	1-5	1-5	1-5	1-5	1-5	1-6	1-6	1-6	3-20	1-5	1-5	1-5	1-5	1-5	1-5	1-5	1-5	1-5	1-5	1-5	
University		1-5	1-5	1-5	1-5	1-5	1-5	1-5	1-5	1-5	1-5	1-5	1-5	1-5	1-5	1-5	1-5	1-5	1-5	1-5	1-5	1-5	1-5	1-5	1-5	1-5	1-5	1-5	2-5	2-5	
University Special								1-5	1-5									1-10													
Agricultural College		1-10	1-10	1-5	1-5	1-5	1-5	1-5	1-5	1-5	1-5	1-5	1-5	1-5	1-5	1-6	1-6	1-6	3-20	1-6	1-5	1-5	1-5	1-5	1-5	1-5	1-5	1-5	1-5	1-5	
School of Mines		1-10	1-10	1-5	1-5	1-5	1-5	1-5	1-5	1-5	1-5	1-5	1-5	1-5	1-5	1-6	1-6	1-6	3-20	1-6	1-5	1-5	1-5	1-5	1-5	1-5	1-5	1-5	1-5	1-5	
Normal School																1-6	1-6	1-6	3-20	1-6	1-6	1-6	1-6	1-5	1-5	1-5	1-5	1-5	1-5	1-5	
Insane Asylum				1-5	1-5	1-5	1-5	1-5	1-5	1-5	1-5	1-5	1-5	1-5	1-5	1-5	1-5	1-5	1-5	1-5	1-5	1-5	1-5	1-5	1-5	1-5	1-5	1-5	1-5	1-5	1-5
Stock Inspection						1-15	1-15	1-15	1-16	1-15	1-15	1-15	1-15	1-15	1-15	1-15	1-15	1-15	1-15	1-15	1-30	1-15	1-30	1-15	1-15	1-15	1-30	1-20	1-15	1-15	
Capitol Building						1-2	1-2	1-2	1-2	1-2	1-2	1-2	1-2	1-2	1-2	1-2	1-2	1-2	1-2	12-30	1-2	1-2	1-2	1-2	1-2	1-2	1-2	1-2	1-2	1-2	
Interest on Capitol Building Bonds																2-15	2-15	1-6	2-15	1-10	1-6										
Capitol Building Bonds, Sinking Fund																								3-20	3-10	4-15	9-20	6-15	3-10		
Ute War Debt																1-2															
Interest on Insurrection Bonds																										1-10	1-10	1-10	1-10	1-10	
Round Up and Inspection				*2	*1																										
For Spanish-American War																									1-5						
Total Levy in Mills	1 7-10	5 3-5	3 3-5	7	6	5 17-30	5 17-30	5 4-15	5 4-15	5 17-30	4	1	4	4	4	4 19-30	4 2-15	4 1-6	4	4	4	4 1-10	4 1-10	4 3-10	4 1-10	4 1-10	4	4	4	4	
Military Poll Per Capita		\$ 0 50	\$ 0 50	\$ 0 50	\$ 0 50	\$ 1 00	\$ 1 00	\$ 1 00	\$ 1 00	\$ 1 00	\$ 1 00	\$ 1 00	\$ 1 00	\$ 1 00	\$ 1 00	\$ 1 00	\$ 1 00	\$ 1 00	\$ 1 00	\$ 1 00	\$ 1 00	\$ 1 00	\$ 1 00	\$ 1 00	\$ 1 00	\$ 1 00	\$ 1 00	\$ 1 00	\$ 1 00	\$ 1 00	\$ 1 00

\*Levied on cattle only.

Aud.







# LIST OF WARRANTS

Drawn Against the General Incident Fund.





## LIST OF WARRANTS

DRAWN AGAINST THE GENERAL INCIDENTAL FUND.

REVENUE, 1903.

Date 1903	No.	NAME	Amount
Mar. 14	712	Louis B. Schwanbeck.....	\$ 460.25
Mar. 14	746	John A. Holmberg.....	100.00
Mar. 16	778	J. L. Moorhead, P. M.....	716.94
Mar. 17	780	R. R. Leese.....	62.50
Mar. 17	786	T. J. O'Donnell and S. W. Belford.....	1,000.00
Mar. 18	801	W. H. Kistler.....	1,040.69
Mar. 19	803	Smith-Brooks Printing Co.....	856.01
Mar. 19	804	Smith-Brooks Printing Co.....	5,382.77
Mar. 20	815	A. S. Carter.....	9.60
Mar. 24	835	D. C. Bailey.....	7.00
Mar. 25	839	United States Express Co.....	54.86
Mar. 26	842	James H. Peabody.....	19.20
Mar. 27	848	The Denver Post.....	56.84
Mar. 27	849	The Denver Post.....	75.87
Mar. 27	850	The Colo. Telephone Co.....	1.35
Mar. 27	851	C. H. Libby.....	60.00
Mar. 27	852	H. G. Clark.....	10.00
Mar. 27	853	The Denver & Rio Grande Ex.....	4.88
Mar. 27	854	The Denver & Rio Grande Ex.....	16.65
Mar. 27	855	Pacific Express Co.....	34.05
Mar. 27	856	The United States Express Co.....	2.77
Mar. 27	857	J. L. Beaman.....	1.90
Mar. 27	858	The Crystal Co.....	1.20
Mar. 27	859	The Smith-Premier Typewriter Co.....	62.00
Mar. 27	860	The Colo. Telephone Co.....	6.29
Mar. 27	861	Postal Telegraph Cable Co.....	2.20
Mar. 27	862	The Kennicott Patterson Trans. Co.....	2.00
Mar. 27	863	Western Union Telegraph Co.....	3.96
Mar. 27	864	The Pacific Express Co.....	22.53
Mar. 27	865	Denver & Rio Grande Express.....	3.10
Mar. 27	866	J. S. Stahl & Co.....	7.00
Mar. 27	867	Otis B. Spencer.....	12.20
Mar. 27	868	The Smith-Premier Typewriter Co.....	22.75
Mar. 27	869	American District Telegraph Co.....	20.40
Mar. 27	870	David D. Seerie.....	2.00
Mar. 27	871	Robt. Bailey.....	4.90

## LIST OF WARRANTS

DRAWN AGAINST THE GENERAL INCIDENTAL FUND—Continued.

REVENUE, 1903.

Date 1903	No.	NAME	Amount
Mar. 27	872	Otis B. Spencer.....	28.00
Mar. 27	873	The Haswell Drug Co.....	4.60
Mar. 27	874	J. L. Hilton.....	141.90
Apr. 1	1035	American District Telegraph Co.....	\$ 11.95
Apr. 1	1036	Remington Typewriter Co.....	103.20
Apr. 1	1037	Helen L. Grenfell.....	25.50
Apr. 1	1038	Whitney Newton.....	36.75
Apr. 1	1039	Pierce & Zahn.....	10.00
Apr. 1	1040	Timothy O'Connor.....	95
Apr. 1	1041	J. S. Stahl & Co.....	50.90
Apr. 1	1042	Harry A. Lee.....	165.00
Apr. 1	1043	Adams Express Co.....	6.45
Apr. 1	1044	Wells Fargo & Co.'s Express.....	24.78
Apr. 1	1045	Western Union Telegraph Co.....	8.46
Apr. 1	1046	Western Union Telegraph Co.....	7.04
Apr. 1	1047	Wells Fargo & Co.'s Express.....	51.50
Apr. 1	1048	C. L. Stonaker.....	5.00
Apr. 1	1049	The Pacific Express Co.....	19.85
Apr. 1	1050	Hadley-Peck Delivery & Storage Co.....	2.00
Apr. 1	1051	The Denver & Rio Grande Express.....	46.94
Apr. 1	1052	C. E. Cooper, M. D.....	10.00
Apr. 1	1053	Banks Law Publishing Co.....	492.00
Apr. 1	1054	L. G. Carpenter.....	500.00
Apr. 4	1074	J. S. Stahl & Co.....	102.75
Apr. 7	1085	J. L. Moorhead, P. M.....	408.30
Apr. 9	1089	The Clarke Quick Printing Co.....	173.00
Apr. 9	1090	L. B. Schwanbeck.....	160.00
Apr. 9	1091	L. B. Schwanbeck.....	76.25
Apr. 9	1092	Fritz-Jaenigen .....	104.00
Apr. 9	1093	The Denver Post.....	27.85
Apr. 9	1094	J. S. Stahl.....	7.80
Apr. 9	1095	A. S. Carter.....	4.40
Apr. 15	1110	Smith-Brooks Printing Co.....	5,506.05
Apr. 15	1113	Smith-Brooks Printing Co.....	10,000.00
Apr. 15	1114	Smith-Brooks Printing Co.....	4,183.70
Apr. 15	1115	Smith-Brooks Printing Co.....	1,428.26

## LIST OF WARRANTS,

DRAWN AGAINST THE GENERAL INCIDENTAL FUND—Continued.

REVENUE, 1903.

Date	No.	NAME	Amount
1903 Apr. 15	1117	N. C. Miller.....	50.00
Apr. 16	1129	Nat Nathan.....	33.00
July 30	2224	Fritz-Jaenigen .....	16.00
July 30	2225	Louis Schwanbeck.....	134.50
July 30	2249	Anna B. Brandt.....	189.63
July 31	2264	Nat Nathan.....	100.00
July 31	2276	Whitney Newton .....	\$ 60.00
July 31	2277	J. L. Moorlead.....	80.00
July 31	2286	W. H. Kistler Stationery Co.....	405.23
Aug. 1	2321	Otis B. Spencer.....	10.00
Aug. 1	2322	Dr. C. E. Cooper.....	15.00
Aug. 1	2323	Hannah L. Maddock.....	70.50
Aug. 1	2324	Knights of Pythias.....	20.00
Aug. 1	2325	The Alamo .....	117.90
Aug. 1	2326	John M. Maxwell.....	169.90
Aug. 1	2327	Hendrie & Bolthoff .....	9.15
Aug. 1	2328	The Railway Equipment Publishing Co.....	5.00
Aug. 1	2329	Chieftain Printing Co.....	15.05
Aug. 1	2330	Montrose Press .....	2.38
Aug. 1	2331	The Denver Post.....	17.20
Aug. 1	2332	Helen L. Grenfell.....	42.50
Aug. 1	2333	Independent Journal .....	2.59
Aug. 1	2334	N. C. Miller.....	24.80
Aug. 1	2335	Vernon McKelvey .....	200.80
Aug. 1	2336	Baker Vawter Co.....	15.75
Aug. 1	2337	Dr. F. N. Carrier.....	51.00
Aug. 1	2338	Denver Photo Material Co.....	72.25
Aug. 1	2339	H. Aarons .....	3.50
Aug. 1	2340	R. R. Leese.....	5.80
Aug. 1	2341	Lallie Surveying Supply Co.....	704.30
Aug. 1	2342	A. S. Carter.....	6.60
Aug. 1	2343	J. L. Beaman, Sheriff.....	1.00
Aug. 1	2344	Republican Publishing Co.....	68.12
Aug. 1	2345	Press Clipping Bureau.....	9.00
Aug. 1	2346	H. M. Mason.....	3.50
Aug. 1	2347	Duncan W. Muller.....	43.50
Aug. 1	2348	W. H. Montgomery.....	17.75

## LIST OF WARRANTS

DRAWN AGAINST THE GENERAL INCIDENTAL FUND—Continued.

REVENUE, 1903.

Date 1903	No.	NAME	Amount
Aug. 1	2369	W. H. Kistler Sta. Co.....	420.46
Aug. 5	2472	E. L. White.....	63.00
Aug. 6	2473	Pacific Express Co.....	8.75
Aug. 6	2474	The Gazzettier Pub. Co.....	35.00
Aug. 6	2475	Western Union Telegraph Co.....	45.42
Aug. 6	2487	P. T. Gross.....	80.00
Aug. 6	2488	A. C. Montgomery .....	30.00
Aug. 7	2495	Smith-Brooks Ptg. Co.....	5,039.52
Aug. 8	2503	Wells Fargo & Co.....	53.83
Aug. 11	2527	James Cowie .....	198.00
Aug. 12	2532	United States Express Co.....	1.06
Aug. 12	2533	City Transfer Co.....	1.50
Aug. 12	2534	E. L. White.....	9.75
Aug. 12	2535	W. H. Kistler Sta. Co.....	115.37
Aug. 12	2536	Ballinger & Richards.....	36.00
Aug. 12	2537	N. C. Miller.....	4.20
Aug. 12	2538	Hamilton Armstrong .....	3.00
Aug. 12	2539	James H. Peabody.....	6.22
Aug. 12	2540	Denver & Rio Grande Express.....	5.31
Aug. 12	2541	Colorado Telephone Co.....	3.35
Aug. 12	2542	American District Telegraph Co.....	4.75
Aug. 12	2543	Baker Vawter Co.....	7.45
Aug. 12	2544	Postal Telegraph & Cable Co.....	2.91
Aug. 12	2545	J. M. Woodard.....	34.00
Aug. 12	2546	A. S. Carter.....	1.75
Aug. 12	2547	C. A. Starr.....	30.00
Aug. 12	2548	James Perchard .....	34.50
Aug. 12	2549	Wells Fargo & Co. Express.....	.70
Aug. 12	2550	Western Union Telegraph Co.....	.40
Aug. 12	2551	Otis B. Spencer.....	6.50
Aug. 14	2562	Chas. Taylor .....	5.00
Aug. 15	2567	The Mills Publishing Co.....	447.00
Aug. 15	2571	Chas. A. Pike, Co. Judge.....	18.90
Aug. 17	2580	J. L. Miller.....	25.00
Aug. 17	2581	Banks Law Publishing Co.....	79.00
Aug. 17	2582	Dr. F. N. Carrier.....	51.88

## LIST OF WARRANTS

DRAWN AGAINST THE GENERAL INCIDENTAL FUND—Continued.

## REVENUE, 1903.

Date 1903	No.	NAME	Amount
Aug. 17	2584	Smith-Brooks Printing Co.....	582.45
Aug. 17	2594	James Cowie .....	69.00
Aug. 20	2652	James Cowie .....	150.00
Aug. 20	2751	James Cowie .....	80.00
Sept. 2	2848	J. L. Moorhead.....	60.00
Sept. 3	2862	W. C. Ferrill.....	9.05
Sept. 4	2880	Whitney Newton .....	4.00
Sept. 15	2964	Smith-Brooks Printing Co.....	2,033.18
Sept. 16	2973	J. L. Moorhead.....	120.50
Sept. 16	2974	City Transfer Co.....	1.00
Sept. 16	2975	Charles D. Hayt.....	125.00
Sept. 16	2976	Thomas A. Uzzell.....	125.00
Sept. 16	2977	Joseph P. Corrigan.....	125.00
Sept. 16	2978	Frank Frewen.....	25.00
Sept. 16	2979	W. H. Kistler Stationery Co.....	175.69
Sept. 16	2989	Otis B. Spencer.....	1.50
Sept. 16	2981	The Denver Post.....	41.09
Sept. 16	2982	Colorado Telephone Co.....	1.05
Sept. 16	2983	Wells Fargo Express Co.....	30.89
Sept. 16	2984	Pacific Express Co.....	1.83
Sept. 16	2985	Denver Rio Grande Express Co.....	10.88
Sept. 16	2986	W. H. Kistler.....	2.11
Sept. 20	3030	J. L. Moorhead.....	86.00
Oct. 6	3202	Smith-Brooks Printing Co.....	6,398.30
Oct. 7	3239	J. L. Moorhead.....	161.00
Oct. 9	3290	W. H. Kistler Stationery Co.....	330.64
Oct. 10	3292	J. L. Moorhead.....	94.00
Oct. 10	3296	Remington Typewriter Co.....	263.90
Oct. 10	3297	The Consolidated Publishing Co. ....	18.25
Oct. 10	3298	Wells Fargo Express Co.....	4.15
Oct. 10	3299	H. G. Smith.....	11.90
Oct. 10	3300	Colorado Telephone Co.....	4.45
Oct. 10	3301	Denver Rio Grande Express Co.....	96.08
Oct. 10	3302	Pacific Express Co.....	38.77
Oct. 10	3303	Western Union Telegraph Co.....	2.28
Oct. 10	3304	Mary Wright.....	2.00



## LIST OF WARRANTS

DRAWN AGAINST THE GENERAL INCIDENTAL FUND—Continued.

REVENUE, 1903.

Date 1903	No.	NAME	Amount
Oct. 10	3305	C. F. Hoeckel Blank Book Co.....	35.00
Oct. 10	3306	Rand, McNally Co.....	3.62
Oct. 10	3307	R. R. Leese.....	.80
Oct. 10	3308	Ballinger & Richards.....	12.00
Oct. 10	3309	American District Telegraph Co.....	7.50
Oct. 10	3310	A. S. Carter.....	2.00
Oct. 10	3311	J. S. Stahl & Co.....	19.85
Oct. 10	3314	Duncan W. Miller.....	6.75
Oct. 10	3315	Denver Post.....	1.12
Oct. 10	3316	N. C. Miller.....	2.30
Oct. 10	3317	United States Express Co.....	2.20
Oct. 10	3318	Press Clipping Bureau.....	5.00
Oct. 16	3380	J. L. Moorhead, P. M.....	26.00
Oct. 28	3490	J. L. Moorhead.....	22.00
Oct. 31	3600	J. L. Moorhead.....	98.00
Nov. 5	3626	W. H. Kistler Sta. Co.....	10.00
Nov. 5	3634	J. L. Moorhead.....	20.00
Nov. 6	3654	Smith-Prooks Printing Co.....	401.65
Nov. 6	3655	W. H. Kistler Sta. Co.....	2.50
Nov. 9	3670	M. A. Shute.....	15.05
Nov. 9	3672	The Colo. Telephone Co.....	27.95
Nov. 9	3673	W. H. Kistler Sta. Co.....	108.87
Nov. 9	3674	Helen L. Grenfell.....	4.50
Nov. 9	3675	Wells Fargo & Co. Express .....	19.18
Nov. 9	3676	D. R. G. Express Co.....	39.02
Nov. 9	3679	Western Union Tel. Co.....	24.72
Nov. 9	3680	Pacific Express Co.....	60
Nov. 9	3681	Smith-Premier Type W. Co.....	104.00
Nov. 9	3682	James Cowie .....	9.00
Nov. 9	3683	Press Clipping Bureau.....	14.35
Nov. 9	3684	The Crystal Co.....	1.80
Nov. 9	3685	Haswell Drug Co.....	9.63
Nov. 9	3686	The Gazettier Pub. Co.....	10.00
Nov. 9	3687	City Transfer Co.....	21.20
Nov. 9	3688	The Post Printing & Pub. Co.....	1.12
Nov. 9	3689	A. S. Carter.....	1.50

## LIST OF WARRANTS

DRAWN AGAINST THE GENERAL INCIDENTAL FUND—Continued.

REVENUE, 1903.

Date 1903	No.	NAME	Amount
Nov. 10	3712	J. L. Moorhead.....	25.00
Nov. 16	3770	Hadley-Peck Del. & Stor. Co.....	15.00
Nov. 16	3774	J. L. Moorhead.....	185.00
Nov. 20	3804	J. L. Moorhead.....	91.50
Nov. 25	3829	J. L. Moorhead, P. M.....	169.00
Oct. 26	4084	J. E. Buell.....	68.00
Oct. 29	4088	Chas. L. Spencer.....	50.00
Nov. 4	4129	A. L. Babcock.....	100.00
Nov. 12	4174	J. L. Moorhead.....	70.00
Nov. 14	4177	Miss M. L. De Lange.....	24.50
Nov. 15	4182	J. E. Buell.....	57.00
Nov. 17	4191	R. R. Leese.....	5.04
Nov. 17	4192	James Cowie .....	148.00
Nov. 17	4193	Preston Holbrook .....	63.00
Nov. 18	4195	Smith-Brooks Printing Co.....	1,079.94
Nov. 18	4196	W. H. Sunblaw.....	1.40
Nov. 21	1218	J. L. Moorhead .....	79.00
Nov. 23	4228	Chieftain Printing Co.....	13.33
Nov. 23	4229	Consolidated Publishing Co.....	12.90
Nov. 23	4230	Western Union Telegraph Co.....	30.88
Nov. 23	4231	Western Union Telegraph Co.....	4.61
Nov. 23	4232	Western Union Telegraph Co.....	40.10
Nov. 23	4233	W. H. Kistler Stationery Co.....	17.50
Nov. 23	4234	W. H. Kistler Stationery Co.....	139.76
Nov. 23	4235	W. H. Kistler Stationery Co.....	128.34
Nov. 23	4236	H. G. Smith.....	10.29
Nov. 23	4237	Will Heustis .....	6.90
Nov. 23	4238	James F. C. Boyd.....	2.20
Nov. 23	4239	Will C. Ferrill.....	11.05
Nov. 23	4240	Dr. F. N. Carrier.....	18.55
Nov. 23	4241	John D. Jones.....	4.85
Nov. 23	4242	Whitney Newton .....	1.40
Nov. 23	4243	James Cowie .....	9.00
Nov. 23	4244	Republican Publishing Co.....	16.84
Nov. 23	4245	American District Telegraph Co.....	15.35
Nov. 23	4246	Colorado Telephone Co.....	27.50

## LIST OF WARRANTS

DRAWN AGAINST THE GENERAL INCIDENTAL FUND—Continued.

REVENUE, 1903:

Date 1903	No.	NAME	Amount
Nov. 23	4247	Pacific Express Co.....	27.43
Nov. 23	4248	Record-Stockman Publishing Co.....	160.70
Nov. 23	4249	Beck Duplicator Co.....	6.00
Nov. 23	4250	H. M. Mason.....	15.50
Nov. 23	4251	National Railway Publishing Co.....	2.25
Nov. 23	4252	Colorado Typewriter Exchange Co.....	.75
Nov. 23	4253	Hall Blue Print Paper Co.....	6.50
Nov. 23	4254	Crystal Co.....	4.40
Nov. 23	4255	Haswell Drug Co.....	5.91
Nov. 23	4256	Otis B. Spencer.....	15.50
Nov. 23	4257	H. S. Carter.....	1.25
Nov. 23	4258	City Transfer Co.....	1.50
Nov. 23	4259	Hadley-Peck Delivery and Storage Co.....	1.50
Nov. 23	4260	Press Clipping Bureau.....	27.37
Nov. 25	4261	Remington Typewriter Co.....	11.60
Nov. 25	4262	Postal Telegraph.....	7.23
Nov. 25	4263	Wells Fargo & Co.....	2.15
Nov. 25	4264	Adams Express Co.....	\$ 6.35
Nov. 25	4265	Globe Express Co.....	24.56
Nov. 28	4284	J. L. Moorhead.....	102.00
Nov. 28	4285	Axel Swanson.....	125.00
Nov. 28	4286	A. L. Babcock.....	100.00
Nov. 30	4330	Cora L. Ellis.....	66.72
Nov. 30	4331	Edwin Fetter.....	65.19
Nov. 30	4332	Ada Van Why.....	100.00
Nov. 30	4333	Emma Hughes.....	100.00
Nov. 30	4334	Jennie I. Penfield.....	100.00
Nov. 30	4345	W. H. Kistler Stationary Co.....	20.00
Nov. 30	4355	Gazeteer Publishing Co.....	50.00
Nov. 30	4356	J. L. Moorhead.....	683.50
Nov. 30	4374	Globe Express Co.....	11.85
Nov. 30	4375	Press Clipping Bureau.....	18.29
Nov. 30	4376	J. L. Moorhead.....	60.00
Nov. 30	4377	Jas. H. Peabody.....	82.62
Nov. 30	4378	Chas. L. Spencer.....	15.00
Nov. 30	4379	J. E. Buel.....	125.00

## LIST OF WARRANTS

DRAWN AGAINST THE GENERAL INCIDENTAL FUND—Continued.

REVENUE, 1903.

Date 1903	No.	NAME	Amount
Nov. 30	4380	Denver Lithographing Co.....	140.00
Nov. 30	4381	James Cowie.....	9.70
Nov. 30	4382	Helen L. Grenfell.....	200.00
Nov. 30	4383	Helen L. Grenfell.....	7.55
Nov. 30	4384	Smith-Brooks Printing Co.....	17.50
Nov. 30	4385	J. L. Moorhead.....	54.00
Nov. 30	4386	W. H. Kistler Stationery Co.....	48.00
Nov. 30	4389	Smith-Brooks Printing Co.....	612.11
Nov. 30	4398	W. H. Kistler Stationery Co.....	1.75
Nov. 30	4399	Colorado Telephone Co.....	6.10
Nov. 30	4400	Daniels & Fisher Stores Co.....	88.83
Nov. 30	4402	W. A. Daniels.....	100.00
Nov. 30	4403	L. R. Scott.....	100.00
Nov. 30	4404	Daisy Broadwell.....	100.00
Nov. 30	4405	Julius Clark.....	100.00
Nov. 30	4406	W. H. Kistler Stationery Co.....	432.72
Nov. 30	4407	H. G. Smith.....	1.73
Nov. 30	4408	Helen L. Grenfell.....	1.20
Nov. 30	4409	Pacific Express Co.....	17.16
Nov. 30	4410	Postal Telegraph Co.....	5.86
Nov. 30	4411	American District Telegraph Co.....	6.80
Nov. 30	4412	Western Union Telegraph Co.....	14.86
Nov. 30	4413	A. S. Carter.....	3.90
Nov. 30	4414	Remington Typewriter Co.....	5.50
Nov. 30	4415	Hadley Package Delivery & S. Co.....	.25
Nov. 30	4416	G. H. Lent.....	10.00
Nov. 30	4417	Colorado Telephone Co.....	7.20
Nov. 30	4418	J. L. Moorhead.....	61.00
Totals .....			\$ 63,211.48

LIST OF WARRANTS  
DRAWN AGAINST THE GENERAL INCIDENTAL FUND  
REVENUE—1904.

Date 1904	No.	NAME	Amount
Dec. 2	735	J. L. Moorhead .....	64.00
Dec. 12	837	J. L. Moorhead.....	5.00
Dec. 12	838	Am. Dist. Tel. ....	4.60
Dec. 17	860	Remington Typewriter Co. ....	5.00
Dec. 17	861	James Cowie .....	3.80
Dec. 17	862	Miles and Taylor .....	12.00
Dec. 17	864	A. G. Spaulding & Bros.....	75
Dec. 17	865	Warren M. Cox.....	2.45
Dec. 17	866	Horace G. Smith.....	10.80
Dec. 17	867	Will C. Ferrill.....	9.95
Dec. 17	868	Cardwell Blue Print & S. Co.....	7.00
Dec. 17	869	City Transfer Co. ....	50
Dec. 17	870	Baker Vawter Co. ....	1.60
Dec. 17	871	Helen L. Grenfell.....	2.80
Dec. 17	872	James H. Peabody.....	76
Dec. 17	873	Press Clipping Bureau.....	20.66
Dec. 17	874	Hadley Package Delivery & Storage Co.....	4.85
Dec. 17	875	A. S. Carter.....	3.10
Dec. 17	876	Post Ptg. & Pub. Co.....	1.05
Dec. 17	877	Smith-Brooks Ptg. Co.....	476.11
Dec. 17	878	W. H. Kistler Sta. Co.....	16.00
Dec. 17	879	W. H. Kistler Sta. Co.....	31.00
Dec. 17	880	Out West Ptg. & Sta. Co.....	16.25
Dec. 17	881	W. H. Kistler Sta. Co.....	217.16
Dec. 17	882	Western Union Telegraph Co. ....	69.37
Dec. 17	883	Globe Express Co. ....	6.42
Dec. 17	884	Pacific Express Co. ....	90
Dec. 17	885	Wells Fargo Express Co.....	3.90
Dec. 17	886	Colo. Telephone Co. ....	8.20
Dec. 17	887	Am. Dist. Telegraph Co.....	2.85
Dec. 17	888	Smith-Premier Typewriter Co. ....	99.00
Dec. 17	889	Remington Typewriter Co.....	10.75
Dec. 17	914	Out West Ptg. & Sta. Co.....	58.50
Dec. 17	915	Western Union Tel. Co. ....	16.32
Dec. 18	924	J. L. Moorhead.....	30.00
Dec. 31	1051	Geo. W. Allen, Jr.....	100.00
Dec. 23	1064	James Cowie .....	317.50

## LIST OF WARRANTS

DRAWN AGAINST THE GENERAL INCIDENTAL FUND—Continued.

## REVENUE, 1904.

Date 1904	No.	NAME	Amount
Dec. 28	1099	Calvin E. Reed.....	25.00
Jan. 8	1237	J. L. Moorhead .....	135.00
Jan. 11	1262	Smith-Brooks Printing Co.....	757.42
Jan. 13	1276	Colorado Telephone Co.....	13.55
Jan. 13	1277	R. R. Leese.....	1.65
Jan. 13	1278	N. C. Miller .....	25.00
Jan. 13	1279	James Cowie .....	7.94
Jan. 13	1280	A. S. Carter.....	2.50
Jan. 13	1281	Press Clipping Bureau.....	2.00
Jan. 13	1282	Post Printing Co.....	22.96
Jan. 13	1283	Remington Typewriter Co.....	5.00
Jan. 13	1284	Baker Vawter Co.....	70.50
Jan. 13	1285	Smith-Premier Typewriter Co.....	4.85
Jan. 13	1286	American Dist. Tel. Co.....	4.90
Jan. 13	1287	Globe Express Co.....	55
Jan. 13	1288	Western Union Telegraph Co.....	23.24
Jan. 13	1289	W. H. Kistler Stationery Co.....	332.18
Jan. 13	1290	W. H. Montgomery Co.....	45.45
Jan. 13	1291	P. F. Gross .....	100.00
Jan. 18	1297	Mills Publishing Co.....	447.00
Jan. 22	1343	J. L. Moorhead .....	99.00
Jan. 22	1344	O. B. Spencer.....	5.00
Jan. 22	1356	P. F. Gross.....	5.00
Jan. 22	1363	J. L. Moorhead .....	59.00
Jan. 22	1377	Geo. W. Allen, Jr.....	100.00
Jan. 22	1464	Margaret Lawson .....	100.00
Jan. 31	1485	Smith-Brooks Printing Co.....	456.70
Jan. 31	1508	J. L. Moorhead, P. M.....	42.00
Jan. 2	1542	Dr. F. W. Carrier, Treas.....	9.95
Jan. 2	1543	Adams Express Co. ....	22.12
Jan. 2	1544	Wells Fargo Express Co.....	4.29
Jan. 2	1545	Pacific Express Co.....	3.52
Jan. 2	1546	Globe Express Co.....	10.13
Jan. 2	1547	Smithsonian Institute .....	28.75
Jan. 2	1548	Grace P. Lindsley.....	9.00



## LIST OF WARRANTS

DRAWN AGAINST THE GENERAL INCIDENTAL FUND—Continued.

REVENUE, 1904.

Date 1904	No.	NAME	Amount
Jan. 2	1549	Geo. Anderson .....	2.85
Jan. 2	1550	Oscar Sorenson.....	1.00
Feb. 13	1651	N. C. Miller .....	8.85
Jan. 2	1552	City Transfer Co.....	50
Jan. 2	1553	Smith-Premier Typewriter Co.....	3.60
Jan. 2	1554	Hadley-Peck Delivery & Storage Co.....	2.00
Jan. 2	1556	John A. Holmberg.....	41.80
Feb. 10	1622	John A. Holmberg.....	147.85
Feb. 11	1643	J. L. Moorhead, P. M.....	55.00
Feb. 13	1651	W. C. Miller.....	8.85
Feb. 13	1652	Globe Express Co. ....	30
Feb. 13	1653	Railway World .....	4.00
Feb. 13	1654	Postal Telegraph Co. ....	62
Feb. 13	1655	Press Clipping Bureau.....	4.00
Feb. 13	1658	Timothy O'Connor .....	4.00
Feb. 13	1667	Smith-Brooks Ptg. Co. ....	1,283.69
Feb. 15	1670	W. H. Kistler Sta. Co. ....	311.79
Feb. 15	1671	Out West Ptg. Co. ....	48.00
Feb. 17	1683	W. H. Kistler Sta. Co. ....	129.92
Feb. 17	1684	Western Union Telegraph Co.....	4.13
Feb. 17	1685	Wells Fargo & Co. Express.....	23.04
Feb. 17	1686	United States Express Co.....	7.99
Feb. 17	1687	Colo. Telephone Co. ....	6.20
Feb. 17	1688	Remington Typewriter Co. ....	6.00
Feb. 17	1689	Am. Dist. Tel. Co. ....	3.50
Feb. 17	1690	A. S. Carter.....	35
Feb. 17	1691	Wm. B. Dana Co.....	10.00
Feb. 17	1692	J. L. Moorhead, P. M.....	95.00
Feb. 18	1694	L. F. Frost.....	4.00
Feb. 18	1696	H. E. Mulnix.....	100.00
Feb. 19	1702	Western Union Tel. Co.....	5.62
Feb. 19	1704	B. L. Sherman.....	90.00
Feb. 23	1709	Geo. W. Allen, Jr.....	100.00
Feb. 29	1847	Smith-Brooks Ptg. Co.....	144.76
Feb. 29	1848	W. H. Kistler Sta. Co.....	18.00
Feb. 29	1849	John A. Holmberg.....	109.50

## LIST OF WARRANTS

DRAWN AGAINST THE GENERAL INCIDENTAL FUND—Continued.

## REVENUE, 1904.

Date 1904	No.	NAME	Amount
Feb. 29	1850	Adams Express Co. ....	3.74
Feb. 29	1851	J. Gibson Smith .....	4.75
Feb. 29	1852	Pierce & Zahn.....	1.50
Feb. 29	1853	Colo. News Co. ....	4.00
Feb. 29	1854	W. A. Platte.....	1.10
Feb. 29	1855	H. G. Smith.....	8.55
Feb. 29	1856	A. S. Carter .....	46.27
Feb. 29	1857	W. H. Kistler Sta. Co.....	35
Feb. 29	1858	Wm. D. Dana Co.....	2.00
Feb. 29	1859	Wells Fargo Co. Express.....	1.29
Feb. 29	1869	J. L. Moorhead.....	126.00
Mar. 2	1953	J. L. Moorhead.....	71.00
Mar. 3	1957	James Cowie .....	1.75
Mar. 5	1976	J. L. Miller.....	25.00
Mar. 8	2044	Out West Ptg. Co. ....	100.75
Mar. 8	2045	Smith-Brooks Ptg. Co. ....	171.80
Mar. 8	2046	Clark Quick Ptg. Co. ....	15.75
Mar. 10	2061	J. L. Moorhead .....	55.00
Mar. 10	2064	W. H. Kistler Sta. Co.....	359.09
Mar. 10	2065	The Crystal Co. ....	1.80
Mar. 10	2066	Haswell Drug Co. ....	2.35
Mar. 10	2067	Press Clipping Bureau .....	5.87
Mar. 10	2068	O. B. Spencer .....	5.25
Mar. 10	2069	Am. Dist. Telegraph Co. ....	4.00
Mar. 10	2070	Colo. Telephone Co. ....	2.00
Mar. 10	2071	Wells Fargo Co. Express .....	74
Mar. 10	2072	Pacific Express Co. ....	28.25
Mar. 10	2073	Globe Express Co. ....	33.63
Mar. 10	2074	Western Union Telegraph Co. ....	18.97
Mar. 16	2122	Sam H. Wood .....	57.10
Mar. 19	2134	Geo. W. Allen .....	100.00
Mar. 25	2181	J. L. Moorhead.....	18.00
Mar. 31	2264	J. L. Moorhead.....	609.00
Mar. 31	2321	James H. Peabody.....	684.75
April 7	2424	Axel Swanson.....	125.00
April 11	2425	James Cowie.....	191.00

## LIST OF WARRANTS

DRAWN AGAINST THE GENERAL INCIDENTAL FUND—Continued.

REVENUE, 1904.

Date 1904	No.	NAME	Amount
April 14	2466	Smith-Brooks Printing Co.....	2,305.40
April 17	2477	E. L. White.....	71.50
April 18	2482	Edna B. Warner.....	57.00
April 18	2483	J. L. Moorhead.....	63.00
April 20	2489	Press Clipping Bureau.....	6.68
April 20	2490	Smith-Premier Typewriter Co.....	148.25
April 20	2491	Hadley-Peck Delivery & Storage Co.....	4.00
April 20	2492	Helen L. Grenfell.....	1.40
April 20	2493	James H. Peabody.....	.60
April 20	2494	Out West Printing & Stationery Co.....	48.00
April 20	2495	Railway Equipment & Publishing Co.....	5.00
April 20	2496	Wm. D. Dana Co.....	.68
April 20	2497	A. R. Tibbitts.....	2.00
April 20	2498	Dr. F. N. Carrier, Treasurer.....	16.12
April 20	2499	Mrs. J. L. Miller.....	25.00
April 20	2500	Robt. Bailey, Clerk.....	6.50
April 20	2501	John A. Holmberg.....	15.60
April 20	2502	Haswell Drug Co.....	2.50
April 20	2503	Baker Vawter Co.....	25.85
April 20	2504	W. H. Kistler Stationery Co.....	185.63
April 20	2505	Post Printing & Publishing Co.....	22.75
April 20	2506	Lallie Surveying Instrument Co.....	25.00
April 20	2507	Remington Typewriter Co.....	11.70
April 20	2508	American District Telegraph Co.....	.40
April 20	2509	Colorado Telephone Co.....	19.05
April 20	2510	Adams Express Co.....	.35
April 20	2511	Wells Fargo & Co. Express.....	3.30
April 20	2512	Globe Express Co.....	6.25
April 20	2513	Western Union Telegraph Co.....	31.25
April 25	2541	J. L. Moorhead.....	16.00
April 30	2592	J. C. Roberts.....	125.00
April 30	2616	Geo. W. Allen.....	100.00
May 4	2763	Axel Swanson.....	125.00
May 6	2765	J. L. Moorhead.....	46.00
May 6	2770	J. L. Moorhead.....	93.00
May 6	2785	R. R. Leese.....	13.60

## LIST OF WARRANTS

DRAWN AGAINST THE GENERAL INCIDENTAL FUND—Continued.

REVENUE, 1904.

Date 1904	No.	NAME	Amount
May 11	2794	N. C. Miller.....	28.85
May 11	2795	Globe Express Co.....	44.30
May 11	2796	Pacific Express Co.....	37.99
May 11	2797	Republican Publishing Co.....	61.50
May 11	2798	Hadley-Peck Delivery Co.....	3.50
May 11	2799	Nat Walthar.....	14.00
May 11	2800	Horace G. Smith.....	2.65
May 11	2801	W. C. Ferrill.....	5.50
May 11	2802	J. F. Boyd.....	1.80
May 11	2803	Kendrick Book & Stationery Co.....	3.00
May 11	2804	American Bonding Co.....	5.00
May 11	2805	F. D. Wallacker Co.....	61.90
May 11	2806	Press Clipping Bureau.....	6.85
May 11	2807	Western Union Telegraph Co.....	1.35
May 11	2808	Colorado Telephone Co.....	7.05
May 11	2809	American District Telegraph Co.....	3.35
May 11	2810	James H. Peabody.....	339.00
May 11	2812	W. H. Kistler Stationery Co.....	380.71
May 11	2813	Smith-Brooks Printing Co.....	110.05
May 13	2846	J. B. Melville.....	1.50
May 24	2920	J. L. Moorhead.....	81.00
May 24	2921	Wm. C. Sloan.....	200.00
May 25	2931	W. H. Sunblaw .....	2.80
May 31	3004	Geo. W. Allen.....	100.00
May 31	3043	Axel Swanson.....	125.00
May 31	3044	T. A. Curry.....	125.00
May 31	3045	J. L. Moorhead.....	116.00
June 1	3084	J. L. Moorhead.....	16.00
June 2	3120	Smith-Brooks Printing Co.....	632.77
June 2	3121	W. H. Kistler Stationery Co.....	5.01
June 2	3122	Edna B. Warner.....	91.50
June 2	3123	Chas. L. Spencer.....	30.00
June 2	3124	Press Clipping Bureau.....	5.00
June 2	3125	Mrs. J. L. Miller.....	25.00
June 2	3126	Remington Typewriter Co.....	5.00
June 2	3127	Colorado Telephone Co.....	.85

## LIST OF WARRANTS

DRAWN AGAINST THE GENERAL INCIDENTAL FUND—Continued.

REVENUE, 1904.

Date 1904	No.	NAME	Amount
June 2	3128	Wells Fargo & Co.....	1.15
June 2	3129	Globe Express Co.....	19.94
June 2	3130	Western Union Telegraph Co.....	21.70
June 2	3131	Mills Publishing Co.....	447.00
June 2	3136	Mills Publishing Co.....	220.00
June 2	3137	Jas. H. Peabody.....	142.90
June 2	3138	Jas. H. Peabody.....	234.15
June 3	3146	J. L. Moorhead.....	97.00
June 4	3150	J. L. Moorhead.....	38.00
June 7	3158	Mills Publishing Co.....	50.00
June 7	3181	J. L. Moorhead.....	22.00
June 13	3242	J. L. Moorhead.....	96.00
June 14	3248	R. R. Léese.....	9.12
June 17	3260	James H. Peabody.....	16.15
June 16	3249	J. L. Moorhead.....	10.00
June 17	3262	Smith-Brooks Printing Co.....	1,422.50
June 17	3263	American Bonding Co.....	5.00
June 17	3264	Horace G. Smith.....	14.30
June 17	3265	Will C. Ferrill.....	5.55
June 17	3266	Smith-Premier Typtwriter Co.....	3.00
June 17	3267	Remington Typewriter Co.....	5.00
June 17	3268	Chas. L. Spencer.....	64.00
June 17	3269	Wells Fargo & Co. Express.....	3.85
June 17	3270	U. S. Express Co.....	2.10
June 17	3271	Pacific Express Co.....	11.81
June 17	3272	Adams Express Co.....	3.43
June 17	3273	Colo. Typewriter Exchange Co.....	3.00
June 17	3274	A. S. Carter.....	35
June 17	3275	Globe Express Co.....	80
June 17	3276	Colorado Telephone Co.....	3.70
June 17	3277	Western Union Telegraph Co.....	55.73
June 17	3278	American District Telegraph Co.....	2.90
June 17	3279	W. H. Kistler.....	152.23
June 17	3280	J. L. Moorhead.....	70.00
June 20	3284	Edna B. Warner.....	69.30

## LIST OF WARRANTS

DRAWN AGAINST THE GENERAL INCIDENTAL FUND—Continued.

## REVENUE, 1904.

Date 1904	No.	NAME	Amount
June 24	3223	American District Telegraph Co.....	3.20
June 30	3415	Geo. W. Allen.....	100.00
June 30	3416	Geo. W. Allen.....	100.00
July 2	3513	Axel Swanson .....	125.00
July 6	3544	J. L. Moorhead.....	40.00
July 7	3547	J. L. Moorhead .....	112.00
July 11	3564	Jas. H. Peabody.....	94.00
July 14	3616	J. L. Moorhead.....	12.00
July 14	3620	Press Clipping Bureau.....	7.25
July 14	3622	Record-Stockman .....	88.99
July 14	3623	Smith-Brooks Printing Co.....	234.30
July 14	3624	Out West Printing Co.....	22.50
July 14	3625	W. H. Kistler Stationery Co.....	121.15
July 14	3626	Record-Stockman Publishing Co.....	610.00
July 14	3627	James Cowie .....	8.45
July 14	3628	Globe Express Co.....	6.60
July 14	3629	Postal Telegraph Co.....	8.62
July 14	3630	American District Telegraph Co.....	4.35
July 14	3631	Western Union Telegraph Co.....	64.94
July 14	3632	Pacific Express Co.....	36.75
July 14	3633	Wells Fargo Express Co.....	2.20
July 14	3634	Adams Express Co.....	3.00
July 14	3635	Colorado Telephone Co.....	12.00
July 14	3636	Hadley-Peck Delivery Co.....	1.00
July 14	3637	Remington Typewriter Co.....	5.90
July 14	3638	W. A. Platt.....	90
July 14	3639	Ballenger & Richards.....	41.00
July 14	3640	Kendrick Book & Stationery Co.....	3.50
July 14	3641	Newall G. Smith.....	14.55
July 14	3642	Will Hustis .....	15.00
July 15	3648	James Cowie .....	46.00
July 22	3674	J. L. Moorhead.....	34.00
July 31	3790	J. L. Moorhead.....	105.00
July 31	3815	J. L. Moorhead.....	20.00
Aug. 4	3896	Axel Swanson .....	125.00
Aug. 9	3948	J. L. Moorhead.....	111.00



## LIST OF WARRANTS

DRAWN AGAINST THE GENERAL INCIDENTAL FUND—Continued.

REVENUE, 1904.

Date	No.	NAME	Amount
1904 Aug. 12	3956	J. L. Moorhead.....	120.00
Aug. 13	3959	J. L. Moorhead.....	40.00
Aug. 16	3969	James H. Peabody.....	327.15
Aug. 16	3970	James H. Peabody.....	19.17
Aug. 16	3971	J. L. Moorhead.....	25.00
Aug. 18	3979	W. H. Kistler Stationery Co.....	27.43
Aug. 18	3980	W. H. Kistler Stationery Co.....	93.50
Aug. 18	3981	Western Union Telegraph Co.....	9.30
Aug. 18	3982	Postal Telegraph Co.....	50
Aug. 18	3983	Colorado Telephone Co.....	8.50
Aug. 18	3984	American District Telegraph Co.....	6.40
Aug. 18	3985	Wells Fargo & Co. Express.....	40
Aug. 18	3986	Rollandet Drafting and B. B. Co.....	15.00
Aug. 18	3987	A. J. Carter.....	1.85
Aug. 18	3988	Press Clipping Bureau.....	180.00
Aug. 18	3989	Hadley-Peck Delivery and Storage Co.....	17.00
Aug. 18	3990	Will Houstis.....	9.65
Aug. 18	3991	Globe Express Co.....	12.85
Aug. 18	3992	Pacific Express Co.....	20.38
Aug. 18	3993	Republican Publishing Co.....	54.00
Aug. 18	3994	George Mayer Hardware Co.....	35.20
Aug. 18	3995	Denver Lithographing Co.....	60.00
Aug. 18	3996	Ballenger & Richards.....	18.00
Aug. 18	3997	Smith-Brooks Printing Co.....	407.15
Aug. 19	4006	W. H. Kistler Stationery Co.....	151.58
Aug. 19	4007	W. H. Sunblaw.....	1.05
Aug. 20	4009	A. B. Gray.....	80.00
Aug. 25	4060	J. L. Moorhead.....	27.00
Aug. 27	4065	J. L. Moorhead.....	40.00
Aug. 27	4069	Dan B. Carey.....	250.00
Aug. 31	4159	George W. Allen.....	100.00
Aug. 31	4231	Axel Swanson.....	125.00
Aug. 31	4235	J. L. Moorhead.....	16.00
Sept. 8	4313	J. L. Moorhead.....	23.00
Sept. 13	4378	James H. Peabody.....	154.15
Sept. 14	4382	J. L. Moorhead.....	308.50

## LIST OF WARRANTS

DRAWN AGAINST THE GENERAL INCIDENTAL FUND—Continued.

## REVENUE, 1904.

Date 1904	No.	NAME	Amount
Sept. 17	4404	R. R. Leese.....	6.64
Sept. 20	4409	Margaret Lawson.....	100.00
Sept. 21	4413	Post Printing and Publishing Co.....	22.05
Sept. 21	4414	Will Huestes.....	12.75
Sept. 21	4415	H. G. Smith.....	17.30
Sept. 21	4416	C. O. Petersen.....	50
Sept. 21	4417	Smith-Premier.....	1.50
Sept. 22	4425	J. L. Moorhead.....	20.00
Sept. 23	4428	W. C. Sloan.....	231.00
Sept. 28	4465	J. L. Moorhead.....	53.00
Sept. 30	4484	Georgetown Courier.....	76.00
Sept. 30	4485	W. H. Kistler Stationery Co.....	3.50
Sept. 30	4495	Smith-Brooks Stationery Co.....	195.30
Sept. 30	4498	Axel Swanson.....	125.00
Sept. 30	4569	State Treasurer.....	100.00
Sept. 30	4615	Mills Publishing Co.....	417.00
Oct. 1	4621	Smith-Brooks Printing Co.....	2.75
Oct. 1	4631	Smith-Brooks Printing Co.....	32.90
Oct. 1	4643	J. L. Moorhead.....	63.00
Oct. 1	4645	J. C. Mills.....	6.80
Oct. 1	4647	W. H. Kistler Stationery Co.....	94.67
Oct. 1	4648	Western Union Telegraph Co.....	14.81
Oct. 1	4649	United States Express Co.....	19.60
Oct. 1	4650	Globe Express Co.....	17.20
Oct. 1	4651	Pacific Express Co.....	19.37
Oct. 1	4652	Colorado Telephone Co.....	3.65
Oct. 1	4653	American District Telegraph Co.....	6.00
Oct. 1	4654	Remington Typewriter Co.....	99.65
Oct. 1	4655	City Transfer Co.....	50
Oct. 1	4656	Press Clipping Bureau.....	11.97
Oct. 1	4657	Republican Publishing Co.....	10.67
Oct. 1	4658	Denver Novelty and E. Co.....	3.50
Oct. 1	4659	Will Houstes.....	21.65
Oct. 1	4660	Record-Stockman .....	48.01
Oct. 4	4682	Preston Holbrook.....	60.00
Oct. 8	4703	James H. Peabody.....	470.90

## LIST OF WARRANTS

DRAWN AGAINST THE GENERAL INCIDENTAL FUND—Concluded.

REVENUE, 1904.

Date 1904	No.	NAME	Amount
Oct. 8	4709	J. L. Moorhead.....	220.00
Oct. 11	4737	J. L. Moorhead.....	20.00
Oct. 11	4746	W. H. Montgomery.....	93.00
Oct. 11	4754	J. L. Moorhead.....	20.00
Oct. 17	4788	Smith-Brooks Printing Co.....	59.53
Oct. 25	4830	J. L. Moorhead.....	28.00
Nov. 3	4995	Axel Swanson.....	125.00
Nov. 3	4996	J. L. Moorhead.....	16.00
Total .....			\$27,804.70

ANNUAL CORPORATION  
LICENSE TAX.



## ANNUAL CORPORATION LICENSE TAX.

On the following pages will be found a synopsis of the amount collected by the Corporation License Tax Department (commonly known as the flat tax), also disbursements by way of refunds and other data in relation thereto.

At this time it would be pertinent and opportune to state that the law governing this tax is sadly deficient and lame, with reference to the method of enforcing collection; in fact, the present law almost leaves it optional as to whether the tax is paid or not.

Approximately computed, not one-third of the corporations authorized to transact business in the State of Colorado pay the annual tax, and while the rate of taxation is comparatively insignificant, yet if payment was enforced and made compulsory this department would be a source of revenue from which a handsome sum could be realized.

As the present law stands on our statute books payment can simply be demanded by annually notifying, previous to February 1st, each company as to the amount due, and when payable. The large majority of corporations not only refuse to comply with the demands and terms of said notification, but absolutely ignore them; we are powerless to enforce collection, and they continue throughout their entire corporate existence without paying the tax, and in view of this lax condition, I desire to recommend that the next Legislature amend the law governing this tax by adopting some method of procedure to enforce collection.

Under the original act creating this department, all corporations, irrespective as to the amount of capital stock, were to pay the annual tax at the rate of ten cents upon each one thousand dollars of its capital stock for foreign corporations, and five cents per thousand for domestic corporations.

During the extra session of the Legislature in 1902 the rate of taxation was reduced three-fifths, or making the tax four cents and two cents on foreign and domestic corporations respectively, and, furthermore, all domestic corporations capitalized for less than \$25,000 were exempt from taxation.

By way of comparison the amount collected for the fiscal years of 1903 and 1904 is greatly in excess of that collected by the previous administration.



It had been the intention of the department to make a most minute report of the business transacted, and to publish in book form every corporation having paid a license tax, the date, name and amount so paid, but after the work was completed it was found that the report would consist of about 150 pages, set in very small type, and that the possible benefits which might accrue would not be commensurate with the expense; therefore, a synopsis of the exact amounts of receipts and disbursements has been substituted.

## STATEMENT

OF RECEIPTS AND DISBURSEMENTS OF THE FLAT TAX DEPARTMENT.

## Receipts

From January 14, 1903, to November 30, 1903.

1901 Tax .....	\$ 523.00
1901 Tax penalty .....	70.00
1902 Tax .....	6,455.18
1902 Tax penalty .....	555.57
1903 Tax .....	38,487.21
1903 Tax penalty .....	312.95
Total .....	<u>\$46,403.91</u>

From December 1, 1903, to November 30, 1904.

1902 Tax .....	\$ 916.92
1902 Tax penalty .....	170.85
1903 Tax .....	4,163.88
1903 Tax penalty .....	275.48
1904 Tax .....	36,497.52
1904 Tax penalty .....	299.38
Total .....	<u>\$42,324.03</u>

\$88,727.94

Overdraft account rebates ..... 2.90

Grand total ..... \$88,730.84

## Disbursements

Paid State Treasurer, from January 14, 1903, to November 30, 1903.

February 4, 1903 .....	\$ 567.11
March 16, 1903 .....	4,621.50
April 4, 1903 .....	2,407.76
May 7, 1903 .....	10,545.70
June 5, 1903 .....	10,160.73
July 8, 1903 .....	5,207.40
August 1, 1903 .....	1,768.53
September 9, 1903 .....	642.02
October 5, 1903 .....	1,141.85
November 4, 1903 .....	824.26
November 30, 1903 .....	1,234.50
Total .....	<u>\$39,121.36</u>

## Disbursements—Continued

Paid to State Treasurer, from December 1, 1903, to  
November 30, 1904.

January 7, 1904 .....	\$ 678.23
February 4, 1904 .....	1,982.23
March 2, 1904 .....	4,494.56
April 12, 1904 .....	2,490.64
June 7, 1904 .....	21,617.17
July 6, 1904 .....	2,638.31
August 9, 1904 .....	868.78
September 9, 1904 .....	1,053.55
October 11, 1904 .....	594.95
November 12, 1904 .....	526.25
November 30, 1904 .....	524.50
	<hr/>
Total .....	\$37,469.17
	<hr/>
Grand total .....	\$76,590.53

## Rebates and Refunds

1903 .....	\$ 721.01
1904 .....	402.53
	<hr/>
Total .....	\$ 1,123.54

## Protest Fund

Cash in bank December 1, 1903.....	\$ 6,568.94
Cash in bank December 1, 1904.....	4,447.83
	<hr/>
Total .....	\$11,016.77
	<hr/>
Grand total .....	\$88,730.84

## RECAPITULATION.

## Receipts

Taxes .....	\$88,727.94
Bank overdraft .....	2.90
	<hr/>
Total .....	\$88,730.84

## Disbursements

State Treasurer .....	\$76,590.53
Rebates and refunds .....	1,123.54
Cash in bank account protests .....	11,016.77
	<hr/>
Total .....	\$88,730.84









RECEIVED

JUN 11 1994  
COLLEGE LIBRARY  
State Publications Library