

SIXTH BIENNIAL REPORT
OF THE
SUPERINTENDENT
OF
PUBLIC INSTRUCTION
OF THE
STATE OF MONTANA
1900.

PLEASE RETURN

S

379.15

F. H. R.


1900

Montana State Library



3 0864 1004 1739 6

402
HE
102





Normal Building

Sixth Biennial Report

OF THE

SUPERINTENDENT

OF

Public Instruction

STATE OF MONTANA, 1901

1901

STATE PUBLISHING CO.

STATE STATIONERS, PRINTERS AND BINDERS

HELENA, MONT.



State of Montana,
Department of Public Instruction,
Helena, December 1, 1900.

To His Excellency, Robert B. Smith, Governor of Montana.

Sir:—I have the honor of submitting to you the sixth biennial report of this department for the biennium ending August 31, 1900.

Very respectfully yours,

E. A. CARLETON,
Superintendent Public Instruction.

CONTENTS

| | Page. |
|---|----------|
| State Superintendent's Report | 5 |
| Condition of Schools | 5 |
| Statistical | 7 |
| Free Text-Books—Libraries | 7 |
| Comparative Table of Financial and Statistical Reports..... | 8 |
| State Appropriation | 9 |
| County Institutes | 9 |
| State Teachers' Association | 12 |
| Rural Schools | 13 |
| State Courses of Study | 14 |
| Eighth Grade Diplomas | 15 |
| State Architect | 16 |
| Cigarette Law | 17 |
| Physical Education | 18 |
| School Libraries | 20 |
| School Law | 21 |
| State Educational Institutions | 21 |
| Conclusion | 22 |
| County Saperintendents' Reports | 23 |
| Statistical Reports | Appendix |



State Superintendent's Report

As this report covers a period of two years, 1899 and 1900, and no report for the former year has been printed, I have thought it best to insert portions thereof in this report, including statistics for 1899. While the law requires an annual report to the governor it authorizes the printing only of biennial reports of this department. These reports are in constant demand both in and out of the State and should be printed annually. The law should be amended to authorize their annual publication.

CONDITION OF SCHOOLS.

It is refreshing to note the marked improvement of the public schools of the State. This improvement has been made along several lines and is due to a number of causes. The personnel of the teachers has been greatly improved. A prominent educator remarked recently that the teachers of Montana, taken as a whole, excelled those of the State of California. This is, indeed, a high compliment, coming as it does from one familiar with the school work in both states, and who is abundantly well qualified to judge. The teachers of the state have done more professional reading during the past four years than in any previous ten years. They regard education as a science, and have come to study it as such. The old gadgrind method of the past which had for its goal the acquisition of facts, has given place, for the most part, to a better order of things. We have come to learn the great lesson that school is not merely "a preparation for life," but that it is life itself. This enlarged view of education, this increasing intensity of teaching,

this clearer and fuller comprehension of its truest and highest aim, has done great things in the recent past for Montana schools, and promises yet greater things for the future.

A few short years ago there were those teaching school in the state who denied the statement that education is a science, and who refused to believe that like all sciences it is evolutionary. These endeavored to form themselves into an educational party or faction for purposes of self-defense. Encouraged by the commendation of a few ill-advised persons, they made bold declaration of their educational faith, and loudly proclaimed their utter disbelief in anything that departed from the "ancient landmarks." But the teachers and even the patrons of the schools themselves catching a broader view of education than these had, made it impossible for them to long continue in school. As a result there is practical unity among the teachers of the State.

The modern teacher, the teacher who does the most for her pupils, and who, therefore, is best, possesses at least three great and essential qualifications—moral character, scholarship and teaching power. Such a teacher does not reject all that is old, but accepting all that is good in old systems of education accepts also what is good in the new. He does not, however, shut his eyes to the light of the present lest he lose sight of some of the old paths. The teacher must know the thing he teaches. He must have far more knowledge than the class text-book contains. And he must know something else to be a successful teacher of today. He must know "how to teach," according to the highest standards and the best authorities of the world. Unless he possesses these qualifications he is not qualified to teach school. That the number of our teachers, who possess these high qualifications is steadily increasing, is a fact not to be questioned. This is most encouraging and accounts, in no small part, for the general excellence of the teaching in our public schools today.

A call of the roll of those engaged in educational work in the State two years ago shows that many changes in the State's teaching force have been made during this period. In most cases the changes have been wise ones, although, occasionally, the reverse has been the case. A better public sentiment regard-

ing good schools exists today than ever before. This sentiment accounts, in no small degree, for the improvement in the personnel of our teachers. Those who were unwise enough to refuse to respond to the demand for better and more rational work in the school room have found their places filled with those in sympathy with the spirit of the times. Montana is no longer a congenial clime for the unprofessional and incompetent teacher, whose sole ambition is to "draw her salary." If such are still found in the State it is encouraging to note that the number is rapidly diminishing. We have learned, by sad experience it is true in many cases, that "As the teacher, so the school." This is most fortunate. No greater truth, concerning education ever was, or ever could be, spoken. If we are to have the best schools, or even good schools, then we must have the right kind of teachers.

STATISTICAL.

The reports to this office show that there are 696 school districts in the State, an increase of 18 over 1899; that the number of census children is 57,210, an increase of 3,578 over 1899; that the enrollment in public schools for the present year is 39,430, an increase of 2,213. In private schools 1898 were enrolled during 1900 and 1586 in 1899. 1214 teachers have been employed during the year, of which number 292 are males and 1012 females. In 1899, there were 1126 teachers employed.

LIBRARIES.

There are 32,987 volumes in the school district libraries of the State, valued at \$23,941.47, an increase of 8,020 volumes during the past year.

\$740,209.69 was apportioned to the 696 school districts of the state during the year. In 1899 there was apportioned to the 678 districts the sum of \$606,996.86. There are 700 school houses, which, including sites, are valued at \$2,531,942.

We give a comparative table of statistics, which shows, as well as figures can show, the educational growth of Montana during the past 32 years, or from 1868. The teachers of the State were paid \$570,161.72 during the year. The average salary for men

was \$69.04, and for women \$50.30. The corresponding figures for the preceding year were \$69.45 and \$49.15. Fifty five districts built new school houses during the past year. Thus it is seen that material and substantial gain has been made for the past year. The small increase in the number of districts, 18, is encouraging rather than otherwise. The creation of new districts has not been encouraged except in exceptional cases. Consolidation rather has been urged whenever practical, and this for reasons discussed elsewhere.

Comparative table of the financial and statistical reports of Montana from 1868 to the present year, 1900.


| Year | No. Districts..... | No. Census Children..... | No. of Teachers Employed..... | No. of School Houses..... | Average Salary of Teachers..... | Value of School Property..... | Amount Appor- tioned During Year..... |
|------|--------------------|--------------------------|-------------------------------|---------------------------|---------------------------------|-------------------------------|---------------------------------------|
| 1868 | 25 | 1,359 | 27 | 15 | \$ 68 41 | \$ 21,192 00 | \$ 12,099 48 |
| 1870 | 91 | 3,517 | 99 | 51 | 61 45 | 48,009 00 | 33,161 50 |
| 1871 | 96 | 3,837 | 99 | 56 | 63 50 | 56,080 00 | 31,821 68 |
| 1872 | 99 | 4,271 | 110 | 57 | 61 02 | 55,485 00 | 35,987 06 |
| 1873 | 103 | 4,561 | 110 | 57 | 59 70 | 49,341 60 | 35,996 46 |
| 1874 | 105 | 5,315 | 116 | 58 | 58 45 | 118,912 45 | 44,477 79 |
| 1875 | 105 | 5,885 | 145 | 99 | 62 50 | 140,250 33 | 54,051 93 |
| 1876 | 130 | 7,070 | 161 | 119 | 66 26 | 197,300 00 | 59,463 16 |
| 1877 | 114 | 9,479 | 177 | 132 | 58 80 | 335,370 89 | 67,647 38 |
| 1878 | 155 | 10,482 | 191 | 143 | 71 00 | 437,588 00 | 89,177 96 |
| 1879 | 180 | 12,485 | 226 | 160 | 70 00 | 548,267 00 | 196,930 44 |
| 1880 | 216 | 15,515 | 292 | 198 | 65 50 | 377,766 00 | 168,993 00 |
| 1881 | 249 | 16,626 | 337 | 249 | 62 50 | 437,588 00 | 235,896 18 |
| 1882 | 272 | 20,198 | 377 | 250 | 65 50 | 646,670 00 | 283,575 00 |
| 1883 | 289 | 23,165 | 394 | 266 | 60 10 | 698,798 23 | 293,323 00 |
| 1884 | 316 | 27,600 | 442 | 305 | 66 56 | 994,378 25 | 371,442 37 |
| 1885 | 344 | 36,803 | 507 | 419 | 54 25 | 1,099,478 00 | 335,617 25 |
| 1886 | 361 | 37,821 | 531 | 314 | 51 25 | 1,569,355 00 | 289,608 23 |
| 1887 | 383 | 38,708 | 574 | 341 | 60 20 | 1,656,259 50 | 354,353 27 |
| 1888 | 483 | 35,496 | 659 | 422 | 60 00 | 1,875,964 75 | 425,866 91 |
| 1889 | 495 | 33,562 | 801 | 526 | 59 30 | 2,426,592 00 | 416,370 14 |
| 1890 | 505 | 41,201 | 953 | 549 | 51 16 | 1,447,581 00 | 381,893 46 |
| 1891 | 605 | 46,179 | 1,020 | 625 | 60 20 | 1,656,259 50 | 481,239 65 |
| 1892 | 609 | 49,178 | 1,086 | 656 | 60 00 | 1,875,964 75 | 575,332 04 |
| 1893 | 678 | 53,632 | 1,126 | 679 | 59 30 | 2,426,592 00 | 606,990 86 |
| 1900 | 696 | 57,210 | 1,214 | 700 | 59 67 | 2,531,942 00 | 719,209 69 |

From 1868 to 1889 the school age was from 4 to 21 years.

In 1890 the school age was from 5 to 21 years, and in 1891 was from 5 to 21.

Since 1892 the school age has been from 6 to 21 years.

Trinity Hall



STATE APPROPRIATION.

The state appropriation for 1899 amounted to \$80,248.00. This sum was apportioned to the twenty-four counties of the state at the rate of \$1.50 per capita for each census child. In 1897 the per capita was only 38 cents and \$17,731.56 was the amount apportioned. In 1896 the state appropriation amounted to \$51,027.60. It is estimated that the rate for the coming February apportionment will be \$2.00 per capita, which on the basis of 57,210 census children, will distribute the splendid sum of \$114,120 among the 696 school districts of the state. This, under the depressed financial condition of many of the largest districts of the state, due to the overthrow of the special tax law, will be doubly welcome this year, and be of material assistance in tiding these districts over their present financial embarrassment. The school income fund is derived from interest on the invested school funds, and rents accruing from leasing of school lands. Under the law only the income of the permanent fund can be used. Why February was chosen as the time for making the annual state apportionment it is difficult to see. I think it would be better to make it the first of December, just after the close of the fiscal year. I think the law should be amended accordingly.

COUNTY INSTITUTES.

The work of the county institutes has not been interrupted during the present year as it was in 1899. Institutes have been held in twenty-two counties, and the remaining two counties will hold theirs during December. I have attended and assisted at a majority of the institutes held in 1899 and 1900.

It is agreed among those considered best qualified to judge that the splendid professional spirit existing among the great majority of our teachers, and the striking advancement made generally in the schools throughout the state during the past four years, is due, in large measure, to the splendid work of the county institute. Too much cannot be said of the results that have come from it.

It is true that a very few teachers may still be found in Montana who see no good in the institute. But such are not gen-

nine teachers. They are only job holders. Their schools are always the very poorest to be found in the State. As already indicated, this class of teachers is rapidly diminishing. During the past institute season I have found but one of this class.

Regarding the institute work for 1899, I will quote from my report of last year. "The work of the county institutes has been seriously interfered with during the past year on account of the prevalence of contagious diseases particularly small-pox. In the counties of Flathead, Choteau, Cascade, Deer Lodge and Silver Bow no institute was held as it was not considered prudent. Should conditions warrant institutes in these counties will be held at an early date, otherwise they will be postponed until fall. In the remaining counties, however, with the exception of Valley, most successful institutes were held. The attendance was very good, nearly every teacher in the county attending, and the interest and spirit of the teachers were the best. The institutes were instructed by able and experienced educators, and the work done was of a very high order. Our institute law, though an abomination in many respects, has one salutary provision, which places the licensing of institute instructors in the hands of the members of the State Board of Education. This insures competent instructors for this most important work, as only those thus licensed are authorized to instruct in the institute. The policy of the State Board of Education is to grant licenses only to those who are fully qualified to do this work. I am fully of the opinion that the work of the county institutes for the past three years has done more than anything else in improving the schools of the State. Its work ought to be encouraged and aided still further by needed legislation. But as this report is not printed, and as the legislature will not be in session until the biennial report of this department is due, I will reserve my recommendations regarding changes in the school law till that time."

In 1897, the legislature, in a moment of mental paresis or a' erration enacted a law forbidding the holding of institutes in June, July and August. A more benighted law cannot be found among civilized peoples. Its speedy repeal needs only a moment's attention by intelligent lawmakers. Its enactment demonstrates the ease with which a "Monkey and parrot show"

has been made of our school laws in the past. The same legislature still further juggled with the institute law, mangling and deforming it until it is now as farcial as it is absurd. As it now stands the law is in conflict with itself. It should be amended by repealing the ridiculous legislation of 1897. This will leave it as it had been for a long time, and when no serious complaints were made against it.

Since the foregoing was written the board of school trustees of Great Falls have decided not to close their schools during the institute which was set for December 19th. Therefore the county superintendent, without consulting this office, announced that there would be no institute held.

The attorney general held, however, that it was the legal duty of the county superintendent to hold an institute even if several boards refused to dismiss school, and this office advised that one be held in conformity with the opinion of the attorney general. The Great Falls board was also instructed that it was its duty to close school during the time the institute was in session. The trustees, however, emphatically refuse to do so, claiming that there was no law requiring them to close, and that the institute was of little value. This state of affairs shows a surprising lack of professional spirit which is greatly to be regretted. This is the first time in the entire history of Montana that a city board of education has refused to close the schools and allow their teachers to attend the institute. This is a most unfortunate step backward and one greatly to be regretted. If such a policy were maintained throughout the State, public school education would be retarded. We would be going backward, not forward.

No institute could be held in this county last year owing to the prevalence of small-pox. The schools of the county suffered a positive loss in consequence. It is noticeable that those counties have the best schools which have had the best institutes every year. A century ago such action might not excite much comment, but the closing year of the nineteenth century is not the time when it can be allowed to pass unnoticed.

The legislature should, in the interests of good schools, so amend our institute law that trustees will be compelled to allow their teachers an opportunity of attending the annual institute.

STATE TEACHERS' ASSOCIATION.

In my report of last year I said: "It is very gratifying to report the successful meeting of this Association, held at Helena, December 27, 28, 29, 1899. The attendance, notwithstanding the very many unfavorable conditions existing in the State, was the largest for a number of years. A most profitable session was held, one that will, it is believed, result in much good. The Association is composed of the professional teachers and educators of the State. It is thoroughly democratic. It strives to elevate the character of teaching, and raise the standard of our schools to the highest possible level. It is a strong educational factor in the state and deserves recognition by the legislature, something which, as yet, it has not received. Perhaps the most important action taken at the session was the appointment of a committee of five on the revision of the school laws. This committee is to report to the next legislature such amendments as it thinks ought to be made, and urge their adoption. That the school laws need a thorough revision has been strikingly demonstrated by the decision in the special tax case. Aside from this there are many other respects in which they are intolerably bad. At its recent meeting the constitution was amended so as to permit the holding of its annual meeting wherever the Association might elect. For a number of years past Helena has been the regular meeting place. The session for 1900 will, by a vote of the Association, be held in the city of Butte." The meeting at Butte promises to be a great success. Already preparations for it have been made by the teachers, school board and citizens of that city. All the people of the city of Butte seem determined to cement that union which should always exist among educators. The obstacles, heretofore existing having been wisely removed, the way is now open for all teachers of Silver Bow County to ally themselves with the other educational forces of the State. That they have not always done so in the past is no fault of theirs. Much good is expected to come from this meeting.

It is no credit to the State of Montana that its laws do not recognize this Association. The legislature might well appropriate a small sum towards defraying the expenses of this as-

sociation. It has done a great work in elevating and unifying the work of public education in the State. Its influence increases from year to year. It should be encouraged and upheld by all who desire to see every agency employed that is helpful in securing the best possible education for our youth.

RURAL SCHOOLS.

The rural school problem, like the poor, we have always with us. In Montana, however, this problem is far more difficult than it is in the central or eastern states. Distances are so magnificent in the State, school districts, in many cases, are so great, and the population to the square mile is so sparse, that it is impossible, under our present law, to give sufficient or even reasonable school advantages to the children of the small rural schools. When we reflect that the State of Montana is larger than the United Kingdom of Great Britain, or of New York and New England combined; that it extends five hundred and fifty miles east and west and two-hundred and seventy-five to three-hundred miles north and south; that we have school districts from thirty to sixty miles long with from one to six or eight pupils attending school in each district, while several times that number are unable to attend by reason of the great distance from school; that out of this vast empire of territory containing some 146,000 square miles, or about 94,000,000 of acres only 696 school districts have been created or but one school district in 135,057 acres, we at once see that the rural school problem in Montana is beset with the greatest of difficulties. The creation of additional school districts will only make matters worse, not better. Already the number of census children in these districts is so small that only three to five months of an indifferent school can be maintained each year. Usually the teachers employed are those who will teach for the very lowest wages. Between the short terms of school and the short teaching these rural pupils have a hard time in obtaining even the rudiments of a common school education. To divide up these districts would make it impossible for them, in many cases, to maintain even the constitutional term of three months of school. It is manifest that this problem cannot be solved in this manner. If further argument were needed to prove this, it is found in the fact that during the past year 182

schools were maintained with less than fifteen children enrolled for the entire year, while the average daily attendance at these 182 schools was less than eight for each school.

During the year just past the reports show that 159 schools enrolled less than fourteen; 143, less than thirteen; 116 enrolled but twelve, while 92 could muster but eleven pupils for the whole year; 70 schools enrolled less than ten; 34, less than eight, 15 enrolled but five, 8 had but four pupils and 5 enrolled but three.

227 schools had less than six months of school for the whole year; 176, had less than five months; 124, less than four; while 118 schools had but three months and six maintained school for only two months for the entire year, or one month less than required by the constitution of the State to entitle them to receive apportionment of school moneys.

A consideration of these facts shows how imperative is the demand for legislation for our rural schools.

To point out the needs of these schools is much easier than to discover a remedy for them. In the Fifth Biennial Report of this department I urged this matter upon the attention of the Governor and legislature but nothing was done. I desire again to ask that it be given that consideration which its importance demands. In my former report I stated the manner in which other states were solving this difficult problem, viz., by combining the smaller districts and transporting pupils at public expense. I will only add that during the two years that have elapsed since that report was made a number of other states have adopted this plan. All the states that have adopted it report that it is the best and only practical solution of the question. Better schools, longer terms, a greatly increased enrollment and more regular attendance are the splendid results secured by this plan.

STATE COURSE OF STUDY.

Section 1705, of the political code, in referring to the duties of the superintendent of public instruction, reads: "He shall prepare and prescribe a course of study for all the public schools of the State." The year 1899 was made memorable, educationally, by the publication of a course of study for the public

schools, the first ever published in the State. It was in preparation for a considerable period of time and much labor was given to it. In its preparation most valuable assistance has been rendered by Dr. Oscar J. Craig, president of the State University, President D. E. Sanders of the Normal School and Prof. J. E. Klock city superintendent of the Helena schools. To these gentlemen I desire to express, in this public manner, my sincere thanks for their most valuable aid in the preparation of this work. They gave their time and labor, without the hope or expectation of pecuniary reward, most cheerfully and willingly. The course comprises the work of the eight grades of school. It is printed in convenient form, making a book of 139 pages. It has met with a generous reception. The educational fossil is not expected to approve of it, since the course does not approve of him. It compels study and investigation on the part of the teacher, and, hence the fossil is opposed to it. It is gratifying to know that many parents of the State are becoming interested in it, and have requested that copies be sent them. Much is expected from the use of the course. Heretofore, there being no authorized outline or plan of study, there has been no unity of plan or purpose in the different schools.

The county superintendents are of the opinion that the course of study has been of greatest assistance to the teachers, and that the schools have been much improved thereby.

EIGHTH GRADE DIPLOMAS.

The course provides that diplomas shall be granted to all pupils who complete the eighth grade and successfully pass the state examination. These diplomas are uniform and of beautiful design, but inexpensive. They are furnished by the different school boards.


An eighth grade examination was held last May, the only one thus far held, when many common school pupils throughout the state secured diplomas certifying that they had completed the work of the common schools as outlined in the course of study. This diploma admits the holder to any accredited high school in the state or to the preparatory department of the state educational institutions without examination. It is most

gratifying to read the reports of the county superintendents in answer to a circular letter regarding the success of this scheme. The plan was new in this state at least, and we watched its operation with the greatest interest. I am much pleased to report that it is much more than successful. It has created an interest and zeal in the country schools such as has never existed before. A single illustration will show perhaps as well as anything the splendid results that are being accomplished by granting these diplomas. Heretofore the average boy or girl attending the county school saw no goal ahead. Both expected to receive all the education they would ever get in the "district" school. Having no definite object in view they would often drop out of school before even getting what education the school gave. One of these boys, whose father did not see the necessity of his son getting any more schooling than the district school afforded, continued in school till he had completed the eighth grade, and passed the State examination for a diploma. Graduating exercises were held in the school house. The father attended the exercises and was so impressed with what he saw and heard, so pleased with the idea of his son receiving a diploma, that he sent him to one of our state educational institutions to take a higher course of instruction.

I had the pleasure of presenting the diplomas to the graduating classes of a county. The pupils with their parents had come many miles in many instances, to the county seat where the graduating exercises were held. The enthusiasm and interest of parents as well as pupils showed how highly they approved of this plan. It should be followed and encouraged by every school officer in the state. It has brought one ray of hope, at least, to the rural school children.

STATE ARCHITECT.

I strongly urge the passage of a law providing for a state architect who shall have charge of the construction of all school buildings in the State. School houses have been built and will continue to be built, unless legislation be had without the slightest regard to heating, lighting or ventilating. The health, and often the lives even, of the pupils are put in jeopardy as a result. Moreover, very frequently the building is erected at



Deaf and Dumb Asylum

an enormous expense, greatly in excess of the necessary cost. The district is required to pay much more than it would have to pay if a competent architect was employed to draft the plans and supervise the construction. The state would save the expense many times over, of such an officer, and school districts would be protected against incompetent and mercenary school trustees.

CIGARETTE LAW.

Section 542 of the penal code reads:

“Every person who sells or gives any tobacco, cigars, cigarettes, or cigarette paper to any minor under eighteen years of age, is guilty of a misdemeanor, and upon conviction thereof shall be punished by a fine of not less than twenty-five dollars, nor more than five hundred dollars or imprisonment not to exceed three months in the county jail, or both such fine and imprisonment, in the discretion of the court.”

It is a notorious fact that not only is the health of many of our pupils seriously impaired by the smoking of cigarettes, but that it effects their school work quite as seriously. No cigarette pupil can do good work. So vitally does this matter concern the work of the schools that every school board and every school officer should demand the strictest enforcement of the law. The law is wise and humane, but it is shamefully and notoriously violated. Its strict enforcement will be in the interests of better schools as well as in the interests of humanity. It is a very common thing to see boys of eight to fourteen years of age smoking cigarettes. If their parents or guardians have not sufficient interest in or influence enough over them to prevent or to break up such a destructive habit, then the state, whose interest in its youth must always be paramount, should step in and supplement the training of thoughtless parents. It is as much the duty of teachers to instruct their pupils as to the evil effects of such vices as it is to teach them arithmetic or spelling. Let this be done objectively as far as possible. One living example or a single experiment performed before the class is worth more in the way of instruction than all the moralizing and preaching in the world.

PHYSICAL EDUCATION.

Our law requires, Section 1861, political code, that "Attention must be given during the entire school course to the cultivation of manners, to the laws of health, physical exercise, ventilation and temperature of the school room." Probably no law of civilization was ever more persistently and generally violated than this, and yet there is no wiser or more humane statute in all our laws. How little does the average teacher think about, or, seemingly, care for the health of her pupils. If they can "recite" their lessons, say all their tables, and do that other thing, the doing of which insures the continuance of the teacher, "pass the examination," the children have received all they are entitled to receive in school. Thus thinks the average teacher. That they contract dangerous diseases from want of decent ventilation or fatal ones from criminal carelessness in compelling or permitting the little children to sit in cold drafts, is of little or no importance compared to passing the examination. Even though the child dies the next day after the examination is held because of repeated violations of the law quoted, still there is great satisfaction that he "passed" before he died. When will teachers learn that health is of greater value than the smattering of education obtained at school, and that the education and training of the body is of quite as much importance as the education of the head. It has been proven by thorough experimentation that, in a course of years pupils who work at manual labor for one-half a day and attend school for the other half outstrip the pupils who attend the full time. In other words, physical exercise, bodily activity, increases the power of mental action. This all admit. It follows that physical exercises are necessary not only to satisfy the demands of the physical natures of the children, but to enable them to do their best mentally.

In the matter of ventilation two fearful mistakes are common, insufficient ventilation, and over-ventilation. Thermometers range from 50 to 80 degrees Fahrenheit. I have often seen school rooms in which there were forty to fifty little children, with the thermometer near the 80 mark, closed so tightly that not a bit of fresh air could get in nor a particle of vitiated air escape. On the other hand it is not uncommon to see schools

with an equal number of small children, and that too in severe winter weather, with not only the windows wide open but the outside doors as well. Such carelessness should not be allowed to pass unnoticed. Many parents are forced to send their children to eastern schools where attention is paid to physical training, which ought to be obtained at home, and which might him is a hard one to master at best, and without due attention if a little thought was given to this matter. The curriculum to the physical needs of the pupil it is often impossible to do the work required. County superintendents should be required to dismiss any teacher, and to revoke his certificate, who neglects to comply with the law quoted above.

COUNTY FREE HIGH SCHOOLS.

The sixth legislative assembly passed a law providing for the establishment of a free county high school wherever the electors of the county should decide that they desired to have one. Six county high schools have been established under this law at the following places: Bozeman, Boulder, Dillon, Falls, Lalispell, Lewistown and Livingston.

Seventeen teachers are employed in these schools, and 386 pupils have been enrolled. The average number belonging is 336.8 and the average daily attendance, 324. The amount of money raised to support these schools annually is, approximately, \$16,600. This is raised by a special levy for the purpose at the time of making the general levy by the county commissioners. Although the law provides for the issuance of county bonds to provide money for building and equipping a school house for the school no building has, thus far, been erected. This is due to defects in the law regarding the issuance of bonds.

The law is an excellent one, and already has accomplished splendid results. It is also a popular measure in those counties which have established free high schools. It needs amendment, however, particularly with reference to the bond feature. With the proper amendment it will be of much greater value as a factor in public education in the State.

SCHOOL DISTRICT LIBRARIES.

Our district library law while an excellent one in many respects needs amendment. It requires that in districts having a population of less than 2000 that not less than five nor more than ten percent. of the county school fund annually apportioned to the district shall be expended for books for the school library unless such rate would exceed fifty dollars in which event but fifty dollars are required to be thus expended. In districts of 2000 population or more fifty dollars for every 500 children or fraction thereof of 300 or more between the ages of six and twenty-one must be annually expended for the library.

Under this law 32,987 books have been purchased at a cost of \$23,941.47, 8,020 volumes being added to the libraries last year. I doubt if any other equal expenditure of school money in the whole history of Montana ever brought such good returns as this has brought. These books have already paid for themselves many times over, and we will have them, for the most part, for many years to come to instruct and inspire our school children. In the smaller districts, oftentimes, the school library furnishes all the proper reading matter the children have. It is unnecessary to speak to day of the advantages or even the absolute necessity of surrounding every boy and every girl with the best literature of the world. This literature comes to us to-day specially prepared and graded for pupils of all classes. Its cost is so small that it is little less than a crime to deprive children of it. Unfortunately, this law in the very small districts, and where the children need the books most, has been generally ignored. It should be so amended that the county superintendent should be required to expend the library fund for the establishment and maintenance of school libraries in those districts whose trustees neglect or refuse to comply with the law. It should be further amended to allow the use of books by the citizens of the district under regulations established by the trustees, ensuring the proper care of the books, similar to those adopted in all well regulated public libraries. The district library would thus become a strong educational factor throughout the entire district. This would, also, greatly enhance its usefulness and bring it into greater popular favor.

SCHOOL LAW.

The past two years has greatly emphasized the absolute need of a thorough revision of the school laws of the State. The amendments needed are quite too numerous to even enumerate, much less to discuss all of them. Perhaps the one most needed relates to raising money for the support of schools by the districts voting a special tax. The special tax law, so-called, having been declared inoperative and void by the Supreme Court, it is imperative that legislation be now had upon this matter. The law should be so amended that school districts may vote a special tax for the support of their schools as had been done during almost the entire history of Montana. This decision left many of the large districts in a very embarrassing condition. They relied upon this law as a means of securing the necessary funds with which to maintain their schools the usual time. But the people in the districts affected by the decision demonstrated anew their devotion to the public schools. The necessary money was cheerfully given by patriotic citizens and the schools were kept open for nearly the full terms. Reference has been already made to the institute law, which ought to be radically amended.

A joint meeting of a committee appointed by the State Teachers' Association and members of the boards of school trustees of a number of the largest districts in the State was recently held in the city of Helena to consider and agree upon some of the most needed amendments to the law. These amendments will be submitted to the legislature for adoption. I urgently recommend their serious and favorable consideration by the legislature. These amendments are in the interests of public education in the State of Montana, and should be adopted.

STATE EDUCATIONAL INSTITUTIONS.

For a report of these reference is made to the report of the State Board of Education, which contains full information as to the condition of these schools.

REPORTS OF COUNTY SUPERINTENDENTS.

I append a number of reports from county superintendents which show the condition of public education in their several counties.

CONCLUSION.

This year closes the term of office of the Superintendent of Public Instruction. A survey of the past four years shows that much has been accomplished, and that much more, which has been undertaken, has failed of accomplishment.

Four years ago the educational forces of the state were, to a greater or less degree, divided, discordant and working along radically diverse lines. To-day they are united, harmonious and working along substantially the same lines. If nothing more than this had been accomplished, I should feel measurably satisfied with the work done.

I have had but one aim, one ambition—to do what was best for the education of Montana youth. I have no apologies to make for what has been done. I leave the work to speak for itself. That mistakes have been made, I admit. I have yet to find the person who is so inhuman that he never made one.

I have had no patience with that blindness which would turn back the work of the schools to what it was a century, or a half century ago. For this I have received the share of criticism which usually falls to the lot of public officials. But in laying down the complex and multifarious duties of this office I have the satisfaction of knowing that no unjust criticism has ever induced me to change my course. Under great obstacles, sometimes designedly thrown in the way, has no little of the work of this department been done. For the most part, however, school officers, teachers and the true friends of education in the State have accorded me loyal support, and to them I tender my sincere thanks and the highest appreciation of their invaluable assistance in ridding the public schools of many of the evils and errors which had found lodgment therein. Although my time and thought will be largely occupied with the duties of another profession, which four years ago, against my own judgment and wish, I left to assume the responsible duties of this office I shall ever hold in kindest

remembrance those who have materially assisted me during the past four years in building up a system of public education in this treasure State the best that it was possible to build under the existing conditions. My ideal has been a system that should be freed both from the blighting influence of politics, and the educational dry rot of the "has been" teacher. Much has been accomplished, but vastly more remains to be accomplished. I commend the completion of the work begun to my successor, whom, I trust, will have that loyal and constant support from the teachers and school officers, which alone has made achievement in the past possible.

Very truly yours,

E. A. CARLETON,
Superintendent Public Instruction.

REPORTS OF COUNTY SUPERINTENDENTS.

BEAVERHEAD COUNTY.

Dillon, Montana, November 15, 1900.

Hon. E. A. Carleton, Superintendent Public Instruction, Helena, Montana.

Dear Sir:—By the same mail I forward my annual report. I regret that it has been delayed, but the fact that some of the trustee's reports did not come in delayed me until a time, when I was obliged by other reasons to delay it even longer. I think the form of the report should be changed somewhat as under present conditions the trustee's financial report is of little value in making out the superintendent's report. The trustee's report requires the amount of teachers wages yet unpaid at the end of the school year to be included in the teacher's salaries of that year; while the treasurer's report shows the amount actually paid out and the amount on hand at the end of the year irrespective of any outstanding warrants. The result is that in very few cases the trustee's reports are correct and that it is necessary to make out the report from the county treasurer's books.

I feel and believe that the schools of Beaverhead County have made considerable progress during the past two years though no doubt much more might have been done to improve the work. We feel that the greatest stride has been the establishing of the County Free High School which is succeeding beyond the expectations of its best friends. Four teachers are employed and the principal is joint principal of the High school and the Dillon schools. Seven teachers are employed in the latter this year which is one more than has been necessary before.

One new school house has been built and equipped in a country district. As it is a much better structure than the average country school house and is located in a region of poor buildings, I feel sure that the influence will be for the improvement of school houses. The second district in size in the county, has shown an encouraging growth. Three excellent teachers are employed this year as against two for some time past. The school house has been improved until it is second to none in the county, in comfort and equipment.

Fifteen districts have complied with the library law during the past school year as against three of the preceding year.

The average length of term has increased within the past two years owing to the increase in taxable property in the county and the larger income from school funds.

The State Course of Study has been in the hands of the teachers of the county for about one year and though not satisfactory in all respects the teachers feel that it is filling a long felt need and will yearly be a greater aid to the schools.

The most serious hindrance to effectual work in the schools of our county and especially is it true of the rural schools, is the frequent change of teachers and shortness of the term. So strong has become the habit of change in some districts, that the idea of retaining an efficient teacher seems entirely foreign to the trustees and patrons. Teachers entering such districts soon feel little incentive to work for the future of the district as tenure of office is so uncertain. In this way much money is wasted.

Very truly,

JANIE V. CARTER,
County Superintendent.



State School of Mines

CARBON COUNTY.

Red Lodge, Montana, November 14, 1900.

Hon. E. A. Carleton, Supt. Public Instruction, Helena, Montana.

Dear Sir:—As county superintendent of schools of Carbon County for the past two years, I find them to-day in better condition in every respect which goes to make a school as it should be.

Sixteen new school houses have been built during the past two years and now in the forty districts there are but ten log houses, and six of these are in good condition.

Generally speaking the schools are progressing nicely. The greatest hindrance to their progress, in general, is the shortness of the terms. In some districts, owing to lack of funds, we have but three or four months of school during the year.

General interest in education is shown by our people, not only by their liberality in raising funds, but by the moral support they give to the schools.

In retiring from the office of superintendent of the common schools of Carbon County, I leave my best wishes for the cause of education and the progress of the schools.

Yours very truly,

KATHRYN A. FEELEY,

County Superintendent.

FERGUS COUNTY.

Lewistown, Montana, November 10, 1900.

Hon. E. A. Carleton, State Supt. Public Instruction, Helena, Montana.

Dear Sir:—It is with pleasure that I submit the following brief report from the county which I represent.

To indicate the progress of education in Fergus County during the last two years, attention might be called to the four substantial frame school houses erected during that time, and to the \$20,000 brick building owned by district 1. As further proof the county in August, 1899 voted the establishment of a Free County High School, which with its two teachers and forty

old students is now a prominent educational factor of the community.

The change which has been and is being brought about through the use of the course of study, is worthy of notice. Pupils and teachers alike are filled with an enthusiasm which cannot but have a marked effect upon the school work of the future. Nothing more effectual could have been done for the advancement of the cause of education in this county, than the adoption of the Course of Study.

The examination for 8th grade diplomas is an inspiration to the pupils, and has served in many cases to lengthen the school life of the boy or girl by from six to eight months. Much interest was manifested in the May examination, at which there was fifteen successful applicants. Teachers generally are coming to recognize the importance of normal training as a preparation for the best work and notwithstanding the great distance from the State Normal, many are planning for at least a term's work at Dillon.

Very respectfully,

ELIZABETH S. PEEBLES,

County Superintendent.

FLATHEAD COUNTY.

Hon. E. A. Carleton, State Supt. Public Instruction, Helena, Montana.

Dear Sir:—In addition to the regular yearly report made to you, I desire to state that our county is being settled so rapidly that we can no longer be called a frontier settlement, but an up-to-date, active, bustling people, and as soon as a means of procuring sufficient school funds is found the number of school districts will be largely increased, and uniformity in length of terms, which will mean more rapid advancement along systematic lines in our educational work will be a natural result.

We have at present thirty-three school districts and thirty-two schools in operation, 2415 children of school age with a total enrollment during the year of 1786. Forty-nine teachers, twelve males, and thirty-seven females. In the country districts wages average \$47. per month for males and \$40 per

month for females. I am glad to be able to say that the trustees of this county seem more and more disposed to raise salaries of, and employ first class teachers.

We have thirty two school houses, two of which are brick, twelve log, and eight frame. Five new frame school houses have been built since November of last year some of which are exceptionally attractive from an artistic as well as from a practical point of view.

Since the state course of study has been introduced there has been a decided improvement in methods of teaching, and a better understanding of the same as outlined by the state course of study, particularly among the teachers who attended this year's institute session. Without exception, they speak of the very helpful and practical instruction received in primary methods under Miss Kittlaus. In to-day's mail will send you a cut of the Kalispell and photograph of the Columbia Falls high school buildings. Will forward those of Libby and Bad Rock as soon as I receive them.

Very respectfully,

FANNIE L. SPURCK,

County Superintendent.

GALLATIN COUNTY.

Bozeman, Montana, Nov. 20th, 1900.

Mr. E. A. Carleton, Supt. Public Instruction, Helena, Montana.

Dear Sir:—Complying with your request of November 1, 1900, I submit the following:

During the past two years the schools of Gallatin County have made marked improvements in many ways. The teachers are progressive, all striving to bring our schools up to be second to none in the State. I am particularly pleased with the work of the teachers in educating public sentiment on the school library question, and also with the way many of them illustrate to the patrons the benefits of a library to the school. Without a library, no teacher can successfully follow the State Course of Study, which all of our rural teachers are trying to do.

Sedan has recently completed a \$1000 frame school house

which does credit to the progressive spirit of the residents of that district. The erection of another building is now in progress in Durham District, and it is hoped that it will be ready for occupancy by January 1, 1901. And so "the little log school house" is gradually disappearing.

Only one new district has been organized, and in one instance two districts were united to form one. Public sentiment is growing in favor of uniting the weaker districts thus enabling them to have longer terms of school.

The County High School has been established and is looked upon with favor by all. Under Professor Swan's able management, it has given universal satisfaction, and, with a few changes in the law, which the committee has suggested, we predict a successful future for our county high school. At present we have three most competent teachers, with ninety-nine pupils enrolled.

Respectfully submitted,

M. E. CHRISMAN,
County Superintendent.

MADISON COUNTY.

Office of County Superintendent of Schools, Madison County,
Hon. E. A. Carleton, Superintendent Public Instruction, Helena, Montana.

My Dear Sir:—I have the honor to submit the following report of the schools of Madison County for the past two years. Teachers examinations have been held regularly and in pursuance of the authority conferred in the Montana Statutes. While very few have taken the County professional, a number have failed even in the third grade test. As a natural consequence we have a high grade of teachers at work in the County, the greater number holding first and second grade certificates.

The failures having had the tendency to send the would-be teachers into Normals or other schools for better preparation has had a most salutary effect on the working force of the County.

Two years ago at the County institute nearly twenty-five teachers were in attendance and the lack of professional spirit

was keenly felt, but this year there were forty in attendance and the sessions were spirited, enthusiastic and full of real interest.

Instructors were excellent and the subjects presented to the teachers were most ably handled.

The schools are in as good a condition as circumstances will allow, where school boards are cramped for funds.

Most of the schools have a small library and while not extensive the trustees have been urged to comply with the Statutory provisions.

Usually I have ordered the books for the districts and have used the full allowance for such purpose.

There are districts where the culture and sentiment of the district demand the helps, stimulants, and needful apparatus, contrivances, and comfortable furniture for the school, and where trustees recognize the importance of seeking, good competent teachers, and paying them reasonable salaries, and aiding them in their laudable efforts to educate the children of the school. Such bright spots, however, are in the minority; the opposite is more often the case. In many instances the school grounds are bare, the fences torn down and neglected, no shade trees nor flowering shrubs, no walks, nor wells, an ugly log house, looking more like a barn than a house where human beings are to live, six hours a day for six or eight months in the year. The gable ends without any windows, the door in one of them, and from one to three windows in the long side-walls. No provisions for good lights, the door opens directly into the school room, where besides the furniture are wraps, dinner-pails, saddles, bridles, etc.—kept during schools hours. Walls are dingy and often without sufficient plaster to keep the cold out, no paint or whitewash to relieve the accumulation of the dust of years. School appliances are few in number, tho' the past year most of the districts have added quite materially to the helps for their schools. However, this is a picture of many of our rural schools. The school year is divided into three terms, viz., fall, winter, and spring. During the winter term the older pupils attend school as they are not needed at home, then a thoroughly competent teacher is demanded and big pay; in fall and spring, the younger pupils can go and a

cheap teacher will do. Poor teaching and poor pay go hand in hand."

By reason of the large territory over which our forty-six school districts are scattered close supervision is impossible.

Fortunately school boards are awake to the fact that they hold a prominent and responsible position and this year a little money has been expended in buying paint, whitewash or canvass, and teachers have aided in applying it.

Trustees are taking more active interest in school affairs. The district records are better kept and all clerks have been furnished with printed instructions of how to keep the records and their duties fully outlined. Most of them are quite conscientious in the discharge of their duties.

Circular letters to trustees have had a salutary effect, meetings have been held with more regularity, schools have been visited, and several districts will build new school houses another year. The State Course of Study has been introduced in all of the schools. Gradation is being pushed with vigor and while it has produced a most unhappy confusion in most of the schools, by reason of the past systemless condition, symmetrical, and systematic work will prevail in the end, and the schools placed on an equal footing with other graded schools.

Special attention during the past two years has been given to Language and Reading with excellent results.

The usual helps, stimulants, and appliances employed in city schools as examinations, reviews, reports, graduation exercises, diplomas, etc., have been used to awaken the interest of the public and have proven a powerful incentive to the pupils.

Teachers have been required to leave an intelligible record of the scholarship of the pupils and the general condition of the school for his or her successor.

Our school laws, are, generally speaking, as open as a wire fence, and are quite similar to the "Articles of Confederation" in that we can demand, but enforce nothing. The laws governing the institutes are quite beyond reason, being too contradictory for consistency. Trustees are not forced to report annually, the law being merely directory.

No provisions are made for raising school money for carrying on school when districts are short of funds.

Superintendents are allowed to transfer pupils from one district to another, upon certain conditions, nothing is said relative to transferring the apportionment for such pupils.

In fact a number of the sections are quite incomprehensible. We should have new school laws, and the work should be done by those experienced in school affairs.

For the first time in the history of Madison County, a partial office has been established at the County seat for the county superintendent. I say partial, for the County Commissioners have seen fit to combine the office with that of the Judge of the district. It is to be hoped that in the course of time the commissioners will see the necessity of complying with the law and give the county superintendent an office. I have appreciated the uniform courtesy of the teachers, patrons of the schools, and state and county officials during my brief administration. As I retire from office I leave my best and most cordial wishes for the future welfare of the schools.

Sincerely,

JANET L. DAVIS,

County Superintendent Schools, Madison County, Montana.

December, 1900.

RAVALLI COUNTY.

Stevensville, Mont., Nov. 27th, 1900.

Hon. E. A. Cawcton, Supt. Public Instruction, Helena, Montana.

Dear Sir --Relative to the biennial report, we believe we can safely say, at no time in the history of this county have the schools been in such a flourishing condition. Our corps of teachers, as well qualified, enthusiastic professional workers, we consider above the average. This many of our school boards realize as there is a growing tendency to employ "home teachers."

Well built comfortable school houses are being viewed not only as a necessity, but an advantage. During the past two years eight commodious new buildings have been erected in the rural districts. While we see progression along this line, we regret so few of the boards seem to realize the need of libraries.

To this end teachers are doing good work, by giving entertainments, the proceeds being devoted to good literature. As an illustration we may mention one rural teacher, who, aided by the district, has since the beginning of this school year, raised \$51.00 for this purpose.

Our institutes have been of special interest, every teacher in the county being in attendance, and a decided professional atmosphere existing.

Relative to changes in the school law, we should suggest the special tax law, a provision for the appointment of an examining board to assist the county superintendent in the regular teachers' examinations; that a special permit to teach be granted to no person holding only a third grade certificate, or who is not a graduate of an accredited normal, college or university.

The course of study certainly supplies a long felt need, thus placing our schools on a better basis than ever before.

Most truly yours,

B. MAY MILLION,
County Superintendent.

TETON COUNTY.

Choteau, Montana, Nov. 16, 1900.

Hon. E. A. Carleton, Helena, Montana.

Dear Sir:—The schools of Teton County were never in a more prosperous condition. During my term of office two new districts have been established, four up-to-date school houses built, and a splendid corps of teachers are employed, every teacher with but one exception holding a second or first grade certificate.

We have now eight districts and fifteen teachers. Each district has added or is about to add a fine library to the furnishings of its school room. With the close adherence to the Course of Study and good attendance of the pupils the future of young America is safe as far as our public schools are concerned.

Very respectfully,
MRS. F. E. CHENOWETH,
County Superintendent.

VALLEY COUNTY.

Hinsdale, Montana, November 8, 1900.

Hon. E. A. Carleton, Helena, Montana.

Dear Sir:—In addition to my yearly report I may state of the schools of Valley County, that one new district was set apart in the past two years, making seven districts with ten schools. With two exceptions the schools are open from eight to ten months in the year. Springdale school was carried on three months with but one scholar. It will open next spring with eight scholars or more.

Two school boards have not purchased any library books although I have called their attention to the law several times.

Hinsdale must have a new building as the present one is over crowded, the board of trustees regrets the repeal of the special tax law. One district does not own its school building, four have very good furniture including organs.

The State Course of Study is causing a wonderful improvement in the school work. Four pupils were graduated last year.

As to the school laws at present they are of little use as they can not be enforced.

Respectfully yours,

ELSIE M. RUTTER,
County Superintendent.

APPENDIX

Financial Report of the School Districts in Beaverhead County, Montana, for the Year Ending August 31, 1900.

| NAME OF DISTRICT | RECEIPTS | | | | | | | Total..... |
|---------------------------|---------------------------------|--|-------------------------------|----------------------------|---------------------------------------|-------------------------------------|---|------------|
| | 1 | 2 | 3 | 4 | 5 | 6 | 7 | |
| No. of Each District..... | Cash on Hand Aug. 31, 1899..... | Amount Apportioned to the District During the Year.. | Proceeds of School Lands..... | Raised by Special Tax..... | Amount Rec'd From Sale of Bonds. | Amount Rec'd From Premium on Bonds. | Amount From All Other Sources Not Named | |
| 1 Banuack..... | 347 74 | 1,448 83 | 184 45 | | | | | 1,981 02 |
| 2 Bishop's..... | 585 67 | 249 15 | 27 90 | | | | | 1,862 73 |
| 3 Poundexter's..... | 24 90 | 426 12 | 54 35 | 1,680 67 | | | | 1,835 94 |
| 4 Argenta..... | 24 61 | 194 80 | 24 80 | | | | | 344 21 |
| 5 Glendale..... | 5 53 | 1,168 80 | 148 80 | | | | | 1,323 13 |
| 6 Dewey..... | 191 64 | 194 80 | 24 80 | | | | | 411 24 |
| 7 Horse Prairie..... | 268 49 | 328 73 | 41 85 | | | | | 639 0 |
| 8 Becla..... | 41 02 | 365 25 | 16 10 | | | 77 65 | | 530 42 |
| 9 Birch Creek..... | 411 83 | 608 55 | 77 50 | | | | | 1,098 65 |
| 10 Dillon..... | 1,424 20 | 5,101 22 | 649 45 | 2,917 98 | | 1,046 04 | | 11,138 99 |
| 11 Meadow Creek..... | 269 12 | 316 55 | 40 30 | | | 6 15 | | 622 12 |
| 12 Lima..... | 83 31 | 1,935 82 | 246 45 | 693 65 | | | | 2,959 24 |
| 13 Briston..... | 147 98 | 357 12 | 48 05 | 92 | | | | 574 37 |
| 14 Red Rock..... | 10 79 | 292 20 | 37 20 | | | | | 340 19 |
| 15 Wisdom (North)..... | 149 32 | 121 75 | 15 50 | | | | | 286 57 |
| 16 Wisdom..... | 296 19 | 499 18 | 63 55 | | | | | 859 02 |
| 17 Rowen..... | 395 49 | 255 67 | 32 55 | 148 70 | | 53 00 | | 1,332 62 |
| 18 Fox..... | 54 39 | 377 43 | 18 05 | | | | | 490 87 |
| 19 Greyling..... | 18 53 | 231 32 | 29 45 | | | | | 279 30 |
| 20 Medicine Lodge..... | 8 02 | 182 63 | 23 25 | | | | | 213 90 |
| 21 Grasshopper..... | 256 34 | 450 47 | 57 35 | | | | | 764 16 |
| 22 Dell..... | 1 0 66 | 560 65 | 71 30 | | | | | 762 01 |
| 23 Polaris..... | 60 80 | 24 35 | 3 10 | | | | | 88 25 |
| 24 Jackson..... | 127 82 | 498 82 | 63 55 | | | | | 690 20 |
| 25 Jackson (South)..... | 120 02 | 316 55 | 40 30 | | | | | 476 87 |
| Totals..... | 5,394 39 | 16,496 77 | 2,100 25 | 5,094 92 | | | 1,294 77 | 30,376 17 |

Financial Report of the School Districts in Beaverhead County—Continued.

| NAME OF DISTRICT | DISBURSEMENTS | | | | | | | Total | |
|------------------|---------------------|---------------|----------------------|--|-------------------------------|----------------|-------------------------|--|-----------|
| | 9 | 10 | 11 | 12 | 13 | 14 | 15 | | 16 |
| | For Teachers' Wages | For Libraries | For School Apparatus | For School Houses, Sites, Fences, Out-houses, Repairs, Furniture, etc. | For Other Incidental Expenses | On Bonded Debt | Interest on Bonded Debt | Amount Remaining on Hand August 31, 1900 | |
| Bannack | 1,120 00 | | 32 00 | | 82 22 | | | 574 85 | 1,081 02 |
| Bishop | 130 00 | | | | | | | 682 72 | 592 72 |
| Pondexter | 600 00 | 143 85 | 87 50 | 246 50 | 36 00 | 373 00 | | 48 49 | 1,535 94 |
| Argenta | 184 60 | | | | | | | 49 61 | 244 21 |
| Glendale | 1,070 00 | 30 00 | | 246 61 | 5 88 | | | 40 64 | 1,323 13 |
| Dewey | 360 00 | | | 16 85 | | | | 411 24 | 411 24 |
| Horse Prairie | 340 00 | 12 00 | 50 70 | 18 00 | 55 00 | | | 16 39 | 639 07 |
| Hecl | 180 00 | 30 00 | | 35 70 | | | | 195 67 | 375 67 |
| Birch Creek | 600 00 | 15 10 | 36 00 | 43 80 | 51 82 | | | 27 8 00 | 580 42 |
| Dillon | 6,464 94 | | 381 02 | 234 11 | 1,654 95 | | | 364 33 | 1,098 05 |
| Nearadow Creek | 402 55 | | 31 00 | 10 35 | | | | 27 423 97 | 11,138 90 |
| Lima | 1,186 25 | 50 00 | 156 85 | 122 90 | 122 90 | | | 153 17 | 2,959 24 |
| Briston | 326 25 | | 105 42 | 63 20 | | | | 79 70 | 574 87 |
| Red Rock | 300 80 | | | | | | | 39 39 | 340 19 |
| Wisdom (North) | 150 00 | | | | | | | 111 57 | 261 57 |
| Wisdom | 403 15 | 23 25 | | 621 13 | 20 65 | | | 254 44 | 1,322 62 |
| Bowen | 225 00 | 15 00 | | | 27 65 | | | 416 06 | 683 71 |
| Fox | 293 10 | 10 27 | | | 12 68 | | | 133 82 | 479 87 |
| Greyling | 212 50 | | | | 10 00 | | | 56 80 | 279 30 |
| Medicine Lodge | 135 00 | 8 00 | 11 65 | 29 73 | | | | 70 90 | 213 90 |
| Grasshopper | 150 00 | 21 65 | | | | | | 536 43 | 704 16 |
| Deer | 420 00 | 30 75 | 8 50 | | 54 35 | | | 248 28 | 702 01 |
| Polaris | 400 00 | 32 50 | 36 30 | | 43 00 | | | 83 25 | 500 25 |
| Jackson | 191 70 | 45 00 | | | | | | 186 70 | 680 20 |
| Jackson (South) | | | | | | | | 250 67 | 476 87 |
| Total | 15,775 84 | 427 40 | 497 34 | 2,912 05 | 3,357 17 | 353 00 | | 7,484 77 | 30,288 17 |

Statistical Report of the School Districts in Beaverhead County, Montana, for the Year Ending August 31, 1900.

| No. of Each District..... | NAME OF DISTRICT | CENSUS FOR APPOINTMENT OF PUBLIC FUNDS | | | | AV. SALARY PER MONTH | | STATISTICS RELATING TO COMPULSORY EDUCATION | | | NO. TEACHERS EMPLOYED AT THE SAME TIME FOR 12 WEEKS OR MORE | | |
|---------------------------|---------------------|--|-------------|---------------------|-----------|----------------------|----------|---|-----|-----------|---|------------|----|
| | | Male..... | Female..... | Under 6 yrs. of Age | Male..... | Female..... | 1 | 2 | 3 | Male..... | Female..... | Total..... | |
| 1 | Bannack..... | 63 | 57 | 30 | 11 | 19 | 80 | 4-2 | 65 | 55 | 1 | 1 | 1 |
| 2 | Bishop's..... | 9 | 4 | 9 | 6 | 3 | 50 | 1 | 8 | 8 | 1 | 1 | 1 |
| 3 | Poin Dexter's..... | 11 | 11 | 22 | 11 | 11 | 60 | 4 | 38 | 20 | 1 | 1 | 1 |
| 4 | Argenta..... | 14 | 16 | 30 | 3 | 2 | 50 | 1 | 12 | 15 | 1 | 1 | 1 |
| 5 | Glendale..... | 23 | 28 | 51 | 16 | 14 | 70 | 1 | 47 | 48 | 1 | 1 | 1 |
| 6 | Hewey..... | 13 | 8 | 21 | 5 | 6 | 60 | 2 | 9 | 10 | 1 | 1 | 1 |
| 7 | Horse Prairie..... | 23 | 8 | 31 | 6 | 4 | 50 | 1 | 26 | 10 | 1 | 1 | 1 |
| 8 | Hecla..... | 31 | 33 | 64 | 30 | 30 | 40 | 1 | 17 | 17 | 1 | 1 | 1 |
| 9 | Birch Creek..... | 33 | 39 | 72 | 16 | 11 | 50 | 1 | 57 | 40 | 1 | 1 | 1 |
| 10 | Dillon..... | 33 | 273 | 130 | 47 | 67 | 70 | 1-2 | 195 | 200 | 1 | 1 | 1 |
| 11 | Meadow Creek..... | 1 | 16 | 17 | 3 | 2 | 55 | 1-3 | 16 | 10 | 1 | 1 | 1 |
| 12 | Lima..... | 87 | 92 | 57 | 36 | 2 | 70 | 1 | 87 | 75 | 1 | 1 | 1 |
| 13 | Briston..... | 40 | 22 | 14 | 9 | 7 | 50 | 1 | 14 | 12 | 1 | 1 | 1 |
| 14 | Red Rock..... | 16 | 10 | 16 | 9 | 7 | 50 | 1 | 6 | 6 | 1 | 1 | 1 |
| 15 | Wisdom..... | 6 | 6 | 1 | 4 | 1 | 50 | 1 | 1 | 2 | 1 | 1 | 1 |
| 16 | Wisdom—North..... | 12 | 6 | 1 | 4 | 15 | 50 | 3 | 31 | 14 | 1 | 1 | 1 |
| 17 | Bowen..... | 25 | 21 | 35 | 1 | 1 | 50 | 1 | 15 | 11 | 1 | 1 | 1 |
| 18 | Fox..... | 24 | 30 | 26 | 12 | 14 | 50 | 1 | 39 | 25 | 1 | 1 | 1 |
| 19 | Greyling..... | 15 | 5 | 2 | 1 | 1 | 42 | 1 | 10 | 12 | 1 | 1 | 1 |
| 20 | Medicine Lodge..... | 9 | 7 | 16 | 4 | 9 | 50 | 1 | 6 | 6 | 1 | 1 | 1 |
| 21 | Grasshopper..... | 31 | 31 | 31 | 1 | 1 | 50 | 1 | 30 | 20 | 1 | 1 | 1 |
| 22 | Dell..... | 48 | 32 | 26 | 30 | 13 | 50 | 1 | 21 | 21 | 1 | 1 | 1 |
| 23 | Polaris..... | 1 | 1 | 2 | 2 | 2 | 50 | 1 | 17 | 13 | 1 | 1 | 1 |
| 24 | Jackson..... | 14 | 21 | 9 | 3 | 6 | 50 | 1 | 1 | 10 | 1 | 1 | 1 |
| 25 | Jackson—South..... | 10 | 8 | 2 | 1 | 1 | 50 | 1 | 4 | 10 | 1 | 1 | 1 |
| | Totals..... | 749 | 741 | 555 | 297 | 358 | \$ 73.61 | \$ 56.18 | 756 | 680 | 6 | 5 | 35 |

Statistical Report of the School Districts in Beaverhead County—Continued.

| NAME OF DISTRICT | TIME SCHOOL WAS KEPT | | No. of Pupils Attending Private Schools..... | No. of Private Schools..... | No. of Graduates from a Normal School | Whole Number Enrolled During Year..... | Whole Number Days of Attendance During the Year..... | Total Number Days' Attendance..... | Total No. Times Tardy | Total No. Days Absent | Average No. Belonging..... | Average Daily Attendance... | Percentage of Attendance..... | No. of Months of School..... | No. of Visits by County Superintendent..... | DISTRICT LIBRARY'S | | SCHOOL HOUSE'S | | | | | Value of School Houses, Including Site, if Any..... | |
|----------------------|----------------------|--------------------------------|--|-----------------------------|---|--|--|------------------------------------|--------------------------------|-----------------------------|--------------------------------|-----------------------------|-------------------------------|------------------------------|---|-----------------------|---|----------------|------------|------------|------------|----------|---|--------|
| | Days..... | Months..... | | | | | | | | | | | | | | Value of Library..... | No. of Volumes in District Library..... | Total..... | Brick..... | Stone..... | Frame..... | Log..... | | |
| Bannack | 5 | 136 | 1 | 1 | 136 | 6,985 ¹ / ₂ | 67 | 555 ¹ / ₂ | 55 ¹ / ₂ | 51.1 | 92 ¹ / ₂ | 7 | 1 | 1 | 1 | 1 | 1 | 1 | 1 | 1 | 1 | 1 | 82,000 | |
| Bishop's | 3 | 59 | 1 | 1 | 59 | 2,569 ¹ / ₂ | 12 | 55 ¹ / ₂ | 11 ¹ / ₂ | 31.5 | 85 ¹ / ₂ | 3 | 1 | 1 | 1 | 1 | 1 | 1 | 1 | 1 | 1 | 1 | 300 | |
| Boisjeter's | 10 | 492 | 1 | 1 | 492 | 3,017 ¹ / ₂ | 25 | 451 | 29 | 15.7 | 87 | 10 | 1 | 1 | 1 | 1 | 1 | 1 | 1 | 1 | 1 | 1 | 2,952 | |
| Argentina | 5 | 91 | 1 | 1 | 91 | 651 ¹ / ₂ | 39 | 59 | 18 | 19 | 50 | 6 | 1 | 1 | 1 | 1 | 1 | 1 | 1 | 1 | 1 | 1 | 150 | |
| Chloride | 8 | 146 | 1 | 1 | 146 | 6,131 ¹ / ₂ | 39 | 464 | 51 | 47 | 92 | 7 | 1 | 1 | 1 | 1 | 1 | 1 | 1 | 1 | 1 | 1 | 1,500 | |
| Dowey | 6 | 122 | 1 | 1 | 122 | 1,287 ¹ / ₂ | 18 | 12 | 12 | 10 | 91 | 6 | 1 | 1 | 1 | 1 | 1 | 1 | 1 | 1 | 1 | 1 | 1,275 | |
| Horse Prairie | 5 | 99 | 1 | 1 | 99 | 905 ¹ / ₂ | 17 | 73 | 10 | 9 | 90 | 5 | 1 | 1 | 1 | 1 | 1 | 1 | 1 | 1 | 1 | 1 | 300 | |
| Bocha | 1 | 85 ¹ / ₂ | 1 | 1 | 85 ¹ / ₂ | 1,971 | 100 | 297 | 27 | 23 | 87 | 1 | 1 | 1 | 1 | 1 | 1 | 1 | 1 | 1 | 1 | 1 | 150 | |
| Birch Creek | 5 | 107 | 1 | 1 | 107 | 2,968 ¹ / ₂ | 1,086 | 3,803 ¹ / ₂ | 295 | 266 | 92 | 5 | 1 | 1 | 1 | 1 | 1 | 1 | 1 | 1 | 1 | 1 | 150 | |
| Billon | 9 | 169 | 1 | 1 | 169 | 41,788 ¹ / ₂ | 1,086 | 1,431 ¹ / ₂ | 16 | 15 | 89 | 8 | 1 | 1 | 1 | 1 | 1 | 1 | 1 | 1 | 1 | 1 | 25,000 | |
| Meadow Creek | 1 | 77 ¹ / ₂ | 1 | 1 | 77 ¹ / ₂ | 1,297 ¹ / ₂ | 35 | 288 ¹ / ₂ | 81 | 73 | 89 | 2 | 1 | 1 | 1 | 1 | 1 | 1 | 1 | 1 | 1 | 1 | 25 | |
| Loma | 8 | 159 | 1 | 1 | 159 | 12,129 ¹ / ₂ | 35 | 399 | 20 | 16.6 | 86 | 6 | 1 | 1 | 1 | 1 | 1 | 1 | 1 | 1 | 1 | 1 | 6,000 | |
| Briston | 6 | 118 | 1 | 1 | 118 | 2,475 ¹ / ₂ | 35 | 288 ¹ / ₂ | 81 | 73 | 89 | 2 | 1 | 1 | 1 | 1 | 1 | 1 | 1 | 1 | 1 | 1 | 300 | |
| Red Rock | 3 | 59 | 1 | 1 | 59 | 1,861 ¹ / ₂ | 35 | 288 ¹ / ₂ | 81 | 73 | 89 | 2 | 1 | 1 | 1 | 1 | 1 | 1 | 1 | 1 | 1 | 1 | 650 | |
| Wisdom - orth | 6 | 111 | 1 | 1 | 111 | 717 ¹ / ₂ | 35 | 326 ¹ / ₂ | 21 | 18 | 68 | 3 | 1 | 1 | 1 | 1 | 1 | 1 | 1 | 1 | 1 | 1 | 975 | |
| Wisdom | 3 | 156 | 1 | 1 | 156 | 2,780 ¹ / ₂ | 68 | 105 | 13 | 12 | 92 | 6 | 1 | 1 | 1 | 1 | 1 | 1 | 1 | 1 | 1 | 1 | 300 | |
| Boxen | 6 | 111 | 1 | 1 | 111 | 1,341 | 68 | 105 | 13 | 12 | 92 | 6 | 1 | 1 | 1 | 1 | 1 | 1 | 1 | 1 | 1 | 1 | 975 | |
| Fox | 6 | 118 | 1 | 1 | 118 | 2,134 | 68 | 105 | 13 | 12 | 92 | 6 | 1 | 1 | 1 | 1 | 1 | 1 | 1 | 1 | 1 | 1 | 300 | |
| Bowen | 5 | 98 | 1 | 1 | 98 | 563 ¹ / ₂ | 36 | 50 | 27 | 30 | 71 | 5 | 1 | 1 | 1 | 1 | 1 | 1 | 1 | 1 | 1 | 1 | 275 | |
| Cresyburg | 6 | 98 | 1 | 1 | 98 | 1,023 ¹ / ₂ | 36 | 50 | 27 | 30 | 71 | 5 | 1 | 1 | 1 | 1 | 1 | 1 | 1 | 1 | 1 | 1 | 300 | |
| Medicine Lodge | 3 | 58 | 1 | 1 | 58 | 1,023 ¹ / ₂ | 36 | 50 | 27 | 30 | 71 | 5 | 1 | 1 | 1 | 1 | 1 | 1 | 1 | 1 | 1 | 1 | 300 | |
| Grasshopper | 6 | 125 | 1 | 1 | 125 | 2,182 ¹ / ₂ | 146 | 183 ¹ / ₂ | 17 | 18 | 85 | 1 | 1 | 1 | 1 | 1 | 1 | 1 | 1 | 1 | 1 | 1 | 130 | |
| Hell | 7 | 131 | 1 | 1 | 131 | 2,108 ¹ / ₂ | 408 | 187 | 10 | 13 | 85 | 1 | 1 | 1 | 1 | 1 | 1 | 1 | 1 | 1 | 1 | 1 | 325 | |
| Polaris | 7 | 131 | 1 | 1 | 131 | 2,108 ¹ / ₂ | 408 | 187 | 10 | 13 | 85 | 1 | 1 | 1 | 1 | 1 | 1 | 1 | 1 | 1 | 1 | 1 | 325 | |
| Jackson | 8 | 159 | 1 | 1 | 159 | 2,450 ¹ / ₂ | 231 | 271 ¹ / ₂ | 18 | 15 | 23 | 8 | 1 | 1 | 1 | 1 | 1 | 1 | 1 | 1 | 1 | 1 | 10 | |
| Jackson—South | 3 | 68 | 1 | 1 | 68 | 475 | 30 | 135 | 10 | 7 | 4 | 3 | 1 | 1 | 1 | 1 | 1 | 1 | 1 | 1 | 1 | 1 | 100 | |
| Totals | 143 | 2,786 | 16 | 1,001 | 1,713 | 9,981 | 1,713 | 9,981 | 32 ¹ / ₂ | 36.5 | 91 | 143 | 40 | 1,221 | 81,074 | 1 | 36 | 4 | 3 | 6 | 1 | 1 | 1 | 41,275 |



*Library and Reading Room
Normal School*

Financial Report of the School Districts in Broadwater County, Montana, for the Year Ending August 31, 1900.

| NAME OF DISTRICT | RECEIPTS | | | | | | | |
|---------------------------|---------------------------------|---|-------------------------------|----------------------------|---|--|--|------------|
| | 1 | 2 | 3 | 4 | 5 | 6 | 7 | 8 |
| No. of Each District..... | Cash on Hand Aug. 31, 1899..... | Amount Apportioned to District During the Year..... | Proceeds of School Lands..... | Raised by Special Tax..... | Amount Received from Sale of Bonds..... | Amount Received from Premium on Bonds..... | Amount from all Other Sources Not Named..... | Total..... |
| 1 R dersburg..... | 72 58 | 947 85 | | | | | | 1,020 43 |
| 2 Hassel..... | 400 50 | 400 50 | | | | | | 400 50 |
| 3 Confederate..... | 307 05 | 307 05 | | | | | | 307 38 |
| 4 Dark Creek..... | 156 70 | 133 50 | | | | | | 190 20 |
| 5 Ganton..... | 160 80 | 453 90 | | | | | | 614 70 |
| 6 Deep Creek..... | 528 52 | 666 13 | | | | | | 994 65 |
| 7 Townsend..... | 90 00 | 3,130 89 | | 821 25 | | | | 4,045 11 |
| 8 Diamond..... | 13 30 | 146 83 | | | | | | 160 15 |
| 9 Missouri..... | 98 34 | 413 85 | | | | | | 512 19 |
| 10 Winston..... | 134 81 | 680 85 | | 153 28 | | | | 968 94 |
| 11 South Round Grove..... | 3 89 | 611 10 | | | | | | 617 99 |
| 12 Disorganized..... | | | | | | | | 554 06 |
| 13 Crow Creek..... | 6 71 | 547 35 | | | | | | 132 04 |
| 14 Beaver Creek..... | 8 49 | 173 55 | | | | | | 779 34 |
| 15 Furnace..... | 218 64 | 560 70 | | | | | | 526 65 |
| 16 Mountain Glen..... | 52 05 | 474 60 | | | | | | 1,063 41 |
| 17 Placer..... | 322 56 | 680 85 | | | | | | 344 35 |
| 18 Three Forks..... | | 333 75 | | | | | | |
| 19 Iron Age..... | 10 60 | | | | | | | |
| Totals..... | 1,638 72 | 10,666 57 | | 977 50 | | | | 13,282 60 |

Joint district school house located in Gallatin county.

Statistical Report of the School Districts in Broadwater County, Montana, for the Year Ending August 31, 1900.

| NAME OF DISTRICT | CENSUS FOR APPOINTMENT OF PUBLIC FUNDS | | | | AV. SALARY PER MONTH | | STATISTICS RELATING TO COMPULSORY EDUCATION | | | NO. TEACHERS EMPLOYED AT THE SAME TIME FOR 12 WEEKS OR MORE | |
|-------------------------------------|--|------|--------|----------------------|----------------------|--------|---|-----|----|---|--------|
| | No. of Children between the Ages of 6 and 21 years | Male | Female | Under 6 yrs. of age. | Male | Female | 1 | 2 | 3 | Male | Female |
| | | | | | | | | | | | |
| 1 Radersburg..... | 67 | 41 | 25 | 25 | 12 | 45 | 2 | 30 | 57 | 2 | 1 |
| 2 Hassel..... | 27 | 15 | 12 | 23 | 5 | 45 | 2 | 1 | 1 | 1 | 1 |
| 3 Confederate..... | 19 | 8 | 11 | 6 | 2 | 50 | 2 | 1 | 1 | 1 | 1 |
| 4 Duck Creek..... | 15 | 9 | 6 | 2 | 1 | 40 | 1 | 1 | 1 | 1 | 1 |
| 5 Canton..... | 36 | 22 | 14 | 8 | 3 | 40 | 1 | 1 | 4 | 1 | 1 |
| 6 Deep Creek..... | 26 | 12 | 14 | 15 | 4 | 50 | 1 | 68 | 68 | 2 | 2 |
| 7 Townsend..... | 178 | 85 | 93 | 50 | 34 | 60 | 1 | 18 | 18 | 1 | 1 |
| 8 Diamond..... | 18 | 9 | 9 | 4 | 3 | 40 | 1 | 1 | 1 | 1 | 1 |
| 9 Missour Valley..... | 41 | 22 | 19 | 10 | 5 | 50 | 2 | 16 | 9 | 1 | 1 |
| 10 Winston..... | 64 | 33 | 31 | 21 | 13 | 60 | 1 | 1 | 1 | 1 | 1 |
| 11 South Round Grove..... | 30 | 16 | 14 | 14 | 6 | 50 | 1 | 1 | 1 | 1 | 1 |
| 12 Sixteen Mile, Joint Meagher..... | 4 | 3 | 1 | 1 | 1 | 60 | 1 | 1 | 1 | 1 | 1 |
| 13 Crow Creek..... | 45 | 25 | 22 | 21 | 7 | 45 | 2 | 16 | 12 | 1 | 1 |
| 14 Beaver Cree..... | 13 | 11 | 2 | 2 | 3 | 50 | 1 | 1 | 1 | 1 | 1 |
| 15 Furnace..... | 42 | 25 | 17 | 15 | 12 | 50 | 2 | 38 | 20 | 1 | 1 |
| 16 Mountain Glenn..... | 40 | 18 | 22 | 9 | 4 | 50 | 1 | 2 | 2 | 1 | 1 |
| 17 Place..... | 48 | 26 | 19 | 13 | 7 | 45 | 1 | 2 | 2 | 1 | 1 |
| 18 Three Forks..... | 4 | 2 | 2 | 3 | 1 | 55 | 1 | 2 | 2 | 1 | 1 |
| 19 Iron Age..... | 28 | 18 | 10 | 25 | 10 | 50 | 1 | 1 | 1 | 1 | 1 |
| Totals..... | 741 | 391 | 353 | 274 | 152 | 695 | 10 | 213 | 31 | 2 | 13 |

No. of District.....

Financial Report of the School Districts in Carbon County, Montana, for the Year Ending August 31, 1900.

| No. of Each District | NAME OF DISTRICT | RECEIPTS | | | | | | | |
|----------------------|-------------------|----------------------------|--|--------------------------|-----------------------|---------------------------------|------------------------------------|---|-----------|
| | | 1 | 2 | 3 | 4 | 5 | 6 | 7 | 8 |
| | | Cash on hand Aug. 31, 1899 | Amount Apportioned to the District during the year | Proceeds of School Lands | Raised by Special Tax | Amount Rec'd from Sale of Bonds | Amount Rec'd from Premium on Bonds | Amount from All Other Sources not Named | Total |
| 1 | Red Lodge | 69 21 | 3,812 74 | 6 | 1,543 21 | 10,000 00 | 422 93 | 6 | 15,848 09 |
| 2 | Parker | 46 13 | 411 60 | | | | | | 457 73 |
| 3 | Sage Creek | 50 45 | 345 32 | | | | | | 295 97 |
| 4 | Brigden | 58 73 | 1,335 90 | | | | | 50 00 | 1,414 63 |
| 5 | Willow | 11 79 | 173 31 | | | | | 72 00 | 287 10 |
| 6 | Stehley | 1 50 | 180 63 | | | | | | 182 13 |
| 7 | Dehler | 51 33 | 606 57 | | | | | 30 00 | 627 80 |
| 8 | Ellis | | 528 30 | | | | | 40 00 | 578 30 |
| 9 | Rock Creek | | 223 85 | | | | | | 223 85 |
| 10 | Volney | 51 41 | 296 07 | | | | | | 347 48 |
| 11 | Butcher Creek | 57 | 493 87 | | | | | | 550 74 |
| 12 | Millwater—joint | 51 22 | 72 21 | | | | | | 123 43 |
| 13 | Excelsior—joint | 98 28 | 339 29 | | | | 36 00 | | 473 57 |
| 14 | Grove Creek | | 108 32 | | | | | | 108 32 |
| 15 | Absarokee—joint | 19 37 | 426 04 | | | 1,000 00 | 5 00 | | 1,461 41 |
| 16 | Town | 8 85 | 404 38 | | | 350 00 | | | 763 23 |
| 17 | Rosebud | 8 12 | 216 63 | | | | | | 224 75 |
| 18 | Nye | 20 95 | 194 97 | | | | | | 215 92 |
| 19 | Provinc | 2 56 | 209 41 | | | | | 2 67 | 212 08 |
| 20 | Terrill | | 279 02 | | | | | | 279 02 |
| 21 | Draper | 26 75 | 144 42 | | | | | | 171 17 |
| 22 | Valley | 1 26 | 501 60 | | | | | | 502 86 |
| 23 | Roberts | 4 67 | 223 85 | | | | | 44 15 | 268 00 |
| 24 | Willow Creek | 36 | 339 39 | | | | | | 375 54 |
| 25 | New Prospect | | 118 42 | | | | | | 118 42 |
| 26 | Yonst | 7 57 | 158 86 | | | | | 384 00 | 540 43 |
| 27 | Sweet Grass—joint | 12 54 | 108 32 | | | | | 35 00 | 155 86 |
| 28 | Carbonado | 58 86 | 794 32 | | | | | | 853 18 |
| 29 | Vaughn | 44 01 | 166 09 | | | | | | 210 10 |
| 30 | Gabo | 01 | 736 55 | | | | | | 736 56 |

Financial Report of the School Districts in Carbon County—Continued.

| No. of Each District | NAME OF DISTRICT. | RECEIPTS | | | | | | | | Total |
|----------------------------|-----------------------|----------------------------------|--|--------------------------------|----------------------------|--------------------------------------|------------------------------------|--|-------|-------------|
| | | 1 | 2 | 3 | 4 | 5 | 6 | 7 | 8 | |
| | | Cash on hand Aug. 31, 1899 | Amount Apportioned to the District during the year.... | Proceeds of School Lands | Raised by Special Tax..... | Amount Rec'd from Sale of Bonds..... | Amount Rec'd from Premium on Bonds | Amount from All Other Sources not Named..... | | |
| 31 | Himes..... | 12 48 | 346 61 | | | | | | | 359 09 |
| 32 | Rockvale | 8 68 | 180 53 | | | | | | | 189 21 |
| 33 | Paradise Valley | 124 48 | 288 84 | | | | | | | 413 32 |
| 34 | Silver Tip | 19 31 | 215 52 | | | | | | | 234 83 |
| 35 | Golden | 15 40 | 131 32 | | | 125 00 | | | | 271 72 |
| 36 | Morris | 30 99 | 182 65 | | | 700 00 | 1 15 | | 43 00 | 957 79 |
| 37 | Elbow | 74 58 | 216 63 | | | 450 00 | | | | 741 21 |
| 38 | Bailey | 12 15 | 187 75 | | | | | | | 199 90 |
| 39 | Whitebird—joint | | | | | | | | | |
| 40 | Columbus—joint | | | | | | | | | |
| | Totals | 925 72 | 14,943 30 | | 1,513 21 | 12,625 00 | 429 08 | 636 22 | | 31,103 13 |



*Peritation Room
Normal School*

Statistical Report of the School Districts in Carbon County—Continued.

| NAME OF DISTRICT | CENSUS FOR APPOINTMENT OF PUBLIC FUNDS | | | | AV. SALARY PER MONTH | | STATISTICS RELATING TO COMPULSORY EDUCATION | | | NO. TEACHERS EMPLOYED AT THE SAME TIME FOR 12 WEEKS OR MORE | |
|-------------------------|---|-----------|-------------|-------------------------|----------------------|-------------|--|---|---|---|-------------|
| | No. of Children between the Ages of 6 and 21 years..... | Male..... | Female..... | Under 6 yrs of Age..... | Male..... | Female..... | No. children between 8 and 14 years of age residing in the District Aug. 31, 1900..... | No. of such Children who attended the district school for at least 12 weeks during the year ending Aug. 31, 1900..... | No. of such Children who attended private schools or were instructed at home for at least 12 weeks, during year ending Aug. 31, 1900..... | Male..... | Female..... |
| 31 Hines..... | 52 | 37 | 25 | 15 | 9 | 40 | 1 | | | | |
| 32 Rockvale..... | 28 | 18 | 10 | 12 | 5 | 40 | 1 | | | | |
| 33 Paradise Valley..... | 31 | 16 | 15 | 6 | 3 | 40 | 1 | | | | |
| 34 Silver Tip..... | 32 | 15 | 17 | 14 | 4 | 40 | 1 | | | | |
| 35 Golden..... | 32 | 11 | 11 | 10 | 5 | 40 | 1 | | | | |
| 36 Morris..... | 32 | 19 | 13 | 30 | 12 | 40 | 2 | | | | |
| 37 Elbow..... | 39 | 19 | 20 | 28 | 11 | 40 | 1 | | | | |
| 38 Bailey..... | 37 | 13 | 14 | 8 | 4 | 40 | 1 | | | | |
| 39 White-bird..... | 34 | 18 | 4 | 13 | 9 | 40 | 1 | | | | |
| 40 Columbus..... | 30 | 11 | 9 | 18 | 10 | 40 | 1 | | | | |
| Totals..... | 2,188 | 1,100 | 1,028 | 1,410 | 551 | 569 | \$ 60 | \$ 12.75 | 30 | 10 | 30 |
| | | | | | | | | 87 | 674 | 62 | 9 |
| | | | | | | | | | | | 11 |
| | | | | | | | | | | | 53 |

No. of Each District

Statistical Report of the School Districts in Carbon County—Continued.

| NAME OF DISTRICT | TIME SCHOOL WAS KEPT | | No. of Pupils Attending Private Schools | No. of Private Schools | Value of Library | No. of Volumes in District Library | No. of Visits by County Superintendent | No. of Months of School | Percentage of Attendance | Average Daily Attendance | Average No. Belonging | Total No. Days Absent | Total No. Times Tardy | Total Number Days' Attendance | Whole Number Days of Attendance During the Year | Whole Number Enrolled During Year | Value of School Houses, Including Site, if Any. |
|------------------|----------------------|------------|---|------------------------|------------------|------------------------------------|--|-------------------------|--------------------------|--------------------------|-----------------------|-----------------------|-----------------------|-------------------------------|---|-----------------------------------|---|
| | Days | Months | | | | | | | | | | | | | | | |
| Hines | 4 | 3 | | | | | 1 | 1 | | | | | | | | | 300 |
| Rockvale | 4 | 3 | | | | | 1 | 1 | | | | | | | | | 300 |
| Paradise Valley | 3 | 3 | | | | | 1 | 1 | | | | | | | | | 300 |
| Silver Tip | 3 | 3 | | | | | 1 | 1 | | | | | | | | | 300 |
| Golden | 3 | 3 | | | | | 1 | 1 | | | | | | | | | 250 |
| Morris | 3 | 3 | | | | | 1 | 1 | | | | | | | | | 400 |
| Elbow | 6 | 3 | | | | | 1 | 1 | | | | | | | | | 600 |
| Batley | 3 | 3 | | | | | 1 | 1 | | | | | | | | | 300 |
| Whitebird | 3 | 3 | | | | | 1 | 1 | | | | | | | | | 300 |
| Columbus | 3 | 3 | | | | | 1 | 1 | | | | | | | | | 300 |
| Totals | 175 | 175 | 62 | 7 | \$ | 201 | 37 | 171 | 83 | 812 | 1,219 | 8,805 | 527 | 70,365½ | 11,633 | 1,069 | \$37,720 |

Financial Report of the School Districts in Cascade County, Montana, for the Year Ending August 31, 1900,


| NAME OF DISTRICT | RECEIPTS | | | | | | | |
|--|----------|-----------|----------|-----------|----|--------|-----------|-----------|
| | 1 | 2 | 3 | 4 | 5 | 6 | 7 | 8 |
| Cash on Hand Aug. 31, 1899..... | \$ | \$ | \$ | \$ | \$ | \$ | \$ | \$ |
| 1 Great Falls..... | 9,668.43 | 33,720.57 | | 11,677.00 | | | 15,043.74 | 60,779.84 |
| 2 Sun River..... | 206.45 | 631.16 | | | | | 10.83 | 848.44 |
| 3 Cascade..... | 18.31 | 1,934.20 | | | | | 10.20 | 1,962.71 |
| 4 McComber..... | 74.45 | 264.68 | | | | | | 339.13 |
| 5 Chestnut..... | 112.23 | 162.88 | | | | | | 275.11 |
| 6 Truly..... | 188.10 | 260.40 | 45.00 | | | | | 493.50 |
| 7 Sand Coulee..... | | 1,591.72 | 793.50 | | | 498.22 | | 5,883.71 |
| 8 Lower Belt..... | 95.55 | 205.12 | 18.00 | | | | | 498.67 |
| 9 Little Belt and Highwood..... | 107.12 | 780.46 | 81.00 | | | | | 1,271.58 |
| 10 Armincton..... | 269.00 | 916.20 | | | | | | 1,185.20 |
| 11 Otter Creek..... | 277.05 | 806.16 | | | | | | 1,149.21 |
| 12 Kibbey..... | 121.27 | 498.82 | | | | | 2.73 | 327.84 |
| 13 Geyser (No children in this district) | | | | | | | | |
| 14 Evans..... | 598.08 | 621.96 | | | | 111.96 | | 1,335.02 |
| 15 Mallegan and 15 in Meagher..... | 93.32 | 312.48 | 54.00 | | | | | 439.80 |
| 16 Tway..... | 30.78 | 193.42 | | | | | | 214.48 |
| 17 Sun River Bench..... | 230.70 | 326.12 | | | | 37.72 | | 573.54 |
| 18 Nascob..... | 163.91 | 285.04 | | | | | | 448.35 |
| 19 Red Butte..... | 35.46 | 293.00 | | | | 1.86 | | 240.92 |
| 20 Upper Otter..... | 135.17 | 343.04 | | | | 45.00 | | 410.21 |
| 21 Upper Box Elder..... | 133.17 | 407.30 | | | | 1.41 | | 531.78 |
| 22 Betts..... | 39.94 | 356.39 | | | | | | 396.24 |
| 23 Monarch..... | | 112.00 | | | | | | 112.00 |
| 24 Mid Canon..... | | 71.36 | | | | | | 71.36 |
| 25 Ross..... | 375.44 | 417.38 | | | | | | 692.82 |
| 26 Neusebach..... | 12.63 | 425.32 | 5.61 | | | 33.90 | | 447.46 |
| 27 Neal Creek..... | 4.98 | 356.30 | | | | | | 361.28 |
| 28 Bird Creek..... | 213.96 | 417.38 | | | | | | 631.28 |
| 29 Bear Creek..... | 6.94 | 6,553.40 | 1,132.50 | 1,708.07 | | | | 11,165.89 |
| 30 Arrow..... | 61.21 | 353.57 | 55.50 | | | 129.35 | 1,035.63 | 1,470.58 |

No of Each District.....

Financial Report of the School Districts in Cascade County—Continued.

| NAME OF DISTRICT | RECEIPTS | | | | | | | Total..... |
|------------------------|---------------------------------|---|-------------------------------|----------------------------|--------------------------------------|--------------------------------------|--|---------------|
| | 1 | 2 | 3 | 4 | 5 | 6 | 7 | |
| | Cash on Hand Aug. 31, 1900..... | Amount Apportioned to District During Year..... | Proceeds of School Lands..... | Raised by Special Tax..... | Amount Rec'd From Sale of Bonds..... | Amount Rec'd From Premium on Bonds.. | Amount From All Other Sources Not Named..... | |
| 31 Fleming | 41 53 | 295 22 | | | | | 100 00 | 436 75 |
| 32 Hardy | 14 23 | 203 60 | | | | | | 217 83 |
| 33 O'Leary | 117 10 | 234 14 | | | | | 65 75 | 456 99 |
| 34 Cameron | | 203 60 | | | | | | 203 81 |
| 35 N. Arthur | 781 21 | 1,403 16 | 243 00 | 1,100 85 | | | 671 68 | 4,523 90 |
| 36 Bell Park | 28 63 | 193 42 | | | | | | 229 05 |
| 37 Yale | | 112 84 | | | | | 19 50 | 132 31 |
| 38 Barker | 182 50 | 264 56 | 63 00 | | | | | 611 06 |
| 39 Hepler | 22 68 | 132 34 | | | | | | 155 02 |
| 40 Leland | 7 23 | 143 90 | | | | | | 151 19 |
| 41 Swan | 30 11 | 231 14 | | | | | | 251 25 |
| 42 Boston Conlee | | 40 30 | | | | | | 283 46 |
| 43 North Willow | | 183 62 | | | | | | 210 62 |
| Totals..... | \$ 15,010 05 | \$ 50,268 45 | \$ 2,333 34 | \$ 11,396 01 | \$ | \$ 129 35 | \$ 19,418 12 | \$ 101,935 42 |

No. of Each District



*Assembly Hall
Normal School*

Statistical Report of the School Districts in Cascade County, Montana, for the Year Ending August 31, 1900.

| NAME OF DISTRICT | GENSUS FOR APPOINTMENT OF PUBLIC FUNDS | | | AV. SALARY PER MONTH | | STATISTICS RELATING TO COMPULSORY EDUCATION | | | NO. TEACHERS EMPLOYED AT THE SAME TIME FOR 12 WEEKS OR MORE | | | |
|--------------------|--|--------|----------------------|----------------------|--------|--|-------|---|---|------|--------|-------|
| | Male | Female | Under 6 yrs. of Age. | Male | Female | No. Children between 8 and 14 years of age residing in the District Aug. 31, 1900..... | 1 | 2 | 3 | Male | Female | Total |
| | | | | | | | | | | | | |
| 1 Great Falls..... | 1,983 | 1,875 | 1,473 | 717 | 756 | 1,117 | 1,016 | 3 | 1 | 49 | 49 | 49 |
| 2 Sun River..... | 658 | 58 | 18 | 11 | 15 | 47 | 47 | 1 | 1 | 1 | 1 | 1 |
| 3 Cascade..... | 35 | 29 | 18 | 51 | 51 | 30 | 61 | 1 | 1 | 5 | 5 | 5 |
| 4 McCumber..... | 125 | 155 | 106 | 4 | 3 | 12 | 12 | 1 | 1 | 1 | 1 | 1 |
| 5 Chestnut..... | 11 | 11 | 11 | 4 | 3 | 6 | 3 | 1 | 1 | 1 | 1 | 1 |
| 6 Truly..... | 9 | 6 | 22 | 3 | 5 | 6 | 3 | 1 | 1 | 1 | 1 | 1 |
| 7 Sand Coulee..... | 270 | 236 | 412 | 220 | 192 | 276 | 337 | 1 | 1 | 6 | 6 | 6 |
| 8 Lower Belt..... | 35 | 15 | 6 | 4 | 5 | 13 | 4 | 1 | 1 | 1 | 1 | 1 |
| 9 Little Belt..... | 37 | 20 | 6 | 22 | 13 | 13 | 13 | 1 | 1 | 1 | 1 | 1 |
| 10 Lower Belt..... | 37 | 20 | 6 | 22 | 13 | 13 | 4 | 1 | 1 | 1 | 1 | 1 |
| 11 Upper Belt..... | 40 | 37 | 37 | 25 | 19 | 49 | 23 | 1 | 1 | 2 | 2 | 2 |
| 12 Upper Belt..... | 40 | 37 | 37 | 25 | 19 | 60 | 47 | 1 | 1 | 1 | 1 | 1 |
| 13 Upper Belt..... | 43 | 42 | 46 | 76 | 50 | 38 | 33 | 1 | 1 | 2 | 2 | 2 |
| 14 Upper Belt..... | 43 | 42 | 46 | 76 | 50 | 24 | 24 | 1 | 1 | 1 | 1 | 1 |
| 15 Upper Belt..... | 43 | 42 | 46 | 76 | 50 | 24 | 24 | 1 | 1 | 1 | 1 | 1 |
| 16 Upper Belt..... | 43 | 42 | 46 | 76 | 50 | 44 | 33 | 1 | 1 | 1 | 1 | 1 |
| 17 Upper Belt..... | 43 | 42 | 46 | 76 | 50 | 44 | 33 | 1 | 1 | 1 | 1 | 1 |
| 18 Upper Belt..... | 43 | 42 | 46 | 76 | 50 | 24 | 24 | 1 | 1 | 1 | 1 | 1 |
| 19 Upper Belt..... | 43 | 42 | 46 | 76 | 50 | 24 | 24 | 1 | 1 | 1 | 1 | 1 |
| 20 Upper Belt..... | 43 | 42 | 46 | 76 | 50 | 24 | 24 | 1 | 1 | 1 | 1 | 1 |
| 21 Upper Belt..... | 43 | 42 | 46 | 76 | 50 | 24 | 24 | 1 | 1 | 1 | 1 | 1 |
| 22 Upper Belt..... | 43 | 42 | 46 | 76 | 50 | 24 | 24 | 1 | 1 | 1 | 1 | 1 |
| 23 Upper Belt..... | 43 | 42 | 46 | 76 | 50 | 24 | 24 | 1 | 1 | 1 | 1 | 1 |
| 24 Upper Belt..... | 43 | 42 | 46 | 76 | 50 | 24 | 24 | 1 | 1 | 1 | 1 | 1 |
| 25 Upper Belt..... | 43 | 42 | 46 | 76 | 50 | 24 | 24 | 1 | 1 | 1 | 1 | 1 |
| 26 Upper Belt..... | 43 | 42 | 46 | 76 | 50 | 24 | 24 | 1 | 1 | 1 | 1 | 1 |
| 27 Upper Belt..... | 43 | 42 | 46 | 76 | 50 | 24 | 24 | 1 | 1 | 1 | 1 | 1 |
| 28 Upper Belt..... | 43 | 42 | 46 | 76 | 50 | 24 | 24 | 1 | 1 | 1 | 1 | 1 |
| 29 Upper Belt..... | 43 | 42 | 46 | 76 | 50 | 24 | 24 | 1 | 1 | 1 | 1 | 1 |
| 30 Upper Belt..... | 43 | 42 | 46 | 76 | 50 | 24 | 24 | 1 | 1 | 1 | 1 | 1 |

No. of Each District

Statistical Report of the School Districts in Cascade County—Continued.

| No. of District..... | NAME OF DISTRICT | CENSUS FOR APPOINTMENT OF PUBLIC FUNDS | | | | AV. SALARY PER MONTH | | STATISTICS RELATING TO COMPULSORY EDUCATION | | | NO. TEACHERS EMPLOYED AT THE SAME TIME FOR 12 WEEKS OR MORE | | |
|----------------------|--------------------|--|-------------|----------------------|-----------|----------------------|--|--|---|-----------|---|------------|-----|
| | | Male..... | Female..... | Under 6 yrs. of age. | Male..... | Female..... | 1 No. of children between 8 and 14 years of age residing in the district Aug. 31, 1900..... | 2 No. of such children who attended the district school for at least 12 weeks during the year ending Aug. 31, 1900..... | 3 No. of such children who attended private schools or were instructed at home for at least 12 wks. during the yr. ending Aug. 31, 1900. | Male..... | Female..... | Total..... | |
| 31 | Fleuning..... | 11 | 4 | 12 | 6 | 55 | 1 | 12 | | | | 1 | |
| 32 | Hardy..... | 31 | 6 | 12 | 6 | | 1 | 11 | | | | 1 | |
| 33 | Orr..... | 31 | 7 | 12 | 5 | 50 | 1 | 11 | | | | 1 | |
| 34 | Cherion..... | 31 | 2 | 10 | 3 | 50 | 1 | 10 | | | | 1 | |
| 35 | Neihart..... | 89 | 5 | 18 | 8 | 100 | 1 | 107 | | | | 3 | |
| 36 | Red Park..... | 14 | 3 | 13 | 3 | | 1 | 121 | | | | 1 | |
| 37 | Yule..... | 11 | 0 | 9 | 0 | | 1 | 13 | | | | 1 | |
| 38 | Barker..... | 20 | 1 | 22 | 1 | | 1 | 13 | | | | 1 | |
| 39 | Repler..... | 10 | 1 | 11 | 1 | | 1 | 8 | | | | 1 | |
| 40 | Leiland..... | 15 | 2 | 17 | 1 | | 1 | 27 | | | | 1 | |
| 41 | Swan..... | 15 | 5 | 20 | 1 | | 1 | 17 | | | | 1 | |
| 42 | Roston Coulee..... | 16 | 1 | 17 | 1 | | 1 | 18 | | | | 1 | |
| 43 | North Willow..... | 11 | 12 | 23 | 2 | | 1 | 11 | | | | 1 | |
| | Totals..... | 5,735 | 2,863 | 3,081 | 1,531 | 1,553 | 1 | 2,692 | 2,394 | 3 | 32 | 89 | 111 |

*1 to 12 years.

Statistical Report of the School Districts in Cascade County—Continued.

| NAME OF DISTRICT | TIME SCHOOL WAS KEPT | | No. of Pupils Attending Private Schools | No. of Private Schools | Number of Graduates from a Normal School | Whole Number Enrolled During Year | Whole Number Days of Attendance During the Year | Total Number Days' Attendance | Total No. Times tardy | Total No. Days Absent | Average No. Belonging | Average Daily Attendance | Percentage of Attendance | No. of Months of School | No. of Visits by County Superintendent | DISTRICT LIBRARIES | | SCHOOL HOUSES | | | | | Value of School Houses, including Site, if Any |
|------------------|----------------------|--------|---|------------------------|--|-----------------------------------|---|-------------------------------|-----------------------|-----------------------|-----------------------|--------------------------|--------------------------|-------------------------|--|------------------------------------|------------------|---------------|-------|-------|-----------|-----|--|
| | Days | Months | | | | | | | | | | | | | | No. of Volumes in District Library | Value of Library | Total | Brick | Stone | Frame | Log | |
| Fleming | 5 | 3 | 23 | 1,739 | 45 | 1,739 | 1,739 | 129 | 21 | 20 | 91 | 5 | 1 | 10 | 1 | 1 | 1 | 1 | 1 | 1 | 525 | | |
| Hardy | 3 | 3 | 17 | 651 | 53 | 651 | 654 | 148 | 14 | 12 | 82 | 2 | 1 | 5 | 1 | 1 | 1 | 1 | 1 | 1 | 50 | | |
| Orr | 8 | 3 | 14 | 1,191 | 192 | 1,191 | 1,191 | 595 | 11 | 6 | 67 | 4 | 1 | 4 | 1 | 1 | 1 | 1 | 1 | 1 | 125 | | |
| Cameron | 3 | 3 | 14 | 365 | 95 | 365 | 365 | 330 | 11 | 6 | 52 | 3 | 1 | 1 | 1 | 1 | 1 | 1 | 1 | 1 | 100 | | |
| Neilhart | 9 | 3 | 151 | 17,836 | 108 | 17,836 | 17,836 | 1,330 | 117 | 104 | 93 | 9 | 6 | 60 | 1 | 1 | 1 | 1 | 1 | 1 | 10,000 | | |
| Tait Park | 4 | 3 | 19 | 1,075 | 37 | 1,075 | 1,075 | 100 | 16 | 11 | 91 | 4 | 1 | 20 | 1 | 1 | 1 | 1 | 1 | 1 | 175 | | |
| Yule | 3 | 3 | 33 | 1,184 | 95 | 1,184 | 1,184 | 133 | 23 | 20 | 57 | 3 | 1 | 1 | 1 | 1 | 1 | 1 | 1 | 1 | 500 | | |
| Barber | 3 | 3 | 12 | 419 | 17 | 419 | 419 | 51 | 11 | 11 | 91 | 3 | 1 | 1 | 1 | 1 | 1 | 1 | 1 | 1 | 300 | | |
| Repler | 3 | 3 | 8 | 325 | 15 | 325 | 325 | 74 | 7 | 6 | 80 | 3 | 1 | 1 | 1 | 1 | 1 | 1 | 1 | 1 | 300 | | |
| Leland | 3 | 3 | 21 | 917 | 23 | 917 | 917 | 513 | 17 | 15 | 78 | 3 | 1 | 1 | 1 | 1 | 1 | 1 | 1 | 1 | 350 | | |
| Swan | 4 | 3 | 22 | 1,321 | 93 | 1,321 | 1,321 | 169 | 19 | 19 | 80 | 1 | 1 | 1 | 1 | 1 | 1 | 1 | 1 | 1 | 350 | | |
| Boston Coulee | 3 | 3 | 9 | 336 | 72 | 336 | 369 | 46 | 9 | 8 | 85 | 3 | 1 | 1 | 1 | 1 | 1 | 1 | 1 | 1 | 350 | | |
| North Willow | 3 | 3 | 49 | 3,818 | 392 | 3,818 | 3,818 | 46 | 9 | 8 | 85 | 3 | 1 | 1 | 1 | 1 | 1 | 1 | 1 | 1 | 350 | | |
| Totals | 226 | 39 | 51 | 392,180 | 4,614 | 392,480 | 392,480 | 33,077 | 722 | 657 | 81 | 326 | 498 | 2,415 | \$1,430 | 16 | 38 | 9 | 9 | 9 | \$211,011 | | |

*2 in district.

Financial Report of the School Districts in Choteau County, Montana, for the Year Ending August 31, 1900.

| No. of Each District..... | NAME OF DISTRICT | RECEIPTS | | | | | | | |
|---------------------------|----------------------|---------------------------------|--|-------------------------------|----------------------------|--------------------------------------|--------------------------------------|--|------------|
| | | 1 | 2 | 3 | 4 | 5 | 6 | 7 | 8 |
| | | Cash on Hand Aug. 31, 1900..... | Amounts Apportioned to District During the Year..... | Proceeds of School Lands..... | Raised by Special Tax..... | Amount Rec'd from Sale of Bonds..... | Amount Rec'd from Premium on Bonds.. | Amount from all Other Sources Not Named..... | Total..... |
| 1 | Fort Benton..... | 1,368.82 | 3,512.35 | | | | | | 4,780.69 |
| 2 | Highwood..... | 436.42 | 673.80 | | | | | | 1,110.22 |
| 3 | Lower Shonkin..... | 125.37 | 379.27 | | | | | | 504.54 |
| 4 | Shonkin..... | | 181.92 | | | | | | 181.92 |
| 5 | Teton..... | 418.14 | 563.64 | | 1.10 | | | | 1,013.48 |
| 6 | Teton..... | 17.83 | | | | | | | 17.83 |
| 7 | Marías..... | 261.77 | | | | | | | 261.77 |
| 8 | Upper Shonkin..... | 219.93 | 511.19 | | | | | | 731.12 |
| 9 | Lower Highwood..... | 569.73 | 428.74 | | | | | | 998.47 |
| 10 | Chinook..... | 3,029.58 | 2,176.68 | 2,520.00 | 9.34 | | 3,097.66 | | 10,823.26 |
| 11 | Big Sandy..... | 259.80 | 659.60 | | | | | | 919.40 |
| 12 | Harlem..... | 615.80 | 1,187.28 | | | | | | 1,803.08 |
| 13 | Box Elder..... | 305.56 | 709.07 | | | | | | 1,014.63 |
| 14 | Cleveland..... | 229.57 | 626.62 | | | | | | 856.19 |
| 15 | Eagle Creek..... | 361.06 | 500.66 | | | | | | 861.72 |
| 16 | Havre..... | 431.75 | 4,633.69 | | 3.01 | | | | 5,078.45 |
| 17 | Paradise Valley..... | 559.07 | 412.25 | | | | | | 971.32 |
| 18 | Clear Creek..... | 848.61 | 1,055.89 | | | | | | 1,904.50 |
| 19 | Phillips..... | 48.75 | | | | | | | 48.75 |
| 20 | Teton..... | 86.57 | 498.74 | | | | | | 585.31 |
| 21 | Savoy..... | 94.40 | 315.51 | | | | | | 409.91 |
| 22 | Gold Butte..... | 431.09 | 511.19 | | | | | | 942.28 |
| 23 | Landusky..... | 194.93 | 412.25 | | | | | | 607.18 |
| 24 | People's Creek..... | 209.56 | 346.29 | | | | | | 555.85 |
| 25 | Cypress..... | 87.82 | 329.80 | | | | | | 417.62 |
| 26 | Warwick..... | 263.88 | 461.72 | | | | | | 725.60 |
| 27 | Whitlash..... | 394.53 | 709.07 | | | | | | 1,103.60 |
| 28 | Highwood..... | | 464.98 | | | | | | 464.98 |
| 29 | East Chinook..... | | 462.83 | 288.57 | | | | | 751.40 |
| 30 | Wagner..... | | 300.58 | | | | | | 300.58 |
| | Totals..... | 11,771.31 | 23,055.63 | 2,808.57 | 13.75 | | 3,097.66 | | 40,749.92 |

Financial Report of the School Districts in Choteau County—Continued.

| NAME OF DISTRICT | DISBURSEMENTS | | | | | | | | | | Total |
|------------------|---------------|--------|--------|----------|----------|-------|-------|-----------|-----------|--|-------|
| | 9 | 10 | 11 | 12 | 13 | 14 | 15 | 16 | 17 | | |
| Fort Benton | 2,290 00 | 39 05 | | 469 68 | 655 65 | | | 1,416 31 | 4,780 67 | | |
| Hightwood | 546 50 | 26 91 | 5 00 | 51 22 | 82 70 | | | 397 89 | 11,110 22 | | |
| Lower Shonkin | 240 00 | | 4 50 | | 30 90 | | | 229 14 | 504 51 | | |
| Shonkin | 84 02 | | | | | | | 47 90 | 131 92 | | |
| Teton | 492 00 | 13 00 | 75 00 | 30 31 | 38 30 | | | 364 87 | 1,013 48 | | |
| Teton | | | | | | | | 17 89 | 17 89 | | |
| Marias Shonkin | 180 00 | 11 95 | | 9 65 | 7 70 | | | 40 32 | 361 77 | | |
| Upper Shonkin | 230 00 | 10 00 | 13 65 | 13 30 | | | | 465 17 | 731 12 | | |
| Lower Hightwood | 130 00 | | | 45 60 | 155 26 | | | 370 03 | 998 47 | | |
| Chinook | 1,800 00 | 70 67 | | 2,284 87 | 498 71 | | | 5,770 01 | 10,834 26 | | |
| Big Sandy | 271 00 | 45 00 | 75 00 | 63 00 | 81 38 | | | 384 12 | 1,019 40 | | |
| Barleim | 450 00 | 37 88 | | 939 69 | 175 21 | | | 1,730 10 | 1,806 18 | | |
| Box Elder | 450 00 | 80 15 | 18 23 | 13 00 | 13 25 | | | 342 00 | 1,014 63 | | |
| Cleveland | 450 00 | 31 75 | | 139 46 | 19 50 | | | 222 48 | 833 19 | | |
| Eagle Creek | 361 53 | | | | 6 00 | | | 535 07 | 352 32 | | |
| Havre | 2,010 00 | 131 97 | 398 05 | 1,312 10 | 983 50 | | | 12 83 | 5,078 45 | | |
| Paradise Valley | 450 00 | 6 25 | 45 00 | 10 00 | 31 11 | | | 408 96 | 971 32 | | |
| Clear Creek | 585 00 | | | 157 87 | 25 00 | | | 850 02 | 1,904 50 | | |
| Phillips | | | | | | | | 48 75 | 48 75 | | |
| Teton | 41 00 | | | 35 05 | 29 80 | | | 419 46 | 615 31 | | |
| Savoy | 175 00 | 5 00 | 58 40 | | 37 50 | | | 134 01 | 469 91 | | |
| Gold Butte | 465 00 | | | 130 00 | 30 05 | | | 300 33 | 945 38 | | |
| Landa-ky | 300 00 | 10 00 | | | 50 00 | | | 347 24 | 667 24 | | |
| Peoples Creek | 270 00 | | 69 70 | | 5 00 | | | 311 15 | 555 85 | | |
| Cypress | 280 00 | 1 00 | | 10 00 | 39 23 | | | 87 40 | 417 63 | | |
| Warrick | 350 00 | 45 50 | | 58 35 | 29 60 | | | 181 05 | 725 10 | | |
| Whitdash | 278 00 | 40 00 | | 64 00 | 12 65 | | | 776 55 | 1,103 60 | | |
| Hightwood | 200 00 | | 23 74 | 13 90 | 14 50 | | | 312 84 | 464 98 | | |
| East Chino k | 203 75 | 20 00 | 39 60 | 289 63 | 13 00 | | | 182 42 | 751 40 | | |
| Wagner | 100 00 | 20 00 | | 13 90 | 3 78 | | | 222 90 | 360 58 | | |
| Totals | 13,969 52 | 625 03 | 859 87 | 7,056 48 | 3,114 57 | | | 15,114 45 | 40,749 92 | | |

Statistical Report of the School Districts in Choteau County, Montana, for the Year Ending August 31, 1900.

| No. of Each District..... | NAME OF DISTRICT | FOR APPOINTMENT OF PUBLIC FUNDS | | | | AV. SALARY PER MONTH | | DISTRICTS WHICH BUILT NEW SCHOOL HOUSES DURING YEAR | | NO. TERMS PRESENT TEACHER HAS TAUGHT IN DISTRICT..... | | STATISTICS RELATING TO COMPULSORY EDUCATION | | | NO. TEACHERS EMPLOYED AT THE SAME TIME FOR 12 WEEKS OR MORE | |
|---------------------------|--|---------------------------------|-------------|---------------------|------------|----------------------|-------------|---|------------------|---|------------|---|-----------|-------------|---|-----------|
| | | Male..... | Female..... | Under 6 yrs. of Age | Total..... | Male..... | Female..... | Male..... | Female..... | 1 | 2 | 3 | Male..... | Female..... | Total..... | |
| 1 | Fort Benton..... | 273 | 149 | 121 | 130 | 53 | 67 | 90 | 65 | 14 | 82 | 1 | 1 | 3 | 1 | 3 |
| 2 | Highwood..... | 48 | 26 | 21 | 21 | 10 | 11 | 65 | 65 | 1 | 14 | 1 | 1 | 1 | 1 | 1 |
| 3 | Lower Shonkin..... | 22 | 14 | 8 | 9 | 2 | 2 | 60 | 60 | 4 | 4 | 1 | 1 | 1 | 1 | 1 |
| 4 | Shonkin..... | 9 | 5 | 1 | 1 | 1 | 1 | 47 | 47 | 4 | 4 | 1 | 1 | 1 | 1 | 1 |
| 5 | Teton..... | 28 | 15 | 13 | 9 | 5 | 4 | 60 | 60 | 24 | 14 | 1 | 1 | 1 | 1 | 1 |
| 6 | Teton..... | 3 | 2 | 1 | 1 | 1 | 1 | 15 | 15 | 10 | 1 | 1 | 1 | 1 | 1 | 1 |
| 7 | Marion..... | 20 | 9 | 11 | 10 | 5 | 5 | 15 | 15 | 10 | 1 | 1 | 1 | 1 | 1 | 1 |
| 8 | Upper Shonkin..... | 30 | 20 | 10 | 7 | 15 | 11 | 60 | 60 | 20 | 16 | 1 | 1 | 1 | 1 | 1 |
| 9 | Lower Highwood..... | 27 | 17 | 10 | 4 | 3 | 1 | 60 | 60 | 17 | 13 | 1 | 1 | 1 | 1 | 1 |
| 10 | Choteau..... | 177 | 78 | 90 | 51 | 25 | 26 | 85 | 57 1/2 | 87 | 50 | 1 | 1 | 1 | 1 | 1 |
| 11 | Big Sandy..... | 40 | 20 | 20 | 27 | 13 | 11 | 75 | 75 | 22 | 21 | 1 | 1 | 1 | 1 | 1 |
| 12 | Harlow..... | 99 | 52 | 47 | 40 | 23 | 17 | 10 | 60 | 84 | 45 | 1 | 1 | 1 | 1 | 1 |
| 13 | Box Elder..... | 19 | 33 | 16 | 17 | 10 | 13 | 50 | 50 | 20 | 18 | 1 | 1 | 1 | 1 | 1 |
| 14 | Cleveland..... | 44 | 25 | 21 | 28 | 15 | 13 | 50 | 50 | 22 | 12 | 1 | 1 | 1 | 1 | 1 |
| 15 | Page Creek..... | 35 | 17 | 18 | 1 | 1 | 2 | 110 | 72 1/2 | 10 | 19 | 1 | 1 | 1 | 1 | 1 |
| 16 | Rayne..... | 350 | 149 | 171 | 170 | 85 | 82 | 110 | 72 1/2 | 140 | 72 | 1 | 1 | 1 | 1 | 1 |
| 17 | Paradise Valley..... | 29 | 15 | 14 | 7 | 7 | 13 | 45 | 45 | 11 | 6 | 1 | 1 | 1 | 1 | 1 |
| 18 | Clear Creek..... | 60 | 34 | 36 | 27 | 14 | 13 | 45 | 45 | 30 | 28 | 1 | 1 | 1 | 1 | 1 |
| 19 | Phillips..... | 50 | 15 | 15 | 6 | 1 | 3 | 50 | 50 | 6 | 2 | 1 | 1 | 1 | 1 | 1 |
| 20 | Teton..... | 54 | 14 | 10 | 18 | 6 | 12 | 50 | 50 | 12 | 3 | 1 | 1 | 1 | 1 | 1 |
| 21 | Savoy..... | 24 | 14 | 10 | 18 | 6 | 12 | 50 | 50 | 12 | 3 | 1 | 1 | 1 | 1 | 1 |
| 22 | Gold Butte..... | 42 | 22 | 20 | 19 | 3 | 16 | 45 | 45 | 34 | 30 | 1 | 1 | 1 | 1 | 1 |
| 23 | Landusky..... | 29 | 16 | 13 | 19 | 11 | 8 | 50 | 50 | 21 | 10 | 1 | 1 | 1 | 1 | 1 |
| 24 | People's Creek..... | 33 | 16 | 17 | 9 | 8 | 5 | 45 | 45 | 21 | 8 | 1 | 1 | 1 | 1 | 1 |
| 25 | Cypress..... | 18 | 7 | 11 | 3 | 3 | 4 | 40 | 40 | 8 | 6 | 1 | 1 | 1 | 1 | 1 |
| 26 | Warrick..... | 21 | 15 | 14 | 15 | 10 | 5 | 50 | 50 | 16 | 6 | 1 | 1 | 1 | 1 | 1 |
| 27 | Whitlash..... | 30 | 11 | 19 | 7 | 3 | 4 | 50 | 50 | 17 | 12 | 1 | 1 | 1 | 1 | 1 |
| 28 | Highwood..... | 18 | 10 | 8 | 10 | 5 | 5 | 50 | 50 | 7 | 1 | 1 | 1 | 1 | 1 | 1 |
| 29 | East Chinoek..... | 26 | 17 | 9 | 8 | 7 | 1 | 42 1/2 | 42 1/2 | 15 | 14 | 1 | 1 | 1 | 1 | 1 |
| 30 | Wagner..... | 34 | 15 | 19 | 5 | 2 | 3 | 50 | 50 | 17 | 13 | 1 | 1 | 1 | 1 | 1 |
| | Joint District Cascade and Choteau Counties..... | 12 | 7 | 5 | 6 | 3 | 3 | 50 | 50 | 8 | 0 | 1 | 1 | 1 | 1 | 1 |
| | Total..... | 1,628 | 833 | 795 | 690 | 337 | 353 | 692 | 1,317 1/2 | 852 | 535 | 62 | 13 | 25 | 38 | 38 |

\$2, 3, 2. 11, 2, 1. \$5, 3, 1. \$2, 1, 1.

Statistical Report of the School Districts in Choteau County—Continued.

| NAME OF DISTRICT | TIME SCHOOL WAS KEPT | | No. of Pupils Attending Private Schools | No. of Private Schools | Number of Graduates from a Normal School | Whole Number Enrolled During Year | Whole Number Days of Attendance During the Year | Total Number Days' Attendance | Total No. Times Tardy | Total No. Days Absent | Average No. Belonging | Average Daily Attendance | Percentage of Attendance | No. of Months of School | No. of Visits by County Superintendent | DISTRICT LIBRARIES | | SCHOOL HOUSES | | | | | Value of School Houses, Including Site, if Any | | |
|--|----------------------|------|---|------------------------|--|-----------------------------------|---|-------------------------------|-----------------------|-----------------------|-----------------------|--------------------------|--------------------------|-------------------------|--|------------------------------------|------------------|---------------|-------|-------|-------|-----|--|--------|-----------|
| | Months | Days | | | | | | | | | | | | | | No. of Volumes in District Library | Value of Library | Total | Brick | Stone | Frame | Log | | | |
| Fort Benton | 10 | 0 | 1 | 1 | 19,598 | 193 | 114 | 1,313 | 105 | 101 | 81 | 81 | 10 | 6 | 500 | \$ 350 | 1 | 1 | 1 | 1 | 1 | 1 | 1 | 10,000 | |
| Highwood | 0 | 0 | 0 | 0 | 2,511 | 155 | 35 | 562 | 19 | 15.8 | 83 | 83 | 1 | 1 | 100 | 25 | 1 | 1 | 1 | 1 | 1 | 1 | 1 | 200 | |
| Lower Shonkin | 0 | 0 | 0 | 0 | 3,883 | 77 | 10 | 50 | 6 | 5 | 83 | 83 | 1 | 1 | 20 | 1 | 1 | 1 | 1 | 1 | 1 | 1 | 1 | 200 | |
| Shonkin | 0 | 0 | 0 | 0 | 210 | 53 | 1 | 46 | 8 | 4.3 | 73 | 73 | 1 | 1 | 1 | 1 | 1 | 1 | 1 | 1 | 1 | 1 | 1 | 450 | |
| Teton | 0 | 4 | 1 | 21 | 2,098 | 158 | 81 | 497 | 17 | 15 | 81 | 81 | 2 | 2 | 1 | 50 | 1 | 1 | 1 | 1 | 1 | 1 | 1 | 100 | |
| Yeton | 4 | 2 | 0 | 7 | 1,301 | 82 | 19 | 19 | 5 | 5.1 | 95 | 95 | 1 | 1 | 32 | 1 | 1 | 1 | 1 | 1 | 1 | 1 | 1 | 100 | |
| Marius | 4 | 9 | 0 | 30 | 1,196 | 89 | 6 | 79 | 45 | 13.5 | 88 | 88 | 1 | 1 | 21 | 15 | 1 | 1 | 1 | 1 | 1 | 1 | 1 | 200 | |
| Upper Shonkin | 4 | 0 | 0 | 10 | 1,360 | 138 | 16 | 95 | 16 | 14.1 | 88 | 88 | 1 | 1 | 1 | 1 | 1 | 1 | 1 | 1 | 1 | 1 | 1 | 200 | |
| Lower Highwood | 4 | 0 | 0 | 1 | 1,360 | 10 | 1 | 14.1 | 1 | 1 | 1 | 1 | 1 | 1 | 1 | 1 | 1 | 1 | 1 | 1 | 1 | 1 | 1 | 9,000 | |
| Chinook | 4 | 1 | 2 | 123 | 10,863 | 161 | 455 | 1,890 | 71 | 67 | 91 | 91 | 8 | 3 | 1,400 | 100 | 1 | 1 | 1 | 1 | 1 | 1 | 1 | 100 | |
| Big Sandy | 10 | 0 | 0 | 36 | 1,807 | 87 | 216 | 3,293 | 24 | 20.7 | 84 | 84 | 1 | 1 | 100 | 65 | 1 | 1 | 1 | 1 | 1 | 1 | 1 | 1,200 | |
| Harlem | 10 | 0 | 1 | 45 | 3,300 | 175 | 135 | 1,811 | 35 | 29 | 75 | 75 | 10 | 1 | 10 | 80 | 1 | 1 | 1 | 1 | 1 | 1 | 1 | 500 | |
| Box Elder | 10 | 0 | 0 | 36 | 1,496 | 174 | 12 | 213 | 13 | 17 | 63 | 63 | 1 | 1 | 60 | 50 | 1 | 1 | 1 | 1 | 1 | 1 | 1 | 1,000 | |
| Cleveland | 7 | 14 | 0 | 32 | 1,467 | 174 | 13 | 940 | 16 | 9 | 66 | 66 | 1 | 1 | 16 | 50 | 1 | 1 | 1 | 1 | 1 | 1 | 1 | 1,000 | |
| Eagle Creek | 7 | 16 | 0 | 36 | 1,337 | 174 | 32 | 213 | 13 | 17 | 63 | 63 | 1 | 1 | 16 | 50 | 1 | 1 | 1 | 1 | 1 | 1 | 1 | 1,000 | |
| Harve | 9 | 6 | 15 | 13 | 1,385 | 135 | 351 | 1,519 | 158 | 91 | 84 | 84 | 9 | 5 | 400 | 200 | 1 | 1 | 1 | 1 | 1 | 1 | 1 | 6,000 | |
| Paradise Valley | 12 | 6 | 15 | 37 | 2,006 | 222 | 69 | 337 | 39 | 46 | 68 | 68 | 11 | 3 | 58 | 18 | 1 | 1 | 1 | 1 | 1 | 1 | 1 | 1,000 | |
| Clear Creek | 12 | 6 | 15 | 37 | 2,006 | 222 | 69 | 468 | 37 | 33.5 | 81 | 81 | 12 | 3 | 23 | 18 | 1 | 1 | 1 | 1 | 1 | 1 | 1 | 1,000 | |
| Phillips | 3 | 5 | 1 | 10 | 517 | 63 | 3 | 36 | 9 | 8.2 | 83 | 83 | 1 | 1 | 319 | 65 | 1 | 1 | 1 | 1 | 1 | 1 | 1 | 300 | |
| Teton | 3 | 5 | 2 | 12 | 520 | 10 | 8 | 10 | 8 | 8.2 | 82 | 82 | 3 | 1 | 13 | 2 | 1 | 1 | 1 | 1 | 1 | 1 | 1 | 300 | |
| Savoy | 3 | 5 | 3 | 12 | 65 | 520 | 8 | 10 | 8 | 8.2 | 82 | 82 | 3 | 1 | 13 | 2 | 1 | 1 | 1 | 1 | 1 | 1 | 1 | 325 | |
| Gold Butte | 6 | 6 | 3 | 26 | 133 | 992 | 41 | 89 | 8 | 7 | 91 | 91 | 6 | 2 | 1 | 1 | 1 | 1 | 1 | 1 | 1 | 1 | 1 | 300 | |
| Landusky | 6 | 6 | 3 | 11 | 730 | 72 | 72 | 31 | 6 | 6 | 95 | 95 | 6 | 1 | 10 | 10 | 1 | 1 | 1 | 1 | 1 | 1 | 1 | 300 | |
| People's Creek | 5 | 6 | 3 | 8 | 62 | 372 | 10 | 6 | 6 | 100 | 100 | 100 | 6 | 1 | 1 | 1 | 1 | 1 | 1 | 1 | 1 | 1 | 1 | 300 | |
| Cypress | 0 | 6 | 3 | 9 | 138 | 722 | 137 | 235 | 6 | 5 | 76 | 76 | 7 | 1 | 45 | 70 | 1 | 1 | 1 | 1 | 1 | 1 | 1 | 125 | |
| Warrick | 6 | 6 | 5 | 12 | 119 | 748 | 93 | 177 | 9 | 6 | 80 | 80 | 6 | 1 | 45 | 70 | 1 | 1 | 1 | 1 | 1 | 1 | 1 | 125 | |
| Whitlash | 6 | 6 | 5 | 10 | 114 | 872 | 49 | 297 | 7 | 7 | 91 | 91 | 4 | 1 | 67 | 60 | 1 | 1 | 1 | 1 | 1 | 1 | 1 | 900 | |
| Highwood | 3 | 14 | 12 | 19 | 69 | 448 | 0 | 40 | 7 | 6 | 91 | 91 | 4 | 1 | 60 | 50 | 1 | 1 | 1 | 1 | 1 | 1 | 1 | 900 | |
| East Chinook | 4 | 15 | 12 | 19 | 91 | 1,364 | 365 | 19 | 15 | 15 | 91 | 91 | 5 | 1 | 24 | 20 | 1 | 1 | 1 | 1 | 1 | 1 | 1 | 75 | |
| Wagner | 6 | 6 | 6 | 15 | 1,006 | 118 | 35 | 118 | 10 | 9 | 91 | 91 | 6 | 1 | 24 | 20 | 1 | 1 | 1 | 1 | 1 | 1 | 1 | 400 | |
| Join District Cascade and Choteau Counties | 5 | 5 | 0 | 10 | 97 | 278 | 0 | 0 | 0 | 0 | 2.8 | 2.8 | 0 | 0 | 5 | 0 | 1 | 1 | 1 | 1 | 1 | 1 | 1 | 400 | |
| Totals | 188 | 10 | 24 | 885 | 3,558 | 26,171 | 2,411 | 10,436 | 631 | 531.4 | 82 | 82 | * | 11 | 2,084 | 1,537 | 15 | 13 | 15 | 13 | 15 | 13 | 15 | 3 | \$ 60,465 |



President's Study

Financial Report of the School Districts in Custer County, Montana, for the Year Ending August 31, 1900.

| NAME OF DISTRICT | RECEIPTS | | | | | | | |
|-----------------------------------|---------------------------------|--|-------------------------------|----------------------------|--------------------------------------|--------------------------------------|--|--------------|
| | 1 | 2 | 3 | 4 | 5 | 6 | 7 | 8 |
| No of Each District..... | Cash on Hand Aug. 31, 1899..... | Amount Apportioned to Districts During Year..... | Proceeds of School Lands..... | Raised by Special Tax..... | Amount Rec'd From Sale of Bonds..... | Amount Rec'd From Premium on Bonds.. | Amount From All Other Sources Not Named..... | Total..... |
| 1 Miles City | \$ 3,150 37 | \$ 18,362 42 | \$ 1,922 85 | | | \$ 15,000 00 | \$ 15 00 | \$ 38,450 64 |
| 2 Rancher | 125 77 | 329 50 | | | | | | 455 27 |
| 3 Kircher | 34 30 | 543 10 | | | | | | 637 40 |
| 4 Forsyth | 194 30 | 2,161 52 | | | \$ 10,000 00 | | | 12,355 82 |
| 5 Terry | 286 25 | 688 66 | | | | | | 974 91 |
| 6 Escheita | 29 40 | 144 98 | | | | | | 174 38 |
| 7 Pleasant Hill | | 305 67 | | | | | | 305 62 |
| 8 Lame Deer | 185 62 | 448 17 | | | | | 23 07 | 631 74 |
| 9 Simpson | 227 31 | 438 25 | | | | | | 688 61 |
| 10 Pine Hills | 222 42 | 425 71 | | | | | | 648 63 |
| 11 Alzada | 270 15 | 613 48 | | | | | 121 42 | 1,014 05 |
| 12 Rosabud | 159 47 | 171 34 | | | | | | 330 81 |
| 13 Howard | 219 69 | 265 99 | | | | | 15 15 | 522 23 |
| 14 Midland | 505 43 | 805 72 | | | | | | 1,461 15 |
| 15 Eckalaka | 272 22 | 843 52 | | | | | | 1,115 74 |
| 16 Hocketts | 44 27 | 141 98 | | | | | | 189 25 |
| 17 Kirby | 133 37 | 302 14 | | | | | | 435 51 |
| 18 Glenrock | 131 69 | 308 50 | | | | | | 339 65 |
| 19 Lee | 11 58 | 474 48 | | | | | | 492 06 |
| 20 Nos. 30-3, Dawson County | | | | | | | | |
| 21 Newberry | 106 98 | 171 31 | | | | | | 278 02 |
| 22 Crinklan | 38 30 | 210 88 | | | | | | 249 54 |
| 23 Porcupine | 36 69 | 187 82 | | | | | 24 32 | 308 83 |
| 24 Hutton | 2 69 | 115 30 | | | | | 170 15 | 348 14 |
| 25 Saddle | 148 08 | 369 04 | | | | | | 517 12 |
| 26 Brandenberg | 111 71 | 371 82 | | | | | | 516 53 |
| 27 Capitol | | 332 34 | | | | | 150 00 | 482 54 |
| 28 Sabra | | 84 45 | | | | | | 84 45 |
| Totals | \$ 6,845 62 | \$ 29,764 56 | \$ 1,922 85 | | \$ 10,000 00 | \$ 15,000 00 | \$ 519 11 | \$ 64,051 84 |

Financial Report of the School Districts in Custer County—Continued.

| NAME OF DISTRICT | DISBURSEMENTS | | | | | | | Total | |
|----------------------------|---------------------|---------------|----------------------|--|-------------------------------|----------------|-------------------------|--|-----------|
| | 9 | 10 | 11 | 12 | 13 | 14 | 15 | | 16 |
| | For Teachers' Wages | For Libraries | For School Apparatus | For School Houses, Sites, Fences, Out-houses, Repairs, Furniture, etc. | For Other Incidental Expenses | On Bonded Debt | Interest on Bonded Debt | Amount Remaining on Hand August 31, 1900 | |
| Ables City | 10,968.88 | 177.84 | 701.21 | 2,107.53 | 1,757.66 | 6,000.00 | 1,685.39 | 15,302.16 | 38,153.61 |
| Rancher | 312.50 | 12.50 | | 28.55 | 32.80 | | | 69.22 | 455.57 |
| Kircher | 180.00 | 8.75 | | 23.35 | 31.90 | | | 87.40 | 625.40 |
| Forsyth | 1,750.00 | 37.95 | | 9,225.21 | 403.61 | | | 939.05 | 12,355.82 |
| Terry | 150.00 | | 35.00 | 111.30 | 108.51 | | | 270.10 | 471.91 |
| Escheta | 157.50 | | | | | | | 16.88 | 171.38 |
| Pleasant Hill | 225.88 | | | 35.10 | 33.35 | | | 61.29 | 305.62 |
| Laurel Deer | 500.00 | 15.00 | 2.50 | 20.50 | 20.00 | | | 213.74 | 631.74 |
| Slupson | 535.00 | 31.40 | 11.70 | | 11.00 | | | 90.51 | 688.61 |
| Pine Hills | 400.00 | | 1.15 | 11.88 | 31.80 | | | 197.50 | 618.63 |
| Alzada | 500.00 | 68.50 | | 39.83 | 38.00 | | | 305.72 | 1,011.05 |
| Roseland | 200.00 | 20.50 | | | | | | 10.29 | 230.81 |
| Howard | 300.00 | | | | 10.95 | | | 91.88 | 392.23 |
| Midland | 900.00 | 26.1 | | 15.40 | 238.88 | | | 273.38 | 1,401.15 |
| Eckelaka | 675.00 | | 33.40 | 9.25 | 157.95 | | | 225.71 | 1,115.71 |
| Hockate | 150.00 | 18.53 | | | | | | 30.25 | 180.25 |
| Kirby | 350.00 | 3.92 | | 56.75 | | | | 30.25 | 443.51 |
| Greenock | 318.30 | | | | 11.25 | | | 21.91 | 351.51 |
| Legs | 350.00 | | 50.80 | 12.90 | 6.25 | | | 12.02 | 492.06 |
| Noe, 30 1/2, Dawson County | | | | | | | | 18.02 | 378.02 |
| Newberry | 180.00 | | | | 10.70 | | | 11.02 | 201.72 |
| Crinkham | 225.00 | 26.17 | | 5.00 | 36.55 | | | 19.98 | 308.70 |
| Porepine | 200.00 | 13.85 | | | | | | 25.25 | 248.13 |
| Tutton | 300.00 | | | | 19.39 | | | 113.57 | 317.12 |
| Sadie | 300.00 | | 43.80 | | 60.05 | | | 38.51 | 516.38 |
| Brandenberg | 116.35 | 19.77 | 10.30 | 1.50 | | | | 51.33 | 182.91 |
| Capitol | 350.00 | 29.16 | 5.00 | 5.60 | 50.51 | | | 9.45 | 454.72 |
| Sabri | 45.00 | | | | | | | | 45.00 |
| Total | 21,619.35 | 531.17 | 955.32 | 11,617.30 | 2,883.11 | 6,000.00 | 1,685.39 | 18,701.77 | 61,031.81 |

Statistical Report of the School Districts in Custer County, Montana, for the Year Ending August 31, 1900.

| NAME OF DISTRICT | CENSUS FOR APPOINTMENT OF PUBLIC FUNDS | | | | AV. SALARY PER MONTH | | STATISTICS RELATING TO COMPULSORY EDUCATION | | | NO. TEACHERS EMPLOYED AT THE SAME TIME FOR 10 WEEKS OR MORE | | |
|-----------------------------------|--|--------|--------------------|------|----------------------|--|---|---|------|---|-------|--|
| | Male | Female | Under 6 yrs of Age | Male | Female | No. children between 8 and 14 years of age residing in the District Aug. 31, 1900..... | No. of such Children who attended the district school for at least 12 weeks during the year ending Aug. 31, 1900..... | No. of such Children who attended private schools or were instructed at home for at least 12 weeks, during year ending Aug. 31, 1900..... | Male | Female | Total | |
| 1 Miles City..... | 552 | 534 | 505 | 249 | \$ 105 | 61 | 383 | 22 | 2 | 1 | 32 | |
| 2 Rancher..... | 14 | 14 | 16 | 10 | 5 | 50 | 11 | 1 | 1 | 1 | 1 | |
| 3 Kireher..... | 20 | 25 | 17 | 12 | 60 | 60 | 22 | 1 | 1 | 2 | 3 | |
| 4 Forsyth..... | 81 | 66 | 77 | 39 | 80 | 60 | 50 | 1 | 1 | 2 | 3 | |
| 5 Terry..... | 28 | 37 | 30 | 12 | 18 | 50 | 17 | 3 | 1 | 1 | 3 | |
| 6 Echeveria..... | 4 | 6 | 5 | 3 | 2 | 20 | 6 | 1 | 1 | 1 | 1 | |
| 7 Pleasant Hill..... | 10 | 11 | 13 | 9 | 4 | 30 | 10 | 1 | 1 | 1 | 1 | |
| 8 Laine Peet..... | 13 | 16 | 20 | 16 | 11 | 60 | 12 | 1 | 1 | 1 | 1 | |
| 9 Simpson..... | 20 | 12 | 12 | 5 | 7 | 30 | 13 | 1 | 1 | 1 | 1 | |
| 10 Vine Hills..... | 33 | 31 | 30 | 9 | 11 | 50 | 14 | 1 | 1 | 1 | 1 | |
| 11 Alzada..... | 33 | 31 | 30 | 9 | 11 | 50 | 14 | 1 | 1 | 1 | 1 | |
| 12 Roseland..... | 39 | 41 | 32 | 10 | 13 | 60 | 15 | 1 | 1 | 1 | 1 | |
| 13 Howard..... | 25 | 13 | 12 | 4 | 6 | 30 | 10 | 1 | 1 | 1 | 1 | |
| 14 Midland..... | 49 | 38 | 55 | 17 | 15 | 50 | 25 | 2 | 2 | 2 | 2 | |
| 15 Eckalaka..... | 34 | 35 | 39 | 19 | 21 | 75 | 31 | 1 | 1 | 1 | 1 | |
| 16 Hockets..... | 20 | 10 | 8 | 5 | 5 | 30 | 11 | 1 | 1 | 1 | 1 | |
| 17 Kirby..... | 24 | 15 | 16 | 8 | 8 | 50 | 9 | 1 | 1 | 1 | 1 | |
| 18 Glenrock..... | 25 | 17 | 16 | 6 | 6 | 30 | 9 | 1 | 1 | 1 | 1 | |
| 19 Lee..... | 17 | 21 | 26 | 11 | 10 | 50 | 15 | 1 | 1 | 1 | 1 | |
| 20 Nos. 20-29, Dawson County..... | 10 | 6 | 1 | 1 | 2 | 30 | 4 | 1 | 1 | 1 | 1 | |
| 21 Newberry..... | 8 | 2 | 6 | 1 | 1 | 20 | 2 | 1 | 1 | 1 | 1 | |
| 22 Crinklain..... | 17 | 12 | 5 | 9 | 1 | 4 | 6 | 1 | 1 | 1 | 1 | |
| 23 Porupine..... | 19 | 13 | 6 | 4 | 3 | 30 | 9 | 1 | 1 | 1 | 1 | |
| 24 Huntton..... | 2 | 4 | 12 | 6 | 6 | 30 | 5 | 1 | 1 | 1 | 1 | |
| 25 Sadie..... | 25 | 17 | 8 | 7 | 3 | 30 | 13 | 1 | 1 | 1 | 1 | |
| 26 Brandenberg..... | 33 | 14 | 19 | 6 | 3 | 30 | 29 | 1 | 1 | 1 | 1 | |
| 27 Capitol..... | 33 | 16 | 7 | 6 | 6 | 30 | 15 | 1 | 1 | 1 | 1 | |
| 28 Sabra..... | 26 | 13 | 19 | 7 | 12 | 50 | 12 | 1 | 1 | 1 | 1 | |
| Totals..... | 2,087 | 1,002 | 969 | 489 | 69 | 746 | 616 | 5 | 7 | 16 | 23 | |

No. of Each District

Statistical Report of the School Districts in Custer County—Continued.

| NAME OF DISTRICT | TIME SCHOOL WAS KEPT | | No. of Graduates from a Normal School | Whole Number Enrolled During Year | Whole Number Days of Attendance During Year | Total No. Days Attendance | Total Number Times Tardy | Total Number Days Absent | Average No. Belonging | Average Daily Attendance | Percentage of Attendance | No. of Months of School | No. of Visits by County Supt. | DISTRICT LIBRARIES | | SCHOOL HOUSES | | | | | Value of School House, Including Site, if Any | |
|----------------------------|----------------------|--------|---------------------------------------|-----------------------------------|---|---------------------------|--------------------------|--------------------------|-----------------------|--------------------------|--------------------------|-------------------------|-------------------------------|------------------------------------|------------------|---------------|-------|-------|-------|-----|---|--------|
| | Days | Months | | | | | | | | | | | | No. of Volumes in District Library | Value of Library | Total | Brick | Stone | Frame | Log | | |
| Miles City | 54 | 10 | 11 | 900 | 60,000 | 713 | 4,246 | 550 | 400 | 93 | 93 | 51 | 35 | 1,500 | \$1,000 | 1 | 1 | 1 | 1 | 1 | 1 | 35,000 |
| Rancher | 6 | 1 | 1 | 15 | 1,410 | 57 | 131 | 13 | 12 | 71 | 71 | 63 | 1 | 140 | 70 | 1 | 1 | 1 | 1 | 1 | 1 | 1,000 |
| Kircher | 8 | 1 | 1 | 152 | 2,425 | 240 | 259 | 232 | 17 | 90 | 90 | 8 | 1 | 110 | 85 | 1 | 1 | 1 | 1 | 1 | 1 | 850 |
| Forsyth | 9 | 1 | 1 | 111 | 12,615 | 240 | 161 | 87 | 84 | 88 | 88 | 9 | 6 | 136 | 100 | 1 | 1 | 1 | 1 | 1 | 1 | 3,000 |
| Terry | 9 | 1 | 1 | 122 | 2,372 | 25 | 445 | 16 | 13 | 84 | 84 | 9 | 1 | 362 | 111 | 1 | 1 | 1 | 1 | 1 | 1 | 1,500 |
| Escheta | 3 | 10 | 1 | 8 | 300 | 12 | 7 | 6 | 7 | 88 | 88 | 3 | 1 | 1 | 1 | 1 | 1 | 1 | 1 | 1 | 1 | 55 |
| Piasant Hill | 6 | 1 | 1 | 12 | 794 | 36 | 311 | 11 | 9 | 79 | 79 | 6 | 1 | 92 | 50 | 1 | 1 | 1 | 1 | 1 | 1 | 500 |
| Lane Deer | 3 | 13 | 1 | 13 | 639 | 30 | 313 | 12 | 11 | 94 | 94 | 3 | 1 | 95 | 15 | 1 | 1 | 1 | 1 | 1 | 1 | 200 |
| Simpson | 10 | 14 | 1 | 30 | 960 | 24 | 321 | 20 | 29 | 89 | 89 | 8 | 1 | 127 | 48 | 1 | 1 | 1 | 1 | 1 | 1 | 550 |
| Pine Hills | 8 | 10 | 1 | 32 | 2,009 | 208 | 130 | 17 | 13 | 89 | 89 | 8 | 1 | 80 | 70 | 1 | 1 | 1 | 1 | 1 | 1 | 1,000 |
| Alzada | 10 | 10 | 1 | 30 | 775 | 48 | 509 | 25 | 6 | 60 | 60 | 10 | 1 | 127 | 48 | 1 | 1 | 1 | 1 | 1 | 1 | 500 |
| Rosebud | 6 | 10 | 1 | 19 | 750 | 18 | 68 | 8 | 6 | 91 | 91 | 6 | 1 | 90 | 25 | 1 | 1 | 1 | 1 | 1 | 1 | 600 |
| Howard | 8 | 11 | 1 | 14 | 745 | 231 | 10 | 10 | 10 | 80 | 80 | 13 | 1 | 92 | 44 | 1 | 1 | 1 | 1 | 1 | 1 | 600 |
| Madland | 13 | 11 | 1 | 57 | 3,319 | 139 | 550 | 37 | 35 | 84 | 84 | 13 | 1 | 115 | 50 | 1 | 1 | 1 | 1 | 1 | 1 | 900 |
| Eckulaka | 9 | 11 | 1 | 53 | 1,611 | 224 | 473 | 30 | 27 | 90 | 90 | 9 | 1 | 115 | 150 | 1 | 1 | 1 | 1 | 1 | 1 | 1,300 |
| Hockets | 3 | 9 | 1 | 9 | 506 | 29 | 27 | 6 | 6 | 95 | 95 | 3 | 1 | 8 | 12 | 1 | 1 | 1 | 1 | 1 | 1 | 400 |
| Kirby | 1 | 1 | 1 | 1 | 635 | 10 | 60 | 12 | 11 | 91 | 91 | 3 | 1 | 80 | 25 | 1 | 1 | 1 | 1 | 1 | 1 | 500 |
| Glenrock | 1 | 1 | 1 | 1 | 728 | 12 | 33 | 56 | 6 | 93 | 93 | 7 | 1 | 135 | 16 | 1 | 1 | 1 | 1 | 1 | 1 | 275 |
| Lee | 1 | 1 | 1 | 1 | 1,749 | 92 | 242 | 58 | 25 | 91 | 91 | 4 | 1 | 100 | 41 | 1 | 1 | 1 | 1 | 1 | 1 | 75 |
| Nos. 30 3/4, Dawson County | 4 | 1 | 1 | 20 | 701 | 12 | 81 | 6 | 6 | 90 | 90 | 4 | 1 | 20 | 14 | 1 | 1 | 1 | 1 | 1 | 1 | 100 |
| Newberry | 3 | 1 | 1 | 3 | 117 | 7 | 9 | 2 | 2 | 92 | 92 | 3 | 1 | 42 | 0 | 1 | 1 | 1 | 1 | 1 | 1 | 50 |
| Crinklan | 4 | 1 | 1 | 11 | 906 | 95 | 61 | 13 | 12 | 94 | 94 | 1 | 1 | 1 | 0 | 1 | 1 | 1 | 1 | 1 | 1 | 100 |
| Porepue | 1 | 1 | 1 | 16 | 565 | 6 | 17 | 10 | 7 | 71 | 71 | 4 | 1 | 1 | 1 | 1 | 1 | 1 | 1 | 1 | 1 | 100 |
| Hutton | 6 | 1 | 1 | 17 | 1,273 | 181 | 131 | 12 | 10 | 91 | 91 | 6 | 1 | 1 | 1 | 1 | 1 | 1 | 1 | 1 | 1 | 210 |
| Sadie | 6 | 1 | 1 | 17 | 1,273 | 172 | 181 | 12 | 10 | 91 | 91 | 6 | 1 | 1 | 1 | 1 | 1 | 1 | 1 | 1 | 1 | 210 |
| Brandenberg | 11 | 14 | 1 | 31 | 1,025 | 52 | 85 | 17 | 15 | 91 | 91 | 11 | 1 | 47 | 20 | 1 | 1 | 1 | 1 | 1 | 1 | 300 |
| Capitol | 1 | 1 | 1 | 22 | 1,871 | 13 | 95 | 18 | 17 | 95 | 95 | 1 | 1 | 64 | 36 | 1 | 1 | 1 | 1 | 1 | 1 | 300 |
| Sabra | 3 | 1 | 1 | 12 | 500 | 65 | 65 | 9 | 9 | 77 | 77 | 3 | 1 | 1 | 1 | 1 | 1 | 1 | 1 | 1 | 1 | 300 |
| Totals | 228 | 51 | 27 | 1,501 | 101,485 | 2,695 | 9,329 | 1,046 | 804 | 88 | 88 | 23 | 70 | 3,505 | \$2,017 | 13 | 11 | 1 | 1 | 1 | 1 | 69,475 |

Financial Report of the School Districts in Dawson County, Montana, for the Year Ending August 31, 1900.

| NAME OF DISTRICT | RECEIPTS | | | | | | | |
|----------------------------|----------------------------------|--|-------------------------------|----------------------------|--------------------------------------|------------------------------------|---|------------|
| | 1 | 2 | 3 | 4 | 5 | 6 | 7 | 8 |
| No. of Each District | Cash on hand Aug. 31, 1899 | Amount Apportioned to the District during the year.... | Proceeds of School Lands..... | Raised by Special Tax..... | Amount Rec'd from Sale of Bonds..... | Amount Rec'd from Premium on Bonds | Amount from All Other Sources not Named | Total..... |
| 1 Glendive..... | 320 97 | 6,061 39 | | | | | | 6,382 36 |
| 2 Belle Prairie..... | 80 11 | 320 36 | | | | | | 409 47 |
| 3 Deer Creek..... | 780 51 | 803 51 | | | | | | 1,583 02 |
| 4 Newton..... | 265 09 | 527 05 | | | | | | 601 09 |
| 5 Sidney..... | 180 57 | 298 51 | | | | 8 35 | | 788 14 |
| 6 Wibaux..... | 319 22 | 1,518 24 | | 66 190 00 | | | | 1,957 46 |
| 7 Tokau..... | 137 84 | 348 13 | | | | | | 475 97 |
| 8 Allard..... | 121 71 | 527 64 | | | | | | 649 35 |
| 9-20 Sherry..... | 5 59 | 190 81 | | | | | | 196 40 |
| 10 Bad Koute..... | | 175 97 | | | | 13 50 | | 189 47 |
| 11 Harley..... | In debt 10 85 | 552 90 | | | | | | 687 58 |
| 12 Ridgellaw..... | 131 68 | 150 11 | | | | 337 18 | | 496 29 |
| Totals..... | 2,303 20 | 11,441 32 | | 7 190 00 | | 66 339 08 | | 14,286 70 |


Statistical Report of the School Districts in Dawson County, Montana, for the Year Ending August 31, 1900.

| No. of Each District..... | NAME OF DISTRICT | CENSUS FOR APPOINTMENT OF PUBLIC FUNDS | | | | AV. SALARY PER MONTH | | STATISTICS RELATING TO COMPULSORY EDUCATION | | | NO. TEACHERS EMPLOYED AT THE SAME TIME FOR 10 WEEKS OR MORE | |
|---------------------------|--------------------|--|--------|---------------------|------|----------------------|-----------|---|---|------|---|-------|
| | | Male | Female | Under 6 yrs. of Age | Male | Female | 1 | 2 | 3 | Male | Female | Total |
| 1 | Glendive..... | 172 | 122 | 157 | 78 | 79 | \$ 135 00 | 65 | * | 1 | 1 | 2 |
| 2 | Belle Prairie..... | 6 | 11 | 9 | 3 | 6 | 0 | 35 | 1 | 1 | 2 | 2 |
| 3 | Deer Creek..... | 17 | 11 | 10 | 9 | 1 | 0 | 40 | 1 | 1 | 2 | 2 |
| 4 | Newton..... | 20 | 13 | 11 | 4 | 1 | 0 | 30 | 1 | 1 | 2 | 2 |
| 5 | Sidney..... | 33 | 16 | 15 | 7 | 8 | 0 | 50 | 1 | 1 | 2 | 2 |
| 6 | Wibaux..... | 50 | 33 | 42 | 24 | 18 | 0 | 55 | 1 | 1 | 2 | 2 |
| 7 | Tokna..... | 12 | 7 | 7 | 4 | 3 | 0 | 40 | 1 | 1 | 2 | 2 |
| 8 | Allard..... | 6 | 1 | 1 | 1 | 1 | 0 | 35 | 1 | 1 | 2 | 2 |
| 9-20 | Sherry..... | 20 | 13 | 6 | 3 | 3 | 0 | 40 | 1 | 1 | 2 | 2 |
| 10 | Bad Route..... | 5 | 10 | 4 | 3 | 1 | 0 | 40 | 1 | 1 | 2 | 2 |
| 11 | Harley..... | 14 | 20 | 12 | 6 | 6 | 0 | 45 | 1 | 1 | 2 | 2 |
| 12 | Ridgeland..... | 37 | 19 | 12 | 6 | 6 | 50 00 | 15 | 1 | 1 | 2 | 2 |
| | Totals..... | 600 | 340 | 260 | 226 | 148 | 128 88 | 57 50 | 1 | 20 | 130 | 135 |
| | | | | | | | | | | 2 | 6 | 17 |

* 2-6 years; 3=1 year.

Statistical Report of the School Districts in Dawson County—Continued.

| NAME OF DISTRICT | TIME SCHOOL WAS KEPT | | No. of Graduates from a Normal School | Whole Number Enrolled During Year | Whole Number Days of Attendance During the Year | Total Number Days' Attendance | Total No. Times Tardy | Total No. Days Absent | Average No. Belonging | Average Daily Attendance | Percentage of Attendance | No. of Months of School | No. of Visits by County Superintendent | DISTRICT LIBRARIES | | SCHOOL HOUSES | | | | | Value of School Houses, Including Site, if Any |
|------------------|----------------------|--------|---------------------------------------|-----------------------------------|---|-------------------------------|-----------------------|-----------------------|-----------------------|--------------------------|--------------------------|-------------------------|--|------------------------------------|------------------|---------------|-------|-------|-------|-------|--|
| | Days | Months | | | | | | | | | | | | No. of Volumes in District Library | Value of Library | Log | Frame | Stone | Brick | Total | |
| Glendive | 4 | | | 216 | 37,800 | 37,800 | | 360 | 210 | 210 | 90 | 9 | 6 | 0 | 0 | 1 | 1 | 1 | 1 | 1 | 50 |
| Belle Prairie | | | | 12 | 740 | 740 | 10 | 120 | 6 | 6 | 95 | 3 | 2 | 0 | 0 | 1 | 1 | 1 | 1 | 1 | 50 |
| Deer Creek | | | | 15 | 1,167 | 1,167 | | 273 | 12 | 11 | 90 | 6 | 7 | 0 | 0 | 1 | 1 | 1 | 1 | 1 | 615 |
| Newton | | | | 11 | 2,000 | 2,000 | 18 | 100 | 14 | 14 | 95 | 6 | 7 | 0 | 0 | 1 | 1 | 1 | 1 | 1 | 600 |
| Sidney | | | | 60 | 919 | 919 | 20 | 566 | 11 | 7 | 65 | 9 | 1 | 0 | 0 | 1 | 1 | 1 | 1 | 1 | 35 |
| Wilbuck | | | | 6 | 6,696 | 6,696 | 40 | 130 | 52 | 52 | 99 | 1 | 1 | 0 | 0 | 1 | 1 | 1 | 1 | 1 | 430 |
| Tokus | | | | 6 | 200 | 200 | 19 | 160 | 6 | 5 | 95 | 3 | 3 | 0 | 0 | 1 | 1 | 1 | 1 | 1 | 50 |
| Allard | | | | 6 | 980 | 980 | | | 6 | 7 | 100 | 3 | 3 | 0 | 0 | 1 | 1 | 1 | 1 | 1 | 55 |
| Sherry | | | | 13 | 1,820 | 1,820 | 20 | | 13 | 13 | 100 | 1 | 1 | 0 | 0 | 1 | 1 | 1 | 1 | 1 | 100 |
| Bad Roule | | | | 6 | 600 | 600 | | | 6 | 6 | 100 | 1 | 1 | 0 | 0 | 1 | 1 | 1 | 1 | 1 | 35 |
| Harley | | | | 10 | 1,700 | 1,700 | | 100 | 9 | 8 | 90 | 6 | 6 | 0 | 0 | 1 | 1 | 1 | 1 | 1 | 200 |
| Ridgeland | | | | 16 | 782 | 782 | 50 | 97 | 16 | 13.3 | 85 | 3 | 0 | 0 | 0 | 1 | 1 | 1 | 1 | 1 | 500 |
| Totals | 4 | 9 | 4 | 379 | 62,401 | 62,401 | 163 | 1,806 | 362 | 362 | 92 | 67 | 33 | 0 | 0 | 7 | 5 | 1 | 13 | 13 | 1,310 |



Library

University of Montana



Financial Report of the School Districts in Deer Lodge County, Montana, for the Year Ending August 31, 1900.

| No. of Each District | NAME OF DISTRICT | RECEIPTS | | | | | | | |
|----------------------|---------------------|---------------------------------|---|-------------------------------|--------------------------------|--------------------------------------|--------------------|--|------------|
| | | 1 | 2 | 3 | 4 | 5 | 6 | 7 | 8 |
| | | Cash on Hand Aug. 31, 1900..... | Amount Apportioned to District During Year..... | Proceeds of School Lands..... | Tax for bond and interest..... | Amount Rec'd From Sale of Bonds..... | Subscription | Amount From All Other Sources Not Named..... | Total..... |
| 1 | Deer Lodge..... | 925 71 | 4,416 26 | 790 50 | 1,433 99 | | 4,978 55 | | 12,545 01 |
| 2 | Race Track..... | 53 57 | 612 56 | | | | | | 666 13 |
| 3 | Snow Shoe..... | 139 96 | 138 08 | | | | | | 277 64 |
| 4 | Blackfoot..... | 1 52 | 79 04 | | | | | | 80 56 |
| 5 | Lost Creek..... | 85 20 | 622 43 | | | | | | 707 67 |
| 6 | Willow Glen..... | 194 22 | 671 84 | | | | | | 866 16 |
| 7 | Pioneer..... | 70 77 | 345 80 | | | | | | 416 57 |
| 8 | Bradley..... | 488 18 | 118 56 | | | | | | 606 74 |
| 9 | Stuart..... | 13 45 | 390 71 | *23 40 | 7,383 98 | +1,938 17 | 10,196 92 | 24 70 | 404 16 |
| 10 | Anaconda..... | 8 11 | 20,283 61 | | | | | | 42,828 92 |
| 11 | Osando..... | 323 02 | 484 12 | | | | | | 807 14 |
| 12 | Washington..... | 480 51 | 444 60 | | | | | | 925 11 |
| 13 | Clearwater..... | 523 66 | 162 92 | | | | | | 686 58 |
| 14 | Dry Cottonwood..... | 5 51 | 98 80 | | | | | | 104 31 |
| 15 | Helmsville..... | 273 24 | 810 16 | | | | | | 1,083 40 |
| 16 | Strickland..... | 31 00 | 276 64 | | | | | | 307 64 |
| 17 | Cable..... | 59 19 | 197 60 | | | | | | 256 79 |
| 18 | Woodworth..... | 210 04 | 158 08 | | | | | | 368 12 |
| 19 | Warm Springs..... | 57 56 | 484 12 | | | | | | 541 68 |
| 20 | Garrison..... | 440 69 | 337 51 | | | | | | 778 20 |
| 21 | Quinnlan..... | 179 35 | 494 00 | | | | | | 673 35 |
| 22 | Modesty..... | 74 21 | 306 28 | | | | | | 380 49 |
| 23 | Douglas..... | 77 00 | 247 00 | | | | | | 324 19 |
| 24 | Willow Creek..... | 198 56 | 424 84 | | | | | | 623 40 |
| 25 | Hoover..... | 156 96 | 414 96 | | | | | | 571 92 |

Financial Report of the School Districts in Deer Lodge County—Continued.

| No. of Each District..... | NAME OF DISTRICT | RECEIPTS | | | | | | | | | | | | |
|---------------------------|---------------------------------|----------|-----------|--------|----------|----------|-----------|-------|---|--|--|--|--|-----------|
| | | 1 | 2 | 3 | 4 | 5 | 6 | 7 | 8 | | | | | |
| | Cash on Hand Aug. 31, 1899..... | | | | | | | | | | | | | |
| 36 | Sunset..... | 52 72 | 79 04 | | | | | | | | | | | 131 76 |
| 37 | Elkhorn..... | 191 42 | 829 04 | | | | | | | | | | | 1,011 46 |
| 38 | Zoyel..... | 23 58 | 896 85 | | | | | | | | | | | 920 43 |
| 39 | Avon..... | 165 65 | 592 72 | | | | | | | | | | | 758 37 |
| 40 | Coloma..... | 7 98 | 187 32 | | | | | | | | | | | 195 30 |
| 41 | Blue-Eyed-Nellie..... | 390 79 | 476 56 | | | | | | | | | | | 867 35 |
| 42 | Gold Creek..... | 48 85 | 297 48 | | | | | | | | | | | 346 33 |
| 43 | Riverdale..... | 162 98 | 247 00 | | | | | | | | | | | 409 98 |
| 44 | Blossburg..... | 10 40 | 88 32 | | | | | | | | | | | 98 72 |
| 45 | Nevada Creek..... | 65 39 | 227 37 | | | | | | | | | | | 292 76 |
| 46 | Salmon Creek..... | 177 62 | 297 48 | | | | | | | | | | | 475 10 |
| 47 | Shanley Creek..... | | 148 20 | | | | | | | | | | | 148 20 |
| | Totals..... | 6,253 96 | 36,569 24 | 843 90 | 8,815 95 | 4,958 17 | 15,455 47 | 34 50 | | | | | | 72,293 41 |

*Special levy. †Loan from bank.

Financial Report of the School Districts in Deer Lodge County—Continued.

| NAME OF DISTRICT | DISBURSEMENTS | | | | | | | | Total..... |
|------------------|---------------------|--------------------|---------------------------|---|------------------------------------|---------------------|------------------------------|---|------------|
| | 9 | 10 | 11 | 12 | 13 | 14 | 15 | 16 | |
| | For Teachers' Wages | For Libraries..... | For School Apparatus..... | For School Houses, Sites, Fences, Out-houses, Repairs, Furniture, etc. | For Other Incidental Expenses..... | On Bonded Debt..... | Interest on Bonded Debt..... | Amount Remaining on Hand August 31, 1900..... | |
| Deer Lodge | 4,686 70 | | | 3,894 16 \$ | 1,428 01 | | | 1,210 64 \$ | 12,545 01 |
| Race Track | 398 75 | | | 90 95 | 64 60 | | | 111 52 | 666 13 |
| Snow Shoe | 530 75 | | | | | | | 66 80 | 297 64 |
| Blackfoot | 75 00 | | | | | | | 5 56 | 80 56 |
| Lost Creek | 480 00 | | | 65 75 | 22 50 | | | 139 89 | 707 64 |
| Willow Glen | 495 00 | | | | 40 30 | | | 330 80 | 866 16 |
| Pioneer | 282 00 | | 2 50 | | 5 75 | | | 126 32 | 416 57 |
| Bradley | 225 00 | | | | | | | 384 74 | 606 74 |
| Stuart | 375 00 | | 8 70 | | 8 10 | | | 12 36 | 404 16 |
| Anaconda | 16,710 60 | 50 53 | 21 28 | 541 31 | 4,153 88 | *12,560 91 | 5,433 28 | 1,197 13 | 42,858 92 |
| Ovando | 420 00 | | 11 39 | | | | | 375 15 | 807 14 |
| Washington | 450 00 | | | 26 50 | 19 75 | | | 428 86 | 925 11 |
| Clearwater | 165 00 | | | | | | | 461 58 | 636 58 |
| Dry Cottonwood | 104 00 | | | | | | | 31 81 | 104 31 |
| Helmville | 375 00 | | | | | | | 657 55 | 1,083 40 |
| Sirickland | 237 50 | | 19 35 | 4 50 | 31 50 | | | 52 54 | 307 64 |
| Cable | 200 00 | | | | 13 40 | | | 50 29 | 256 79 |
| Wadsworth | 225 00 | | | | 4 60 | | | 138 52 | 378 12 |
| Warm Springs | 490 75 | | 13 00 | 10 00 | 23 40 | | | 4 53 | 541 68 |
| Garrison | 220 00 | | 15 00 | | 23 50 | | | 519 70 | 778 20 |
| Quinlan | 225 00 | | | | 18 66 | | | 72 60 | 673 35 |
| Modesly | 275 00 | | | 327 00 | | | | 84 90 | 380 49 |
| Douglas | 190 73 | | | 9 70 | | | | 133 46 | 324 19 |
| Willow Creek | 414 00 | 15 00 | 6 65 | | 10 80 | | | 171 30 | 623 40 |
| Hoover | 175 00 | | | 1 65 | 11 80 | | | 384 47 | 571 92 |

Financial Report of the School Districts in Deer Lodge County—Continued.

| NAME OF DISTRICT | DISBURSEMENTS | | | | | | | Total..... | |
|-----------------------|---------------------|--------------------|---------------------------|--|------------------------------------|--------------------|------------------------------|---|--------------|
| | 9 | 10 | 11 | 12 | 13 | 14 | 15 | | 16 |
| | For Teachers' Wages | For Libraries..... | For School Apparatus..... | For School Houses, Sites, Fences, Out-houses, Repairs, Furniture, etc..... | For Other Incidental Expenses..... | On Bonded Debt ... | Interest on Bonded Debt..... | Amount Remaining on Hand Aug. 31, 1900..... | |
| Sunset..... | 125 00 | | | | | | | 6 76 | 131 76 |
| Elliston..... | 495 00 | | 17 85 | 23 90 | 33 00 | | | 441 71 | 1,011 46 |
| Zoyel..... | 264 44 | | | 51 80 | 13 30 | | | 03 | 329 86 |
| Avon..... | 480 00 | | 1 00 | 48 75 | 36 00 | | | 195 79 | 761 45 |
| Coloma..... | 187 00 | | | | | | | 1 00 | 188 00 |
| Blue-Eyed Nollie..... | 310 00 | | | | | | | | 188 00 |
| Gold Creek..... | 150 00 | | | 68 00 | 35 00 | | | 457 16 | 767 16 |
| Riverside..... | 225 00 | | | | 11 15 | | | 3 84 | 356 34 |
| Blossburg..... | 78 62 | | | | | | | 173 83 | 409 98 |
| Nevada Creek..... | 50 00 | | 10 00 | 17 15 | 4 00 | | | 10 20 | 78 82 |
| Shilmon Creek..... | 266 67 | | | | 5 00 | | | 211 68 | 392 83 |
| Shanley Creek..... | 140 00 | | | | | | | 113 43 | 385 10 |
| Totals..... | \$ 30,897 51 | \$ 65 53 | \$ 441 97 | \$ 5,184 21 | \$ 6,067 15 | \$ 12,560 91 | \$ 8,633 33 | \$ 8,742 00 | \$ 72,993 11 |

*To bank.

Statistical Report of the School Districts in Deer Lodge County, Montana, for the Year Ending August 31, 1900.

| NAME OF DISTRICT | CENSUS FOR APPOINTMENT OF PUBLIC FUNDS | | | | AV. SALARY PER MONTH | | STATISTICS RELATING TO COMPULSORY EDUCATION | | | NO. TEACHERS EMPLOYED AT THE SAME TIME FOR 10 WEEKS OR MORE | | |
|------------------------|--|--------|----------------------|------|----------------------|---|---|---|---|---|--------|-------|
| | Male | Female | Under 6 yrs. of Age. | Male | Female | No. children between 8 and 14 years of age residing in the district Aug. 31, 1900 | 1 | 2 | 3 | Male | Female | Total |
| 1 Deer Lodge..... | 492 | 236 | 111 | 51 | 57 | 336 | 317 | | | 1 | | 1 |
| 2 Race Track..... | 58 | 32 | 18 | 7 | 11 | 23 | 35 | | | | | 1 |
| 3 Snow Shoe..... | 17 | 9 | 1 | 1 | 3 | 9 | 3 | | 1 | | | 1 |
| 4 Blackfoot..... | 6 | 5 | 1 | 4 | 8 | 60 | | | | | | 1 |
| 5 Lost Creek..... | 60 | 35 | 24 | 9 | 15 | 30 | 30 | | | | | 1 |
| 6 Willow Glen..... | 51 | 31 | 15 | 7 | 8 | 17 | 15 | | | | | 1 |
| 7 Pioneer..... | 41 | 17 | 24 | 16 | 10 | 60 | 7 | | | | | 1 |
| 8 Bradley..... | 13 | 9 | 4 | 5 | 5 | 45 | 7 | | | | | 1 |
| 9 Stuart..... | 24 | 17 | 7 | 1 | 6 | 16 | 14 | | 2 | | | 1 |
| 10 Anaconda..... | 2,182 | 1,052 | 1,417 | 730 | 687 | 920 | 894 | | 2 | 3 | 4 | 40 |
| 11 Orando..... | 11 | 54 | 17 | 4 | 1 | 14 | 14 | | | | | 1 |
| 12 Washington..... | 35 | 19 | 14 | 10 | 4 | 16 | 14 | | | | | 1 |
| 13 Clearwater..... | 16 | 6 | 10 | 4 | 2 | 6 | 2 | | | | | 1 |
| 14 Dry Cottonwood..... | 7 | 5 | 4 | 1 | 3 | 6 | 7 | | | | | 1 |
| 15 Belleville..... | 72 | 31 | 35 | 12 | 15 | 31 | 31 | | | | | 1 |
| 16 Strickland..... | 38 | 15 | 13 | 5 | 4 | 11 | 11 | | | | | 1 |
| 17 Cable..... | 56 | 15 | 11 | 9 | 5 | 32 | 12 | | | | | 1 |
| 18 Woodworth..... | 17 | 8 | 9 | 1 | 12 | 11 | 8 | | | | | 1 |
| 19 Warm Springs..... | 45 | 23 | 19 | 7 | 12 | 24 | 22 | | | | | 1 |
| 20 Garrison..... | 36 | 20 | 16 | 10 | 7 | 9 | 8 | | | | | 1 |
| 21 Quinn..... | 48 | 27 | 21 | 9 | 3 | 12 | 11 | | | | | 1 |
| 22 Modesty..... | 28 | 10 | 19 | 11 | 8 | 15 | 15 | | | | | 1 |
| 23 Douglas..... | 21 | 13 | 8 | 3 | 1 | 18 | 13 | | | | | 1 |
| 24 Willow Creek..... | 52 | 24 | 28 | 11 | 9 | 14 | 18 | | | | | 1 |
| 25 Hoover..... | 12 | 12 | 16 | 9 | 9 | 60 | 11 | | | | | 1 |

No. of Each District.....

Statistical Report of the School Districts in Deer Lodge County—Continued.

| No. of Each District | NAME OF DISTRICT | CENSUS FOR APPOINTMENT OF PUBLIC FUNDS | | | | AV. SALARY PER MONTH | | STATISTICS RELATING TO COMPULSORY EDUCATION | | | NO. TEACHERS EMPLOYED AT THE SAME TIME FOR 10 WEEKS OR MORE | | | | |
|----------------------|-----------------------|---|---------------------|-----------|-------------|----------------------|-------------|--|---|---|---|----|------|--------|-------|
| | | Male | | Female | | Male | | Female | | 1 | 2 | 3 | Male | Female | Total |
| | | No. of Children between the Ages of 6 and 21 years..... | Under 6 yrs of Age. | Male..... | Female..... | Male..... | Female..... | No. children between 8 and 14 years of age residing in the District Aug. 31, 1900..... | No. of such Children who attended the district school for at least 12 weeks during the year ending Aug. 31, 1900..... | No. of such Children who attended private schools or were instructed at home for at least 12 weeks, during year ending Aug. 31, 1900..... | | | | | |
| 35 | Sunset..... | 14 | 4 | 1 | 3 | 40 | 40 | 5 | 5 | | | | | | 1 |
| 37 | Elliston..... | 101 | 23 | 9 | 14 | 55 | 55 | 40 | 30 | | | | | | 1 |
| 38 | Zoyel..... | 33 | 9 | 5 | 4 | 60 | 60 | 16 | 13 | | | | | | 1 |
| 39 | Avon..... | 63 | 23 | 16 | 7 | 17 | 17 | 18 | 18 | | | | | | 1 |
| 31 | Coloma..... | 19 | 6 | 2 | 2 | 17 | 17 | | | | | | | | 1 |
| 32 | Blue-Eyed-Nellie..... | 35 | 9 | 5 | 4 | 60 | 60 | 16 | 11 | | | | | | 1 |
| 33 | Gold Creek..... | 35 | 17 | 9 | 8 | 50 | 50 | 22 | 19 | | | | | | 1 |
| 37 | Riverside..... | 25 | 7 | 5 | 2 | 50 | 50 | 14 | 11 | | | | | | 1 |
| 38 | Blossburg..... | 9 | 6 | 3 | 3 | 50 | 50 | 9 | 4 | | | | | | 1 |
| 41 | Nevada Creek..... | 99 | 19 | 4 | 2 | 33 | 33 | 6 | 3 | | | | | | 1 |
| 42 | Salmon Creek..... | 99 | 10 | 4 | 6 | 35 | 35 | 16 | 15 | | | | | | 1 |
| 42 | Shanley Creek..... | 23 | 8 | 2 | 6 | 35 | 35 | 11 | 8 | | | | | | 1 |
| | Totals..... | 3,855 | 1,919 | 988 | 954 | \$ 83 | \$ 51.77 | 1,737 | 1,563 | 3 | 8 | 73 | 81 | | |

Statistical Report of the School Districts in Deer Lodge County—Continued.

| NAME OF DISTRICT | TIME SCHOOL WAS KEPT | | No. of Graduates from a Normal School | Whole Number Enrolled During Year | Whole Number Days of Attendance During the Year | Total Number Days' Attendance | Total No. Times Tardy | Total No. Days Absent | Average No. Belonging | Average Daily Attendance | Percentage of Attendance | No. of Months of School | No. of Visits by County Superintendent | DISTRICT LIBRARIES | | SCHOOL HOUSES | | | | | Value of School Houses, Including Site, if Any |
|-------------------|----------------------|--------|---------------------------------------|-----------------------------------|---|-------------------------------|-----------------------|-----------------------|-----------------------|--------------------------|--------------------------|-------------------------|--|------------------------------------|------------------|---------------|-------|-----------|-------|-------|--|
| | Days | Months | | | | | | | | | | | | No. of Volumes in District Library | Value of Library | Log | Frame | Stone | Brick | Total | |
| Sunset | 8 | 9 | 0 | 9 | 419 | 419 | 4 | 53 | 8 | 7 | 82 | 2 | 3 | 1 | 8 | 1 | 129 | | | | |
| Elliston | 6 | 10 | 0 | 44 | 4,566 | 127 | 127 | 390 | 29 | 26 | 91 | 1 | 9 | 1 | 8 | 1 | 600 | | | | |
| Zora | 6 | 10 | 0 | 23 | 2,824 | 13 | 13 | 36 | 32 | 15 | 95 | 1 | 6 | 1 | 10 | 1 | 137 | | | | |
| Arva | 5 | 17 | 0 | 37 | 2,392 | | | | 16 | 15 | 75 | 8 | 8 | 1 | 1 | 1 | 700 | | | | |
| Colona | 5 | 17 | 0 | 9 | | | | | | | | | 1 | | | | 100 | | | | |
| Blus Fyed, Nellie | 4 | 16 | 0 | 17 | 1,112 | | | | | | | | 1 | | | | 100 | | | | |
| Gold Creek | 2 | 10 | 0 | 20 | 1,620 | 9 | 9 | 520 | 15 | 12.4 | 54 | 3 | 1 | | | 1 | 250 | | | | |
| Riverside | 5 | 10 | 0 | 18 | 804.5 | 142 | 142 | 153 | 18 | 3 | 52 | 5 | 1 | | | 1 | 500 | | | | |
| Blossburg | 2 | 18 | 0 | 5 | 187.5 | 18 | 18 | 27 | 4 | 3 | 87 | 1 | 1 | | | 1 | 100 | | | | |
| Nevada Creek | 2 | 18 | 0 | 5 | 289 | 18 | 18 | 1 | 5 | 5 | 90 | 3 | 1 | | | 1 | 100 | | | | |
| Salmon Creek | 3 | 17 | 0 | 15 | 1,301 | 12 | 12 | 54 | 15 | 12 | 95 | 5 | 1 | | | 1 | 220 | | | | |
| Shanley Creek | 3 | 17 | 1 | 17 | 656 | 82 | 82 | 136 | 14 | 10 | 86 | 4 | 1 | | | 1 | 100 | | | | |
| Totals | 197 | 18 | 15 | 2,694 | 259,953 | 4,301 | 4,301 | 15,259 | 105 | 105 | 86 | 105 | 105 | 15 | 16 | 8 | 39 | \$136,102 | | | |

*1964

Financial Report of the School Districts in Fergus County—Continued.

| NAME OF DISTRICT | DISBURSEMENTS | | | | | | | Total..... | |
|-------------------------|---------------------|--------------------|----------------------|--|------------------------------------|--------------------|--------------------|---|-----------|
| | 9 | 10 | 11 | 12 | 13 | 14 | 15 | | 16 |
| | For Teachers' Wages | For Libraries..... | For School Apparatus | For School Houses, Sites, Fences, Out-houses, Repairs, Furniture, etc. | For Other Incidental Expenses..... | On Bonded Debt.... | Interest on Bonded | Amount Remaining on Hand Aug. 31, 1900..... | |
| Flat Willow..... | 300 00 | | | 51 98 | 16 00 | | | 67 24 | 835 97 |
| Grass Range..... | 300 00 | | 56 00 | | 79 48 | | | 200 55 | 641 73 |
| North Moccasin..... | 300 00 | | 3 00 | | | | | 28 29 | 331 29 |
| Roy..... | 225 00 | 5 00 | 3 80 | | 2 90 | | | 135 38 | 392 08 |
| Eliso..... | 135 00 | | | | | | | 62 03 | 197 03 |
| Lower Beaver Creek..... | 300 00 | 5 00 | 1 00 | 26 60 | 30 30 | | | 29 15 | 392 25 |
| Irene..... | 221 00 | | | | 3 53 | | | 133 31 | 357 71 |
| Lower Rock Creek..... | 280 00 | | 1 75 | 13 65 | | | | 69 40 | 370 80 |
| Upper Wolf Creek..... | 150 00 | | | | | | | 11 51 | 252 51 |
| Totals..... | 15,120 33 | 100 58 | 671 15 | 6,655 45 | 3,683 82 | | 300 00 | 8,006 11 | 34,539 31 |

Statistical Report of the School Districts in Fergus County, Montana, for the Year Ending August 31, 1900.

| NAME OF DISTRICT | CENSUS FOR APPOINTMENT OF PUBLIC FUNDS | | | AV. SALARY PER MONTH | | No. terms present Teacher has taught in District. | STATISTICS RELATING TO COMPULSORY EDUCATION. | | | NO. TEACHERS EMPLOYED AT THE SAME TIME FOR 12 WEEKS OR MORE | | |
|---------------------------------|--|----------------|------------------|-------------------------------|----------------|---|--|-----|-----|---|----------------|------------------|
| | No. of Children between the Ages of 6 and 21 years | Male | Female | Under 6 yrs. of Age | Male | | Female | 1 | 2 | 3 | Male | Female |
| 1 Lewistown | 673 | 351 | 323 | 252 | 129 | 123 \$ | 1 | 347 | 192 | 16 | 2 | 10 |
| 2 Philbrook | 25 | 12 | 13 | 9 | 4 | 101 \$ | 1 | 11 | 8 | | 1 | 1 |
| 3 Marden | 82 | 33 | 49 | 20 | 5 | 55 | | 56 | 40 | 16 | | 2 |
| 4 Cottonwood | 18 | 11 | 7 | 4 | 2 | | | 3 | 3 | | | 1 |
| 5 Maginnis | 118 | 67 | 51 | 52 | 25 | | 2 | 46 | 24 | 6 | | 3 |
| 6 Uhet | 79 | 34 | 45 | 32 | 18 | | 1 | 40 | 31 | | | 1 |
| 7 Wolf Creek | 58 | 12 | 16 | 16 | 6 | | 1 | 32 | 13 | | | 1 |
| 8 Beaver Creek | 52 | 25 | 27 | 19 | 12 | | 1 | 32 | 21 | 3 | | 1 |
| 9 Utica | 95 | 49 | 46 | 33 | 16 | | 1 | 14 | 9 | | | 1 |
| 10 Front Creek | 30 | 13 | 17 | 6 | 3 | | 1 | 14 | 18 | | | 1 |
| 11 Moccasin | 34 | 15 | 19 | 12 | 7 | | 1 | 33 | 18 | | | 1 |
| 12 Stanford | 45 | 15 | 19 | 11 | 6 | | 1 | 18 | 19 | | | 1 |
| 13 Ross' Fork | 47 | 21 | 26 | 22 | 13 | | 1 | 33 | 9 | | | 1 |
| 14 South Moccasin | 27 | 13 | 14 | 5 | 3 | | 1 | 12 | 9 | | | 1 |
| 15 De Riled | 20 | 14 | 6 | 11 | 4 | | 1 | 13 | 11 | | | 1 |
| 16 Dog Creek | 12 | 6 | 6 | 2 | 1 | | 1 | 8 | 2 | | | 1 |
| 17 Highfield | 22 | 15 | 7 | 6 | 6 | | 1 | 32 | 17 | 1 | | 1 |
| 18 Upper Cottonwood | 50 | 29 | 21 | 13 | 13 | | 1 | 38 | 38 | | | 1 |
| 19 Upper Beaver Creek | 21 | 13 | 11 | 12 | 5 | | 1 | 12 | 6 | | | 1 |
| 20 Pleasant Valley | 34 | 13 | 21 | 7 | 7 | | 1 | 13 | 13 | | | 1 |
| 21 Forest Grove | 26 | 16 | 9 | 9 | 3 | | 1 | 18 | 12 | 2 | | 1 |
| 22 Upper Rock Creek | 35 | 12 | 23 | 3 | 3 | | 1 | 14 | 12 | | | 1 |
| 23 Unincorporated | 36 | 15 | 11 | 4 | 4 | | 1 | 15 | 12 | | | 1 |
| 24 Hill Lodge | 131 | 76 | 63 | 21 | 10 | | 1 | 56 | 30 | | | 1 |
| 25 Hatbott | 3 | 4 | 5 | 1 | 1 | | 1 | 5 | 2 | | | 1 |

*3-4-2

No. of Each District

Statistical Report of the School Districts in Fergus County—Continued.

| NAME OF DISTRICT | CENSUS FOR APPOINTMENT OF PUBLIC FUNDS | | | | AV. SALARY PER MONTH | | STATISTICS RELATING TO COMPULSORY EDUCATION | | | NO. TEACHERS EMPLOYED AT THE SAME TIME FOR 12 WEEKS OR MORE | | |
|-----------------------|--|--------|---------------------|--|----------------------|-----------|---|----|----|---|--------|-------|
| | Male | Female | Under 6 yrs. of Age | No. of Children between the Ages of 6 and 21 Years | Male | Female | 1 | 2 | 3 | Male | Female | Total |
| 26 Flat Willow | 10 | 5 | 9 | 15 | 50 | 50 | 1 | 2 | 3 | 1 | 1 | 2 |
| 27 Grass Range | 24 | 15 | 12 | 30 | 50 | 50 | 1 | 2 | 3 | 1 | 1 | 2 |
| 28 North Moccasin | 3 | 5 | 4 | 6 | 50 | 50 | 1 | 2 | 3 | 1 | 1 | 2 |
| 29 Roy | 11 | 6 | 7 | 17 | 45 | 45 | 1 | 2 | 3 | 1 | 1 | 2 |
| 30 Elso | 8 | 3 | 5 | 11 | 45 | 45 | 1 | 2 | 3 | 1 | 1 | 2 |
| 31 Lower Beaver Creek | 13 | 21 | 24 | 34 | 50 | 50 | 1 | 2 | 3 | 1 | 1 | 2 |
| 32 Irene | 15 | 8 | 9 | 23 | 40 | 40 | 1 | 2 | 3 | 1 | 1 | 2 |
| 33 Lower Rock Creek | 18 | 19 | 16 | 37 | 50 | 50 | 1 | 2 | 3 | 1 | 1 | 2 |
| 34 Upper Wolf Creek | 6 | 15 | 6 | 21 | 50 | 50 | 1 | 2 | 3 | 1 | 1 | 2 |
| Totals | 995 | 949 | 723 | 1,943 | 586 | 1,180 1/2 | 7 | 54 | 31 | 975 | 665 | 49 |

No. of Each District.....



Museum

University of Montana

Financial Report of the School Districts in Flathead County—Continued.

| No. of Each District..... | NAME OF DISTRICT | RECEIPTS | | | | | | | | |
|---------------------------|--------------------|---------------------------------|---|-------------------------------|----------------------------|-------------------------------------|--|--|------------|--|
| | | 1 | 2 | 3 | 4 | 5 | 6 | 7 | 8 | |
| | | Cash on hand Aug. 31, 1899..... | Amount Apportioned to District During the Year..... | Proceeds of School Lands..... | Raised by Special Tax..... | Amount Received from Sale of Bonds. | Amount Received from Premium on Bonds..... | Amount from all Other Sources Not Named..... | Total..... | |
| 26 | Butavia..... | 2 19 | 324 00 | | | | | 1 57 | 327 76 | |
| 28 | Selish..... | 222 17 | 245 96 | | | | | 32 10 | 523 00 | |
| 29 | McGovern—1899..... | 96 82 | 330 92 | 26 00 | | | | | 452 74 | |
| 30 | Lakeside..... | 74 19 | 137 71 | | 136 79 | | | 67 10 | 415 79 | |
| 31 | Echo..... | 3 69 | 356 40 | | 171 93 | | | 10 74 | 542 67 | |
| 32 | Sylvanite..... | 51 79 | 121 50 | | | | | 58 00 | 173 29 | |
| 33 | Stillwater..... | | 39 10 | 117 17 | 230 00 | | | | 474 27 | |
| 34 | Kethan..... | | | | | | | 54 14 | 54 14 | |
| | Totals..... | 5,296 29 | 11,940 64 | 1,058 24 | 12,149 39 | 1,512 00 | | 1,096 71 | 36,091 57 | |

Financial Report of the School Districts in Flathead County—Continued.

| NAME OF DISTRICT | DISBURSEMENTS | | | | | | | Total | |
|---------------------|----------------------|--------------------|---------------------------|--|-------------------------------------|---------------------|------------------------------|---|--------------|
| | 9 | 10 | 11 | 12 | 13 | 14 | 15 | | 16 |
| | For Teachers' Wages. | For Libraries..... | For School Apparatus..... | For School Houses, Sites, Fences, Out-houses, Repairs, Furniture, etc..... | For Other Incidental Expenses | On Bonded Debt..... | Interest on Bonded Debt..... | Amount Remaining on Hand Aug. 31, 1900. | |
| Batavia | 240 00 | | | 11 10 | 26 10 | | | 52 51 | 327 76 |
| Selsh | 280 00 | | | | 3 70 | | | 132 13 | 500 23 |
| McGovern 1899 | 215 12 | | | | | | 42 00 | 206 92 | 437 71 |
| Lakeside | 148 00 | | 177 90 | | 55 45 | | | 377 80 | 415 70 |
| Echo | 349 22 | | 96 00 | | 12 79 | | | 257 00 | 519 01 |
| Sylvanite | 160 00 | | | | | | 42 00 | 60 00 | 173 90 |
| Stillwater | 90 00 | | 324 00 | | | | | 81 11 | 474 27 |
| Kuhn's | | | | | | | | | 81 11 |
| Totals. | \$ 16,539 59 | \$ 159 45 | \$ 623 92 | \$ 3,709 56 | \$ 3,298 74 | \$ 1,000 00 | \$ 2,061 00 | \$ 3,301 69 | \$ 36,091 57 |

Statistical Report of the School Districts in Flathead County, Montana, for the Year Ending August 31, 1900.

| No. of District..... | NAME OF DISTRICT | FOR APPOINTMENT OF PUBLIC FUNDS | | | | AV. SALARY PER MONTH | | Districts which built new School Houses during year.. | No. of Terms present Teacher has taught in District..... | STATISTICS RELATING TO COMPULSORY EDUCATION | | | NO. TEACHERS EMPLOYED AT THE SAME TIME FOR 12 WEEKS OR MORE | | |
|----------------------|---------------------|---------------------------------|-------------|----------------------|---|----------------------|-------------|---|--|---|-----|---|---|-------------|------------|
| | | Male..... | Female..... | Under 6 yrs. of age. | No. of Children between the Ages of 6 and 21 years..... | Male..... | Female..... | | | 1 | 2 | 3 | Male..... | Female..... | Total..... |
| 1 | Bad Rock..... | 51 | 57 | 35 | 30 | 15 | 52 | 40 | 1 | 50 | 55 | 1 | 1 | 2 | |
| 2 | Deer Park..... | 25 | 35 | 16 | 10 | 6 | 45 | 40 | 1 | 23 | 33 | 1 | 1 | 1 | |
| 3 | Fairview..... | 16 | 25 | 22 | 11 | 11 | 13 | 13 | 1 | 16 | 16 | 1 | 1 | 1 | |
| 4 | Big Fork..... | 18 | 20 | 19 | 9 | 10 | 100 | 35 | 1 | 19 | 10 | 1 | 1 | 1 | |
| 5 | Kahisnell..... | 403 | 371 | 390 | 296 | 184 | 100 | 63 | 5 | 325 | 292 | 3 | 11 | 12 | |
| 6 | Columbia Falls..... | 68 | 88 | 62 | 35 | 27 | 85 | 60 | 1 | 77 | 72 | 1 | 1 | 3 | |
| 7 | Spring Creek..... | 31 | 37 | 22 | 11 | 11 | 40 | 40 | 2 | 30 | 27 | 2 | 2 | 3 | |
| 8 | Sparks..... | 36 | 42 | 21 | 12 | 9 | 40 | 40 | 1 | 32 | 25 | 1 | 1 | 1 | |
| 9 | Creston..... | 24 | 27 | 16 | 7 | 14 | 14 | 40 | 1 | 25 | 25 | 1 | 1 | 1 | |
| 10 | Cayuse Prairie..... | 44 | 24 | 20 | 16 | 9 | 25 | 35 | 3 | 18 | 18 | 1 | 1 | 1 | |
| 11 | Egan..... | 31 | 29 | 32 | 10 | 22 | 45 | 45 | 2 | 25 | 25 | 1 | 1 | 1 | |
| 12 | Pleasant View..... | 27 | 33 | 19 | 10 | 9 | 35 | 43 | 0 | 19 | 16 | 1 | 1 | 1 | |
| 13 | Brockton..... | 9 | 13 | 30 | 11 | 9 | 35 | 35 | 1 | 9 | 9 | 1 | 1 | 1 | |
| 14 | Demersville..... | 35 | 21 | 14 | 11 | 4 | 40 | 40 | 1 | 13 | 13 | 1 | 1 | 1 | |
| 15 | Helena Flats..... | 45 | 36 | 42 | 18 | 21 | 42 | 42 | 1 | 43 | 37 | 1 | 1 | 1 | |
| 16 | Pine Grove..... | 28 | 13 | 60 | 39 | 21 | 48 | 48 | 1 | 16 | 13 | 1 | 1 | 1 | |
| 17 | Whitefish..... | 50 | 41 | 52 | 25 | 27 | 18 | 18 | 3 | 37 | 34 | 1 | 1 | 1 | |
| 18 | Spring Prairie..... | 10 | 6 | 8 | 2 | 6 | 35 | 35 | 1 | 6 | 6 | 1 | 1 | 1 | |
| 19 | Valentine..... | 11 | 7 | 5 | 2 | 2 | 35 | 35 | 1 | 9 | 9 | 1 | 1 | 1 | |
| 20 | Sedan..... | 25 | 17 | 21 | 11 | 10 | 10 | 10 | 3 | 20 | 19 | 1 | 1 | 1 | |
| 21 | Lobby..... | 86 | 78 | 89 | 43 | 46 | 70 | 52 | 2 | 76 | 70 | 1 | 2 | 3 | |
| 22 | Tobacco..... | 30 | 33 | 25 | 11 | 14 | 40 | 40 | 1 | 32 | 30 | 1 | 1 | 1 | |
| 23 | Troy..... | 39 | 19 | 24 | 11 | 14 | 60 | 60 | 2 | 23 | 12 | 1 | 1 | 1 | |
| 24 | Dayton..... | 32 | 13 | 19 | 15 | 6 | 40 | 40 | 1 | 18 | 14 | 1 | 1 | 1 | |
| 25 | Glen..... | 9 | 4 | 4 | 4 | 2 | 28 | 28 | 1 | 8 | 8 | 1 | 1 | 1 | |

Statistical Report of the School Districts in Flathead County—Continued.

| NAME OF DISTRICT | CENSUS FOR APPORTIONMENT OF PUBLIC FUNDS | | AV. SALARY PER MONTH | | No. Terms pre-ent teacher has taught in District. | STATISTICS RELATING TO COMPULSORY EDUCATION | | | NO. TEACHERS EMPLOYED AT THE SAME TIME FOR 10 WEEKS OR MORE | | |
|--------------------------|--|--------|----------------------|--------|---|---|-----|----|---|--------|-------|
| | Male | Female | Male | Female | | 1 | 2 | 3 | Male | Female | Total |
| 26. Balavia..... | 66 | 15 | 45 | 15 | 1 | 3 | 1 | 1 | 1 | 1 | 1 |
| 28. S. Fish..... | 30 | 7 | 40 | 15 | 2 | 17 | 1 | 1 | 1 | 1 | 1 |
| 29. McGovern..... | 36 | 14 | 40 | 13 | 1 | 19 | 1 | 1 | 1 | 1 | 1 |
| 30. Lakeside..... | 21 | 1 | 37 | 4 | 1 | 8 | 1 | 1 | 1 | 1 | 1 |
| 31. Erdo..... | 58 | 27 | 40 | 14 | 1 | 35 | 1 | 1 | 1 | 1 | 1 |
| 32. Sylvanite—18/89..... | 15 | 9 | 50 | 3 | 2 | 9 | 1 | 1 | 1 | 1 | 1 |
| 33. Stillwater..... | 19 | 4 | 30 | 4 | 1 | 9 | 1 | 1 | 1 | 1 | 1 |
| 34. Kuhns (New)..... | 16 | 11 | 35 | 8 | 1 | 4 | 1 | 1 | 1 | 1 | 1 |
| Totals..... | 2,415 | 1,241 | 56 | 41 | 51 | 1,072 | 949 | 32 | 12 | 41 | 49 |

No. of Each District.....

Statistical Report of the School Districts in Flathead County—Continued.

| NAME OF DISTRICT | TIME SCHOOL WAS KEPT | | No. of Pupils Attending Private Schools | No. of Private Schools | No. of Graduates from a Normal School | Whole Number Enrolled During Year | Whole Number Days of Attendance During the Year | Total Number Days' Attendance | Total No. Times Tardy | Total No. Days Absent | Average No. Belonging | Average Daily Attendance | Percentage of Attendance | No. of Months of School | No. of Visits by County Superintendent | DISTRICT LIBRARIES | | SCHOOL HOUSES | | | | | Value of School Houses, Including Site, if Any |
|------------------|----------------------|--------|---|------------------------|---------------------------------------|-----------------------------------|---|-------------------------------|-----------------------|-----------------------|-----------------------|--------------------------|--------------------------|-------------------------|--|--------------------|------------------------------------|---------------|-------|-------|-------|--------|--|
| | Days | Months | | | | | | | | | | | | | | Value of Library | No. of Volumes in District Library | Total | Brick | Stone | Frame | Log | |
| Bad Rock | 16 | 6 | | | | 77 | 5,500 | 111 | 174 | 1,546 | 49.8 | 15 | 75 | 6 | 1 | | | | | | | 1,350 | |
| Deer Park | 5 | 5 | | | | 37 | 2,750 | 116 | 229 | 559 | 37.2 | 21 | 53 | 6 | 1 | | | | | | | 600 | |
| Fairview | 5 | 16 | | | | 33 | 2,568 | 116 | 175 | 521 | 37.2 | 21 | 53 | 6 | 1 | | | | | | | 1,206 | |
| Big Fork | 4 | 38 | | | | 18 | 1,101 | 118 | 280 | 321 | 17 | 10 | 17 | 1 | 1 | | | | | | | 750 | |
| Kalispehl | 2 | 2 | | | | 522 | 67,450 | 142 | 1,103 | 2,414 | 498 | 175 | 96 | 7 | 5 | 260 | 100 | | | | | 30,000 | |
| Columbia Falls | 6 | 10 | | | | 157 | 13,122 | 130 | 226 | 1,372 | 117 | 101 | 91 | 6 | 3 | 125 | 30 | | | | | 11,000 | |
| Spring Creek | 6 | 10 | | | | 48 | 2,413 | 130 | 12 | 681 | 18 | 47 | 78 | 3 | 1 | | | | | | | 500 | |
| Spark's | 3 | 10 | | | | 47 | 2,007 | 68 | 126 | 511 | 51 | 30 | 80 | 3 | 2 | 69 | 20 | | | | | 820 | |
| Creston | 8 | 8 | | | | 45 | 1,393 | 157 | 50 | 425 | 36 | 29 | 91 | 3 | 2 | | | | | | | 100 | |
| Cayuse Prairie | 6 | 5 | | | | 31 | 2,634 | 119 | 53 | 570 | 37 | 21 | 61 | 5 | 1 | | | | | | | 300 | |
| Eagan | 5 | 5 | | | | 38 | 1,358 | 45 | 73 | 1,266 | 35 | 21 | 61 | 5 | 1 | | | | | | | 300 | |
| Pleasant View | 9 | 9 | | | | 37 | 2,315 | 177 | 105 | 296 | 33 | 26 | 89 | 9 | 2 | | | | | | | * | |
| Brookden | 3 | 6 | | | | 19 | 604 | 58 | 13 | 403 | 18 | 10 | 57 | 3 | 1 | | | | | | | 800 | |
| Demersville | 6 | 8 | | | | 28 | 1,900 | 118 | 171 | 1,104 | 19 | 16 | 63 | 6 | 2 | | | | | | | 15 | |
| Helena Flats | 5 | 5 | | | | 65 | 6,617 | 157 | 113 | 1,015 | 75.7 | 42 | 88 | 8 | 2 | | | | | | | 640 | |
| Pine Grove | 8 | 8 | | | | 38 | 1,688 | 45 | 163 | 528 | 30 | 13 | 76 | 5 | 2 | | | | | | | 625 | |
| Whitfish | 5 | 8 | | | | 65 | 4,600 | 165 | 175 | 567 | 33 | 28 | 88 | 8 | 3 | 33 | 13 | | | | | 225 | |
| Spring Prairie | 3 | 10 | | | | 21 | 753 | 58 | 36 | 451 | 11 | 13 | 62 | 3 | 1 | | | | | | | 1,850 | |
| Valentine | 5 | 32 | | | | 35 | 1,980 | 132 | 53 | 168 | 17 | 15 | 94 | 6 | 1 | | | | | | | 425 | |
| Sedan | 6 | 5 | | | | 117 | 1,777 | 140 | 1,090 | 286 | 19 | 15 | 88 | 6 | 1 | | | | | | | 300 | |
| Libby | 5 | 1 | | | | 35 | 12,180 | 140 | 1,090 | 96 | 87 | 96 | 96 | 6 | 1 | | | | | | | 5,000 | |
| Tobacco | 5 | 15 | | | | 35 | 3,345 | 113 | 298 | 194 | 33 | 29 | 87 | 5 | 1 | | | | | | | 125 | |
| Troy | 6 | 17 | | | | 32 | 3,000 | 137 | 70 | 185 | 28 | 21 | 94 | 6 | 1 | | | | | | | 650 | |
| Dayton | 3 | 9 | | | | 7 | 272 | 64 | 19 | 157 | 6 | 1 | 63 | 3 | 1 | | | | | | | 50 | |
| Glen | 3 | 3 | | | | 11 | 463 | 60 | 377 | 377 | 61 | 6 | 55 | 3 | 1 | | | | | | | 100 | |

Statistical Report of the School Districts in Flathead County—Continued.

| NAME OF DISTRICT | Value of School Houses, Including Site, if Any | SCHOOL HOUSES | | | | | DISTRICT LIBRARIES | | No. of Visits by County Superintendent..... | No. of Months of School ... | Percentage of Attendance | Average Daily Attendance.... | Average No. Belonging..... | Total No. Days Absent..... | Total No. Times Tardy..... | Total Number Days' Attendance..... | Whole Number Days of Attendance During the Year... | Whole Number Enrolled During Year | Number of Graduates from a Normal School | TIME SCHOOL WAS KEPT | | No. of Pupils Attending Private Schools | No. of Private Schools |
|---------------------|--|---------------|------------|------------|-------------|----------|-----------------------|---|---|-----------------------------|-------------------------------|------------------------------|----------------------------|----------------------------|----------------------------|------------------------------------|--|---|--|----------------------|-------------|---|------------------------------|
| | | Total..... | Brick..... | Stone..... | Frame | Log..... | Value of Library..... | No. of Volumes in District Library..... | | | | | | | | | | | | Days..... | Months..... | | |
| Barvia..... | 500 | 1 | | | | 1 | 0 | 3 | 5 | 70 | 18 | 38 | 1,207 | 293 | 78 | 2,990 | 38 | | | 5 | | 4 | |
| Selish..... | 850 | 1 | | | | | 1 | | 5 | 84 | 16 | 33 | 432 | 217 | 119 | 2,318 | 36 | | | 5 | | | |
| McGovern..... | 530 | 1 | | | | | 1 | | 5 | 78 | 68 | 41 | 853 | 49 | 148 | 2,494 | 41 | | | 5 | | | |
| Lakeside..... | 830 | 1 | | | | | 6 | | 3 | 70 | 7 | 13 | 296 | 28 | 75 | 687 | 13 | | | 6 | | | |
| Echo..... | | | | | | | 1 | | 3 | 70 | 35 | 40 | 652 | 147 | 158 | 3,975 | 40 | | 1 | 6 | | | |
| Sylvanite—1899..... | | | | | | | | | 3 | 93 | 14 | 28 | 104 | 104 | 118 | 1,488 | 28 | | | 3 | | | |
| S. J. Jwaer..... | 500 | 1 | | | | | | | 3 | 98 | 8 | 12 | 81 | 82 | 60 | 640 | 13 | | | 1 | | | |
| Kuhn's (New)..... | | | | | | | | | 1 | 98 | 8 | 8 | 20 | | 20 | 140 | 8 | | | 1 | | | |
| Totals..... | | | | | | | | | 13 | 80 | 1,306 | 1,450 | 20,916 | 4,946 | 3,698 | 162,429 | 1,786 | 6 | | 174 | 317 | 3 | 97 |

* 501's 50 + 861,274 50

Financial Report of the School Districts in Gallatin County, Montana, for the Year Ending August 31, 1900.

| No. of District..... | NAME OF DISTRICT | RECEIPTS | | | | | | | |
|----------------------|--------------------|---------------------------------|--|-------------------------------|----------------------------|--------------------------------------|--------------------------------------|--|------------|
| | | 1 | 2 | 3 | 4 | 5 | 6 | 7 | 8 |
| | | Cash on Hand Aug. 31, 1900..... | Amounts Apportioned to District During the Year..... | Proceeds of School Lands..... | Raised by Special Tax..... | Amount Rec'd from Sale of Bonds..... | Amount Rec'd from Premium on Bonds.. | Amount from all Other Sources Not Named..... | Total..... |
| 1 | Logan..... | 253 00 | 337 05 | | | | | | 590 05 |
| 2 | Weaver..... | 55 19 | 40 51 | | | | | | 95 70 |
| 3 | Manhattan..... | 8 86 | 1,493 38 | | | | | | 1,502 24 |
| 4 | Central Park..... | 29 74 | 336 30 | | | | | | 366 04 |
| 5 | East Gallatin..... | 245 28 | 616 35 | | | | | | 861 63 |
| 6 | Lane..... | 7 38 | 150 69 | | | | | | 158 07 |
| 7 | Bozeman..... | 2,089 07 | 15,857 84 | 6,375 61 | | | | | 24,322 52 |
| 8 | Elk Grove..... | 20 60 | 89 30 | | | | | | 109 90 |
| 9 | Cedar View..... | 91 32 | 478 45 | | | | | | 569 77 |
| 10 | Wilson Creek..... | | 366 83 | | | | | | 366 83 |
| 11 | Rea..... | 136 36 | 375 02 | | | | | | 511 38 |
| 12 | Dacker..... | 6 89 | 120 16 | | | | | | 127 05 |
| 13 | Caldwell..... | 136 47 | 332 55 | | | | | | 469 02 |
| 14 | Ballard..... | 76 65 | 250 50 | | | | | | 327 15 |
| 15 | Willow Creek..... | 8 61 | 462 25 | | | | | | 470 86 |
| 16 | Walker..... | 198 81 | 983 87 | | | | | | 1,182 68 |
| 17 | Reece Creek..... | 22 60 | 233 11 | | | | | | 255 71 |
| 18 | Hoffman..... | 81 37 | 162 21 | | | | | | 243 58 |
| 19 | Nelson..... | 111 44 | 312 75 | 75 56 | | | | | 499 75 |
| 20 | Spring Hill..... | 159 47 | 247 60 | 60 60 | 151 03 | | 2 50 | | 621 20 |
| 21 | Sixteen..... | | 278 96 | | | | | | 278 96 |
| 22 | Cottonwood..... | 129 90 | 233 60 | | | | | | 363 50 |
| 23 | Middle Creek..... | 36 10 | 162 30 | | | | | | 198 40 |
| 24 | Three Forks..... | 40 72 | 202 72 | | | | | | 243 44 |
| 25 | Pass Creek..... | 206 05 | 235 20 | | | | | | 441 25 |
| 26 | Mount Zion..... | 8 58 | 121 88 | | | | | | 130 46 |
| 27 | Monforton..... | 162 18 | 291 97 | | | | | 9 00 | 463 15 |
| 28 | Lower Madison..... | 77 63 | 300 05 | | | | | | 377 68 |

Financial Report of the School Districts in Gallatin County—Continued.

| No. of Each District | NAME OF DISTRICT | RECEIPTS | | | | | | | | | |
|----------------------|----------------------|----------|-----------|----------|--------|---|---|---|---|--------|-----------|
| | | 1 | 2 | 3 | 4 | 5 | 6 | 7 | 8 | | |
| 29 | Upper Madison | 375 67 | 136 25 | 33 50 | | | | | | | 551 97 |
| 30 | Heeh | | 489 53 | | | | | | | | 489 53 |
| 31 | Story's Mill | 11 24 | 227 10 | | | | | | | | 238 34 |
| 32 | Lovitch | 53 87 | 194 68 | | | | | | | | 248 55 |
| 33 | Valley View | 77 41 | 299 60 | 63 70 | | | | | | | 401 81 |
| 34 | | 20 31 | | | | | | | | | 50 31 |
| 35 | Salesville | 19 51 | 282 87 | | | | | | | 145 20 | 448 58 |
| 36 | Riverside | 3 67 | 292 72 | | | | | | | 22 50 | 228 89 |
| 37 | Fowler | 264 45 | 59 00 | 241 05 | | | | | | | 564 50 |
| 38 | Sedan | 173 97 | 286 65 | | | | | | | | 460 62 |
| 39 | Upper Bridger | 4 54 | 261 97 | | | | | | | 70 18 | 339 48 |
| 40 | Harper | 165 11 | 151 10 | | | | | | | | 316 21 |
| 41 | Anderson | 162 16 | 243 30 | | | | | | | | 405 46 |
| 42 | Camp Creek | 16 93 | 214 48 | | | | | | | | 231 41 |
| 43 | Durham | 105 46 | 315 30 | | | | | | | 3 05 | 320 81 |
| 44 | Belgrade | 1 48 | 624 10 | | 12 00 | | | | | 84 53 | 638 11 |
| 45 | Spanish Creek | 120 10 | 210 87 | | | | | | | | 330 97 |
| 46 | Reservition | 525 76 | 345 30 | | | | | | | | 871 06 |
| 47 | Madnburg | 119 99 | 227 40 | 84 53 | | | | | | | 392 92 |
| 48 | Lovyer Bridger | 120 77 | 194 63 | | | | | | | | 315 40 |
| 49 | Muir | 92 10 | 15 00 | 11 15 | | | | | | | 118 25 |
| 50 | Closonut | 52 41 | 900 20 | | | | | | | | 952 61 |
| 51 | Mountain View | 72 70 | 215 10 | | | | | | | | 287 80 |
| 52 | Little Holland | 245 43 | 291 97 | | | | | | | 265 19 | 511 59 |
| 53 | Smart | 240 82 | 359 15 | | | | | | | | 600 31 |
| 54 | Gallatin and Madison | 19 46 | 64 90 | | | | | | | 6 10 | 90 36 |
| | Totals | 7,850 29 | 31,953 26 | 6,963 65 | 634 62 | | | | | 291 08 | 47,521 87 |

Financial Report of the School Districts in Gallatin County—Continued.

| NAME OF DISTRICT | DISBURSEMENTS | | | | | | | Total..... |
|---------------------------|---------------------|--------------------|---------------------------|--|------------------------------------|---------------------|------------------------------|---|
| | 9 | 10 | 11 | 12 | 13 | 14 | 15 | |
| | For Teachers' Wages | For Libraries..... | For School Apparatus..... | For School Houses, Sites, Fences, Out-houses, Repairs, Furniture, etc..... | For Other Incidental Expenses..... | On Bonded Debt | Interest on Bonded Debt..... | Amount Remaining on Hand Aug. 31, 1900..... |
| Upper Madison..... | 317 50 | | | 18 30 | | | | 285 47 |
| Heeb..... | 300 00 | | | 125 73 | | | | 63 60 |
| Story's Mill..... | 150 00 | | | | | | | 80 71 |
| Leverich..... | 197 00 | | | 19 90 | 7 60 | | | 1 65 |
| Valley View..... | 320 00 | | | 11 40 | | | | 7 11 |
| Saleville..... | 50 31 | | | | | | | 50 31 |
| Riverside..... | 280 00 | | | 41 72 | | | | 123 86 |
| Fowler..... | 315 00 | | | 1 60 | 20 75 | | | 3 51 |
| Sedan..... | 197 83 | | | 17 35 | | | | 292 15 |
| Upper Bridger..... | 280 00 | | | 31 32 | | | | 332 97 |
| Harper..... | 160 00 | | | | | | | 530 80 |
| Anderson..... | 320 00 | | | | | | | 369 48 |
| Camp Creek..... | 120 00 | | | | | | | 159 21 |
| Durham..... | 465 00 | | | 12 75 | 18 25 | | | 24 46 |
| Belgrade..... | 585 00 | | | 11 25 | | | | 155 18 |
| Spanish Creek..... | 220 00 | | | 15 00 | 36 73 | | | 78 56 |
| Reservation..... | 517 40 | | | 160 11 | | | | 14 79 |
| Malmberg..... | 250 00 | | | 9 30 | | | | 110 97 |
| Lower Bridger..... | 100 00 | | | | | | | 287 05 |
| Chestnut..... | 333 19 | | 8 50 | | | | | 62 51 |
| Mountain View..... | 225 72 | | | | | | | 50 10 |
| Little Holland..... | 561 00 | 18 50 | | 10 40 | | | | 46 22 |
| Smart..... | 356 85 | | | | 11 30 | | | 280 45 |
| Gallatin and Madison..... | 77 61 | 12 75 | | | | | | 62 08 |
| Total..... | 29,068 45 | 61 60 | 11 80 | 2,320 03 | 2,136 36 | 2,500 00 | 1,018 79 | 5,571 81 |

Statistical Report of the School Districts in Gallatin County, Montana, for the Year Ending August 31, 1900.

| No. of Each District | NAME OF DISTRICT | CENSUS FOR APPOINTMENT OF PUBLIC FUNDS | | | | AV. SALARY PER MONTH | | STATISTICS RELATING TO COMPULSORY EDUCATION | | | NO. TEACHERS EMPLOYED AT THE SAME TIME FOR 12 WEEKS OR MORE | | |
|----------------------|------------------|--|--------|----------------------|------|----------------------|----|---|-----|------|---|-------|--|
| | | Male | Female | Under 6 yrs. of Age. | Male | Female | 1 | 2 | 3 | Male | Female | Total | |
| 1 | Logan | 17 | 25 | 30 | 15 | 15 | \$ | 21 | 23 | 23 | 1 | 1 | |
| 2 | Manhattan | 33 | 23 | 28 | 15 | 15 | 75 | 2 | 41 | 26 | 1 | 1 | |
| 3 | Central Park | 13 | 18 | 11 | 5 | 6 | 40 | 1 | 14 | 12 | 1 | 1 | |
| 4 | East Gallatin | 74 | 35 | 39 | 18 | 9 | 55 | 1 | 35 | 25 | 1 | 1 | |
| 5 | East Gallatin | 31 | 12 | 19 | 8 | 5 | 50 | 1 | 16 | 16 | 1 | 1 | |
| 6 | Lane | 1,161 | 581 | 358 | 169 | 65 | 65 | 1-14 | 613 | 613 | 2 | 19 | |
| 7 | Bozeman | 19 | 27 | 15 | 7 | 8 | 45 | 1 | 21 | 20 | 1 | 1 | |
| 8 | Cedar View | 43 | 18 | 25 | 13 | 9 | 40 | 1 | 16 | 16 | 1 | 1 | |
| 9 | Willson Creek | 41 | 27 | 14 | 5 | 1 | 50 | 1 | 10 | 10 | 1 | 1 | |
| 10 | Rea | 26 | 12 | 13 | 5 | 13 | 50 | 1 | 18 | 16 | 1 | 1 | |
| 11 | Decker | 39 | 20 | 19 | 17 | 12 | 40 | 1 | 14 | 12 | 1 | 1 | |
| 12 | Cadywell | 27 | 17 | 10 | 11 | 8 | 50 | 1 | 17 | 17 | 1 | 1 | |
| 13 | Ballard | 25 | 14 | 31 | 25 | 13 | 50 | 1 | 16 | 16 | 1 | 1 | |
| 14 | Willows Creek | 21 | 8 | 16 | 11 | 10 | 40 | 1 | 10 | 9 | 1 | 1 | |
| 15 | Walker | 33 | 10 | 23 | 8 | 3 | 5 | 1 | 18 | 16 | 1 | 1 | |
| 16 | Revere Creek | 15 | 10 | 5 | 5 | 2 | 20 | 1 | 13 | 12 | 1 | 1 | |
| 17 | Hoffman | 50 | 22 | 28 | 10 | 8 | 1 | 1 | 13 | 12 | 1 | 1 | |
| 18 | Nelson | 27 | 17 | 10 | 7 | 11 | 52 | 1 | 12 | 12 | 1 | 1 | |
| 19 | Spring Hill | 32 | 11 | 11 | 6 | 4 | 40 | 1 | 8 | 8 | 1 | 1 | |
| 20 | Sixteen | 18 | 9 | 15 | 3 | 12 | 40 | 1 | 30 | 29 | 1 | 1 | |
| 21 | Oltonwood | 20 | 12 | 8 | 3 | 3 | 35 | 1 | 20 | 20 | 1 | 1 | |
| 22 | Middle Creek | 31 | 13 | 11 | 5 | 3 | 40 | 1 | 14 | 12 | 1 | 1 | |
| 23 | Three Firs | 34 | 21 | 10 | 4 | 3 | 35 | 1 | 7 | 5 | 1 | 1 | |
| 24 | Pass Creek | 19 | 11 | 8 | 4 | 3 | 30 | 1 | 15 | 14 | 1 | 1 | |
| 25 | Mt. Zion | 35 | 18 | 17 | 13 | 10 | 40 | 1 | 15 | 15 | 1 | 1 | |
| 26 | Montforton | 27 | 11 | 13 | 4 | 6 | 45 | 1 | 16 | 16 | 1 | 1 | |
| 27 | Lower Madison | 16 | 11 | 7 | 6 | 4 | 45 | 1 | 16 | 16 | 1 | 1 | |

Statistical Report of the School Districts in Gallatin County—Continued.

| NAME OF DISTRICT | CENSUS FOR APPORTIONMENT OF PUBLIC FUNDS | | | | | | AV. SALARY PER MONTH | | STATISTICS RELATING TO COMPULSORY EDUCATION | | | NO. TEACHERS EMPLOYED AT THE SAME TIME FOR 10 WEEKS OR MORE | | |
|-------------------------|--|-------|--------|--------------------|------|--------|----------------------|--------|---|--|--|---|--------|-------|
| | No. of Children between the Ages of 6 and 21 years | Male | Female | Under 6 yrs of Age | Male | Female | Male | Female | No. children between 8 and 14 years of age residing in the District Aug. 31, 1900 | No. of such Children who attended private schools or were instructed at home for at least 12 weeks, during year ending Aug. 31, 1900 | No. of such Children who attended the district school for at least 12 weeks during the year ending Aug. 31, 1900 | Male | Female | Total |
| 29 Upper Madison | 30 | 12 | 8 | 6 | 4 | 2 | 15 | 1 | 10 | 9 | 1 | 1 | 2 | |
| 30 Heeb | 19 | 55 | 24 | 33 | 7 | 26 | 30 | 1 | 16 | 12 | 1 | 1 | 2 | |
| 31 Story's Mill | 33 | 23 | 10 | 21 | 16 | 5 | 40 | 1 | 8 | 6 | 1 | 1 | 2 | |
| 32 Leveich | 28 | 15 | 13 | 5 | 2 | 3 | 10 | 1 | 14 | 10 | 1 | 1 | 2 | |
| 33 Valley View | 40 | 23 | 17 | 15 | 12 | 3 | 10 | 1 | 17 | 15 | 1 | 1 | 2 | |
| 34 | | | | | | | | | | | | | | |
| 35 Sawville | 53 | 24 | 29 | 37 | 15 | 12 | 40 | 1 | 18 | 16 | 1 | 1 | 2 | |
| 36 Riverside | 10 | 18 | 13 | 6 | 2 | 6 | 40 | 1 | 14 | 12 | 1 | 1 | 2 | |
| 37 Fowler | 37 | 19 | 18 | 6 | 6 | 6 | 45 | 1 | 18 | 16 | 1 | 1 | 2 | |
| 38 Soda | 53 | 28 | 25 | 22 | 16 | 6 | 45 | 1 | 33 | 23 | 1 | 1 | 2 | |
| 39 Upper Bridger | 47 | 26 | 21 | 13 | 15 | 3 | 40 | 1 | 18 | 15 | 1 | 1 | 2 | |
| 40 Harper | 31 | 17 | 14 | 8 | 2 | 2 | 40 | 1 | 21 | 21 | 1 | 1 | 2 | |
| 41 Anderson | 31 | 21 | 14 | 8 | 2 | 2 | 40 | 1 | 18 | 18 | 1 | 1 | 2 | |
| 42 Camp Creek | 45 | 21 | 15 | 4 | 11 | 4 | 45 | 1 | 38 | 34 | 1 | 1 | 2 | |
| 43 Reservation | 45 | 21 | 15 | 4 | 11 | 4 | 45 | 1 | 38 | 34 | 1 | 1 | 2 | |
| 44 Belgrade | 82 | 46 | 36 | 17 | 21 | 21 | 65 | 1 | 48 | 48 | 1 | 1 | 2 | |
| 45 Spanish Creek | 21 | 10 | 11 | 4 | 3 | 3 | 40 | 1 | 38 | 34 | 1 | 1 | 2 | |
| 46 Durham | 15 | 28 | 17 | 8 | 16 | 22 | 45 | 1 | 32 | 29 | 1 | 1 | 2 | |
| 47 Mulhoberg | 22 | 12 | 10 | 6 | 5 | 1 | 45 | 1 | 10 | 10 | 1 | 1 | 2 | |
| 48 Lower Bridger | 32 | 16 | 16 | 13 | 9 | 1 | 50 | 1 | 6 | 6 | 1 | 1 | 2 | |
| 49 Muller | 46 | 1 | 1 | 1 | 1 | 1 | 40 | 1 | 85 | 80 | 1 | 1 | 2 | |
| 50 Chestnut | 126 | 53 | 67 | 42 | 22 | 20 | 55 | 1 | 40 | 40 | 1 | 1 | 2 | |
| 51 Mountain View | 30 | 10 | 11 | 7 | 13 | 13 | 35 | 1 | 18 | 12 | 1 | 1 | 2 | |
| 52 Little Bohla d | 35 | 21 | 17 | 14 | 7 | 6 | 50 | 1 | 18 | 12 | 1 | 1 | 2 | |
| 53 Smart | 46 | 21 | 21 | 21 | 11 | 10 | 45 | 1 | 20 | 20 | 1 | 1 | 2 | |
| 54 | 9 | 4 | 5 | 3 | 3 | 6 | 40 | 1 | 10 | 10 | 1 | 1 | 2 | |
| 55 Gallatin and Madison | | | | | | | | | | | | | | |
| Total | 3,692 | 1,563 | 1,469 | 1,139 | 572 | 567 | 541 | 43 | 1,580 | 1,376 | 17 | 35 | 52 | |


No. of Each District

Statistical Report of the School Districts in Gallatin County--Continued.

| NAME OF DISTRICT | TIME SCHOOL WAS KEPT | | No. of Pupils Attending Private Schools | No. of Private Schools | Value of School Houses, Including Site, if Any | SCHOOL HOUSES | | | | | Value of Library | No. of Volumes in District Library | No. of Visits by County Superintendent | No. of Months of School | Percentage of Attendance | Average Daily Attendance | Average No. Belonging | Total No. Days Absent | Total No. Times Tardy | Total Number Days' Attendance | Whole Number Days of Attendance During the Year | Whole Number Enrolled During Year | Number of Graduates from a Normal School |
|------------------|----------------------|--------|---|------------------------|--|---------------|-------|-------|-------|-----|------------------|------------------------------------|--|-------------------------|--------------------------|--------------------------|-----------------------|-----------------------|-----------------------|-------------------------------|---|-----------------------------------|--|
| | Days | Months | | | | Total | Brick | Stone | Frame | Log | | | | | | | | | | | | | |
| Logan | 12 | 7 | | | 96 | | | | | | | 2 | 7 | 94 | 30 | 33 | 181 | 293 | 3,115 | 37 | | | |
| Manhattan | 16 | 8 | | | 4,100 | | | | | 65 | 105 | 1 | 8 | 91 | 25 | 33 | 387 | 27 | 4,337 | 38 | | | |
| Central Park | 5 | 10 | | | 500 | | | | | | | 1 | 6 | 90 | 21 | 24 | 48 | 236 | 2,337 | 35 | | | |
| East Gallatin | 10 | 10 | | | 100 | | | | | | | 2 | 10 | 88 | 21 | 24 | 570 | 450 | 4,106 | 40 | | | |
| Lane | 5 | 19 | | | 610 | | | | | 20 | 35 | 2 | 6 | 86 | 16 | 19 | 300 | 60 | 1,907 | 37 | | | |
| Bozeman | 6 | 6 | | | 65,000 | | | | | 200 | 300 | 21 | 8 | 96 | 865 | 832 | 4,576 | 134 | 137,658 | 1,010 | | | |
| Cedar View | 8 | 8 | | | 100 | | | | | 35 | 35 | 2 | 9 | 90 | 30 | 33 | 540 | 75 | 5,105 | 37 | | | |
| Willson Creek | 5 | 5 | | | 400 | | | | | | | 1 | 6 | 93 | 24 | 24 | 290 | 45 | 2,692 | 34 | | | |
| R-a | 5 | 5 | | | 425 | | | | | | | 1 | 6 | 92 | 18 | 19 | 167 | 68 | 2,084 | 37 | | | |
| Decker | 6 | 6 | | | 525 | | | | | | | 2 | 6 | 95 | 10 | 10 | 109 | 75 | 1,42 | 37 | | | |
| Catdwell | 3 | 3 | | | 400 | | | | | | | 1 | 4 | 91 | 15 | 11 | 110 | 95 | 1,107 | 21 | | | |
| Ballard | 5 | 5 | | | 300 | | | | | | | 1 | 6 | 92 | 16 | 17 | 188 | 285 | 1,69 | 19 | | | |
| Willow Creek | 5 | 5 | | | 1,100 | | | | | 16 | 18 | 1 | 6 | 91 | 131 | 116 | 145 | 70 | 1,513 | 19 | | | |
| Walker | 6 | 6 | | | 300 | | | | | | | 2 | 6 | 92 | 11 | 11 | 130 | 60 | 1,380 | 20 | | | |
| Reece Creek | 5 | 5 | | | 300 | | | | | | | 1 | 6 | 92 | 11 | 11 | 130 | 40 | 1,323 | 21 | | | |
| Hoffman | 2 | 2 | | | 600 | | | | | | | 1 | 2 | 86 | 22 | 22 | 240 | 163 | 1,206 | 37 | | | |
| Nelson | 3 | 3 | | | 75 | | | | | 65 | 65 | 1 | 3 | 92 | 21 | 22 | 238 | 5 | 2,846 | 37 | | | |
| Spring Hill | 6 | 6 | | | 1,200 | | | | | 65 | 30 | 2 | 7 | 95 | 21 | 22 | 131 | 56 | 2,687 | 31 | | | |
| Sixteenwood | 6 | 6 | | | 212 | | | | | | | 1 | 7 | 88 | 8 | 8 | 78 | 22 | 975 | 16 | | | |
| Cottonwood | 6 | 11 | | | 80 | | | | | | | 1 | 4 | 93 | 10 | 11 | 175 | 30 | 1,336 | 16 | | | |
| Middle Creek | 3 | 3 | | | 1,100 | | | | | | | 1 | 3 | 92 | 13 | 13 | 132 | 48 | 1,951 | 19 | | | |
| Three Forks | 5 | 5 | | | 10 | | | | | | | 2 | 5 | 92 | 6 | 6 | 141 | 16 | 1,680 | 23 | | | |
| Pas-Creek | 5 | 5 | | | 70 | | | | | | | 2 | 5 | 93 | 11 | 11 | 112 | 30 | 1,413 | 20 | | | |
| Mt. Zion | 6 | 6 | | | 650 | | | | | | | 1 | 6 | 83 | 11 | 11 | 102 | 3 | 314 | 12 | | | |
| Monforton | 6 | 6 | | | 420 | | | | | | | 1 | 6 | 90 | 20 | 20 | 205 | 40 | 2,800 | 30 | | | |
| Lower Madison | 5 | 5 | | | 340 | | | | | | | 1 | 5 | 91 | 30 | 30 | 212 | 170 | 2,358 | 37 | | | |

Statistical Report of the School Districts in Gallatin County—Continued.

| NAME OF DISTRICT | TIME SCHOOL WAS KEPT | | No. of Pupils Attending Private Schools..... | No. of Private Schools..... | No. of Graduates from a Normal School..... | Whole Number Enrolled During Year..... | Whole Number Days of Attendance During Year..... | Total No. Days Attendance.. | Total Number Times Tardy.. | Total Number Days Absent.. | Average No. Belonging..... | Average Daily Attendance... | Percentage of Attendance.... | No. of Months of School..... | No. of Visits by County Supt. | DISTRICT LIBRARIES | | SCHOOL HOUSE | | | | | Value of School House, including Site, if Any..... |
|---------------------------|----------------------|-------------|--|-----------------------------|--|--|--|-----------------------------|----------------------------|----------------------------|----------------------------|-----------------------------|------------------------------|------------------------------|-------------------------------|-----------------------|---|--------------|------------|------------|------------|----------|--|
| | Days..... | Months..... | | | | | | | | | | | | | | Value of Library..... | No. of Volumes in District Library..... | Total..... | Brick..... | Stone..... | Frame..... | Log..... | |
| Upper Madison..... | 13 | | | | | 10 | 574 | 51 | 51 | 51 | 6 | 5 | 90 | 6 | 2 | 9 | 9 | 1 | 1 | 1 | 1 | 200 | |
| Heeb..... | 6 | | | | | 40 | 3,600 | 32 | 32 | 32 | 27 | 35 | 93 | 1 | 1 | | | | | | | 1 | 300 |
| Story's Mill..... | 6 | | | | | 15 | 654 | 130 | 130 | 130 | 13 | 11 | 92 | 3 | 1 | | | | | | | 1 | 300 |
| Leverich..... | 3 | | | | | 17 | 1,433 | 123 | 123 | 123 | 15 | 14 | 92 | 3 | 1 | | | | | | | 1 | 350 |
| Valley View..... | 7 | | | | | 31 | 4,330 | 87 | 87 | 87 | 30 | 8 | 94 | 5 | 2 | 12 | 10 | 1 | | | | 1 | 50 |
| Salesville..... | 6 | 14 | | | | 33 | 1,672 | 90 | 209 | 209 | 14 | 12 | 88 | 7 | 2 | 2 | | | | | | 30 | |
| Riverside..... | 4 | 17 | | | | 21 | 1,111 | 67 | 146 | 146 | 13 | 11 | 89 | 5 | 2 | 1 | | | | | | 305 | |
| Fowler..... | 6 | 14 | | | | 36 | 1,884 | 331 | 331 | 331 | 15 | 14 | 89 | 6 | 1 | | | | | | | 1,000 | |
| Sedon..... | 5 | 15 | | | | 39 | 2,380 | 90 | 380 | 380 | 21 | 20 | 86 | 6 | 1 | | | | | | | 1,080 | |
| Upper Bridger..... | 6 | 14 | | | | 30 | 1,318 | 95 | 163 | 163 | 11 | 9 | 89 | 7 | 1 | | | | | | | 115 | |
| Harper..... | 4 | 19 | | | | 37 | 1,297 | 20 | 105 | 105 | 14 | 13 | 92 | 5 | 1 | | | | | | | 400 | |
| Anderson..... | 4 | 17 | | | | 34 | 1,905 | 69 | 321 | 321 | 23 | 20 | 85 | 5 | 1 | | | | | | | 400 | |
| Camp Creek..... | 2 | 22 | | | | 18 | 757 | 72 | 72 | 72 | 11 | 13 | 91 | 3 | 1 | | | | | | | 3 | |
| Reservation..... | 8 | 8 | | | | 33 | 3,228 | 207 | 480 | 480 | 21 | 19 | 87 | 9 | 2 | 2 | | | | | | 100 | |
| Belgrade..... | 8 | 8 | | | | 33 | 5,739 | 40 | 678 | 678 | 33 | 33 | 89 | 9 | 2 | 2 | | | | | | 5,300 | |
| Spanish Creek..... | 4 | 15 | | | | 17 | 62 | 64 | 115 | 115 | 8 | 8 | 85 | 5 | 1 | | | | | | | 110 | |
| Durham..... | 10 | 10 | | | | 11 | 3,006 | 223 | 400 | 400 | 19 | 18 | 90 | 11 | 1 | | | | | | | 110 | |
| Malmberg..... | 6 | 10 | | | | 16 | 1,258 | 41 | 135 | 135 | 11 | 10 | 90 | 6 | 1 | | | | | | | 25 | |
| Lower Bridger..... | 4 | 7 | | | | 16 | 801 | 48 | 106 | 106 | 11 | 9 | 88 | 5 | 1 | | | | | | | 25 | |
| Muir..... | 7 | 15 | | | | 15 | 787 | 15 | 149 | 149 | 6 | 5 | 74 | 7 | 1 | | | | | | | 250 | |
| Chestnut..... | 8 | 8 | | | | 96 | 10,748 | 200 | 1,426 | 1,426 | 66 | 67 | 88 | 7 | 2 | | | | | | | 685 | |
| Mountain View..... | 8 | 8 | | | | 96 | 1,736 | 44 | 204 | 204 | 16 | 15 | 90 | 6 | 1 | | | | | | | 500 | |
| Little Holland..... | 8 | 6 | | | | 37 | 3,161 | 45 | 160 | 160 | 20 | 19 | 95 | 9 | 1 | | | | | | | 425 | |
| Spartan..... | 7 | 15 | | | | 37 | 3,255 | 121 | 149 | 149 | 22 | 21 | 95 | 7 | 2 | | | | | | | 500 | |
| Gallatin and Madison..... | 10 | 10 | | | | 13 | 1,716 | 82 | 240 | 240 | 9 | 8 | 88 | 10 | 2 | | | | | | | 25 | |
| Totals..... | 290 | 682 | | | | 2,348 | 349,356 | 4,501 | 16,292 | 1,779 | 1,432 | 90 | 90 | 337 | 94 | 827 | 9 | 610 | 13 | 37 | | 93,790 | |



*Machine Shop
Agricultural College*

Financial Report of the School Districts in Granite County—Continued.

| NAME OF DISTRICT | DISBURSEMENT | | | | | | | | | | Total | Amount Remaining on Hand August 31, 1900 | | | |
|---------------------------|--------------|--------|--------|--------|----------|----------|----|----|----|----|-------|--|--|-----------|----------|
| | 9 | 10 | 11 | 12 | 13 | 14 | 15 | 16 | 17 | 18 | | | | | |
| Phillipsburg | 6,217.50 | | 221.26 | | | | | | | | | | | 6,316.71 | 209.15 |
| Granite | 2,375.00 | | 101.65 | | | | | | | | | | | 2,012.04 | 236.20 |
| Front Creek | 315.00 | | 14.50 | | | | | | | | | | | 292.50 | 24.41 |
| Princeton | 294.62 | | 14.50 | | | | | | | | | | | 299.02 | 1.10 |
| Stone Station | 355.75 | | | 14.10 | | | | | | | | | | 355.00 | 1.75 |
| Elm Creek | 162.50 | | | | | | | | | | | | | 219.31 | 56.81 |
| Willow Creek | 150.00 | | | | | | | | | | | | | 176.07 | 26.07 |
| New Chicago | 375.00 | | 1.20 | | | | | | | | | | | 373.71 | 1.29 |
| Dreamland | 540.00 | | 10.10 | | | | | | | | | | | 499.71 | 40.29 |
| Beaumont | 400.00 | | | | | | | | | | | | | 426.00 | 26.00 |
| Hoover (Joint D. L. Co.) | | | | | | | | | | | | | | 182.41 | 182.41 |
| Valley | 200.00 | | | 30.00 | | | | | | | | | | 251.32 | 51.32 |
| Quigley | 200.00 | | | | | | | | | | | | | 21.55 | 178.45 |
| Garret | 325.50 | | | 311.71 | | | | | | | | | | 1.79 | 323.71 |
| Bohn (Joint Missoula Co.) | | | | | | | | | | | | | | 8.20 | 8.20 |
| Rock Creek | 57.50 | | | | | | | | | | | | | 57.50 | 57.50 |
| Totals | 11,415.37 | 500.00 | 551.87 | 588.34 | 1,530.31 | 1,000.00 | | | | | | | | 17,655.52 | 2,473.50 |

Statistical Report of the School Districts in Granite County, Montana, for the Year Ending August 31, 1900.

| NAME OF DISTRICT | CENSUS FOR APPOINTMENT OF PUBLIC FUNDS | | AV. SALARY PER MONTH | | STATISTICS RELATING TO COMPULSORY EDUCATION | | | NO. TEACHERS EMPLOYED AT THE SAME TIME FOR 12 WEEKS OR MORE | | |
|--------------------------------|--|--------|----------------------|--------|---|-----|----|---|--------|----|
| | Male | Female | Male | Female | 1 | 2 | 3 | Male | Female | |
| No. of Each District..... | | | | | | | | | | |
| 1 Phillipsburg | 491 | 244 | 108 | 103 | 358 | 202 | .. | 1 | 8 | 9 |
| 2 Granite | 333 | 179 | 83 | 96 | 130 | 130 | .. | 1 | 2 | 3 |
| 3 Trout Creek | 25 | 6 | 4 | 2 | 15 | 15 | .. | 1 | 1 | 1 |
| 4 Princeton | 15 | 2 | 2 | 4 | 11 | 10 | .. | .. | .. | 1 |
| 5 Stone Station | 39 | 22 | 13 | 13 | 13 | 13 | .. | .. | .. | 1 |
| 6 Flint | 42 | 23 | 11 | 6 | 11 | 10 | .. | .. | .. | 1 |
| 7 Willow Creek | 14 | 6 | 3 | 5 | 5 | 5 | .. | .. | .. | 1 |
| 8 New Chicago | 14 | 8 | 3 | 3 | 16 | 16 | .. | .. | .. | 1 |
| 9 Drummond | 52 | 29 | 20 | 11 | 31 | 31 | .. | .. | .. | 1 |
| 10 Bearmouth | 26 | 14 | 8 | 13 | 6 | 4 | .. | .. | .. | 1 |
| 11 Hooyer (Joint D. L. Co.) | 5 | 4 | 3 | 1 | 11 | 11 | .. | .. | .. | 1 |
| 12 Valley | 27 | 13 | 2 | 1 | 9 | 9 | .. | .. | .. | 1 |
| 13 Quigley | 13 | 5 | 2 | 1 | 9 | 9 | .. | .. | .. | 1 |
| 14 Garret | 60 | 30 | 18 | 23 | 31 | 30 | .. | .. | .. | 1 |
| 15 Bonita (Joint Missoula Co.) | 18 | 8 | 10 | 3 | 3 | 3 | .. | .. | .. | 1 |
| 16 Rock Creek | 20 | 10 | 4 | 4 | 11 | 11 | .. | .. | .. | 1 |
| Totals | 1,212 | 590 | 297 | 288 | 673 | 509 | .. | 3 | 33 | 26 |

No. Children between 8 and 14 years of age residing in the District Aug. 31, 1900.....

No. of such Children who attended the district school for at least 12 weeks during the year ending Aug. 31, 1900.....

No. of such children who attended private schools or were instructed at home for at least 12 wks. during year ending Aug. 31, 1900.....

No. terms present Teacher has taught in District.....

Districts which built new School Houses during year

Statistical Report of the School Districts in Granite County—Continued.

| NAME OF DISTRICT | TIMES SCHOOL WAS KEPT | | No. of Graduates from a Normal School..... | Whole Number Enrolled During Year..... | Whole Number Days of Attendance During Year..... | Total No. Days Attendance.. | Total Number Times Tardy.. | Total Number Days Absent.. | Average No. Belonging..... | Average Daily Attendance... | Percentage of Attendance.... | No. of Months of School..... | No. of Visits by County Supt. | DISTRICT LIBRARIES | | SCHOOL HOUSE | | | | | Value of School House, Including Site, if Any..... | |
|---------------------------------|-----------------------|-------------|--|--|--|-----------------------------|----------------------------|----------------------------|----------------------------|-----------------------------|------------------------------|------------------------------|-------------------------------|---|-----------------------|--------------|-------------|------------|-------------|----------|--|-----------|
| | Days..... | Months..... | | | | | | | | | | | | No. of Volumes in District Library..... | Value of Library..... | Total | Brick | Stone..... | Frame | Log..... | | |
| Phillipsburg..... | 6 | 10 | 1 | 416 | 52,292 | | 182 | 4,128 | 331 | 313. | 42 | 8.25 | 3 | 669 | 700 | 1 | 1 | 1 | 1 | 1 | 30,000 | |
| Granite..... | 9 | 10 | 2 | 213 | 15,778 | | 85 | 3,228 | 143. | 123. | 87 | 9. | 3 | 77 | 150 | 1 | 1 | 1 | 1 | 1 | 3,000 | |
| Trout Creek..... | 5 | 10 | 1 | 18 | 1,355 | | 49 | 105 | 12. | 11. | 81 | 6. | 1 | 1 | 1 | 1 | 1 | 1 | 1 | 1 | 52 | |
| Princeton..... | 5 | 10 | 1 | 13 | 1,235 | | 14 | 96 | 13. | 12. | 92 | 5.5 | 1 | 1 | 15 | 1 | 1 | 1 | 1 | 1 | 500 | |
| Stone Station..... | 5 | 10 | 1 | 51 | 1,590 | | 7 | 8 | 11. | 13. | 92 | 5.5 | 2 | 1 | 1 | 1 | 1 | 1 | 1 | 1 | 100 | |
| Flint..... | 3 | 7 | 1 | 5 | 3,127 | | 107 | 257 | 21. | 19. | 90 | 7. | 2 | 14 | 12 | 1 | 1 | 1 | 1 | 1 | 250 | |
| Willow Creek..... | 3 | 7 | 1 | 5 | 245 | | 11 | 205 | 9. | 6. | 66 | 3. | 2 | 5 | 20 | 1 | 1 | 1 | 1 | 1 | 325 | |
| New Chicago..... | 5 | 7 | 1 | 5 | 1,913 | | 1 | 341 | 23. | 19. | 87 | 3. | 2 | 103 | 75 | 1 | 1 | 1 | 1 | 1 | 1,150 | |
| Drummond..... | 5 | 7 | 1 | 16 | 1,211 | | 175 | 2,238 | 41. | 28. | 88 | 3. | 1 | 13 | 1 | 1 | 1 | 1 | 1 | 1 | 300 | |
| Bearmouth..... | 5 | 7 | 1 | 11 | 701 | | 60 | 60 | 7. | 7. | 78 | 3. | 1 | 1 | 1 | 1 | 1 | 1 | 1 | 1 | 300 | |
| Hoover (Joint D. L. Co.)..... | 5 | 7 | 1 | 11 | 969 | | 33 | 359 | 135. | 9.4 | 69 | 1.5 | 1 | 3 | 16 | 1 | 1 | 1 | 1 | 1 | 350 | |
| Valley..... | 1 | 10 | 1 | 15 | 848 | | 26 | 290 | 13. | 10.5 | 80 | 4. | 1 | 1 | 1 | 1 | 1 | 1 | 1 | 1 | 350 | |
| Quigley..... | 1 | 10 | 1 | 13 | 1,029 | | 16 | 462 | 40. | 36. | 90 | 5.5 | 1 | 537 | 30 | 1 | 1 | 1 | 1 | 1 | 450 | |
| Gardet..... | 5 | 10 | 1 | 55 | 354 | | 12 | 17 | 2.1 | 2.1 | 99 | 8.5 | 1 | 1 | 1 | 1 | 1 | 1 | 1 | 1 | 900 | |
| Bonita (Joint Misoula Co.)..... | 1 | 10 | 1 | 17 | 1,018 | | 119 | 185 | 13. | 11. | 84 | 1. | 1 | 1 | 1 | 1 | 1 | 1 | 1 | 1 | | |
| Rock Creek..... | 1 | 10 | 1 | 17 | 1,018 | | 119 | 185 | 13. | 11. | 84 | 1. | 1 | 1 | 1 | 1 | 1 | 1 | 1 | 1 | | |
| Totals..... | 95 | 17 | 12 | 933 | 91,185 | | 1,103 | 12,756 | 892. | 630. | 83 | 95.4 | 21 | 1,232 | 8,121 | 9 | 1 | 1 | 1 | 1 | 14 | 8,480,010 |

Financial Report of the School Districts in Jefferson County, Montana, for the Year Ending August 31, 1900.

| No. of Each District..... | | RECEIPTS | | | | | | | |
|---------------------------|-----------------------|---------------------------------|--|-------------------------------|--------------------------------|---------------------------------------|--------------------|--|------------|
| | | 1 | 2 | 3 | 4 | 5 | 6 | 7 | 8 |
| NAME OF DISTRICT | | Cash on Hand Aug. 31, 1899..... | Amount Apportioned to the District During the Year.. | Proceeds of School Lands..... | Tax for bond and interest..... | Amount Rec'd From Sale of Bonds. | Subscription | Amount From All Other Sources Not Named..... | Total..... |
| 1 | Lancy..... | 625 06 \$ | 1,395 90 \$ | 313 20 \$ | 1,182 50 \$ | 5,000 00 \$ | | 29 50 \$ | 8,439 16 |
| 2 | Jefferson..... | 196 73 | 65 18 | | | | | | 663 90 |
| 3 | Wicks..... | 163 68 | 115 62 | | | | | | 879 29 |
| 4 | Whitehall..... | 2,351 53 | 2,156 50 | 155 36 | 1,128 35 | | | | 6,129 14 |
| 5 | Fish Creek..... | 46 69 | 333 30 | | | | | 1,254 78 | 382 69 |
| 6 | Boulder..... | 988 13 | 2,059 18 | | 3,129 31 | | | | 7,443 69 |
| 7 | Smith's..... | 52 87 | 156 57 | | | | | | 269 39 |
| 8 | Cooper's..... | 18 59 | 67 08 | | | | | | 115 67 |
| 9 | Melstrat..... | 132 66 | 199 06 | | | | | 1 50 | 329 72 |
| 10 | Elk Park..... | 62 70 | 212 12 | | | | | | 274 62 |
| 11 | Lower Boulder..... | 90 82 | 201 21 | | | | | | 292 06 |
| 12 | Loopes..... | 183 62 | 259 51 | | | | | | 443 13 |
| 13 | Woodville..... | 1,039 60 | 2,579 06 | | | | | 1 50 | 3,409 76 |
| 14 | Elkhorn..... | 108 11 | 139 62 | | | | | | 632 93 |
| 15 | Pleasant Valley..... | 493 52 | 312 94 | | | | | | 516 46 |
| 16 | Cold Springs..... | 21 53 | 201 21 | | | | | | 222 74 |
| 17 | Gregory..... | 290 80 | 259 60 | | | | | | 451 40 |
| 18 | Mt. Hell's..... | 31 48 | 181 98 | | | | | | 1,054 40 |
| 19 | Corbin..... | 362 50 | 1,239 98 | | 54 20 | | | | 3,089 48 |
| 20 | Basin..... | 25 36 | 25 11 | | | | | | 292 50 |
| 21 | Jefferson Island..... | 70 19 | 167 10 | | | | | | 231 89 |
| 22 | Bernice..... | 398 97 | 663 72 | | | | | | 912 69 |
| 23 | Lump..... | | | | | | | | |
| Totals..... | | 7,828 21 \$ | 13,162 26 \$ | 768 96 \$ | 6,316 16 \$ | 5,000 00 \$ | | 1,287 25 \$ | 36,361 22 |

Financial Report of the School Districts in Jefferson County—Continued.

| NAME OF DISTRICT | DISBURSEMENTS | | | | | | | Total |
|------------------|---------------------|---------------|----------------------|--|-------------------------------|----------------|-------------------------|--|
| | 9 | 10 | 11 | 12 | 13 | 14 | 15 | |
| | For Teachers' Wages | For Libraries | For School Apparatus | For School Houses, Sites, Fences, Out-houses, Repairs, Furniture, etc. | For Other Incidental Expenses | On Bonded Debt | Interest on Bonded Debt | Amount Remaining on Hand August 31, 1900 |
| Clancy | \$ 1,195 00 | \$ 69 00 | \$ 2 50 | \$ 5,021 00 | \$ 371 15 | \$ | \$ | \$ 1,500 45 |
| Jefferson | 360 00 | | | 44 65 | 39 05 | | 300 00 | 100 20 |
| Wickes | 540 00 | | | 11 22 | 74 45 | | | 253 53 |
| Whitehall | 1,840 00 | 50 00 | 76 51 | 447 20 | 466 12 | | | 3,248 31 |
| Fish Creek | 54 96 | * | | 253 28 | 10 50 | | | 163 35 |
| Boulder | 2,540 00 | 62 13 | 43 00 | 511 95 | 650 40 | 500 00 | | 2,757 42 |
| Smith's | 208 00 | | | | | | | 7,443 00 |
| Muskrat | 125 00 | | | 11 18 | 3 35 | | | 104 49 |
| Elk Park | 941 50 | | | | 8 63 | | | 181 37 |
| Lower Boulder | 250 00 | | | | 2 05 | | | 325 62 |
| Hootes | 425 00 | | | 30 08 | 3 05 | | | 292 06 |
| Woodville | 1,877 00 | | 2 50 | | 21 55 | | | 162 53 |
| Elkhorn | 880 00 | | 2 70 | 129 00 | 47 25 | | | 3,400 73 |
| Pleasant Valley | 300 00 | | 2 50 | 54 35 | 18 80 | | | 51 62 |
| Cold Springs | 500 00 | | | 1 00 | 2 00 | | | 131 16 |
| Gregory | 284 35 | 11 50 | | 85 | 2 00 | | | 536 41 |
| Mitchell's | 675 00 | | 60 95 | | 16 30 | | | 8 52 |
| Corbin | 1,688 75 | 11 00 | | 12 00 | 31 46 | | | 126 25 |
| Basin | 300 00 | | | 95 31 | 121 00 | | 300 00 | 551 05 |
| Jefferson Island | 226 29 | | | 1 33 | | | | 1,133 82 |
| Bernice | 540 00 | | | 35 | 11 25 | | | 87 57 |
| Lump | | | 16 55 | | 79 40 | | | 277 04 |
| Totals | \$ 11,018 35 | \$ 236 69 | \$ 397 81 | \$ 6,628 35 | \$ 2,252 60 | \$ 500 00 | \$ 977 50 | \$ 11,542 92 |
| | | | | | | | | \$ 36,064 52 |

* Transferred to District No. 4. † Transferred to District No. 7.

Statistical Report of the School Districts in Jefferson County, Montana, for the Year Ending August 31, 1900.

| NAME OF DISTRICT | CENSUS | | | | AV. SALARY PER MONTH | | STATISTICS RELATING TO COMPULSORY EDUCATION | | NO. TEACHERS EMPLOYED AT THE SAME TIME FOR 12 WEEKS OR MORE | | | |
|---------------------|---------------------------------|----------------------|------|--------|----------------------|--------|---|---|--|------|--------|-------|
| | FOUR APPOINTMENT OF PUBLIC FUND | Under 6 yrs. of age. | Male | Female | Male | Female | No. of children between 8 and 14 years of age residing in the district Aug. 31, 1900. | No. of such children who attended the district school for at least 12 weeks during the year ending Aug. 31, 1900. | No. of such children who attended private schools or were instructed at home for at least 12 wks. during the yr. ending Aug. 31, 1900. | Male | Female | Total |
| 1 Charley | 117 | 72 | 39 | 36 | 50.00 | 75.00 | 1 | 1 | 1 | 1 | 1 | 1 |
| 2 Jefferson | 31 | 11 | 8 | 12 | 60.00 | 60.00 | 1 | 1 | 1 | 1 | 1 | 1 |
| 3 Wickes | 69 | 33 | 13 | 11 | 90.00 | 90.00 | 1 | 1 | 1 | 1 | 1 | 1 |
| 4 Whitehall | 227 | 108 | 62 | 39 | 80.00 | 60.00 | 1 | 1 | 1 | 1 | 1 | 1 |
| 5 Fish Creek | 3 | 5 | 1 | 1 | 50.00 | 50.00 | 1 | 1 | 1 | 1 | 1 | 1 |
| 6 Boulder | 205 | 113 | 39 | 31 | 100.00 | 60.00 | 1 | 1 | 1 | 1 | 1 | 1 |
| 7 Smith's | 16 | 9 | 1 | 1 | 15.00 | 15.00 | 1 | 1 | 1 | 1 | 1 | 1 |
| 8 Muskard | 12 | 6 | 4 | 1 | 15.00 | 15.00 | 1 | 1 | 1 | 1 | 1 | 1 |
| 9 Elk Park | 10 | 9 | 1 | 1 | 15.00 | 15.00 | 1 | 1 | 1 | 1 | 1 | 1 |
| 10 Lower Boulder | 20 | 10 | 1 | 1 | 15.00 | 15.00 | 1 | 1 | 1 | 1 | 1 | 1 |
| 11 Hoopes | 18 | 13 | 5 | 1 | 50.00 | 50.00 | 1 | 1 | 1 | 1 | 1 | 1 |
| 12 Woodville | 34 | 21 | 13 | 6 | 50.00 | 50.00 | 1 | 1 | 1 | 1 | 1 | 1 |
| 13 Elk Horn | 30 | 9 | 11 | 1 | 50.00 | 50.00 | 1 | 1 | 1 | 1 | 1 | 1 |
| 14 Pleasant Valley | 13 | 22 | 18 | 10 | 68.50 | 68.50 | 1 | 1 | 1 | 1 | 1 | 1 |
| 15 Cold Springs | 30 | 20 | 9 | 1 | 60.00 | 60.00 | 1 | 1 | 1 | 1 | 1 | 1 |
| 16 Gregory | 17 | 11 | 6 | 5 | 50.00 | 50.00 | 1 | 1 | 1 | 1 | 1 | 1 |
| 17 Michael's | 33 | 16 | 7 | 9 | 45.00 | 45.00 | 1 | 1 | 1 | 1 | 1 | 1 |
| 18 Corbitt | 15 | 29 | 16 | 11 | 55.00 | 55.00 | 1 | 1 | 1 | 1 | 1 | 1 |
| 19 Esler | 188 | 59 | 35 | 30 | 95.50 | 67.50 | 1 | 1 | 1 | 1 | 1 | 1 |
| 20 Jefferson Island | 22 | 10 | 12 | 1 | 40.00 | 40.00 | 1 | 1 | 1 | 1 | 1 | 1 |
| 21 Bence | 12 | 1 | 1 | 1 | 45.00 | 45.00 | 1 | 1 | 1 | 1 | 1 | 1 |
| 22 Lamp | 40 | 21 | 9 | 9 | 60.00 | 60.00 | 1 | 1 | 1 | 1 | 1 | 1 |
| Totals | 1,181 | 572 | 339 | 353 | 77.00 | 53.00 | 567 | 530 | 7 | 9 | 21 | 30 |

No. of District.....

Statistical Report of the School Districts in Jefferson County—Continued.

| NAME OF DISTRICT | TIME SCHOOL WAS KEPT | | No. of Pupils Attending Private Schools | No. of Private Schools | Number of Graduates from a Normal School | Whole Number Enrolled During Year | Whole Number Days of Attendance During the Year | Total Number Days' Attendance | Total No. Times Tardy | Total No. Days Absent | Average No. Belonging | Average Daily Attendance | Percentage of Attendance | No. of Months of School | No. of Visits by County Superintendent | DISTRICT LIBRARIES | | SCHOOL HOUSES | | | | | Value of School Houses, Including Site, if Any |
|------------------|----------------------|--------|---|------------------------|--|-----------------------------------|---|-------------------------------|-----------------------|-----------------------|-----------------------|--------------------------|--------------------------|-------------------------|--|------------------------------------|------------------|---------------|-------|-------|-------|--------|--|
| | Days | Months | | | | | | | | | | | | | | No. of Volumes in District Library | Value of Library | Total | Brick | Stone | Frame | Log | |
| Clancy | 4 | 17 1/2 | 22 | | | 69 | 8,458 | | 188 | 406 | 55 | 50 | 90 | 9 | 2 | 50 | 1 | 1 | 1 | 1 | 1 | 1,550 | |
| Jefferson | 5 | 14 | | | | 31 | 2,248 | | 45 | 257 | 23 | 19 | 89 | 6 | 1 | 60 | 1 | 1 | 1 | 1 | 1 | 1,700 | |
| Wickes | 7 | 17 | | | | 51 | 5,545 | | 170 | 2,682 | 104 | 81.5 | 87.6 | 9 | 1 | 100 | 1 | 1 | 1 | 1 | 1 | 2,000 | |
| Whitehall | 7 | 11 | | | | 121 | 11,415 1/2 | | | | | | | | | 150 | | | | | | 2,570 | |
| Fish Creek | 2 | 15 | | | | 172 | 18,657 | | 87 | 1,522 | 119 | 110 | 92.5 | 9 | 7 | 400 | 300 | 1 | 1 | 1 | 1 | 10,000 | |
| Boulder | 3 | 3 | | | | 3 | 100 | | | 18 | 3 | 3 | 90 | 3 | 1 | 1 | 1 | 1 | 1 | 1 | 1 | 50 | |
| Smith's | 2 | 17 | | | | 10 | 48 | | 8 | 124 1/2 | 11 | 10 | 90 | 8 | 1 | 1 | 1 | 1 | 1 | 1 | 1 | 50 | |
| Muskat | 2 | 14 | | | | 15 | 1,519 | | 8 | 283 1/2 | 8 | 6 | 94 | 3 | 1 | 1 | 1 | 1 | 1 | 1 | 1 | 50 | |
| Elk Park | 2 | 19 | | | | 8 | 365 1/2 | | | 113 | 13 | 12 | 92 | 6 1/2 | 1 | 1 | 1 | 1 | 1 | 1 | 1 | 50 | |
| Hoopes | 6 | 10 | | | | 19 | 1,441 | | 76 | 1,465 1/2 | 82 1/2 | 83 | 83.5 | 11 | 1 | 62 | 43 | 1 | 1 | 1 | 1 | 900 | |
| Woodville | 10 | 9 | | | | 154 | 9,322 1/2 | | 60 | 1,571 1/2 | 31 1/2 | 26.3 | 90 | 8 | 1 | 1 | 10 | 1 | 1 | 1 | 1 | 500 | |
| Elkhorn | 7 | 12 1/2 | | | | 60 | 1,330 1/2 | | 60 | 144 | 18 | 15 | 83 | 6 | 1 | 1 | 1 | 1 | 1 | 1 | 1 | 400 | |
| Pleasant Valley | 6 | 12 | | | | 21 | 1,812 | | | 144 | 18 | 15 | 83 | 6 | 1 | 1 | 1 | 1 | 1 | 1 | 1 | 500 | |
| Cold Springs | 6 | 4 | | | | 18 | 1,299 | | | 229 | 15 | 13.1 | 86 | 4 | 1 | 1 | 1 | 1 | 1 | 1 | 1 | 350 | |
| Gregory | 4 | 3 | | | | 18 | 297 1/2 | | | 47 | 9 | 5 | 60 | 3 | 1 | 1 | 1 | 1 | 1 | 1 | 1 | 300 | |
| Mitchell's | 3 | 3 | | | | 16 | 537 | | 47 | 97 1/2 | 35 | 30 | 85 | 9 | 1 | 350 | 1 | 1 | 1 | 1 | 1 | 300 | |
| Corbin | 8 | 11 | | | | 133 | 11,409 | | | 305 | 88 | 85 | 94 | 9 | 3 | 210 | 350 | 1 | 1 | 1 | 1 | 5,500 | |
| Basin | 8 | 16 | | | | 18 | 1,171 1/2 | | | 47 | 15 | 12 | 80 | 5 | 1 | 1 | 1 | 1 | 1 | 1 | 1 | 50 | |
| Jefferson Island | 3 | 17 | | | | 18 | 1,206 | | | 97 | 18 | 17 | 85 | 4 | 1 | 1 | 1 | 1 | 1 | 1 | 1 | 100 | |
| Bernice | 3 | 10 | | | | 41 | 4,795 | | | 694 | 32 | 28 | 88 | 9 | 1 | 1 | 1 | 1 | 1 | 1 | 1 | 100 | |
| Lump | 2 | 10 | | | | | | | | | | | | | | | | | | | | | |
| Totals | 126 | 10 | | | | 1,069 | 97,341 | 97,345 | 1,299 | 8,899 | 687 | 600 | 87 | * | 31 | 1,371 | 963 | 12 | 7 | 7 | 7 | 28,645 | |

* 130 1/2

Financial Report of the School Districts in Lewis and Clarke County—Continued.

| NAME OF DISTRICT | RECEIPTS | | | | | | | |
|----------------------------|---|--------------------------|-----------------------|---------------------------------|------------------------------------|---|------------|----------------------|
| | 1 | 2 | 3 | 4 | 5 | 6 | 7 | 8 |
| Cash on Hand Aug. 31, 1900 | Amounts Apportioned to District During the Year | Proceeds of School Lands | Raised by Special Tax | Amount Rec'd from Sale of Bonds | Amount Rec'd from Premium on Bonds | Amount from all Other Sources Not Named | Total | No. of Each District |
| 26 Mount Ree | 212 58 | 423 75 | | | | | 636 33 | |
| 27 Hogan | 178 87 | 673 75 | | | | | 852 62 | |
| 28 Butler | 52 88 | 678 50 | 63 00 | | | 2 00 | 796 41 | |
| 29 Stearns | 10 41 | 549 65 | | | | 33 00 | 593 06 | |
| 30 Longview | 54 49 | 240 03 | 21 84 | | | | 296 36 | |
| 32 Clough | | 434 37 | | | | | 434 37 | |
| 33 York | 452 80 | 688 59 | | | | | 1,141 39 | |
| 34 Canyon Ferry | 135 80 | 434 37 | | | | | 570 17 | |
| 35 Stickney | 98 82 | 565 47 | 52 50 | | | | 716 79 | |
| 36 Little Frickley Pear | | 378 66 | | | | | 378 66 | |
| 37 Bald Butte | 35 00 | 1,045 78 | 172 30 | | | | 1,253 08 | |
| 38 Lincoln | 221 47 | 468 53 | | | | 43 50 | 733 50 | |
| Totals | 9,810 81 \$ | 101,197 61 \$ | 6,764 23 \$ | 5,635 97 \$ | 250 00 | 1,431 30 \$ | 124,480 92 | |

Financial Report of the School Districts in Lewis and Clarke County—Continued.

| NAME OF DISTRICT | DISBURSEMENTS | | | | | | | Total | |
|--------------------------|----------------------|--------------------|---------------------------|--|------------------------------------|---------------------|------------------------------|---|------------|
| | 9 | 10 | 11 | 12 | 13 | 14 | 15 | | 16 |
| | For Teachers' Wages. | For Libraries..... | For School Apparatus..... | For School Houses, Sites, Fences, Out-houses, Repairs, Furniture, etc..... | For Other Incidental Expenses..... | On Bonded Debt..... | Interest on Bonded Debt..... | Amount Remaining on Hand Aug. 31, 1900. | |
| Mount Ree..... | 210 00 | | | | 54 28 | | | 372 05 | 626 33 |
| Hogan..... | 350 00 | | | 13 00 | 30 87 | | | 348 53 | 812 13 |
| Butler..... | 387 75 | 10 00 | 36 80 | 51 52 | 30 00 | | | 300 35 | 796 44 |
| Stearns..... | 275 00 | | | 8 30 | 12 50 | | | 297 36 | 563 06 |
| Longview..... | 350 00 | | | | 14 50 | | | 21 86 | 286 36 |
| Clough..... | 350 00 | | | 17 27 | 35 00 | | | 492 10 | 494 37 |
| York..... | 573 90 | | 13 15 | | 92 02 | | | 462 02 | 1,141 09 |
| Canyon Ferry..... | 300 00 | | | 48 85 | 32 00 | | | 369 27 | 630 17 |
| Stickney..... | 368 75 | | | | 15 00 | | | 333 04 | 716 79 |
| Little Prickly Pear..... | 150 00 | | | | 11 00 | | | 217 00 | 378 66 |
| Bald Butte..... | 621 00 | 1 70 | 76 19 | 55 30 | 118 00 | | | 311 09 | 1,253 28 |
| Lincoln..... | 530 00 | | | 155 65 | | | | 47 55 | 733 20 |
| Totals..... | 65,239 16 | 889 94 | 913 65 | 9,896 41 | 14,497 86 | | 16,565 00 | 16,548 50 | 134,486 92 |

Statistical Report of the School Districts in Lewis and Clarke County, Montana, for the Year Ending August 31, 1900.

| NAME OF DISTRICT | CENSUS FOR APPOINTMENT OF PUBLIC FUNDS | | | | AV. SALARY PER MONTH | | STATISTICS RELATING TO COMPULSORY EDUCATION. | | | NO. TEACHERS EMPLOYED AT THE SAME TIME FOR 12 WEEKS OR MORE | | | | |
|----------------------|--|--------|-------|--------|----------------------|--------|--|--|--|---|--|--|--------|-------|
| | Under 6 yrs. of Age | | Male | | Female | | No. Children between 8 and 14 years of age residing in the District Aug. 31, 1900..... | | | No. of such Children who attended the district school for at least 12 weeks during the year ending Aug. 31, 1900..... | | No. of such Children who attended private schools or were instructed at home for at least 12 weeks, during year ending Aug 31, 1900..... | | |
| | Male | Female | Male | Female | Male | Female | No. terms present Teacher has taught in District..... | Districts which built new School Houses during year. | No. Children between 8 and 14 years of age residing in the District Aug. 31, 1900..... | No. of such Children who attended the district school for at least 12 weeks during the year ending Aug. 31, 1900..... | No. of such Children who attended private schools or were instructed at home for at least 12 weeks, during year ending Aug 31, 1900..... | Male | Female | Total |
| 1 Helena..... | 3,019 | 1,421 | 1,598 | 1,153 | 643 | 556 | \$ 130 55 | \$ 80 46 | 1,372 | 1,258 | 1,372 | 4 | 46 | 50 |
| 2 Kenwood..... | 121 | 65 | 56 | 26 | 29 | 25 | 90 00 | 90 00 | | | | 1 | 1 | 1 |
| 3 Trecky Pear Valley | 43 | 20 | 23 | 16 | 9 | 7 | 57 50 | 60 00 | 20 | 16 | 20 | 1 | 1 | 1 |
| 4 Trinity..... | 14 | 6 | 8 | 4 | 4 | 6 | 60 00 | 80 00 | 8 | 7 | 8 | 1 | 1 | 1 |
| 5 Harmony..... | 56 | 33 | 23 | 13 | 10 | 9 | 83 00 | 55 00 | 25 | 23 | 25 | 1 | 1 | 1 |
| 6 College Place..... | 43 | 22 | 21 | 28 | 9 | 11 | 50 00 | 70 00 | 12 | 10 | 12 | 1 | 1 | 1 |
| 7 Rimini..... | 36 | 12 | 14 | 38 | 20 | 18 | 100 00 | 50 00 | 116 | 116 | 116 | 1 | 1 | 1 |
| 8 Middle Fork..... | 206 | 152 | 198 | 241 | 119 | 122 | 50 00 | 50 00 | 9 | 5 | 9 | 1 | 1 | 1 |
| 9 East Helena..... | 18 | 11 | 7 | 6 | 3 | 3 | 50 00 | 50 00 | 53 | 42 | 53 | 2 | 2 | 2 |
| 10 Robur..... | 41 | 46 | 45 | 32 | 13 | 17 | 104 15 | 72 31 | 365 | 297 | 365 | 2 | 2 | 2 |
| 11 Augusta..... | 501 | 258 | 245 | 343 | 123 | 130 | 50 00 | 50 00 | 34 | 22 | 34 | 1 | 1 | 1 |
| 12 Marysville..... | 64 | 32 | 32 | 39 | 19 | 20 | 55 00 | 50 00 | 13 | 13 | 13 | 1 | 1 | 1 |
| 13 Carensville..... | 10 | 6 | 4 | 4 | 3 | 3 | 50 00 | 50 00 | 18 | 18 | 18 | 1 | 1 | 1 |
| 14 Montana..... | 15 | 3 | 12 | 7 | 1 | 1 | 50 00 | 50 00 | 19 | 13 | 19 | 1 | 1 | 1 |
| 15 U. Silver..... | 3 | 20 | 15 | 7 | 3 | 4 | 50 00 | 50 00 | 5 | 2 | 5 | 1 | 1 | 1 |
| 16 Canyon..... | 32 | 7 | 16 | 5 | 3 | 2 | 55 00 | 60 00 | 7 | 7 | 7 | 1 | 1 | 1 |
| 17 Silver..... | 14 | 7 | 13 | 6 | 3 | 4 | 60 00 | 50 00 | 13 | 13 | 13 | 1 | 1 | 1 |
| 18 Fulton..... | 38 | 30 | 18 | 8 | 5 | 3 | 55 00 | 60 00 | 22 | 11 | 22 | 1 | 1 | 1 |
| 19 Guster..... | 22 | 12 | 10 | 6 | 4 | 2 | 50 00 | 50 00 | 6 | 6 | 6 | 1 | 1 | 1 |
| 20 Unionville..... | 15 | 8 | 7 | 4 | 4 | 5 | 55 00 | 50 00 | 20 | 15 | 20 | 1 | 1 | 1 |
| 21 Mitchell..... | 38 | 17 | 21 | 33 | 17 | 16 | 55 00 | 55 00 | 19 | 19 | 19 | 1 | 1 | 1 |
| 22 Dearborn..... | 40 | 22 | 18 | 15 | 9 | 9 | 50 00 | 50 00 | 15 | 15 | 15 | 1 | 1 | 1 |
| 23 Dearborn Cankon | 20 | 9 | 9 | 7 | 2 | 2 | 50 00 | 50 00 | 19 | 19 | 19 | 1 | 1 | 1 |
| 24 Baxendale..... | | | | | | | | | | | | | | |
| 25 Craig..... | | | | | | | | | | | | | | |

No. of Each District

Statistical Report of the School Districts in Lewis and Clarke County--Continued.

| NAME OF DISTRICT | CENSUS FOR APPOINTMENT OF PUBLIC FUNDS | | | | AV. SALARY PER MONTH | | STATISTICS RELATING TO COMPULSORY EDUCATION | | | NO. TEACHERS EMPLOYED AT THE SAME TIME FOR 10 WEEKS OR MORE | | |
|--|--|--------|--------------------|-------|----------------------|-------|---|-------|-------|---|-------|--|
| | Male | Female | Under 6 yrs of Age | Male | Female | 1 | 2 | 3 | Male | Female | Total | |
| No. of Each District | 12 | 5 | 9 | 2 | 52 | 2 | 2 | 3 | 1 | 1 | 2 | |
| No. of Children between the Ages of 6 and 21 years | 12 | 5 | 9 | 2 | 52 | 2 | 2 | 3 | 1 | 1 | 2 | |
| No. of Children between 8 and 14 years of age residing in the District Aug. 31, 1900 | 12 | 5 | 9 | 2 | 52 | 2 | 2 | 3 | 1 | 1 | 2 | |
| No. children between 8 and 14 years of age residing in the District Aug. 31, 1900 | 12 | 5 | 9 | 2 | 52 | 2 | 2 | 3 | 1 | 1 | 2 | |
| No. of such Children who attended private schools or were instructed at home for at least 12 weeks, during year ending Aug. 31, 1900 | 12 | 5 | 9 | 2 | 52 | 2 | 2 | 3 | 1 | 1 | 2 | |
| No. of such Children who attended the district school for at least 12 weeks during the year ending Aug. 31, 1900 | 12 | 5 | 9 | 2 | 52 | 2 | 2 | 3 | 1 | 1 | 2 | |
| No. Terms present Teacher has taught in District | 12 | 5 | 9 | 2 | 52 | 2 | 2 | 3 | 1 | 1 | 2 | |
| Districts which built new School Houses during year | 12 | 5 | 9 | 2 | 52 | 2 | 2 | 3 | 1 | 1 | 2 | |
| Male | 12 | 5 | 9 | 2 | 52 | 2 | 2 | 3 | 1 | 1 | 2 | |
| Female | 5 | 5 | 9 | 2 | 52 | 2 | 2 | 3 | 1 | 1 | 2 | |
| Male | 5 | 5 | 9 | 2 | 52 | 2 | 2 | 3 | 1 | 1 | 2 | |
| Female | 5 | 5 | 9 | 2 | 52 | 2 | 2 | 3 | 1 | 1 | 2 | |
| Average Salary | 50.00 | 50.00 | 50.00 | 50.00 | 50.00 | 50.00 | 50.00 | 50.00 | 50.00 | 50.00 | 50.00 | |
| Male | 50.00 | 50.00 | 50.00 | 50.00 | 50.00 | 50.00 | 50.00 | 50.00 | 50.00 | 50.00 | 50.00 | |
| Female | 50.00 | 50.00 | 50.00 | 50.00 | 50.00 | 50.00 | 50.00 | 50.00 | 50.00 | 50.00 | 50.00 | |
| Totals | 1,996 | 2,565 | 2,158 | 1,100 | 1,058 | 2,355 | 2,921 | 11 | 42 | 90 | | |


Statistical Report of the School Districts in Lewis and Clarke County—Continued.

| NAME OF DISTRICT | TIME SCHOOL WAS KEPT | | Number of Graduates from a Normal School | Whole Number Enrolled During Year | Whole Number Days of Attendance During the Year | Total Number Days' Attendance | Total No. Times Tardy | Total No. Days Absent | Average No. Belonging | Average Daily Attendance | Percentage of Attendance | No. of Months of School | No. of Visits by County Superintendent | DISTRICT LIBRARIES | | SCHOOL HOUSES | | | | | Value of School Houses, Including Site, if Any |
|---------------------|----------------------|--------|--|-----------------------------------|---|-------------------------------|-----------------------|-----------------------|-----------------------|--------------------------|--------------------------|-------------------------|--|---|------------------------|------------------------------------|------------------|-------|-----------|-------|--|
| | Days | Months | | | | | | | | | | | | No. of Pupils Attending Private Schools | No. of Private Schools | No. of Volumes in District Library | Value of Library | Total | Brick | Stone | |
| Helena | 9 | 9 | 9 | 2,362 | 300,023 | 179 | | | 2,362 | * | | 9 | 20 | 3,500 | \$1,000 | 1 | 9 | 10 | \$150,000 | | |
| Kenwood | 8 | 7½ | 1 | 55 | 6,302 | 172½ | | | 55 | 37.02 | | 8 | 4 | 20,000 | 1 | 1 | 1 | 1 | 20,000 | | |
| Priekly Pear Valley | 8 | 10 | | 25 | | 170 | | | 25 | 16 | | 8 | 2 | 1,300 | | | 1 | 1 | 1,300 | | |
| Trinity | 8 | 13 | 1 | 10 | 639 | 136 | | | 10 | 9.9 | | 8 | 2 | 2,500 | | | 1 | 1 | 2,500 | | |
| Harmony | 8 | 13 | | 23 | | 173 | | | 23 | 16 | | 8 | 2 | 1,300 | | | 1 | 1 | 1,300 | | |
| College Place | 8 | 13 | 1 | 31 | 1,886 | 156 | | | 31 | 27 | | 8 | 2 | 2,500 | | | 1 | 1 | 2,500 | | |
| Rimmi | 8 | 12 | | 36 | 1,519 | 115 | | | 36 | | | 8 | 2 | 1,100 | | | 1 | 1 | 1,100 | | |
| Middle Fork | 8 | 12 | | 190 | 2,483 | 188 | | | 170 | 155 | | 8 | 4 | 1,500 | | | 1 | 1 | 1,500 | | |
| East Helena | 8 | 12 | | 8 | 589 | 78 | | | 80 | 4.77 | | 8 | 2 | 1,500 | | | 1 | 1 | 1,500 | | |
| Roller | 8 | 12 | | 397 | 4,133 | 169 | | | 397 | 299 | | 8 | 2 | 5,700 | | | 1 | 1 | 5,700 | | |
| Augusta | 10 | 6 | 3 | 34 | 702 | | | | 34 | 22 | | 10 | 2 | 525 | | | 3 | 1 | 525 | | |
| Marysville | 9 | 6 | | 11 | 38 | | | | 11 | 11.5 | | 9 | 2 | 100 | | | 1 | 1 | 100 | | |
| Cartersville | 6 | 6 | | 34 | 1,401 | 119 | | | 34 | 22 | | 6 | 2 | 300 | | | 1 | 1 | 300 | | |
| Mountain | 6 | 6 | | 11 | 38 | | | | 11 | 11.5 | | 6 | 2 | 100 | | | 1 | 1 | 100 | | |
| U. Silver | 6 | 6 | | 15 | 126 | 660 | | | 12 | 7 | | 6 | 1 | 500 | | | 1 | 1 | 500 | | |
| Canyon | 6 | 6 | | 35 | 866 | | | | 32 | 14 | | 6 | 1 | 300 | | | 1 | 1 | 300 | | |
| Silver | 5 | 14 | | 35 | 1,512 | 97 | | | 32 | 19 | | 5 | 1 | 50 | | | 1 | 1 | 50 | | |
| Fulton | 3 | 17 | | 32 | 350 | 60 | | | 31 | 19 | | 3 | 1 | 300 | | | 1 | 1 | 300 | | |
| Gloster | 3 | 9 | | 4 | 1,107 | 177 | | | 23 | 17 | | 3 | 1 | 60 | | | 1 | 1 | 60 | | |
| Utioville | 3 | 9 | 1 | 36 | 1,168 | 131 | | | 12 | 10.5 | | 3 | 1 | 198 | | | 1 | 1 | 198 | | |
| Mitchell | 6 | 6 | | 11 | 978 | 130 | | | 11 | 8 | | 6 | 1 | 600 | | | 1 | 1 | 600 | | |
| Dearborn | 6 | 6 | | 32 | 1,820 | 154 | | | 32 | 12 | | 6 | 1 | 530 | | | 1 | 1 | 530 | | |
| Baxendale | 8 | 13 | | 52 | 5,095 | 131 | | | 52 | 15 | | 8 | 2 | 1,000 | | | 1 | 1 | 1,000 | | |
| Craig | 6 | 6 | | 30 | | | | | 30 | | | 6 | 2 | | | | 1 | 1 | | | |

Statistical Report of the School Districts in Lewis and Clarke County—Continued.

| NAME OF DISTRICT | TIME SCHOOL WAS KEPT | | No. of Pupils Attending Private Schools | No. of Private Schools | No. of Graduates from a Normal School | Whole Number Enrolled During Year | Whole Number Days of Attendance During the Year | Total Number Days' Attendance | Total No. Times Tardy | Total No. Days Absent | Average No. Belonging | Average Daily Attendance | Percentage of Attendance | No. of Months of School | No. of Visits by County Superintendent | DISTRICT LIBRARIES | | SCHOOL HOUSES | | | | | Value of School Houses, Including Site, if Any |
|---------------------|----------------------|--------|---|------------------------|---------------------------------------|-----------------------------------|---|-------------------------------|-----------------------|-----------------------|-----------------------|--------------------------|--------------------------|-------------------------|--|------------------------------------|------------------|---------------|-----------|----------|-----------|-----------|--|
| | Days | Months | | | | | | | | | | | | | | No. of Volumes in District Library | Value of Library | Total | Brick | Stone | Frame | Log | |
| Mount Roe | 3 | | | | | 9 | 1,616 | 60 | | | 9 | 5 | | 3 | 1 | 55 | 1 | 1 | | | | 125 | |
| Hogan | 11 | | | | | 11 | 2,153 | 217 | | | 11 | 20 | | 6 | 1 | 25 | 1 | 1 | | | | 175 | |
| Butler | 6 | 11 | | | | 27 | 1,659 | 131 | | | 27 | 16 | | 6 | 1 | 19 | 1 | 1 | | | | 350 | |
| Steudis | 6 | 15 | | | | 21 | 724 | 95 | | | 21 | 8 | | 4 | 1 | 22 | 1 | 1 | | | | 260 | |
| Longview | 4 | 15 | | | | 11 | 1,064 | 130 | | | 11 | 2 | | 4 | 1 | 19 | 1 | 1 | | | | | |
| Crough | 6 | 16 | | | | 12 | 2,337 | 160 | | | 12 | 15 | | 6 | 1 | 39 | 1 | 1 | | | | | |
| York | 6 | | | | | 23 | 1,144 | 119 | | | 23 | 4 | | 6 | 1 | | 1 | 1 | | | | 300 | |
| Canyon Ferry | 6 | | | | | 9 | 4 | 9 | | | 9 | 4 | | 6 | 1 | | | | | | | | |
| Sticney | 6 | | | | | 7 | 1,144 | 121 | | | 7 | 16 | | 6 | 1 | 30 | 1 | 1 | | | | 50 | |
| Little Prickly Pear | 3 | | | | | 6 | 269 | 176 | | | 6 | 5 | | 3 | 1 | 50 | 1 | 1 | | | | 810 | |
| Fald Butte | 8 | | | | | 19 | 4,742 | 176 | | | 19 | 27 | | 8 | 1 | 25 | 1 | 1 | | | | 100 | |
| Lancolin | 6 | | | | | 17 | | 130 | | | 17 | 12 | | 6 | 1 | | 1 | 1 | | | | 575 | |
| Silver Camp | | | | | | 17 | | | | | 17 | | | 6 | 1 | | 1 | 1 | | | | | |
| Totals | | | | | | 3,086 | 319,919 | 4,900 | | | 2,987 | | | 65 | 65 | 2,794 | 8 | 12 | 17 | 2 | 11 | 42 | \$40,380 |

*1,571.32 42,710 5,519.5 \$2,098.09



*Wood Working Shop
Agricultural College*

Financial Report of the School Districts in Madison County—Continued.

| No. of Each District.... | NAME OF DISTRICT | RECEIPTS | | | | | | |
|--------------------------|------------------------------------|----------------------------|---|--------------------------|-----------------------|---------------------------------|------------------------------------|---|
| | | 1 | 2 | 3 | 4 | 5 | 6 | 7 |
| | | Cash on Hand Aug. 31, 1899 | Amount Apportioned to Districts During Year | Proceeds of School Lands | Raised by Special Tax | Amount Rec'd From Sale of Bonds | Amount Rec'd From Premium on Bonds | Amount From All Other Sources Not Named |
| 26 | Upper Wisconsin—Sheridan | 175 61 | 329 32 | | | | | 405 93 |
| 27 | Meerose | 120 0 | 183 34 | | | | | 303 34 |
| 28 | Camden | 10 50 | 183 04 | | | | | 193 54 |
| 29 | Home Park | 5 5 | 114 40 | | | | | 120 55 |
| 30 | Blaine | 91 39 | 365 80 | | | | 50 7 | 146 65 |
| 31 | Lake View | | 194 4 | | | | | 194 48 |
| 32 | Pony | 33 51 | 343 00 | 57 40 | | | | 133 61 |
| 33 | Ennis—Wigwam | 46 59 | 317 52 | | | | | 424 11 |
| 34 | *Salesville—Joint with Gallatin 45 | | | | | | | |
| 35 | *Mondia | | | | | | | |
| 36 | Abandoned | | | | | | | |
| 37 | Rochester | 57 17 | 400 10 | | | | | 457 27 |
| 38 | Lyon | 126 86 | 205 92 | | | | | 332 78 |
| 39 | Ennis—Jack Creek | 19 08 | 217 36 | | | | | 236 44 |
| 40 | Ennis—Farrellton | | 219 00 | | | | | 219 00 |
| 41 | Parrot | 86 80 | 308 5 | | | | | 395 68 |
| 42 | Silver Star | 29 72 | 217 36 | | | | | 247 08 |
| 43 | *Mondia | | | | | | | |
| 44 | H Red Bluff—Joint with Gallatin 54 | 86 69 | 102 96 | | | | | 189 65 |
| 45 | *Munmouth | | | | | | | |
| 46 | Mayflower | 02 | 320 32 | | | | | 320 34 |
| | Totals | 6,370 43 | 29,344 63 | 1,319 92 | | | | 62,560 96 |

* No report filed.

Financial Report of the School Districts in Madison County—Continued.

| NAME OF DISTRICT | DISBURSEMENTS | | | | | | | Total | |
|-----------------------------------|---------------------|---------------|----------------------|--|-------------------------------|----------------|-------------------------|--|----------|
| | 9 | 10 | 11 | 12 | 13 | 14 | 15 | | 16 |
| | For Teachers' Wages | For Libraries | For School Apparatus | For School Houses, Sites, Fences, Out-houses, Repairs, Furniture, etc. | For Other Incidental Expenses | On Bonded Debt | Interest on Bonded Debt | Amount Remaining on Hand August 31, 1900 | |
| Upper Wisconsin—Sheridan | 275 00 | | | 11 80 | 6 00 | | | 963 13 | 195 93 |
| Melrose | 120 00 | | | | 10 00 | | | 165 79 | 363 04 |
| Camden | 140 00 | 7 25 | | | 7 90 | | | 45 34 | 193 21 |
| Home Park | 114 00 | | | | 6 28 | | | | 120 28 |
| Blaine | 225 00 | 13 85 | | 29 12 | 46 50 | | | 81 56 | 446 03 |
| Lake View | 109 00 | 7 50 | | | 10 00 | | | 67 98 | 194 48 |
| Pony | 300 00 | | | | 32 70 | | | 100 91 | 133 61 |
| Edin—Wigwam | 120 00 | | | 37 55 | | | | 276 56 | 124 11 |
| *Salsville—Joint with Gallatin 45 | | | | | | | | | |
| *Montida | | | | | | | | | |
| Abandoned | | | | | | | | | |
| Rochester | 275 00 | 17 59 | | 13 85 | 53 25 | | | 38 18 | 427 87 |
| Lyon | 120 00 | 11 93 | | | 8 60 | | | 161 45 | 332 78 |
| Edin—Jack Creek | 101 25 | 14 15 | 27 80 | | | | | 21 04 | 236 11 |
| Edin—Farrellton | 160 00 | 10 00 | 4 00 | 4 00 | 2 00 | | | 45 00 | 219 00 |
| Parrot | 240 00 | | | 4 00 | | | | 129 78 | 395 68 |
| Silver Spur | 169 00 | | 17 40 | | 9 00 | | | 87 08 | 217 68 |
| *Mound | | | | | | | | | |
| Red Bluff—Joint with Gallatin 54 | 172 39 | 12 15 | | | | | | 4 51 | 189 65 |
| *Mammoth | | | | | | | | | |
| Mayflower | 358 00 | | | 31 25 | 18 50 | | | 9 40 | 320 34 |
| Totals | 11,971 61 | 112 06 | 51 05 | 2,111 39 | 2,239 41 | | | 8,333 32 | 2,451 81 |

*No report filed.

§Private fund.

Statistical Report of the School Districts in Madison County, Montana, for the Year Ending August 31, 1900.

| NAME OF DISTRICT | CENSUS FOR APPORTIONMENT OF PUBLIC FUNDS | | | | AV. SALARY PER MONTH | | Districts which built new School Houses during year. | No. Terms present teacher has taught in District. | STATISTICS RELATING TO COMPULSORY EDUCATION | | | NO. TEACHERS EMPLOYED AT THE SAME TIME FOR 10 WEEKS OR MORE | |
|---------------------|--|------|--------|---------------------|----------------------|--------|--|---|---|--|---|---|--------|
| | No. of Children between the Ages of 6 and 21 years | Male | Female | Under 6 yrs. of Age | Male | Female | | | No. children between 8 and 14 years of age residing in the district Aug. 31, 1900 | No. of such Children who attended the district school for at least 12 weeks during the year ending Aug. 31, 1900 | No. of such children who attended private schools or were instructed at home for at least 12 weeks during the year ending Aug. 31, 1900 | Male | Female |
| 1 Virginia City | 180 | 88 | 92 | 71 | 37 | 34 | \$195.50 | * | 71 | 64 | 3 | 3 | |
| 2 Laurin | 333 | 12 | 321 | 6 | 13 | 19 | 50.00 | 1 | 14 | 5 | 1 | 1 | |
| 3 Adobetown | 73 | 39 | 30 | 35 | 17 | 18 | 35.00 | 1 | 11 | 11 | 1 | 1 | |
| 4 Laurin | 88 | 43 | 45 | 31 | 14 | 14 | 65.00 | 9 | 30 | 16 | 1 | 1 | |
| 5 Sheridan | 182 | 90 | 92 | 81 | 35 | 46 | 85.00 | 8 | 91 | 90 | 2 | 3 | |
| 6 Galaxan | 41 | 23 | 34 | 17 | 7 | 10 | 50.00 | 1 | 30 | 20 | 1 | 1 | |
| 7 Twin Bridges | 132 | 72 | 60 | 48 | 23 | 25 | 65.00 | 1 | 60 | 60 | 1 | 1 | |
| 8 Brandon | 26 | 13 | 13 | 11 | 6 | 8 | 50.00 | 1 | 13 | 13 | 1 | 1 | |
| 9 N.orris | 70 | 43 | 27 | 36 | 13 | 13 | 80.00 | 1 | 49 | 12 | 1 | 1 | |
| 10 Ennis | 49 | 35 | 24 | 13 | 5 | 8 | 30.00 | 2 | 11 | 11 | 2 | 3 | |
| 11 Pony | 150 | 64 | 86 | 73 | 30 | 43 | 75.00 | 2 | 48 | 45 | 1 | 1 | |
| 12 Blaine | 17 | 9 | 8 | 4 | 1 | 4 | 40.00 | 1 | 6 | 5 | 1 | 1 | |
| 13 Meadow Creek | 74 | 38 | 36 | 36 | 11 | 25 | 50.00 | 4 | 38 | 13 | 1 | 1 | |
| 14 Ennis | 46 | 22 | 24 | 16 | 7 | 9 | 50.00 | 1 | 18 | 18 | 1 | 1 | |
| 15 Laurin | 35 | 14 | 21 | 13 | 6 | 7 | 75.00 | 1 | 32 | 22 | 1 | 1 | |
| 16 Red Bluff | 51 | 27 | 24 | 23 | 11 | 12 | 75.00 | 1 | 31 | 14 | 1 | 1 | |
| 17 Silver Star | 40 | 19 | 21 | 23 | 8 | 15 | 55.00 | 1 | 33 | 29 | 1 | 1 | |
| 18 Iron Rod | 30 | 19 | 11 | 4 | 3 | 1 | 50.00 | 1 | 16 | 16 | 1 | 1 | |
| 19 Waterloo | 60 | 34 | 26 | 9 | 5 | 4 | 75.00 | 1 | 34 | 15 | 1 | 1 | |
| 20 Pageville | 35 | 21 | 14 | 11 | 8 | 3 | 40.00 | 1 | 18 | 12 | 1 | 1 | |
| 21 Jefferson Island | 56 | 25 | 31 | 29 | 12 | 11 | 70.00 | 5 | 25 | 25 | 31 | 1 | |
| 22 Sheridan | 33 | 31 | 22 | 19 | 11 | 8 | 60.00 | 1 | 31 | 31 | 31 | 1 | |
| 23 Harrison | 60 | 33 | 27 | 28 | 16 | 12 | 50.00 | 1 | 32 | 22 | 1 | 1 | |
| 24 Pageville | 31 | 18 | 13 | 10 | 7 | 3 | 45.00 | 1 | 9 | 9 | 1 | 1 | |
| 25 Home Park | 30 | 15 | 15 | 21 | 11 | 13 | No Report Filed | 1 | 9 | 9 | 1 | 1 | |

No. of Each District.....

Statistical Report of the School Districts in Madison County—Continued.

| NAME OF DISTRICT | CENSUS FOR APPOINTMENT OF PUBLIC FUNDS | | | | AV. SALARY PER MONTH | | No. terms present Teacher has taught in District. | STATISTICS RELATING TO COMPULSORY EDUCATION | | | NO. TEACHERS EMPLOYED AT THE SAME TIME FOR 12 WEEKS OR MORE | | |
|-------------------------------|---|-----------|-------------|----------------------|----------------------|-------------|---|---|-------|-------|---|-------------|------------|
| | No. of Children between the Ages of 6 and 21 years..... | Male..... | Female..... | Under 6 yrs. of Age. | Male..... | Female..... | | 1 | 2 | 3 | Male..... | Female..... | Total..... |
| 25 Upper Wisconsin..... | 23 | 10 | 13 | 17 | 10 | 7 | 3 m | 23 | 14 | | | | |
| 26 Melrose..... | 12 | 6 | 6 | 4 | 4 | 4 | 40 00 | 5 | 3 | | | | |
| 27 Cameron..... | 18 | 10 | 8 | 9 | 5 | 4 | 35 00 | 18 | 12 | | | | |
| 28 Home Park..... | 20 | 10 | 10 | 1 | | | 45 00 | 4 | 4 | | | | |
| 29 Blaine..... | 3 | 12 | 18 | 10 | 5 | 5 | 30 00 | 18 | 15 | | | | |
| 30 Lake View..... | 21 | 11 | 10 | 17 | 9 | 8 | 40 00 | 6 | 6 | | | | |
| 31 Pony..... | 43 | 20 | 23 | 10 | 3 | 7 | 40 00 | 11 | 12 | | | | |
| 32 Ennis—Wigwam District..... | 32 | 18 | 14 | 20 | 10 | 10 | 40 00 | 12 | 5 | | | | |
| 33 Salesville..... | 12 | 4 | 8 | 2 | | | | | | | | | |
| 34 Monida..... | 52 | 30 | 22 | 26 | 13 | 13 | | | | | | | |
| 35 Abandoned..... | | | | | | | | | | | | | |
| 36 Rochester..... | 45 | 21 | 24 | 20 | 12 | 8 | 55 00 | 23 | 13 | | | | |
| 37 Lyon..... | 10 | 9 | 10 | 9 | 4 | 5 | 30 00 | | | | | | |
| 38 Ennis..... | 18 | 12 | 6 | 8 | 5 | 5 | 45 00 | 6 | 6 | | | | |
| 39 Ennis..... | 30 | 11 | 9 | 7 | 2 | 5 | | 11 | 11 | | | | |
| 40 Ennis..... | 28 | 14 | 14 | 22 | 11 | 11 | 60 00 | 19 | 19 | | | | |
| 41 Parrot Star..... | 27 | 7 | 15 | 12 | 9 | 6 | 40 00 | 14 | 14 | | | | |
| 42 Silver Star..... | 27 | 5 | 15 | 4 | 2 | 7 | 45 00 | 4 | 4 | | | | |
| 43 Monida..... | 26 | 15 | 11 | 10 | 4 | 5 | 35 00 | 11 | 11 | | | | |
| 44 Red Bluff..... | 30 | 14 | 6 | 17 | 4 | 3 | 30 00 | 8 | 8 | | | | |
| 45 Mammoth..... | 32 | 11 | 11 | 18 | 9 | 9 | 50 00 | 13 | 10 | | | | |
| 46 Mayflower—Whitchell P. O. | | | | | | | | | | | | | |
| Totals..... | 3,115 | 1,073 | 1,070 | 792 | 438 | 351 | \$ 64 17 | 872 | 720 | 14 | 11 | 43 | |

* 3-24 years † 13 years ‡ 1 year, 1 year, 1-3 months

Statistical Report of the School Districts in Madison County—Continued.

| NAME OF DISTRICT | TIME SCHOOL WAS KEPT | | No. of Graduates from a Normal School | Whole Number Enrolled During Year | Whole Number Days of Attendance During the Year | Total Number Days' Attendance | Total No. Times Tardy | Total No. Days Absent | Average No. Belonging | Average Daily Attendance | Percentage of Attendance | No. of Months of School | No. of Visits by County Superintendent | DISTRICT LIBRARIES | | SCHOOL HOUSES | | | | | Value of School Houses, Including Site, if Any | |
|--------------------------|----------------------|--------|---------------------------------------|-----------------------------------|---|-------------------------------|-----------------------|-----------------------|-----------------------|--------------------------|--------------------------|-------------------------|--|------------------------------------|------------------|---------------|-------|-------|-------|-------|--|--------|
| | Days | Months | | | | | | | | | | | | No. of Volumes in District Library | Value of Library | Total | Brick | Stone | Frame | Log | | |
| Upper Wisconsin | 7 | 11 | 1 | 11 | 703. | 703. | 10 | 37. | 10. | 9.5 | 99.38 | 7 | 2 | 19 | 16 | 75 | 1 | 1 | 1 | 1 | 50 | |
| Madroae | 3 | 8 | 290 | 290 | 290. | 290. | 6. | 6. | 6. | 6.5 | 91. | 3 | 1 | 1 | 1 | 1 | 1 | 1 | 1 | 1 | 5,000 | |
| Cameron | 1 | 1 | 561 | 561 | 561. | 561. | 9. | 53. | 9. | 7. | 95. | 4 | 1 | 1 | 1 | 1 | 1 | 1 | 1 | 1 | 500 | |
| Home Park | 3 | 2 | 57 | 57 | 147. | 147. | 13. | 25.5 | 13. | 7. | 84. | 3 | 1 | 17 | 26 | 50 | 1 | 1 | 1 | 1 | 200 | |
| Blaine | 5 | 17 | 147 | 147 | 565.5 | 565.5 | 13. | 195. | 13. | 10. | 80. | 3 | 5 | 25 | 23 | 22 | 1 | 1 | 1 | 1 | 300 | |
| Laure View | 3 | 17 | 10 | 10 | 565.5 | 565.5 | 9. | 18. | 9. | 7. | 75. | 3 | 5 | 1 | 14 | 50 | 1 | 1 | 1 | 1 | 100 | |
| Pony | 6 | 15 | 30 | 30 | 779. | 779. | 15. | | 15. | 9. | 92. | 6 | 2 | 31 | 25 | 00 | 1 | 1 | 1 | 1 | 400 | |
| Emms—Wigwam District | 5 | 15 | 1 | 1 | 182.5 | 182.5 | 5. | 5. | 5. | 4. | | 2 | 2 | 3 | 10 | 00 | 1 | 1 | 1 | 1 | | |
| Salemville | 2 | 6 | 6 | 6 | | | | | | | | | | | | | | | | | | |
| Monida | | | | | | | | | | | | | | | | | | | | | | |
| Abandoned | | | | | | | | | | | | | | | | | | | | | | |
| Rochester | 5 | 25 | 1,579.5 | 1,579.5 | 1,579.5 | 1,579.5 | 18. | 285.5 | 18. | 15 | 97. | 5 | 1 | 80 | 55 | 00 | 1 | 1 | 1 | 1 | 100 | |
| Lynn | 2 | 4 | 431 | 431 | 806. | 806. | 6. | 6. | 6. | 5. | 87. | 4 | 1 | 17 | 25 | 00 | 1 | 1 | 1 | 1 | 100 | |
| Paris | 4 | 11 | 806 | 806 | 123. | 123. | 12. | 6. | 12. | 10. | 74. | 4 | 1 | 1 | 1 | 1 | 1 | 1 | 1 | 1 | 200 | |
| Emms | 4 | 15 | 580.5 | 580.5 | 1,029.5 | 1,029.5 | 12. | 198. | 12. | 7. | 95. | 4 | 1 | 1 | 1 | 1 | 1 | 1 | 1 | 1 | 100 | |
| Parrot | 4 | 15 | 1,029.5 | 1,029.5 | 1,029.5 | 1,029.5 | 168. | 168. | 168. | 14.1 | 85. | 4 | 2 | 1 | 1 | 1 | 1 | 1 | 1 | 1 | 250 | |
| Silver Star | 4 | 10 | 1,105. | 1,105. | 1,105. | 1,105. | 17. | 115. | 17. | 14. | 92. | 6 | 1 | 1 | 1 | 1 | 1 | 1 | 1 | 1 | 100 | |
| Monida | 4 | 10 | 654. | 654. | | | 11. | | 11. | 6. | 92. | 5 | 2 | 45 | 25 | 50 | 1 | 1 | 1 | 1 | 50 | |
| Red Bluff | 4 | 11 | 9,905 | 9,905 | | | 10. | 82. | 10. | 10. | | 5 | 1 | 1 | 1 | 1 | 1 | 1 | 1 | 1 | 500 | |
| Mammoth | 5 | 13 | 1,303.5 | 1,303.5 | | | | | | | | | | | | | | | | | | |
| Mayflower—White all P.O. | 5 | 19 | 1,303.5 | 1,303.5 | | | | | | | | | | | | | | | | | | |
| Totals | 223 | 186 | 9 | 1,221 | 118849.5 | 130629.5 | 384.4 | 18,907. | 384.4 | 810.4 | 78. | 212 | 65 | 1,240 | 1,240 | 1,240 | 1 | 15 | 1 | 21 | 43 | 44,010 |

* \$375.00 \$822.97

Financial Report of the School Districts in Meagher County, Montana, for the Year Ending August 31, 1900.

| No. of Each District..... | NAME OF DISTRICT | RECEIPTS | | | | | | | |
|---------------------------|-------------------------------|---------------------------------|---|-------------------------------|----------------------------|-------------------------------------|--|--|------------|
| | | 1 | 2 | 3 | 4 | 5 | 6 | 7 | 8 |
| | | Cash on Hand Aug. 31, 1899..... | Amount Apportioned to District During the Year..... | Proceeds of School Lands..... | Raised by Special Tax..... | Amount Received from Sale of Bonds. | Amount Received from Premium on Bonds..... | Amount from all Other Sources Not Named..... | Total..... |
| 1 | Big Elk..... | 346 71 | 637 50 | | 510 46 | | | | 1,454 67 |
| 2 | Little Elk..... | 313 10 | 663 00 | | | | | | 1,006 10 |
| 3 | Musselshell..... | 324 43 | 765 00 | | | | | | 1,089 43 |
| 4 | Comb Creek..... | 464 26 | 867 00 | | | | | | 1,331 26 |
| 5 | Castle..... | 839 45 | 2,175 00 | | | | 68 62 | | 3,083 07 |
| 6 | Dorrey..... | 378 89 | 300 00 | | | | | | 578 89 |
| 7 | Battle Creek..... | 120 50 | 586 50 | | | | | | 707 00 |
| 8 | White Sulphur Springs..... | 2,136 15 | 5,276 00 | | | | 1,733 23 | | 9,165 38 |
| 9 | Newlan..... | 1,295 00 | 590 50 | | | | | | 2,025 50 |
| 10 | Fort Logan..... | 1,296 20 | 1,014 00 | | | | | | 2,310 20 |
| 11 | Sheep Creek..... | 321 00 | 112 50 | | | | | | 393 50 |
| 12 | John With Bergens County..... | | | | | | | | |
| 13 | John With Cascade County..... | | | | | | | | |
| 14 | *Cannas Creek..... | | 97 50 | | | | | | 421 85 |
| | Totals..... | 7,685 69 | 13,181 50 | | 510 46 | | | 1,801 85 | 23,182 50 |

* Received from District no. 10, \$324 35, March, 1900

Financial Report of the School Districts in Meagher County—Continued.

| NAME OF DISTRICT | DISBURSEMENTS | | | | | | | Total..... |
|----------------------------|---------------------|--------------------|----------------------------|--|------------------------------------|---------------------|------------------------------|---|
| | 9 | 10 | 11 | 12 | 13 | 14 | 15 | |
| | For Teachers' Wages | For Libraries..... | For School Apparatus | For School Houses, Sites, Fences, Out-houses, Repairs, Furniture, etc..... | For Other Incidental Expenses..... | On Bonded Debt..... | Interest on Bonded Debt..... | Amount Remaining on Hand Aug. 31, 1900..... |
| Big Elk..... | 438 20 | | | 901 79 | 10 00 | | | 1,454 67 |
| Little Elk..... | 470 00 | | | 50 00 | 15 00 | | | 546 00 |
| Musselshell..... | 300 00 | 68 96 | | 273 60 | 34 60 | | | 571 43 |
| Comb Creek..... | 1,475 75 | 4 50 | 14 00 | 180 50 | 54 00 | | | 2,003 25 |
| Castle..... | 2 00 | | | 90 35 | 8 00 | | | 1,350 32 |
| Dorsey..... | 300 00 | | | | 1 50 | | | 380 51 |
| Battle Creek..... | 3,283 33 | 50 00 | | 270 00 | 1,002 86 | | 781 00 | 5,415 38 |
| White Sulphur Springs..... | 263 00 | 21 25 | 98 55 | | 28 00 | | | 4,217 50 |
| Newman..... | 950 00 | 92 33 | 9 00 | | 41 93 | | *321 35 | 830 39 |
| Fort Logan..... | 268 00 | | | | 12 50 | | | 53 00 |
| Sheep Creek..... | | | | | | | | |
| Joint With F. rgos..... | | | | | | | | |
| Joint With Cascade..... | | | | | | | | |
| Camas Creek..... | | | | | | | | |
| Totals..... | 2,829 85 | 231 01 | 82 55 | 1,771 24 | 1,311 39 | | 781 00 | 10,161 00 |
| | | | | | | | | 121 85 |

* Amount transferred to new district

Statistical Report of the School Districts in Meagher County, Montana, for the Year Ending August 31, 1900.

| NAME OF DISTRICT | CENSUS FOR APPOINTMENT OF PUBLIC FUND | | | | AV. SALARY PER MONTH | | STATISTICS RELATIVE TO COMPULSORY EDUCATION | | | NO. TEACHERS EMPLOYED AT THE SAME TIME FOR 12 WEEKS OR MORE | | |
|--------------------------------------|---------------------------------------|--------|----------------------|------|----------------------|-------|---|-----|------|---|-------|--|
| | Male | Female | Under 6 yrs. of age. | Male | Female | 1 | 2 | 3 | Male | Female | Total | |
| 1 Big Elk..... | 11 | 14 | 11 | 8 | 3 | 55 00 | 21 | 3 | 2 | 1 | 1 | |
| 2 Little Elk..... | 19 | 21 | 11 | 6 | 5 | 55 00 | 12 | 9 | 2 | 1 | 2 | |
| 3 Musselshell..... | 17 | 13 | 17 | 6 | 11 | 50 00 | 18 | 15 | 3 | 2 | 2 | |
| 4 Comb Creek..... | 15 | 7 | 15 | 6 | 8 | 60 00 | 18 | 16 | 1 | 1 | 1 | |
| 5 Castle..... | 27 | 23 | 16 | 6 | 9 | 85 00 | 38 | 34 | 1 | 1 | 3 | |
| 6 Dorsey..... | 8 | 6 | 6 | 3 | 5 | 60 00 | 6 | 5 | 1 | 1 | 1 | |
| 7 Battle Creek..... | 15 | 7 | 11 | 6 | 3 | 50 00 | 11 | 10 | 1 | 1 | 1 | |
| 8 White Sulphur Springs..... | 112 | 98 | 63 | 36 | 21 | 50 00 | 115 | 72 | 1 | 2 | 1 | |
| 9 Newlan Creek..... | 11 | 15 | 8 | 4 | 4 | 60 00 | 15 | 12 | 1 | 1 | 1 | |
| 10 Fort Logan..... | 21 | 9 | 9 | 5 | 1 | 40 00 | 6 | 6 | 1 | 1 | 1 | |
| 11 Sheep Creek..... | 3 | 2 | 1 | 1 | 1 | 35 00 | 3 | 2 | 1 | 1 | 1 | |
| 12 Carless Creek—Joint Forergus..... | 3 | 5 | 1 | 1 | 1 | 50 00 | 6 | 6 | 1 | 1 | 1 | |
| 13 Millegan—Joint Cascade..... | 1 | 1 | 1 | 1 | 1 | 35 00 | 19 | 19 | 1 | 1 | 1 | |
| 14 Canas Creek..... | 7 | 12 | 7 | 4 | 1 | 45 00 | 7 | 7 | 1 | 1 | 1 | |
| Totals..... | 371 | 332 | 179 | 97 | 87 | 72.50 | 300 | 230 | 3 | 16 | 32 | |
| No. of District..... | | | | | | | | | | | | |

No. of District.....

Statistical Report of the School Districts in Meagher County—Continued.

| NAME OF DISTRICT | TIME SCHOOL WAS KEPT | | No. of Pupils Attending Private Schools | No. of Private Schools | Number of Graduates from a Normal School | Whole Number Enrolled During Year | Whole Number Days of Attendance During the Year | Total Number Days' Attendance | Total No. Times Tardy | Total No. Days Absent | Average No. Belonging | Average Daily Attendance | Percentage of Attendance | No. of Months of School | No. of Visits by County Superintendent | DISTRICT LIBRARIES | | SCHOOL HOUSES | | | | | Value of School Houses, Including Site, if Any | | |
|--------------------------|----------------------|--------|---|------------------------|--|-----------------------------------|---|-------------------------------|-----------------------|-----------------------|-----------------------|--------------------------|--------------------------|-------------------------|--|------------------------------------|------------------|---------------|-------|-------|-------|-----|--|---|------------|
| | Days | Months | | | | | | | | | | | | | | No. of Volumes in District Library | Value of Library | Total | Brick | Stone | Frame | Log | | | |
| Big Elk | 1 | 1 | 1 | 1 | 3,211 | 35 | 198 | 118 | 6 | 94 | 11 | 91 | 9 | 9 | 2 | 0 | 100 | 75 | 1 | 1 | 1 | 1 | 1 | 1 | 25 |
| Little Elk | 1 | 1 | 1 | 1 | 956 | 79 | 218 | 118 | 6 | 94 | 11 | 91 | 9 | 9 | 2 | 0 | 100 | 75 | 1 | 1 | 1 | 1 | 1 | 1 | 30 |
| Musselshell | 1 | 1 | 1 | 1 | 373 | 4 | 35 | 118 | 6 | 94 | 11 | 91 | 9 | 9 | 2 | 0 | 100 | 75 | 1 | 1 | 1 | 1 | 1 | 1 | 30 |
| Combs Creek | 1 | 1 | 1 | 1 | 1,082 | 51 | 154 | 118 | 6 | 94 | 11 | 91 | 9 | 9 | 2 | 0 | 100 | 75 | 1 | 1 | 1 | 1 | 1 | 1 | 30 |
| Castle | 1 | 1 | 1 | 1 | 6,806 | 86 | 524 | 118 | 6 | 94 | 11 | 91 | 9 | 9 | 2 | 0 | 100 | 75 | 1 | 1 | 1 | 1 | 1 | 1 | 1,200 |
| Dorsey | 1 | 1 | 1 | 1 | 317 | 105 | 105 | 118 | 6 | 94 | 11 | 91 | 9 | 9 | 2 | 0 | 100 | 75 | 1 | 1 | 1 | 1 | 1 | 1 | 325 |
| Battle Creek | 1 | 1 | 1 | 1 | 121 | 37 | 28 | 118 | 6 | 94 | 11 | 91 | 9 | 9 | 2 | 0 | 100 | 75 | 1 | 1 | 1 | 1 | 1 | 1 | 35 |
| White Sulphur Springs | 1 | 1 | 1 | 1 | 17,692 | 693 | 893 | 118 | 6 | 94 | 11 | 91 | 9 | 9 | 2 | 0 | 100 | 75 | 1 | 1 | 1 | 1 | 1 | 1 | 11,200 |
| Newman Creek | 1 | 1 | 1 | 1 | 841 | 40 | 179 | 118 | 6 | 94 | 11 | 91 | 9 | 9 | 2 | 0 | 100 | 75 | 1 | 1 | 1 | 1 | 1 | 1 | 120 |
| Fort Logan | 1 | 1 | 1 | 1 | 13 | 140 | 114 | 118 | 6 | 94 | 11 | 91 | 9 | 9 | 2 | 0 | 100 | 75 | 1 | 1 | 1 | 1 | 1 | 1 | 35 |
| Sheep Creek | 1 | 1 | 1 | 1 | 380 | 30 | 30 | 118 | 6 | 94 | 11 | 91 | 9 | 9 | 2 | 0 | 100 | 75 | 1 | 1 | 1 | 1 | 1 | 1 | 35 |
| Carlson Creek—St. Fergus | 1 | 1 | 1 | 1 | 130 | 2 | 4 | 118 | 6 | 94 | 11 | 91 | 9 | 9 | 2 | 0 | 100 | 75 | 1 | 1 | 1 | 1 | 1 | 1 | 35 |
| Millegan—Joint Cascade | 1 | 1 | 1 | 1 | 951 | 13 | 25 | 118 | 6 | 94 | 11 | 91 | 9 | 9 | 2 | 0 | 100 | 75 | 1 | 1 | 1 | 1 | 1 | 1 | 30 |
| Cumas Creek | 1 | 1 | 1 | 1 | 984 | 97 | 97 | 118 | 6 | 94 | 11 | 91 | 9 | 9 | 2 | 0 | 100 | 75 | 1 | 1 | 1 | 1 | 1 | 1 | 17 |
| Totals | 32 | 32 | 32 | 32 | 31,575 | 1,182 | 2,551 | 1,182 | 6 | 94 | 11 | 91 | 9 | 9 | 2 | 0 | 100 | 75 | 1 | 1 | 1 | 1 | 1 | 1 | 14,915,269 |

\$ 87.50 + \$ 9,928.70

Financial Report of the School Districts in Missoula County—Continued.

| No. of Each District | NAME OF DISTRICT | RECEIPTS | | | | | | | |
|----------------------|-------------------|----------|-----------|----------|----------|---|----------|--------|-----------|
| | | 1 | 2 | 3 | 4 | 5 | 6 | 7 | 8 |
| 26 | South Plains..... | 131 61 | 130 00 | 18 34 | | | | | 250 91 |
| 27 | Bonita..... | 30 27 | 122 36 | 64 19 | | | | | 800 62 |
| 28 | Arlee..... | 34 41 | 328 32 | 49 78 | | | | 24 00 | 378 54 |
| 29 | Grant Creek..... | 59 00 | 153 32 | 33 58 | | | | | 231 19 |
| 30 | Quartz..... | 40 00 | 253 70 | 39 30 | | | | | 330 10 |
| 31 | Paradise..... | 43 02 | 172 80 | 29 20 | | | | | 242 02 |
| 32 | Barnd..... | | 350 56 | 31 90 | | | | | 268 55 |
| 33 | Lynch..... | 151 00 | 293 76 | 41 51 | | | | | 489 39 |
| | Totals..... | 9,384 27 | 33,376 00 | 3,035 25 | 3,912 26 | | 6,099 44 | 605 00 | 47,024 28 |

No. of Each District

Financial Report of the School Districts in Missoula County—Continued.

| NAME OF DISTRICT | DISBURSEMENTS | | | | | | | Total | | | |
|------------------|---------------|-------|--------|--------|----------|----|----------|-------|----------|----|-----------|
| | 9 | 10 | 11 | 12 | 13 | 14 | 15 | | | | |
| Missoula | 13,770 00 | \$ | 374 74 | \$ | 4,632 34 | \$ | 3,000 00 | \$ | 1,183 77 | \$ | 26,894 20 |
| Frenchtown | 563 00 | | 2 25 | | 101 00 | | 41 25 | | 7 23 | | 791 48 |
| Grass Valley | 450 00 | | | | 62 30 | | 11 20 | | 21 15 | | 511 50 |
| Hell Gate | 125 00 | 26 05 | 12 90 | 85 15 | | | | | 112 20 | | 374 50 |
| Cold Springs | 400 00 | 26 00 | 15 50 | 19 70 | | | | | 120 98 | | 670 68 |
| Carlton | 400 00 | 36 53 | 2 95 | 28 50 | | | | | 70 41 | | 549 66 |
| Lolo | 1,230 00 | 57 13 | 2 00 | 32 53 | | | | | 356 47 | | 842 07 |
| Thompson | 231 00 | | | | | | 1 20 | | 1,314 62 | | 2,436 64 |
| Heron | 360 00 | | | 220 45 | | | 23 20 | | 120 00 | | 1,071 55 |
| Plains | 360 00 | | 1 00 | 125 72 | | | 25 75 | | 220 29 | | 1,746 29 |
| Potomac | 360 00 | 46 95 | 11 00 | 71 00 | | | 15 00 | | 632 64 | | 1,340 00 |
| Gloude | 400 00 | | 31 19 | 61 95 | | | 38 70 | | 557 81 | | 1,407 04 |
| Clinton | 400 00 | | | | | | 187 04 | | | | 1,017 04 |
| Borner | 840 00 | | | | | | 28 80 | | | | 318 97 |
| Lothrop | 300 00 | | 40 00 | | | | 38 80 | | 80 17 | | 700 35 |
| Pattie | 130 00 | 6 25 | | 21 45 | | | 42 65 | | 250 00 | | 700 35 |
| Superior | 505 00 | 37 00 | | 600 00 | | | 100 80 | | 411 08 | | 1,851 87 |
| Woodman | 240 00 | 15 36 | 19 00 | 3 30 | | | | | 49 31 | | 377 17 |
| Ferry | 280 00 | 5 00 | | 106 72 | | | | | 55 00 | | 415 57 |
| De Smet | 293 00 | | | | | | | | 360 39 | | 660 74 |
| Big Flat | 120 00 | | | | | | 19 00 | | 93 69 | | 232 65 |
| Big Bend | 400 00 | | 30 75 | | | | 11 30 | | 34 15 | | 430 85 |
| Target Range | 140 00 | | | | | | 18 00 | | 133 22 | | 322 67 |
| O'Keefe | 385 00 | 10 05 | | | | | | | 269 41 | | 674 46 |
| Stark | 240 00 | | | 10 35 | | | 36 30 | | 89 70 | | 376 64 |

NAME OF DISTRICT



Gymnasium

University of Montana

Statistical Report of the School Districts in Missoula County, Montana, for the Year Ending August 31, 1900.

| NAME OF DISTRICT | FOR APPOINTMENT OF PUBLIC FUNDS | | AV. SALARY PER MONTH | | STATISTICS RELATING TO COMPULSORY EDUCATION | | | NO. TEACHERS EMPLOYED AT THE SAME TIME FOR 10 WEEKS OR MORE | |
|--|---------------------------------|--------|----------------------|--------|---|-----|-------|---|--------|
| | Male | Female | Male | Female | 1 | 2 | 3 | Male | Female |
| No. of Each District | 611 | 608 | 531 | 572 | 292 | 252 | 1379 | 1 | 19 |
| No. of Children between the Ages of 6 and 21 years | 611 | 608 | 531 | 572 | 292 | 252 | 1379 | 1 | 19 |
| No. of Children between 6 and 21 years | 611 | 608 | 531 | 572 | 292 | 252 | 1379 | 1 | 19 |
| Districts which built new School Houses during year | 1 | 1 | 1 | 1 | 1 | 1 | 1 | 1 | 1 |
| No. Terms present Teacher has taught in District | 10 | 10 | 10 | 10 | 10 | 10 | 10 | 10 | 10 |
| No. children between 8 and 14 years of age residing in the District Aug. 31, 1900 | 790 | 798 | 798 | 798 | 790 | 798 | 798 | 790 | 798 |
| No. of such Children who attended the district school for at least 12 weeks during the year ending Aug. 31, 1900 | 231 | 231 | 231 | 231 | 231 | 231 | 231 | 231 | 231 |
| No. of such Children who attended private schools or were instructed at home for at least 12 weeks, during year ending Aug. 31, 1900 | 3 | 3 | 3 | 3 | 3 | 3 | 3 | 3 | 3 |
| Total | 793 | 798 | 798 | 798 | 793 | 798 | 798 | 793 | 798 |
| 1 Missoula | 38 | 34 | 34 | 32 | 11 | 11 | 1,379 | 1 | 19 |
| 2 Frenchtown | 22 | 26 | 8 | 4 | 4 | 4 | 72 | 1 | 1 |
| 3 Grass Valley | 13 | 16 | 11 | 4 | 4 | 4 | 48 | 1 | 1 |
| 4 Hell Gate | 26 | 37 | 30 | 16 | 14 | 14 | 29 | 1 | 1 |
| 5 Cold Springs | 15 | 20 | 11 | 5 | 8 | 8 | 62 | 1 | 2 |
| 6 Carlton | 27 | 30 | 11 | 5 | 6 | 6 | 41 | 1 | 1 |
| 7 Lolo | 73 | 72 | 61 | 31 | 31 | 31 | 53 | 1 | 1 |
| 8 Thompson | 9 | 12 | 6 | 2 | 2 | 2 | 115 | 1 | 3 |
| 9 Heron | 41 | 33 | 28 | 16 | 15 | 15 | 21 | 1 | 2 |
| 10 Plains | 49 | 57 | 31 | 15 | 15 | 15 | 77 | 1 | 1 |
| 11 Yonah | 57 | 40 | 45 | 27 | 27 | 27 | 49 | 1 | 1 |
| 12 Glouac | 51 | 58 | 45 | 27 | 27 | 27 | 51 | 1 | 1 |
| 13 Clinton | 50 | 65 | 40 | 23 | 23 | 23 | 57 | 1 | 1 |
| 14 Bonner | 50 | 65 | 40 | 23 | 23 | 23 | 96 | 1 | 1 |
| 15 Lodrop | 35 | 15 | 13 | 9 | 9 | 9 | 35 | 1 | 1 |
| 16 Lattee | 16 | 19 | 15 | 9 | 9 | 9 | 16 | 1 | 2 |
| 17 Superior | 54 | 48 | 39 | 31 | 38 | 31 | 102 | 1 | 2 |
| 18 Woodman | 15 | 12 | 8 | 4 | 4 | 4 | 15 | 1 | 1 |
| 19 Ferry | 33 | 12 | 11 | 13 | 10 | 10 | 33 | 1 | 1 |
| 20 De Smet | 45 | 33 | 12 | 5 | 5 | 5 | 45 | 1 | 1 |
| 21 Big Flat | 19 | 10 | 9 | 4 | 3 | 3 | 19 | 1 | 1 |
| 22 Big Bend | 16 | 23 | 18 | 13 | 13 | 13 | 16 | 1 | 1 |
| 23 Target Run | 18 | 9 | 10 | 6 | 6 | 6 | 18 | 1 | 1 |
| 24 O'Keefe | 48 | 28 | 18 | 14 | 14 | 14 | 48 | 1 | 1 |
| 25 Stark | 11 | 11 | 12 | 12 | 10 | 10 | 11 | 1 | 1 |

Statistical Report of the School Districts in Missoula County—Continued.

| NAME OF DISTRICT | CENSUS FOR APPOINTMENT OF PUBLIC FUNDS | | | | AV. SALARY PER MONTH | | STATISTICS RELATING TO COMPULSORY EDUCATION | | | NO. TEACHERS EMPLOYED AT THE SAME TIME FOR 12 WEEKS OR MORE |
|----------------------|---|-----------|-------------|---------------------|----------------------|-------------|--|---|---|---|
| | No. of Children between the Ages of 6 and 21 Years..... | Male..... | Female..... | Under 6 yrs. of Age | Male..... | Female..... | No. Children between 8 and 14 years of age residing in the District Aug. 31, 1900..... | No. of such Children who attended the district school for at least 12 weeks during the year ending Aug. 31, 1900..... | No. of such children who attended private schools or were instructed at home for at least 12 wks. during year ending Aug. 31, 1900..... | |
| 26 South Plains..... | 14 | 5 | 9 | 1 | 5 | 40 00 | 11 | 0 | 1 | 1 |
| 27 Bonita..... | 49 | 23 | 26 | 1 | 4 | 50 00 | 28 | 10 | 1 | 1 |
| 28 Arlee..... | 38 | 11 | 27 | 3 | 3 | 45 00 | 16 | 3 | 1 | 1 |
| 29 Grant Creek..... | 18 | 9 | 9 | 3 | 1 | 40 00 | 10 | 6 | 1 | 1 |
| 30 Quartz..... | 30 | 16 | 14 | 17 | 20 | 40 00 | 30 | 11 | 1 | 1 |
| 31 Paradise..... | 20 | 12 | 8 | 11 | 6 | 40 00 | 9 | 9 | 1 | 1 |
| 32 Baird..... | 29 | 14 | 15 | 9 | 6 | 40 00 | 14 | 6 | 1 | 1 |
| 33 Lynch..... | 31 | 15 | 19 | 20 | 8 | 50 00 | 35 | 30 | 1 | 1 |
| Totals..... | 2775 | 1,350 | 1,425 | 1,217 | 632 | \$ 585 50 | 1,639 | 1,346 | 11 | 57 |

No. of Each District.....

Statistical Report of the School Districts in Missoula County—Continued.

| NAME OF DISTRICT | TIME SCHOOL WAS KEPT | | No. of Pupils Attending Private Schools..... | No. of Private Schools..... | No. of Graduates from a Normal School..... | Whole Number Enrolled During Year..... | Whole Number Days of Attendance During the Year... | Total Number Days' Attendance..... | Total No. Times Tardy..... | Total No. Days Absent..... | Average No. Belonging..... | Average Daily Attendance... | Percentage of Attendance..... | No. of Months of School..... | No. of Visits by County Superintendent..... | DISTRICT LIBRARIES | | SCHOOL HOUSES | | | | | Value of School Houses, Including Site, if Any..... |
|------------------|----------------------|-------------|--|-----------------------------|--|--|--|------------------------------------|----------------------------|----------------------------|----------------------------|-----------------------------|-------------------------------|------------------------------|---|---|-----------------------|---------------|------------|------------|------------|----------|---|
| | Days..... | Months..... | | | | | | | | | | | | | | No. of Volumes in District Library..... | Value of Library..... | Total..... | Brick..... | Stone..... | Frame..... | Log..... | |
| South Plains* | 3 | | | | | 591 | 591 | 591 | 34 | 11 | 10 | 10 | 98 | 3 | | | | | | | | | 50 |
| Poncha..... | 3 | | | | | 2,284 | 2,284 | 2,284 | 31 | 175 | 24 | 16 | 95 | 3 | | | | | | | | | 900 |
| Adlee..... | 3 | | | | | 1,206 | 1,206 | 1,206 | 11 | 217 | 9 | 7 | 84 | 3 | | | | | | | | | |
| Grant Creek..... | 3 | | | | | 1,405 | 1,405 | 1,405 | 10 | 65 | 8 | 7 | 87 | 3 | | | | | | | | | |
| Quartz..... | 3 | | | | | 1,092 | 1,092 | 1,092 | 19 | 39 | 12 | 11 | 96 | 3 | | | | | | | | | |
| Paradise..... | 3 | | | | | 801 | 801 | 801 | 49 | 152 | 11 | 10 | 81 | 4 | | | | | | | | | |
| Baird..... | 3 | | | | | 317 | 317 | 317 | 6 | 18 | 7 | 6 | 87 | 4 | | | | | | | | | |
| Lynch..... | 3 | | | | | 2,573 | 2,573 | 2,573 | 132 | 176 | 21 | 19 | 91 | 3 | | | | | | | | | |
| Totals..... | | | 1,300 | 1 | 16 | 1,992 | 215,693 | 215,693 | 4,128 | 23,537 | 1,178 | 1,318 | 2,905 | + | 60 | 3,274 | 81,512 | 9 | 17 | 5 | 31 | 96 | 67,815 |

* 227 1

Financial Report of the School Districts in Park County, Montana, for the Year Ending August 31, 1900.

| NAME OF DISTRICT | RECEIPTS | | | | | | | Total |
|------------------------------|---------------------------------|---|-------------------------------|----------------------------|---|--|--|-----------|
| | 1 | 2 | 3 | 4 | 5 | 6 | 7 | |
| No. of Each District..... | Cash on Hand Aug. 31, 1899..... | Amount Apportioned to District During the Year..... | Proceeds of School Lands..... | Raised by Special Tax..... | Amount Received from Sale of Bonds..... | Amount Received from Premium on Bonds..... | Amount from all Other Sources Not Named..... | |
| 1 Miner..... | 1 88 | 102 71 | | | | | 25 50 | 130 12 |
| 2 Richland..... | 43 35 | 222 61 | | | | | 414 80 | 680 82 |
| 3 Chimney Rock..... | 9 15 | 291 11 | | | | | | 310 26 |
| 4 Livingston..... | 1,669 61 | 7,095 98 | | | | | 6,379 35 | 15,147 54 |
| 5 Blifer..... | 16 86 | 115 55 | | | | | | 192 41 |
| 6 Suce Creek..... | 185 16 | 101 25 | | | | | | 286 41 |
| 7 Gardiner..... | 7 63 | 120 38 | | | | | | 138 01 |
| 8 Chiro..... | 162 19 | 256 86 | | | | | | 419 05 |
| 9 Cooke..... | 62 45 | 60 56 | | | | | | 123 01 |
| 10 Shorthill..... | 12 19 | 134 17 | 58 50 | | | | | 155 16 |
| 11 Hawkwood..... | 193 13 | 300 84 | | | | | | 502 97 |
| 12 Elton..... | 185 75 | 236 86 | | | | | | 422 61 |
| 13 Aldridge..... | 30 72 | 1,381 46 | | | | | | 1,412 18 |
| 14 Willow Creek..... | 11 20 | 179 80 | | | | | | 194 09 |
| 15 Clyde Park..... | 52 43 | 273 98 | | | | | | 323 48 |
| 16 Francis..... | 11 20 | 292 09 | | | | | | 303 29 |
| 17 Fridley..... | 114 45 | 204 70 | 63 50 | | | | | 382 65 |
| 18 Hunter's Hot Springs..... | 33 07 | 85 62 | | | | | 32 00 | 150 69 |
| 19 Pine Creek..... | 189 15 | 325 35 | | | | | | 514 50 |
| 20 Cokedale..... | 264 36 | 522 29 | | | | | | 786 65 |
| 21 Lot..... | 72 45 | 102 71 | | | | | | 175 16 |
| 22 Lot..... | 18 15 | 135 64 | | | | | | 153 79 |
| 23 Summit..... | 1 43 | 51 74 | 18 00 | | | | 60 30 | 130 17 |
| 24 Brackett..... | 18 25 | 60 13 | | | | | 2 00 | 80 38 |
| 25 Upper Trail Creek..... | 43 23 | 612 15 | | | | | | 655 38 |

Financial Report of the School Districts in Park County—Continued.

| NAME OF DISTRICT. | RECEIPTS | | | | | | | | | |
|---------------------------|----------------------------------|---|--------------------------------|----------------------------|--------------------------------------|------------------------------------|--|-------------|---|----|
| | 1 | 2 | 3 | 4 | 5 | 6 | 7 | 8 | 9 | 10 |
| No. of Each District..... | Cash on hand Aug. 31, 1899 | Amount Apportioned to the District during the year..... | Proceeds of School Lands | Raised by Special Tax..... | Amount Rec'd from Sale of Bonds..... | Amount Rec'd from Premium on Bonds | Amount from All Other Sources not Named..... | Total | | |
| 26 Palmer..... | 34 21 | 111 30 | | | | | | 135 51 | | |
| 27 Conrow | | 298 00 | | | | | 62 00 | 270 00 | | |
| 28 Jarrook | | 129 05 | 25 50 | | | | | 145 55 | | |
| 29 Jardine | | 312 48 | | | | | | 312 48 | | |
| 30 Mill Creek | 166 82 | 282 04 | 49 50 | | | | | 419 36 | | |
| 31 Cottonwood | 16 78 | 104 31 | | | | | 32 10 | 153 19 | | |
| 32 Murphy | 86 29 | 128 43 | | | | | | 214 72 | | |
| 33 Gordon | | 66 00 | | | | | | 66 00 | | |
| 34 Bruffey | 141 13 | 162 67 | | | | | | 303 80 | | |
| 35 Upper Rock Creek..... | 81 76 | 211 86 | 45 00 | 77 27 | | | 5 3 | 421 19 | | |
| 36 Muir | 166 02 | 169 49 | 36 00 | 144 25 | | | | 515 74 | | |
| 37 Meyersburg | 69 67 | 77 05 | | | | | | 137 72 | | |
| 40 Cutler | 154 56 | 215 36 | | | | | | 369 92 | | |
| 41 Shields | 16 56 | 154 11 | | | | | | 170 67 | | |
| Totals..... | 1,967 93 | 16,458 44 | 246 00 | 321 5 | | | 7,039 61 | 26,573 50 | | |

Financial Report of the School Districts in Park County--Continued.

| NAME OF DISTRICT | DISBURSEMENTS | | | | | | | Total | |
|------------------|---------------------|---------------|----------------------|--|-------------------------------|----------------|-------------------------|--|-----------|
| | 9 | 10 | 11 | 12 | 13 | 14 | 15 | | 16 |
| | For Teachers' Wages | For Libraries | For School Apparatus | For School Houses, Sites, Fences, Out-houses, Repairs, Furniture, etc. | For Other Incidental Expenses | On Bonded Debt | Interest on Bonded Debt | Amount Remaining on Hand August 31, 1900 | |
| Palmer | 103 50 | | | | | | | 32 01 | 135 51 |
| Conrow | 270 00 | | | | | | | 19 64 | 270 00 |
| Darrock | 120 00 | | | | | | | 3 75 | 145 35 |
| Jardine | 318 50 | | | 27 30 | 5 85 | | | 142 01 | 312 48 |
| Mill Creek | 25 00 | 15 20 | | 7 15 | 5 0 | | | 10 19 | 449 36 |
| Cottonwood | 135 00 | | | 5 00 | | | | 105 42 | 133 19 |
| Murphy | 109 30 | | | | | | | 25 00 | 211 72 |
| Gordon | 40 00 | | | | | | | 22 00 | 66 00 |
| Bruffey | 281 80 | | | | | | | 101 37 | 303 80 |
| Upper Rock Creek | 311 57 | | 3 25 | | 5 00 | | | 61 79 | 121 19 |
| Muir | 300 00 | | | 104 00 | 31 20 | | | 16 07 | 515 24 |
| Meyersburg | 121 62 | | | | | | | 11 92 | 137 72 |
| Cuttler | 358 00 | | | | | | | 1 67 | 369 92 |
| Shields | 169 00 | | | | | | | | 170 67 |
| Totals | 17,845 34 | 98 12 | 167 48 | 1,903 99 | 1,458 49 | 2,300 00 | 1,610 50 | 3,499 55 | 28,873 50 |

Statistical Report of the School Districts in Park County, Montana, for the Year Ending August 31, 1900.

| NAME OF DISTRICT | CENSUS FOR APPORTIONMENT OF PUBLIC FUNDS | | | | AV. SALARY PER MONTH | | STATISTICS RELATING TO COMPULSORY EDUCATION | | | NO. TEACHERS EMPLOYED AT THE SAME TIME FOR 10 WEEKS OR MORE |
|------------------------------|--|--------|----------------------|------|----------------------|-------|---|---|--|---|
| | Male | Female | Under 6 yrs. of Age. | Male | Female | 1 | 2 | 3 | | |
| No. of Each District..... | | | | | | | | | | |
| 1 Miner..... | 10 | 6 | 6 | 5 | 1 | 40.00 | | | | 1 |
| 2 Richland..... | 32 | 16 | 7 | 3 | 4 | 43.00 | | | | 1 |
| 3 Chimney Rock..... | 17 | 18 | 5 | 1 | 1 | 45.00 | | | | 1 |
| 4 Livingston..... | 782 | 353 | 348 | 191 | 151 | 65.00 | | | | 13 |
| 5 Big Horn..... | 14 | 5 | 9 | 5 | 3 | 30.00 | | | | 2 |
| 6 Suca Creek..... | 14 | 11 | 11 | 7 | 3 | 50.00 | | | | 1 |
| 7 Gardner..... | 17 | 9 | 8 | 4 | 4 | 40.00 | | | | 1 |
| 8 Chico..... | 26 | 12 | 14 | 7 | 8 | 45.00 | | | | 1 |
| 9 Cooke..... | 7 | 5 | 4 | 1 | 1 | 40.00 | | | | 1 |
| 10 Shorttill..... | 10 | 5 | 12 | 6 | 6 | 40.00 | | | | 1 |
| 11 Hawkwood..... | 57 | 16 | 11 | 5 | 3 | 40.00 | | | | 1 |
| 12 Eton..... | 25 | 12 | 18 | 7 | 6 | 40.00 | | | | 1 |
| 13 Aldridge..... | 290 | 111 | 89 | 63 | 49 | 75.00 | | | | 2 |
| 14 Willow Creek..... | 8 | 6 | 2 | 0 | 0 | 35.00 | | | | 1 |
| 15 Clyde Park..... | 36 | 22 | 14 | 9 | 6 | 45.00 | | | | 1 |
| 16 Francis..... | 11 | 20 | 21 | 10 | 1 | 45.00 | | | | 1 |
| 17 Fridley..... | 36 | 24 | 12 | 14 | 10 | 50.00 | | | | 1 |
| 18 Hunter's Hot Springs..... | 9 | 5 | 4 | 2 | 3 | 40.00 | | | | 1 |
| 19 Pine Creek..... | 40 | 23 | 17 | 10 | 10 | 40.00 | | | | 1 |
| 20 Cokedale..... | 40 | 27 | 13 | 9 | 4 | 65.00 | | | | 1 |
| 21 Lot..... | 16 | 9 | 6 | 3 | 2 | 40.00 | | | | 1 |
| 22 Sumner..... | 15 | 13 | 2 | 3 | 3 | 35.00 | | | | 1 |
| 23 Brackett..... | 19 | 7 | 12 | 9 | 6 | 33.33 | | | | 1 |
| 24 Upper Trail Creek..... | 42 | 21 | 21 | 15 | 9 | 25.00 | | | | 1 |
| 25 Horr..... | 83 | 41 | 35 | 16 | 19 | 50.00 | | | | 2 |

Statistical Report of the School Districts in Park County—Continued.

| NAME OF DISTRICT | CENSUS FOR APPORTIONMENT OF PUBLIC FUNDS | | | | AV. SALARY PER MONTH | | STATISTICS RELATING TO COMPULSORY EDUCATION | | | NO. TEACHERS EMPLOYED AT THE SAME TIME FOR 12 WEEKS OR MORE | | |
|----------------------------|--|--------|----------------------|------|----------------------|--|---|----|---|---|--------|-------|
| | Male | Female | Under 6 yrs. of Age. | Male | Female | No. Children between 8 and 14 years of age residing in the District Aug. 31, 1900..... | 1 | 2 | 3 | Male | Female | Total |
| No. of Each District | 1,013 | 894 | 887 | 445 | 391 | 51 | 61 | 61 | 5 | 47 | 52 | |
| 25 Palmer..... | 13 | 9 | 9 | 2 | 2 | 30 00 | 1 | | | | | |
| 27 Conrow..... | 10 | 7 | 4 | 2 | 2 | 45 00 | 1 | | | | | |
| 28 Darrock..... | 9 | 9 | 6 | 1 | 1 | 25 00 | 1 | | | | | |
| 29 Jardine..... | 60 | 31 | 30 | 11 | 19 | 65 00 | 2 | | | | | |
| 30 Mill Creek..... | 41 | 32 | 9 | 4 | 6 | 35 00 | 2 | | | | | |
| 31 Cottonwood..... | 11 | 9 | 10 | 6 | 6 | 25 00 | 1 | | | | | |
| 32 Murphy..... | 13 | 4 | 4 | 1 | 1 | 40 00 | 3 | | | | | |
| 33 Gordon..... | 9 | 6 | 9 | 1 | 1 | 40 00 | 1 | | | | | |
| 34 Snuffy..... | 15 | 8 | 17 | 10 | 7 | 40 00 | 2 | | | | | |
| 35 Upper Rock Creek..... | 15 | 12 | 7 | 7 | 7 | 15 00 | 1 | | | | | |
| 36 Miller..... | 16 | 14 | 8 | 6 | 2 | 50 00 | 1 | | | | | |
| 37 Messersburg..... | 3 | 4 | 8 | 6 | 2 | 40 00 | 3 | | | | | |
| 40 Cardell..... | 11 | 5 | 18 | 10 | 10 | 40 00 | 1 | | | | | |
| 41 Shields..... | 11 | 12 | 10 | 5 | 5 | 40 00 | 3 | | | | | |
| Totals..... | 1,013 | 894 | 887 | 445 | 391 | 51 | 61 | 61 | 5 | 47 | 52 | |

No. of Each District

Statistical Report of the School Districts in Park County—Continued.

| NAME OF DISTRICT | TIME SCHOOL WAS KEPT | | No. of Pupils Attending Private Schools..... | No. of Private Schools..... | Number of Graduates from a Normal School..... | Whole Number Enrolled During Year..... | Whole Number Days of Attendance During the Year..... | Total Number Days' Attendance..... | Total No. Times Tardy..... | Total No. Days Absent..... | Average No. Belonging..... | Average Daily Attendance..... | Percentage of Attendance..... | No. of Months of School..... | No. of Visits by County Superintendent..... | DISTRICT LIBRARIES | | SCHOOL HOUSES | | | | | Value of School Houses, Including Site, if Any..... | | |
|-----------------------|----------------------|-------------|--|-----------------------------|---|--|--|------------------------------------|----------------------------|----------------------------|----------------------------|-------------------------------|-------------------------------|------------------------------|---|-----------------------|---|---------------|------------|------------|------------|----------|---|-------|-------|
| | Days..... | Months..... | | | | | | | | | | | | | | Value of Library..... | No. of Volumes in District Library..... | Total..... | Brick..... | Stone..... | Frame..... | Log..... | | | |
| Palmer..... | 9 | 3 | | | | 567 | | | 1,763 | 75 | 11 | 9 | 87 | 3 | 1 | | | | | | | | | 100 | |
| Conrow..... | 1 | 6 | | | | 1,274 | | | 122 | 379 | 11 | 11 | 76 | 6 | 1 | | | | | | | | | 300 | |
| Darrock..... | 1 | 3 | | | | 816 | | | 11 | 15 | 13 | 11 | 76 | 1 | 1 | | | | | | | | | 50 | |
| Jardine..... | 18 | 4 | | | | 3,382 | | | 11 | 6 | 37 | 37 | 66 | 7 | 1 | | | | | | | | | 1,000 | |
| Mill Creek..... | | | | | | 737 | | | | 73 | 38 | 9 | 84 | 16 | 1 | | | | | | | | | 50 | |
| Cottonwood..... | | | | | | 452 | | | | 52 | 10 | 13 | 90 | 3 | 1 | | | | | | | | | 200 | |
| Murphy..... | 19 | 3 | | | | 515 | | | 26 | 32 | 8 | 10 | 96 | 3 | 1 | | | | | | | | | 100 | |
| Gordon..... | | | | | | 619 | | | | 215 | 11 | 10 | 73 | 4 | 1 | | | | | | | | | 250 | |
| Bruffey..... | | | | | | 563 | | | | 11 | 10 | 10 | 73 | 4 | 1 | | | | | | | | | 150 | |
| Upper Rock Creek..... | | | | | | 900 | | | | 500 | 10 | 9 | 80 | 5 | 2 | | | | | | | | | 300 | |
| Muir..... | | | | | | 152 | | | | 8 | 13 | 5 | 95 | 3 | 1 | | | | | | | | | 600 | |
| Meyersburg..... | | | | | | 366 | | | | 38 | 6 | 6 | 91 | 3 | 1 | | | | | | | | | 500 | |
| Cuttler..... | | | | | | | | | | 1 | 4 | 5 | 95 | 3 | 1 | | | | | | | | | 150 | |
| Shields..... | | | | | | | | | | | | | | | | | | | | | | | | | |
| Totals..... | 231 | 15 | | | | 10,317 | 10,317 | 10,317 | 3,356 | 8,962 | 887 | 783 | 87 | 87 | 101 | 1,012 | 682 | 16 | 19 | 3 | 38 | 36,875 | | | |

Financial Report of the School Districts in Ravalli County—Continued.

| NAME OF DISTRICT | DISBURSEMENTS | | | | | | | | |
|----------------------|----------------------|--------------------|---|--|------------------------------------|---------------------|------------------------------|----------|-----------|
| | 9 | 10 | 11 | 12 | 13 | 14 | 15 | | |
| | For Teachers' Wages. | For Libraries..... | For School Apparatus..... | For School Houses, Sites, Fences, Out-houses, Repairs, Furniture, etc..... | For Other Incidental Expenses..... | On Bonded Debt..... | Interest on Bonded Debt..... | | |
| | 16 | 17 | Amount Remaining on Hand Aug. 31, 1900. | | | | | 18 | |
| Saw Tooth | 210 00 | | | 10 00 | 24 50 | | | 117 11 | 361 61 |
| Curlew | 320 00 | | | | 41 72 | | | 607 58 | 1,029 50 |
| Boyl | 146 19 | | | | | | | 12 55 | 188 74 |
| Stora | 110 00 | | | | 2 00 | | | 17 17 | 159 17 |
| Sleeping Child | 96 00 | | | | 1 65 | | | 118 78 | 222 43 |
| Pine Hollow | 240 00 | | | | 20 | | | 18 71 | 258 91 |
| Totals | 16,968 58 | 133 05 | 321 55 | 2,045 50 | 1,855 91 | 3,029 30 | 1,290 30 | 7,177 50 | 32,841 11 |



Art Room
Agricultural College

Statistical Report of the School Districts in Ravalli County, Montana, for the Year Ending August 31, 1900.

| No. of District..... | NAME OF DISTRICT | CENSUS FOR APPOINTMENT OF PUBLIC FUND | | | | AV. SALARY PER MONTH | Districts which built new School Houses during year.. | STATISTICS RELATING TO COMPULSORY EDUCATION | | | NO. TEACHERS EMPLOYED AT THE SAME TIME FOR 12 WEEKS OR MORE | | | |
|----------------------|------------------|---------------------------------------|--------|----------------------|---|----------------------|---|---|--------|-------|---|---|--|---|
| | | Male | Female | Under 6 yrs. of age. | No. of Children between the Ages of 6 and 21 years..... | | | Male | Female | Total | No. of children between 8 and 14 years of age residing in the district Aug. 31, 1900..... | No. of such children who attended the district school for at least 12 weeks during the year ending Aug. 31, 1900..... | No. of such children who attended private schools or were instructed at home for at least 12 wks. during the yr. ending Aug. 31, 1900. | |
| 1 | Corvallis | 78 | 63 | 45 | 27 | \$ 85.00 | 1 | 36 | 38 | 1 | 1 | 2 | 2 | 2 |
| 2 | Stevensville | 165 | 100 | 88 | 50 | 85.00 | 1 | 138 | 106 | 1 | 1 | 2 | 2 | 2 |
| 3 | Hamilton | 255 | 197 | 237 | 99 | 150.00 | 3 | 295 | 265 | 1 | 1 | 2 | 2 | 2 |
| 4 | Etna | 36 | 21 | 9 | 6 | 55.00 | 3 | 38 | 38 | 1 | 1 | 2 | 2 | 2 |
| 5 | Grantsdale | 119 | 59 | 40 | 30 | 57.50 | 3 | 54 | 50 | 1 | 1 | 2 | 2 | 2 |
| 6 | Burnt Fork | 115 | 67 | 33 | 15 | 50.00 | 3 | 64 | 61 | 1 | 1 | 2 | 2 | 2 |
| 7 | Victor | 118 | 57 | 42 | 19 | 55.00 | 3 | 17 | 17 | 1 | 1 | 2 | 2 | 2 |
| 8 | Hoiden | 38 | 22 | 14 | 13 | 55.00 | 3 | 45 | 45 | 1 | 1 | 2 | 2 | 2 |
| 9 | Darby | 105 | 37 | 69 | 41 | 50.00 | 3 | 19 | 19 | 1 | 1 | 2 | 2 | 2 |
| 10 | Fairview | 40 | 33 | 17 | 11 | 45.00 | 3 | 55 | 55 | 1 | 1 | 2 | 2 | 2 |
| 11 | Fair Play | 51 | 40 | 27 | 10 | 50.00 | 3 | 29 | 29 | 1 | 1 | 2 | 2 | 2 |
| 12 | Eight Mile | 59 | 27 | 32 | 9 | 45.00 | 3 | 17 | 17 | 1 | 1 | 2 | 2 | 2 |
| 13 | Lone Stone | 38 | 32 | 13 | 6 | 40.00 | 3 | 11 | 11 | 1 | 1 | 2 | 2 | 2 |
| 14 | Camas | 37 | 19 | 18 | 9 | 40.00 | 3 | 10 | 10 | 1 | 1 | 2 | 2 | 2 |
| 15 | Wagner | 63 | 33 | 30 | 17 | 40.00 | 3 | 29 | 29 | 1 | 1 | 2 | 2 | 2 |
| 16 | Baldwin | 72 | 35 | 37 | 17 | 40.00 | 3 | 20 | 20 | 1 | 1 | 2 | 2 | 2 |
| 17 | Bridge | 32 | 14 | 18 | 7 | 40.00 | 3 | 9 | 9 | 1 | 1 | 2 | 2 | 2 |
| 18 | Canon Creek | 104 | 44 | 60 | 35 | 50.00 | 3 | 52 | 52 | 1 | 1 | 2 | 2 | 2 |
| 19 | Pleasant View | 50 | 21 | 29 | 13 | 42.50 | 3 | 30 | 30 | 1 | 1 | 2 | 2 | 2 |
| 20 | Como | 36 | 18 | 10 | 6 | 40.00 | 3 | 10 | 10 | 1 | 1 | 2 | 2 | 2 |
| 21 | Robertson | 82 | 20 | 12 | 5 | 35.00 | 3 | 8 | 8 | 1 | 1 | 2 | 2 | 2 |
| 22 | Rye Creek | 33 | 13 | 10 | 20 | 45.00 | 3 | 15 | 15 | 1 | 1 | 2 | 2 | 2 |
| 23 | Birch Creek | 32 | 15 | 17 | 9 | 45.00 | 3 | 15 | 15 | 1 | 1 | 2 | 2 | 2 |
| 24 | Willow Creek | 62 | 33 | 29 | 11 | 45.00 | 3 | 15 | 15 | 1 | 1 | 2 | 2 | 2 |
| 25 | Willow Creek | 29 | 20 | 11 | 6 | 45.00 | 3 | 15 | 15 | 1 | 1 | 2 | 2 | 2 |
| 26 | Bass Creek | 24 | 17 | 18 | 8 | 50.00 | 3 | 15 | 15 | 1 | 1 | 2 | 2 | 2 |

Statistical Report of the School Districts in Ravalli County—Continued.

| No. of Each District..... | NAME OF DISTRICT | CENSUS FOR APPOINTMENT OF PUBLIC FUNDS | | | | AV. SALARY PER MONTH | | STATISTICS RELATING TO COMPULSORY EDUCATION | | | NO. TEACHERS EMPLOYED AT THE SAME TIME FOR 12 WEEKS OR MORE | | |
|---------------------------|------------------|--|--------|---------------------|-----|----------------------|--------|---|-------|---|---|--------|-------|
| | | Male | Female | Under 6 yrs. of Age | | Male | Female | 1 | 2 | 3 | Male | Female | Total |
| 27 | Saw Tooth | 12 | 6 | 12 | | 35 00 | 1 | 13 | | | | | |
| 28 | Carlew | 13 | 11 | 19 | | 40 00 | 1 | 32 | | | | | |
| 29 | Roll | 15 | 10 | 19 | | 45 00 | | 16 | 13 | | | | |
| 30 | Roll | 7 | 10 | 10 | | 40 00 | | 5 | 16 | | | | |
| 31 | Sola | 4 | 1 | 5 | | 40 00 | | 5 | 7 | | | | |
| 32 | Sleeping Child | 11 | 1 | 12 | | 32 00 | | 6 | 1 | | | | |
| 33 | Pine Hollow | 15 | 6 | 14 | | 40 00 | | 21 | 21 | | | | |
| | Totals | 1,191 | 661 | 996 | 182 | 60 00 | 5 | 1,167 | 1,946 | 3 | 9 | 33 | 42 |

* 3-1 yr + 6-2 1/2 yr. † 3-2 1/2 yr. § 4-5 mo. • 7-5 mo.

No. of Each District.....

Statistical Report of the School Districts in Ravalli County—Continued.

| NAME OF DISTRICT | TIMES SCHOOL WAS KEPT | | No. of Pupils Attending Private Schools | No. of Private Schools | Value of School Houses, Including Site, if Any |
|------------------|-----------------------|--------|---|------------------------|--|
| | Days | Months | | | |
| Corvallis | 14 | 1 | | | 6,700 |
| Stevensville | 16 | 9 | | | 3,000 |
| Hamilton | 9 | 5 | | | 22,000 |
| Ema | 4 | 2 | | | 575 |
| Grantsdale | 9 | 1 | | | 3,270 |
| Burnt Fork | 15 | 1 | | | 100 |
| Victor | 13 | 5 | | | 3,000 |
| Holden | 5 | 5 | | | 530 |
| Darby | 6 | 5 | | | 530 |
| Fair View | 12 | 1 | | | 550 |
| Fair Play | 18 | 1 | | | 315 |
| Eight Mile | 5 | 5 | | | 750 |
| Lone Stone | 19 | 1 | | | 50 |
| Camas | 8 | 1 | | | 250 |
| Wagner | 16 | 6 | | | 50 |
| Baldwin | 6 | 1 | | | 1,050 |
| Bridger | 19 | 4 | | | 70 |
| Canon Creek | 15 | 1 | | | 700 |
| Pleasant View | 11 | 1 | | | 1,000 |
| Como | 11 | 1 | | | 550 |
| Robertson | 6 | 1 | | | 515 |
| Rye Creek | 18 | 1 | | | 550 |
| Birch Creek | 19 | 1 | | | 50 |
| Willow Creek | 27 | 1 | | | 250 |
| Bass Creek | 6 | 1 | | | 400 |
| | | | | | 420 |

Financial Report of the School Districts in Silver Bow County, Montana, for the Year Ending August 31, 1900.

| NAME OF DISTRICT | RECEIPTS | | | | | | | |
|----------------------------|---------------------------------|---|-------------------------------|----------------------------|--------------------------------------|--------------------------------------|--|--------------|
| | 1 | 2 | 3 | 4 | 5 | 6 | 7 | 8 |
| No. of Each District | Cash on Hand Aug. 31, 1900..... | Amount Apportioned to District During Year..... | Proceeds of School Lands..... | Raised by Special Tax..... | Amount Rec'd From Sale of Bonds..... | Amount Rec'd From Premium on Bonds.. | Amount From All Other Sources Not Named..... | Total..... |
| 1 Butte City | \$77,307 52 | \$213,929 13 | \$ 2,000 00 | | | | 950 70 | 294,187 35 |
| 2 Burlington | 915 39 | 1,826 94 | | | | | | 2,742 33 |
| 3 Silver Bow..... | 1,506 95 | 1,409 40 | | | | | | 2,916 35 |
| 4 Divide | 148 07 | 285 05 | | | | | | 433 12 |
| 5 Melrose | 1,077 95 | 934 80 | | 997 24 | | | | 3,009 49 |
| 6 Brown's Gulch..... | 80 53 | 332 55 | | | | | | 413 08 |
| 7 Ralston | 265 47 | 316 21 | | | | | | 582 18 |
| 8 Feeley | 226 84 | 253 97 | | | | | | 480 21 |
| 9 Meadow Gulch | 320 80 | 623 35 | | | | | | 954 75 |
| Totals..... | \$1,849 52 | \$18,931 40 | \$ 2,000 00 | \$ 997 24 | | | \$ 950 70 | \$305,728 80 |

Financial Report of the School Districts in Silver Bow County—Continued.

| NAME OF DISTRICT | DISBURSEMENTS | | | | | | | Total | |
|------------------|---------------------|---------------|----------------------|--|-------------------------------|----------------|-------------------------|--|------------|
| | 9 | 10 | 11 | 12 | 13 | 14 | 15 | | 16 |
| | For Teachers' Wages | For Libraries | For School Apparatus | For School Houses, Sites, Fences, Out-houses, Repairs, Furniture, etc. | For Other Incidental Expenses | On Bonded Debt | Interest on Bonded Debt | Amount Remaining on Hand Aug. 31, 1900 | |
| Battle City | 122,722 95 | 8,484 62 | 1,257 54 | 63,030 36 | 34,331 64 | 50,000 00 | 4,333 35 | 9,423 98 | 291,171 35 |
| Burlington | 2,630 00 | | 4 00 | 75 00 | 275 80 | | | 347 53 | 2,732 33 |
| Silver Bow | 1,190 00 | | | 30 25 | 59 10 | | | 1,637 00 | 2,916 35 |
| Divide | 530 00 | | | | | | | 293 12 | 133 12 |
| Melrose | 785 00 | | 110 11 | 244 47 | 62 00 | | | 1,807 61 | 3,009 49 |
| Brown's Gulch | 302 50 | | 7 30 | 4 00 | | | | 98 68 | 413 08 |
| Ralston | 137 50 | | | | | | | 444 68 | 582 18 |
| Feeley | 350 00 | | 11 15 | 11 00 | 7 50 | | | 100 56 | 190 21 |
| Meadow Gulch | 455 03 | | 35 00 | | 59 15 | | | 365 60 | 954 75 |
| Totals | 128,262 95 | 8,484 62 | 1,425 40 | 63,395 68 | 35,398 19 | 50,000 00 | 4,333 35 | 11,428 66 | 305,728 87 |

Statistical Report of the School Districts in Silver Bow County, Montana, for the Year Ending August 31, 1900.

| NAME OF DISTRICT | CENSUS FOR APPORTIONMENT OF PUBLIC FUNDS | | | | AV. SALARY PER MONTH | | STATISTICS RELATING TO COMPULSORY EDUCATION | | | NO. TEACHERS EMPLOYED AT THE SAME TIME FOR 10 WEEKS OR MORE | | |
|------------------|--|--------|---------------------|-------|----------------------|-----------|---|-------|-------|---|-------|-----|
| | Male | Female | Under 6 yrs. of Age | Male | Female | 1 | 2 | 3 | Male | Female | Total | |
| 1 Butte City | 5,315 | 5,297 | 5,112 | 2,474 | 2,638 | \$ 125 00 | \$ 75 00 | 7,242 | 6,636 | 1,401 | 8 | 152 |
| 2 Burlington | 48 | 30 | 69 | 31 | 38 | 75 00 | 70 00 | 17 | 59 | 1 | 1 | 3 |
| 3 Silver Bow | 82 | 57 | 36 | 19 | 17 | 75 00 | 60 00 | 8 | 14 | 1 | 1 | 2 |
| 4 Divide | 19 | 11 | 7 | 5 | 2 | 50 00 | 50 00 | 35 | 45 | 1 | 1 | 1 |
| 5 McRose | 53 | 31 | 34 | 18 | 16 | 80 00 | 80 00 | 20 | 18 | 1 | 1 | 1 |
| 6 Brown's Gulch | 30 | 17 | 9 | 1 | 8 | 50 00 | 50 00 | 14 | 12 | 1 | 1 | 1 |
| 7 Ralston | 24 | 12 | 7 | 1 | 6 | 55 00 | 50 00 | 8 | 15 | 1 | 1 | 1 |
| 8 Pecey | 19 | 10 | 9 | 4 | 6 | 50 00 | 60 00 | 19 | 22 | 1 | 1 | 1 |
| 9 Meadow Gulch | 36 | 22 | 14 | 8 | 6 | 60 00 | 60 00 | 7,453 | 6,865 | 1,401 | 10 | 163 |
| Total | 10,979 | 5,501 | 5,298 | 2,561 | 2,737 | 175 | 500 | 7,453 | 6,865 | 1,401 | 10 | 163 |

* District No. 1 built 2.

+ From 1 to 12 years.

Statistical Report of the School Districts in Silver Bow County--Continued.

| NAME OF DISTRICT | No. of Private Schools | No. of Pupils Attending Private Schools | TIME SCHOOL WAS KEPT | | Number of Graduates from a Normal School | Whole Number Enrolled During Year | Whole Number Days of Attendance During the Year | Total Number Days' Attendance | Total No. Times Tardy | Total No. Days Absent | Average No. Belonging | Average Daily Attendance | Percentage of Attendance | No. of Months of School | No. of Visits by County Superintendent | DISTRICT LIBRARIES | | SCHOOL HOUSES | | | | | Value of School Houses, Including Site, if Any | | |
|------------------|------------------------|---|----------------------|--------|--|-----------------------------------|---|-------------------------------|-----------------------|-----------------------|-----------------------|--------------------------|--------------------------|-------------------------|--|------------------------------------|------------------|---------------|-------|-------|-------|-------|--|---------|-------|
| | | | Days | Months | | | | | | | | | | | | No. of Volumes in District Library | Value of Library | Total | Brick | Stone | Frame | Log | | | |
| Baite City | 51401 | | 10 | | 79 | 6,636 | 808,296 | 808,296 | 3,371 | 34,337 | 48.04 | 45.94 | 86 | 10 | 300 | 3,578 | \$2,500 | 2 | 12 | | | | | 155,400 | |
| Burlington | | | 9 | | 1 | 163 | 3,351 | 3,351 | 240 | 881 | 19 | 18 | 91 | 9 | 4 | 35 | 37 | | 12 | | | | | 2,700 | |
| Silver Bow | | | 10 | | | 81 | 5,007 | 5,007 | 197 | 133 | 23.17 | 20.4 | 91 | 10 | 4 | | | | | | | | | 1,800 | |
| Divide | | | 10 | | | 14 | 658 | 658 | 109 | 109 | 10 | 9 | 85 | 6 | 3 | | | | | | | | | 600 | |
| Melrose | | | 10 | | | 45 | 5,952 | 5,952 | 425 | 876 | 36 | 22 | 88 | 10 | 27 | | | | | | | | | 700 | |
| Brown's Gulch | | | 5 | | | 20 | 1,657 | 1,657 | 2 | 13 | 15 | 11 | 90 | 5 | 3 | | | | | | | | | 500 | |
| Ralston | | | 10 | | | 14 | 312 | 312 | 2 | 42 | 12 | 10 | 92 | 6 | 3 | | | | | | | | | 325 | |
| Frederick | | | 6 | | | 15 | 836 | 836 | 57 | 110 | 10 | 8 | 89 | 6 | 3 | | | | | | | | | 200 | |
| Meadow Gulch | | | 6 | | | 22 | 1,228 | 1,228 | 57 | 612 | 20 | 14 | 89 | 6 | 3 | | | | | | | | | 300 | |
| Totals | 51401 | | 68 | | 80 | 6,950 | 863,897 | 863,897 | 4,371 | 35,446 | 193.21 | 171.34 | 89 | 68 | 324 | 3,610 | \$2,537 | 1 | 9 | 13 | | | | | 2,275 |

Financial Report of the School Districts in Sweet Grass County, Montana, for the Year Ending August 31, 1900.

| No. of Each District..... | NAME OF DISTRICT | RECEIPTS | | | | | | | |
|---------------------------|-------------------------|---------------------------------|---|-------------------------------|----------------------------|-------------------------------------|--|--|------------|
| | | 1 | 2 | 3 | 4 | 5 | 6 | 7 | 8 |
| | | Cash on Hand Aug. 31, 1899..... | Amount Apportioned to District During the Year..... | Proceeds of School Lands..... | Raised by Special Tax..... | Amount Received from Sale of Bonds. | Amount Received from Premium on Bonds..... | Amount from all Other Sources Not Named..... | Total..... |
| 1 | Big Timber..... | 272 01 | 2,701 29 | 282 74 | 2,277 30 | | | 118 75 | 5,652 48 |
| 2 | Swamp Creek..... | 54 21 | 316 51 | 35 90 | | | | | 406 62 |
| 3 | Settlement..... | 143 63 | 527 52 | 59 84 | | | | | 730 99 |
| 4 | Basin..... | 213 68 | 224 19 | 25 43 | | | | | 463 30 |
| 5 | Basin..... | 590 32 | 471 76 | 53 86 | | | | | 848 94 |
| 6 | Meville..... | 33 48 | 303 22 | 34 31 | | | | | 431 21 |
| 7 | Lowie Beaver..... | 144 01 | 461 58 | 52 36 | | | | | 657 95 |
| 8 | White Beaver..... | 11 52 | 283 76 | 29 92 | | | | | 305 20 |
| 9 | Reed Point..... | 48 53 | 395 61 | 44 88 | | | | | 489 11 |
| 10 | Kent..... | 86 46 | 197 81 | 22 44 | | | | | 311 51 |
| 12 | Over Creek..... | 3 04 | 145 06 | 16 46 | | | | | 164 56 |
| 13 | McLeod..... | 224 37 | 303 32 | 34 41 | | | | | 562 10 |
| 14 | Boulder..... | 2 96 | 171 44 | 19 45 | | | | | 193 85 |
| 15 | American Fork..... | 175 83 | 224 19 | 25 43 | 61 51 | | | | 486 96 |
| 16 | Grey Cliff..... | 48 02 | 290 13 | 32 91 | | | | | 371 06 |
| 17 | Deer Creek..... | 146 93 | 487 95 | 55 35 | | | | | 680 23 |
| 18 | Duck Creek..... | 91 31 | 211 00 | 23 94 | | | | | 326 25 |
| 19 | Merrill..... | 134 43 | 184 63 | 20 94 | | | | | 330 00 |
| 20 | *Nye (Joint)..... | | | | | | | | |
| 21 | Duffey..... | 205 89 | 171 44 | 19 45 | | | | | 396 78 |
| 22 | Curtis..... | 186 24 | 422 01 | 47 87 | | | | | 656 12 |
| 23 | East Boulder..... | 152 99 | 263 76 | 29 92 | | | | | 446 67 |
| 24 | *Alsarokee (Joint)..... | | | | 132 07 | | | | |
| 25 | Wormser..... | 51 07 | 316 51 | 35 90 | | | | | 523 55 |
| 26 | Sanderson..... | 161 29 | 211 00 | 23 94 | | | | | 396 23 |

Financial Report of the School Districts in Sweet Grass County—Continued.

| No. of Each District.... | NAME OF DISTRICT | RECEIPTS | | | | | | |
|--------------------------|--|----------|----------|----------|----------|---|--------|-----------|
| | | 1 | 2 | 3 | 4 | 5 | 6 | 7 |
| | Cash on Hand Aug. 31, 1899..... | 12 35 | | | | | | |
| | Amount Apportioned to Districts During Year..... | | 197 82 | | | | | |
| | Proceeds of School Lands..... | | 22 41 | | | | | |
| | Raised by Special Tax..... | | | | | | | |
| | Amount Rec'd From Sale of Bonds..... | | | | | | | |
| | Amount Rec'd From Premium on Bonds.. | | | | | | | |
| | Amount From All Other Sources Not Named..... | | | | | | | |
| | Total..... | | | | | | | |
| 27 | Flanagan Joint..... | | | | | | | 332 19 |
| 28 | Herrington..... | | | | | | | 167 32 |
| 29 | West Boulder..... | | 115 06 | | | | | 5 70 |
| 30 | Marley..... | | 21 35 | | | | | 36 19 |
| 31 | Lower Stillwater..... | | | | | | | |
| | Totals..... | 2,943 51 | 9,613 95 | 1,000 59 | 2,151 95 | | 119 25 | 10,369 27 |

*In Carbon Co.

Statistical Report of the School Districts in Sweet Grass County, Montana, for the Year Ending August 31, 1900.

| NAME OF DISTRICT | CENSUS FOR APPORTIONMENT OF PUBLIC FUNDS | | AV. SALARY PER MONTH | | STATISTICS RELATING TO COMPULSORY EDUCATION | | | NO. TEACHERS EMPLOYED AT THE SAME TIME FOR 10 WEEKS OR MORE | | | | | |
|------------------------|---|-------------|----------------------|-------------|--|----|-----|---|-------------|------------|---|--|--|
| | No. of Children between the Ages of 6 and 21 years..... | | | | No. children between 8 and 14 years of age residing in the District Aug. 31, 1900..... | | | No. of such Children who attended the district school for at least 12 weeks during the year ending Aug. 31, 1900..... | | | No. of such Children who attended private schools or were instructed at home for at least 12 weeks, during year ending Aug. 31, 1900..... | | |
| | Male..... | Female..... | Male..... | Female..... | 1 | 2 | 3 | Male..... | Female..... | Total..... | | | |
| 1 Big Timber | 116 | 97 | 104 | 51 | 53 | 5 | 110 | 1 | 1 | 2 | | | |
| 2 Swamp Creek | 24 | 17 | 12 | 7 | 5 | 5 | 12 | 1 | 1 | 2 | | | |
| 3 Settlement | 35 | 15 | 15 | 4 | 11 | 3 | 15 | 1 | 1 | 2 | | | |
| 4 Basin | 17 | 8 | 7 | 4 | 3 | 3 | 9 | 1 | 1 | 2 | | | |
| 5 Melville | 30 | 14 | 18 | 12 | 6 | 6 | 15 | 1 | 1 | 2 | | | |
| 6 Melvin | 29 | 14 | 15 | 13 | 8 | 8 | 14 | 1 | 1 | 2 | | | |
| 7 Howie | 38 | 20 | 18 | 20 | 13 | 8 | 15 | 1 | 1 | 2 | | | |
| 8 White Beaver | 18 | 11 | 6 | 3 | 3 | 3 | 12 | 1 | 1 | 2 | | | |
| 9 Reed Point | 29 | 17 | 8 | 4 | 4 | 4 | 19 | 1 | 1 | 2 | | | |
| 10 Keut | 27 | 11 | 6 | 6 | 4 | 4 | 8 | 1 | 1 | 2 | | | |
| 11 Otter Creek | 18 | 8 | 3 | 3 | 4 | 4 | 13 | 1 | 1 | 2 | | | |
| 12 McLeod | 23 | 12 | 8 | 3 | 3 | 3 | 14 | 1 | 1 | 2 | | | |
| 13 Boulder | 10 | 4 | 5 | 3 | 5 | 5 | 11 | 1 | 1 | 2 | | | |
| 14 American Fork | 19 | 5 | 8 | 3 | 4 | 4 | 13 | 1 | 1 | 2 | | | |
| 15 Grey Cliff | 21 | 15 | 6 | 3 | 4 | 4 | 20 | 1 | 1 | 2 | | | |
| 16 Deer Creek | 48 | 27 | 27 | 15 | 12 | 12 | 26 | 1 | 1 | 2 | | | |
| 17 Deer Creek | 13 | 6 | 6 | 4 | 2 | 2 | 9 | 1 | 1 | 2 | | | |
| 18 Duck Creek | 13 | 5 | 4 | 2 | 2 | 2 | 7 | 1 | 1 | 2 | | | |
| 19 Merrill | 13 | 8 | 4 | 2 | 2 | 2 | 5 | 1 | 1 | 2 | | | |
| 20 Nye | 15 | 8 | 10 | 6 | 3 | 3 | 3 | 1 | 1 | 2 | | | |
| 21 Duffay | 9 | 1 | 5 | 3 | 2 | 2 | 3 | 1 | 1 | 2 | | | |
| 22 Curtis | 40 | 22 | 18 | 6 | 11 | 11 | 28 | 1 | 1 | 2 | | | |
| 23 East Boulder | 30 | 10 | 10 | 6 | 11 | 11 | 12 | 1 | 1 | 2 | | | |
| 24 Absarokee | 1 | 1 | 1 | 1 | 1 | 1 | 1 | 1 | 1 | 2 | | | |
| 25 Worner | 22 | 15 | 13 | 6 | 6 | 6 | 12 | 1 | 1 | 2 | | | |
| 26 Sanderson | 15 | 8 | 15 | 3 | 3 | 3 | 3 | 1 | 1 | 2 | | | |

No. of Each District

Statistical Report of the School Districts in Sweet Grass County—Continued.

| No. of Each District | NAME OF DISTRICT | CENSUS FOR APPOINTMENT OF PUBLIC FUNDS | | | | AV. SALARY PER MONTH | | STATISTICS RELATING TO COMPULSORY EDUCATION | | | NO. TEACHERS EMPLOYED AT THE SAME TIME FOR 12 WEEKS OR MORE | |
|----------------------|------------------|--|--------|---------------------|------|----------------------|----------|---|-----|------|---|-------|
| | | Male | Female | Under 6 yrs. of Age | Male | Female | 1 | 2 | 3 | Male | Female | Total |
| 27 | Floungou | 11 | 9 | 3 | 1 | 2 | 45 00 | 1 | 1 | 1 | 1 | 1 |
| 28 | Herington | 4 | 5 | 3 | 1 | 1 | 45 00 | 1 | 1 | 1 | 1 | 1 |
| 29 | West Boulder | 7 | 6 | 21 | 13 | 4 | 45 00 | 1 | 1 | 1 | 1 | 1 |
| 30 | Marley | 13 | 5 | 5 | 1 | 1 | 45 00 | 1 | 1 | 1 | 1 | 1 |
| 31 | Lower Stillwater | 3 | 4 | 4 | 3 | 1 | 15 00 | 1 | 1 | 1 | 1 | 1 |
| | Totals | 432 | 384 | 379 | 184 | 195 | \$ 50 00 | 3 | 396 | 10 | 5 | 34 |

No. of Each District


Statistical Report of the School Districts in Sweet Grass County—Continued.

| NAME OF DISTRICT | TIME SCHOOL WAS KEPT | | No. of Pupils Attending Private Schools | No. of Private Schools | No. of Graduates from a Normal School | Whole Number Enrolled During Year | Whole Number Days of Attendance During the Year | Total Number Days' Attendance | Total No. Times Tardy | Total No. Days Absent | Average No. Belonging | Average Daily Attendance | Percentage of Attendance | No. of Months of School | No. of Visits by County Superintendent | DISTRICT LIBRARIES | | SCHOOL HOUSES | | | | | Value of School Houses, Including Site, if Any | |
|------------------|----------------------|--------|---|------------------------|---------------------------------------|-----------------------------------|---|-------------------------------|-----------------------|-----------------------|-----------------------|--------------------------|--------------------------|-------------------------|--|------------------------------------|------------------|---------------|-------|-------|-------|-----|--|-------|
| | Days | Months | | | | | | | | | | | | | | No. of Volumes in District Library | Value of Library | Total | Brick | Stone | Frame | Log | | |
| Big Timber | 1 | 8 | 1 | 1 | 1 | 185 | 19,147 | 462 | 462 | 124 | 124 | 8 | 8 | 3 | 20 | 286 | 9 | 1 | 1 | 1 | 1 | 1 | \$12,000 | |
| Swamp Creek | 1 | 8 | 1 | 1 | 1 | 81 | 8,000 | 24 | 24 | 10 | 10 | 16 | 16 | 3 | 7 | 9 | 1 | 1 | 1 | 1 | 1 | 1 | 1 | 1,250 |
| Settlement | 1 | 8 | 1 | 1 | 1 | 32 | 2,578 | 32 | 32 | 10 | 10 | 8 | 8 | 4 | 3 | 70 | 50 | 1 | 1 | 1 | 1 | 1 | 1 | 300 |
| Basin | 1 | 15 | 1 | 1 | 1 | 18 | 1,820 | 36 | 36 | 15 | 15 | 15 | 15 | 3 | 3 | 58 | 60 | 1 | 1 | 1 | 1 | 1 | 1 | 350 |
| Melville | 1 | 13 | 1 | 1 | 1 | 27 | 1,882 | 43 | 43 | 13 | 13 | 19 | 19 | 3 | 3 | 65 | 75 | 1 | 1 | 1 | 1 | 1 | 1 | 250 |
| Nevin | 1 | 12 | 1 | 1 | 1 | 9 | 150 | 32 | 32 | 9 | 9 | 4 | 4 | 3 | 3 | 50 | 40 | 1 | 1 | 1 | 1 | 1 | 1 | 50 |
| White Beaver | 1 | 6 | 1 | 1 | 1 | 29 | 2,100 | 40 | 40 | 12 | 12 | 18 | 18 | 6 | 6 | 50 | 40 | 1 | 1 | 1 | 1 | 1 | 1 | 350 |
| Reed Point | 1 | 8 | 1 | 1 | 1 | 14 | 1,164 | 36 | 36 | 10 | 10 | 10 | 10 | 3 | 3 | 35 | 15 | 1 | 1 | 1 | 1 | 1 | 1 | 350 |
| Kent | 1 | 8 | 1 | 1 | 1 | 14 | 652 1/2 | 36 | 36 | 11 | 11 | 10 | 10 | 3 | 3 | 35 | 50 | 1 | 1 | 1 | 1 | 1 | 1 | 242 |
| Otter Creek | 1 | 10 | 1 | 1 | 1 | 14 | 800 1/2 | 36 | 36 | 11 | 11 | 10 | 10 | 3 | 3 | 35 | 50 | 1 | 1 | 1 | 1 | 1 | 1 | 400 |
| McLeod | 1 | 10 | 1 | 1 | 1 | 14 | 282 | 36 | 36 | 4 | 4 | 4 | 4 | 3 | 3 | 35 | 50 | 1 | 1 | 1 | 1 | 1 | 1 | 150 |
| Boulder | 1 | 10 | 1 | 1 | 1 | 14 | 378 | 36 | 36 | 7 | 7 | 7 | 7 | 3 | 3 | 35 | 50 | 1 | 1 | 1 | 1 | 1 | 1 | 150 |
| American Fork | 1 | 10 | 1 | 1 | 1 | 11 | 378 | 36 | 36 | 7 | 7 | 7 | 7 | 3 | 3 | 35 | 50 | 1 | 1 | 1 | 1 | 1 | 1 | 150 |
| Grey Cliff | 1 | 10 | 1 | 1 | 1 | 31 | 1,909 | 36 | 36 | 15 | 15 | 15 | 15 | 6 | 6 | 19 | 33 | 25 | 1 | 1 | 1 | 1 | 1 | 400 |
| Deer Creek | 1 | 10 | 1 | 1 | 1 | 31 | 1,779 | 36 | 36 | 8 | 8 | 8 | 8 | 6 | 6 | 19 | 33 | 25 | 1 | 1 | 1 | 1 | 1 | 160 |
| Duck Creek | 1 | 10 | 1 | 1 | 1 | 10 | 112 | 36 | 36 | 5 | 5 | 5 | 5 | 3 | 3 | 1 | 1 | 1 | 1 | 1 | 1 | 1 | 1 | 400 |
| Merrill | 1 | 10 | 1 | 1 | 1 | 5 | 469 | 36 | 36 | 1 | 1 | 5 | 5 | 3 | 3 | 1 | 1 | 1 | 1 | 1 | 1 | 1 | 1 | 400 |
| Nye | 1 | 10 | 1 | 1 | 1 | 5 | 564 | 36 | 36 | 6 | 6 | 6 | 6 | 3 | 3 | 1 | 1 | 1 | 1 | 1 | 1 | 1 | 1 | 125 |
| Duffey | 1 | 10 | 1 | 1 | 1 | 10 | 400 | 36 | 36 | 6 | 6 | 6 | 6 | 3 | 3 | 1 | 1 | 1 | 1 | 1 | 1 | 1 | 1 | 125 |
| Curtis | 1 | 10 | 1 | 1 | 1 | 33 | 2,394 | 36 | 36 | 18 | 18 | 18 | 18 | 3 | 3 | 16 | 21 | 0 | 1 | 1 | 1 | 1 | 1 | 200 |
| East Boulder | 1 | 10 | 1 | 1 | 1 | 15 | 615 | 36 | 36 | 10 | 10 | 10 | 10 | 3 | 3 | 16 | 21 | 0 | 1 | 1 | 1 | 1 | 1 | 75 |
| Absarokee | 1 | 10 | 1 | 1 | 1 | 16 | 615 | 36 | 36 | 11 | 11 | 11 | 11 | 3 | 3 | 16 | 20 | 0 | 1 | 1 | 1 | 1 | 1 | 450 |
| Wormser | 1 | 10 | 1 | 1 | 1 | 16 | 618 | 36 | 36 | 11 | 11 | 11 | 11 | 3 | 3 | 17 | 12 | 25 | 1 | 1 | 1 | 1 | 1 | 100 |
| Sanderson | 1 | 10 | 1 | 1 | 1 | 13 | 878 | 36 | 36 | 6 | 6 | 6 | 6 | 3 | 3 | 17 | 12 | 25 | 1 | 1 | 1 | 1 | 1 | 100 |

Statistical Report of the School Districts in Sweet Grass County—Continued.

| NAME OF DISTRICT | TIME SCHOOL WAS KEPT | | No. of Graduates from a Normal School | Whole Number Enrolled During Year | Whole Number Days of Attendance During the Year | Total Number Days' Attendance | Total No. Times Tardy | Total No. Days Absent | Average No. Belonging | Average Daily Attendance | Percentage of Attendance | No. of Months of School | No. of Visits by County Superintendent | DISTRICT LIBRARIES | | SCHOOL HOUSES | | | | | Value of School Houses, Including Site, if Any |
|------------------|----------------------|--------|---------------------------------------|-----------------------------------|---|-------------------------------|-----------------------|-----------------------|-----------------------|--------------------------|--------------------------|-------------------------|--|------------------------------------|------------------|---------------|-------|-------|-------|-------|--|
| | Days | Months | | | | | | | | | | | | No. of Volumes in District Library | Value of Library | Total | Brick | Stone | Frame | Log | |
| Flanagan | 1 | 1 | | 16 | 651 | 651 | | | | 10 | | 1 | 1 | | | | | | | | 150 |
| Herrington | | | | 12 | 317 | 317 | | | | 11 | | | | | | | | | | | |
| West Boulder | | | | 9 | 478 | 478 | | | | 8 | | | | | | | | | | | |
| Marley | | | | 10 | 111 | 111 | | | | 10 | | | | | | | | | | | |
| Lower Stillwater | | | | 21 | 607 | 607 | | | | 17 | | | | | | | | | | | |
| Totals | 134 | 129 | 10 | 639 | 46,421 | 46,421 | | | | 119 | | 140 | 61 | | | | | | | | |

* \$200.00 Value Library † Carbon Co. ‡ Unfinished § \$515.50 Total value Libraries.



Science Room

Normal School

Financial Report of the School Districts in Teton County, Montana, for the Year Ending August 31, 1900.

| NAME OF DISTRICT | RECEIPTS | | | | | | | Total |
|---------------------------|---------------------------------|--|-------------------------------|----------------------------|--------------------------------------|--------------------------------------|--|-----------|
| | 1 | 2 | 3 | 4 | 5 | 6 | 7 | |
| No. of Each District..... | Cash on Hand Aug. 31, 1899..... | Amount Apportioned to Districts During Year..... | Proceeds of School Lands..... | Raised by Special Tax..... | Amount Rec'd From Sale of Bonds..... | Amount Rec'd From Premium on Bonds.. | Amount From All Other Sources Not Named..... | |
| 1 Choteau..... | 1,745 62 | 3,360 04 | | 1,108 91 | | | | 6,023 57 |
| 2 Dupuyer..... | 1,076 78 | 2,559 84 | 24 50 | | | | | 3,661 12 |
| 3 Marias..... | 331 00 | 162 83 | | | | | | 793 83 |
| 4 Bellview..... | 1,196 00 | 1,502 00 | | | | | | 2,698 00 |
| 5 Burton..... | 326 49 | 848 95 | | 74 54 | | | | 1,250 98 |
| 6 Shelby..... | 63 60 | 350 04 | | | | | | 413 64 |
| Totals..... | 4,639 49 | 8,912 30 | 24 50 | 1,183 45 | | | | 14,819 74 |

Financial Report of the School Districts in Teton County—Continued.

| NAME OF DISTRICT | DISBURSEMENTS | | | | | | | Total..... |
|------------------|---------------------|--|-----------|-------------|-------------|----|-------------|------------|
| | 9 | 10 | 11 | 12 | 13 | 14 | 15 | |
| | For Teachers' Wages | | | | | | | |
| | | For Libraries..... | | | | | | |
| | | For School Apparatus | | | | | | |
| | | For School Houses, Sites, Fences, Out-houses, Repairs, Furniture, etc..... | | | | | | |
| | | For Other Incidental Expenses..... | | | | | | |
| | | On Bonded Debt..... | | | | | | |
| | | Interest on Bonded Debt..... | | | | | | |
| | | Amount ³ Remaining on Hand Aug. 31, 1900..... | | | | | | |
| | Total..... | | | | | | | |
| Choteau..... | 2,400 00 | \$ 74 45 | \$ 86 87 | 1,237 44 | \$ 1,119 91 | | | 6,023 57 |
| Dupuyer..... | 1,619 00 | | | 152 25 | 286 64 | | | 3,661 12 |
| Marble..... | 363 00 | | | 85 00 | 54 90 | | | 763 83 |
| Bellview..... | 725 00 | | | 294 13 | | | | 2,698 60 |
| Burton..... | 450 00 | 61 55 | 16 10 | | 197 50 | | | 1,249 98 |
| Shelby..... | 139 98 | | | 12 45 | 2 00 | | | 422 64 |
| Totals..... | 5,736 98 | \$ 133 00 | \$ 102 95 | \$ 1,781 37 | \$ 1,600 95 | | \$ 5,414 57 | 14,749 74 |

Statistical Report of the School Districts in Teton County, Montana, for the Year Ending August 31, 1900.

| NAME OF DISTRICT | CENSUS FOR APPORTIONMENT OF PUBLIC FUNDS | | | | AV. SALARY PER MONTH | | STATISTICS RELATING TO COMPULSORY EDUCATION | | | NO. TEACHERS EMPLOYED AT THE SAME TIME FOR 12 WEEKS OR MORE | | |
|------------------|---|-----------|-------------|---------------------|----------------------|-------------|---|---|---|---|-------------|------------|
| | No. of Children between the Ages of 6 and 21 Years..... | Male..... | Female..... | Under 6 yrs. of Age | Male..... | Female..... | 1 | 2 | 3 | Male..... | Female..... | Total..... |
| 1 Choteau..... | 287 | 162 | 125 | 56 | 27 | \$ 100 00 | 3 | | | 1 | | 3 |
| 2 Dupuyer..... | 217 | 109 | 108 | 105 | 61 | 80 00 | 3 | | | 1 | | 3 |
| 3 Marias..... | 41 | 18 | 23 | 13 | 5 | 60 00 | 1 | | | 1 | | 1 |
| 4 Bellview..... | 98 | 53 | 45 | 28 | 11 | 50 00 | 1 | | | | | 1 |
| 5 Burton..... | 110 | 55 | 55 | 24 | 3 | 50 00 | 1 | | | | | 2 |
| 6 Shelby..... | 29 | 17 | 12 | 10 | 6 | 60 00 | 1 | | | | | 1 |
| Totals..... | 783 | 414 | 368 | 221 | 123 | \$ 75 00 | 11 | | | 3 | 2 | 11 |

No. of Each District.....

Statistical Report of the School Districts in Teton County—Continued.

| NAME OF DISTRICT | Value of School Houses, In- cluding Site, if Any | SCHOOL HOUSES | | | | | DISTRICT LIBRARIES | | No. of Visits by County Superintendent..... | No. of Months of School ... | Percentage of Attendance.... | Average Daily Attendance.... | Average No. Belonging..... | Total No. Days Absent..... | Total No. Times Tardy..... | Total Number Days' Attend- ance..... | Whole Number Days of At- tendance During the Year... | Whole Number Enrolled During Year..... | Number of Graduates from a Normal School..... | TIME SCHOOL WAS KEPT | | No. of Pupils Attending Pri- vate Schools..... | No. of Private Schools..... |
|------------------|---|---------------|------------|------------|------------|----------|-----------------------|--|--|-----------------------------|------------------------------|------------------------------|----------------------------|----------------------------|----------------------------|---|---|---|--|-------------------------|-------------|---|-----------------------------|
| | | Total..... | Brick..... | Stone..... | Frame..... | Log..... | Value of Library..... | No. of Volumes in District Library..... | | | | | | | | | | | | Days..... | Months..... | | |
| Choteau..... | 10,000 | | | | | | | 27 | 10 | 78 | 41 | | | | | 15,633 | 132 | | 10 | | | | |
| Dupuyer..... | 3,200 | | | | | | | 5 | 10 | 68 | 9 | | | | | 6,335 | 68 | | 10 | | | | |
| Marion..... | 1,000 | | | | | | | 6 | 6 | 63 | 11 | | | | | 636 | 14 | | 6 | | | | |
| Bellview..... | 400 | | | | | | | 7 | 5 | 50 | 7 | | | | | 1,048 | 32 | | 7 | | | | |
| Burton..... | 1,000 | | | | | | | 2 | 4 | 20 | 45 | | | | | 3,324 | 45 | | 9 | | | | |
| Shelby..... | 50 | | | | | | | 4 | 4 | 10 | 66½ | | | | | 500 | 15 | | 4 | | | | |
| Totals..... | \$21,650 | 1 | | | 4 | 1 | | 46 | | 169 | | | | | 37,496 | 296 | | 45 | | | | | |

Financial Report of the School Districts in Valley County, Montana, for the Year Ending August 31, 1900.

| No. of Each District | NAME OF DISTRICT | RECEIPTS | | | | | | | | | | | |
|----------------------------|--|----------|----------|--------|---|---|---|---|---|--------|--|--|----------|
| | | 1 | 2 | 3 | 4 | 5 | 6 | 7 | 8 | | | | |
| | Cash on hand Aug. 31, 1899 | | | | | | | | | | | | |
| | Amount Apportioned to the District during the year.... | | | | | | | | | | | | |
| | Proceeds of School Lands..... | | | | | | | | | | | | |
| | Raised by Special Tax..... | | | | | | | | | | | | |
| | Amount Rec'd from Sale of Bonds..... | | | | | | | | | | | | |
| | Amount Rec'd from Premium on Bonds | | | | | | | | | | | | |
| | Amount from All Other Sources not Named | | | | | | | | | | | | |
| | Total..... | | | | | | | | | | | | |
| 1 | Girgow..... | 339 05 | 2,455 05 | 124 95 | | | | | | | | | 2,919 05 |
| 2 | Malta..... | 1,199 22 | 1,232 80 | | | | | | | | | | 2,432 02 |
| 3 | Saco..... | 79 02 | 630 14 | | | | | | | | | | 709 16 |
| 4 | Hinsdale..... | 46 30 | 580 44 | 63 50 | | | | | | | | | 690 24 |
| 5 | Culbertson..... | 422 63 | 1,817 16 | | | | | | | | | | 2,308 29 |
| 6 | Springdale..... | 333 80 | 340 44 | | | | | | | | | | 474 24 |
| 7 | New Hinsdale..... | | | | | | | | | 119 81 | | | 119 81 |
| | Totals..... | 2,320 02 | 7,193 03 | 188 45 | | | | | | 119 81 | | | 9,810 31 |

Statistical Report of the School Districts in Valley County, Montana, for the Year Ending August 31, 1900.

| NAME OF DISTRICT | CENSUS FOR APPOINTMENT OF PUBLIC FUNDS | | AV. SALARY PER MONTH | | STATISTICS RELATING TO COMPULSORY EDUCATION | | | NO. TEACHERS EMPLOYED AT THE SAME TIME FOR 12 WEEKS OR MORE | | | | | |
|---------------------|--|--------|----------------------|--------|--|-------|-----|---|--------|-------|--|--------|-------|
| | No. of Children between the Ages of 6 and 21 years | | | | No. Children between 8 and 14 years of age residing in the District Aug. 31, 1900..... | | | No. of such Children who attended the district school for at least 12 weeks during the year ending Aug. 31, 1900..... | | | No. of such Children who attended private schools or were instructed at home for at least 12 weeks, during year ending Aug 31, 1900..... | | |
| | Male | Female | Male | Female | 1 | 2 | 3 | Male | Female | Total | Male | Female | Total |
| 1 Glasgow..... | 95 | 105 | 60 | 51 \$ | 70 00 \$ | 52 50 | 87 | 42 | | 1 | 2 | 3 | |
| 2 Malta..... | 91 | 41 | 29 | 35 | 60 00 | 60 00 | 56 | 32 | | 1 | 1 | 2 | |
| 3 Saco..... | 43 | 24 | 11 | 7 | 50 00 | 50 00 | 18 | 12 | | | | 1 | |
| 4 Hinsdale..... | 66 | 38 | 16 | 14 | 50 00 | 50 00 | 34 | 24 | | | 1 | 1 | |
| 5 Culbertson..... | 201 | 91 | 102 | 48 | 45 00 | 45 00 | 107 | 51 | | | 2 | 2 | |
| 6 Springdale..... | 15 | 6 | 9 | 4 | 50 00 | 40 00 | 5 | 1 | | | 1 | 1 | |
| 7 New Hinsdale..... | 12 | 11 | 7 | 11 | 40 00 | 40 00 | 10 | 11 | | | 1 | 1 | |
| Total*..... | 639 | 309 | 185 | 150 \$ | 60 00 \$ | 49 60 | 317 | 173 | | 22 | 8 | 10 | |

* 1, 2, 3, 4, 5 mos. † Enlarged building. § Indian children.

No. of Each District

Statistical Report of the School Districts in Valley County—Continued.

| NAME OF DISTRICT | TIME SCHOOL WAS KEPT | | No. of Pupils Attending Private Schools..... | No. of Private Schools..... | Number of Graduates from a Normal School..... | Whole Number Enrolled During Year..... | Whole Number Days of Attendance During the Year... | Total Number Days' Attendance..... | Total No. Times Tardy..... | Total No. Days Absent..... | Average No. Belonging..... | Average Daily Attendance.... | Percentage of Attendance.... | No. of Months of School..... | No. of Visits by County Superintendent..... | DISTRICT LIBRARIES | | SCHOOL HOUSES | | | | | Value of School Houses, Including Site, if Any..... |
|--------------------|----------------------|-------------|--|-----------------------------|---|--|--|------------------------------------|----------------------------|----------------------------|----------------------------|------------------------------|------------------------------|------------------------------|---|---|-----------------------|---------------|------------|------------|------------|----------|---|
| | Days..... | Months..... | | | | | | | | | | | | | | No. of Volumes in District Library..... | Value of Library..... | Total..... | Brick..... | Stone..... | Frame..... | Log..... | |
| Glasgow..... | 9 | 11 | 1 | | | 89 | 10,790 | 724 | 1,171 | 34 | 34 | 89 | 89 | 10 | 3 | 217 | 130 | 1 | | | | | 5,150 |
| Malia..... | 10 | | | | | 52 | 3,803½ | 106 | 771½ | 27 | 26 | 82 | 82 | 9½ | 3 | 374 | 82 | | | | | | 2,000 |
| Saco..... | 8 | | | | | 12 | 828 | 28 | 169 | 5 | 5 | 83 | 83 | 10 | 1 | 15 | 5 | | | | | | 300 |
| Hinsdale..... | 9 | 14 | | | | 40 | 1,781½ | 62 | 611½ | 30 | 30 | 75 | 75 | 10 | 1 | 89 | 50 | | | | | | 300 |
| Cullertson..... | 9 | | | | | 72 | 3,774 | 221 | 2,949 | 53 | 50 | 95 | 94 | 4 | 3 | 60 | | | | | | | 1,300 |
| Springdale..... | 3 | | | | | 1 | 57 | 7 | 3 | 1 | 1 | 95 | 95 | | 1 | | | | | | | | 150 |
| New Hinsdale..... | 1 | 5 | | | | 13 | 1,276 | 45 | 91 | 12 | 11 | 93 | 93 | 5 | | | | | | | | | 150 |
| Totals..... | 53 | 10 | 1 | 1 | 259 | 22,305 | 1,193 | 5,766 | 142 | 107 | 107 | 566½ | 566½ | 12 | 12 | 455 | 207 | 1 | 3 | 3 | 2 | 1 | 9,000 |

* 87 1/2 * Own no school building.

Financial Report of the School Districts in Yellowstone County, Montana, for the Year Ending August 31, 1900.

| No. of Each District..... | NAME OF DISTRICT | RECEIPTS | | | | | | | |
|---------------------------|------------------|---------------------------------|---|-------------------------------|----------------------------|---|--|--|------------|
| | | 1 | 2 | 3 | 4 | 5 | 6 | 7 | 8 |
| | | Cash on Hand Aug. 31, 1899..... | Amount Apportioned to District During the Year..... | Proceeds of School Lands..... | Raised by Special Tax..... | Amount Received from Sale of Bonds..... | Amount Received from Premium on Bonds..... | Amount from all Other Sources Not Named..... | Total..... |
| 1 | Junction..... | 58 46 | 517 54 | | | | | | 576 00 |
| 2 | Flintings..... | 3840 68 | 12,037 97 | | 6,353 01 | 15,000 00 | 950 00 | 3,843 55 | 42,625 21 |
| 3 | Newman..... | 809 58 | 1,054 28 | | | | | 58 00 | 1,921 86 |
| 4 | Cañon Creek..... | 289 97 | 613 40 | | 9 06 | | | 39 86 | 1,052 29 |
| 5 | Park City..... | 400 26 | 1,130 06 | | | | | | 1,530 32 |
| 6 | Columbus..... | 7,098 68 | 1,725 19 | | 1,451 25 | | | 451 17 | 11,293 29 |
| 7 | Laurel..... | 700 07 | 1,035 11 | | | | | | 1,735 18 |
| 8 | Elder Grove..... | 220 97 | 575 06 | | | | | | 796 03 |
| 9 | Musselshell..... | 117 00 | 361 21 | | | | | | 511 27 |
| 10 | Tilden..... | 227 40 | 191 60 | | | | | | 429 00 |
| 11 | Trewin..... | 258 73 | 323 22 | | | | | | 581 95 |
| 12 | Roundup..... | 369 29 | 287 32 | | | | | | 656 61 |
| 13 | Kipids..... | 170 79 | 340 19 | | | | | | 510 98 |
| 14 | Attendale..... | 1,100 18 | 958 13 | | 179 19 | | | | 2,237 50 |
| 15 | Shirol..... | 335 38 | 479 23 | | | | | 8 95 | 823 56 |
| 16 | Sullivan..... | 91 98 | 383 28 | | | | | | 475 26 |
| | Totals..... | 16,119 68 | 21,929 00 | | 8,363 51 | 15,000 00 | 950 00 | 4,904 55 | 67,498 72 |

Statistical Report of the School Districts in Yellowstone County, Montana, for the Year Ending August 31, 1900.

| No. of District..... | NAME OF DISTRICT | CENSUS FOR APPOINTMENT OF PUBLIC FUND | | | | AV. SALARY PER MONTH | | Districts which built new School Houses during year.. | No. of Terms present Teacher has taught in District..... | STATISTICS RELATING TO COMPULSORY EDUCATION | | | NO. TEACHERS EMPLOYED AT THE SAME TIME FOR 12 WEEKS OR MORE | |
|----------------------|-------------------|---------------------------------------|-------------|----------------------|-----------|----------------------|-----------|---|--|---|-----|-----------|---|------------|
| | | Male..... | Female..... | Under 6 yrs. of age. | Male..... | Female..... | 1 | | | 2 | 3 | Male..... | Female..... | Total..... |
| 1 | Junction..... | 18 | 13 | 32 | 11 | 11 | \$ 50 00 | 1 | 2 | 20 | 10 | 1 | 1 | 1 |
| 2 | Rifflings..... | 915 | 372 | 932 | 182 | 182 | \$ 125 00 | 1 | 146 | 462 | 408 | 2 | 10 | 12 |
| 3 | Newman..... | 37 | 33 | 33 | 13 | 13 | 50 00 | 1 | 1 | 27 | 30 | 1 | 1 | 1 |
| 4 | Canyon Creek..... | 40 | 33 | 38 | 12 | 12 | 50 00 | 1 | 1 | 38 | 17 | 1 | 1 | 1 |
| 5 | Park City..... | 39 | 31 | 33 | 11 | 11 | 80 00 | 1 | 3 | 30 | 20 | 1 | 1 | 2 |
| 6 | Columbus..... | 125 | 51 | 40 | 21 | 19 | 75 00 | 1 | 3 | 81 | 42 | 1 | 1 | 2 |
| 7 | Laurel..... | 56 | 38 | 37 | 5 | 5 | 40 00 | 1 | 1 | 34 | 34 | 1 | 1 | 1 |
| 8 | Elder Grove..... | 37 | 30 | 17 | 9 | 8 | 50 00 | 1 | 1 | 19 | 9 | 1 | 1 | 1 |
| 9 | Musselshell..... | 50 | 13 | 17 | 9 | 8 | 50 00 | 1 | 2 | 21 | 9 | 1 | 1 | 1 |
| 10 | Tilden..... | 45 | 3 | 3 | 4 | 4 | 40 00 | 1 | 1 | 4 | 3 | 1 | 1 | 1 |
| 11 | Trewin..... | 20 | 11 | 19 | 8 | 11 | 45 00 | 1 | 1 | 13 | 7 | 1 | 1 | 1 |
| 12 | Roundup..... | 18 | 10 | 8 | 3 | 3 | 50 00 | 1 | 1 | 12 | 7 | 1 | 1 | 1 |
| 14 | Rapids..... | 16 | 6 | 4 | 2 | 2 | 40 00 | 1 | 1 | 11 | 5 | 1 | 1 | 1 |
| 22 | Allendale..... | 51 | 23 | 28 | 10 | 10 | 50 00 | 1 | 7 | 33 | 22 | 1 | 1 | 1 |
| 23 | Shiloh..... | 36 | 20 | 16 | 12 | 12 | 45 00 | 1 | 1 | 32 | 22 | 1 | 1 | 1 |
| 25 | Sullivan..... | 28 | 13 | 13 | 1 | 1 | 45 00 | 1 | 1 | 32 | 9 | 1 | 1 | 1 |
| | Totals..... | 1,333 | 662 | 627 | 303 | 324 | \$ 30 00 | 2 | 2 | 849 | 615 | 10 | 35 | 39 |

Statistical Report of the School Districts in Yellowstone County—Continued.

| NAME OF DISTRICT | TEMPERATURE SCHOOL WAS KEPT | | No. of Graduates from a Normal School | Whole Number Enrolled During Year | Whole Number Days of Attendance During Year | Total No. Days Attendance | Total Number Times Tardy | Total Number Days Absent | Average No. Belonging | Average Daily Attendance | Percentage of Attendance | No. of Months of School | No. of Visits by County Supt. | DISTRICT LIBRARIES | | SCHOOL HOUSE | | | | | Value of School House, Including Site, if Any | |
|------------------|-----------------------------|-----|---------------------------------------|-----------------------------------|---|---------------------------|--------------------------|--------------------------|-----------------------|--------------------------|--------------------------|-------------------------|-------------------------------|------------------------------------|------------------|--------------|-------|-------|-------|-------|---|--------|
| | Days | Mo | | | | | | | | | | | | No. of Volumes in District Library | Value of Library | Log | Frame | Stone | Brick | Total | | |
| Junction | 10 | 10 | 1 | 18 | 1,665 | 407 | 10 | 9 | 506 | 413 | 80 | 9 | 1 | 1 | 27 | 1 | 1 | 1 | 1 | 1 | 300 | |
| Billings | 10 | 10 | 1 | 668 | 86,256 | 3,177 | 506 | 91 | 223 | 413 | 96 | 9 | 1 | 1 | 650 | 1 | 1 | 1 | 1 | 1 | 22,000 | |
| Newman | 5 | 5 | 1 | 24 | 2,670 | 287 | 23 | 19 | 23 | 11 | 40 | 7 | 1 | 1 | 33 | 1 | 1 | 1 | 1 | 1 | 820 | |
| Canyon Creek | 9 | 9 | 1 | 27 | 1,649 | 322 | 23 | 11 | 23 | 11 | 89 | 8 | 1 | 1 | 150 | 1 | 1 | 1 | 1 | 1 | 635 | |
| Prock City | 9 | 9 | 1 | 50 | 5,190 | 671 | 42 | 30 | 42 | 30 | 89 | 9 | 1 | 1 | 1 | 1 | 1 | 1 | 1 | 1 | 2,740 | |
| Columbus | 10 | 10 | 2 | 110 | 11,748 | 208 | 83 | 76 | 83 | 76 | 91 | 10 | 1 | 1 | 50 | 1 | 1 | 1 | 1 | 1 | 15,300 | |
| Laurel | 8 | 8 | 1 | 13 | 4,229 | 746 | 33 | 22 | 33 | 22 | 77 | 8 | 1 | 1 | 12 | 1 | 1 | 1 | 1 | 1 | 1,800 | |
| Elder Grove | 8 | 8 | 1 | 31 | 1,366 | 1,666 | 31 | 10 | 31 | 10 | 65 | 8 | 1 | 1 | 1 | 1 | 1 | 1 | 1 | 1 | 350 | |
| Musselshell | 3 | 3 | 1 | 1 | 179 | 179 | 8 | 3 | 8 | 3 | 75 | 3 | 1 | 1 | 1 | 1 | 1 | 1 | 1 | 1 | 20 | |
| Tilden | 16 | 16 | 1 | 6 | 392 | 62 | 4 | 3 | 4 | 3 | 75 | 6 | 1 | 1 | 1 | 1 | 1 | 1 | 1 | 1 | 75 | |
| Trewin | 5 | 5 | 1 | 15 | 950 | 950 | 6 | 6 | 6 | 6 | 85 | 5 | 1 | 1 | 1 | 1 | 1 | 1 | 1 | 1 | 600 | |
| Roundup | 5 | 5 | 1 | 15 | 490 | 18 | 6 | 5 | 6 | 5 | 98 | 5 | 1 | 1 | 1 | 1 | 1 | 1 | 1 | 1 | 100 | |
| Rapids | 7 | 7 | 1 | 36 | 303 | 12 | 4 | 3 | 4 | 3 | 92 | 7 | 1 | 1 | 1 | 1 | 1 | 1 | 1 | 1 | 325 | |
| Albion | 7 | 7 | 1 | 36 | 2,816 | 60 | 34 | 21 | 34 | 21 | 92 | 7 | 1 | 1 | 15 | 1 | 1 | 1 | 1 | 1 | 1,000 | |
| Shelby | 6 | 6 | 1 | 13 | 1,398 | 92 | 10 | 8 | 10 | 8 | 89 | 6 | 1 | 1 | 1 | 1 | 1 | 1 | 1 | 1 | 500 | |
| Sullivan | 15 | 15 | 1 | 18 | 1,250 | 40 | 12 | 9 | 12 | 9 | 89 | 8 | 1 | 1 | 1 | 1 | 1 | 1 | 1 | 1 | 100 | |
| Totals | 117 | 117 | 12 | 1,675 | 127,733 | 8,927 | 832 | 648 | 832 | 648 | 85 | 4 | 53 | 1,356 | 985 | 11 | 1 | 1 | 1 | 1 | 19 | 46,625 |

† 1934

Abstract of the Financial Reports of the Counties in Montana, for the Year Ending August 31, 1900

| NAME OF COUNTY | RECEIPTS | | | | | | | |
|---|------------|------------|-----------|-----------|-----------|-----------|-----------|--------------|
| | 1 | 2 | 3 | 4 | 5 | 6 | 7 | 8 |
| No. of Counties | | | | | | | | |
| Cash on Hand Aug. 31, 1900..... | 5,391 35 | 16,496 77 | 2,100 25 | 5,051 92 | 12,625 00 | 429 08 | 636 82 | 30,288 17 |
| Amount Apportioned to District During Year..... | 10,666 37 | 14,913 30 | 2,553 24 | 977 50 | 15,433 20 | 1,291 35 | 1,931 81 | 13,282 00 |
| Proceeds of School Lands..... | 50,298 35 | 23,135 63 | 2,808 57 | 14,736 01 | 13 75 | 3,097 56 | 19,118 42 | 31,103 13 |
| Raised by Special Tax..... | 6,815 61 | 29,751 26 | 1,922 85 | 13 75 | 10,000 00 | 15,000 00 | 519 11 | 101,935 42 |
| Amount Rec'd From Sale of Bonds..... | 2,363 29 | 11,411 38 | 813 30 | 139 00 | 4,938 17 | 15,175 17 | 24 70 | 40,749 92 |
| Amount Rec'd From Premium on Bonds.. | 10,324 60 | 36,569 21 | 20,253 89 | 8,817 97 | 4,368 17 | 15,175 17 | 24 70 | 61,051 81 |
| Amount From All Other Sources Not Named..... | 5,896 29 | 11,910 61 | 1,058 24 | 12,119 39 | 1,512 00 | 1,983 92 | 1,086 71 | 14,286 70 |
| Total..... | 7,850 26 | 31,952 26 | 6,963 65 | 12,119 39 | 1,512 00 | 1,983 92 | 1,086 71 | 34,539 37 |
| | 3,241 29 | 15,163 28 | 1,963 65 | 6,346 46 | 5,000 00 | 2,702 22 | 2,011 08 | 47,721 87 |
| | 7,898 24 | 10,119 61 | 6,761 23 | 5,035 97 | 250 00 | 1,331 39 | 1,331 39 | 18,625 72 |
| | 9,810 81 | 30,311 93 | 13,151 50 | 510 46 | 6,099 14 | 1,801 51 | 1,801 51 | 36,164 22 |
| | 6,370 13 | 23,976 00 | 3,635 25 | 3,912 29 | 6,099 14 | 23,182 50 | 23,182 50 | 38,454 84 |
| | 7,085 67 | 16,158 11 | 245 00 | 221 52 | 11 60 | 6,099 14 | 6,099 14 | 23,182 50 |
| | 9,394 37 | 16,158 11 | 3,183 00 | 1,572 45 | 4,000 00 | 7,689 61 | 7,689 61 | 32,841 11 |
| | 5,679 19 | 11,085 29 | 2,000 00 | 907 21 | 11 60 | 6,586 98 | 6,586 98 | 32,841 11 |
| | 81,849 52 | 2,943 51 | 1,000 59 | 2,171 97 | 149 25 | 16,239 27 | 16,239 27 | 305,798 87 |
| | 2,943 51 | 8,912 29 | 24 30 | 1,183 45 | 119 81 | 119 81 | 119 81 | 11,810 71 |
| | 4,669 49 | 7,182 02 | 188 45 | 8,595 51 | 350 00 | 4,904 53 | 4,904 53 | 67,498 72 |
| | 2,329 02 | 21,929 00 | 39,461 75 | 77,865 61 | 53,815 17 | 40,892 60 | 52,657 78 | 1,241,386 41 |
| | 16,119 68 | 740,209 69 | 39,461 75 | 77,865 61 | 53,815 17 | 40,892 60 | 52,657 78 | 1,241,386 41 |
| Totals..... | 253,619 88 | 740,209 69 | 39,461 75 | 77,865 61 | 53,815 17 | 40,892 60 | 52,657 78 | 1,241,386 41 |

Abstract of the Financial Reports of the Counties in Montana, for the Year Ending August 31, 1900—Continued.

| NAME OF COUNTY | DISBURSEMENTS | | | | | | | Total | |
|-----------------------|---------------|-----------|-----------|------------|------------|-----------|-----------|------------|--------------|
| | 9 | 10 | 11 | 12 | 13 | 14 | 15 | | 16 |
| Beaverhead..... | 15,775 84 | 427 40 | 937 34 | 2,912 05 | 2,317 17 | 373 60 | | 7,484 77 | 30,288 17 |
| Broadwater..... | 9,380 88 | | 5 30 | 66 40 | 803 49 | | | 3,026 02 | 13,282 09 |
| Carbon..... | 13,112 16 | | 1,296 10 | 14,713 78 | 141 31 | | 30 00 | 1,896 75 | 31,103 13 |
| Cascade..... | 60,626 15 | 115 55 | 1,159 73 | 3,849 33 | 13,063 18 | | 11,190 75 | 11,630 78 | 101,935 42 |
| Choteau..... | 13,969 52 | 625 62 | 859 87 | 7,056 48 | 3,114 57 | | | 15,114 45 | 40,749 92 |
| Custer..... | 21,649 35 | 731 47 | 955 32 | 11,647 30 | 2,883 11 | 6,000 00 | | 18,701 77 | 64,051 84 |
| Dawson..... | 7,273 00 | | | 699 11 | 2,052 06 | | 1,685 39 | 3,636 58 | 14,286 70 |
| Deer Lodge..... | 30,895 51 | 65 73 | 111 97 | 5,181 21 | 6,007 15 | 12,560 91 | | 8,742 60 | 72,593 41 |
| Fergus..... | 15,129 93 | 100 58 | 671 15 | 6,657 26 | 3,683 32 | | 300 00 | 8,006 11 | 34,539 37 |
| Flahaut..... | 16,559 59 | 1 9 95 | 623 92 | 3,709 56 | 3,208 74 | 4,000 00 | | 5,094 69 | 36,091 57 |
| Gallatin..... | 29,008 45 | 61 60 | 14 80 | 2,329 03 | 2,336 36 | | | 4,018 79 | 47,731 87 |
| Granite..... | 12,480 37 | 218 30 | 354 81 | 388 34 | 1,540 31 | 1,000 00 | | 2,376 50 | 18,625 72 |
| Jefferson..... | 14,118 35 | 236 69 | 207 81 | 6,628 35 | 2,282 60 | 500 00 | | 11,542 92 | 36,164 22 |
| Lewis and Clarke..... | 65,289 16 | 889 94 | 913 01 | 9,896 41 | 14,497 86 | | 165 05 | 16,548 50 | 121,180 92 |
| Madison..... | 14,974 64 | 412 00 | | 2,444 29 | 2,209 41 | | | 8,233 32 | 28,451 84 |
| Miner..... | 8,829 28 | 237 01 | | 7,774 21 | 1,315 29 | | 781 00 | 10,461 11 | 27,182 50 |
| Missoula..... | 25,541 50 | 742 95 | 582 28 | 7,143 12 | 3,312 29 | | | 3,938 90 | 47,624 98 |
| Park..... | 17,835 34 | 98 12 | | 1,903 00 | 1,158 49 | 2,000 00 | | 3,499 58 | 35,723 50 |
| Richmond..... | 16,968 58 | 133 05 | 2,045 50 | 2,045 50 | 1,875 91 | 3,629 40 | | 7,177 30 | 32,741 41 |
| Roavall..... | 128,292 95 | 8,484 03 | 1,425 30 | 63,295 68 | 35,308 15 | 50,000 00 | | 14,288 06 | 305,728 36 |
| Silver Bow..... | 8,159 15 | 113 28 | 262 72 | 1,944 87 | 1,691 05 | | | 2,820 32 | 16,269 27 |
| Sweet Grass..... | 3,796 48 | 133 00 | 102 07 | 1,781 27 | 1,695 98 | | | 3,514 57 | 9,810 31 |
| Teton..... | 4,011 14 | 144 53 | | 1,519 24 | 1,315 98 | | | 3,660 61 | 13,819 71 |
| Valley..... | 15,513 00 | 245 86 | 594 02 | 10,361 15 | 6,015 11 | 2,000 00 | | 30,820 36 | 67,498 72 |
| Yellowstone..... | 50,161 72 | 11,031 65 | 11,498 35 | 170,466 32 | 113,459 74 | 87,364 11 | 43,277 84 | 210,023 45 | 1,241,386 41 |

Abstract of the Statistical Reports of the Counties of Montana, for the Year Ending August 31, 1900.

| NAME OF COUNTY | No. of Counties..... | CENSUS | | | | | | AV. SALARY PER MONTH | | STATISTICS RELATING TO COMPULSORY EDUCATION | | | NO. TEACHERS EMPLOYED AT THE SAME TIME FOR 10 WEEKS OR MORE | | |
|--------------------------|----------------------|--|-----------|-------------|---------------------|-----------|-------------|----------------------|-------------|---|--------|-------|---|-------------|------------|
| | | FOR APPOINTMENT OF PUBLIC FUNDS | | | | | | Male..... | Female..... | 1 | 2 | 3 | Male..... | Female..... | Total..... |
| | | No. of Children between the Ages of 6 and 21 years | Male..... | Female..... | Under 6 yrs of Age. | Male..... | Female..... | | | | | | | | |
| 1 Beaverhead..... | 25 | 1,490 | 749 | 741 | 555 | 297 | 278 | 73 61 | 56 18 | 75 1 | 600 | 31 | 28 | 85 | |
| 2 Broadwater..... | 19 | 1,444 | 749 | 741 | 555 | 297 | 278 | 100 00 | 48 80 | 213 | 674 | 62 | 8 | 21 | |
| 3 Carbon..... | 40 | 2,188 | 1,028 | 1,160 | 1,028 | 551 | 559 | 60 00 | 42 75 | 878 | 674 | 62 | 9 | 13 | |
| 4 Cascade..... | 43 | 5,058 | 2,705 | 3,083 | 3,083 | 1,531 | 1,553 | 65 00 | 53 00 | 2,092 | 2,384 | 3 | 9 | 50 | |
| 5 Chouteau..... | 26 | 1,628 | 823 | 969 | 680 | 337 | 353 | 63 00 | 52 70 | 852 | 535 | 52 | 22 | 11 | |
| 6 Custer..... | 28 | 2,487 | 1,087 | 1,092 | 969 | 489 | 489 | 69 00 | 52 00 | 775 | 646 | 5 | 7 | 38 | |
| 7 Dawson..... | 12 | 600 | 310 | 300 | 286 | 148 | 138 | 87 50 | 45 00 | 195 | 130 | 6 | 2 | 16 | |
| 8 Deer Lodge..... | 43 | 3,855 | 1,919 | 1,936 | 1,942 | 988 | 954 | 83 00 | 51 80 | 1,737 | 1,593 | 3 | 2 | 18 | |
| 9 Fergus..... | 34 | 1,843 | 955 | 949 | 723 | 373 | 350 | 58 00 | 49 32 | 972 | 940 | 31 | 13 | 73 | |
| 10 Flathead..... | 24 | 2,415 | 1,241 | 1,171 | 1,171 | 602 | 577 | 56 00 | 41 00 | 1,072 | 665 | 31 | 11 | 51 | |
| 11 Gallatin..... | 54 | 3,632 | 1,563 | 1,469 | 1,189 | 572 | 567 | 54 00 | 43 00 | 1,550 | 1,376 | 32 | 12 | 53 | |
| 12 Granite..... | 16 | 1,212 | 590 | 622 | 535 | 297 | 298 | 103 00 | 53 50 | 673 | 509 | 7 | 1 | 22 | |
| 13 Jefferson..... | 33 | 1,384 | 575 | 609 | 474 | 229 | 235 | 77 00 | 53 00 | 587 | 530 | 7 | 3 | 36 | |
| 14 Lewis and Clarke..... | 38 | 4,906 | 2,441 | 2,555 | 2,158 | 1,100 | 1,058 | 74 25 | 55 50 | 2,355 | 2,024 | 14 | 11 | 60 | |
| 15 Madison..... | 46 | 1,143 | 1,075 | 1,070 | 792 | 438 | 354 | 64 16 | 50 98 | 2,000 | 2,024 | 14 | 11 | 53 | |
| 16 Meagher..... | 14 | 943 | 371 | 292 | 179 | 92 | 87 | 72 50 | 50 10 | 300 | 330 | 7 | 3 | 30 | |
| 17 Missoula..... | 31 | 2,998 | 1,356 | 1,425 | 1,219 | 632 | 585 | 75 50 | 47 80 | 1,659 | 1,346 | 11 | 3 | 22 | |
| 18 Park..... | 41 | 1,967 | 1,013 | 894 | 829 | 445 | 394 | 51 25 | 40 00 | 61 | 1,346 | 11 | 6 | 57 | |
| 19 Ravalli..... | 31 | 2,498 | 1,101 | 1,107 | 946 | 461 | 482 | 60 00 | 46 13 | 1,167 | 1,046 | 3 | 5 | 42 | |
| 20 Silver Bow..... | 9 | 10,979 | 5,504 | 5,475 | 5,968 | 2,591 | 2,727 | 175 00 | 50 80 | 7,435 | 6,875 | 1,401 | 10 | 163 | |
| 21 Sweet Grass..... | 31 | 816 | 432 | 384 | 379 | 185 | 123 | 75 00 | 53 80 | 481 | 366 | 10 | 5 | 34 | |
| 22 Teton..... | 6 | 582 | 414 | 368 | 296 | 125 | 125 | 75 00 | 57 50 | 317 | 173 | 3 | 3 | 11 | |
| 23 Valley..... | 7 | 639 | 320 | 300 | 255 | 159 | 170 | 60 00 | 49 60 | 849 | 615 | 10 | 2 | 10 | |
| 24 Yellowstone..... | 26 | 1,232 | 602 | 671 | 627 | 303 | 324 | 90 00 | 50 00 | 37 | 615 | 10 | 4 | 29 | |
| Totals..... | 696 | 57,210 | 28,914 | 28,394 | 25,918 | 12,995 | 12,923 | \$ 69 04 | \$ 50 30 | 37,929 | 35,116 | 1,381 | 302 | 1,012 | 1,214 |

+ From 1 year to 12 years

