

Missouri Bureau of Labor  
Statistics

S

451

M8A4

1913

"Boost Missouri" and the  
"Call of the Farm"

14-33283



Class S 407

Book 112

# **“BOOST MISSOURI”**

AND THE

“CALL OF THE FARM”

---

---

**PRELUDE TO THE 1913 RED BOOK**  
PUBLISHED BY THE  
**BUREAU OF LABOR STATISTICS**  
**JNO. T. FITZPATRICK, Commissioner**  
**JEFFERSON CITY, MO.**

---

---



**“BOOST MISSOURI”**  
AND THE  
**“CALL OF THE FARM”**

---

**A Small Pamphlet Which Gives Information Relating  
to the Work the Bureau of Labor Statistics has  
Undertaken During 1913-14-15 to Widely  
and Favorably Make Known the  
Resources, Advantages and  
Opportunities of Missouri**

---



---

PREPARED AND PUBLISHED BY THE

*Missouri* BUREAU OF LABOR STATISTICS

**JNO. T. FITZPATRICK, Commissioner**

A. T. EDMONSTON, Supervisor of Statistics

H. P. REEDS } Deputy } J. L. BRADLEY  
                  } Commissioners }

JEFFERSON CITY, MO.

---

A Prelude in Bulletin Form.

---

THE HUGH STEPHENS PRINTING COMPANY  
JEFFERSON CITY, MO.




S451  
MBA  
1913

D. OF D.  
OCT 27 1913

51


acc, Oct. 31-13




**TABLE OF CONTENTS.**



- 1.—*Map of Missouri.*
- 2.—*State to Publish Booster Pamphlet.*
- 3.—“*Boost Missouri*”—*All Commercial Clubs and Business Men’s Leagues Interested.*
- 4.—“*The Call of the Farm.*”  
—A Republication with Revisions.
- 5.—*Agricultural Possibilities of Missouri.*  
—The Bureau of Labor Statistics, Jefferson City, Mo.
- 6.—*Opportunities in Missouri for Agricultural Settlers.*  
—By Prof. F. B. Mumford, Dean State Agricultural College.
- 7.—*General Treatise on the Agricultural Possibilities of Missouri, Its Inducements and Annual Achievements of Its Farms.*  
—By Hon. W. L. Nelson, Assistant Secretary State Board of Agriculture.
- 8.—*State Free Employment Department of Missouri, Its Object.*







# Agricultural Statistics, Missouri

Farms and Farm Property;  
Cost of Operating Farms;

**TABLE A.**

<b>Population</b> .....	3,293,335
<b>Number of farms</b> .....	277,244
<b>Color and nativity of farmers:</b>	
Native white.....	259,111
Foreign-born white.....	14,467
Negro and other nonwhite.....	3,666
<b>Number of farms, classified by size:</b>	
Under 3 acres.....	455
3 to 9 acres.....	8,561
10 to 19 acres.....	10,740
20 to 49 acres.....	47,398
50 to 99 acres.....	74,178
100 to 174 acres.....	80,020
175 to 259 acres.....	32,109
260 to 499 acres.....	19,812
500 to 999 acres.....	3,427
1,000 acres and over.....	544

**LAND AND FARM AREA, ACRES.**

Approximate land area, acres.....	43,985,280
Land in farms, acres.....	34,591,248
Improved land in farms, acres.....	24,581,186
Wood land in farms, acres.....	8,918,972
Other unimproved land in farms, acres.....	1,091,090
Per cent of land area in farms.....	78.6
Per cent of farm land improved.....	71.1
Average acres per farm.....	124.8
Average improved acres per farm.....	88.7

**VALUE OF FARM PROPERTY.**

<b>All farm property</b> .....	\$2,052,917,488
Land.....	\$1,445,982,389
Buildings.....	\$270,221,997
Implements and machinery.....	\$50,873,994
Domestic animals, poultry and bees.....	\$285,839,108
<b>Per cent of value of all property in—</b>	
Land.....	70.4
Buildings.....	13.2
Implements and machinery.....	2.5
Domestic animals, poultry and bees.....	13.9
<b>Average values:</b>	
All property, per farm.....	\$7,405
Land and buildings, per farm.....	\$6,190
Land per acre.....	\$41.80

**DOMESTIC ANIMALS.**

(Farms and Ranges.)

Farms reporting domestic animals.....	270,637
Value of domestic animals.....	\$273,366,662
<b>Cattle:</b>	
Total number.....	2,561,482
Dairy cows.....	856,430
Other cows.....	306,681
Yearling heifers.....	306,951
Calves.....	296,475
Yearling steers and bulls.....	299,160
Other steers and bulls.....	495,785
Value.....	\$72,883,664
<b>Horses:</b>	
Total number.....	1,073,387
Mature horses.....	932,269
Yearling colts.....	103,615
Spring colts.....	37,503
Value.....	\$113,976,563
<b>Mules:</b>	
Total number.....	342,700
Mature mules.....	265,601
Yearling colts.....	57,750
Spring colts.....	19,349
Value.....	\$43,438,702
<b>Asses and burros:</b>	
Number.....	12,877
Value.....	\$3,053,873
<b>Swine:</b>	
Total number.....	4,438,194
Mature hogs.....	2,800,281
Spring pigs.....	1,637,913
Value.....	\$31,937,573

**Sheep:**

Total number.....	1,811,268
Rams, ewes and wethers.....	1,116,189
Spring lambs.....	695,079
Value.....	\$7,888,878

**Goats:**

Number.....	72,415
Value.....	\$187,409

**POULTRY AND BEES.**

Number of poultry of all kinds.....	20,897,208
Value.....	\$11,870,972
Number of colonies of bees.....	203,569
Value.....	\$584,549

**TABLE B.**

**FARMS OPERATED BY OWNERS.**

<b>Number of farms</b> .....	192,285
Per cent of all farms.....	69.4
<b>Land in farms, acres</b> .....	25,189,241
Improved land in farms, acres.....	17,694,543
<b>Value of land and buildings</b> .....	\$1,206,020,845
<b>Degree of ownership:</b>	
Farms consisting of owned land only.....	152,807
Farms consisting of owned and hired land.....	39,478
<b>Color and nativity of owners:</b>	
Native white.....	177,620
Foreign-born white.....	12,556
Negro and other nonwhite.....	2,109

**FARMS OPERATED BY TENANTS.**

<b>Number of farms</b> .....	82,958
Per cent of all farms.....	29.9
<b>Land in farms, acres</b> .....	8,772,162
Improved land in farms, acres.....	6,489,931
<b>Value of land and buildings</b> .....	\$469,821,561
<b>Form of tenancy:</b>	
Share tenants.....	46,744
Share-cash tenants.....	8,553
Cash tenants.....	24,461
Tenure not specified.....	3,200
<b>Color and nativity of tenants:</b>	
Native white.....	79,609
Foreign-born white.....	1,833
Negro and other nonwhite.....	1,516

**FARMS OPERATED BY MANAGERS.**

<b>Number of farms</b> .....	2,001
Land in farms, acres.....	629,845
Improved land in farms, acres.....	396,712
Value of land and buildings.....	\$40,361,980

**MORTGAGE DEBT REPORTS.**

<b>For all farms operated by owners:</b>	
Number free from mortgage debt.....	102,514
Number with mortgage debt.....	88,486
Number with no mortgage report.....	1,285
<b>For farms consisting of owned land only:</b>	
Number reporting debt and amount.....	64,028
Value of their land and buildings.....	\$389,476,000
Amount of mortgage debt.....	\$112,565,403
Per cent of value of land and buildings.....	28.9

**TABLE C.**

**COST OF OPERATING FARMS.**

<b>Labor</b> .....	Farms reporting.....	120,714
Cash expended.....	\$14,970,635	
Rent and board furnished.....	\$3,674,060	
<b>Fertilizer</b> .....	Farms reporting.....	18,431
Amount expended.....	\$671,073	
<b>Feed</b> .....	Farms reporting.....	110,416
Amount expended.....	\$17,148,008	
<b>Receipts from sale of feed-able crops</b> .....	\$20,077,983	

# "POULTRY QUEEN OF THE UNION"

## Map of Missouri

1913-14-15

Giving County Outlines, Chief Railroads,  
County Seats, Leading Cities and Rivers

Published by the  
**State Bureau of Labor Statistics**

JNO. T. FITZPATRICK, Commissioner  
A. T. EDMONSTON, Supervisor of Statistics  
H. P. REEDS, Deputy Commissioner  
J. L. BRADLEY, Commissioner  
JEFFERSON CITY, MO.

**Products  
Missouri  
Holds  
High  
Rank for**

BOOTS AND SHOES  
WALNUT LUMBER  
FIRE CLAY  
CORN  
WHEAT  
HORSES AND MULES  
WATERMELONS  
STRAWBERRIES  
TOMATOES  
BIG RED APPLES  
ELBERTA PEACHES  
FLOUR, FEED, MEAL  
COOPERAGE  
PACKING HOUSE PRODUCTS  
MALT LIQUORS (BEER)  
STREET AND RAILWAY CARS  
SMALL FRUITS  
BRICK AND TILING  
CANNED GOODS  
LIVE STOCK  
FROGS, FRESH WATER FISH  
NURSERY PRODUCTS  
SYCAMORE LUMBER  
RAILROAD TIES  
SAND AND GRAVEL  
GLASS  
NATURAL MINERAL WATERS  
MUSHROOMS  
RED GUM LUMBER  
HONEY AND BEESWAX  
GRANITE AND OTHER  
BUILDING STONE  
CEMENT  
PEARL BUTTONS

### WHAT MISSOURI LEADS IN

Poultry and Eggs  
Zinc Ore  
Lead Ore  
Cobalt  
Nickel  
Barytes  
Plug Tobacco  
Cadmium  
Corn cob Pipes  
Trippoll  
Red Gum  
Cooperage



### "Boost Missouri"

Missouri maintains a Free Employment  
ment Department. Gratuitous Service  
given to all.

Farm Help and Timberman supplied;  
situations furnished without charge;  
write to the nearest Free Employment  
Bureau.

**ST. LOUIS**—104 N. Tenth St., F. J. O'Keefe,  
Superintendent.  
**KANSAS CITY**—224 New Nelson Bldg.,  
Harvey Osborne, Superintendent.  
**ST. JOSEPH**—110 N. Seventh St., Geo. J.  
Kamler, Superintendent.

# FEDERAL Agricultural Statistics, Missouri

Farms and Farm Property; Live Stock; Principal Crops; Production of and Value; Cost of Operating Farms; Domestic Animals not on Farms; Number and Value.

THE FIGURES GIVEN ARE BASED ON THE FEDERAL CENSUS OF 1910.

**TABLE A.**

<b>Population</b> .....	3,293,335
<b>Number of farms</b> .....	277,244
<b>Color and nativity of farmers:</b>	
Native white.....	259,111
Foreign-born white.....	14,467
Negro and other nonwhite.....	3,666
<b>Number of farms, classified by size:</b>	
Under 3 acres.....	455
3 to 9 acres.....	8,561
10 to 19 acres.....	10,740
20 to 49 acres.....	47,398
50 to 99 acres.....	74,178
100 to 174 acres.....	80,020
175 to 259 acres.....	32,109
260 to 499 acres.....	19,812
500 to 999 acres.....	3,427
1,000 acres and over.....	544

**LAND AND FARM AREA, ACRES.**

Approximate land area, acres.....	13,985,280
Land in farms, acres.....	31,591,248
Improved land in farms, acres.....	21,581,186
Wood land in farms, acres.....	8,918,972
Other unimproved land in farms, acres.....	1,091,090
Per cent of land area in farms.....	78.6
Per cent of farm land improved.....	71.1
Average acres per farm.....	124.8
Average improved acres per farm.....	88.7

**VALUE OF FARM PROPERTY.**

<b>All farm property</b> .....	\$2,052,917,488
Land.....	\$1,445,982,389
Buildings.....	\$270,221,997
Implement and machinery.....	\$50,873,994
Domestic animals, poultry and bees.....	\$285,839,108
<b>Per cent of value of all property in—</b>	
Land.....	70.4
Buildings.....	13.2
Implement and machinery.....	2.5
Domestic animals, poultry and bees.....	13.9
<b>Average values:</b>	
All property, per farm.....	\$7,405
Land and buildings, per farm.....	\$6,190
Land per acre.....	\$41.80

**DOMESTIC ANIMALS.**

**(Farms and Ranges.)**

Farms reporting domestic animals.....	270,637
Value of domestic animals.....	\$278,366,662
<b>Cattle:</b>	
Total number.....	2,561,482
Dairy cows.....	856,430
Other cows.....	306,681
Yearling heifers.....	306,951
Calves.....	296,475
Yearling steers and bulls.....	299,160
Other steers and bulls.....	495,785
Value.....	\$72,883,664
<b>Horses:</b>	
Total number.....	1,073,387
Mature horses.....	932,269
Yearling colts.....	103,615
Spring colts.....	37,503
Value.....	\$113,976,563
<b>Mules:</b>	
Total number.....	342,700
Mature mules.....	265,601
Yearling colts.....	57,750
Spring colts.....	19,349
Value.....	\$43,438,702
<b>Asses and burros:</b>	
Number.....	12,877
Value.....	\$3,053,873
<b>Swine:</b>	
Total number.....	4,438,194
Mature hogs.....	2,800,281
Spring pigs.....	1,637,913
Value.....	\$31,937,573

<b>Sheep:</b>	
Total number.....	1,811,268
Rams, ewes and wethers.....	1,116,180
Spring lambs.....	695,079
Value.....	\$7,888,878
<b>Goats:</b>	
Number.....	72,415
Value.....	\$187,409

**POULTRY AND BEES.**

Number of poultry of all kinds.....	20,897,208
Value.....	\$11,870,972
Number of colonies of bees.....	203,569
Value.....	\$584,549

**TABLE B.**

**FARMS OPERATED BY OWNERS.**

<b>Number of farms</b> .....	192,285
Per cent of all farms.....	69.4
<b>Land in farms, acres</b> .....	25,189,241
Improved land in farms, acres.....	17,694,543
<b>Value of land and buildings</b> .....	\$1,206,020,845
<b>Degree of ownership:</b>	
Farms consisting of owned land only.....	152,807
Farms consisting of owned and hired land.....	39,478
<b>Color and nativity of owners:</b>	
Native white.....	177,620
Foreign-born white.....	12,556
Negro and other nonwhite.....	2,109

**FARMS OPERATED BY TENANTS.**

<b>Number of farms</b> .....	82,958
Per cent of all farms.....	29.9
<b>Land in farms, acres</b> .....	8,772,162
Improved land in farms, acres.....	6,489,931
<b>Value of land and buildings</b> .....	\$469,821,561
<b>Form of tenancy:</b>	
Share tenants.....	46,744
Share-cash tenants.....	8,553
Cash tenants.....	24,461
Tenure not specified.....	3,200
<b>Color and nativity of tenants:</b>	
Native white.....	79,609
Foreign-born white.....	1,833
Negro and other nonwhite.....	1,516

**FARMS OPERATED BY MANAGERS.**

<b>Number of farms</b> .....	2,001
Land in farms, acres.....	629,845
Improved land in farms, acres.....	396,712
Value of land and buildings.....	\$40,361,980

**MORTGAGE DEBT REPORTS.**

<b>For all farms operated by owners:</b>	
Number free from mortgage debt.....	102,514
Number with mortgage debt.....	88,486
Number with no mortgage report.....	1,285
<b>For farms consisting of owned land only:</b>	
Number reporting debt and amount.....	64,028
Value of their land and buildings.....	\$389,476,000
Amount of mortgage debt.....	\$112,565,403
Per cent of value of land and buildings.....	28.9

**TABLE C.**

**COST OF OPERATING FARMS.**

<b>Labor:</b>	
Farms reporting.....	120,714
Cash expended.....	\$14,970,635
Rent and board furnished.....	\$3,674,060
<b>Fertilizer:</b>	
Farms reporting.....	18,434
Amount expended.....	\$671,073
<b>Feed:</b>	
Farms reporting.....	110,416
Amount expended.....	\$17,148,008
<b>Receipts from sale of feedable crops.....</b>	\$20,077,983

**TABLE D.**  
**LIVE STOCK PRODUCTS.**

**Dairy Products.**

Dairy cows on farms reporting dairy products, number.....	776,645
Dairy cows on farms reporting milk produced, number.....	730,503
Milk—Produced, gallons.....	188,297,972
Sold, gallons.....	15,733,185
Cream sold, gallons.....	1,399,989
Butter fat sold, pounds.....	4,927,383
Butter—Produced, pounds.....	42,105,143
Sold, pounds.....	14,646,771
Cheese—Produced, pounds.....	159,785
Sold, pounds.....	104,539
Value of dairy products excluding home use of milk and cream.....	\$13,685,318
Receipts from sale of dairy products.....	\$8,187,856

**Poultry Products.**

Poultry—Raised, number.....	29,880,192
Sold, number.....	20,656,882
Eggs—Produced, dozens.....	104,185,110
Sold, dozens.....	71,886,145
Value of poultry and eggs produced.....	\$31,669,494
Receipts from sale of poultry and eggs.....	\$18,285,980

**Honey and Wax.**

Honey produced, pounds.....	2,105,815
Wax produced, pounds.....	23,784
Value of honey and wax produced.....	\$274,174

**Wool, Mohair and Goat Hair.**

Wool, fleeces shorn, number.....	968,321
Mohair and goat hair, fleeces shorn, number.....	24,061
Value of wool and mohair produced.....	\$1,650,479

**DOMESTIC ANIMALS SOLD OR SLAUGHTERED.**

Calves—Sold or slaughtered, number.....	263,481
Other cattle—Sold or slaughtered, number.....	1,332,813
Horses, mules, asses and burros—Sold, number.....	278,337
Swine—Sold or slaughtered, number.....	5,374,746
Sheep and goats—Sold or slaughtered, number.....	916,679
Receipts from sale of animals.....	\$143,967,066
Value of animals slaughtered.....	\$15,272,156

**TABLE E.**

**VALUE OF ALL CROPS.**

<b>Total</b> .....	\$220,663,724
Cereals.....	\$147,980,414
Other grains and seeds.....	\$1,153,007
Hay and forage.....	\$33,845,094
Vegetables.....	\$13,305,829
Fruits and nuts.....	\$8,872,688
All other crops.....	\$15,506,692

**SELECTED CROPS.**

**(Acres and Quantity.)**

<b>Cereals:</b>	
Total.....	acres... 10,256,476
bushels.....	246,786,298
Corn.....	acres... 7,113,953
bushels.....	191,427,087
Oats.....	acres... 1,073,325
bushels.....	24,828,501
Wheat.....	acres... 2,017,128
bushels.....	29,837,429
Emmer and spelt.....	acres... 7,950
bushels.....	104,791
Barley.....	acres... 134,253
bushels.....	20,001
Rye.....	acres... 205,813
bushels.....	13,543
Kafir corn and milo maize.....	acres... 228,386

**Other grains and seeds:**

Dry peas.....	acres... 23,036
bushels.....	109,357
Flaxseed.....	acres... 20,630
bushels.....	154,532

**Hay and forage:**

<b>Total</b> .....	acres... 3,628,348
tons.....	1,091,342
All tame or cultivated grasses.....	acres... 3,231,654
tons.....	3,560,501
Timothy alone.....	acres... 1,260,896
tons.....	1,334,556
Timothy and clover mixed.....	acres... 1,504,055
tons.....	1,630,211
Clover alone.....	acres... 262,622
tons.....	309,209
Alfalfa.....	acres... 35,478
tons.....	96,105
Millet or Hungarian grass.....	acres... 115,907
tons.....	141,626
Other tame or cultivated grasses.....	acres... 52,696
tons.....	48,794
Wild, salt or prairie grasses.....	acres... 142,922
tons.....	162,099
Grains cut green.....	acres... 89,315
tons.....	94,236
Coarse forage.....	acres... 164,434
tons.....	274,308

**Special crops:**

Potatoes.....	acres... 96,259
bushels.....	7,796,410
Sweet potatoes and yams.....	acres... 7,938
bushels.....	\$76,234
Tobacco.....	acres... 5,433
pounds.....	5,372,738
Cotton.....	acres... 96,527
bales.....	54,498
Cane, sorghum.....	acres... 45,088
tons.....	201,206
Syrup (made), gallons.....	1,788,391
All other vegetables, acres.....	129,570

**FRUITS AND NUTS.**

<b>Total</b> .....	trees... 23,128,107
bushels.....	11,957,399
Apples.....	trees... 14,359,673
bushels.....	9,968,977
Peaches and nectarines.....	trees... 6,588,034
bushels.....	1,484,548
Pears.....	trees... 606,973
bushels.....	142,547
Plums and prunes.....	trees... 917,851
bushels.....	234,872
Cherries.....	trees... 622,332
bushels.....	128,314
Grapes.....	vines... 3,026,526
pounds.....	17,871,816
<b>Small fruits:</b>	
Total.....	acres... 17,009
quarts.....	23,696,221
Strawberries.....	acres... 9,048
quarts.....	15,171,034
Blackberries and dewberries.....	acres... 5,975
quarts.....	6,391,209
Nuts.....	trees... 153,244
pounds.....	2,823,368

**TABLE F.**

**DOMESTIC ANIMALS NOT ON FARMS.**

Inclosures reporting.....	85,637
Value of domestic animals.....	\$20,814,834
<b>Cattle:</b>	
Total number.....	75,941
Value.....	\$2,720,956
Number of dairy cows.....	54,218
<b>Horses:</b>	
Total number.....	132,068
Value.....	\$14,919,261
Number of mature horses.....	129,024
<b>Mules, asses and burros:</b>	
Total number.....	15,955
Value.....	\$2,375,957
Number of mature mules.....	14,473
<b>Swine:</b>	
Total number.....	78,557
Value.....	\$686,954
<b>Sheep and goats:</b>	
Total number.....	19,272
Value.....	\$111,706

Live Stock; Principal Crops; Production of and Value; }  
 Domestic Animals not on Farms; Number and Value. }

THE FIGURES GIVEN ARE BASED  
 ON THE FEDERAL CENSUS OF 1910.

**TABLE D.**  
**LIVE STOCK PRODUCTS.**  
**Dairy Products.**

Dairy cows on farms reporting dairy products, number.....	776,645
Dairy cows on farms reporting milk produced, number.....	730,503
Milk—Produced, gallons.....	188,297,972
Sold, gallons.....	15,733,185
Cream sold, gallons.....	1,399,989
Butter fat sold, pounds.....	4,927,383
Butter—Produced, pounds.....	42,105,143
Sold, pounds.....	14,646,771
Cheese—Produced, pounds.....	159,785
Sold, pounds.....	104,539

Value of dairy products excluding home use of milk and cream.....	\$13,685,318
Receipts from sale of dairy products.....	\$8,187,856

**Poultry Products.**

Poultry—Raised, number.....	29,880,192
Sold, number.....	10,656,882
Eggs—Produced, dozens.....	104,185,119
Sold, dozens.....	71,886,145
Value of poultry and eggs produced.....	\$31,669,494
Receipts from sale of poultry and eggs.....	\$18,285,980

**Honey and Wax.**

Honey produced, pounds.....	2,105,815
Wax produced, pounds.....	23,784
Value of honey and wax produced.....	\$274,174

**Wool, Mohair and Goat Hair.**

Wool, fleeces shorn, number.....	968,321
Mohair and goat hair, fleeces shorn, number.....	24,061
Value of wool and mohair produced.....	\$1,650,479

**DOMESTIC ANIMALS SOLD OR SLAUGHTERED.**

Calves—Sold or slaughtered, number.....	263,481
Other cattle—Sold or slaughtered, number.....	1,332,813
Horses, mules, asses and burros—Sold, number.....	278,337
Swine—Sold or slaughtered, number.....	5,374,746
Sheep and goats—Sold or slaughtered, number.....	916,679
Receipts from sale of animals.....	\$143,967,066
Value of animals slaughtered.....	\$15,272,156

**TABLE E.**  
**VALUE OF ALL CROPS.**

Total.....	\$220,663,724
Cereals.....	\$147,980,414
Other grains and seeds.....	\$1,153,007
Hay and forage.....	\$33,845,094
Vegetables.....	\$13,305,829
Fruits and nuts.....	\$8,872,688
All other crops.....	\$15,506,692

**SELECTED CROPS.**  
**(Acres and Quantity.)**

<b>Cereals:</b>		
Total.....	acres.....	10,255,476
	bushels.....	246,786,298
Corn.....	acres.....	7,113,953
	bushels.....	191,427,087
Oats.....	acres.....	1,073,325
	bushels.....	24,828,501
Wheat.....	acres.....	2,017,128
	bushels.....	29,837,429
Emmer and spelt.....	acres.....	7,935
	bushels.....	104,540
Barley.....	acres.....	7,915
	bushels.....	134,253
Rye.....	acres.....	20,001
	bushels.....	205,813
Kafir corn and milo maize.....	acres.....	13,543
	bushels.....	228,386

**Other grains and seeds:**

Dry peas.....	acres.....	23,036
	bushels.....	109,357
Flaxseed.....	acres.....	20,630
	bushels.....	154,532

**Hay and forage:**

Total.....	acres.....	3,628,348
	tons.....	1,091,342
All tame or cultivated grasses.....	acres.....	3,231,654
	tons.....	5,560,501
Timothy alone.....	acres.....	1,260,896
	tons.....	1,334,556
Timothy and clover mixed.....	acres.....	1,504,055
	tons.....	1,630,211
Clover alone.....	acres.....	262,622
	tons.....	309,209
Alfalfa.....	acres.....	35,478
	tons.....	96,105
Millet or Hungarian grass.....	acres.....	115,907
	tons.....	141,626
Other tame or cultivated grasses.....	acres.....	52,696
	tons.....	48,794
Wild, salt or prairie grasses.....	acres.....	142,922
	tons.....	162,099
Grains cut green.....	acres.....	89,315
	tons.....	94,236
Coarse forage.....	acres.....	164,434
	tons.....	274,308

**Special crops:**

Potatoes.....	acres.....	96,259
	bushels.....	7,796,410
Sweet potatoes and yams.....	acres.....	7,938
	bushels.....	876,234
Tobacco.....	acres.....	5,433
	pounds.....	5,372,738
Cotton.....	acres.....	96,527
	bales.....	54,498
Cane, sorghum.....	acres.....	45,088
	tons.....	201,206
Syrup (made).....	gallons.....	1,788,391
All other vegetables.....	acres.....	129,570

**FRUITS AND NUTS.**

**Orchard fruits:**

Total.....	trees.....	23,128,107
	bushels.....	11,957,399
Apples.....	trees.....	14,359,673
	bushels.....	9,968,977
Peaches and nectarines.....	trees.....	6,588,034
	bushels.....	1,484,548
Pears.....	trees.....	606,973
	bushels.....	142,547
Plums and prunes.....	trees.....	917,851
	bushels.....	234,872
Cherries.....	trees.....	622,332
	bushels.....	123,314
Grapes.....	vines.....	3,026,526
	pounds.....	17,871,816

**Small fruits:**

Total.....	acres.....	17,009
	quarts.....	23,696,221
Strawberries.....	acres.....	9,048
	quarts.....	15,171,034
Blackberries and dewberries.....	acres.....	5,975
	quarts.....	6,391,209
Nuts.....	trees.....	153,244
	pounds.....	2,823,368

**TABLE F.**  
**DOMESTIC ANIMALS NOT ON FARMS.**

Inclosures reporting Value of domestic animals.....	85,637	\$20,814,834
<b>Cattle:</b>		
Total number.....	75,941	
Value.....	\$2,720,956	
Number of dairy cows.....	54,218	
<b>Horses:</b>		
Total number.....	132,068	
Value.....	\$14,919,261	
Number of mature horses.....	129,024	
<b>Mules, asses and burros:</b>		
Total number.....	15,955	
Value.....	\$2,375,957	
Number of mature mules.....	14,473	
<b>Swine:</b>		
Total number.....	78,557	
Value.....	\$686,954	
<b>Sheep and goats:</b>		
Total number.....	19,272	
Value.....	\$111,706	

# STATE WILL ISSUE BOOSTER PAMPHLET

Missouri Bureau of Labor Statistics is Gathering  
Data For Elaborate Publication.

## TO ADVERTISE THE STATE'S RESOURCES

Copies Are to Be Distributed at Panama-Pacific Exposition,  
San Francisco.

(From St. Louis Republic, under Jefferson  
City date line of May 10, 1913.)

Information is being gathered by the Bureau of Labor Statistics for a special publication, profusely illustrated, to be known as the "Missouri Booster Pamphlet," which is to exploit the advantages and opportunities each county offers to desirable settlers, capitalists and manufacturers.

Circular letters are being sent every commercial, financial, industrial and manufacturing league or association in the State inviting their co-operation in the work of widely advertising Missouri and asking their assistance in securing the information which is to go into the pamphlet. Farmers' organizations throughout the State and organized labor everywhere will be requested also to lend a helping hand.

The pamphlet, which is one of the features of the elaborate programme the new Labor Commissioner, John T. Fitzpatrick, has prepared to boost Missouri as a prosperous, thriving commonwealth, will contain a brief history of every business, commercial, industrial and financial organization in Missouri, relate what each has done and is doing to develop the State and give the names and addresses of their 1912 and 1913 officers.

The president and secretary of each will be invited to contribute a short article on the resources and opportunities of their community and what industries are needed and would prosper in their locality.

### Minerals to Be Discussed.

In addition to exploiting the manufacturing and agriculture possibilities of Missouri, the "Booster Pamphlet" will tell, in detail, of the almost inexhaustible supply of unmined lead, zinc, iron, fire clay, white sand, kaolin and paint pigments, unquarried limestone for cement making, granite, marble, onyx and building stone in South Missouri and of the fields of coal in the northern half of the State.

The dairying and fruit-growing possibilities of the Ozarks will receive particular attention, and it is to be emphasized that the counties of the southeast corner produce, in abundance, a specie of cotton which ranks in worth next to the famous Sea Island variety of Florida, Georgia and the Carolinas.

No particular section of Missouri is to be boomed, but, instead, the State is to be taken up, county by county, in alphabetical order, and what is grown, manufactured and mined in each told about in a complete but concise manner, and infor-

mation as to what rivers and streams it contains and what railroads traverse it, imparted.

For each county there is to be a map in colors, giving, beside the names and locations of the cities and towns, the rivers and streams, railroads and all township divisions. Particulars as to population, public and private schools, churches, roads, varieties of timber which flourish, the nature of the soil, the price and quantity of available farming land, banking and other financial facilities, assessed value of real estate and personal property and the quantity and value of surplus products for 1912, will make up chapters of the publication.

#### **Commercial Clubs Active.**

The Business Men's League and similar organizations of St. Louis, the Board of Trade, Manufacturers' Association and all kindred bodies of Kansas City, the various business associations of St. Joseph, Springfield, Joplin, Sedalia, Carthage, Webb City, Moberly, Jefferson City, and, in fact, of every city and town in the State, are to be asked to assist in carrying out the booster programme of the Bureau of Labor Statistics.

The contents of the boosting pamphlet are to be of such a nature that the publication can be used to advertise Missouri at the coming Panama-Pacific Exposition. The task of collecting the information and preparing it for the special publication has been commenced by Supervisor of Statistics A. T. Edmonston and Deputies H. P. Reeds and J. L. Bradley.

It will contain a complete directory of the commercial, financial, industrial and farmers' organizations of the State and a history of the prog-

ress of Missouri, not alone for the year 1912, but during the last decade. The first edition will be 25,000, with more to follow as the demand requires. A special edition will be run off for free distribution at the Missouri State Fair in Sedalia early in October.

The intention is to scatter the pamphlets from one end of the country to the other. Pamphlets which follow will deal with "Organized Labor, Missouri, 1912-13;" "Missouri Labor Laws" and "Missouri State Free Employment Department, 1912-13." All form chapters of the "Missouri Red Book, 1913," which will be ready for free distribution at the close of the year.

(From the Sedalia Democrat, July 27, 1913.)

### **"BOOST MISSOURI."**

**THIS IS THE SLOGAN THAT  
NOW IS HEARD THROUGH-  
OUT COMMONWEALTH.**

**STATE TO BE WELL ADVERTISED**

**Bureau of Labor Statistics Will Get  
Out a Pamphlet in Three Editions  
That Will Be Sent to All  
Quarters of the Globe.**

Special to the Democrat.

Jefferson City, Mo., July 26.—The commercial, industrial, farmers' alliances and labor organizations of the State have taken hold of the movement to "boost Missouri" with such vim and enthusiasm that success is already assured for the proposition. The resources, advantages and opportunities the State offers capitalists, manufacturers and desirable settlers are being exploited as never was the case before, from every city and town of Missouri.

*Progress of a Popular Movement.*

Commissioner John T. Fitzpatrick announced today that the Missouri Booster Pamphlet the Bureau of Labor Statistics is working on and will scatter far and wide to advertise the State will be made up of three editions, the first of which, 25,000 copies, is to appear and be distributed in September.

**Three Editions Promised.**

The forms are to be left standing, the publication, which will have 300 pages, brought up to date, revisions of other kinds made and the second edition, another of 25,000 copies, issued next July. The third edition will be for the use of the Missouri Panama-Pacific Exposition Commission in 1915, and also for distribution everywhere. The contents of the "booster" pamphlet will undergo another revision and many additions made. A small map of Missouri will be replaced by a larger one, measuring 24x30 inches, in colors. The Forty-eighth General Assembly will be asked to appropriate enough to pay for 250,000 copies, all in red cloth binding, and for sending out 100,000 of this edition, by mail, to men and women interested in the development of Missouri, who cannot attend the San Francisco exposition.

A. N. Lindsay of Clinton, Mo., general secretary of the Federation of Missouri Commercial Clubs, has offered the Bureau of Labor Statistics his aid and that of that organization, which is composed of all commercial and industrial clubs of the State, in collecting the information needed for the "booster" bulletin and securing the county maps.

One of the features of the publication will be a group photograph of the officers and executive committee of the Federation of Missouri Com-

mercial Clubs, consisting of William Hirth, Columbia, president; James A. Houchin, vice-president, Jefferson City; A. N. Lindsay, secretary, Clinton; A. W. Douglas, chairman executive committee, St. Louis; J. R. Lowell, chairman press committee, Moberly, the executive committee—George A. Mahan, attorney at law, Hannibal; W. E. Cundiff, business manager The Ruralist, Kansas City; B. H. Bonfoey, real estate and insurance, Unionville; C. W. Flower of Flower-Barnett Dry Goods Co., Sedalia; W. B. Sanford, Holland Banking Co., Springfield; A. W. Douglas, vice-president Simmons Hardware Co., St. Louis; R. H. Stockton, St. Louis; F. W. Fleming, president Kansas City Life Insurance Co., Kansas City; William E. Spratt, real estate (formerly mayor), St. Joseph; A. H. Hinchey, secretary, Commercial Club, Cape Girardeau; James P. Kem, clothier, Macon; J. A. Hudson, president Columbia Telephone Co., Columbia; Thomas C. Hackney, attorney at law, Carthage; and William Hirth, publisher Missouri Farmer, Columbia.

**First to Respond.**

One of the first business organizations in Missouri to respond to the call of the Bureau of Labor Statistics for aid in securing information for the "booster" bulletin was the Tarkio Commercial Club of Tarkio, Mo. The president, W. R. Littell, wrote the Bureau of Labor Statistics to have the best possible map of Atchison county made for the "booster" pamphlet, saying his organization would pay for it.

Austin Crenshaw of Fulton, Mo., sent word that the commercial club of his city was heart and soul in the Missouri "booster" movement and that organization would look after

the interest of Callaway county. Since then the following business associations have promised their support:

Business Men's League of St. Louis, through its secretary, William Llewellyn Saunders; the Commercial Club of Kansas City, through its secretary, E. M. Clendening; the "Grinders" of Kansas City, which is an auxiliary of the flour millers; Sarcoxie Horticultural Association of Sarcoxie, through its secretary, J. F. Wagner; Clinton Commercial Club, W. A. Docherty, secretary; Farmers' Educational and Co-operative Union of Cuba, J. F. Mitchell, secretary; Jackson Township Good Roads Association of Kinsey, Ste. Genevieve county, Smith McClanahan, secretary-treasurer; Riverside local, Farmers' Educational and Co-operative Association of Steelville, F. E. Shuck, secretary; Farmers and Fruit Growers' Association of Neosho, Albert Hilles, secretary-treasurer; Caruthersville Commercial Club, J. P. Lloyd, secretary, and John Parks, treasurer; Aroma Fruit Growers and Shippers' Association of Newton county, E. E. Gaywood, secretary; the Neosho Fruit Growers and Shippers' Association, J. H. Christian, secretary; Seneca Strawberry Association, T. G. Snyton, secretary; Lebanon Commercial Club, H. A. Clark, secretary; Kinloch Park Improvement Association of St. Louis county, J. G. Dochweiler, secretary; Citizens' Improvement Association of St. Charles, Asmund Haessler, secretary; Humansville Commercial Club of Polk county, J. M. Allen, secretary, and William McCracken, treasurer; Rolla Civic Club, Mrs. Jennie Harrison, secretary, and Mrs. H. R. McCraw, treasurer; Sedalia Boosters' Club of Pettis county, M. V. Carroll, secretary, and C. C. Evans, treasurer; Western Towing Club of St. Louis,

George A. Minges, secretary; Commercial Club of Joplin, F. L. Yale, secretary; Missouri Athletic Club of St. Louis, E. W. Barnmueller, secretary; Commercial Club of Cape Girardeau, A. A. Hinchey, secretary; Carthage Business Men's League, Harry L. Marks, secretary, and W. F. Moring, treasurer; Bethany Commercial Club, B. P. Sifler, secretary; St. Louis Real Estate Exchange, John J. Dowling, secretary, and W. E. Caulfield, treasurer; Merchants' Exchange of St. Louis, Eugene Smith, secretary; Butler Commercial Club, A. H. Culver, secretary, and H. M. Cannon, president; St. Louis County Farm and Market Bureau, John G. Rinkel, secretary; St. Louis Association of Credit Men, C. P. Welsh, secretary; Stone County Booster Club of Crane, B. F. Carney, secretary and treasurer; Stoddard County Farmers' Educational and Co-operative Union of Dexter, W. J. Vaughn, secretary; Agricultural and Commercial club of Wright City, A. B. Keadle, secretary; Lumber Dealers' Association of St. Louis, O. A. Fier, secretary, and the Phelps County Agricultural Society.

These organizations will assist in distributing widely the "booster" pamphlet, and the secretary and president of each will contribute brief articles dealing with the advantages and inducements their county offers capitalists, manufacturers and settlers.

#### **Suggestions Made Use Of.**

Men and women all over the State have offered their services and are suggesting chapters for the publication. Commissioner Fitzpatrick has detailed Supervisor of Statistics A. T. Edmonston to prepare the pamphlet for the printer. Deputies H. P. Reeds and John L. Bradley are assisting in



the task of gathering and compiling the information which is needed.

W. E. Cundiff of Kansas City, a member of the executive committee of the Federation of Commercial Clubs, has contributed an interesting

article on "Missouri as an Agricultural State." The railroads of the State are supplying the illustrations which are to be used to vividly portray the advantages, resources and possibilities of Missouri.

---

## "CALL OF THE FARM."

(A Revised Republication.)

---

### WHAT MISSOURI HAS TO OFFER TO AGRICULTURAL SETTLERS AS SEEN FROM THREE DIFFERENT POINTS OF VIEW.

---

With agricultural pursuits offering the best inducements for a family of moderate means and all large cities filled to the overflowing with men and women who would prosper on farms, if they devote the same energy and time to tilling the soil they do to earning a bare living, the back-to-the-farm movement has recently received a fresh stimulus through contemplated National Government aid.

For Missouri the back-to-the-farm movement will now not end until every available acre of desirable unimproved land has been taken up for cultivation.

The National Government announced that it would publish and distribute among aliens and others in the industrial centers of the United States a pamphlet setting forth briefly and in a general way the opportunities offered to agricultural settlers by the various states and territories.

Missouri was called upon by the Washington authorities to furnish a brief but complete outline on what it had to offer homeseekers. Various state departments and many men and women in private life became interested. The contest immediately awakened much enthusiasm, and keen but friendly rivalry for first honors, ensued.

Many interesting and highly meritorious articles were submitted, and of all there was not one which was not entitled to fair mention, each handling the subject, "The Agricultural Possibilities of Missouri," skillfully from a different viewpoint. The contribution offered by the Bureau of Labor Statistics was selected finally as the one for the national publication already mentioned, chiefly for the reason that it completely covered the State, it briefly reciting what inducements each section offers in improved and unimproved lands; what agricultural products are giving the best returns and how Missouri farms worth \$3,000 and \$4,000 were earning larger incomes than many worth more money in other states.

Two other articles submitted were so meritorious that it was found impossible to decide between them as to which was entitled to second place. Therefore both were awarded that honor, a high one, considering the keen rivalry the contest aroused and that every contribution proved to be a gem and entitled to weighty consideration.

In a treatise on "Opportunities in Missouri for Agricultural Settlers," Prof. F. B. Mumford, Dean of the State Agricultural College at Columbia, paid a splendid tribute to Missouri as a corn state, emphasizing that the largest nursery of the world is found here and asserting that in a good fruit year the apple production of Missouri excels that of many other great apple states.

The third contribution, one by Hon. W. L. Nelson, assistant secretary of the State Board of Agriculture, consists of a general treatise on the productiveness of Missouri, listing tersely the many advantages and inducements the State holds out to agricultural settlers and reciting in a clean-cut manner our annual farm achievements.

The three leading contributions on the "Agricultural Possibilities of Missouri" follow:

---

## AGRICULTURAL POSSIBILITIES OF MISSOURI.

(By the Bureau of Labor Statistics, Jefferson City, Mo.)

While Missouri now ranks high as an agricultural State, holding third position for its annual production of corn and, usually, seventh for wheat, there are practically no limits to the possibilities of agricultural development.

The fact that this commonwealth already is one of the chief corn and wheat producers of the United States, coupled with the further fact that only a little over a half of our extensive area suitable for agricultural purposes is under cultivation, clearly demonstrates what could be done with ordinary farming alone if every available acre was tilled.

If every available acre of land in Missouri, suitable for cultivation, was properly tilled, our annual output of corn, wheat, oats, hay and similar staples would increase over sixty per cent, without taking into consideration the gains in the production of vegetables, fruit, dairy products, live stock, honey, wool and all other farm commodities which, in consequence, would naturally also follow.

This estimated increase does not take into consideration what could be accomplished by scientific and intensive farming. Comparatively few Missouri farms are now being worked for all their soils can produce and renewing the land with fertilizers is by no means a general practice.

What Missouri could do if it was divided up into small farms, ranging from 40 to 100 acres, and each worked intensely, would almost be beyond belief to anyone who has never cultivated on a scientific scale. It is conservative to state that the annual yield of all agricultural products would increase thirty per cent for the lands now being tilled, without including or considering the unimproved but desirable tracts which are open and ready for settlement.

### Missouri Has Many Farms.

In Missouri there are probably 43,985,280 acres of land. Of this vast amount 34,591,248 acres make up the 277,244 farms the State is credited with,

*Agricultural Possibilities of Missouri.*

but still only 24,581,186 acres are under actual cultivation, leaving about 10,010,062 acres in the farms either entirely unworked or used only for rough grazing purposes. Adding this latter large acreage to the other 4,000,000 acres which are entirely unsettled, it means that Missouri has approximately 15,000,000 acres entirely uncultivated, or five-eighths as much as the area now being tilled, which gives the State third rank in corn and, usually, seventh in wheat.

Of this unimproved area 3,500,000 acres are low lands, which are so fertile that many stretches can be made to produce from 75 to 100 bushels of corn or from 30 to 40 bushels of wheat to the acre. For vegetables the soil is unexcelled and, if properly tilled, ten acres will earn a good living for a truck farmer. This bottom land, chiefly in Southeast Missouri, where the loam is from 30 to 100 feet in depth, can be purchased for from \$10 to \$60 an acre, according to its location and other conditions. Of course, all of the lower price areas are entirely unimproved and in many cases covered with more or less timber, and some distance from a railroad. This is the land around which levees are now being built and huge ditches dug to furnish drainage in the rainy season. Here is where cotton, watermelons and alfalfa grow prolifically and yield a paying return to the owner of the average farm of 125 acres. The proportion of the cost of a levee and a ditch is generally paid for in installments in two or three years, and then comes the period when money accumulates. The timber on most of these unimproved areas will generally pay for the clearing.

In North Missouri improved land can be purchased for \$60 an acre and up. Here is where wheat, oats, blue grass and clover grow luxuriantly, with the consuming markets, Kansas City, St. Louis and Chicago, close at hand. Potatoes, tomatoes, cucumbers and other vegetables are easily raised and readily sold for a high price without much of an effort on the part of the producer.

**Missouri Farms Earn More Money.**

In Illinois, Indiana, Ohio and other eastern states the same kind of farms as those just described are worth from \$100 to \$200 per acre, and they have no better or higher price markets to supply; with the additional drawback that the greater worth there of the lands gives the average agriculturist a very low income on the large amount of money he has invested. It is therefore apparent that with the same capital and expenditure of the same amount of muscular energy more money can be made by farming in Missouri.

An eastern farmer with land worth \$6,000, on which there is a \$2,000 mortgage, does not earn as much from his toil as does the Missouri tiller of the soil who values his property at only \$3,500, but all paid up. The point of such a comparison is obviously plain. The eastern farmer would do far better if he sold his mortgaged property, emigrated to Missouri and purchased a \$4,000 farm, paying for it in cash. In two years, under ordinary conditions, he would have a snug bank account and no more interest to meet or payments on encumbrances to make.

While cotton, watermelon and alfalfa growers are making satisfactory profits in Southeast Missouri, horticulturists in and around Howell, Oregon,

Greene, Laclede, Barry and McDonald counties, at the other end of the State, are earning good returns from peaches, strawberries, cantaloupes, pears, grapes and other fruit. Around Henry county broom corn and flaxseed are bringing in thousands of dollars annually to the farmers who make a specialty of them. In Platte, Chariton and Schuyler counties exclusive attention is being given by many to tobacco, and the growers of the weed are being well paid for their toil.

Potatoes can be grown profitably nearly everywhere in Missouri, but as yet only the farmers of Ray, St. Louis and Jackson counties devote the most of their energy to this farm line. While the annual crop of tubers of Missouri may seem large, the yield never has been sufficient enough to supply the home demand the year around. That there is money to be made in this State by raising potatoes the growers of the Orrick district in Ray county long ago discovered and that is why, year after year, they continue to devote themselves almost exclusively to producing this commodity.

Around St. Louis there are many truck farmers who derive good yearly incomes from stretches of land containing from ten to twenty acres. They devote themselves chiefly to vegetables and aim every spring to have their output ripe and ready for the market ahead of their neighbors. About half succeed, reaping in return a reward in shape of a fancy price for early tomatoes, strawberries, lettuce, radishes and similar spring varieties. Every county in the State seriously needs this class of agriculturists. There is no danger, for years to come, of any section of Missouri securing too many gardeners. Vegetables are in constant demand the year around in Kansas City, St. Joseph, St. Louis, Chicago, Milwaukee, Memphis and other places which have become markets for Missouri products, generally at a fancy high price, with seldom the danger that overstocking will occur.

#### **Missouri Poultry Products.**

Dairying and poultry raising, which a few years ago were considered side issues in Missouri, are now absolutely necessary adjuncts to every farm by reason of the constantly growing demand for these products. Especially is this true of the latter industry. The poultry and eggs of this State which were marketed during the year 1912 sold for \$45,000,000 in round numbers. The entire production, including home consumption, during these twelve months was valued at \$75,000,000. These figures may seem to be excessive, but it must not be lost sight of that Missouri poultry and eggs are being shipped to New York, Philadelphia and Boston.

With all unimproved lands still remaining for settlement taken up, the annual poultry industry will quickly reach the \$100,000,000 mark. This is some of the wealth which is in store for the settlers who hasten here early, purchase a farm on the installment plan and busy themselves producing the commodities for which Missouri already has a national reputation.

The corn crop of 1910 of the 114 counties of the State amounted to 273,900,000 bushels, according to the figures of the Department of Agriculture. At the low price of forty-four cents a bushel this enormous yield was worth \$120,516,000. It must not be forgotten that this was only the production of half of the area of Missouri which is so well adapted for this cereal. With this

*Agricultural Possibilities of Missouri.*

large yield in view for only a limited section, it is an easy matter to conclude that if all of the farm lands of the State were under cultivation the yield of maize—without intense or scientific farming—would be enough to give this State first rank for this grain.

**Missouri as a Wheat State.**

The 1911 production of wheat for Missouri was nearly 30,000,000 bushels, but as large as this yield is, it is only about enough to provide bread for our own population until the next crop is harvested. There still is room enough here to double this production, and the surplus could easily be sold in the cotton regions directly south of this State.

Recent experiments have shown that an average sixty-acre Missouri farm, valued at \$3,000, if it is run along scientific lines, is equal in producing power to a 120-acre farm in other states, valued at \$10,000, which is being cultivated in the ordinary way. In two years, if the proper care is exercised, such a Missouri farm pays for itself. Wheat and corn can be raised, but strawberries, potatoes and tomatoes will be found to be good revenue producers, with poultry and eggs as profitable side lines.

**Stock Raising in the Ozarks.**

For stock raising and dairying the Ozark counties, as a rule, offer inducements which cannot be excelled by any other state in the Union, considering everything. These lines, together with certain fruits, will insure a regular income to any settler with a small capital to commence on. Land in this portion of Missouri can be purchased for from \$10 to \$40 an acre, according to the location and improvements. Railroads which are now in existence and branch lines which are to be built furnish the markets in St. Louis and Kansas City. This is the coming part of Missouri, especially for dairying and stock raising. Most of the year cattle, hogs, sheep and goats find their own food and need very little attention. There is plenty of good water everywhere, with no danger at any time of the supply becoming exhausted. The annual rainfall here is from forty to fifty inches. In North Missouri it is from thirty to forty inches.

Missouri has the soil and climate for any commodity which can be raised anywhere in the temperate zone and never has, in its whole career as a State, ever known a complete crop failure for anything its farmers generally raise. No drouth, no matter how extensive, has ever extended all over the State. The rainfalls always furnish enough water to amply feed the hundreds of rivers, streams and creeks which have sources of supply in the springs of the Ozarks.

While the possibilities of this State in raising oats, barley, buckwheat, pop corn, tobacco, cowpeas, rye, alfalfa and many other farm staples have not been fully touched upon in this article, the same increased production is ahead for each, as is predicted for wheat and corn, when Missouri, which now holds sixth rank for population, is as thickly settled as its resources and advantages show it ought to be. Even corncobs, which in other states are considered valueless and are burned to rid the farm of them, are eagerly grabbed up at

a fair price by pipe manufacturers and turned into a commodity known the world over as "Missouri Meerschaum Pipes." So much for Missouri. This is probably the true explanation of why the average native of this State, when anyone from elsewhere extols his own commonwealth and attempts to elevate it above ours, simply says:

"Well, I'm from Missouri, you'll have to show me!"

A. T. E.

---

---

## OPPORTUNITIES IN MISSOURI FOR AGRICULTURAL SETTLERS.

(By Prof. F. B. Mumford, Dean State Agricultural College, Columbia, Mo.)

The highest priced agricultural land in America is located in the corn belt. The reason for this is that the area in which Indian corn may be grown successfully is limited. Not only in America, but the area of land suitable for growing Indian corn in the world outside of the United States is very small. Sir John B. Lawes once said that Europe could never hope to compete with America in agriculture, because of the ease with which corn may be grown in this country.

Missouri lies in the center of the American corn belt; there are no corn lands superior to those found in Missouri. One man in Missouri grows more corn each year on his farm than is grown in the nine states of Utah, Oregon, Washington, Arizona, Idaho, Montana, Rhode Island, Wyoming and Nevada combined. Three counties in Missouri grow more corn than nineteen other states, in which are included all of New England. These three counties grow more corn than is reported for the state of New York, or Maryland or West Virginia. Missouri grows three times as much corn as all of South America, three-fifths as much as all of Europe, and nearly one-half as much as is produced in the whole world outside of the United States.

The value of the corn crop in Missouri each year amounts to more than \$100,000,000. Her wheat crop is valued at \$30,000,000. Missouri is also one of the leading hay and forage states. In 1909 the hay crop alone for the State was valued at over \$30,000,000. This does not include the vast areas of blue grass, clover and timothy pastures which in point of extent and quality are not exceeded by any state in the Union.

The above facts are evidence of the abundant resources and high state of fertility of Missouri lands. In Missouri land is today cheaper, considering its intrinsic value, than in any of the corn belt states. Good corn land, which has already become scarce and so much in demand that it sells in some localities at \$250 per acre, is still to be had in Missouri for less than \$100 an acre.

Of all the corn belt states, Missouri has more unoccupied land than any other. Twenty million acres are unimproved. Large areas of this land need only the intelligent skill of the husbandman to add millions of dollars to the total agricultural revenue of the State. Much of this land is peculiarly adapted to the production of high class fruits. Larger areas can be made into productive and profitable pastures for cattle, sheep and horses. Some of the

land adapted for grazing purposes can be purchased from three to ten dollars per acre.

Missouri has more apple trees than any other state in the Union. She has the largest orchard in the world. In good fruit years the total apple product of Missouri exceeds that of many of the great apple states.

In the production of live stock Missouri has always rivaled adjoining states which are more generally given to grain farming. More than one billion dollars is invested in farms, buildings and equipment for carrying on the business of stock farming in this State. While Missouri is not generally regarded as a sheep-producing State, it is nevertheless true that she has more sheep than any adjoining state. The poultry products of Missouri are greater than that of any other American state.

Another reason for the remarkable productive power of Missouri crops and live stock is due to the favorable climate. Missouri is far enough north to escape the enervating heat of the south and far enough south to avoid the rigorous climate of the north. The Missouri farmer pastures his animals eight or nine months in the year, and requires little expensive shelter for the mild winters. The rainfall is abundant and well distributed, and hot winds are unknown.

The State of Missouri maintains for the aid of the prospective settler an Agricultural Experiment Station, which is organized for the purpose of solving new agricultural problems and giving advice to all farmers in the State; outlying experiment fields in twenty localities are solving the local problems due to special soils or particular locations. The State of Missouri has, through the Agricultural Experiment Station, demonstrated the efficacy of the serum treatment for hog cholera and is inoculating at the present time more than 10,000 hogs per month.

The Missouri State Board of Agriculture is organized to aid the farmers of the State, by means of farmers' institutes, veterinary sanitation, thus safeguarding the health of Missouri live stock, and through its Highway Department, to encourage the construction and maintenance of country roads. This excellent organization appointed by the Governor has contributed largely to the development of the State.

The State Board of Horticulture likewise has accomplished through publications and public meetings great service to the horticultural interests of Missouri.

The State Poultry Board has contributed largely to the pre-eminent position of the State in aiding the poultry interests by publications, poultry shows, and more recently in the development of a poultry station.

The organized government of the State is through these various agencies protecting and aiding the agricultural citizens of the State. Probably no state in the United States has a more excellent series of state boards appointed by the Governor primarily for the development of the agricultural, horticultural and live stock interests of the State.

---

## GENERAL TREATISE ON THE AGRICULTURAL POSSIBILITIES OF MISSOURI; ITS INDUCE- MENTS AND THE ANNUAL ACHIEVE- MENTS OF ITS FARMS.

---

(By Hon. W. L. Nelson, Assistant Secretary State Board of Agriculture, Columbia, Mo.)

Missouri, midway between the geographical and population centers of the United States, is the center of the agricultural universe. She is neither a northern, southern, eastern nor western state—nor is she all these. Her southern border is farther south than Virginia, and her northern border farther north than Kansas, yet she excels the former in cotton and the latter in corn.

One Missouri county produces a million bushels of wheat in a year; another a quarter thousand carloads of strawberries; another as many carloads of peaches; another a thousand carloads of watermelons. A crop of a million dollars worth of corn, averaging the 114 counties of the State, is annually credited to each county, and the corn yield in only one-half the counties in the State equals the total corn crop of one-half the total number of states and territories in the Union—so varied and so splendid are Missouri's agricultural resources. Missouri is a great corn State, yet her glory is not alone in the golden grain. She occupies a prominent place in the production of practically every temperate zone crop that counts.

Missouri is not a one-crop State. If opportunity is not recognized as knocking at each farmhouse door every day it is because she appears in so many forms.

It matters not from what other state the prospective settler may come, or what method of farming he may prefer to pursue, he will find growing in Missouri crops with which he is familiar and conditions conducive to comfort and contentment. Here are well-improved farms with modern residences, big barns and broad acres of blue grass and grain; here are aristocratic representatives of the live stock world—horses, cattle, sheep and hogs, bred in the purple and adding to the plenty of a prosperous and progressive people. Here, too, is the Missouri mule, the pack horse of the pioneer and the never displaced motive power of the most advanced civilization.

In Missouri scientific farming, backed by brains and encouraged by capital, has attained a place worthy of the highest efforts of the best equipped agriculturists—of those who would escape the hardships of the pioneer, for in Missouri the days of pioneering are in the past.

But the days of opportunity are in the present. Hundreds of thousands of virgin forests await the woodman's axe; as many acres are as yet "unprofaned by the plow," and with dredge and ditch a vast empire, richer than the far-famed valley of the Nile, is being developed almost as if by magic. Here, for the man of paucity of purse, is opportunity without oppression; opportunity



*Agricultural Possibilities of Missouri.*

where are churches, schools, transportation facilities and comforts of civilization, and where no greedy corporations control. Here the settler's children can romp on blue grass and drink from springs of cool, sparkling water. Nowhere else is desirable land within easy access of great cities with splendid markets to be had at such paltry prices.

In Missouri are no sandy, wind-swept wastes, no abandoned farms. No soil-exhausting system of successive seeding to some certain crop has robbed the fields of their fertility. The people are not tied by tradition. They live in the present and face the future. New methods of farming, bearing the seal of approval of the College of Agriculture or Board of Agriculture, readily find favor.

With more miles of navigable river than any other state, and with thousands of miles of railroads, operated not by one company, but by many, practically all working harmoniously with the producers of the State's agricultural products, there is heard no talk of a transportation trust.

No long and severe winters make necessary expensive barns or big feed bills for stock. Conditions for dairying, sheep husbandry and poultry raising are ideal—Missouri's annual sales of poultry products alone being placed at \$45,000,000. Immense orchards of big red apples and the purple of vast vineyards tell of plenty and of pleasure.

Performances, not promises, proclaim Missouri's paramount place in agricultural possibilities and permanency.

---

---

**"BOOST MISSOURI."**

—Kansas City Times.

The Bureau of Labor Statistics has gone into the wholesale advertising business for the State of Missouri. With the suggestive slogan of "Boost Missouri" it is endeavoring to persuade Missourians to advertise the State constantly.

The slogan appears on all printed matter issued by this department, including its envelopes, and is undoubtedly accomplishing its intention.

All bulletins issued by the bureau on the resources and advantages the State offers bear, in purple letters, half an inch high, the words "Boost Missouri."

The Bureau of Labor Statistics has asked the "booster clubs" of the State to furnish it with county maps for use in its forthcoming publication, already well advertised, entitled "The Missouri Booster Pamphlet."

Among the future bulletins to be issued by Commissioner Fitzpatrick are "Missouri as a Honey State," "Missouri as a Watermelon State," "Missouri as a Cotton State," "Missouri, its Resources and Advantages," "Peaches; Fresh, Canned and Dried."

"The latter bulletin does not in any way apply to the female population of Missouri, although the subject would cover that fascinating necessity," the latest bulletin of the bureau announces.

"The State is full of heavenly 'cling' peaches, ranging in age from 16 to 30.

When the 'peaches' marry they are classed as 'canned,' being then put away, anyway for a time, subject to the death of the husband, or a divorce court decree, to again place them on the market as a surplus product, but by no means a 'dried peach.'

"Missouri does not rank high for its output of 'dried' peaches—this referring both to the variety which grows on trees and those which are classed as 'clinging vines.' It does not care to, the inhabitants of the State preferring their peaches fresh, but occasionally 'dried' peaches are encountered and made the best of.

"With proper treatment the latter variety can be made palatable. Old maids may be called 'dried' peaches, but old maids are scarce in Missouri.

"Canned peaches have their attractions, but fresh peaches are generally preferred, not alone by Missourians, but all over the east, north and west, the State shipping out many carloads during the month when they are fully developed and ripe. Tasty and appetizing, they attract attention everywhere.

"The skin is the creamy color that makes them attractive, and a blushing tint and soft downy appearance adds to their beauty.

"All orchards of Missouri produce peaches in more or less abundance, but the Elberta variety chiefly come from Oregon, Howell and other Ozark counties."

## STATE FREE EMPLOYMENT DEPARTMENT OF MISSOURI.

---

**Send Your  
Requests For HELP  
To the  
NEAREST STATE  
FREE  
EMPLOYMENT  
BUREAU.**

---

**The Service is FREE,  
Make Use of It.**

---

**Write, Wire or  
Telephone.**

**Gratuitous Service Given to All—Farm Help  
and Timbermen Supplied.**

Missouri maintains a free employment department as a part of the Bureau of Labor Statistics—offices in St. Louis, Kansas City and St. Joseph—with a view of keeping the unemployed in close touch with those needing help of any kind, male or female. The service is free of charge, with the only requirement that any one out of employment and applying for a situation report promptly when work is found. Employers are supposed to notify when they have filled vacancies. There is no limit to the class of help the Bureau can furnish, supplying professional men, skilled trade workers and any number of men or women for positions lower in rank. Special attention is given to calls for farm help and timbermen.

Employers in small towns are also cordially invited to make free use of the service with no cost to them. When in need of help, write to the nearest State Free Employment Bureau.

St. Louis—F. J. O'Keefe, Superintendent, 104 North Tenth Street.

Kansas City—Harvey Osborne, Superintendent, Room 224 New Nelson Building.

St. Joseph—Geo. J. Kamler, Superintendent, 110 North Seventh Street.  
Main Office.

**BUREAU OF LABOR STATISTICS,  
JNO. T. FITZPATRICK, Commissioner,**

A. T. EDMONSTON, Supervisor of Statistics,

H. P. REEDS.....Deputy Commissioners.....J. L. BRADLEY.  
JEFFERSON CITY, MO.

---

**Employment Agency Inspection Department.**


MAIN OFFICE, JEFFERSON CITY, MO.

JNO. T. FITZPATRICK, Commissioner.

St. Louis—104 North Tenth Street, Jas. J. Barrett, Assistant Commissioner.

Kansas City—New Nelson Building, George A. Major, Inspector.

St. Joseph—107 North Seventh Street.





## **WRITE FOR INFORMATION.**

For further information concerning the agricultural possibilities of Missouri; location of the lands open for settlement; soil, climate, resources and inducements offered by the counties to homeseekers, and all other facts pertaining to the State in general, address: Commissioner Jno. T. Fitzpatrick, Bureau of Labor Statistics, Jefferson City, Mo.



**NEW MISSOURI CAPITOL BUILDING  
JEFFERSON CITY, MO.**

---

SUPPLEMENTARY TO THE  
**1913 RED BOOK**  
Bureau of Labor Statistics  
JEFFERSON CITY, MO.

---

**“BOOST MISSOURI”**

Gaylord Bros.  
Makers  
Syracuse, N. Y.  
PAT. JAN. 21, 1922

LIBRARY OF CONGRESS



0 003 006 110 A

