

No. C. 243.2



GIVEN BY





Cat

1957

APPENDIX TO

# THE BUDGET

OF THE

## UNITED STATES GOVERNMENT

FOR THE FISCAL YEAR  
ENDING JUNE 30

# 1957

DETAIL OF PERSONAL SERVICES



WASHINGTON, D. C.  
1956

1244  
3



APPENDIX TO  
**THE BUDGET**  
OF THE  
UNITED STATES GOVERNMENT

FOR THE FISCAL YEAR  
ENDING JUNE 30

**1957**

---

DETAIL OF PERSONAL SERVICES



UNITED STATES  
GOVERNMENT PRINTING OFFICE  
WASHINGTON : 1956

# INTRODUCTION

The appendix to the budget contains information on personal services, broken down by grade and title, in accordance with the provisions of section 204 of the Budget and Accounting Act, 1921, as amended (31 U. S. C. 581).

Schedules are shown in this appendix in the same order as in the budget.

An explanatory illustration of the schedules is shown below.

Salaries and Expenses, Mexican Farm Labor Program, Bureau of Employment Security

DETAIL OF PERSONAL SERVICES		1955 actual		1956 estimate		1957 estimate	
	Num-ber	Total salary	Num-ber	Total salary	Num-ber	Total salary	Total salary
<b>Departmental</b>							
General schedule grades							
GS-14 Range \$16,320 to \$11,265	2	\$20,800	1	\$11,180	1	\$11,180	
Chief of division							
GS-13 Range \$8,990 to \$10,965	1	9,560	1	10,260	1	10,260	
Administrative officer							
Agricultural wage analyst	1	8,560	1	8,990	1	8,990	
Assistant chief of division							
Attorney	1	8,390	1	8,990	1	8,990	
Chief of division							
GS-12 Range \$7,570 to \$8,645	1	8,420	1	8,420	1	8,420	
Administrative officer							
Agricultural employment specialist	2	15,040	1	7,570	1	7,570	
Budget examiner	1	7,440	1	8,060	1	8,060	
Chief of branch	1	8,040	1	8,645	1	8,645	
Farm labor analyst	2	14,880	2	16,000	2	16,000	
Supervisor, transportation and subsistence	1	8,040	1	8,645	1	8,645	
GS-11 Range \$6,390 to \$7,465	3	19,420	3	20,800	3	20,800	
Agricultural employment specialist							
Farm labor analyst	2	12,880	3	20,400	3	20,400	
Position classifier	1	6,540	1	6,400	1	6,400	
GS-10 Range \$5,915 to \$6,725	1	5,625	1	6,050	1	6,050	
Administrative assistant							
GS-9 Range \$5,440 to \$6,250	1	5,910					
Farm labor analyst							
Personnel assistant	1	5,560					
Placement assistant	1	5,060	1	5,440	1	5,440	
Position classifier	1	4,920	6	30,705	6	30,705	
GS-7 Range \$4,225 to \$5,385	5	18,175	6	23,100	6	23,100	
GS-5 Range \$3,670 to \$4,490	20	73,110	19	70,750	19	70,750	
GS-4 Range \$3,415 to \$4,025	12	39,210	11	38,155	11	38,155	
GS-3 Range \$3,175 to \$3,685	1	3,203	1	3,203	1	3,203	
Ungraded positions at hourly rates							
Rate equivalent to less than \$5,440							
Total permanent, departmental	64	312,803	63	339,383	63	339,383	
Budget lapses	4	24,111	3	7,071	3	5,706	
Add net increase due to changes in pay scales for part of year		6,307					
Net permanent, departmental (average number, not salary)	59	3,294,959	63	7,332,312	63	7,333,617	
Positions other than permanent: Temporary employment		4,811		1,305			
Regular pay above 52-week base		847					
Payment above basic rates: Overtime and holiday pay		1,683		500		500	
All personal services, departmental		362,346		384,117		334,117	
<b>Field</b>							
General schedule grades							
GS-13 Range \$8,990 to \$10,965	1	9,360	1	10,965	1	10,965	
Agricultural employment specialist							
GS-12 Range \$7,570 to \$8,645	10	73,000	10	78,925	10	78,925	
Agricultural employment specialist							
Center manager	7	49,980	7	53,420	7	53,420	
GS-11 Range \$6,390 to \$7,465	3	18,020	5	32,165	5	32,165	
Agricultural employment specialist							
Assistant center manager	4	23,760	4	25,540	4	25,540	
Attorney	2	11,880	2	12,780	2	12,780	
Center manager	2	12,880	2	13,855	2	13,855	
Fiscal accountant	1	6,940	1	7,465	1	7,465	
GS-9 Range \$5,440 to \$6,250	3	15,430	3	16,320	3	16,320	
Assistant center manager							
Auditor	1	6,060	1	6,520	1	6,520	
Center management specialist	4	21,400	4	23,110	4	23,110	
Chief, reception service	4	20,990	4	22,570	4	22,570	
Field coordinator	12	44,720	12	45,280	12	45,280	
Employer service representative	28	146,680	27	136,525	27	154,725	
GS-7 Range \$4,225 to \$5,385	47	199,010	48	218,685	48	218,685	
GS-5 Range \$3,670 to \$4,490	1	3,410	1	3,670	1	3,670	
GS-4 Range \$3,415 to \$4,025	24	81,480	24	87,740	24	87,740	
GS-3 Range \$3,175 to \$3,685	9	28,710	10	33,790	10	33,790	
Total permanent, field	163	787,590	166	862,445	166	862,445	
Budget lapses	27	0,126,275	19	0,101,178	19	0,071,862	
Add net increase due to changes in pay scales for part of year		23,281					
Net permanent, field (average number, not salary)	125	5,628,759	133	3,688,482	133	3,692,484	
Foreign countries: United States rates	10	55,747	13	71,785	13	72,100	
Positions other than permanent: Temporary employment		402,310		388,400		388,400	
United States and possessions							
Foreign countries		47,318		39,400		39,400	
Local rates		15,065		10,200		10,200	
Regular pay above 52-week base		1,471		3,315			
Payment above basic rates: Overtime and holiday pay		18,317		34,100		34,100	
Nightwork differential		3,316		4,000		3,400	
Living and quarters allowance		13,600		13,500		13,500	
All personal services, field		1,184,139		1,253,763		1,253,758	
01 Personal services		1,486,485		1,587,900		1,587,900	

Departmental (central office) and field employment are shown in two separate sections of the schedule.

Titles are shown for positions with a base rate of \$5,440 or above.

This line represents the difference between the annual rates for the position and the base pay actually earned for 52 weeks. It covers savings due to vacancies, leave without pay, etc., offset in part by terminal leave payments.

Where employees are stationed in foreign countries, data are shown separately for those paid at U. S. rates and those paid at local rates. U. S. rates are those regularly established for employees hired in the United States and stationed abroad; other rates are local rates.

Salaries are reported at the rate effective for the greater part of the year. Employees generally are entitled to within-grade salary advancements, effective after 13 or 18 months of service. The difference between the rate shown and the exact rate for the year is shown in the lapse line.

This total indicates the number of full-time positions of permanent or indefinite duration, which are occupied or to be occupied at any time during the year. They include positions which may be filled by persons with temporary appointments, if the positions themselves are of a continuing nature. The number of positions is nearly always larger than the number of employees at any one time, due to delays in filling vacancies. The sum of these entries for the departmental and field sections of the schedule equals the total number of permanent positions shown at the top of the object schedule.

Because an increase in pay rates was effective for less than half of 1955, salary rates shown in this column are based on the previous pay scales, although the rates shown in the stub column are those currently in effect. The cost of the pay increase in 1955 is reported as a separate entry at the end of the schedule.

In order to avoid duplication, the numbers of positions and employees exclude employees on detail from another agency, even where the detail is on a reimbursable basis. The other agency involved includes employees on reimbursable detail in its position schedule in the usual manner. Payments for such reimbursements, as well as any payments for personal services to persons who are not regularly reported as Government employees, are reported under an entry "Other payments for personal services" (not illustrated here).

The amounts shown on this line agree with the entry total personal services on the schedule of obligations by objects. In cases where a consolidated schedule contains personal services reflected in two or more object schedules, a distribution by schedule title follows the total line.



# TABLE OF CONTENTS

---

	Page
Legislative branch.....	1
The judiciary.....	9
Executive Office of the President.....	13
Funds appropriated to the President.....	17
Independent offices.....	21
General Services Administration.....	73
Housing and Home Finance Agency.....	85
Department of Agriculture.....	93
Department of Commerce.....	119
Department of Defense—Military Functions.....	141
Department of Defense—Civil Functions.....	215
Department of Health, Education, and Welfare.....	225
Department of the Interior.....	251
Department of Justice.....	281
Department of Labor.....	291
Post Office Department.....	299
Department of State.....	303
Treasury Department.....	313
District of Columbia.....	329
Trust funds:	
General Services Administration.....	345
Department of Agriculture.....	345
Department of Health, Education, and Welfare.....	347
Department of the Interior.....	347
Department of Justice.....	347
Department of Labor.....	347
Treasury Department.....	348
District of Columbia.....	348



LEGISLATIVE BRANCH

CURRENT AUTHORIZATIONS

ARCHITECT OF THE CAPITOL

Salaries, Office of the Architect of the Capitol

DETAIL OF PERSONAL SERVICES

	1955 actual	1956 estimate	1957 estimate
Departmental:			
Special positions at rates equal to or in excess of \$12,900:	Num-ber	Total salary	Num-ber Total salary
Architect.....	1	\$15,000	1 \$17,500
Assistant architect.....	1	14,800	1 17,300
Second assistant architect.....			1 14,300
General schedule grades:			
GS-14. Range \$10,320 to \$11,395:			
Chief architectural and engineering assistant.....	1	9,600	
GS-13. Range \$8,990 to \$10,065:			
Administrative officer.....	1	8,500	1 9,205
Executive assistant.....			1 8,990
GS-12. Range \$7,570 to \$8,645:			
General engineer.....			1 8,000
Head elevator engineer.....			1 8,000
Administrative assistant.....	1	7,040	
GS-11. Range \$6,390 to \$7,465:			
Architectural engineer.....			1 6,605
Head air-conditioning engineer.....			1 6,390
General engineer.....	1	7,140	
Head elevator engineer.....	1	7,140	
GS-10. Range \$5,915 to \$6,725:			
Accounting officer.....			1 6,050
Administrative assistant.....			1 5,915
Assistant (administrative work).....			1 5,915
Assistant (contract and specifications).....			1 5,915
GS-9. Range \$5,440 to \$6,250:			
Assistant elevator engineer.....			1 5,575
Architectural engineer.....	1	5,935	
Accounting officer.....	1	5,435	
GS-8. Range \$4,970 to \$5,780:			
GS-7. Range \$4,525 to \$5,335:			
GS-6. Range \$4,080 to \$4,890:			
GS-5. Range \$3,670 to \$4,480:			
GS-4. Range \$3,415 to \$3,925:			
GS-3. Range \$3,175 to \$3,685:			
GS-2. Range \$2,960 to \$3,470:			
Total permanent, departmental.....	21	130,745	27 179,755
Deduct lapses.....	1.4	14,019	2 13,085
Add net increase due to changes in pay scales for part of year.....		2,140	
Net permanent, departmental (average number, net salary).....	19.6	118,866	25 166,670
Regular pay above 52-week base.....		400	1,000
Payment above basic rates: Overtime and holiday pay.....		11,396	18,530
01 Personal services.....		130,662	186,200
			203,500

Capitol Buildings, Architect of the Capitol

DETAIL OF PERSONAL SERVICES

	1955 actual	1956 estimate	1957 estimate
Departmental:			
General schedule grades:	Num-ber	Total salary	Num-ber Total salary
GS-13. Range \$8,990 to \$10,065:			
Supervising engineer.....	1	\$8,360	1 \$8,990
GS-12. Range \$7,570 to \$8,645:			
Head electrical engineer.....	1	7,440	1 8,000
GS-11. Range \$6,390 to \$7,465:			
Assistant electrical engineer.....	1	6,340	1 6,820
GS-10. Range \$5,915 to \$6,725:			
Classification specialist.....	1	5,500	1 6,050
Assistant supervising engineer.....	1	5,500	1 5,915
GS-9. Range \$5,440 to \$6,250:			
Head nurse (emergency room).....	1	5,560	1 6,115
Personnel assistant.....	1	5,060	1 5,440
GS-8. Range \$4,970 to \$5,780:			
GS-7. Range \$4,525 to \$5,335:			
GS-6. Range \$4,080 to \$4,890:			
GS-5. Range \$3,670 to \$4,480:			
GS-4. Range \$3,415 to \$3,925:			
GS-3. Range \$3,175 to \$3,685:			
GS-2. Range \$2,960 to \$3,470:			

DETAIL OF PERSONAL SERVICES—continued

	1955 actual	1956 estimate	1957 estimate
Departmental—Continued	Num-ber	Total salary	Num-ber Total salary
Ungraded positions at annual rates less than \$5,440: Elevator operator.....	28	\$77,491	28 \$89,684
Ungraded positions at hourly rates equivalent to less than \$5,440.....	92	280,519	92 328,976
Total permanent, departmental.....	134	429,890	134 496,100
Deduct lapses.....	0.8	2,293	
Add net increase due to changes in pay scales for part of year.....		9,640	
Net permanent, departmental (average number, net salary).....	133.2	437,237	134 496,100
Positions other than permanent: Temporary employment.....		10,046	12,000
Regular pay above 52-week base.....		1,400	3,200
Payment above basic rates: Overtime and holiday pay.....		64,475	85,000
Nightwork differential.....		3,497	5,200
01 Personal services.....		516,655	601,500
			697,600

Capitol Grounds, Architect of the Capitol

DETAIL OF PERSONAL SERVICES

	1955 actual	1956 estimate	1957 estimate
Departmental:			
General schedule grades:	Num-ber	Total salary	Num-ber Total salary
GS-12. Range \$7,570 to \$8,645:			
Senior landscape architect and horticulturist.....	1	\$8,240	1 \$7,570
GS-11. Range \$6,390 to \$7,465:			
Landscape architect.....	1	6,140	1 6,390
GS-9. Range \$5,440 to \$6,250:			
Associate engineer.....	1	5,935	1 6,250
GS-4. Range \$3,415 to \$3,925.....	1	3,255	1 3,500
GS-3. Range \$3,175 to \$3,685.....	1	3,030	1 3,345
GS-2. Range \$2,960 to \$3,470.....	2	6,140	2 6,600
Ungraded positions at hourly rates equivalent to less than \$5,440.....	47	143,041	47 167,230
Total permanent, departmental.....	54	175,781	54 200,800
Deduct lapses.....	2	6,500	
Add net increase due to changes in pay scales for part of year.....		3,698	
Net permanent, departmental (average number, net salary).....	52	172,979	54 200,800
Positions other than permanent: Temporary employment.....		8,551	7,500
Regular pay above 52-week base.....		700	1,500
Payment above basic rates: Overtime and holiday pay.....		26,764	30,000
Nightwork differential.....		992	1,100
01 Personal services.....		209,986	240,700
			240,700

Senate Office Building, Architect of the Capitol

DETAIL OF PERSONAL SERVICES

	1955 actual	1956 estimate	1957 estimate
Departmental:			
General schedule grades:	Num-ber	Total salary	Num-ber Total salary
GS-12. Range \$7,570 to \$8,645:			
Superintendent.....	1	\$7,040	1 \$7,570
GS-10. Range \$5,915 to \$6,725:			
Assistant superintendent.....	1	5,500	1 6,050
GS-8. Range \$4,970 to \$5,780.....	1	4,620	1 5,105
GS-7. Range \$4,525 to \$5,335.....	6	24,750	6 28,905
GS-6. Range \$4,080 to \$4,890.....	2	7,590	2 8,430
GS-5. Range \$3,670 to \$4,480.....	2	6,845	2 7,610
GS-4. Range \$3,415 to \$3,925.....	2	5,820	2 6,400

CURRENT AUTHORIZATIONS—Continued

ARCHITECT OF THE CAPITOL—Continued

Senate Office Building, Architect of the Capitol—Continued

DETAIL OF PERSONAL SERVICES—continued

Table with columns for 1955 actual, 1956 estimate, and 1957 estimate. Rows include Departmental—Continued, Ungraded positions at annual rates less than \$5,440, Elevator operator, Female attendant, Attendant, Ungraded positions at hourly rates equivalent to less than \$5,440, Total permanent, departmental, Add net increase due to changes in pay scales for part of year, Net permanent, departmental (average number, net salary), Positions other than permanent: Temporary employment, Regular pay above 52-week base, Payment above basic rates: Overtime and holiday pay, Nightwork differential, 01 Personal services.

Legislative Garage, Architect of the Capitol

DETAIL OF PERSONAL SERVICES

Table with columns for 1955 actual, 1956 estimate, and 1957 estimate. Rows include Departmental: Ungraded positions at hourly rates equivalent to less than \$5,440, Deduct lapses, Add net increase due to changes in pay scales for part of year, Net permanent, departmental (average number, net salary), Regular pay above 52-week base, Payment above basic rates: Overtime and holiday pay, Nightwork differential, 01 Personal services.

House Office Buildings, Architect of the Capitol

DETAIL OF PERSONAL SERVICES

Table with columns for 1955 actual, 1956 estimate, and 1957 estimate. Rows include Departmental: General schedule grades: GS-13, GS-10, GS-8, GS-7, GS-6, GS-4, GS-3, GS-2, Ungraded positions at annual rates less than \$5,440, Elevator operator, Clerk, Junior laborer, Ungraded positions at hourly rates equivalent to less than \$5,440, Total permanent, departmental, Deduct lapses, Add net increase due to changes in pay scales for part of year, Net permanent, departmental (average number, net salary), Positions other than permanent: Temporary employment, Regular pay above 52-week base, Payment above basic rates: Overtime and holiday pay, Nightwork differential, 01 Personal services.

Capitol Power Plant, Architect of the Capitol

DETAIL OF PERSONAL SERVICES

Table with columns for 1955 actual, 1956 estimate, and 1957 estimate. Rows include Departmental: General schedule grades: GS-12, GS-10, GS-9, GS-6, GS-5, GS-3, GS-1, Ungraded positions at hourly rates equivalent to less than \$5,440, Total permanent, departmental, Deduct lapses, Add net increase due to changes in pay scales for part of year, Net permanent, departmental (average number, net salary), Positions other than permanent: Temporary employment, Regular pay above 52-week base, Payment above basic rates: Overtime and holiday pay, Nightwork differential, 01 Personal services.

Structural and Mechanical Care, Library Buildings and Grounds, Architect of the Capitol

DETAIL OF PERSONAL SERVICES

Table with columns for 1955 actual, 1956 estimate, and 1957 estimate. Rows include Departmental: General schedule grades: GS-5, GS-3, Ungraded positions at hourly rates equivalent to less than \$5,440, Total permanent, departmental, Deduct lapses, Add net increase due to changes in pay scales for part of year, Net permanent, departmental (average number, net salary), Regular pay above 52-week base, Payment above basic rates: Overtime and holiday pay, Nightwork differential, 01 Personal services.

BOTANIC GARDEN

Salaries and Expenses, Botanic Garden

DETAIL OF PERSONAL SERVICES

Table with columns for 1955 actual, 1956 estimate, and 1957 estimate. Rows include Departmental: General schedule grades: GS-11, GS-9, GS-7, GS-5, GS-4, GS-3, GS-2, Ungraded positions at hourly rates equivalent to less than \$5,440, Total permanent, departmental, Deduct lapses, Add net increase due to changes in pay scales for part of year, Net permanent, departmental (average number, net salary).

DETAIL OF PERSONAL SERVICES—continued

Table with 4 columns: Position, 1955 actual, 1956 estimate, 1957 estimate. Rows include Departmental-Continued, Positions other than permanent, Regular pay above 52-week base, etc.

LIBRARY OF CONGRESS

Salaries and Expenses, Library of Congress

DETAIL OF PERSONAL SERVICES

Table with 4 columns: Position, 1955 actual, 1956 estimate, 1957 estimate. Rows include Departmental, Special positions at rates equal to or in excess of \$12,900, Librarian of Congress, etc.

DETAIL OF PERSONAL SERVICES—continued

Table with 6 columns: Position, Num-ber, Total salary, 1955 actual, 1956 estimate, 1957 estimate. Rows include Departmental-Continued, General schedule grades, GS-11, Research assistant, etc.

CURRENT AUTHORIZATIONS—Continued

LIBRARY OF CONGRESS—Continued

Salaries and Expenses, Copyright Office, Library of Congress

DETAIL OF PERSONAL SERVICES

Table with columns for 1955 actual, 1956 estimate, and 1957 estimate. Rows include Departmental, General schedule grades, GS-17 through GS-1, and Ungraded positions at hourly rates.

Salaries and Expenses, Legislative Reference Service, Library of Congress

DETAIL OF PERSONAL SERVICES

Table with columns for 1955 actual, 1956 estimate, and 1957 estimate. Rows include Departmental, General schedule grades, GS-18, GS-17, GS-16, GS-15, GS-14, GS-13, and GS-12.

DETAIL OF PERSONAL SERVICES—continued

Table with columns for 1955 actual, 1956 estimate, and 1957 estimate. Rows include Departmental—Continued, General schedule grades—Continued, GS-13 through GS-1, and Total permanent, departmental.

Salaries and Expenses, Distribution of Catalog Cards, Library of Congress

DETAIL OF PERSONAL SERVICES

Table with columns for 1955 actual, 1956 estimate, and 1957 estimate. Rows include Departmental, General schedule grades, GS-14, GS-12, GS-11, GS-10, GS-9, GS-8, GS-7, GS-6, GS-5, and GS-4.

DETAIL OF PERSONAL SERVICES—continued

Table with 4 columns: 1955 actual, 1956 estimate, 1957 estimate, and sub-columns for Number and Total salary. Rows include Departmental-General schedule grades, Ungraded positions, and Personal services.

Books for the Blind, Library of Congress

DETAIL OF PERSONAL SERVICES

Table with 4 columns: 1955 actual, 1956 estimate, 1957 estimate, and sub-columns for Number and Total salary. Rows include Departmental-General schedule grades, Acquisitions officer, and Personal services.

GOVERNMENT PRINTING OFFICE

Salaries and Expenses, Office of Superintendent of Documents, Government Printing Office

DETAIL OF PERSONAL SERVICES

Table with 4 columns: 1955 actual, 1956 estimate, 1957 estimate, and sub-columns for Number and Total salary. Rows include Departmental-General schedule grades, Wages per hour, and Personal services.

REVOLVING AND MANAGEMENT FUNDS

INTRAGOVERNMENTAL FUNDS

GOVERNMENT PRINTING OFFICE

Government Printing Office Revolving Fund

DETAIL OF PERSONAL SERVICES

Table with 4 columns: 1955 actual, 1956 estimate, 1957 estimate, and sub-columns for Number and Total salary. Rows include Departmental-Special positions, Ungraded positions, and Personal services.

DETAIL OF PERSONAL SERVICES—continued

Table with 4 columns: 1955 actual, 1956 estimate, 1957 estimate, and sub-columns for Number and Total salary. Rows include Departmental-Ungraded positions, Rates of \$5,440 or above, and Personal services.





DETAIL OF PERSONAL SERVICES—continued

Table with 4 columns: Departmental—Continued, Ungraded positions at annual rates—Continued, Rates less than \$5,440—Continued, 1955 actual, 1956 estimate, 1957 estimate. Includes various job titles like Negative engraver, Copy editor, and Deskman.

DETAIL OF PERSONAL SERVICES—continued

Table with 4 columns: Departmental—Continued, Ungraded positions at hourly rates—Continued, Equivalent to \$5,440 or above—Con., 1955 actual, 1956 estimate, 1957 estimate. Includes various job titles like Negative engraver, Copy editor, and Deskman.

CURRENT AUTHORIZATIONS—Continued

INTRAGOVERNMENTAL FUNDS—Continued

GOVERNMENT PRINTING OFFICE—Continued

Government Printing Office Revolving Fund—Continued

DETAIL OF PERSONAL SERVICES—continued

Table with columns for 1955 actual, 1956 estimate, and 1957 estimate. Rows include Departmental—Continued, Ungraded positions at hourly rates, Total permanent, departmental, Deduct lapses, Net permanent, departmental, Positions other than permanent, Field, and Ungraded positions at annual rates.

DETAIL OF PERSONAL SERVICES—continued

Table with columns for 1955 actual, 1956 estimate, and 1957 estimate. Rows include Field—Continued, Ungraded positions at hourly rates, Assistant supervisor, Letterpress pressman, Linotype operator, Machine repairman, Supervisor of photo section, and Total permanent, field.



CURRENT AUTHORIZATIONS—Continued

CUSTOMS COURT

Salaries and Expenses, Customs Court

DETAIL OF PERSONAL SERVICES

Table with 4 columns: Field, 1955 actual, 1956 estimate, 1957 estimate. Rows include ungraded positions, general schedule grades (GS-14 to GS-2), and personal services.

DETAIL OF PERSONAL SERVICES—continued

Table with 4 columns: Field, 1955 actual, 1956 estimate, 1957 estimate. Rows include field-continued, deduct lapses, net permanent field, and personal services.

COURTS OF APPEALS, DISTRICT COURTS, AND OTHER JUDICIAL SERVICES

Salaries of Judges

DETAIL OF PERSONAL SERVICES

Table with 4 columns: Field, 1955 actual, 1956 estimate, 1957 estimate. Rows include ungraded positions, circuit and district judges, Hawaii territorial judges, and personal services.

COURT OF CLAIMS

Salaries and Expenses, Court of Claims

DETAIL OF PERSONAL SERVICES

Table with 4 columns: Field, 1955 actual, 1956 estimate, 1957 estimate. Rows include ungraded positions, general schedule grades (GS-15 to GS-2), and personal services.

Salaries of Supporting Personnel, The Judiciary

DETAIL OF PERSONAL SERVICES

Table with 4 columns: Field, 1955 actual, 1956 estimate, 1957 estimate. Rows include general schedule grades (GS-15 to GS-11) and personal services.

DETAIL OF PERSONAL SERVICES—continued

	1955 actual	1956 estimate	1957 estimate
Field—Continued			
General schedule grades—Continued			
GS-9. Range \$5,440 to \$6,250:			
Deputy clerk	31 172,985	31 188,800	31 190,915
Probation officer	71 375,885	66 381,585	231 1,264,065
Clerk to jury commission	1 5,810	1 6,250	1 6,385
Secretary, Commission on Mental Health, D. C.	1 5,819	1 6,250	1 6,250
Deputy register of wills, D. C.	4 22,615	4 24,460	4 25,000
Chief appraiser	1 5,560	1 6,115	1 6,250
Clerk to United States Commissioner	1 5,060	1 5,575	1 5,710
Law clerk	47 242,070		
GS-8. Range \$4,970 to \$5,780	323 1,652,845	100 552,449	95 532,952
GS-7. Range \$4,525 to \$5,335	283 1,266,265	211 1,027,106	68 354,071
GS-6. Range \$4,080 to \$4,890	202 869,975	202 941,722	225 1,054,697
GS-5. Range \$3,670 to \$4,480	368 1,442,765	386 1,637,717	455 1,911,312
GS-4. Range \$3,415 to \$3,925	476 1,642,595	486 1,812,398	700 2,557,672
GS-3. Range \$3,175 to \$3,685	225 715,420	278 941,391	147 515,945
GS-2. Range \$2,960 to \$3,470	56 168,680	57 184,501	57 187,571
GS-1. Range \$2,690 to \$3,200	40 120,240	42 135,951	42 136,736
Ungraded positions at annual rates fixed by Judicial Conference:			
Rate of \$6,450:			
Court reporter-secretary	12 72,000	12 77,400	12 77,400
Court reporter-law clerk	1 6,000	1 6,450	1 6,450
Court reporter	101 606,000	115 741,750	115 741,750
Rate of \$5,915:			
Court reporter-secretary	6 33,000	5 29,575	5 29,575
Court reporter-law clerk	1 5,500	1 5,915	1 5,915
Court reporter	49 269,500	46 272,090	46 272,090
Rate of \$5,375:			
Court reporter-probation clerk	1 5,000	1 5,375	1 5,375
Court reporter	35 175,000	35 188,125	69 370,875
Rate of \$4,840: Court reporter	16 72,000	34 164,560	
Rate of \$4,200: Court reporter	17 71,400		
Ungraded positions at annual rates equivalent to less than \$5,440:			
Clerk hire, circuit and district judges	18 62,920	17 64,520	17 64,520
		3,174,551	3,221,851
Total permanent, field	2,785 12,862,430	3,028 14,996,433	3,321 16,880,205
Deduct lapses	50.3 213,224	59.4 250,723	99.4 428,505
Add net increase due to changes in pay scales for part of year	293,942		
Net permanent, field (average number, net salary)	2,734.7 12,943,148	2,968.6 14,745,710	3,221.6 16,451,700
Positions other than permanent:			
Part-time employment	55,803	55,300	55,300
Temporary employment	82,978	98,500	98,500
Regular pay above 52-week base	48,807	54,040	
Payment above basic rates: Additional pay for service abroad	51,112	55,050	55,050
01 Personal services	13,181,848	15,008,609	16,660,550

Salaries and Expenses, Administrative Office, United States Courts

DETAIL OF PERSONAL SERVICES

	1955 actual	1956 estimate	1957 estimate
Departmental:			
Special positions at rates equal to or in excess of \$12,900:			
Director	1 15,000	1 15,000	1 15,000
Assistant director	1 13,300	1 14,300	1 14,300
General schedule grades:			
Grade 15. Range \$11,610 to \$12,690:			
Chief, division of procedural studies and statistics		1 11,880	1 12,150
Chief, probation division		1 11,619	1 11,880
Chief, bankruptcy division		1 11,880	1 12,150
Chief, division of business administration		1 11,610	1 11,880
Grade 14. Range \$10,320 to \$11,395:			
Chief, division of procedural studies and statistics	1 10,809		
Chief, probation division	1 9,609		
Chief, bankruptcy division	1 10,809		
Chief, division of business administration	1 10,200		

DETAIL OF PERSONAL SERVICES—continued

	1955 actual	1956 estimate	1957 estimate
Departmental—Continued			
General schedule grades—Continued			
Grade 14. Range \$10,320 to \$11,395—Con.			
Budget and accounting officer			1 10,320
Administrative attorney			1 10,320
Assistant chief, division of procedural studies and statistics			1 10,320
Chief auditor			1 10,320
Chief, section of court services and quarters			1 10,320
Assistant chief, probation division			1 10,320
Grade 13. Range \$8,990 to \$10,065:			
Budget and accounting officer	1 8,760	1 9,635	
Administrative attorney	1 8,760	1 9,635	
Assistant chief, division of procedural studies and statistics	1 8,760	1 9,635	
Chief auditor			1 8,990
Chief, section of court services and quarters			1 8,990
Assistant chief, probation division	1 8,360	1 9,205	1 9,205
Grade 12. Range \$7,570 to \$8,645:			
Chief auditor	1 8,040		
Chief, section of court services and quarters	1 8,040		
Assistant chief, probation division	1 7,040	1 7,570	
Personnel officer	1 7,440	1 8,215	1 8,215
Assistant chief, division of bankruptcy			1 8,000
Assistant chief auditor			1 7,570
Assistant chief, section of court services and quarters			1 8,000
Assistant budget and accounting officer			1 7,785
Administrative attorney			1 7,570
Grade 11. Range \$6,390 to \$7,465:			
Assistant chief, division of bankruptcy	1 6,940	1 7,465	
Assistant chief auditor	1 6,340	1 6,820	
Assistant chief, section of court services and quarters	1 6,940	1 7,465	
Assistant budget and accounting officers	1 6,940	1 7,465	
Administrative attorney	1 5,940	1 6,605	2 12,780
Organization and methods examiner			1 6,390
Grade 10. Range \$5,915 to \$6,725:			
Purchasing agent			1 6,590
Grade 9. Range \$5,440 to \$6,250:			
Auditor	1 5,435	1 5,980	1 6,115
Purchasing agent	1 5,810	1 6,250	
Administrative officer	1 5,060	1 5,575	1 5,710
Administrative attorney	1 5,500	1 6,115	1 6,250
Organization and methods examiner	1 5,500	1 6,115	
Attorney	1 5,060	1 5,440	2 10,880
Disbursing officer	1 5,810	1 6,250	1 6,250
Grade 8. Range \$4,970 to \$5,780	1 5,120	1 5,645	2 11,560
Grade 7. Range \$4,525 to \$5,335	5 24,525	5 26,675	11 56,660
Grade 6. Range \$4,080 to \$4,890	12 52,540	12 57,735	13 60,690
Grade 5. Range \$3,670 to \$4,480	15 59,775	16 68,170	18 73,225
Grade 4. Range \$3,415 to \$3,925	29 98,475	30 111,035	33 119,130
Grade 3. Range \$3,175 to \$3,685	19 31,660	8 26,505	16 54,945
Grade 2. Range \$2,960 to \$3,470	10 39,940	8 27,250	1 3,399
Grade 1. Range \$2,690 to \$3,200	4 11,968	2 5,380	2 5,380
Grades established by interdepartmental lithographic wage board:			
Grade 20. Range \$5,595 to \$6,178:			
Foreman, offset printing unit	1 6,469	1 6,469	1 6,469
Grade 15. Range \$4,638 to \$5,138	1 4,638	1 5,387	1 5,387
Grade 14. Range \$4,472 to \$4,930	2 10,109	1 5,179	1 5,179
Grade 9. Range \$3,515 to \$3,890		1 3,890	1 3,890
Grade 8. Range \$3,349 to \$3,682	1 3,515	1 3,515	1 3,515
Grades established by administrative action pursuant to sec. 202 (7) of the Classification Act of 1949, as amended:			
Grade 11. Range \$3,786 to \$4,202		1 4,202	1 4,202
Grade 8. Range \$3,471 to \$3,848		1 3,848	1 3,848
Grade 6. Range \$3,286 to \$3,619		1 3,619	1 3,619
Grade 5. Range \$3,182 to \$3,515		3 10,046	4 13,558
Total permanent, departmental	117 546,029	119 690,250	137 691,057
Deduct lapses	4.2 18,272	7 27,550	6 23,007
Add net increase due to changes in pay scales for part of year	11,066		
Net permanent, departmental (average number, net salary)	112.8 538,823	112 572,700	131 668,050
Positions other than permanent: Temporary employment	3,018	3,090	3,000
Regular pay above 52-week base	2,030	2,100	
Payment above basic rates: Overtime and holiday pay	1,442		
01 Personal services	545,313	577,809	671,050

CURRENT AUTHORIZATIONS—Continued

COURTS OF APPEALS, DISTRICT COURTS, AND OTHER JUDICIAL SERVICES—Continued

Salaries of Referees, United States Courts  
(Indefinite appropriation, special account)

DETAIL OF PERSONAL SERVICES

	1955 actual		1956 estimate		1957 estimate	
	Num-ber	Total salary	Num-ber	Total salary	Num-ber	Total salary
Field:						
Ungraded positions at annual rates:						
Rate of \$12,500:						
Referee in bankruptcy.....	38	\$475,000	46	\$575,000	46	\$575,000
Rate of \$11,250:						
Referee in bankruptcy.....	10	112,500	13	146,250	13	146,250
Rate of \$10,000:						
Referee in bankruptcy.....	11	110,000	8	80,000	8	80,000
Rate of \$9,000:						
Referee in bankruptcy.....	4	36,000	3	27,000	3	27,000
Rate of \$8,000:						
Referee in bankruptcy.....	4	32,000	6	48,000	6	48,000
Total permanent, field.....	67	765,500	76	876,250	76	876,250
Deduct lapses.....	1.6	16,603	2	22,050	1	9,950
Net permanent, field (average number, net salary).....	65.4	718,897	74	854,200	75	866,300
Positions other than permanent: Part-time employment.....	48	367,659	45	364,600	45	364,600
01 Personal services.....	1,116,556		1,218,800		1,230,900	

Expenses of Referees, United States Courts  
(Indefinite appropriation, special account)

DETAIL OF PERSONAL SERVICES

	1955 actual		1956 estimate		1957 estimate	
	Num-ber	Total salary	Num-ber	Total salary	Num-ber	Total salary
Field:						
General schedule grades:						
Grade 10. Range \$5,915 to \$6,725:						
Chief clerk.....	1	\$5,750	1	\$6,320	1	\$6,455
Grade 9. Range \$5,440 to \$6,250:						
Chief clerk.....	2	10,870	4	23,110	4	23,650
Grade 8. Range \$4,970 to \$5,780.....	3	14,985	3	15,585	3	15,990
Grade 7. Range \$4,525 to \$5,335.....	4	18,695	18	87,410	18	87,815
Grade 6. Range \$4,080 to \$4,890.....	34	144,155	43	194,170	43	196,410
Grade 5. Range \$3,670 to \$4,880.....	49	187,965	44	177,950	44	181,810
Grade 4. Range \$3,415 to \$3,925.....	49	164,935	49	175,650	69	247,370
Grade 3. Range \$3,175 to \$3,685.....	77	236,610	93	307,020	113	375,875
Grade 2. Range \$2,960 to \$3,470.....	63	177,730	66	201,605	66	205,620
Grade 1. Range \$2,690 to \$3,200.....	4	10,000	3	8,320	3	8,745
Reclassification.....						12,000
Total permanent, field.....	286	971,695	324	1,197,140	364	1,361,740
Deduct lapses.....	9.3	29,380	5.6	19,790	5.6	19,790
Add net increase due to changes in pay scales for part of year.....		23,334				
Net permanent, field (average number, net salary).....	276.7	965,649	318.4	1,177,350	358.4	1,341,950
Positions other than permanent:						
Part-time employment.....		107,825		123,000		123,000
Temporary employment.....		64,763		48,000		48,000
Regular pay above 52-week base.....		4,035		5,000		
Payment above basic rates: Additional pay for service abroad.....		1,485		1,650		1,650
01 Personal services.....	1,143,757		1,355,000		1,514,600	

EXECUTIVE OFFICE OF THE PRESIDENT

CURRENT AUTHORIZATIONS

THE WHITE HOUSE OFFICE

Salaries and Expenses, The White House Office

DETAIL OF PERSONAL SERVICES

Table with 4 columns: Description, 1955 actual, 1956 estimate, 1957 estimate. Includes rows for Departmental, Special positions, and General schedule grades (GS-18 down to GS-1).

DETAIL OF PERSONAL SERVICES—continued

Table with 4 columns: Description, 1955 actual, 1956 estimate, 1957 estimate. Includes rows for Departmental—Continued, Ungraded positions, and Total permanent, departmental.

EXECUTIVE MANSION AND GROUNDS

Executive Mansion and Grounds

DETAIL OF PERSONAL SERVICES

Table with 4 columns: Description, 1955 actual, 1956 estimate, 1957 estimate. Includes rows for Field, Ungraded positions, and Total permanent, field.









FUNDS APPROPRIATED TO THE PRESIDENT

CURRENT AUTHORIZATIONS

REFUGEE RELIEF

Refugee Relief, Executive

DETAIL OF PERSONAL SERVICES

	1955 actual	1956 estimate	1957 estimate
<b>ALLOCATION TO DEPARTMENT OF STATE</b>			
<b>Field:</b>			
Grades established by the Foreign Service Act of 1946 as amended (22 U. S. C. 801-1158):			
Foreign Service officers:	Num-ber	Total salary	Num-ber Total salary
FSS-2. Range \$11,965 to \$13,655	1	\$11,130	1 \$11,965
FSS-3. Range \$8,270 to \$9,300	3	22,395	4 30,005
FSS-4. Range \$7,490 to \$9,530	8	44,323	7 41,725
FSS-5. Range \$5,715 to \$7,220	35	172,533	37 194,795
Foreign Service staff officers:			
FSS-2. Range \$9,925 to \$11,020	2	18,460	2 20,110
FSS-3. Range \$9,120 to \$10,150	7	60,987	7 65,825
FSS-4. Range \$8,270 to \$9,300	6	46,551	5 42,555
FSS-5. Range \$7,630 to \$8,725	7	50,220	8 62,460
FSS-6. Range \$6,990 to \$7,960	20	134,199	24 173,600
FSS-7. Range \$6,355 to \$7,320	32	197,318	43 283,955
FSS-8. Range \$5,715 to \$6,680	40	223,033	59 359,140
FSS-9. Range \$5,075 to \$6,045	47	228,543	93 486,955
FSS-10. Range \$4,650 to \$5,615	44	192,031	71 339,755
FSS-11. Range \$4,225 to \$5,000	36	143,729	54 244,520
FSS-12. Range \$3,800 to \$4,570	31	118,430	61 243,080
FSS-13. Range \$3,390 to \$4,165	57	186,205	74 260,840
Ungraded positions at annual rates less than \$5,440	452	587,056	897 1,273,713
Total permanent, field	830	2,458,603	1,444 4,138,528
Deduct lapses	240.9	568,375	738 2,051,179
Add net increase due to changes in pay scales for part of year		38,575	
Net permanent, field (average, net salary):			
Foreign countries:	292.1	1,549,927	284 1,490,622
United States rates	297	378,876	422 596,727
Local rates		9,348	
Regular pay above 52-week base		2,644	35,000
Payment above basic rates:		444,055	338,959
Overtime and holiday pay		14,073	27,063
Living and quarter allowances			
Additional pay for service abroad			
Total personal services, Department of State	2,398,923	4,818,154	2,475,462
<b>ALLOCATION TO DEPARTMENT OF THE ARMY</b>			
<b>Field:</b>			
General schedule grades:			
GS-12. Range \$7,570 to \$8,645:			
Deputy director	1	7,040	1 7,570
GS-11. Range \$6,390 to \$7,465:			
Deputy chief	1	5,940	
GS-9. Range \$5,440 to \$6,250:			
Administrative officers	7	35,420	8 43,520
Assistant operations officer	1	5,060	
Investigators	62	313,720	62 337,280
Field office, operation officers	6	30,360	
Budget officer	1	5,060	1 5,440
GS-8. Range \$4,970 to \$5,780	209	965,580	199 989,030
GS-7. Range \$4,525 to \$5,335	2	8,410	1 4,525
GS-5. Range \$3,670 to \$4,480	5	17,050	1 3,670
GS-4. Range \$3,415 to \$3,925	8	25,400	7 23,905
GS-3. Range \$3,175 to \$3,685	91	268,450	97 307,975
GS-2. Range \$2,960 to \$3,470	18	49,510	23 68,080
Foreign nationals paid at local wage rates	530	691,456	457 760,905
Total permanent, field	942	2,428,456	857 2,551,900
Deduct lapses	595	1,651,440	536.6 1,547,000

DETAIL OF PERSONAL SERVICES—continued

	1955 actual	1956 estimate	1957 estimate
<b>ALLOCATION TO DEPARTMENT OF THE ARMY—continued</b>			
<b>Field—Continued</b>			
Add net increases due to changes in pay scales for part of year		\$32,040	
Net permanent, field (average number, net salary):			
Foreign countries:	114	504,819	387 \$1,728,124
United States rates	233	304,237	153 \$750,155
Local rates		1,803	6,797
Regular pay above 52-week base			
Payment above basic rates: Additional pay for service abroad	7,116	3,096	1,072
Total personal services, Department of the Army	817,975	2,428,992	1,005,972
<b>ALLOCATION TO DEPARTMENT OF HEALTH, EDUCATION, AND WELFARE</b>			
<b>Departmental:</b>			
General schedule grades:			
GS-9. Range \$5,440 to \$6,250:			
Administrative staff assistant	1	5,060	1 5,575
GS-4. Range \$3,415 to \$3,925	2	6,430	2 7,000
Grades established by act of July 1, 1944 (42 U. S. C. 207):			
Director grade	1	11,775	1 13,151
Total permanent, departmental	4	23,265	4 25,726
Deduct lapses	0.8	3,253	0.9 5,226
Add net increase due to change in pay scales for part of year		288	
Net permanent, departmental (average number, net salary)	3.2	20,300	3.1 20,500
Regular pay above 52-week base		47	100
All personal services, departmental	20,347	22,500	20,500
<b>Field:</b>			
General schedule grades:			
GS-9. Range \$5,440 to \$6,250:			
Administrative staff assistant	1	5,810	1 6,250
Grades established by act of July 1, 1944 (42 U. S. C. 207):			
Senior grade	4	36,428	4 38,000
Full grade	4	33,296	4 35,309
Senior assistant grade	16	118,518	18 142,144
Ungraded positions at annual rates less than \$5,440	35	59,485	46 78,501
Total permanent, field	60	253,537	73 300,204
Deduct lapses	20.1	81,873	4.1 135,504
Add net increase due to changes in pay scales for part of year		1,664	
Net permanent, field (average number, net salary):	16	133,347	15.7 128,000
Foreign countries:	23.9	39,981	22.7 36,790
United States rates			
Local rates			
Positions other than permanent:			
Foreign countries:			
Fee basis employment		5,918	3,900
Intermittent employment		1,654	6,100
Regular pay above 52-week base		205	300
Payment above basic rates: Additional pay for service abroad	17,448	22,300	13,000
All personal services, field	198,553	311,700	186,100
Total personal services, Department of Health, Education, and Welfare	218,900	334,200	206,600
<b>ALLOCATION TO DEPARTMENT OF JUSTICE</b>			
<b>Departmental:</b>			
General schedule grades:			
GS-13. Range \$8,990 to \$10,065:			
Program supervisor	1	8,360	1 8,990
GS-3. Range \$3,175 to \$3,685	12	39,240	21 71,435
GS-2. Range \$2,960 to \$3,470	3	9,690	3 10,580
Total permanent, departmental	16	57,290	25 92,150

CURRENT AUTHORIZATIONS—Continued

REFUGEE RELIEF—Continued

Refugee Relief, Executive—Continued

DETAIL OF PERSONAL SERVICES—continued

Table with columns: 1955 actual, 1956 estimate, 1957 estimate. Rows include: ALLOCATION TO DEPARTMENT OF JUSTICE—continued, Departmental—Continued, Field, overseas: General schedule grades, Total permanent, overseas, Net permanent, overseas, Regular pay above 52-week base, Payment above basic rates: Quarters allowance, Post allowance, All personal services, overseas, Total personal services, Department of Justice.

ALLOCATION TO DEPARTMENT OF LABOR

Departmental:

Table with columns: 1955 actual, 1956 estimate, 1957 estimate. Rows include: General schedule grades: GS-14, GS-12, GS-11, GS-6, GS-4.

DETAIL OF PERSONAL SERVICES—continued

Table with columns: 1955 actual, 1956 estimate, 1957 estimate. Rows include: ALLOCATION TO DEPARTMENT OF LABOR—continued, Departmental—Continued, Field: General schedule grades, Total permanent, field, Net permanent, field, Regular pay above 52-week base, Payment above basic rates: Living and quarters allowance, All personal services, field, Total personal services, Department of Labor, ALLOCATION TO TREASURY DEPARTMENT, Departmental: General schedule grades, Total, permanent departmental, Deduct lapses, Add net increase due to change in pay scales for part of year, Total personal services, Treasury Department.

REVOLVING AND MANAGEMENT FUNDS

PUBLIC ENTERPRISE FUNDS

EXPANSION OF DEFENSE PRODUCTION

Expansion of Defense Production

DETAIL OF PERSONAL SERVICES

Table with columns: 1955 actual, 1956 estimate, 1957 estimate. Rows include: Departmental: General schedule grades: GS-16, GS-15, GS-14, GS-12, GS-11, GS-9, GS-8, GS-7, GS-6, GS-5, GS-4, GS-3.

DETAIL OF PERSONAL SERVICES—continued

Table with columns: 1955 actual, 1956 estimate, 1957 estimate. Rows include: Departmental—Continued, General schedule grades—Continued, GS-13, GS-12, GS-11, GS-9, GS-8, GS-7, GS-6, GS-5, GS-4, GS-3.

DETAIL OF PERSONAL SERVICES—continued

	1955 actual		1956 estimate		1957 estimate	
	Num-ber	Total salary	Num-ber	Total salary	Num-ber	Total salary
Departmental—Continued						
Add—						
Not increase due to changes in pay scales for part of year.....		\$17,229				
Portion of salaries carried in other position schedules paid from this account.....	4	25,201	4	\$26,635	4	\$27,000
Net permanent, departmental (average number, net salary).....	115.5	778,053	119.2	865,549	97.9	701,763
Positions other than permanent: Temporary employment.....		7,071		7,500		
Regular pay above 52-week base.....		3,151		3,165		
Payment above basic rates: Overtime and holiday pay.....		433		336		135
Excess of annual leave earned over leave taken.....		1,343				
Other payments for personal services: Payment to other agencies for reimbursable details.....		795		2,355		
All personal services, departmental.....		790,846		878,905		701,898
Field:						
General schedule grades:						
GS-16. Range \$12,900 to \$13,760: Director, field office.....	1	12,800				
GS-15. Range \$11,610 to \$12,690: Attorney.....	1	11,800				
Director, field office.....			1	12,690	1	12,690
Project administrator.....	1	11,300	1	12,150	1	12,420
GS-14. Range \$10,320 to \$11,395: Engineer.....	2	20,600	3	32,465	3	32,465
GS-13. Range \$8,990 to \$10,065: Administrative officer.....	1	8,360	1	8,990	1	9,205
Attorney.....	2	18,120				
Auditor.....	2	16,720	1	9,205		
Engineer.....	9	81,440	8	77,080	7	68,395
Field representative.....	3	27,080	2	20,130	2	20,130
Metallurgist.....	1	8,360	1	9,205	1	9,205
GS-12. Range \$7,570 to \$8,645: Auditor.....	5	38,400	5	41,505	5	41,935
Depot superintendent.....	2	15,080	3	24,000	3	24,215
Division chief.....	1	7,440	1	8,215		
Engineer.....	3	23,320	4	32,860	8	63,355
Field representative.....			1	7,785	1	7,785
Financial analyst.....	1	7,240	1	8,000	1	8,000
Inspector.....	1	7,440				
Property management officer.....	1	7,440	1	8,215	1	8,430
Supply officer.....			1	8,000	1	8,215
GS-11. Range \$6,390 to \$7,465: Accountant.....	1	6,940				
Administrative officer.....	1	5,940	1	6,390		

DETAIL OF PERSONAL SERVICES—continued

	1955 actual		1956 estimate		1957 estimate	
	Num-ber	Total salary	Num-ber	Total salary	Num-ber	Total salary
Field—Continued						
General schedule grades—Continued						
GS-11. Range \$6,390 to \$7,465—Con.						
Contract specialist.....	1	\$6,540				
Engineer.....	1	5,940				
Industrial specialist.....	1	6,140	1	\$6,605	1	\$6,820
Inspector.....	2	12,880	4	26,850	4	26,850
Property management officer.....	1	6,140	1	6,605		
Storage officer.....	1	5,940				
Supply officer.....	3	19,020	4	27,280	4	27,710
GS-9. Range \$5,440 to \$6,250: Industrial specialist.....	2	10,870	1	5,845		
Inspector.....	20	108,450	19	112,405	16	97,030
Purchasing officer.....	4	20,865	3	17,400	2	11,960
Traffic officer.....	1	5,435	1	5,845	1	5,980
GS-7. Range \$4,525 to \$5,335.....	6	26,980	6	29,715	5	25,055
GS-5. Range \$3,670 to \$4,480.....	10	38,225	12	49,305	11	46,580
GS-4. Range \$3,415 to \$3,925.....	17	69,770	18	68,615	11	42,155
GS-3. Range \$3,175 to \$3,685.....	14	45,380	10	35,830	8	29,070
GS-2. Range \$2,960 to \$3,470.....	3	9,450	2	7,110	2	7,110
Ungraded positions at hourly rates equivalent to less than \$5,440.....	14	48,909	10	38,650	2	7,700
Local employees, foreign areas.....	7	14,560	6	13,270	5	8,204
Total permanent, field.....	147	788,314	134	778,215	108	668,579
Deduct lapses.....	19.7	199,238	4.2	16,990	4.3	32,345
Add net increase due to changes in pay scales for part of year.....		13,331				
Net permanent, field (average number, net salary):						
United States and possessions.....	105.1	563,592	109.8	624,753	87.7	523,853
Foreign countries:						
United States rates.....	16.2	115,763	15	125,452	11	104,177
Local rates.....	6	13,052	5	11,020	5	8,204
Positions other than permanent: Temporary employment:						
United States and possessions.....		9,931		1,200		
Foreign countries: United States rates.....		386				
Regular pay above 52-week base.....		2,707		2,805		
Payment above basic rates:						
Overtime and holiday pay.....		7,119		8,240		4,829
Nightwork differential.....		357		500		200
Additional pay for service abroad.....		31,845		37,795		28,778
Excess of annual leave earned over leave taken.....		724				
All personal services, field.....		745,476		811,765		670,041
01 Personal services.....		1,536,322		1,690,670		1,371,939



# INDEPENDENT OFFICES

## CURRENT AUTHORIZATIONS

### ADVISORY COMMITTEE ON WEATHER CONTROL

#### Salaries and Expenses, Advisory Committee on Weather Control

DETAIL OF PERSONAL SERVICES

	1955 actual		1956 estimate		1957 estimate	
	Num-ber	Total salary	Num-ber	Total salary	Num-ber	Total salary
Departmental:						
Special positions at rates equal to or in excess of \$12,000:						
Executive secretary.....	1	\$12,000	1	\$12,000	1	\$12,000
General schedule grades:						
GS-12. Range \$7,570 to \$8,645:						
Meteorologist.....	1	7,040	2	15,140	1	7,785
GS-9. Range \$5,440 to \$6,250:						
Administrative assistant.....			1	5,440	1	5,440
GS-7. Range \$4,525 to \$5,335.....	2	8,410	1	4,525		
GS-5. Range \$3,670 to \$4,480.....	5	17,550	5	19,025	2	7,880
GS-4. Range \$3,415 to \$3,925.....			1	3,415		
Ungraded positions at hourly rates equivalent to less than \$5,440.....			2	5,532		
Total permanent, departmental.....	9	45,000	13	65,077	5	33,105
Deduct lapses.....	4.3	17,949	0.9	4,692	4.3	28,470
Add net increase due to changes in pay scales for part of year.....		739				
Net permanent, departmental (average number, net salary).....	4.7	27,790	12.1	60,385	0.7	4,635
Positions other than permanent: Intermittent employment.....		28,679		25,570		1,500
Regular pay above 52-week base.....		173		202		
Payment above basic rates: Overtime and holiday pay.....		40		650		
Other payments for personal services: Payments to other agencies for reimbursable details.....		12,871		36,023		2,425
01 Personal services.....		69,553		122,830		8,560

DETAIL OF PERSONAL SERVICES—continued

	1955 actual		1956 estimate		1957 estimate	
	Num-ber	Total salary	Num-ber	Total salary	Num-ber	Total salary
Field—Continued						
General schedule grades—Continued						
GS-9. Range \$5,440 to \$6,250:						
Construction engineer.....	2	\$11,907	1	\$6,250	1	\$6,250
GS-8. Range \$4,970 to \$5,780.....					1	5,780
GS-7. Range \$4,525 to \$5,335.....	7	29,211	7	32,725	7	33,875
GS-6. Range \$4,080 to \$4,890.....	10	38,601	10	42,150	9	39,285
GS-5. Range \$3,670 to \$4,480.....	14	49,242	14	55,835	14	57,046
GS-4. Range \$3,415 to \$3,925.....	12	41,595	12	43,785	12	44,740
GS-3. Range \$3,175 to \$3,685.....	11	34,538	8	26,930	8	27,525
GS-2. Range \$2,960 to \$3,470.....	2	4,620	2	6,005	1	3,045
Ungraded positions at annual rates less than \$5,440.....	96	208,080	85	201,843	99	205,444
Ungraded positions at hourly rates equivalent to less than \$5,440.....	275	331,745	277	345,280	305	401,558
Total permanent, field.....	435	786,965	421	795,180	459	838,833
Deduct lapses.....	9	25,201	1.3	7,032		
Add net increase due to changes in pay scales for part of year.....		5,327				
Net permanent, field (average number, net salary): Foreign countries:						
United States rates.....	61	227,266	58.5	244,831	55	231,831
Local rates.....	365	539,825	361.2	543,317	404	607,002
Positions other than permanent:						
Force account labor: Foreign countries: Local rates.....	342	319,930	315	308,276	116	118,536
Part-time employment: Foreign countries: Local rates.....		30,940		35,092		41,378
Regular pay above 52-week base.....		1,796		2,826		
Payment above basic rates: Post and quarters allowances.....		46,244		45,829		37,131
Station allowance.....		30,848		33,474		34,672
Other payments for personal services: Payment for reimbursable detail of military personnel.....		123,514		142,493		144,641
All personal services, field.....		1,320,363		1,356,138		1,215,191
01 Personal services.....		1,444,050		1,496,782		1,351,625
Salaries and wages in the foregoing schedule are distributed as follows:						
"Salaries and expenses, American Battle Monuments Commission".....		673,888		717,346		838,252
"Construction of memorials and cemeteries, American Battle Monuments Commission".....		770,162		779,436		513,373

### AMERICAN BATTLE MONUMENTS COMMISSION

#### Consolidated schedule of personal services paid from funds available to the American Battle Monuments Commission

DETAIL OF PERSONAL SERVICES

	1955 actual		1956 estimate		1957 estimate	
	Num-ber	Total salary	Num-ber	Total salary	Num-ber	Total salary
Departmental:						
General schedule grades:						
GS-14. Range \$10,320 to \$11,395:						
Technical assistant.....	1	\$9,284	1	\$10,320	1	\$10,535
GS-12. Range \$7,570 to \$8,645:						
Executive assistant.....	1	7,040	1	7,785	1	7,785
GS-6. Range \$4,080 to \$4,890.....	1	4,136	1	4,620	1	4,755
GS-5. Range \$3,670 to \$4,480.....	2	6,144	2	6,125	2	6,200
GS-4. Range \$3,415 to \$3,925.....	4	13,854	4	14,755	4	15,020
GS-3. Range \$3,175 to \$3,685.....	3	9,836	3	10,970	3	11,278
GS-2. Range \$2,960 to \$3,470.....	2	6,260	1	3,555	1	3,555
Ungraded positions at annual rates: Rates of \$5,440 or above:						
Chief, historical division.....	1	9,908	1	9,600	1	9,815
Military historian.....	1	5,483	1	7,000	1	7,100
Rates less than \$5,440.....	1	3,646	1	4,100	1	4,235
Total permanent, departmental.....	17	75,591	16	78,830	16	80,338
Deduct lapses.....	0.7	1,978				
Add net increase due to changes in pay scales for part of year.....		1,207				
Net permanent, departmental (average number, net salary).....	16.3	74,820	16	78,830	16	80,338
Regular pay above 52-week base.....		288		606		
Other payments for personal services: Payment for reimbursable detail of military personnel.....		48,579		61,208		56,096
All personal services, departmental.....		123,687		140,644		136,434
Field:						
General schedule grades:						
GS-11. Range \$6,390 to \$7,465:						
Construction engineer.....	2	11,682	1	6,605	1	6,820
Landscaper engineer.....	3	19,684	3	21,320	1	7,465
GS-10. Range \$5,915 to \$6,725:						
Administrative assistant.....	1	6,060	1	6,452		

### ATOMIC ENERGY COMMISSION

#### Operating Expenses, Atomic Energy Commission

DETAIL OF PERSONAL SERVICES

	1955 actual		1956 estimate		1957 estimate	
	Num-ber	Total salary	Num-ber	Total salary	Num-ber	Total salary
ATOMIC ENERGY COMMISSION						
Departmental:						
Special positions at rates equal to or in excess of \$15,000:						
Chairman.....	1	\$20,000	1	\$20,000	1	\$20,000
Commissioner.....	4	72,000	4	72,000	4	72,000
General manager.....	1	20,000	1	20,000	1	20,000
Deputy general manager.....	1	18,000	1	18,000	1	18,000
Assistant general manager.....	2	35,000	2	35,000	2	35,000
Division director.....	8	128,000	8	128,000	9	144,000
General counsel.....	1	16,000	1	16,000	1	16,000
Deputy division director.....	1	15,000	1	15,000	1	15,000
Grades established by the Atomic Energy Commission which are equivalent to general schedule grades:						
GS-18. Rate \$14,800:						
Assistant general manager.....	2	29,600	2	29,600	2	29,600
Controller.....	1	14,800	1	14,800	1	14,800
Deputy division director.....	2	29,600	3	44,400	5	74,000
Division director.....	2	29,600	2	29,600	2	29,600
Special assistant to chairman.....	1	14,800	1	14,800	1	14,800
Special assistant to general manager.....	1	14,800	1	14,800	1	14,800
GS-17. Range \$13,975 to \$14,620:						
Assistant division director.....	3	39,000	4	56,725	4	56,940





DETAIL OF PERSONAL SERVICES—continued

Table with 4 columns: 1955 actual, 1956 estimate, 1957 estimate. Rows include Departmental and Field positions under the Atomic Energy Commission, with sub-headers for 'Departmental—Continued' and 'Field'. Each row lists a position title and its corresponding numerical and salary data.

DETAIL OF PERSONAL SERVICES—continued

Table with 4 columns: 1955 actual, 1956 estimate, 1957 estimate. Rows include Field positions under the Atomic Energy Commission, with sub-headers for 'Field—Continued' and 'Grades established by the Atomic Energy Commission'. Each row lists a position title and its corresponding numerical and salary data.



DETAIL OF PERSONAL SERVICES—continued

Table with 4 columns: 1955 actual, 1956 estimate, 1957 estimate, and sub-columns for Num-ber and Total salary. Rows include Atomic Energy Commission, National Science Foundation, Fish and Wildlife Service, and Public Health Service.

DETAIL OF PERSONAL SERVICES—continued

Table with 4 columns: 1955 actual, 1956 estimate, 1957 estimate, and sub-columns for Num-ber and Total salary. Rows include Allocation to Public Health Service and Department of Health, Education, and Welfare.

CIVIL SERVICE COMMISSION

Consolidated schedule of personal services paid from funds available to the Civil Service Commission

DETAIL OF PERSONAL SERVICES

Table with 4 columns: 1955 actual, 1956 estimate, 1957 estimate, and sub-columns for Num-ber and Total salary. Rows include Departmental special positions, general schedule grades (GS-11 to GS-18), and various administrative roles.



DETAIL OF PERSONAL SERVICES—continued

Table with columns: Field—Continued, 1955 actual (Num-ber, Total salary), 1956 estimate (Num-ber, Total salary), 1957 estimate (Num-ber, Total salary). Rows include General schedule grades GS-14, GS-13, GS-12, GS-11, GS-9, GS-8, GS-7, GS-6, GS-5, GS-4, GS-3, GS-2, GS-1, Wage board positions, Total permanent, field, Deduct lapses, Add net increase due to changes in pay scales, Net permanent, field (average number, net salary), Positions other than permanent, 01 Personal services, Salaries and wages in the foregoing schedule are distributed as follows.

FEDERAL CIVIL DEFENSE ADMINISTRATION
Operations, Federal Civil Defense Administration

DETAIL OF PERSONAL SERVICES

Table with columns: FEDERAL CIVIL DEFENSE ADMINISTRATION, 1955 actual (Num-ber, Total salary), 1956 estimate (Num-ber, Total salary), 1957 estimate (Num-ber, Total salary). Rows include Departmental Special positions at rates equal to or in excess of \$12,900: Administrator, Deputy administrator, General schedule grades: GS-13, Rate of \$14,800, GS-17, Range \$13,975 to \$14,620, GS-16, Range \$12,900 to \$13,760, GS-15, Range \$11,610 to \$12,690, GS-14, Range \$10,320 to \$11,395.

CURRENT AUTHORIZATIONS—Continued

FEDERAL CIVIL DEFENSE ADMINISTRATION—Continued

Operations, Federal Civil Defense Administration—Continued

DETAIL OF PERSONAL SERVICES—continued

Table with columns for 1955 actual, 1956 estimate, 1957 estimate, and job titles. Includes categories like Departmental-Continued, GS-13, GS-12, GS-11, etc.

DETAIL OF PERSONAL SERVICES—continued

Table with columns for 1955 actual, 1956 estimate, 1957 estimate, and job titles. Includes categories like Departmental-Continued, General schedule grades, GS-11, GS-10, GS-9, etc.



CURRENT AUTHORIZATIONS—Continued

FEDERAL CIVIL DEFENSE ADMINISTRATION—  
Continued

Salaries and Expenses, Civil Defense Functions of Federal Agencies,  
Federal Civil Defense Administration—Continued

DETAIL OF PERSONAL SERVICES—continued

	1955 actual	1956 estimate	1957 estimate
ALLOCATION TO DEPARTMENT OF AGRICULTURE			
Departmental:	Num-ber	Total salary	Num-ber
General schedule grades:			
GS-15. Range \$11,610 to \$12,690:			
Division director	1	\$12,690	
GS-13. Range \$8,990 to \$10,065:			
Administrative officer	2	17,980	
Biologist	1	8,990	
Entomologist	1	8,990	
Forester	1	8,990	
Industrial specialist	1	8,990	
Plant pathologist	1	8,990	
Veterinarian	4	35,960	
GS-12. Range \$7,570 to \$8,645:			
Administrative officer	1	8,600	
Administrative officer	1	8,430	
Agricultural economist	1	7,570	
Research specialist			
GS-11. Range \$6,390 to \$7,465:			
Administrative officer	1	7,250	
GS-9. Range \$5,440 to \$6,250:			
Administrative officer	2	11,690	
Industrial specialist	2	10,880	
GS-7. Range \$4,525 to \$5,335	1	5,200	
GS-5. Range \$3,670 to \$4,480	6	23,640	
GS-4. Range \$3,415 to \$3,925	6	20,490	
GS-3. Range \$3,175 to \$3,685	1	3,600	
Total permanent, departmental	34	219,620	
Deduct—			
Lapses	3.4	17,908	
Portion of salaries shown above paid from other accounts	0.5	6,300	
Add portion of salaries carried in other position schedules paid from this account			225
Net permanent, departmental (average number, net salary)	30.1	195,637	
Field:			
General schedule grades:			
GS-12. Range \$7,570 to \$8,645:			
Administrative officer	5	41,675	
Forester	10	75,700	
GS-11. Range \$6,390 to \$7,465:			
Forester	10	63,900	
GS-9. Range \$5,440 to \$6,250:			
Forester	10	54,400	
GS-4. Range \$3,415 to \$3,925	10	34,150	
GS-3. Range \$3,175 to \$3,685	1	3,430	
Total permanent, field	46	272,655	
Deduct lapses	15.6	87,969	
Net permanent, field (average number, net salary)	30.4	184,686	
01 Personal services, Department of Agriculture			380,323
ALLOCATION TO DEPARTMENT OF COMMERCE			
Departmental:			
General schedule grades:			
GS-15. Range \$11,610 to \$12,690:			
Emergency planning coordinator	1	\$11,610	1
Deputy emergency planning coordinator	1	12,690	1
GS-14. Range \$10,320 to \$11,395:			
Business economist	1	10,320	
Highway engineer	1	10,320	
Meteorological analyst	1	10,320	
GS-13. Range \$8,990 to \$10,065:			
Business economist	2	17,980	
Highway engineer	1	8,990	
Meteorological analyst			
GS-12. Range \$7,570 to \$8,645:			
Business economist	2	15,140	
Highway engineer	3	22,710	
Meteorological analyst	2	15,140	
Research meteorologist	2	15,140	
GS-11. Range \$6,390 to \$7,465:			
Business economist	2	12,780	
Highway engineer	4	25,560	
Research meteorologist	2	12,780	
GS-9. Range \$5,440 to \$6,250:			
Business economist	2	10,880	
Research meteorologist	2	10,880	
GS-7. Range \$4,525 to \$5,335	3	13,575	
GS-6. Range \$4,080 to \$4,890	2	8,160	
GS-5. Range \$3,670 to \$4,480	1	3,670	
GS-4. Range \$3,415 to \$3,925	3	10,245	
GS-3. Range \$3,175 to \$3,685	1	3,175	
Total permanent, departmental	24	161,010	47

DETAIL OF PERSONAL SERVICES—continued

	1955 actual	1956 estimate	1957 estimate
ALLOCATION TO DEPARTMENT OF COMMERCE—continued			
Departmental—Continued	Num-ber	Total salary	Num-ber
Deduct lapses			8
			\$52,365
Net permanent, departmental (average number, net salary)			16
			108,645
Positions other than permanent: Inter-mittent employment			
Regular pay above 52-week base			390
All personal services, departmental			109,035
			249,555
Field:			
General schedule grades:			
GS-13. Range \$8,990 to \$10,065:			
Highway engineer			9
Meteorologist, liaison	1	8,990	1
GS-12. Range \$7,570 to \$8,645:			
Highway engineer			9
Chimatologist, research	1	7,570	
Meteorologist, liaison	6	45,420	8
GS-11. Range \$6,390 to \$7,465:			
Highway engineer			18
Chimatologist, research	1	6,390	
Meteorologist, liaison	1	6,390	
GS-9. Range \$5,440 to \$6,250:			
Highway engineer	2	10,880	9
Chimatologist, research			8
Meteorologist, liaison			5
GS-7. Range \$4,545 to \$5,335			22
GS-5. Range \$3,670 to \$4,480			6
GS-4. Range \$3,415 to \$3,925			12
GS-3. Range \$3,175 to \$3,685	2	6,350	5
Total permanent, field	14	91,990	90
Deduct lapses	5	35,385	5
Net permanent, field (average num-ber, net salary)	9	56,605	59.5
Regular pay above 52-week base		360	340
Payment above basic rates: Overtime and holiday pay			1,500
All personal services, field		56,965	342,145
01 Personal services, Department of Commerce			106,000
			591,700
ALLOCATION TO DEPARTMENT OF HEALTH, EDUCATION, AND WELFARE			
Departmental:			
General schedule grades:			
GS-15. Range \$11,610 to \$12,690:			
Assistant defense coordinator	1	11,610	1
Chief, defense welfare services	1	11,610	1
Program director	1	11,610	1
GS-14. Range \$10,320 to \$11,395:			
Assistant chief, defense welfare services	1	10,320	1
Assistant defense coordinator	1	10,000	
Attorney	1	9,600	
Chief, civil defense education project	1	9,600	2
Liaison officer			1
Personnel officer			1
Public health program specialist	1	10,600	1
GS-13. Range \$8,990 to \$10,065:			
Architect			1
Civil defense education officer	1	8,360	2
Defense welfare specialist	1	8,760	1
Engineer			6
Personnel officer	1	9,360	3
Program publication specialist			3
Public health program specialist	3	26,480	2
Technologist	3	27,280	4
GS-12. Range \$7,570 to \$8,645:			
Assistant chief of section			1
Chemist	1	7,240	
Civil defense education officer	1	7,040	2
Defense welfare services specialist	1	7,240	1
Home economist (clothing and assistance standards)			1
Project leader	2	15,080	2
Personnel officer			2
Security examiner	1	7,570	1
Welfare methods specialist (train-ing)			1
GS-11. Range \$6,390 to \$7,465:			
Attorney			1
Bacteriologist			3
Food and drug officer	4	25,160	4
Public health program specialist	1	5,940	1
Security evaluator			1
GS-9. Range \$5,440 to \$6,250:			
Administrative assistant	1	5,060	2
Bacteriologist			1
Chemist			1
Security liaison officer	1	5,060	1
Public health program specialist			1





CURRENT AUTHORIZATIONS—Continued

FEDERAL COMMUNICATIONS COMMISSION

Salaries and Expenses, Federal Communications Commission

DETAIL OF PERSONAL SERVICES

Table with 4 columns: 1955 actual (Num-ber, Total salary), 1956 estimate (Num-ber, Total salary), 1957 estimate (Num-ber, Total salary). Rows include Departmental: Special positions, Commissioner, General schedule grades (GS-16 to GS-12), GS-14, GS-13, GS-12, GS-11, GS-10, GS-9.

DETAIL OF PERSONAL SERVICES—continued

Table with 4 columns: 1955 actual (Num-ber, Total salary), 1956 estimate (Num-ber, Total salary), 1957 estimate (Num-ber, Total salary). Rows include Departmental—Continued (General schedule grades GS-9 to GS-1), Ungraded positions at hourly rates, Total permanent, departmental, Deduct lapses, Add net increase due to changes in pay scales for part of year, Net permanent, departmental, Positions other than permanent, Field: General schedule grades (GS-15 to GS-9), Ungraded positions at hourly rates, Total permanent, field, Deduct lapses, Add net increase due to changes in pay scales for part of year, Net permanent, field, Positions other than permanent, All personal services, field, Personal services.



CURRENT AUTHORIZATIONS—Continued

FEDERAL POWER COMMISSION—Continued

Salaries and Expenses, Federal Power Commission—Continued

DETAIL OF PERSONAL SERVICES—continued

Table with 6 columns: Departmental-Continued, 1955 actual (Number, Total salary), 1956 estimate (Number, Total salary), 1957 estimate (Number, Total salary). Rows include General schedule grades (GS-10 to GS-2), Ungraded positions at hourly rates, Field, and Personal services.

FEDERAL TRADE COMMISSION

Salaries and Expenses, Federal Trade Commission

DETAIL OF PERSONAL SERVICES

Table with 6 columns: Departmental, 1955 actual (Number, Total salary), 1956 estimate (Number, Total salary), 1957 estimate (Number, Total salary). Rows include Special positions at rates equal to or in excess of \$14,500, General schedule grades (GS-10 to GS-15), Ungraded positions at hourly rates, and Personal services.



CURRENT AUTHORIZATIONS—Continued

GENERAL ACCOUNTING OFFICE—Continued

Salaries and Expenses, General Accounting Office—Continued

DETAIL OF PERSONAL SERVICES—continued

Table with columns: 1955 actual, 1956 estimate, 1957 estimate. Rows include Departmental-Continued, General schedule grades-Continued (GS-14, GS-13, GS-12, GS-11, GS-10, GS-9), and various job titles like Legislative attorney, Chief of section, etc.

DETAIL OF PERSONAL SERVICES—continued

Table with columns: 1955 actual, 1956 estimate, 1957 estimate. Rows include Departmental-Continued, Ungraded positions at hourly rates equivalent to less than \$5,440 (L-12 to L-7, WB-15 to WB-2), Total permanent, departmental, Deduct lapses, Net permanent, departmental, Positions other than permanent, and Personal services (01).

HISTORICAL AND MEMORIAL COMMISSIONS

BOSTON NATIONAL HISTORIC SITES COMMISSION

Boston National Historic Sites Commission

DETAIL OF PERSONAL SERVICES

Table with columns: 1955 actual, 1956 estimate, 1957 estimate. Rows include Field: General schedule grades (GS-12, GS-5), Deduct lapses, Net permanent, field (average number, net salary), and Personal services (01).



CURRENT AUTHORIZATIONS—Continued

INTERSTATE COMMERCE COMMISSION—Con.

Salaries and Expenses, Interstate Commerce Commission—Con.

DETAIL OF PERSONAL SERVICES—continued

Table with 4 columns: 1955 actual, 1956 estimate, 1957 estimate. Rows include Departmental-Continued, General schedule grades-Continued, GS-13, GS-12, GS-11, GS-10, GS-9, GS-8, GS-7, GS-6, GS-5, GS-4, GS-3, GS-2, GS-1.

DETAIL OF PERSONAL SERVICES—continued

Table with 6 columns: Departmental-Continued, General schedule grades-Continued, 1955 actual (Num-ber, Total salary), 1956 estimate (Num-ber, Total salary), 1957 estimate (Num-ber, Total salary). Rows include Departmental-Continued, GS-9, GS-8, GS-7, GS-6, GS-5, GS-4, GS-3, GS-2, GS-1, Ungraded positions at hourly rates, Total permanent, departmental, Deduct lapses, Net permanent, departmental (average number, net salary), Positions other than permanent: Intermittent employment, Regular pay above 52-week base, Payment above basic rates: Overtime and holiday pay, All personal services, departmental, Field: General schedule grades: GS-14, GS-13, GS-12, GS-11, GS-10, GS-9, GS-8, GS-7, GS-6, GS-5, GS-4, GS-3, GS-2, GS-1.









CURRENT AUTHORIZATIONS—Continued

**NATIONAL CAPITAL PLANNING COMMISSION—Continued**

**Salaries and Expenses, National Capital Planning Commission—Continued**

DETAIL OF PERSONAL SERVICES—continued

	1955 actual	1956 estimate	1957 estimate
Departmental—Continued			
Regular pay above 52-week base .....	\$379	\$592	\$600
Payment above basic rates: Overtime and holiday pay .....	43		
Other payments for personal services: Payments to other agencies for reimbursable details .....	218	150	200
<b>01 Personal services .....</b>	<b>107,341</b>	<b>129,358</b>	<b>188,000</b>

**Salaries and Expenses, Washington Regional Mass Transportation Survey, National Capital Planning Commission**

DETAIL OF PERSONAL SERVICES

	1955 actual	1956 estimate	1957 estimate
Departmental:			
General schedule grades:			
GS-12. Range \$7,570 to \$8,645:			
Regional planner .....	2	\$15,140	1
Assistant to Director .....	1	7,570	1
GS-11. Range \$6,390 to \$7,465:			
Research analyst .....	1	6,390	1
GS-9. Range \$5,440 to \$6,250:			
Chief cartographer .....	1	5,440	1
GS-7. Range \$4,525 to \$5,335 .....	1	4,525	
GS-6. Range \$4,080 to \$4,890 .....	1	4,080	1
GS-5. Range \$3,670 to \$4,480 .....	1	3,670	1
Total permanent, departmental .....	8	46,815	6
Deduct lapses .....	2.3	12,019	0.1
Net permanent, departmental (average number, net salary) .....		5.7	34,796
Positions other than permanent: Intermittent employment .....	\$593	60,000	55,204
Regular pay above 52-week base .....		204	
<b>01 Personal services .....</b>	<b>593</b>	<b>95,000</b>	<b>90,395</b>

**Land Acquisition, National Capital Park, Parkway, and Playground System, National Capital Planning Commission**

DETAIL OF PERSONAL SERVICES

	1955 actual	1956 estimate	1957 estimate
Departmental:			
General schedule grades:			
GS-13. Range \$8,990 to \$10,065:			
Land purchasing officer .....	1	\$8,560	1
GS-4. Range \$3,415 to \$3,925 .....	1	3,735	1
Total permanent, departmental .....	2	12,295	2
Deduct—			
Lapses .....	0.4	1,090	
Portion of salaries shown above paid from other accounts .....	0.4	3,334	0.2
Add net increase due to changes in pay scales for part of year .....		129	
Net permanent, departmental (average number, net salary) .....	1.2	8,000	1.8
Regular pay above 52-week base .....		29	
<b>01 Personal services .....</b>	<b>8,029</b>	<b>11,774</b>	<b>11,560</b>

**NATIONAL LABOR RELATIONS BOARD**

**Salaries and Expenses, National Labor Relations Board**

DETAIL OF PERSONAL SERVICES

	1955 actual	1956 estimate	1957 estimate
Departmental:			
Special positions at rates equal to or in excess of \$12,900:			
Board members .....	5	\$75,000	5
General counsel .....	1	15,000	1

DETAIL OF PERSONAL SERVICES—continued

	1955 actual	1956 estimate	1957 estimate
Departmental—Continued			
General schedule grades:			
GS-16. Range \$12,900 to \$13,760:			
Associate general counsel .....	2	\$25,200	2
Executive secretary .....	1	12,200	1
GS-15. Range \$11,610 to \$12,690:			
Special assistant to general counsel .....	8	89,650	8
Associate executive secretary .....	1	11,610	1
Chief legal assistant .....	2	21,600	1
Chief trial examiner .....	1	11,800	1
Associate chief trial examiner .....	2	23,600	2
Trial examiner .....	44	479,450	44
Solicitor .....	1	11,800	1
Director of information .....	1	11,550	1
Director of administration .....	1	11,300	1
GS-14. Range \$10,320 to \$11,395:			
Assistant general counsel .....	1	10,000	1
Special assistant to general counsel .....	1	10,000	
Associate executive secretary .....	1	10,600	
Assistant executive secretary .....			1
Associate chief legal assistant .....	5	49,800	5
Associate solicitor .....	1	10,600	1
Associate director of information .....	1	9,800	1
Security officer .....	1	9,600	1
Administrative officer .....	1	10,200	1
Attorney .....	8	79,600	7
GS-13. Range \$8,990 to \$10,065:			
Assistant executive secretary .....	1	8,560	
Legal assistant .....	20	177,400	20
Administrative examiner .....	4	35,060	4
Administrative officer .....	2	18,320	2
Attorney .....	15	131,620	15
Budget officer .....	1	8,760	1
Chief, organization and methods branch .....	1	8,760	1
Chief, personnel branch .....	1	8,360	1
Chief, administrative statistics branch .....	1	8,560	1
Chief, industrial analysis branch .....	1	9,160	1
GS-12. Range \$7,570 to \$8,645:			
Legal assistant .....	29	215,360	27
Assistant security officer .....	1	8,040	1
Security examiner .....			1
Attorney .....	29	216,600	28
Associate budget officer .....	1	7,240	1
Personnel officer .....	1	8,040	1
Classification officer .....	1	8,040	1
Industrial analyst .....	2	15,480	2
GS-11. Range \$6,390 to \$7,465:			
Special assistant to executive secretary .....	1	5,940	1
Legal assistant .....	17	101,780	15
Security examiner .....	2	13,680	1
Attorney .....	9	55,460	15
Budget examiner .....			1
Organization and methods examiner .....	1	6,340	1
Classification analyst .....	1	6,140	1
Placement officer .....	1	6,340	1
Chief, office services section .....	1	6,340	1
Librarian .....	1	6,340	1
Statistician .....			1
Fiscal officer .....	1	6,940	1
GS-9. Range \$5,440 to \$6,250:			
Legal assistant .....	8	41,105	5
Attorney .....	17	88,270	10
Director editor .....	1	5,935	1
Security examiner .....			1
Information and editorial specialist .....	1	5,435	1
Budget examiner .....	3	15,930	4
Organization and methods examiner .....	1	5,810	2
Classification analyst .....	2	11,620	1
Statistician .....			1
Industrial analyst .....	1	5,560	1
Assistant fiscal officer .....	1	5,810	1
Assistant librarian .....	1	5,435	1
Chief, records and communications unit .....			1
Administrative assistant .....	2	11,370	2
GS-8. Range \$4,970 to \$5,780 .....	11	54,820	12
GS-7. Range \$4,525 to \$5,335 .....	29	131,355	27
GS-6. Range \$4,080 to \$4,890 .....	26	110,545	27
GS-5. Range \$3,670 to \$4,480 .....	51	197,560	50
GS-4. Range \$3,415 to \$3,925 .....	49	174,960	45
GS-3. Range \$3,175 to \$3,685 .....	44	141,915	38
GS-2. Range \$2,960 to \$3,470 .....	3	9,690	3
GS-1. Range \$2,690 to \$3,200 .....	6	17,010	6
Ungraded positions at hourly rates equivalent to less than \$5,440 .....	15	48,572	15
Total permanent, departmental .....	511	3,235,377	490
Deduct lapses .....	37.3	197,686	42.7
Add net increase due to change in pay scales for part of year .....		65,995	
Net permanent, departmental (average number, net salary) .....	473.7	3,103,686	447.3
Regular pay above 52-week base .....		11,334	
Payment above basic rates: Overtime and holiday pay .....		1,792	
Other payments for personal services: Payments to other agencies for reimbursable details .....		3,790	
All personal services, departmental .....	3,120,602	3,156,650	3,529,810







CURRENT AUTHORIZATIONS—Continued

RENEGOTIATION BOARD

Salaries and Expenses, Renegotiation Board

DETAIL OF PERSONAL SERVICES

Table with 5 columns: Description, 1955 actual (Num-ber, Total salary), 1956 estimate (Num-ber, Total salary), 1957 estimate (Num-ber, Total salary). Rows include Departmental, General schedule grades, and Field categories.

DETAIL OF PERSONAL SERVICES—continued

Table with 5 columns: Description, 1955 actual (Num-ber, Total salary), 1956 estimate (Num-ber, Total salary), 1957 estimate (Num-ber, Total salary). Rows include Field—Continued, General schedule grades—Continued, and Personal services.

SECURITIES AND EXCHANGE COMMISSION

Salaries and Expenses, Securities and Exchange Commission

DETAIL OF PERSONAL SERVICES

Table with 5 columns: Description, 1955 actual (Num-ber, Total salary), 1956 estimate (Num-ber, Total salary), 1957 estimate (Num-ber, Total salary). Rows include Departmental, General schedule grades, and Personal services.





CURRENT AUTHORIZATIONS—Continued

SELECTIVE SERVICE SYSTEM—Continued

Salaries and Expenses, Selective Service System—Continued

Table with columns: 1955 actual, 1956 estimate, 1957 estimate. Rows include Departmental, Field, and Ungraded positions at annual rates less than \$5,440. Sub-headers include General schedule grades, Administrative officer, Chief finance section, Personnel officer, etc.

DETAIL OF PERSONAL SERVICES—continued

Table with columns: 1955 actual, 1956 estimate, 1957 estimate. Rows include Field—Continued, Payment above basic rates, Overtime and holiday pay, Cost of living differential, All personal services, field, and Personal services.

SMALL BUSINESS ADMINISTRATION

Salaries and Expenses, Small Business Administration

DETAIL OF PERSONAL SERVICES

Table with columns: 1955 actual, 1956 estimate, 1957 estimate. Rows include Departmental, Field, and Ungraded positions at annual rates less than \$5,440. Sub-headers include General schedule grades, Director of office, Deputy office director, etc.



CURRENT AUTHORIZATIONS—Continued

SMITHSONIAN INSTITUTION—Continued

Salaries and Expenses, Smithsonian Institution—Continued

DETAIL OF PERSONAL SERVICES—continued

Table with columns for 1955 actual, 1956 estimate, and 1957 estimate, categorized by Departmental and Field services. Includes sub-headers for Num-ber and Total salary.

Salaries and Expenses, National Gallery of Art

DETAIL OF PERSONAL SERVICES

Table with columns for 1955 actual, 1956 estimate, and 1957 estimate, categorized by Departmental services. Includes sub-headers for Num-ber and Total salary.

DETAIL OF PERSONAL SERVICES—continued

Table with columns for 1955 actual, 1956 estimate, and 1957 estimate, categorized by Departmental and Personal services. Includes sub-headers for Num-ber and Total salary.

SUBVERSIVE ACTIVITIES CONTROL BOARD

Salaries and Expenses, Subversive Activities Control Board

DETAIL OF PERSONAL SERVICES

Table with columns for 1955 actual, 1956 estimate, and 1957 estimate, categorized by Departmental and Personal services. Includes sub-headers for Num-ber and Total salary.

TARIFF COMMISSION

Salaries and Expenses, Tariff Commission

DETAIL OF PERSONAL SERVICES

Table with columns: 1955 actual (Num-ber, Total salary), 1956 estimate (Num-ber, Total salary), 1957 estimate (Num-ber, Total salary). Rows include Departmental, Special positions, Commissioner, General schedule grades (GS-16 to GS-1), Wage-board grades (WB-15 to WB-7), Total permanent, departmental, Deduct lapses, Add net increase due to changes in pay scales for part of year, Net permanent, departmental (average number, net salary), Regular pay above 52-week base, Payment above basic rates: Overtime pay, All personal services, departmental, Field, General schedule grades (GS-9 to GS-4), Total permanent, field, Add-Terminal leave in excess of lapses, Net increase due to changes in pay scales for part of year, Net permanent, field (average number, net salary), Regular pay above 52-week base, All personal services, field, Personal services.

DETAIL OF PERSONAL SERVICES—continued

Table with columns: 1955 actual, 1956 estimate, 1957 estimate. Rows: Salaries and wages in the foregoing schedule are distributed as follows: "Salaries and expenses, Tariff Commission", "Advances and reimbursements, Tariff Commission".

THE TAX COURT OF THE UNITED STATES

Salaries and Expenses, The Tax Court of the United States

DETAIL OF PERSONAL SERVICES

Table with columns: 1955 actual (Num-ber, Total salary), 1956 estimate (Num-ber, Total salary), 1957 estimate (Num-ber, Total salary). Rows include Departmental, Special positions at rates equal to or in excess of \$12,150: Judge, General schedul grades: GS-15, GS-14, GS-13, GS-12, GS-11, GS-10, GS-9, GS-8, GS-7, GS-6, GS-5, GS-4, GS-3, GS-2, GS-1, Total permanent, departmental, Deduct lapses, Add net increase due to changes in pay scales for part of year, Net permanent, departmental (average number, net salary), Payments to be made to retired judges pursuant to Public Law 219, Regular pay above 52-week base, Payment above basic rates: Overtime and holiday pay, Personal services.

UNITED STATES INFORMATION AGENCY

Salaries and Expenses, United States Information Agency

DETAIL OF PERSONAL SERVICES

Table with columns: 1955 actual (Num-ber, Total salary), 1956 estimate (Num-ber, Total salary), 1957 estimate (Num-ber, Total salary). Rows include UNITED STATES INFORMATION AGENCY, Departmental, Positions at rates in excess of \$14,800: Director, Deputy director, General schedule grades: GS-18, GS-17, GS-16, GS-15, GS-14, GS-13, GS-12, GS-11, GS-10, GS-9, GS-8, GS-7, GS-6, GS-5, GS-4, GS-3, GS-2, GS-1, Program manager.

CURRENT AUTHORIZATIONS—Continued

UNITED STATES INFORMATION AGENCY—Con.

Salaries and Expenses, United States Information Agency—Con.

DETAIL OF PERSONAL SERVICES—continued

Table with columns: 1955 actual (Num-ber, Total salary), 1956 estimate (Num-ber, Total salary), 1957 estimate (Num-ber, Total salary). Rows include: UNITED STATES INFORMATION AGENCY—continued, Departmental—Continued (General schedule grades—Continued GS-15, Range \$11,610 to \$12,690), GS-14 (Range \$10,320 to \$11,395), GS-13 (Range \$8,990 to \$10,065).

DETAIL OF PERSONAL SERVICES—continued

Table with columns: 1955 actual (Num-ber, Total salary), 1956 estimate (Num-ber, Total salary), 1957 estimate (Num-ber, Total salary). Rows include: UNITED STATES INFORMATION AGENCY—continued, Departmental—Continued (General schedule grades—Continued GS-13, Range \$8,990 to \$10,065—Con.), GS-12 (Range \$7,570 to \$8,645), GS-11 (Range \$6,390 to \$7,465).

DETAIL OF PERSONAL SERVICES—continued

Table with 4 columns: 1955 actual, 1956 estimate, 1957 estimate. Rows include Departmental-Continued, General schedule grades-Continued, and various job titles like Administrative officer, Analyst, Assistant chief of branch, etc.

DETAIL OF PERSONAL SERVICES—continued

Table with 4 columns: 1955 actual, 1956 estimate, 1957 estimate. Rows include Departmental-Continued, General schedule grades-Continued, and various job titles like Engineer, Equipment specialist, Evaluation officer, Exhibits officer, etc.

CURRENT AUTHORIZATIONS—Continued

UNITED STATES INFORMATION AGENCY—Con.

Salaries and Expenses, United States Information Agency—Con.

DETAIL OF PERSONAL SERVICES—continued

Table with columns for 1955 actual, 1956 estimate, and 1957 estimate. Rows include various positions like 'Field—Continued', 'Foreign Service—Continued', and 'General operating expenses'.

DETAIL OF PERSONAL SERVICES—continued

Table with columns for 1955 actual, 1956 estimate, and 1957 estimate. Rows include 'Foreign Service—Continued', 'Net permanent, foreign service', 'All personal services, foreign service', and 'Departmental'.

VETERANS ADMINISTRATION

General Operating Expenses, Veterans Administration

DETAIL OF PERSONAL SERVICES

Table with columns for 1955 actual, 1956 estimate, and 1957 estimate. Rows include 'Departmental' and 'Special positions at rates equal to or in excess of \$12,900'.



DETAIL OF PERSONAL SERVICES—continued

Table with columns: 1955 actual (Number, Total salary), 1956 estimate (Number, Total salary), 1957 estimate (Number, Total salary). Rows include Departmental-Continued, GS-16 Range \$12,900 to \$13,760-Cont., GS-15 Range \$11,610 to \$12,690, GS-14 Range \$10,320 to \$11,395, and GS-13 Range \$8,990 to \$10,065.

DETAIL OF PERSONAL SERVICES—continued

Table with columns: 1955 actual (Number, Total salary), 1956 estimate (Number, Total salary), 1957 estimate (Number, Total salary). Rows include Departmental-Continued, GS-13 Range \$8,990 to \$10,065-Cont., GS-12 Range \$7,570 to \$8,645, GS-11 Range \$6,390 to \$7,465.

CURRENT AUTHORIZATIONS—Continued

VETERANS ADMINISTRATION—Continued

General Operating Expenses, Veterans Administration—Continued

DETAIL OF PERSONAL SERVICES—continued

Table with 4 columns: 1955 actual (Num-ber, Total salary), 1956 estimate (Num-ber, Total salary), 1957 estimate (Num-ber, Total salary). Rows include Departmental-Continued, General schedule grades-Continued, and various job titles like Loan guaranty examiner, Management survey officer, etc.

DETAIL OF PERSONAL SERVICES—continued

Table with 4 columns: 1955 actual (Num-ber, Total salary), 1956 estimate (Num-ber, Total salary), 1957 estimate (Num-ber, Total salary). Rows include Departmental-Continued, Field, and various job titles like Adjudicator, Administrative officer, etc.

DETAIL OF PERSONAL SERVICES—continued

Table with 4 columns: Field—Continued, 1955 actual (Num-ber, Total salary), 1956 estimate (Num-ber, Total salary), and 1957 estimate (Num-ber, Total salary). Lists various positions like Facilities specialist, Insurance analyst, etc.

DETAIL OF PERSONAL SERVICES—continued

Table with 4 columns: Field—Continued, 1955 actual (Num-ber, Total salary), 1956 estimate (Num-ber, Total salary), and 1957 estimate (Num-ber, Total salary). Lists various positions like Psychologist, Vocational adviser, etc.

Medical Administration and Miscellaneous Operating Expenses, Veterans Administration

DETAIL OF PERSONAL SERVICES

Table with 4 columns: Departmental, 1955 actual (Num-ber, Total salary), 1956 estimate (Num-ber, Total salary), and 1957 estimate (Num-ber, Total salary). Lists positions like Assistant administrator for construction, Executive officer, etc.

CURRENT AUTHORIZATIONS—Continued

VETERANS ADMINISTRATION—Continued

Medical Administration and Miscellaneous Operating Expenses, Veterans Administration—Continued

DETAIL OF PERSONAL SERVICES—continued

Table with 4 columns: 1955 actual, 1956 estimate, 1957 estimate. Rows include Departmental—Continued, General schedule grades—Continued, GS-14, GS-13, GS-12, GS-11, GS-10, GS-9. Positions include Recreation supervisor, Social worker, Statistician, Supply officer, Accountant, Architect, Administrative officer, etc.

DETAIL OF PERSONAL SERVICES—continued

Table with 6 columns: 1955 actual, 1956 estimate, 1957 estimate. Rows include Departmental—Continued, General schedule grades—Continued, GS-9, GS-8, GS-7, GS-6, GS-5, GS-4, GS-3, GS-2, GS-1, Department of Medicine and Surgery, Senior grade, Assistant director grade nurse, Total permanent, departmental, Deduct lapses, Net permanent, departmental, Positions other than permanent, All personal services, departmental, Field: General schedule grades: GS-14, GS-13, GS-12, GS-11, GS-10, GS-9.

DETAIL OF PERSONAL SERVICES—continued

Table with 4 columns: Field, 1955 actual (Num-ber, Total salary), 1956 estimate (Num-ber, Total salary), 1957 estimate (Num-ber, Total salary). Rows include various medical and administrative roles like Mycologist, Biochemist, etc.

Inpatient Care, Veterans Administration

DETAIL OF PERSONAL SERVICES

Table with 4 columns: Field, 1955 actual (Num-ber, Total salary), 1956 estimate (Num-ber, Total salary), 1957 estimate (Num-ber, Total salary). Rows include roles like Manager, Administrative officer, Biologist, etc.

DETAIL OF PERSONAL SERVICES—continued

Table with 6 columns: Field, 1955 actual (Num-ber, Total salary), 1956 estimate (Num-ber, Total salary), 1957 estimate (Num-ber, Total salary). Rows include roles like General supply officer, Personnel officer, Pharmacist, etc.





PERMANENT AUTHORIZATIONS

(Indefinite appropriation, special account, unless otherwise indicated)

FARM CREDIT ADMINISTRATION

Administrative Expenses, Farm Credit Administration

DETAIL OF PERSONAL SERVICES

Table with 4 columns: 1955 actual, 1956 estimate, 1957 estimate. Rows include Departmental, General schedule grades (GS-17 to GS-11), and various positions like Deputy governor, Director, and Assistant chief.

DETAIL OF PERSONAL SERVICES—continued

Table with 6 columns: 1955 actual, 1956 estimate, 1957 estimate. Rows include Departmental-Continued (General schedule grades GS-11 to GS-1), Field (GS-13 to GS-3), and Personal services (GS-11).





REVOLVING AND MANAGEMENT FUNDS—Continued

PUBLIC ENTERPRISE FUNDS—Continued

FARM CREDIT ADMINISTRATION—Continued

PRODUCTION CREDIT CORPORATIONS—Continued

Administration Expenses, Production Credit Corporations—Con.

DETAIL OF PERSONAL SERVICES—continued

Table with 4 columns: 1955 actual, 1956 estimate, 1957 estimate. Rows include Field-Continued, Deduct--Lapses, Net permanent, field (net number, average salary), Positions other than permanent, and Personal services.

FEDERAL HOME LOAN BANK BOARD

FEDERAL HOME LOAN BANK BOARD REVOLVING FUND

Administrative Expenses, Federal Home Loan Bank Board

DETAIL OF PERSONAL SERVICES

Table with 4 columns: 1955 actual, 1956 estimate, 1957 estimate. Rows include Departmental, Special positions at rates equal to or in excess of \$15,000, General schedule grades, and Assistant to the Board.

DETAIL OF PERSONAL SERVICES—continued

Table with 4 columns: 1955 actual, 1956 estimate, 1957 estimate. Rows include Departmental-Continued, GS-15, GS-14, GS-13, GS-12, GS-11, GS-10, GS-9, GS-8, GS-7, GS-6, GS-5, GS-4, GS-3, GS-2, GS-1, Ungraded positions at hourly rates, Total permanent, departmental, Deduct lapses, Add net increase due to changes in pay scales for part of year, Net permanent, departmental (average number, net salary), Regular pay above 52-week base, Payment above basic rates: Overtime and holiday pay, and Personal services.

Nonadministrative Expenses, Division of Examinations, Federal Home Loan Bank Board

DETAIL OF PERSONAL SERVICES

Table with 5 columns: Description, 1955 actual, 1956 estimate, 1957 estimate. Includes sub-sections for Departmental and Field services.

FEDERAL SAVINGS AND LOAN INSURANCE CORPORATION

Administrative Expenses, Federal Savings and Loan Insurance Corporation

DETAIL OF PERSONAL SERVICES

Table with 5 columns: Description, 1955 actual, 1956 estimate, 1957 estimate. Lists departmental and general schedule grades.

DETAIL OF PERSONAL SERVICES—continued

Table with 5 columns: Description, 1955 actual, 1956 estimate, 1957 estimate. Continues from the previous table with departmental services.

SAINT LAWRENCE SEAWAY DEVELOPMENT CORPORATION

Saint Lawrence Seaway Development Corporation

DETAIL OF PERSONAL SERVICES

Table with 5 columns: Description, 1955 actual, 1956 estimate, 1957 estimate. Lists departmental and general schedule grades.







DETAIL OF PERSONAL SERVICES—continued

Table with 4 columns: 1955 actual, 1956 estimate, 1957 estimate, and detailed job titles. Includes sections for Field-Continued, TVA-7, TVA-6, and TVA-5.

DETAIL OF PERSONAL SERVICES—continued

Table with 4 columns: 1955 actual, 1956 estimate, 1957 estimate, and detailed job titles. Includes sections for Field-Continued, TVA-10, TVA-8, TVA-7, and TVA-11.

REVOLVING AND MANAGEMENT FUNDS—Continued

PUBLIC ENTERPRISE FUNDS—Continued

TENNESSEE VALLEY AUTHORITY—Continued

Tennessee Valley Authority Fund—Continued

DETAIL OF PERSONAL SERVICES—continued

Table with 4 main columns: Description, 1955 actual, 1956 estimate, 1957 estimate. Includes sub-columns for Num-ber and Total salary. Rows include Field-Continued, Grades established by the Board of directors, TVA-7, TVA-6, TVA-5, TVA-4, TVA-3, TVA-2, TVA-1, Ungraded positions, and Total permanent, field.

DETAIL OF PERSONAL SERVICES—continued

Table with 4 columns: Description, 1955 actual, 1956 estimate, 1957 estimate. Rows include Field-Continued, Positions other than permanent, Temporary employment, Part-time employment, Intermittent employment, Regular pay above 52-week base, Payment above basic rates, Overtime and holiday pay, Nightwork differential, Excess of annual leave earned over leave taken, 01 Personal services.

VETERANS ADMINISTRATION

Canteen Service, Revolving Fund, Veterans Administration

DETAIL OF PERSONAL SERVICES

Table with 4 main columns: Description, 1955 actual, 1956 estimate, 1957 estimate. Includes sub-columns for Num-ber and Total salary. Rows include Departmental: General schedule grades, Director of canteens, Director of canteens - Chief of division, Chief of section, Procurement representative, Auditor, Business specialist, Net permanent, departmental (average number, net salary), Regular pay above 52-week base, Payment above basic rates: Overtime and holiday pay, Excess of annual leave earned over annual leave taken, All personal services, departmental, Field: General schedule grades, Field director, Assistant field director, Assistant field director - Chief of branch, Business specialist, Accountant, Business specialist, Accountant, Net permanent, field.



DETAIL OF PERSONAL SERVICES—continued

	1955 actual		1956 estimate		1957 estimate	
	Num-ber	Total salary	Num-ber	Total salary	Num-ber	Total salary
Field—Continued						
Deduct lapses.....	6	\$24,690	3	\$8,755		
Add net increase due to change in pay scales for part of year.....		18,431				
Net permanent, field.....	2,201	5,251,167	2,209	5,938,079	2,208	\$6,176,244
Positions other than permanent: Inter-mittent employment.....		382,871		385,000		385,000
Regular pay above 52-week base.....		3,071		3,281		
Payment above basic rates: Overtime and holiday pay.....		479,121		179,134		73,865
Excess of annual leave earned over annual leave taken.....		27,678				
All personal services, field.....	6,143,908		6,505,494		6,635,049	
01 Personal services.....	6,351,284		6,719,159		6,868,144	

DETAIL OF PERSONAL SERVICES—continued

	1955 actual		1956 estimate		1957 estimate	
	Num-ber	Total salary	Num-ber	Total salary	Num-ber	Total salary
Field—Continued						
Ungraded positions at hourly rates: Equivalent to \$5,440 or above:						
General trade craftsman.....	1	\$6,510	1	\$6,510	1	\$6,510
Medical equipment repairman.....	10	58,069	10	58,069	10	58,069
Equivalent to less than \$5,440.....	53	251,196	56	265,440	56	265,440
Total permanent, field.....	90	417,225	97	453,004	97	453,004
Deduct lapses.....	7.7	34,950	7	31,900	7	30,568
Add net increase due to changes in pay scales for part of year.....		2,165				
Net permanent, field (average num-ber, net salary).....	82.3	384,440	90	421,104	90	422,436
Regular pay above 52-week base.....		1,447		1,582		
Excess of annual leave taken over leave earned.....		-1,094		-916		-666
All personal service, field.....	384,793		421,770		421,770	
01 Personal services.....	384,793		421,770		421,770	

INTRAGOVERNMENTAL FUNDS

VETERANS ADMINISTRATION

Supply Fund, Veterans Administration

DETAIL OF PERSONAL SERVICES

	1955 actual		1956 estimate		1957 estimate	
	Num-ber	Total salary	Num-ber	Total salary	Num-ber	Total salary
Field:						
General schedule grades:						
GS-11. Range \$6,390 to \$7,465:						
Chief, Service and Reclamation Di- vision.....	3	\$19,820	3	\$21,320	3	\$21,320
Chief, Books and Periodicals Di- vision.....	1	6,740	1	7,250	1	7,250
GS-9. Range \$5,440 to \$6,250:						
Supervisor-cataloger.....	1	5,810	1	6,250	1	6,250
GS-8. Range \$4,970 to \$5,780.....	1	4,745	1	5,105	1	5,105
GS-5. Range \$3,670 to \$4,480.....	3	11,480	2	8,195	2	8,195
GS-4. Range \$3,415 to \$3,925.....	9	29,055	14	49,255	14	49,255
GS-3. Range \$3,175 to \$3,685.....	7	21,050	7	22,650	7	22,650
GS-2. Range \$2,960 to \$3,470.....	1	2,750	1	2,960	1	2,960

Advances and Reimbursements, Veterans Administration

DETAIL OF PERSONAL SERVICES

	1955 actual		1956 estimate		1957 estimate	
	Num-ber	Total salary	Num-ber	Total salary	Num-ber	Total salary
Field:						
General schedule grades:						
GS-12. Range \$7,570 to \$8,645:						
Administrative officer.....	3	\$22,320	4	\$31,785	2	\$16,645
GS-8. Range \$4,970 to \$5,780.....	5	24,975	7	36,815	3	16,935
GS-7. Range \$4,525 to \$5,335.....	12	54,960	15	72,735	10	50,110
GS-5. Range \$3,670 to \$4,480.....	5	18,925	7	27,715	3	13,035
GS-3. Range \$3,175 to \$3,685.....	2	6,300	3	9,950	2	6,775
Ungraded positions at hourly rates equivalent to less than \$5,440.....	21	79,879	17	74,500	22	90,400
Total permanent, field.....	48	207,359	53	253,500	42	193,900
Add net increase due to change in pay scales for part of year.....		4,773				
Net permanent, field (average num-ber, net salary).....	48	212,132	53	253,500	42	193,900
Regular pay above 52-week base.....		816		975		
01 Personal services.....	212,948		254,475		193,900	





CURRENT AUTHORIZATIONS—Continued

REAL PROPERTY ACTIVITIES—Continued

Repair, Improvement, and Equipment of Federally Owned Buildings Outside the District of Columbia, General Services Administration—Continued

DETAIL OF PERSONAL SERVICES—continued

Table with columns: 1955 actual, 1956 estimate, 1957 estimate. Rows include Departmental-Continued, General schedule grades, Total permanent, departmental, Deduct lapses, Add net increase due to changes in pay scales for part of year, Net permanent, departmental (average number, net salary), Regular pay above 52-week base, and 01 Personal services.

Sites and Planning, Purchase Contract, and Public Buildings Projects, General Services Administration

DETAIL OF PERSONAL SERVICES

Table with columns: 1955 actual, 1956 estimate, 1957 estimate. Rows include Departmental, General schedule grades, Total permanent, departmental, Deduct lapses, Add net increase due to changes in pay scales for part of year, Net permanent, departmental (average number, net salary), Positions other than permanent; Temporary employment, Regular pay above 52-week base, All personal services, departmental, Field, General schedule grades, Deduct lapses, Add net increase due to changes in pay scales for part of year, Net permanent, field (average number, net salary), Regular pay above 52-week base, All personal services, field, and 01 Personal services.

Miscellaneous

Miscellaneous Accounts, Real Property Activities

DETAIL OF PERSONAL SERVICES

Table with columns: 1955 actual, 1956 estimate, 1957 estimate. Rows include Field, General schedule grades, Deduct lapses, Add net increase due to changes in pay scales for part of year, and 01 Personal services.

PERSONAL PROPERTY ACTIVITIES

Operating Expenses, Federal Supply Service, General Services Administration

DETAIL OF PERSONAL SERVICES

Table with columns: 1955 actual, 1956 estimate, 1957 estimate. Rows include Departmental, Special positions at rates equal to or in excess of \$14,800, Commissioner of Federal supply, General schedule grades, GS-16, Range \$12,900 to \$13,760, Deputy commissioner of Federal supply, GS-15, Range \$11,610 to \$12,690, Administrative officer, Director, motor vehicles, Director, personal property utilization, Director, standards, Director, supply management, GS-14, Range \$10,320 to \$11,395, Chief, cataloging, Chief, disposal, Chief, property utilization, Chief, specifications, Deputy director, agency liaison branch, Deputy director, motor vehicles, Deputy director, personal property utilization, Deputy director, standards, Deputy director, survey and management standards, GS-13, Range \$8,990 to \$10,065, Inspection coordinator, Motor pool specialist, Procurement specialist, Specifications specialist, Supply cataloging specialist, Supply management specialist, Utilization specialist, GS-12, Range \$7,570 to \$8,645, Disposal officer, Inspection coordinator, Motor pool specialist, Procurement specialist, Specifications specialist, Supply cataloger, Supply management specialist, Utilization officer, GS-11, Range \$6,390 to \$7,465, Inspection assistant, Purchasing officer, Specifications specialist, Supply cataloger, Supply management specialist, Utilization officer, GS-9, Range \$5,440 to \$6,250, Administrative assistant, Project analyst, Purchasing officer, Specifications specialist, Supply cataloger, GS-7, Range \$4,525 to \$5,335, GS-6, Range \$4,080 to \$4,890, GS-5, Range \$3,670 to \$4,480, GS-4, Range \$3,415 to \$3,925, GS-3, Range \$3,175 to \$3,685, GS-2, Range \$2,960 to \$3,470, Total permanent, departmental, Deduct lapses, Add net increase due to changes in pay scales for part of year, Net permanent, departmental (average number, net salary), Positions other than permanent: Temporary employment, Intermittent employment, Regular pay above 52-week base, Payment above basic rates: Overtime and holiday pay, Other payments for personal services: Payments to other agencies for reimbursable details, All personal services, departmental, Field, General schedule grades, GS-15, Range \$11,610 to \$12,690, Deputy regional director, GS-13, Range \$5,990 to \$10,065, Administrative officer, Chief, motor equipment division, Chief, property utilization, Chief, purchasing.





DETAIL OF PERSONAL SERVICES—continued

Table with 6 columns: Departmental-Continued, 1955 actual (Number, Total salary), 1956 estimate (Number, Total salary), 1957 estimate (Number, Total salary). Rows include various grades and positions like General schedule grades, Freight traffic officer, etc.

DETAIL OF PERSONAL SERVICES—continued

Table with 6 columns: Departmental-Continued, 1955 actual (Number, Total salary), 1956 estimate (Number, Total salary), 1957 estimate (Number, Total salary). Rows include various grades and positions like Deputy director, storage operations, Inspector, etc.

STOCKPILING ACTIVITIES

Strategic and Critical Materials, General Services Administration

DETAIL OF PERSONAL SERVICES

Table with 5 columns: Departmental, 1955 actual (Num-ber, Total salary), 1956 estimate (Num-ber, Total salary), 1957 estimate (Num-ber, Total salary). Rows include Commissioneer, Coordinator of sales, Director, etc.

CURRENT AUTHORIZATIONS—Continued

STOCKPILING ACTIVITIES—Continued

Strategic and Critical Materials, General Services Administration—Continued

DETAIL OF PERSONAL SERVICES—continued

	1955 actual		1956 estimate		1957 estimate	
	Num-ber	Total salary	Num-ber	Total salary	Num-ber	Total salary
Field—Continued						
Add net increase due to changes in pay scales for part of year		\$22,913				
Net permanent, field (average number, net salary):						
United States and possessions	244.6		272.2	\$1,288,200	266.4	\$1,282,000
Foreign countries: United States rates	3.5	22,097				
Positions other than permanent: Temporary employment		3,177		7,125		4,500
Regular pay above 52-week base		4,577		5,025		
Payment above basic rates:						
Overtime and holiday pay		8,948		8,500		
Nightwork differential		670		550		
Living and quarters allowance		3,360				
All personal services, field	1,166.6		1,309.4		1,286.6	
01 Personal services		2,128,154		2,374,300		2,282,800
Additional personal services financed through allocated working funds are included in the consolidated schedules of the employing agencies as follows:						
"Procurement and production, Army"		1,328,129				
"Maintenance and operations, Air Force"		462,910				
"Service-wide supply and finance, Navy"		419,881				

GENERAL ACTIVITIES

Salaries and Expenses, Office of Administrator, General Services Administration

DETAIL OF PERSONAL SERVICES

	1955 actual		1956 estimate		1957 estimate	
	Num-ber	Total salary	Num-ber	Total salary	Num-ber	Total salary
Departmental:						
Special positions at rates equal to or in excess of \$14,800:						
Administrator	1	\$17,500	1	\$17,500	1	\$17,500
Deputy administrator					1	15,000

DETAIL OF PERSONAL SERVICES—continued

	1955 actual		1956 estimate		1957 estimate	
	Num-ber	Total salary	Num-ber	Total salary	Num-ber	Total salary
Departmental—Continued						
General schedule grades:						
GS-18. Range \$14,800:						
Assistant administrator	1	\$14,800	1	\$14,800	1	\$14,800
GS-15. Range \$11,610 to \$12,690:						
Member, board of review	3	34,350	3	37,475	3	37,475
Special assistant to administrator	1	11,300	1	12,420	1	12,420
GS-14. Range \$10,320 to \$11,395:						
Administrative officer	1	10,600				
GS-12. Range \$7,570 to \$8,645:						
Administrative officer	2	14,480	2	15,785	2	16,000
GS-11. Range \$6,390 to \$7,465:						
Administrative officer			1	6,390	1	6,390
GS-9. Range \$5,440 to \$6,250:						
Administrative assistant	1	5,060			1	5,440
Confidential assistant	1	5,310	1	5,845	1	5,980
GS-7. Range \$4,525 to \$5,335	4	19,445	4	20,125	4	18,910
GS-5. Range \$3,670 to \$4,480	3	12,480	3	13,170	3	12,495
GS-4. Range \$3,415 to \$3,925	2	7,310	2	7,850	2	7,850
GS-3. Range \$3,175 to \$3,685			2	7,200	2	7,285
GS-2. Range \$2,960 to \$3,470	1	3,310	1	3,555	1	3,555
GS-1. Range \$2,690 to \$3,200	1	3,060	1	3,285	1	3,285
Total permanent, departmental	22	159,005	23	165,400	25	184,385
Deduct lapses	1.4	8,646	0.1	536		840
Add net increase due to changes in pay scales for part of year		2,884				
Net permanent, departmental (average number, net salary)	20.6	153,243	22.9	164,864	25	183,545
Positions other than permanent: Temporary employment		309		1,400		
Regular pay above 52-week base		612		636		
Payment above basic rates: Overtime and holiday pay		2,497		3,100		2,455
All personal services, departmental		156,661		170,000		186,000
Field:						
General schedule grades:						
GS-15. Range \$11,610 to \$12,690:						
Regional director	10	117,900	10	127,005	10	127,545
GS-9. Range \$5,440 to \$6,250:						
Administrative assistant	1	5,435	1	5,440	1	5,575
GS-7. Range \$4,525 to \$5,335	8	38,140	7	36,535	7	36,805
GS-6. Range \$4,080 to \$4,890	2	8,905	2	9,780	2	9,780
Total permanent, field	21	170,440	20	178,760	20	179,705
Deduct lapses	0.5	4,129		348		905
Add net increase due to changes in pay scales for part of year		4,064				
Net permanent, field (average number, net salary)	20.5	170,375	20	178,412	20	178,800
Regular pay above 52-week base		656		688		
All personal services, field		171,031		179,100		178,800
01 Personal services		327,692		349,100		364,800

REVOLVING AND MANAGEMENT FUNDS

PUBLIC ENTERPRISE FUNDS

STOCKPILING ACTIVITIES

ABACA FIBER PROGRAM

Administrative Expenses, Abaca Fiber Program

DETAIL OF PERSONAL SERVICES

	1955 actual		1956 estimate		1957 estimate	
	Num-ber	Total salary	Num-ber	Total salary	Num-ber	Total salary
Departmental:						
General schedule grades:						
GS-15. Range \$11,610 to \$12,690:						
Production specialist	1	\$11,300	1	\$12,420	1	\$12,420
GS-14. Range \$10,320 to \$11,395:						
Production specialist	1	10,600	1	11,395	1	11,395
GS-13. Range \$8,990 to \$10,065:						
Production specialist	1	8,790	1	9,420	1	9,635
GS-6. Range \$4,080 to \$4,890	1	4,295	1	4,755	1	4,890
GS-5. Range \$3,670 to \$4,480	1	4,160	1	4,480	1	4,480
Total permanent, departmental	5	39,115	5	42,470	5	42,820
Deduct lapses		224				350
Add net increase due to changes in pay scales for part of year		897				
Net permanent, departmental (average number, net salary)	5	39,788	5	42,470	5	42,470

DETAIL OF PERSONAL SERVICES—continued

	1955 actual		1956 estimate		1957 estimate	
	Num-ber	Total salary	Num-ber	Total salary	Num-ber	Total salary
Departmental—Continued						
Regular pay above 52-week base		\$162		\$163		
All personal services, departmental		39,950		42,633		\$42,470
Field:						
General schedule grades:						
GS-14. Range \$10,320 to \$11,395:						
Research agronomist	1	9,800	1	10,750	1	10,965
Deduct lapses						107
Add net increase due to changes in pay scales for part of year		223				
Net permanent, field (average number, net salary): Foreign countries: United States rates	1	10,023	1	10,750	1	10,858
Regular pay above 52-week base		41		41		
Payment above basic rates:						
Living and quarters allowance		1,000		1,000		1,000
Additional pay for services abroad		2,506		2,688		2,715
All personal services, field		13,570		14,479		14,573
01 Personal services		53,520		57,112		57,043



INTRAGOVERNMENTAL FUNDS

REAL PROPERTY ACTIVITIES

Buildings Management Fund, General Services Administration

DETAIL OF PERSONAL SERVICES

Table with 6 columns: Departmental/Field, 1955 actual (Num-ber, Total salary), 1956 estimate (Num-ber, Total salary), 1957 estimate (Num-ber, Total salary). Rows include Departmental and Field general schedule grades from GS-15 down to GS-1.

DETAIL OF PERSONAL SERVICES—continued

Table with 6 columns: Field/Departmental, 1955 actual (Num-ber, Total salary), 1956 estimate (Num-ber, Total salary), 1957 estimate (Num-ber, Total salary). Rows include Field-Continued general schedule grades, total permanent field, and 01 Personal services.

Construction Services, Public Buildings, General Services Administration

DETAIL OF PERSONAL SERVICES

Table with 6 columns: Departmental, 1955 actual (Num-ber, Total salary), 1956 estimate (Num-ber, Total salary), 1957 estimate (Num-ber, Total salary). Rows include Departmental general schedule grades from GS-14 down to GS-1.













CURRENT AUTHORIZATIONS—Continued

OFFICE OF THE ADMINISTRATOR—Continued

Salaries and Expenses, Office of the Administrator, Housing and Home Finance Agency—Continued

DETAIL OF PERSONAL SERVICES—continued

Table with 4 columns: 1955 actual, 1956 estimate, 1957 estimate. Rows include various job titles like Regional engineer, Assistant director for urban renewal, etc.

DETAIL OF PERSONAL SERVICES—continued

Table with 6 columns: Field-Continued, 1955 actual (Num-ber, Total salary), 1956 estimate (Num-ber, Total salary), 1957 estimate (Num-ber, Total salary). Rows include General schedule grades, GS-11, GS-9, etc.

REVOLVING AND MANAGEMENT FUNDS

PUBLIC ENTERPRISE FUNDS

OFFICE OF THE ADMINISTRATOR

FEDERAL NATIONAL MORTGAGE ASSOCIATION

Administrative Expenses, Federal National Mortgage Association, Housing and Home Finance Agency

DETAIL OF PERSONAL SERVICES

Table with 4 columns: 1955 actual, 1956 estimate, 1957 estimate. Rows include Departmental, Special positions at rates equal to or in excess of \$13,760, President, etc.

DETAIL OF PERSONAL SERVICES—continued

Table with 6 columns: Departmental-Continued, 1955 actual (Num-ber, Total salary), 1956 estimate (Num-ber, Total salary), 1957 estimate (Num-ber, Total salary). Rows include General schedule grades, GS-13, GS-11, GS-9, etc.



DETAIL OF PERSONAL SERVICES--continued

Table with columns: 1955 actual, 1956 estimate, 1957 estimate. Rows include Departmental-Continued, Field, and various job titles with numerical and salary data.

DETAIL OF PERSONAL SERVICES--continued

Table with columns: 1955 actual, 1956 estimate, 1957 estimate. Rows include Departmental-Continued, General schedule grades, and various job titles with numerical and salary data.

FEDERAL HOUSING ADMINISTRATION

Salaries and Expenses, Federal Housing Administration, Housing and Home Finance Agency

DETAIL OF PERSONAL SERVICES

Table with columns: 1955 actual, 1956 estimate, 1957 estimate. Rows include Departmental, General schedule grades, and various job titles with numerical and salary data.





REVOLVING AND MANAGEMENT FUNDS—Continued

PUBLIC ENTERPRISE FUNDS—Continued

PUBLIC HOUSING ADMINISTRATION—Continued

Consolidated schedule of personal services paid from appropriations and limitations, Public Housing Administration, Housing and Home Finance Agency—Continued

DETAIL OF PERSONAL SERVICES—continued

Table with columns: 1955 actual (Num-ber, Total salary), 1956 estimate (Num-ber, Total salary), 1957 estimate (Num-ber, Total salary). Rows include Departmental-Continued, GS-13, GS-12, GS-11, GS-10.

DETAIL OF PERSONAL SERVICES—continued

Table with columns: 1955 actual (Num-ber, Total salary), 1956 estimate (Num-ber, Total salary), 1957 estimate (Num-ber, Total salary). Rows include Departmental-Continued, Field, GS-15, GS-14, GS-13, GS-12.

DETAIL OF PERSONAL SERVICES—continued

	1955 actual		1956 estimate		1957 estimate	
	Num-ber	Total salary	Num-ber	Total salary	Num-ber	Total salary
Field—Continued						
General schedule grades—Continued						
GS-12. Range \$7,570 to \$8,645—Con.						
Management operations officer	21	\$164,800	21	\$178,119	21	\$178,298
Mechanical engineer	1	7,040	1	7,570	4	30,495
Racial relations officer	4	30,360	4	32,986	4	33,344
Realty officer	15	115,800	13	108,928	10	84,748
Rental and occupancy officer	6	47,610	6	51,565	6	51,906
Site planner	3	23,120	2	17,003	6	47,391
Structural engineer	2	16,280	2	17,505	4	32,645
Utilities officer	4	31,960	4	34,473	5	42,150
GS-11. Range \$6,390 to \$7,465:						
Accountant	11	72,540	11	78,639	11	78,532
Administrative officer	1	6,940	1	7,465	1	7,465
Appraiser	7	45,380	6	41,995	13	84,145
Architect	16	106,840	12	85,961	25	169,837
Architectural engineer	9	63,760	9	68,580	9	68,741
Assistant general housing manager	5	26,760	2	14,930	2	14,930
Attorney	14	93,160	13	93,677	14	98,849
Auditor	10	66,600	10	71,927	10	72,858
Civil engineer	3	19,220	3	20,783	5	33,813
Construction engineer	43	285,886	25	181,843	25	183,830
Cost estimator					5	31,950
Economist	2	12,480	2	13,622	3	20,245
Electrical engineer	1	6,140	1	6,766	4	26,044
General housing manager	9	57,860	1	7,035	1	7,035
General supply officer	5	32,300	5	35,264	5	35,588
Housing manager	2	13,880	2	15,145	2	15,145
Labor relations officer	5	33,700	5	36,358	5	36,626
Maintenance engineer	14	90,760	13	91,850	13	91,205
Maintenance superintendent	9	59,260	9	63,935	8	56,685
Management operations officer	48	314,280	48	340,030	61	420,731
Mechanical engineer					2	12,780
Plans and specifications officer					2	12,780
Realty officer	26	169,640	22	153,964	12	86,928
Rental and occupancy officer	7	46,380	6	42,497	9	62,186
Site planner	1	6,940	1	7,465	4	26,635
Structural engineer	1	6,340	1	6,999	4	26,277
Utilities officer					1	6,390
GS-10. Range \$5,915 to \$6,725:						
Assistant housing manager	3	18,750				
Auditor	21	130,375	21	140,673	21	141,236
General housing manager	14	83,875	6	39,100	3	19,770
Housing manager	5	30,375	3	20,040	2	13,450
Management officer	1	6,250	1	6,725	1	6,725
GS-9. Range \$5,440 to \$6,250:						
Accountant	7	39,920	5	31,115	4	24,865
Administrative assistant	5	27,175	5	29,552	5	30,092
Appraiser	1	5,810	1	6,250	1	6,250
Assistant general housing manager	6	33,860	4	24,460	4	24,460
Attorney	4	23,365	4	25,135	11	63,215
Auditor	39	219,215	39	237,472	44	267,113
Construction engineer	18	102,268	7	43,480	7	43,615
Economist	1	5,435				
General housing manager	16	91,085	10	61,285	8	48,785
General supply assistant	16	90,210	15	91,692	8	49,438

DETAIL OF PERSONAL SERVICES—continued

	1955 actual		1956 estimate		1957 estimate	
	Num-ber	Total salary	Num-ber	Total salary	Num-ber	Total salary
Field—Continued						
General schedule grades—Continued						
GS-9. Range \$5,440 to \$6,250—Con.						
Housing manager	16	\$102,080	13	\$80,680	12	\$74,430
Maintenance engineer	2	11,495	1	6,250	1	6,250
Maintenance superintendent	8	45,360	3	19,020	2	12,770
Management assistant	20	114,825	19	117,841	33	193,989
Personnel officer	1	5,935				
Realty officer	8	44,980	7	41,883	4	25,135
Rental and occupancy assistant	27	150,995	25	150,966	35	207,177
GS-8. Range \$4,970 to \$5,780	27	135,685	19	107,250	17	95,840
GS-7. Range \$4,525 to \$5,335	119	563,850	117	581,302	155	753,047
GS-6. Range \$4,080 to \$4,890	30	133,315	21	101,425	17	80,055
GS-5. Range \$3,670 to \$4,480	136	536,010	90	397,088	84	369,160
GS-4. Range \$3,415 to \$3,925	295	1,050,570	237	911,320	237	905,789
GS-3. Range \$3,175 to \$3,685	358	1,146,455	360	1,223,049	365	1,236,116
GS-2. Range \$2,960 to \$3,470	11	32,570	11	35,010	11	35,010
GS-1. Range \$2,690 to \$3,200	5	14,500	5	15,673	5	15,900
Ungraded positions at hourly rates equivalent to less than \$5,440	1,375	4,561,230	710	2,655,005	611	2,281,175
Total permanent, field	3,180	13,986,105	2,356	12,073,819	2,422	12,745,451
Deduct lapses	465.1	1,929,035	345.6	1,757,354	227.1	1,075,803
Add net increase due to changes in pay scales for part of year		202,939				
Net permanent, field (average number, net salary)	2,714.9	12,260,009	2,010.4	10,316,465	2,194.9	11,669,648
Positions other than permanent		40,706		25,000		20,000
Regular pay above 52-week base		47,860		43,946		
Payment above basic rates:						
Overtime and holiday pay		110,467		62,900		52,900
Additional pay for foreign service		58,859		63,689		84,388
All personal services, field		12,517,901		10,512,000		11,826,936
01 Personal services		16,528,122		14,561,200		15,878,800
Salaries and wages in the foregoing schedule are distributed as follows:						
“Administrative expenses, Public Housing Administration”		8,973,342		9,170,000		10,380,000
“Nonadministrative expense limitation, Public Housing Administration”		1,005,009		1,255,700		2,309,000
“Nonadministrative expenses, revolving fund (liquidating programs), Office of the Administrator, Housing and Home Finance Agency”:						
Subject to limitation		6,501,813		4,129,500		3,189,800
Not subject to limitation		47,958		6,000		





CURRENT AUTHORIZATIONS—Continued

DETAIL OF PERSONAL SERVICES—continued

AGRICULTURAL RESEARCH SERVICE—Continued

Consolidated schedule of personal services paid from funds available to Agricultural Research Service—Continued

DETAIL OF PERSONAL SERVICES—continued

Table with columns: 1955 actual, 1956 estimate, 1957 estimate. Rows include Departmental-Continued, General schedule grades-Continued, GS-11, GS-9, GS-8, GS-7, GS-6, GS-5, GS-4, GS-3, GS-2, GS-1, Ungraded positions, Total permanent, departmental, Deduct, Portion of salaries, Net permanent, departmental, Positions other than permanent, All personal services, departmental, and Field: General schedule grades, GS-15, Biochemist, Branch chief, Veterinarian.

Table with columns: 1955 actual, 1956 estimate, 1957 estimate. Rows include Field-Continued, General schedule grades-Continued, GS-14, GS-13, GS-12, Accountant, Administrative officer, Agricultural economist, Agricultural engineer, Agronomist, Analytical statistician, Animal husbandman, Architect, Assistant branch chief, Bacteriologist, Baking technologist, Biochemist, Botanist, Cereal technologist, Chemical engineer, Chemist, Civil engineer, Cotton technologist, Dairy manufacturing technologist, Drainage engineer, Entomologist, Farm superintendent, Fiber technologist, Field representative, Food specialist, Food technologist, Geneticist, Horticulturist, Household equipment specialist, Hydraulic engineer, Industrial analyst, Immunist, Veterinarian.









CURRENT AUTHORIZATIONS—Continued

FARMER COOPERATIVE SERVICE—Continued

Salaries and Expenses, Farmer Cooperative Service—Continued

DETAIL OF PERSONAL SERVICES—continued

Table with 6 columns: Departmental-Continued, 1955 actual (Num-ber, Total salary), 1956 estimate (Num-ber, Total salary), 1957 estimate (Num-ber, Total salary). Rows include General schedule grades, Deduct lapses, and Personal services.

FOREST SERVICE

Consolidated schedule of personal services paid from funds available to the Forest Service

DETAIL OF PERSONAL SERVICES

Table with 6 columns: FOREST SERVICE, 1955 actual (Num-ber, Total salary), 1956 estimate (Num-ber, Total salary), 1957 estimate (Num-ber, Total salary). Rows include Departmental, GS-16, GS-15, GS-14, GS-13, GS-12, and various job titles like Pathologist, Forester, etc.

DETAIL OF PERSONAL SERVICES—continued

Table with 6 columns: FOREST SERVICE—continued, 1955 actual (Num-ber, Total salary), 1956 estimate (Num-ber, Total salary), 1957 estimate (Num-ber, Total salary). Rows include Departmental-Continued, GS-12, GS-11, GS-9, GS-8, GS-7, GS-6, GS-5, GS-4, GS-3, GS-2, GS-1, and various job titles like Pathologist, Forester, etc.







CURRENT AUTHORIZATIONS—Continued

SOIL CONSERVATION SERVICE—Continued

Consolidated schedule of personal services paid from funds available to the Soil Conservation Service—Continued

DETAIL OF PERSONAL SERVICES—continued

Table with columns: 1955 actual (Num-ber, Total salary), 1956 estimate (Num-ber, Total salary), 1957 estimate (Num-ber, Total salary). Rows include various field positions like General schedule grades, Engineer, hydrologist, etc., and departmental services.

AGRICULTURAL CONSERVATION PROGRAM SERVICE

Agricultural Conservation Programs, Agriculture

DETAIL OF PERSONAL SERVICES

Table with columns: 1955 actual (Num-ber, Total salary), 1956 estimate (Num-ber, Total salary), 1957 estimate (Num-ber, Total salary). Rows include Departmental: General schedule grades, Agriculturalist, Information officer, etc.

AGRICULTURAL MARKETING SERVICE

Marketing Research and Service, Agricultural Marketing Service

DETAIL OF PERSONAL SERVICES

Table with columns: 1955 actual (Num-ber, Total salary), 1956 estimate (Num-ber, Total salary), 1957 estimate (Num-ber, Total salary). Rows include Departmental: General schedule grades, Agriculturalist, Deputy administrator, etc.



DETAIL OF PERSONAL SERVICES—continued

DETAIL OF PERSONAL SERVICES—continued

Table with columns: 1955 actual, 1956 estimate, 1957 estimate, and rows listing various roles like Administrative officer, Agricultural economist, etc., with associated numerical and salary data.

Table with columns: 1955 actual, 1956 estimate, 1957 estimate, and rows listing various roles like Accountant, Administrative assistant, etc., with associated numerical and salary data.

CURRENT AUTHORIZATIONS—Continued

AGRICULTURAL MARKETING SERVICE—Continued

Marketing Research and Service, Agricultural Marketing Service—Continued

DETAIL OF PERSONAL SERVICES—continued

Table with columns for 1955 actual, 1956 estimate, and 1957 estimate, listing various personnel roles and their salaries.

DETAIL OF PERSONAL SERVICES—continued

Table with columns for 1955 actual, 1956 estimate, and 1957 estimate, listing various personnel roles and their salaries.

School Lunch Program, Agricultural Marketing Service

DETAIL OF PERSONAL SERVICES

Table with columns for 1955 actual, 1956 estimate, and 1957 estimate, listing various personnel roles and their salaries.

DETAIL OF PERSONAL SERVICES—continued

Table with 4 columns: 1955 actual (Num-ber, Total salary), 1956 estimate (Num-ber, Total salary), 1957 estimate (Num-ber, Total salary). Rows include Departmental—Continued, Field, and various grade positions like GS-14, GS-13, GS-12, etc.

FOREIGN AGRICULTURAL SERVICE

Salaries and Expenses, Foreign Agricultural Service

DETAIL OF PERSONAL SERVICES

Table with 4 columns: 1955 actual (Num-ber, Total salary), 1956 estimate (Num-ber, Total salary), 1957 estimate (Num-ber, Total salary). Rows include Departmental, Field, and various grade positions like GS-18, GS-16, GS-15, etc.





CURRENT AUTHORIZATIONS—Continued

COMMODITY STABILIZATION SERVICE—Continued

Consolidated schedule of personal services paid from funds available to the Commodity Stabilization Service—Continued

DETAIL OF PERSONAL SERVICES—continued

Table with columns: Field-Continued, 1955 actual (Num-ber, Total salary), 1956 estimate (Num-ber, Total salary), 1957 estimate (Num-ber, Total salary). Rows include General schedule grades, Ungraded positions, Total permanent, field, Deduct lapses, Add net increase due to changes in pay scales, Positions other than permanent, All personal services, field, and Allocation to Agricultural Marketing Service.

DETAIL OF PERSONAL SERVICES—continued

Table with columns: 1955 actual (Num-ber, Total salary), 1956 estimate (Num-ber, Total salary), 1957 estimate (Num-ber, Total salary). Rows include Allocation to Agricultural Marketing Service, Departmental-Continued (General schedule grades, Management analyst, Information specialist, Investigator), Field (General schedule grades, Area supervisor, Agricultural statistician, Assistant area supervisor, Administrative officer, Agricultural technologist, Auditor, Information specialist, Entomologist, Home economist), Deduct lapses, Add net increase due to changes in pay scales, Positions other than permanent, All personal services, field, and Personal services.

FEDERAL CROP INSURANCE CORPORATION

Consolidated schedule of personal services paid from funds available to the Federal Crop Insurance Corporation

DETAIL OF PERSONAL SERVICES

Table with columns: 1955 actual, 1956 estimate, 1957 estimate. Rows include: FEDERAL CROP INSURANCE CORPORATION, Departmental, General schedule grades (GS-16 to GS-1), and Field (GS-14 to GS-2).

DETAIL OF PERSONAL SERVICES—continued

Table with columns: 1955 actual, 1956 estimate, 1957 estimate. Rows include: FEDERAL CROP INSURANCE CORPORATION—continued, Field—Continued, ALLOCATION TO AGRICULTURAL MARKETING SERVICE, and 01 Personal services, Agricultural Marketing Service.

RURAL ELECTRIFICATION ADMINISTRATION

Salaries and Expenses, Rural Electrification Administration

Table with columns: 1955 actual, 1956 estimate, 1957 estimate. Rows include: Departmental: Special positions at rates equal to or in excess of \$13,975; General schedule grades (GS-17 to GS-14); and Program analyst.





DETAIL OF PERSONAL SERVICES—continued

Table showing personal services for 1955 actual, 1956 estimate, and 1957 estimate, categorized by Departmental and Field with various grade ranges.

DETAIL OF PERSONAL SERVICES—continued

Table showing personal services for 1955 actual, 1956 estimate, and 1957 estimate, categorized by Field-Continued with various grade ranges.

OFFICE OF THE GENERAL COUNSEL

Salaries and Expenses, Office of the General Counsel, Agriculture

DETAIL OF PERSONAL SERVICES

Table showing personal services for 1955 actual, 1956 estimate, and 1957 estimate, categorized by Departmental and Field with various grade ranges.

CURRENT AUTHORIZATIONS—Continued

OFFICE OF THE GENERAL COUNSEL—Con.

Salaries and Expenses, Office of the General Counsel, Agriculture—Continued

DETAIL OF PERSONAL SERVICES—continued

Table with columns for 1955 actual, 1956 estimate, and 1957 estimate, categorized by Departmental-Continued and Field-Continued.

DETAIL OF PERSONAL SERVICES—continued

Departmental—Continued

Table with columns for 1955 actual, 1956 estimate, and 1957 estimate, detailing personal services for various departments and positions.

OFFICE OF THE SECRETARY

Salaries and Expenses, Office of the Secretary of Agriculture

DETAIL OF PERSONAL SERVICES

Table with columns for 1955 actual, 1956 estimate, and 1957 estimate, detailing personal services for the Office of the Secretary of Agriculture.





DETAIL OF PERSONAL SERVICES—continued

Table with columns: Field, 1955 actual, 1956 estimate, 1957 estimate. Rows include general schedule grades (GS-14 to GS-9) and their associated salaries.

DETAIL OF PERSONAL SERVICES—continued

Table with columns: Field-Continued, 1955 actual, 1956 estimate, 1957 estimate. Rows include general schedule grades, deduct lapses, add net increase, and net permanent field salaries.

REVOLVING AND MANAGEMENT FUNDS

PUBLIC ENTERPRISE FUNDS

FARMERS' HOME ADMINISTRATION

Disaster Loans, Etc., Revolving Fund, Department of Agriculture

DETAIL OF PERSONAL SERVICES

Table with columns: Departmental, Field, 1955 actual, 1956 estimate, 1957 estimate. Rows include departmental and field personal services details for the revolving fund.

DETAIL OF PERSONAL SERVICES—continued

Table with columns: Field-Continued, Add, Net increase, Net permanent field, Positions other than permanent, Regular pay, All personal services, field. Rows include various financial and service adjustments.

INTRAGOVERNMENTAL FUNDS

AGRICULTURAL MARKETING SERVICE

Advances and Reimbursements, Agricultural Marketing Service

DETAIL OF PERSONAL SERVICES

Table with columns: Departmental, Field, 1955 actual, 1956 estimate, 1957 estimate. Rows include departmental and field personal services details for the agricultural marketing service.

REVOLVING AND MANAGEMENT FUNDS—Continued

**INTRAGOVERNMENTAL FUNDS—Continued**

**AGRICULTURAL MARKETING SERVICE—Continued**

*Advances and Reimbursements, Agricultural Marketing Service—Con.*

DETAIL OF PERSONAL SERVICES—continued

	1955 actual		1956 estimate		1957 estimate	
	Num-ber	Total salary	Num-ber	Total salary	Num-ber	Total salary
<b>Field:</b>						
General schedule grades:						
GS-13. Range \$8,990 to \$10,065:						
Agricultural statistician.....	1	\$9,160				
GS-9. Range \$5,440 to \$6,250:						
Market reporter.....	1	5,935	1	\$6,355	1	\$6,385
GS-7. Range \$4,525 to \$5,335.....	1	4,830	1	4,525	1	4,660
GS-4. Range \$3,415 to \$3,925.....	1	3,335				
GS-3. Range \$3,175 to \$3,685.....			1	3,345	1	3,430
Total permanent, field.....	4	23,260	3	14,255	3	14,475
<b>Deduct—</b>						
Lapses.....	0.5	1,718				
Portion of salaries shown above paid from other accounts.....	0.2	1,800				
<b>Add—</b>						
Portion of salaries carried in other position schedules paid from this account.....	80.4	400,505	63.5	357,772	63.5	358,950
Net increase due to changes in pay scales for part of year.....		5,487				
Net permanent, field (average number, net salary).....	83.7	425,734	66.5	372,027	66.5	373,425
Regular pay above 52-week base.....		435		303		
All personal services, field.....		426,169		372,330		373,425
01 Personal services.....		484,361		412,135		413,100

**FOREIGN AGRICULTURAL SERVICE**

*Advances and Reimbursements, Foreign Agricultural Service*

DETAIL OF PERSONAL SERVICES

	1955 actual		1956 estimate		1957 estimate	
	Num-ber	Total salary	Num-ber	Total salary	Num-ber	Total salary
<b>Departmental:</b>						
General schedule grades:						
GS-14. Range \$10,320 to \$11,395:						
Agricultural economist.....	1	\$10,200				
Deputy director.....			1	\$11,150	1	\$11,150
GS-13. Range \$8,990 to \$10,065:						
Agricultural economist.....	2	17,720	1	10,065	1	10,065
GS-12. Range \$7,570 to \$8,645:						
Administrative officer.....			1	7,570	1	7,570
Agricultural economist.....	3	21,920	1	8,000	1	8,000
Agriculturist.....			1	7,570	1	7,570
International trade economist.....			1	8,430	1	8,430
GS-11. Range \$6,390 to \$7,465:						
Information and editorial specialist.....	1	6,340	1	7,035	1	7,035
GS-9. Range \$5,440 to \$6,250:						
Agricultural economist.....	2	11,370	2	12,500	2	12,500
Geographer.....	1	5,435	1	5,980	1	5,980
International trade economist.....	1	5,060	1	5,575	1	5,575
GS-7. Range \$4,525 to \$5,335.....	1	4,830	1	4,930	1	4,930
GS-6. Range \$4,080 to \$4,890.....	1	4,295	1	4,080	1	4,080
GS-5. Range \$3,670 to \$4,480.....	3	12,355	3	13,305	3	13,305
GS-4. Range \$3,415 to \$3,925.....	4	13,980	4	15,275	4	15,275
GS-3. Range \$3,175 to \$3,685.....	1	3,430	1	3,685	1	3,685
Total permanent, departmental.....	21	116,935	21	125,180	21	125,180
<b>Deduct—</b>						
Lapses.....	4.6	27,399	4.6	28,116	4.6	27,926
Portion of salaries shown above paid from other accounts.....	4.2	26,155	4.1	25,001	4.1	25,001
<b>Add—</b>						
Portion of salaries carried in other position schedules paid from other accounts.....	2.2	11,840	2.2	12,012	2.2	12,012
Net increase due to changes in pay scales for part of year.....		1,979				
Net permanent, departmental (average number, net salary).....	14.4	77,200	14.5	84,075	14.5	84,265
Positions other than permanent:						
Temporary employment.....		2,289		2,515		2,515
Part-time employment.....		3,325		3,520		3,520
Regular pay above 52-week base.....		170		190		
01 Personal services.....		82,984		90,300		90,300

**FARMERS' HOME ADMINISTRATION**

*Advances and Reimbursements, Farmers' Home Administration*

DETAIL OF PERSONAL SERVICES

	1955 actual		1956 estimate		1957 estimate	
	Num-ber	Total salary	Num-ber	Total salary	Num-ber	Total salary
<b>Departmental:</b>						
General schedule grades:						
GS-11. Range \$6,390 to \$7,465:						
Budget officer.....	1	\$6,940	1	\$7,465	1	\$7,465
Production loan officer.....	1	6,940	1	7,680	1	7,680
GS-5. Range \$3,670 to \$4,480.....	1	4,285	1	4,615	1	4,615
GS-4. Range \$3,415 to \$3,925.....	1	3,655	1	3,925	1	3,925
Total permanent, departmental.....	4	21,820	4	23,685	4	23,685
Add net increase due to changes in pay scales for part of year.....		496				
Net permanent, departmental (average number, net salary).....	4	22,316	4	23,685	4	23,685
Regular pay above 52-week base.....		96		90		
All personal services, departmental.....		22,412		23,775		23,685
<b>Field:</b>						
General schedule grades:						
GS-14. Range \$10,320 to \$11,395:						
Field representative.....	1	10,800				
GS-4. Range \$3,415 to \$3,925.....	5	18,195	5	19,710	5	19,880
GS-3. Range \$3,175 to \$3,685.....	5	16,910	5	18,255	5	18,340
GS-2. Range \$2,960 to \$3,470.....	1	2,750	1	2,960	1	3,045
Total permanent, field.....	12	48,655	11	40,925	11	41,265
<b>Deduct—</b>						
Lapses.....	1.9	6,023	0.5	2,200	0.5	2,200
Portion of salaries shown above paid from other accounts.....	0.4	4,696				
<b>Add—</b>						
Portion of salaries carried in other position schedules paid from this account.....	0.2	1,057	1.2	7,000	1.2	7,000
Net increase due to changes in pay scales for part of year.....		1,036				
Net permanent, field (average number, net salary).....	9.9	40,029	11.7	45,725	11.7	46,065
Regular pay above 52-week base.....		195		155		
Payment above basic rates:						
Overtime and holiday pay.....		2,277		1,000		
Nightwork differential.....		2				
All personal services, field.....		42,503		46,880		46,065
01 Personal services.....		64,915		70,655		69,750

**LIBRARY**

*Advances and Reimbursements, Library, Department of Agriculture*

DETAIL OF PERSONAL SERVICES

	1955 actual		1956 estimate		1957 estimate	
	Num-ber	Total salary	Num-ber	Total salary	Num-ber	Total salary
<b>Departmental:</b>						
General schedule grades:						
GS-9. Range \$5,440 to \$6,250:						
Librarian.....	2	\$11,245	3	\$17,670	1	\$6,250
GS-7. Range \$4,525 to \$5,335.....	4	18,945	4	19,720	1	5,335
GS-5. Range \$3,670 to \$4,480.....	1	3,410				
GS-4. Range \$3,415 to \$3,925.....	2	7,150	3	11,265	3	11,435
GS-3. Range \$3,175 to \$3,685.....	8	25,280	7	24,010	3	10,970
GS-2. Range \$2,960 to \$3,470.....	2	5,980	2	6,430	2	6,245
Total permanent, departmental.....	19	72,010	19	79,095	10	40,235
<b>Deduct lapses.....</b>	1.5	4,965	0.7	1,974	1	2,940
Add net increase due to changes in pay scales for part of year.....		1,542				
Net permanent, departmental (average number, net salary).....	17.5	68,587	18.3	77,121	9	37,295
Regular pay above 52-week base.....		275		286		
Payment above basic rates: Overtime and holiday pay.....		998				
All personal services, departmental.....		69,860		77,407		37,295
<b>Field:</b>						
General schedule grades:						
GS-5. Range \$3,670 to \$4,480 (total permanent, field).....	1	3,410	1	3,670	1	3,805

DETAIL OF PERSONAL SERVICES—continued

	1955 actual		1956 estimate		1957 estimate	
	Num-ber	Total salary	Num-ber	Total salary	Num-ber	Total salary
Field—Continued						
Deduct lapses.....	0.1	\$323		\$91		
Add net increase due to changes in pay scales for part of year.....		66				
Net permanent, field (average number, net salary).....	0.9	3,153	1	3,579	1	\$3,805
Regular pay above 52-week base.....		11		14		
All personal services, field.....		3,164		3,593		3,805
01 Personal services.....		73,024		\$1,000		41,100

OFFICE OF THE SECRETARY

Working Capital Fund, Department of Agriculture

DETAIL OF PERSONAL SERVICES

	1955 actual		1956 estimate		1957 estimate	
	Num-ber	Total salary	Num-ber	Total salary	Num-ber	Total salary
Departmental:						
General schedule grades:						
GS-13. Range \$8,990 to \$10,065:						
Chief of division.....	1	\$8,560	1	\$9,420	1	\$9,420
Chief of planning and research.....	1	8,560	1	9,424	1	9,420
Chief of production.....	1	8,560	1	9,420	1	9,420
GS-12. Range \$7,570 to \$8,645:						
Assistant chief of division.....	1	7,440	1	8,000	1	8,215
Chief of design.....			1	7,570	1	7,570
Chief editor.....	1	7,440	1	8,000	1	8,215
Chief, motion picture laboratory.....			1	7,570	1	7,570
Chief of photographic services.....			1	7,570	1	7,570
Chief of sound.....	1	7,840	1	8,645	1	8,645
Director of photography.....	5	36,000	5	39,785	5	40,430
Information specialist.....	1	8,040	1	8,645	1	8,645
GS-11. Range \$6,390 to \$7,465:						
Assistant director of photography.....	1	6,140	3	19,815	3	20,245
Chief, motion picture laboratory.....	1	6,140				
Chief of section.....	1	6,540	1	7,035	1	7,035
Chief of still-photo laboratory.....	1	6,540				
Fiscal officer.....	1	6,140	1	6,605	1	6,820
Motion picture editor.....	1	6,340	1	6,820	1	7,035
Motion picture sound engineer.....	1	5,940	1	6,390	1	6,605
Reproduction specialist.....	1	6,340	1	6,820	1	6,820
Visual information specialist.....	5	32,500	5	35,175	5	35,390
GS-10. Range \$5,915 to \$6,725:						
Assistant chief of laboratory.....	1	5,750	1	6,320	1	6,455
GS-9. Range \$5,440 to \$6,250:						
Administrative assistant.....	2	11,370	2	12,365	2	12,500
Motion picture cameraman.....	4	22,740	3	17,265	3	17,535
Motion picture production specialist.....	1	5,060	1	5,575	1	5,710
Photographer.....	3	16,680	3	17,265	3	17,535
Technical animator.....	1	5,810	1	6,250	1	6,385
Visual information specialist.....	3	16,055	2	11,420	2	11,690
GS-8. Range \$4,970 to \$5,780:						
GS-7. Range \$4,525 to \$5,335:	27	127,035	25	128,920	25	130,405
GS-6. Range \$4,080 to \$4,890:	6	26,020	5	23,235	5	23,640
GS-5. Range \$3,670 to \$4,480:	23	93,825	23	98,860	23	100,075
GS-4. Range \$3,415 to \$3,925:	28	98,500	22	84,310	22	85,075
GS-3. Range \$3,175 to \$3,685:	21	69,550	20	72,000	20	72,510
GS-2. Range \$2,960 to \$3,470:	14	43,700	16	53,055	16	53,055
GS-1. Range \$2,690 to \$3,200:	9	26,204	8	25,855	8	26,025

DETAIL OF PERSONAL SERVICES—continued

	1955 actual		1956 estimate		1957 estimate	
	Num-ber	Total salary	Num-ber	Total salary	Num-ber	Total salary
Departmental—Continued						
Ungraded positions at hourly rates:						
Equivalent to \$5,440 or above:						
Assistant plant foreman.....	3	\$17,658	3	\$17,658	3	\$18,534
Mechanic-machinist.....	1	5,803	1	5,803	1	5,803
Plant foreman.....	1	5,935	1	6,594	1	6,594
Supervisory bindery worker.....	1	5,616	1	5,616	1	5,616
Supervisory offset pressman.....	1	5,616	1	5,616	1	5,616
Supervisory photographer.....	1	6,032	1	6,032	1	6,032
Equivalent to less than \$5,440.....	84	291,451	87	303,871	87	304,643
Total permanent, departmental.....	261	1,086,840	256	1,132,370	256	1,142,283
Deduct—						
Lapses.....	9	35,995	4.7	18,712	5.5	23,182
Portion of salaries shown above paid from other accounts.....	0.6	2,171				
Add—						
Portion of salaries carried in other position schedules paid from this account.....	2.8	17,607	4.7	25,249	4.8	27,581
Net increase due to changes in pay scales for part of year.....		18,611				
Net permanent departmental (average number, net salary).....	254.2	1,084,892	256	1,138,907	255.3	1,146,682
Positions other than permanent: Temporary employment.....		2,355				
Regular pay above 52-week base.....		3,886		4,359		
Payment above basic rates:						
Overtime and holiday pay.....		27,543		18,000		18,000
Nightwork differential.....		1,633		2,000		2,000
Excess of annual leave earned over annual leave taken.....		7,034				
01 Personal services.....		1,127,343		1,163,266		1,166,682

Advances and Reimbursements, Office of the Secretary of Agriculture

DETAIL OF PERSONAL SERVICES

	1955 actual		1956 estimate		1957 estimate	
	Num-ber	Total salary	Num-ber	Total salary	Num-ber	Total salary
Departmental:						
General schedule grades:						
GS-12. Range \$7,570 to \$8,645:						
Investigator.....	2	\$15,880	2	\$17,292		
GS-11. Range \$6,390 to \$7,465:						
Investigator.....	4	27,360	2	13,640		
GS-9. Range \$5,440 to \$6,250:						
Investigator.....	4	22,115				
GS-4. Range \$3,415 to \$3,925:						
Investigator.....	4	13,340	1	3,415		
GS-3. Range \$3,175 to \$3,685:						
Investigator.....	2	6,700				
Total permanent, departmental.....	16	85,395	5	34,347		
Deduct lapses.....	0.3	1,004	0.4	1,140		
Add—						
Net increase due to changes in pay scales for part of year.....		1,900				
Portion of salaries carried in other position schedules paid from this account.....	1.1	6,628		2,720		\$2,720
Net permanent, departmental (average number, net salary).....	16.8	92,919	4.6	35,927		2,720
Regular pay above 52-week base.....		316		130		
Payment above basic rates.....		209				
01 Personal services.....		93,444		36,057		2,720





DEPARTMENT OF COMMERCE

CURRENT AUTHORIZATIONS

[OFFICE OF THE SECRETARY] GENERAL ADMINISTRATION

Salaries and Expenses, General Administration, Commerce

DETAIL OF PERSONAL SERVICES

Table with columns for 1955 actual, 1956 estimate, and 1957 estimate, including sub-columns for number and total salary. Rows include Departmental positions (Secretary, Under Secretary, etc.) and General schedule grades (GS-17 to GS-14).

DETAIL OF PERSONAL SERVICES—continued

Table with columns for 1955 actual, 1956 estimate, and 1957 estimate, including sub-columns for number and total salary. Rows include Departmental—Continued positions (Transportation economist, Attorney, etc.) and General schedule grades (GS-11 to GS-1, and Ungraded positions).



DETAIL OF PERSONAL SERVICES—continued

	1955 actual	1956 estimate	1957 estimate
	Num-ber Total salary	Num-ber Total salary	Num-ber Total salary
<b>Departmental—Continued</b>			
Deduct—			
Lapses.....	151 \$879,110	120.5 \$762,222	118.4 \$738,927
Portion of salaries shown above paid from other accounts.....	14 91,842		
Add—			
Portion of salaries carried in other position schedules paid from this account.....	11 35,609	13 45,100	
Net increase due to changes in pay scales for part of year.....	114,151		
Net permanent, departmental (average number, net salary).....	1,256 5,851,683	1,368.5 6,764,856	1,382.6 6,842,876
Positions other than permanent:			
Temporary employment.....	4,817,602	6,850,975	2,370,429
Part-time employment.....	517		
Intermittent employment.....	47,146		
Regular pay above 52-week base.....	22,208	26,569	
Payment above basic rates:			
Overtime and holiday pay.....	556,285	200,000	
Nightwork differential.....	4,337		
Additional pay for incentive.....	72,578		
Payments to other agencies for reimbursable details.....	49,093		
All personal services, departmental.....	11,421,449	13,842,400	9,213,305
<b>Field:</b>			
General schedule grades:			
GS-13. Range \$8,990 to \$10,065:			
Regional supervisor.....	5 44,600	5 47,960	5 47,960
GS-12. Range \$7,570 to \$8,645:			
Assistant regional supervisor.....	1 8,040	4 32,215	4 32,215
Regional field assistant.....	1 7,440	1 7,570	1 7,570
GS-11. Range \$6,390 to \$7,465:			
District supervisor.....	2 13,880	2 14,930	2 14,930
Regional field assistant.....	2 13,080	2 14,070	2 14,070
GS-10. Range \$5,915 to \$6,725:			
Assistant district supervisor.....	2 11,625	2 12,505	2 12,505
District supervisor.....	4 23,500	4 25,685	4 25,685
GS-9. Range \$5,440 to \$6,250:			
Assistant district supervisor.....	5 27,675	5 29,970	5 29,970
District supervisor.....	11 60,310	18 106,900	18 106,900
Regional field assistant.....	7 38,045	12 71,490	12 71,490
GS-8. Range \$4,970 to \$5,780:			
Assistant regional supervisor.....	21 104,895	26 142,585	26 142,585
GS-7. Range \$4,525 to \$5,335:			
Regional field assistant.....	7 32,810	7 34,105	7 34,105
GS-6. Range \$4,080 to \$4,890:			
Assistant regional supervisor.....	5 20,975	5 22,695	5 22,695
GS-5. Range \$3,670 to \$4,480:			
Regional field assistant.....	17 64,480	17 69,140	17 69,140
GS-4. Range \$3,415 to \$3,925:			
Assistant regional supervisor.....	13 45,995	13 48,475	13 48,475
GS-3. Range \$3,175 to \$3,685:			
Regional field assistant.....	45 149,808	53 187,655	53 187,655
Total permanent, field.....	148 667,158	176 867,950	176 867,950
Deduct lapses.....	3 13,468	2.5 10,083	4.6 20,071
Add net increases due to changes in pay scale for part of year.....	15,324		
Net permanent, field (average number, net salary).....	145 669,014	173.5 857,867	171.4 847,879
Positions other than permanent:			
Temporary employment.....	1,823,060	207,568	464,051
Part-time employment.....	76,506	45,000	45,000
Intermittent employment.....	7,875,233	481,439	980,220
Regular pay above 52-week base.....	3,196	4,000	
Payment above basic rates: Overtime and holiday pay.....	66,191		
Payments to other agencies for reimbursable details.....	6,451		
All personal services, field.....	10,519,651	1,596,874	2,337,150
<b>01 Personal services.....</b>	<b>21,941,100</b>	<b>15,438,274</b>	<b>11,550,455</b>
Salaries and wages in the foregoing schedule are distributed as follows:			
"Salaries and expenses, Bureau of the Census".....	5,248,845	6,126,340	6,354,597
"Census of governments, Bureau of the Census".....			648,800
"National housing inventory, Bureau of the Census".....			1,381,490
"1958 censuses of business, transportation, manufactures, and mineral industries, Bureau of the Census".....			143,200
"Census of agriculture, Bureau of the Census".....	11,048,397	3,757,373	553,906
"Censuses of business, manufactures, and mineral industries, Bureau of the Census".....	4,341,762	4,098,261	1,012,162
"Advances and reimbursements, Bureau of the Census".....	493,068	656,300	656,300
"Special statistical work, Census".....	809,028	800,000	800,000

CIVIL AERONAUTICS ADMINISTRATION

Operation and Regulation, Civil Aeronautics Administration, Department of Commerce

DETAIL OF PERSONAL SERVICES

	1955 actual	1956 estimate	1957 estimate
	Num-ber Total salary	Num-ber Total salary	Num-ber Total salary
<b>Departmental:</b>			
Special positions at rates equal to or in excess of \$13,975:			
Administrator.....	1 \$15,000	1 \$15,000	1 \$15,000
General schedule grades:			
GS-17. Range \$13,975 to \$14,620:			
Deputy administrator.....		1 13,975	1 14,190
GS-16. Range \$12,900 to \$13,760:			
Assistant administrator for administration.....	1 12,400	1 13,545	1 13,545
Assistant administrator for operations.....	1 12,200	1 13,330	1 13,330
Assistant administrator for planning, research and development.....	1 12,000	1 13,115	1 13,115
Director, Federal airways.....		1 12,900	1 12,900
GS-15. Range \$11,610 to \$12,690:			
Air Navigation Development Board liaison officer.....	1 11,800	1 12,905	1 12,905
Assistant to administrator.....	1 13,800		
Budget officer.....	1 11,050	1 12,150	1 12,150
Chief of branch.....	3 32,400	3 35,100	3 35,370
Chief of division.....	9 101,450	8 99,090	8 99,360
Chief, International Civil Aviation Organization officer.....		1 11,610	1 11,880
Communications liaison officer.....	1 11,050	1 11,880	1 11,880
Deputy chief of division.....	1 10,800	1 11,880	1 11,880
Deputy director.....	2 22,350	2 24,030	2 24,570
Director, aviation information.....	1 11,800	1 12,905	1 12,905
Director, aviation safety.....	1 12,000	1 12,905	1 12,905
Director, Federal airways.....	1 11,550		
Director, general aviation staff.....	1 11,550	1 12,690	1 12,690
Director, general services.....	1 11,300	1 12,420	1 12,420
Executive assistant.....	1 11,050	1 11,880	1 12,150
General counsel.....	1 11,550	1 12,420	1 12,690
Liaison officer.....	1 11,050	1 12,150	1 12,150
Planning officer.....	1 10,800	2 23,490	2 23,490
Special adviser.....	1 11,550	1 12,690	1 12,690
Special assistant.....	1 11,800	4 47,520	4 47,520
Assistant director, Federal airways.....	1 11,800	1 12,690	1 12,690
Director, airports.....	1 11,300	1 12,420	1 12,420
Executive control officer.....		1 11,610	1 11,610
GS-14. Range \$10,320 to \$11,395:			
Air Coordinating Committee liaison officer.....	1 10,600	1 10,965	1 11,180
Airways operation specialist.....	9 91,200	9 97,610	9 97,825
Assistant to administrator.....	1 10,600	1 11,395	1 11,395
Assistant general counsel.....	1 10,400	1 11,180	1 11,180
Air carrier safety specialist.....		1 10,320	1 10,320
Chief of branch.....	9 87,000	10 104,060	10 104,490
Chief of division.....	9 93,000	12 132,440	12 132,440
Chief economist.....	1 9,600	1 10,320	1 10,535
Communications liaison officer.....	1 9,800	1 10,535	1 10,750
Communications and radio specialist.....	1 9,800	1 10,750	1 10,965
Deputy budget officer.....	1 10,000	1 10,965	1 10,965
Deputy chief of division.....	7 71,600	7 77,830	7 78,260
Deputy director, aviation information.....	1 10,000	1 10,750	1 10,965
Deputy director, general services.....	1 10,600	1 11,395	1 11,610
Deputy personnel officer.....	1 9,800	1 10,535	1 10,750
Engineer.....	26 256,800	25 264,450	25 265,095
Flight operations specialist.....	2 20,200	2 22,575	2 22,790
Organization and methods officer.....	1 9,600		
Planning officer.....	4 40,000	4 44,075	4 44,290
Program officer.....	2 19,400	1 10,535	1 10,750
Program planning coordinator.....	1 10,600	1 11,395	1 11,395
Research executive.....	1 10,200	1 11,180	1 11,395
Special assistant.....	1 10,400	1 11,395	1 11,610
Statistician.....	1 10,000	1 10,965	1 11,180
Technical assistant.....	1 10,600	1 11,610	1 11,610
Chief of airspace utilization staff.....	1 10,000	1 10,965	1 10,965
Chief project officer.....	1 10,400	2 21,715	2 21,930
Administrative coordination officer.....		1 10,320	1 10,320
Executive control assistant.....		2 21,070	2 21,070
GS-13. Range \$8,990 to \$10,065:			
Air carrier maintenance specialist.....	8 69,080	9 84,780	9 84,995
Aircraft factory inspector.....		2 17,980	2 18,195
Aircraft maintenance specialist.....	4 34,440	4 39,185	4 39,400
Airman standards specialist.....	4 35,240	4 38,540	4 38,755
Airplane pilot.....	4 36,240	4 39,185	4 39,400
Airways operations specialist.....	33 298,880	32 308,965	32 310,040
Auditor.....	3 26,660	2 19,485	2 19,700
Budget analyst.....		2 17,980	2 17,980
Chief of branch.....	9 79,840	8 76,650	8 76,220
Chief of division.....	6 54,760	4 39,615	4 39,615
Communications liaison officer.....	1 9,360	1 9,205	1 9,420
Coordinator safety recommendations.....		1 8,990	1 8,990
Deputy Air Coordinating Committee liaison officer.....	1 8,760	1 9,635	1 9,635

CURRENT AUTHORIZATIONS—Continued

CIVIL AERONAUTICS ADMINISTRATION—Con.

Operation and Regulation, Civil Aeronautics Administration, Department of Commerce—Continued

DETAIL OF PERSONAL SERVICES—continued

Table with 4 columns: 1955 actual (Num-ber, Total salary), 1956 estimate (Num-ber, Total salary), 1957 estimate (Num-ber, Total salary). Rows include Departmental-Continued, GS-13, GS-12, GS-11, GS-10, GS-9, and Personnel specialist.

DETAIL OF PERSONAL SERVICES—continued

Table with 4 columns: 1955 actual (Num-ber, Total salary), 1956 estimate (Num-ber, Total salary), 1957 estimate (Num-ber, Total salary). Rows include Departmental-Continued, GS-9, GS-8, GS-7, GS-6, GS-5, GS-4, GS-3, GS-2, Ungraded positions, Deduct-Lapses, Positions other than permanent, Field, GS-15, GS-14, GS-13, and Instructor.



CURRENT AUTHORIZATIONS—Continued

CIVIL AERONAUTICS ADMINISTRATION—Con.

Operation and Regulation, Civil Aeronautics Administration, Department of Commerce—Continued

DETAIL OF PERSONAL SERVICES—continued

Table with 4 columns: 1955 actual, 1956 estimate, 1957 estimate. Rows include Field—Continued, Payment above basic rates—Con., Nightwork differential, Living and quarters allowance, Additional pay for service abroad, All personal services, field, and 01 Personal services.

Establishment of Air Navigation Facilities, Civil Aeronautics Administration, Department of Commerce

DETAIL OF PERSONAL SERVICES

Table with 6 columns: 1955 actual, 1956 estimate, 1957 estimate. Rows include Field: General schedule grades, Ungraded positions at hourly rates, Deduct lapses, Net permanent field, Positions other than permanent, Regular pay above 52-week base, Payment above basic rates, Living and quarters allowance, and 01 Personal services.

Maintenance and Operation, Washington National Airport, Civil Aeronautics Administration, Department of Commerce

DETAIL OF PERSONAL SERVICES

Table with 6 columns: 1955 actual, 1956 estimate, 1957 estimate. Rows include Field: General schedule grades, Ungraded positions at hourly rates, Deduct lapses, Net permanent field, Positions other than permanent, Regular pay above 52-week base, Payment above basic rates, Additional pay for service abroad, and 01 Personal services.

DETAIL OF PERSONAL SERVICES—continued

Table with 6 columns: 1955 actual, 1956 estimate, 1957 estimate. Rows include Field—Continued, General schedule grades, Ungraded positions at hourly rates, Deduct lapses, Net permanent field, Regular pay above 52-week base, Payment above basic rates, Nightwork differential, and 01 Personal services.

Maintenance and Operation of Public Airports, Territory of Alaska, Civil Aeronautics Administration, Department of Commerce

DETAIL OF PERSONAL SERVICES

Table with 6 columns: 1955 actual, 1956 estimate, 1957 estimate. Rows include Field: General schedule grades, Ungraded positions at hourly rates, Deduct lapses, Net permanent field, Positions other than permanent, Regular pay above 52-week base, Payment above basic rates, Additional pay for service abroad, and 01 Personal services.



CURRENT AUTHORIZATIONS—Continued

CIVIL AERONAUTICS BOARD—Continued

Salaries and Expenses, Civil Aeronautics Board—Continued

DETAIL OF PERSONAL SERVICES—continued

Table with 4 columns: 1955 actual, 1956 estimate, 1957 estimate, and a detailed list of personnel positions and salaries for the Civil Aeronautics Board.

COAST AND GEODETIC SURVEY

Consolidated schedule of personal services paid from funds available to Coast and Geodetic Survey

DETAIL OF PERSONAL SERVICES

Table with 4 columns: 1955 actual, 1956 estimate, 1957 estimate, and a detailed list of personnel positions and salaries for the Coast and Geodetic Survey.

DETAIL OF PERSONAL SERVICES—continued

Large table with 6 columns: Departmental—Continued, General schedule grades—Continued, 1955 actual, 1956 estimate, 1957 estimate, and a detailed list of personnel positions and salaries for various departments.





CURRENT AUTHORIZATIONS—Continued

BUSINESS AND DEFENSE SERVICES ADMINISTRATION—Continued

Salaries and Expenses, Business, and Defense Services Administration—Continued

DETAIL OF PERSONAL SERVICES—continued

Table with columns for 1955 actual, 1956 estimate, and 1957 estimate, categorized by Departmental-Continued and Field. Lists various roles and their associated salaries.

DETAIL OF PERSONAL SERVICES—continued

Table with columns for 1955 actual, 1956 estimate, and 1957 estimate, categorized by Departmental-Continued and Field. Lists various roles and their associated salaries.

BUREAU OF FOREIGN COMMERCE

Salaries and Expenses, Bureau of Foreign Commerce

DETAIL OF PERSONAL SERVICES

Table with columns for 1955 actual, 1956 estimate, and 1957 estimate, categorized by Departmental. Lists various roles and their associated salaries.

DETAIL OF PERSONAL SERVICES—continued

Table with columns for 1955 actual, 1956 estimate, and 1957 estimate, subdivided into Num-ber and Total salary. Includes Departmental-Continued, General schedule grades, and various officer roles.

Export Control, Bureau of Foreign Commerce

DETAIL OF PERSONAL SERVICES

Table with columns for 1955 actual, 1956 estimate, and 1957 estimate, subdivided into Num-ber and Total salary. Includes Departmental, General schedule grades, and roles like Director of office, Assistant director, and Investigator.

DETAIL OF PERSONAL SERVICES—continued

Table with columns for 1955 actual, 1956 estimate, and 1957 estimate, subdivided into Num-ber and Total salary. Includes Departmental-Continued, General schedule grades, and various analyst and economist roles.

Field:

Table with columns for 1955 actual, 1956 estimate, and 1957 estimate, subdivided into Num-ber and Total salary. Includes General schedule grades, Business analyst, and various field roles.

OFFICE OF BUSINESS ECONOMICS

Salaries and Expenses, Office of Business Economics

DETAIL OF PERSONAL SERVICES

Table with columns for 1955 actual, 1956 estimate, and 1957 estimate, subdivided into Num-ber and Total salary. Includes Departmental, General schedule grades, and various analyst and economist roles.





CURRENT AUTHORIZATIONS—Continued

MARITIME ACTIVITIES—Continued

Maritime Training, Maritime Activities—Continued

DETAIL OF PERSONAL SERVICES—continued

Table with 4 columns: 1955 actual, 1956 estimate, 1957 estimate. Rows include Field: General schedule grades, GS-15, GS-14, GS-13, GS-12, GS-11, GS-10, GS-9, GS-8, GS-7, GS-6, GS-5, GS-4, GS-3, GS-2, Grades established by sec. 216, Merchant Marine Act of 1936, Rear admiral, Superintendent, Captain, Dean, Commander, Lieutenant, Lieutenant (jg), Ensign, Chief warrant officer, Warrant officer, Chief petty officer, Petty officer, Seaman, Total permanent, field, Deduct lapses, Add net increase due to changes in pay scales for part of year, Net permanent, field (average number, net salary), Positions other than permanent: Temporary employment, Regular pay above 52-week base, Payment above basic rates: Nightwork differential, Living and quarters allowance, Uniform allowance, All personal services, field, 01 Personal services.

DETAIL OF PERSONAL SERVICES—continued

Table with 4 columns: 1955 actual, 1956 estimate, 1957 estimate. Rows include Departmental—Continued, General schedule grades—Continued, GS-16, GS-15, GS-14, GS-13, GS-12, GS-11, GS-10, GS-9, GS-8, GS-7, GS-6, GS-5, GS-4, GS-3, GS-2, GS-1, Ungraded positions at hourly rates: Equivalent to \$5,440 or above, Equivalent to less than \$5,440, Total permanent, departmental, Deduct lapses.

PATENT OFFICE

Salaries and Expenses, Patent Office

DETAIL OF PERSONAL SERVICES

Table with 4 columns: 1955 actual, 1956 estimate, 1957 estimate. Rows include Departmental: General schedule grades: GS-18, Commissioner, GS-17, Commissioner.

DETAIL OF PERSONAL SERVICES—continued

Table with 4 columns: 1955 actual (Num-ber, Total salary), 1956 estimate (Num-ber, Total salary), 1957 estimate (Num-ber, Total salary). Rows include Departmental-Continued, Add net increase due to changes in pay scales for part of year, Net permanent, departmental (average number, net salary), Regular pay above 52-week base, Payment above basic rates: Overtime and holiday pay, Nightwork differential, 01 Personal services.

BUREAU OF PUBLIC ROADS

Consolidated schedule of personal services paid from funds available to the Bureau of Public Roads

DETAIL OF PERSONAL SERVICES

Table with 4 columns: 1955 actual (Num-ber, Total salary), 1956 estimate (Num-ber, Total salary), 1957 estimate (Num-ber, Total salary). Rows include Departmental: Special positions at rates equal to or in excess of \$12,900; Commissioner of Public Roads; General schedule grades: GS-16, GS-15, GS-14, GS-13, GS-12, GS-11, GS-9.

DETAIL OF PERSONAL SERVICES—continued

Table with 4 columns: 1955 actual (Num-ber, Total salary), 1956 estimate (Num-ber, Total salary), 1957 estimate (Num-ber, Total salary). Rows include Departmental-Continued: General schedule grades-Continued: GS-9, Librarian, Accountant, Legal assistant, Exhibit worker, Administrative assistant, Purchasing agent, Personnel assistant, Position classifier, Photographer, Tabulating supervisor, GS-8, GS-7, GS-6, GS-5, GS-4, GS-3, GS-2, GS-1, Ungraded positions at hourly rates: Equivalent to \$5,440 or above: Instrument maker, Machinist, Equivalent to less than \$5,440; Total permanent, departmental; Deduct lapses; Add net increase due to changes in pay scales for part of year; Net permanent, departmental (average number, net salary); Positions other than permanent: Temporary employment; Regular pay above 52-week base; Payment above basic rates: Nightwork differential, Overtime and holiday pay; All personal services, departmental; Field: General schedule grades: GS-15, GS-14, GS-13, GS-12, GS-11, GS-10.

CURRENT AUTHORIZATIONS—Continued

BUREAU OF PUBLIC ROADS—Continued

Consolidated schedule of personal services paid from funds available to the Bureau of Public Roads—Continued

DETAIL OF PERSONAL SERVICES—continued

Table with 4 columns: 1955 actual, 1956 estimate, 1957 estimate. Rows include: Field—Continued, General schedule grades—Continued, GS-9, GS-8, GS-7, GS-6, GS-5, GS-4, GS-3, GS-2, GS-1, Ungraded positions at annual rates, Rates of \$5,440 or above, Rates of less than \$5,440, Ungraded positions at hourly rates, Total permanent, field, Deduct lapses, Add net increase due to changes in pay scales for part of year, Not permanent, field (average number, net salary), United States and possessions, Foreign countries: United States rates, Positions other than permanent, Temporary employment, Regular pay above 52-week base, Payment above basic rates, Overtime and holiday pay, Nightwork differential, Living and quarters allowance, Additional pay for service abroad, All personal services, field, 01 Personal services, Salaries and wages in the foregoing schedule are distributed as follows, Federal-aid highways, Bureau of Public Roads, Forest highways, Bureau of Public Roads, Public lands highways, Bureau of Public Roads, Inter-American Highway, Bureau of Public Roads, Miscellaneous accounts, Bureau of Public Roads, Trust funds, Bureau of Public Roads, Advances and reimbursements, Bureau of Public Roads, Roads and trails for States, Forest Service, Forest roads and trails, Forest Service, Salaries and expenses, Agriculture Research Service, Construction of roads, Alaska, Office of Territories, Construction, National Park Service, Jones Point Bridge, National Park Service, Construction, Bureau of Land Management, Management of lands and resources, Bureau of Land Management, Construction, Bureau of Indian Affairs, Construction and rehabilitation, Bureau of Reclamation, Plant and equipment, Atomic Energy Commission, Access roads, Department of Defense, Rama Road, Nicaragua, State.

WEATHER BUREAU

Consolidated schedule of personal services paid from funds available to the Weather Bureau, Department of Commerce

DETAIL OF PERSONAL SERVICES

Table with 4 columns: 1955 actual, 1956 estimate, 1957 estimate. Rows include: Departmental: General schedule grades: GS-18, Rate of \$14,800; Chief of bureau; GS-16, Range \$12,900 to \$13,760; Assistant chief of bureau; GS-15, Range \$11,610 to \$12,690; Chief of division; Geographer; Physicist; GS-14, Range \$10,320 to \$11,395; Budget officer; Chief of division; Chief of section; Climatologist; Director, hurricane research; Executive assistant; Hydrologic engineer; Organization and methods examiner; Physicist; GS-13, Range \$8,990 to \$10,065; Assistant budget officer; Assistant chief of division; Chief of division; Chief of section; Electronic engineer; Forecaster; Liaison officer; Meteorological specialist; Meteorologist, general service; Research meteorologist; Statistician; Technical assistant; GS-12, Range \$7,570 to \$8,645; Assistant chief of division; Assistant chief of section; Budget analyst; Chief of section; Electronics engineer; Forecaster; Hydrologist; Liaison officer; Meteorological analyst; Meteorological specialist; Meteorologist, general service; Physicist; Research meteorologist; Tabulation project planner; GS-11, Range \$6,390 to \$7,465; Administrative assistant; Assistant chief of section; Chief of section; Climatologist; Electrical engineer; Electronics engineer; Forecaster; Hydrologic engineer; Hydrologist; Librarian; Maintenance technician supervisor; Meteorological analyst; Meteorological specialist; Meteorologist, general service; Personnel assistant; Physicist; Procurement and supply assistant; Research meteorologist; Statistician; GS-10, Range \$5,915 to \$6,725; Administrative assistant; GS-9, Range \$5,440 to \$6,250; Administrative assistant; Arctic logistics specialist; Assistant chief of section; Chief of section; Climatologist; Electronics engineer; Fiscal assistant; Forecaster; Hydrologist; Instrument technician; Laboratory technician; Librarian; Maintenance technician; Mechanical draftsman; Meteorological analyst; Meteorological aid; Meteorological specialist; Meteorologist, general service; Organization and methods examiner; Personnel assistant; Physicist; Procurement and supply assistant; Research meteorologist.









REVOLVING AND MANAGEMENT FUNDS—Continued

INTRAGOVERNMENTAL FUNDS—Continued

MARITIME ACTIVITIES—Continued

Advances and Reimbursements, Maritime Activities—Continued

DETAIL OF PERSONAL SERVICES—continued

Table with 4 columns: 1955 actual, 1956 estimate, 1957 estimate. Rows include Field—Continued, Deduct lapses, Add net increase due to changes in pay scales for part of year, Net permanent, field (average number, net salary): United States and possessions, Foreign countries: United States rates, Local rates, Positions other than permanent: Inter-mittent employment, Regular pay above 52-week base, Payment above basic rates: Overtime and holiday pay, Living and quarters allowance, Additional pay for service abroad, All personal services, field, 01 Personal services.

NATIONAL BUREAU OF STANDARDS

Working Capital Fund, National Bureau of Standards

DETAIL OF PERSONAL SERVICES

Table with 4 columns: 1955 actual, 1956 estimate, 1957 estimate. Rows include Departmental: General schedule grades: GS-18. Rate of \$14,800: Director, GS-17. Range \$13,975 to \$14,620: Associate director, GS-16. Range \$12,900 to \$13,760: Associate director, GS-15. Range \$11,610 to \$12,690: Assistant director, Associate director, Chemist, Electronic scientist, General engineer, Mathematician, Metallurgist, Physical science administrator, Physicist, Statistician, GS-14. Range \$10,320 to \$11,395: Administrative officer, Budget officer, Ceramic engineer, Chemist, Electronic scientist, General engineer, Mathematician, Mechanical engineer, Metallurgist, Personnel officer, Physical science administrator, Physicist, Supply officer, Technologist, Weights and measures coordinator, GS-13. Range \$8,990 to \$10,065: Accountant, Administrative officer, Ceramic engineer, Chemist, Classification officer, Deputy budget officer, Deputy supply officer, Electrical engineer, Electronic engineer, General engineer, Internal auditor, Legal adviser, Materials engineer, Mathematician, Mechanical engineer, Medical officer, Metallurgist, Patent adviser, Physical science administrator.

DETAIL OF PERSONAL SERVICES—continued

Table with 6 columns: Departmental—Continued, 1955 actual (Num-ber, Total salary), 1956 estimate (Num-ber, Total salary), 1957 estimate (Num-ber, Total salary). Rows include General schedule grades—Continued: GS-13. Range \$8,990 to \$10,065—Con. Physical science editor, Physicist, Placement officer, Statistician, Technologist, GS-12. Range \$7,570 to \$8,645: Accountant, Administrative officer, Architectural engineer, Budget analyst, Ceramic engineer, Chemist, Electrical engineer, Electronic engineer, General engineer, Librarian, Management engineer, Materials engineer, Mathematician, Mechanical engineer, Metallurgist, Personnel technician, Physical science administrator, Physical science editor, Physicist, Scientific photographer, Statistician, Supply officer, Technologist, GS-11. Range \$6,390 to \$7,465: Accountant, Administrative officer, Budget analyst, Ceramic engineer, Chemist, Electrical engineer, Electronic engineer, General engineer, Geologist, Instrumentmaker, Librarian, Management engineer, Mathematician, Mechanical engineer, Metallurgist, Optical technician, Patent adviser, Personnel technician, Physicist, Physical science editor, Scientific photographer, Statistician, Structural engineer, Supply officer, Technologist, GS-10. Range \$5,915 to \$6,725: Administrative officer, Glassblower, Instrumentmaker, Physical science editor, GS-9. Range \$5,440 to \$6,250: Accountant, Administrative officer, Aeronautical engineer, Budget analyst, Ceramic engineer, Chemist, Electrical engineer, Electronic engineer, Engineering draftsman, Foundryworker, General engineer, Geologist, Glassblower, Hydraulic engineer, Instrumentmaker, Laboratory technician, Landscape gardener, Librarian, Management engineer, Mathematician, Mechanical engineer, Metallurgist, Optical technician, Personnel technician, Physical science aid, Physical science editor, Physicist, Scientific illustrator, Structural engineer, Supply cataloger, Supply officer, Tabulating project planner, Technologist, Transportation specialist, GS-8. Range \$4,970 to \$5,780, GS-7. Range \$4,525 to \$5,335, GS-6. Range \$4,080 to \$4,800, GS-5. Range \$3,670 to \$4,480.

DETAIL OF PERSONAL SERVICES—continued

	1955 actual		1956 estimate		1957 estimate	
	Num-ber	Total salary	Num-ber	Total salary	Num-ber	Total salary
Departmental—Continued						
General schedule grades—Continued						
GS-4. Range \$3,415 to \$3,925.....	238	\$778,955	246	\$867,060	248	\$879,675
GS-3. Range \$3,175 to \$3,685.....	110	351,360	121	393,385	123	403,110
GS-2. Range \$2,960 to \$3,470.....	41	121,860	41	124,650	41	125,500
GS-1. Range \$2,690 to \$3,200.....	6	16,830	6	18,265	6	18,520
Ungraded positions at hourly rates: Equivalent to \$5,410 or above:						
Powerplant engineer.....	1	5,130	1	5,515	1	5,790
Shop foreman.....	7	36,905	7	39,670	7	40,525
Garage supervisor.....	1	5,340	1	5,740	1	6,025
Equivalent to less than \$5,440.....	240	783,070	248	859,675	255	883,210
Total permanent, departmental.....	2,587	12,931,760	2,642	14,063,875	2,733	14,634,360
Deduct lapses.....	426	2,112,886	466	2,293,035	486	2,348,260
Add net increase due to changes in pay scales for part of year.....		257,357				
Net permanent, departmental (average number, net salary).....	2,161	11,076,231	2,176	11,770,840	2,247	12,286,100
Positions other than permanent:						
Temporary employment.....		42,134		44,500		46,000
Intermittent employment.....		68,945		73,500		77,000
Part-time employment.....		44,303		48,000		49,000
Regular pay above 52-week base.....		40,389		42,260		
Payment above basic rates: Overtime and holiday pay.....		104,690		103,000		103,000
Nightwork differential.....		14,091		14,800		14,000
Excess of annual leave earned over leave taken.....		750				
All personal services, departmental.....	11,391	533	12,096	100	12,675	100
Field:						
General schedule grades:						
GS-16. Range \$12,900 to \$13,760: Laboratory director.....	1	12,800	1	13,760	1	13,760
GS-15. Range \$11,610 to \$12,690: Physical science administrator.....	3	32,400	3	31,830	3	35,100
Physicist.....	2	22,100	2	23,760	2	24,030
GS-14. Range \$10,320 to \$11,395: Administrative officer.....	1	10,000	1	10,750	1	10,965
Electronic scientist.....	1	10,000	2	21,070	2	21,070
Physicist.....	3	30,000	3	32,250	3	32,465
GS-13. Range \$8,990 to \$10,065: Electronic engineer.....	12	103,920	13	121,600	13	122,460
General engineer.....	1	9,360	1	10,065	1	10,065
Mechanical engineer.....	2	17,120	2	18,625	2	18,840
Physical science administrator.....	1	8,360	1	8,990	1	9,205
Physicist.....	10	86,200	10	93,555	10	94,415
Statistician.....	1	8,960	1	9,850	1	9,850
GS-12. Range \$7,570 to \$8,645: Chemical engineer.....	1	7,040	1	7,785	1	7,785
Electrical engineer.....	1	7,440	1	8,215	1	8,215
Electronic engineer.....	18	134,920	19	154,795	20	163,225
Mathematician.....	2	16,080	2	17,290	2	17,290
Mechanical engineer.....	3	22,320	3	24,430	3	24,645
Personnel officer.....	1	7,240	1	7,785	1	8,000
Physical science administrator.....	1	7,440	1	8,215	1	8,215
Physicist.....	12	86,080	12	94,065	13	102,495
Physical science editor.....	1	7,040	1	7,570	1	7,785
Supply officer.....	1	7,040	1	7,785	1	7,785
GS-11. Range \$6,390 to \$7,465: Administrative officer.....	1	6,540	1	7,250	1	7,250
Astronomer.....	1	5,940	1	6,390	1	6,605
Chemist.....	1	6,540	1	7,035	1	7,250

DETAIL OF PERSONAL SERVICES—continued

	1955 actual		1956 estimate		1957 estimate	
	Num-ber	Total salary	Num-ber	Total salary	Num-ber	Total salary
Field—Continued						
General schedule grades—Continued						
GS-11. Range \$6,390 to \$7,465—Con.						
Electronic engineer.....	27	\$168,640	33	\$225,920	35	\$240,850
Instrument maker.....	1	6,740	1	7,465	1	7,465
Materials engineer.....	1	6,740	1	7,465	1	7,465
Mechanical engineer.....	6	36,240	6	39,630	6	40,275
Meteorologist.....	1	5,940	1	6,390	1	6,605
Physicist.....	15	91,760	17	114,000	18	121,470
GS-10. Range \$5,915 to \$6,725: Administrative officer.....	1	6,250	1	6,725	1	6,725
Instrument maker.....	2	11,875	2	12,775	2	12,910
GS-9. Range \$5,440 to \$6,250: Budget analyst.....	1	5,310	1	5,845	1	5,980
Chemist.....	2	11,620	2	12,770	2	12,905
Classification officer.....	1	5,310	1	5,845	1	5,980
Electrical engineer.....	1	5,310	2	11,150	3	16,725
Electronic engineer.....	20	107,385	24	142,170	26	155,345
Engineering draftsman.....	3	15,680	3	18,345	3	18,615
Instrument maker.....	12	64,720	12	71,490	12	72,435
Laboratory technician.....	11	58,410	12	70,410	12	71,355
Librarian.....	1	5,185	1	5,575	1	5,710
Materials engineer.....	2	11,120	2	12,230	2	12,365
Mathematician.....	1	5,060	1	5,575	1	5,710
Mechanical engineer.....	6	31,735	7	40,780	8	46,765
Physicist.....	30	159,050	33	194,910	34	202,645
Statistician.....	1	5,685	1	6,115	1	6,250
GS-8. Range \$4,970 to \$5,780.....	13	62,360	13	67,325	13	67,865
GS-7. Range \$4,525 to \$5,335.....	87	395,140	97	504,070	107	549,320
GS-6. Range \$4,080 to \$4,890.....	30	121,940	30	132,085	30	133,435
GS-5. Range \$3,670 to \$4,480.....	78	299,800	82	359,510	87	381,660
GS-4. Range \$3,415 to \$3,925.....	77	257,800	77	284,415	80	294,715
GS-3. Range \$3,175 to \$3,685.....	83	251,610	70	235,875	74	248,575
GS-2. Range \$2,960 to \$3,470.....	15	41,280	9	26,640	9	27,045
GS-1. Range \$2,690 to \$3,200.....	3	7,500	2	5,880	2	5,465
Ungraded positions at hourly rates equivalent to less than \$5,440.....	60	179,975	63	214,200	66	224,400
Total permanent, field.....	674	3,116,050	692	3,610,800	727	3,793,800
Deduct lapses.....	162	671,555	135	623,240	138	628,100
Add net increase due to changes in pay scales for part of year.....		57,944				
Net permanent, field (average number, net salary): United States and possessions.....	511	2,497,254	556	2,981,850	588	3,159,855
Foreign countries: United States rates.....	1	5,185	1	5,710	1	5,845
Positions other than permanent: Temporary employment.....		1,508		3,500		4,000
Intermittent employment: United States and possessions.....		21,428		25,000		26,500
Foreign countries: United States rates.....		1,676		1,500		1,500
Part-time employment.....		4,302		7,000		8,000
Regular pay above 52-week base.....		9,109		10,740		
Payment above basic rates: Overtime and holiday pay.....		84,271		84,000		84,000
Nightwork differential.....		6,072		6,000		6,000
Living and quarters allowance.....		21,348		20,000		20,000
Additional pay for service abroad.....		3,228		3,000		3,000
Excess of annual leave earned over leave taken.....		95,540				
All personal services, field.....	2,750	921	3,148	300	3,318	700
01 Personal services.....	14,142	454	15,244	400	15,893	800



DEPARTMENT OF DEFENSE—MILITARY FUNCTIONS

CURRENT AUTHORIZATIONS

OFFICE OF THE SECRETARY OF DEFENSE

Salaries and Expenses, Office of Secretary of Defense

DETAIL OF PERSONAL SERVICES

	1955 actual		1956 estimate		1957 estimate	
	Num-ber	Total salary	Num-ber	Total salary	Num-ber	Total salary
Departmental:						
Special positions at rates equal to or in excess of \$14,800:						
Secretary of Defense	1	\$22,500	1	\$22,500	1	\$22,500
Deputy secretary of defense	1	20,000	1	20,000	1	20,000
Administrator, Saint Lawrence Seaway Development Corporation	1	17,500				
Deputy administrator, Saint Lawrence Seaway Development Corporation	1	16,000				
Assistant secretary (applications engineering)	1	15,000	1	15,000	1	15,000
Assistant secretary (comptroller)	1	15,000	1	15,000	1	15,000
Assistant secretary (health and medical)	1	15,000	1	15,000	1	15,000
Assistant secretary (international security affairs)	1	15,000	1	15,000	1	15,000
Assistant secretary (legislative and public affairs)	1	15,000	1	15,000	1	15,000
Assistant secretary (manpower, personnel and reserve)	1	15,000	1	15,000	1	15,000
Assistant secretary (properties and installations)	1	15,000	1	15,000	1	15,000
Assistant secretary (research and development)	1	15,000	1	15,000	1	15,000
Assistant secretary (supply and logistics)	1	15,000	1	15,000	1	15,000
Assistant to the secretary (atomic energy) and chairman, military liaison committee	1	15,000	1	15,000	1	15,000
General counsel	1	15,000	1	15,000	1	15,000
Grades established by act of Aug. 1, 1947 (61 Stat. 715):						
Deputy assistant secretary, applications engineering	1	15,000	1	15,000	1	15,000
Deputy assistant secretary, health and medical	1	15,000	1	15,000	1	15,000
Deputy assistant secretary, research and development			2	30,000	2	30,000
Director, planning division, research and development	1	13,800	1	14,620	1	14,620
Evaluation director, weapons systems evaluation group			1	15,000	1	15,000
General schedule grades:						
GS-18. Rate of \$14,800:						
Defense adviser, Europe	1	14,800	1	14,800		
Deputy assistant secretary (comptroller)			1	14,800	1	14,800
Deputy assistant secretary for legislative affairs	1	14,800	1	14,800	1	14,800
Deputy assistant secretary for manpower	1	14,800	1	14,800	1	14,800
Deputy assistant secretary for public affairs	1	14,800	1	14,800	1	14,800
Deputy assistant secretary, properties and installations	1	14,800	1	14,800	1	14,800
Deputy assistant secretary (supply and logistics)	1	14,800	1	14,800	1	14,800
Deputy comptroller, Europe	1	14,800	1	14,800	1	14,800
Deputy comptroller for budget	1	14,800	1	14,800	1	14,800
Director, cataloging, standardization and inspection	1	14,800	1	14,800	1	14,800
Director of construction	1	14,800	1	14,800	1	14,800
Director, office of aircraft and marine craft	1	14,800	1	14,800	1	14,800
Director, office of personnel security policy	1	14,800	1	14,800	1	14,800
Director, office of special operations	1	14,800	1	14,800	1	14,800
Director of infrastructure programs			1	14,800		
Director of maintenance	1	14,800	1	14,800	1	14,800
Director of planning and review	1	14,800	1	14,800	1	14,800
Director of procurement and production policy	1	14,800	1	14,800	1	14,800
Director of real property management	1	14,800	1	14,800		
Director of storage, distribution and disposal	1	14,800	1	14,800	1	14,800
Director of transportation and communications	1	14,800	1	14,800	1	14,800
Director, ordnance and transport equipment	1	14,800	1	14,800	1	14,800

DETAIL OF PERSONAL SERVICES—continued

	1955 actual		1956 estimate		1957 estimate	
	Num-ber	Total salary	Num-ber	Total salary	Num-ber	Total salary
Departmental—Continued						
General schedule grades—Continued						
GS-18. Rate of \$14,800—Continued						
Special assistant to the assistant secretary, manpower, personnel and reserve	1	\$14,800	1	\$14,800	1	\$14,800
Special assistant to the secretary			1	14,800		
GS-17. Range \$13,975 to \$14,620:						
Assistant comptroller for contract financing policy	1	13,400	1	14,405	1	14,620
Assistant director of budget	2	26,200	3	42,140	3	42,140
Assistant director, office of cataloging, standardization and inspection	1	13,000	1	13,975	1	14,190
Assistant director of research, weapons systems evaluation group	1	13,600	1	14,620		
Chief, policy division, international security affairs	1	13,000	1	13,975	1	14,190
Comptroller, Saint Lawrence Seaway Development Corporation	1	13,000				
Deputy director, office of manpower supply	1	13,200	1	14,190	1	14,405
Deputy director, office of manpower utilization	1	13,200	1	14,190	1	14,405
Deputy director, office of special operations	1	13,000	1	14,190	1	14,190
Director of electronics	1	13,000	1	13,975	1	14,190
Director, office of administrative services	1	13,000	1	14,190	1	14,190
Director, office of domestic programs	1	13,600	1	14,620	1	14,620
Director, office of legislative programs	1	13,000	1	13,975	1	13,975
Director of legal services	1	13,200	1	14,190	1	14,405
Director, resources division	1	13,400	1	14,405	1	14,620
Small business adviser and confidential assistant	1	13,000	1	14,190	1	14,190
Special assistant to the deputy secretary			1	13,975	1	13,975
Staff director for communications	1	13,000	1	13,975	1	14,190
Staff director for mobilization planning and statistics			1	13,975	1	14,190
Staff director for production and schedules	1	13,200	1	14,190	1	14,405
Staff director for requirements review and analysis	1	13,000	1	13,975	1	14,190
GS-16. Range \$12,900 to \$13,760:						
Assistant comptroller for accounting policy	1	12,600	1	13,545	1	13,760
Assistant director, planning division	1	12,200	1	13,115	1	13,330
Assistant general counsel	3	36,400	4	52,460	4	52,675
Budget examiner	3	36,600	3	39,345	3	39,990
Chief, civilian personnel policy division	1	12,600	1	13,545	1	13,760
Chief, manpower utilization surveys	1	12,000	1	13,115	1	13,115
Deputy director, office of national security council affairs			1	12,900	1	12,900
Director, economic and international security estimates division	1	12,000	1	12,900	1	13,115
Director, office of maintenance engineering	1	12,000	1	12,900	1	13,115
Executive assistant to the assistant secretary (legislative and public affairs)	1	12,000	1	12,900	1	13,115
Executive director, committee on guided missiles	1	12,400	1	13,330	1	13,545
Industrial relations specialist	1	12,000	1	13,115	1	13,115
Special assistant to the secretary	1	12,000	1	12,900	1	13,115
Staff director, mobilization planning and statistics	1	12,600				
GS-15. Range \$11,610 to \$12,690:						
Accountant	4	45,450	4	48,330	4	48,330
Administrative officer	1	10,800	2	23,760	3	35,640
Administrative secretary	1	10,800	1	11,880	1	11,880
Aeronautical engineer	1	10,800	1	11,610	1	11,880
Aeronautical research engineer	1	10,800	1	11,610	1	11,880
Architect	1	11,050	1	11,880	1	12,150
Assistant for administrative management	1	10,800	1	11,610	1	11,880
Assistant for readiness planning	1	11,800	1	12,690	1	12,690
Assistant to the assistant secretary (comptroller)	1	11,550	1	12,420	1	12,690
Attorney	2	22,600	2	24,300	2	24,570
Auditor	1	11,300	1	12,420	1	12,420
Automotive engineer	1	11,800	1	12,690	1	12,690
Base rights negotiator	1	11,550	1	12,420		
Budget examiner	14	154,450	15	178,470	15	181,170







CURRENT AUTHORIZATIONS—Continued

INTERSERVICE ACTIVITIES—Continued

Salaries and Expenses, Court of Military Appeals, Department of Defense—Continued

DETAIL OF PERSONAL SERVICES—continued

Table with columns: 1955 actual, 1956 estimate, 1957 estimate. Rows include Departmental—Continued, General schedule grades—Continued, GS-1, Range \$2,690 to \$3,200, Total permanent, departmental, Deduct lapses, Add net increase due to changes in pay scales for part of year, Net permanent, departmental (average number, net salary), Regular pay above 52-week base, Payment above basic rates: Overtime and holiday pay, 01 Personal services.

DEPARTMENT OF THE ARMY

Consolidated schedule of personal services paid from "Maintenance and operations, Army"

DETAIL OF PERSONAL SERVICES

Table with columns: 1955 actual, 1956 estimate, 1957 estimate. Rows include Departmental, Special positions at rates equal to or in excess of \$12,900, Secretary of the Army, Under secretary of the Army, Assistant secretary of the Army, General schedule grades: GS-18, Range \$14,800; GS-17, Range \$13,975 to \$14,620; GS-16, Range \$12,900 to \$13,760; GS-15, Range \$11,610 to \$12,690; Accountant, Administrative assistant, Administrative officer, Anthropologist, Appraiser, Art director, Attorney, Attorney-adviser.

DETAIL OF PERSONAL SERVICES—continued

Table with columns: 1955 actual, 1956 estimate, 1957 estimate. Rows include Departmental—Continued, General schedule grades—Continued, GS-15, Range \$11,610 to \$12,690—Con., Budget analyst, Business analyst, Chemist, Comptroller, Deputy comptroller, Economist, Educational officer, Employee utilization officer, Engineer, Financial analyst, Fiscal officer, Geographer, Historian, Information and editorial specialist, Information officer, Industrial specialist, Management officer, Medical officer, Military intelligence research analyst, Military operations specialist, Organization and methods examiner, Penologist, Personnel director, Personnel officer, Physical science officer, Physician, Placement officer, Planning officer, Printing and publication officer, Procurement officer, Program progress analyst, Psychologist, Records administrator, Safety director, Salary and wage analyst, Scientific administrator, Social psychologist, Staff assistant, Statistician, Supply requirements and distribution officer, Training officer, Transportation officer, Trial examiner, GS-14, Range \$10,320 to \$11,395; Accountant, Administrative officer, Archivist, Attorney, Attorney-adviser, Auditor, Biochemist, Budget analyst, Budget and fiscal officer, Budget officer, Business analyst, Cartographer, Commodity industry analyst, Communication officer, Contract specialist, Deputy comptroller, Economist, Editor, Educational officer, Employee utilization officer, Engineer, Equipment technician, Financial analyst, Historian, Information officer, Industrial specialist, Inspector, Labor relations officer, Local administrator, Librarian, Management officer, Manpower analyst, Medical officer, Metallurgist, Military analyst, Military intelligence research analyst, Organization and methods examiner, Personnel assistant, Personnel director, Personnel officer, Physical science officer, Planting officer, Policy and regulations specialist, Procurement officer, Production specialist, Program progress analyst, Realty officer, Research psychologist, Safety director, Salary and wage analyst, Scientific administrator, Social psychologist, Staff assistant, Statistician, Storage officer.











CURRENT AUTHORIZATIONS—Continued

DEPARTMENT OF THE ARMY—Continued

Maintenance and Operations, Army—Continued

DETAIL OF PERSONAL SERVICES—continued

Table with columns: Field—Continued, 1955 actual, 1956 estimate, 1957 estimate. Rows include General schedule grades, Fire prevention officer, Fiscal officer, Food technologist, Forester, Geographer, Hematologist, Historian, Hotel manager, Identification specialist, Information and editorial specialist, Information officer, Illustrator, Industrial specialist, Inspector, Instrument specialist, Investigator, Labor relations officer, Legal administrator, Liaison officer, Librarian, Linguist, Maintenance program planner, Maintenance specialist, Management officer, Manpower analyst, Marine inspector, Marine superintendent, Marine surveyor, Mathematician, Medical histologist, Medical officer, Mess officer, Metallurgist, Meteorologist, Microbiologist, Military analyst, Military intelligence research analyst, Military operations specialist, Military personnel officer, Motion-picture director, Motion-picture illustrator, Motion-picture photographer, Motion-picture sound and recording supervisor, Movements control officer, Museum curator, Organization and equipment specialist, Organization and methods examiner, Organist and choirmaster, Parasitologist, Patent examiner, Payroll officer, Personnel assistant, Personnel officer, Personnel representative, Personnel requirements analyst, Personnel research technician, Pharmacist, Pharmacologist, Photographer, Physical science officer, Physicist, Physiologist, Pigeon husbandryman, Placement assistant, Placement officer, Planning officer, Planning and production specialist, Policy and regulations specialist, Position classifier, Postal adviser, Price analyst, Principal, Printing and publication officer, Prison administrator, Processing and parking technician, Procurement and supply supervisor, Procurement officer, Production specialist, Program progress analyst, Property and supply assistant, Property and supply officer, Property disposal officer, Psychologist, Publications editor, Publications officer, Publications writer, Public information officer, Radio information officer.

DETAIL OF PERSONAL SERVICES—continued

Table with columns: Field—Continued, 1955 actual, 1956 estimate, 1957 estimate. Rows include General schedule grades, Radio station manager, Railway master mechanic, Rate specialist, Realty officer, Records administrator, Recreation director, Research analyst, Safety director, Salary and wage analyst, Sanitation officer, Security officer, Shops and service specialist, Shop superintendent, Small business specialist, Social worker, Space control officer, Spare parts analyst, Special operations division chief, Specification writer, Staff assistant, Statistician, Storage officer, Studio prop officer, Superintendent, Supply requirements and distribution officer, Supply storage and distribution officer, Surveillance chief, Tabulating equipment and electrical accounting machine technician, Teacher, Technologist, Testing specialist, Toxicologist, Traffic manager, Training officer, Transportation officer, Transportation requirements analyst, Transportation research analyst, Accountant, Administrative assistant, Administrative officer, Acronomist, Appraiser, Archivist, Art director, Athletic director, Attorney, Attorney-adviser, Auditor, Budget analyst, Budget and fiscal officer, Budget officer, Business analyst, Cartographer, Cataloger, Chemist, Claims examiner, College instructor, Commissary officer, Commodity industry analyst, Communication officer, Comptroller, Construction superintendent, Contract specialist, Criminal investigator, Deputy comptroller, Deputy regional director, Designer, Dietitian, Disbursing officer, Draftsman, Educational officer, Electronic mechanic, Employee utilization officer, Engineer, Engineering aide, Equipment technician, Executive secretary, Exhibit construction specialist, Film editor, Film library officer, Fire chief, Fireman, Fire prevention officer, Fiscal officer, Geographer, Hotel manager, Information and editorial specialist, Information and education specialist, Information officer, Illustrator, Industrial specialist.



DETAIL OF PERSONAL SERVICES—continued

Field—Continued General schedule grades—Continued GS-10. Range \$5,915 to \$6,725—Con.	1955 actual		1956 estimate		1957 estimate	
	Num-ber	Total salary	Num-ber	Total salary	Num-ber	Total salary
Inspector.....	217	\$1,252,350	210	\$1,298,850	207	\$1,293,795
Labor relations officer.....	1	6,250	1	6,725	1	6,725
Legal administrator.....	1	6,000	1	6,455	1	6,455
Liaison officer.....	1	5,625	2	11,965	2	12,100
Librarian.....	20	113,560	20	123,700	20	125,050
Linguist.....	2	12,500	4	28,115	4	28,535
Maintenance specialist.....	6	36,500	7	44,645	7	45,050
Management officer.....	3	17,625	3	19,230	3	19,230
Manpower analyst.....	4	22,875	4	25,010	4	25,550
Marine inspector.....	7	43,965	6	38,865	6	38,865
Marine superintendent.....	13	78,000	13	83,645	13	84,050
Marine surveyor.....	4	23,475	4	24,875	4	24,875
Metallurgist.....	1	5,875	1	6,320	1	6,455
Military intelligence research analyst.....	8	46,750	8	48,400	8	49,750
Military operations specialist.....	1	5,500	1	5,915	1	6,050
Military personnel officer.....	2	11,125	1	5,915	1	6,050
Mortician.....	1	5,625	1	6,185	1	6,320
Motion-picture director.....	3	17,375	3	19,095	3	19,230
Motion-picture illustrator.....	8	48,000	8	51,640	5	32,275
Motion-picture photographer.....	3	18,250	3	19,635	3	20,040
Motion-picture specialist.....	2	11,625	2	12,505	2	12,640
Motion-picture sound and recording supervisor.....	1	6,000	1	6,455	1	6,590
Motion-picture studio manager.....	1	6,000	1	6,455	1	6,590
Museum curator.....	1	6,000	1	6,590	1	6,725
Organization and equipment specialist.....	5	28,375	5	30,250	5	30,520
Organization and methods examiner.....	101	587,885	95	574,750	93	566,700
Orthopedic technologist.....	1	5,625	1	6,185	1	6,185
Payroll officer.....	3	16,875	3	18,690	3	18,690
Personnel assistant.....	19	110,250	16	100,715	16	100,850
Personnel officer.....	27	162,375	27	174,150	27	176,030
Personnel representative.....	15	87,550	14	84,700	14	86,050
Pharmacist.....	2	11,000	2	11,965	2	12,235
Photographer.....	1	5,875	1	6,455	1	6,590
Pier superintendent.....	1	6,500	1	6,995	1	6,995
Placement officer.....	2	12,250	2	13,180	2	13,315
Planning officer.....	2	12,000	2	12,910	2	12,910
Planning and production specialist.....	2	11,750	2	12,640	2	12,640
Position classifier.....	69	397,935	65	492,025	65	404,725
Price analyst.....	4	24,750	4	25,280	4	25,550
Principal.....	15	77,625	14	84,700	14	86,050
Printing and publication officer.....	2	11,625	2	12,640	2	12,910
Prison mechanic supervisor.....	1	5,875	1	6,320	1	6,455
Processing and packing technician.....	5	28,250	5	30,925	5	31,195
Procurement and supply supervisor.....	20	116,000	20	126,940	20	128,290
Procurement officer.....	86	499,625	84	531,825	85	545,975
Production specialist.....	111	640,625	108	667,980	108	673,380
Program progress analyst.....	2	11,375	2	12,235	2	12,370
Property and supply assistant.....	7	40,750	7	44,645	7	45,725
Property and supply officer.....	52	303,000	50	309,250	50	313,300
Property disposal officer.....	14	79,625	14	84,700	14	86,050
Publications editor.....	6	34,625	5	30,655	5	31,330
Publications officer.....	2	11,125	2	12,100	2	12,370
Publications writer.....	23	132,125	19	116,580	19	117,255
Public information officer.....	2	11,625	1	6,050	1	6,050
Radio control specialist.....	4	23,000	4	25,145	4	25,685
Radio information officer.....	26	152,125	24	154,110	24	156,000
Railway master mechanic.....	1	5,625	1	6,050	1	6,050
Rate specialist.....	1	5,625	1	6,050	1	6,050
Real property disposal specialist.....	3	17,000	4	24,555	4	25,010
Realty officer.....	25	150,700	24	145,200	24	146,550
Recorder.....	1	6,250	1	6,725	1	6,725
Records administrator.....	2	11,375	1	6,320	1	6,320
Recreation director.....	21	122,205	15	92,370	11	68,980
Refrigeration adviser.....	2	11,625	2	12,640	2	12,775
Safety director.....	16	93,125	16	100,175	16	101,120
Salary and wage analyst.....	10	57,580	8	49,345	8	50,020
Security and intelligence officer.....	7	40,875	6	37,110	6	37,515
Security officer.....	8	45,250	7	43,205	7	43,835
Shops and service specialist.....	2	11,750	2	12,910	2	13,180
Shop superintendent.....	21	122,200	20	125,995	17	109,465
Shorthand reporter.....	3	17,625	3	19,365	3	19,635
Space control officer.....	1	6,125	1	6,590	1	6,725
Spare parts analyst.....	12	70,375	12	75,840	12	76,380
Special operations division chief.....	1	5,550	1	5,910	1	6,050
Statistician.....	14	80,920	14	88,210	14	89,560
Storage officer.....	29	168,125	28	173,180	27	168,345
Studio prop officer.....	1	5,875	1	6,320	1	6,320
Superintendent.....	48	285,895	47	290,695	45	282,375
Supply requirements and distribution officer.....	88	502,805	87	540,120	86	537,985
Supply storage and distribution officer.....	83	481,035	82	507,170	79	494,015
Surveillance chief.....	9	50,750	5	30,925	5	31,060
Tabulating equipment and electrical accounting machine technician.....	29	168,500	28	177,770	28	180,335
Teacher.....	3	16,875	4	25,280	4	25,685
Technologist.....	2	11,500	3	18,420	3	18,690
Time, leave, and payroll supervisor.....	1	5,500	1	6,050	1	6,185
Toxicologist.....	2	11,750	2	12,910	2	13,180
Traffic manager.....	25	146,040	25	158,000	24	153,030
Training officer.....	69	395,500	66	408,210	59	370,315
Transportation officer.....	33	191,250	31	192,410	30	186,225
Transportation requirements analyst.....	8	47,250	7	44,915	7	45,320
Veterinarian.....	1	5,750	1	6,320	1	6,320
Visual aids specialist.....	1	5,500	1	5,915	1	6,050
GS-9. Range \$5,440 to \$6,250.						
Accountant.....	204	1,086,625	200	1,142,000	184	1,064,140
Actuary.....	1	5,560	1	6,115		

DETAIL OF PERSONAL SERVICES—continued

Field—Continued General schedule grades—Continued GS-9. Range \$5,440 to \$6,250—Con.	1955 actual		1956 estimate		1957 estimate	
	Num-ber	Total salary	Num-ber	Total salary	Num-ber	Total salary
Administrative assistant.....	290	\$1,550,670	280	\$1,620,340	276	\$1,611,195
Administrative officer.....	116	619,430	112	639,520	108	618,030
Agriculturist.....	2	10,495	2	11,555	2	11,555
Agronomist.....	9	48,540	10	58,315	10	59,260
Airplane pilot.....	14	70,965	1	5,575	1	5,575
Animal husbandryman.....	1	5,310	1	5,845	1	5,980
Appraiser.....	8	46,270	8	49,580	8	50,385
Architect.....	12	65,345	12	68,520	11	64,160
Archivist.....	5	26,425	6	34,260	6	34,665
Art director.....	1	5,435	1	5,980	1	6,115
Artist.....	1	5,685	1	6,250	1	6,250
Athletic director.....	6	33,610	6	36,940	6	37,790
Attorney.....	9	48,415	9	53,010	8	47,300
Attorney-adviser.....	50	263,875	48	276,375	48	280,155
Auditor.....	527	2,807,930	509	2,783,810	508	2,791,870
Bacteriologist.....	14	75,670	13	74,230	13	75,580
Biochemist.....	8	43,360	6	35,070	6	35,340
Biologist.....	3	16,305	3	17,940	3	18,345
Budget analyst.....	59	316,055	58	331,180	57	329,520
Budget and fiscal officer.....	23	123,630	22	128,890	23	136,090
Business officer.....	37	194,600	37	211,270	37	213,970
Business analyst.....	8	42,855	8	46,490	7	41,455
Cartographer.....	236	1,273,135	228	1,271,100	226	1,279,670
Cataloger.....	131	697,130	126	719,460	124	721,675
Chaplain.....	2	10,120	2	11,150	2	11,420
Chemist.....	49	264,480	49	279,790	48	278,130
Claims examiner.....	26	139,185	23	131,465	23	131,870
College instructor.....	52	285,245	51	304,710	51	308,625
Commissary officer.....	8	48,575	8	46,355	7	40,780
Commodity industry analyst.....	5	26,925	5	29,630	5	30,305
Communication officer.....	45	237,575	45	256,950	45	259,650
Comptroller.....	4	21,255	5	27,730	5	27,990
Construction superintendent.....	22	117,320	21	119,910	21	121,260
Contract specialist.....	193	1,022,765	190	1,084,900	190	1,098,400
Criminal investigator.....	11	58,910	11	63,620	11	64,970
Cryptographer.....	1	5,560	1	6,115	1	6,115
Dental officer.....	2	10,620	1	5,845	1	5,845
Deputy comptroller.....	2	10,620	2	11,960	2	11,960
Designer.....	1	5,060	1	5,440	1	5,575
Dietitian.....	2	10,620	2	12,230	2	12,565
Disbursing officer.....	2	11,120	2	11,960	3	17,535
Draftsman.....	45	246,710	46	264,550	46	268,880
Editor.....	12	62,345	11	62,810	11	64,160
Educational officer.....	235	1,256,660	227	1,296,170	217	1,253,255
Electronic mechanic.....	45	238,575	41	237,080	42	243,600
Electronic scientist.....	9	46,915	9	50,175	9	50,985
Employee utilization officer.....	262	1,415,345	254	1,482,780	249	1,469,680
Engineer.....	774	4,106,245	771	4,377,400	768	4,403,750
Engineering aide.....	5	27,305	3	16,995	3	17,265
Entomologist.....	4	22,660	4	24,190	4	24,460
Equipment technician.....	417	2,229,835	416	2,409,085	410	2,374,015
Executive secretary.....	14	75,340	13	75,985	13	77,065
Exhibit construction specialist.....	3	16,180	3	17,535	3	17,805
Field representative.....	6	33,735	6	35,475	6	35,475
Film editor.....	2	10,370	2	10,880	2	11,150
Film library officer.....	10	54,225	10	58,990	10	59,260
Financial analyst.....	3	16,055	3	17,400	3	17,400
Fire chief.....	27	153,070	25	149,500	25	152,200
Fireman.....	19	104,395	16	94,650	14	83,780
Fire prevention officer.....	6	35,560	6	37,770	6	37,770
Fiscal officer.....	63	333,910	65	375,470		

CURRENT AUTHORIZATIONS—Continued

DEPARTMENT OF THE ARMY—Continued

Maintenance and Operations, Army—Continued

DETAIL OF PERSONAL SERVICES—continued

Table with columns: Field—Continued, General schedule grades—Continued, GS-9. Range \$5,440 to \$6,250—Con., 1955 actual, 1956 estimate, 1957 estimate. Rows include various technical and administrative roles like Medical histologist, Metallurgist, etc.

DETAIL OF PERSONAL SERVICES—continued

Table with columns: Field—Continued, General schedule grades—Continued, GS-9. Range \$5,440 to \$6,250—Con., 1955 actual, 1956 estimate, 1957 estimate. Rows include roles like Field—Continued, General schedule grades—Continued, GS-9. Range \$5,440 to \$6,250—Con., Studio prop officer, etc.

DETAIL OF PERSONAL SERVICES—continued

	1955 actual	1956 estimate	1957 estimate
	Num-ber Total salary	Num-ber Total salary	Num-ber Total salary
<b>Field—Continued</b>			
Ungraded positions at hourly, daily, etc., rates—Continued			
Equivalent to \$5,440 or above—Con.			
Information and editorial specialist	2	\$10,900	2 \$10,900
Information officer	2	12,625	2 12,625
Inspector	913	871	866
Instrument maintenance worker	85,899,190	5,733,499	5,715,337
Instrument specialist	41 238,771	41 249,936	42 256,522
Interpreter	1 6,340	1 6,340	1 6,340
Linguist	3 25,500	3 25,500	3 25,500
Machine shop worker	119 729,223	135 836,727	126 793,921
Masonry, plastering and roofing worker	3 18,153	6 36,999	6 37,331
Master, dredges, barges, tugs, tow-boats, etc.	18 97,360	7 43,168	7 44,167
Meatcutter	10 58,030	11 64,451	11 65,586
Mechanic	473	311	313
Metalworker and processor	2,638,560	1,809,061	1,830,017
Mobile industrial equipment and maintenance operator	118 695,296	118 715,732	118 724,106
	396	397	386
Optical worker	2 471,947	2 523,775	2 453,451
Packing and processing worker	21 114,019	17 100,828	17 101,432
Painter	27 154,664	27 154,981	28 162,453
Pipefitter	40 232,723	39 228,887	39 230,558
Printing and reproduction worker	64 410,331	63 407,088	63 412,905
	221	226	228
Production technician	1 291,351	1 328,484	1 342,181
Property man	10 62,326	9 55,878	9 55,878
Publications writer	35 217,208	35 225,824	30 193,456
Radio information officer	1 6,240	1 6,240	1 6,240
Railroad operation and maintenance worker	15 83,121	15 83,121	15 83,121
Repairman	25 139,306	14 79,503	17 97,892
	179	152	153
Scenic artist	1 040,279	885,506	902,643
Shpfitter	5 35,254	5 36,254	4 30,204
Spotter, dry cleaning	13 75,097	13 76,665	11 63,740
Steamfitter	58 335,921	44 260,260	43 269,297
Superintendent	78 513,996	83 568,122	83 569,173
Supervisor	478	494	498
Warehousesman	2,904,347	3,030,962	3,061,025
Wire communications equipment installation and maintenance worker	168 976,382	156 929,390	157 942,534
Equivalent to less than \$5,440	59 349,708	43 258,983	46 271,563
	114,309	103,289	101,503
Local wage rate (foreign nationals paid at local wage rates in the oversea commands)	442,360,478	402,475,361	394,918,634
	40,113	26,912	26,598
	14,054,306	13,536,736	13,378,794
<b>Total permanent, field</b>	325,876	297,592	293,721
Deduct lapses	1,155,285,606	1,146,464,101	1,132,171,499
	31,567	12,272	12,957
	84,804,823	30,094,840	27,049,300
Add net increase due to changes in pay scales for part of year	14,767,750		
<b>Net permanent, field (average number, net salary):</b>			
United States and possessions	245,157	249,085	244,826
Foreign countries:	1,020,334,602	1,046,517,892	1,036,655,782
United States rates	9,417	10,556	10,669
Local rates	51,006,681	56,934,832	55,756,110
	39,735	25,679	25,269
	13,907,250	12,916,537	12,710,307
<b>Positions other than permanent:</b>			
Temporary employment:			
United States and possessions	8,592,440	3,614,417	3,853,249
Foreign countries:			
United States rates	23,770	38,020	
Local rates	7,560,000	5,670,000	5,670,000
Part-time employment:			
United States and possessions	294,212	350,424	340,763
Foreign countries: United States rates	77,890	58,775	31,675
Intermittent employment:			
United States and possessions	767,339	782,496	743,307
Foreign countries: United States rates	17,625	6,750	6,750
Regular pay above 52-week base	3,899,141	3,819,202	
Payment above basic rates:			
Overtime and holiday pay	18,522,462	17,154,480	17,038,296
Nightwork differential	2,686,084	2,685,591	2,602,967
Living and quarters allowances	3,928,521	3,225,735	3,098,422
Additional pay for service abroad	5,267,978	4,970,381	4,046,421
Uniform allowances	372,946	902,916	900,916
Additional pay for maritime service	96,900	93,865	93,465
Other payments for personal services:			
Korean service corps	1,968,000	1,622,200	1,494,100
Payments to other agencies for reimbursable details	432,690	656,742	664,515
<b>All personal services, field</b>	1,139,756,531	1,162,021,255	1,145,707,045
<b>01 Personal services</b>	1,205,480,586	1,229,943,555	1,213,583,345
<b>Salaries and wages in the foregoing schedule are distributed as follows:</b>			
"Maintenance and operations, Army"	1,172,586,671	1,195,329,536	1,172,523,000
Direct obligations	30,725,257	33,931,000	40,430,000

DETAIL OF PERSONAL SERVICES—continued

	1955 actual	1956 estimate	1957 estimate
Salaries and wages in the foregoing schedule are distributed as follows—Con.			
"Advances for supplies and expenses, United Nations Korean Reconstruction Agency, Army" (trust fund)	\$37,404	\$20,282	
"Operation and maintenance, Air Force"	265,016		
"Strategic and critical materials, General Services Administration"	1,328,129		
"Revolving fund, defense production, General Services Administration"	15,450		
"Plant and equipment, Atomic Energy Commission"	13,976	100,000	\$100,000
"Operating expenses, Atomic Energy Commission"	287,723	323,960	289,745
"Payments to school districts, Office of Education"	158,603	175,777	180,600
"Civil defense procurement fund, Federal Civil Defense Administration"	1,830		
"Inpatient care, Veterans Administration"	60,467	60,000	60,000

Military Construction, Army Reserve Forces

DETAIL OF PERSONAL SERVICES

	1955 actual	1956 estimate	1957 estimate
	Num-ber Total salary	Num-ber Total salary	Num-ber Total salary
<b>Field:</b>			
General schedule grades:			
GS-13. Range \$8,990 to \$10,065:			
Engineer	2 \$17,120	2 \$18,410	2 \$18,625
GS-12. Range \$7,570 to \$8,645:			
Architect	1 7,440	1 8,000	1 8,215
Engineer	6 44,840	8 64,000	10 79,785
GS-11. Range \$6,390 to \$7,465:			
Architect	1 6,140	4 25,775	4 25,990
Construction superintendent	1 6,740	7 45,590	7 45,805
Engineer	8 48,320	34 219,000	36 234,260
Inspector	1 6,140	3 19,135	16 102,420
GS-10. Range \$5,915 to \$6,725:			
Administrative assistant	1 5,625	2 12,100	2 12,370
Engineer	1 6,000	24 142,635	24 145,875
GS-9. Range \$5,440 to \$6,250:			
Architect	2 10,245	8 43,655	8 44,735
Construction superintendent	1 5,060	7 38,215	28 153,400
Draftsman	2 10,620	2 11,420	2 11,690
Engineer	11 59,160	37 206,545	60 336,660
Inspector	1 5,560	8 44,195	10 56,155
GS-8. Range \$4,970 to \$5,780:			
Architect	3 14,610	5 26,065	5 26,740
GS-7. Range \$4,525 to \$5,335:			
Architect	10 44,550	10 49,300	12 59,700
GS-6. Range \$4,080 to \$4,890:			
Architect	7 25,315	7 31,395	16 69,060
GS-5. Range \$3,670 to \$4,480:			
Architect	9 32,940	9 36,675	16 63,580
GS-4. Range \$3,415 to \$3,925:			
Architect	8 26,680	8 29,360	8 30,040
GS-3. Range \$3,175 to \$3,685:			
Architect	11 34,210	11 37,730	11 38,665
GS-2. Range \$2,960 to \$3,470:			
Architect	8 23,280	8 25,720	8 26,400
<b>Total permanent, field</b>	95 443,595	205 1,134,920	286 1,590,170
Deduct lapses	38 151,666	13 60,048	11 45,170
Add net increase due to change in pay scales for part of year	5,809		
<b>Net permanent, field (average number, net salary)</b>	57 297,738	192 1,074,872	275 1,545,000
Regular pay above 52-week base	1,144	4,128	
Payment above basic rates: Overtime and holiday pay	12,905	38,000	40,000
<b>01 Personal services</b>	311,787	1,117,000	1,585,000

Army National Guard

DETAIL OF PERSONAL SERVICES

	1955 actual	1956 estimate	1957 estimate
	Num-ber Total salary	Num-ber Total salary	Num-ber Total salary
<b>Departmental:</b>			
General schedule grades:			
GS-14. Range \$10,320 to \$11,395:			
Construction management engineer	1 \$9,600	1 \$10,320	1 \$10,320
GS-13. Range \$8,990 to \$10,065:			
Administrative officer	1 8,360	1 8,990	1 8,990
Construction management engineer	2 16,720	2 17,980	3 26,970
GS-12. Range \$7,570 to \$8,645:			
Administrative officer		2 15,140	2 15,140
Construction management engineer	2 15,080	2 16,215	1 8,645
Maintenance analyst	1 8,040	1 8,860	1 8,860
GS-11. Range \$6,390 to \$7,465:			
Administrative assistant	2 12,080	1 6,605	2 12,995
Budget analyst		1 6,390	1 6,390
Contract specialist	1 6,340	1 7,035	1 7,035
Information specialist			1 6,390
Position classifier	1 6,940	1 7,680	1 7,680
Program progress analyst	1 6,540	1 7,250	1 7,250

CURRENT AUTHORIZATIONS—Continued

DEPARTMENT OF THE ARMY—Continued

Army National Guard—Continued

DETAIL OF PERSONAL SERVICES—continued

Table with columns for 1955 actual, 1956 estimate, and 1957 estimate, detailing personal services for the Army National Guard.

DETAIL OF PERSONAL SERVICES—continued

Table with columns for 1955 actual, 1956 estimate, and 1957 estimate, detailing personal services for the Department of the Army.

Research and Development, Army

DETAIL OF PERSONAL SERVICES

Table with columns for 1955 actual, 1956 estimate, and 1957 estimate, detailing personal services for Research and Development in the Army.

## DEPARTMENT OF DEFENSE—MILITARY FUNCTIONS

155

## DETAIL OF PERSONAL SERVICES—continued

	1955 actual		1956 estimate		1957 estimate	
	Num-ber	Total salary	Num-ber	Total salary	Num-ber	Total salary
<b>DEPARTMENT OF THE ARMY—continued</b>						
<b>Field—Continued</b>						
<b>General schedule grades—Continued</b>						
<b>GS-12. Range \$7,570 to \$8,645:</b>						
Accountant.....	7	\$50,280	3	\$23,570	4	\$31,355
Administrative officer.....	6	44,440	7	55,570	6	48,430
Anthropologist.....	1	7,440	2	16,000	2	16,430
Architect.....	2	15,480	2	16,215	2	16,215
Attorney-adviser.....	3	22,920	4	31,355	5	39,570
Bacteriologist.....	19	135,290	3	23,140	3	23,355
Ballistician.....	1	7,240	1	8,000	1	8,000
Biochemist.....	13	93,920	7	54,925	7	55,355
Biologist.....	6	43,840	10	77,635	10	78,065
Budget and fiscal officer.....	1	7,440	2	16,000	2	16,430
Budget officer.....	1	7,840	1	8,645	1	8,645
Chemist.....	45	327,800	40	312,690	38	301,850
Communication officer.....	18	133,920	18	147,870	18	147,870
Comptroller.....	1	7,440	1	8,000	1	8,000
Construction superintendent.....	1	7,040	1	7,570	1	7,785
Contract specialist.....	3	21,720	3	23,785	3	24,215
Designer, clothes.....	4	29,760	4	32,000	3	24,645
Draftsman.....	1	7,440	1	8,000	1	8,215
Electronic scientist.....	29	209,760	32	246,325	36	278,970
Employee utilization officer.....	3	21,320	3	22,925	3	23,140
Engineer.....	733		683		716	
	5,420	520	5,405	580	5,610	610
Entomologist.....	4	29,760	4	32,860	4	33,075
Equipment technician.....	8	60,120	8	64,000	7	57,290
Executive secretary.....	1	7,240	1	7,785	1	8,000
Geographer.....	5	37,200	5	40,000	4	32,860
Geophysicist.....	1	7,040	1	7,570	1	7,785
Information and editorial specialist.....	1	7,240	1	8,000	1	8,215
Information officer.....	1	7,240	1	7,785	1	8,000
Inspector.....	2	14,480	3	23,140	3	23,355
Instrument specialist.....	1	7,440	1	8,000	1	8,215
Investigator.....	1	7,040	1	7,570	1	7,785
Librarian.....	2	15,480	2	16,645	2	16,860
Management officer.....	1	7,440	1	7,570	1	7,570
Mathematician.....	28	199,520	27	205,680	28	214,755
Medical histologist.....	1	7,840				
Medical officer.....	2	15,080	1	8,000	1	8,215
Metallurgist.....	4	29,360	4	31,570	4	32,430
Meteorologist.....	2	15,480	2	16,645	2	16,860
Microbiologist.....	3	21,920	3	23,570	3	24,000
Military analyst.....	2	14,880	2	16,000	2	16,430
Military intelligence research ana-lyst.....	1	7,040	1	7,570	1	7,570
Motion-picture director.....	1	7,440	1	8,215	1	8,215
Mycologist.....	2	15,080	2	16,000	2	16,430
Organization and methods examiner.....	7	51,280	5	38,925	5	39,785
Orthopedic technologist.....	2	14,080	2	15,570	2	15,570
Patent examiner.....	1	7,440	1	8,000	1	8,215
Pathologist.....	2	14,880				
Personnel officer.....	2	14,880	1	8,000	1	8,215
Pharmacologist.....	4	29,560	4	32,430	4	32,645
Physical science officer.....	3	23,120	2	17,075	2	17,290
Physicist.....	48	348,720	43	341,635	43	345,915
Physiologist.....	7	51,280	7	54,495	8	62,495
Position classifier.....	2	14,680	2	15,785	2	16,000
Procurement officer.....	1	7,040	1	7,570	1	7,785
Production specialist.....	4	28,160	4	30,280	4	30,925
Program progress analyst.....	1	7,440	1	8,000	1	8,215
Psychologist.....	5	36,200	5	39,140	5	39,785
Psychophysicist.....	3	21,320	3	22,925	3	22,925
Publications editor.....	1	7,440	1	8,000	1	8,215
Publications officer.....	1	7,040	1	7,570	1	7,570
Radiobiologist.....	1	7,040	1	7,570	1	7,570
Research analyst.....	10	71,000	12	91,270	13	99,055
Research psychologist.....	14	101,560	14	109,955	14	109,955
Safety director.....	2	14,680	2	15,785	2	16,215
Sanitation officer.....	1	7,040	1	7,570	1	7,785
Scientific administrator.....	1	7,040	1	7,570	1	7,785
Scientist.....	11	78,240	9	68,775	9	70,065
Security officer.....	1	7,840				
Statistician.....	9	64,160	5	38,475	5	38,905
Superintendent.....	1	7,240	1	7,785	1	8,000
Technologist.....	23	170,320	22	175,570	17	139,225
Training officer.....	1	7,040				
Transportation officer.....	1	7,040	2	15,355	2	15,355
Veterinarian.....	1	7,440				
Visual aids specialist.....	1	7,440	1	8,000	1	8,215
<b>GS-11. Range \$6,390 to \$7,465:</b>						
Accountant.....	6	37,540	4	26,420	3	20,245
Administrative assistant.....	7	44,380	7	48,600	7	49,030
Administrative officer.....	12	73,680	8	52,410	8	53,055
Agronomist.....	1	6,940				
Animal husbandryman.....	1	6,140	1	6,390	1	6,605
Attorney-adviser.....	6	36,040	4	25,990	4	25,990
Auditor.....	4	24,960	4	26,850	3	20,675
Bacteriologist.....	43	259,020	4	26,205	4	26,420
Ballistician.....	2	13,280	1	7,250	1	7,465
Biochemist.....	20	122,400	10	65,835	10	66,910
Biologist.....	3	18,420	4	25,560	4	25,775
Botanist.....	1	5,940				
Budget analyst.....	4	24,560	2	13,425	2	13,855
Budget officer.....	1	5,940	2	12,780	2	12,995
Cartographer.....	1	5,940	1	6,390	1	6,605
Chemist.....	69	424,460	64	425,300	60	407,265
Communication officer.....	4	24,160	4	26,420	4	26,850
Contract specialist.....	9	55,260	6	40,920	5	34,530
Deputy comptroller.....	1	5,940	1	6,390	1	6,390
Designer, clothes.....	3	19,020	3	20,460	2	14,070
Draftsman.....	7	43,980	7	47,310	5	34,530
Electronic mechanic.....	1	5,940	2	12,780	2	12,995
Electronic scientist.....	114	728,960	115	801,285	118	824,540
Employee utilization officer.....	8	49,520	7	46,665	6	40,705
Engineer.....	707		581		593	
	4,444	380	3,908	670	4,012	870

## DETAIL OF PERSONAL SERVICES—continued

	1955 actual		1956 estimate		1957 estimate	
	Num-ber	Total salary	Num-ber	Total salary	Num-ber	Total salary
<b>DEPARTMENT OF THE ARMY—continued</b>						
<b>Field—Continued</b>						
<b>General schedule grades—Continued</b>						
<b>GS-11. Range \$6,390 to \$7,465—Con.</b>						
Engineering aide.....	1	\$6,140	1	\$6,605	1	\$6,605
Entomologist.....	4	24,560	2	13,210	2	13,640
Equipment technician.....	43	266,620	44	294,490	42	285,795
Fiscal officer.....	1	6,140	1	6,820	1	6,820
Geographer.....	3	19,020	3	20,460	2	14,070
Geologist.....	2	12,680	2	13,855	2	14,070
Geophysicist.....	2	11,880	2	12,995	2	13,210
Hematologist.....	1	6,740				
Historian.....	3	18,420	3	20,030	3	20,460
Information officer.....	4	24,960	3	20,460	2	14,070
Illustrator.....	1	6,940	1	7,465	1	7,465
Inspector.....	2	12,080	2	12,995	2	13,210
Instrument specialist.....	10	61,000	8	52,195	10	67,125
Interpreter.....	1	5,940	1	6,605	1	6,605
Librarian.....	3	19,220	2	13,855	2	14,285
Maintenance specialist.....	1	6,340	1	6,820	1	7,035
Mathematician.....	240		225		234	
	1,499,200		1,511,925		1,603,190	
Metallurgist.....	4	23,760	4	25,560	4	25,990
Meteorologist.....	6	37,640	5	34,100	2	14,070
Microbiologist.....	2	12,680	2	13,640	1	7,035
Microscopist.....	1	6,340	1	6,820	1	7,035
Military analyst.....	4	24,960	4	27,065	3	20,890
Military intelligence research ana-lyst.....	2	11,880	1	6,390	1	6,390
Motion-picture director.....	2	12,480	2	13,640	2	13,855
Nyctologist.....	2	13,680	2	14,070	2	14,500
Organization and methods examiner.....	12	73,680	12	79,690	11	73,945
Orthopedic technologist.....	3	18,820	3	19,815	5	33,670
Parasitologist.....	1	6,540	1	7,035	1	7,250
Pathologist.....	6	35,840				
Personnel officer.....	1	6,140	1	6,605	1	6,820
Pharmacologist.....	2	12,080	2	12,780	2	13,210
Photographer.....	2	12,680	2	13,855	2	14,285
Physicist.....	210		247		246	
	1,319,200		1,673,360		1,687,180	
Physiologist.....	10	61,400	9	59,660	8	53,915
Placement assistant.....	1	6,340	1	6,820	1	7,035
Position classifier.....	6	37,040	5	32,595	5	33,025
Procurement officer.....	2	12,280	2	13,210	2	13,425
Production specialist.....	3	18,220	3	19,600	3	20,030
Program progress analyst.....	1	6,340	1	6,820	1	7,035
Property and supply officer.....	2	12,880	2	14,070	2	14,285
Psychologist.....	4	24,560	4	26,420	3	20,030
Psychophysicist.....	2	11,880	2	12,780	2	12,780
Publications editor.....	5	32,300	6	40,490	6	41,135
Publications officer.....	1	6,140	1	6,605	1	6,820
Publications writer.....	3	19,220	4	25,990	4	26,635
Refrigeration adviser.....	1	5,940				
Research analyst.....	10	60,500	11	71,580	11	71,580
Research psychologist.....	27	166,380	26	166,400	26	166,400
Safety director.....	2	12,480	2	13,425	2	13,855
Salary and wage analyst.....	1	6,340	1	6,820	1	7,035
Scientific administrator.....	5	30,100	3	19,385	3	20,030
Scientist.....	15	90,700	18	116,310	18	117,815
Security officer.....	1	6,940	1	7,465	1	7,465
Shops and service specialist.....	1	5,940				
Staff assistant.....	1	5,940				
Statistician.....	9	55,260	7	46,470	7	46,685
Storage officer.....	2	12,680	2	13,855	2	14,070
Requirements and distribution offi-cer.....	2	13,080	3	20,675	3	20,675
Technologist.....	28	179,120				

CURRENT AUTHORIZATIONS—Continued

DEPARTMENT OF THE ARMY—Continued

Research and Development, Army—Continued

DETAIL OF PERSONAL SERVICES—continued

Table with 4 columns: Description, 1955 actual (Number, Total salary), 1956 estimate (Number, Total salary), and 1957 estimate (Number, Total salary). Rows include various roles like Scientist, Engineer, and Administrator.

DETAIL OF PERSONAL SERVICES—continued

DEPARTMENT OF THE ARMY—continued

Table with 6 columns: Description, 1955 actual (Number, Total salary), 1956 estimate (Number, Total salary), and 1957 estimate (Number, Total salary). Rows include roles like Shop superintendent, Statistician, and Engineer.

DETAIL OF PERSONAL SERVICES—continued

	1955 actual		1956 estimate		1957 estimate	
	Num-ber	Total salary	Num-ber	Total salary	Num-ber	Total salary
<b>DEPARTMENT OF THE ARMY—continued</b>						
<b>Field—Continued</b>						
Regular pay above 52-week base		\$314, 098		\$324, 029		
Payment above basic rates:						
Overtime and holiday pay	2, 057	943	1, 668	082	\$1, 087	803
Nightwork differential		137, 250		61, 457		48, 373
Allowance for uniforms				44, 400		44, 400
Additional pay for service abroad		13, 381		16, 555		16, 314
01 Personal services, Department of the Army	90, 975	336	89, 611	770	93, 485	207
<b>ALLOCATION TO DEPARTMENT OF COMMERCE</b>						
Add portion of salaries carried in other position schedules paid from this account	8	38, 013	26	134, 200		
<b>ALLOCATION TO DEPARTMENT OF HEALTH, EDUCATION, AND WELFARE</b>						
<b>Field:</b>						
General schedule grades:						
GS-13. Range \$8,990 to \$10,065: Scientist	1	8, 360				
GS-12. Range \$7,570 to \$8,645: Scientist	1	7, 640	1	8, 430	1	8, 430
GS-11. Range \$6,390 to \$7,465: Scientist	1	6, 940	1	7, 465	1	7, 465
GS-9. Range \$5,440 to \$6,250: Scientist	4	20, 615	3	16, 455	2	11, 015
GS-7. Range \$4,525 to \$5,335	11	48, 630	3	14, 520	1	4, 525
GS-5. Range \$3,670 to \$4,480	15	54, 025	7	27, 040	2	7, 880
GS-4. Range \$3,415 to \$3,925	4	13, 230	3	10, 330	3	10, 330
GS-3. Range \$3,175 to \$3,685	13	39, 310	1	3, 175		
GS-2. Range \$2,960 to \$3,470	4	11, 160	4	12, 180	3	9, 050
GS-1. Range \$2,690 to \$3,200	6	16, 520	6	17, 330	1	2, 690
Grades established by act of July 1, 1944 (42 U. S. C. 207):						
Director grade	1	10, 079				
Senior grade	2	17, 192	1	9, 781	1	9, 781
Full grade	3	23, 060	2	17, 015	1	7, 814
Senior assistant grade	10	66, 083	5	37, 152	3	22, 419
Junior assistant grade	2	8, 536	1	4, 268	1	4, 268
Ungraded positions at annual rates less than \$5,440:						
	2	6, 335				
Ungraded positions at hourly rates equivalent to less than \$5,440:						
	1	4, 205				
Total permanent, field	81	361, 950	38	185, 141	20	105, 667
Deduct lapses	23.5	117, 182	8.6	37, 309	2	11, 549
Add net increase due to changes in pay scales for part of year		5, 504				
Net permanent, field (average number, net salary)	57.5	250, 272	29.4	147, 832	18	94, 118
Positions other than permanent: Temporary employment						
	8	465		900		700
Regular pay above 52-week base		737		230		
Payment above basic rates: Overtime and holiday pay		2, 826		1, 700		300
01 Personal services, Department of Health, Education, and Welfare	262	301	150	662	95	118
<b>ALLOCATION TO DEPARTMENT OF THE INTERIOR, FISH AND WILDLIFE SERVICE</b>						
<b>Field:</b>						
General schedule grades:						
GS-9. Range \$5,440 to \$6,250: Chemist	1	5, 060	1	5, 440	1	5, 575
GS-5. Range \$3,670 to \$4,480	1	3, 660	1	3, 670	1	3, 805
GS-4. Range \$3,415 to \$3,925	1	3, 175	1	3, 500	1	3, 585
GS-3. Range \$3,175 to \$3,685	1	3, 270	1	3, 515	1	3, 600
Total permanent, field	4	15, 165	4	16, 125	4	16, 565
Deduct lapses	2	8, 192		1, 956	2	7, 785
Add—						
Net increase due to changes in pay scales for part of year		652				
Portion of salaries carried in other position schedules paid from this account	3	9, 441	2	10, 157	4	15, 795
Net permanent, field (average number, net salary)	5	17, 066	6	24, 326	6	24, 575
Positions other than permanent:						
Temporary employment		82				
Part-time employment		887		850		850
Intermittent employment		578		500		500
Regular pay above 52-week base		90		99		
Payment above basic rates: Overtime and holiday pay		4				
01 Personal services, Fish and Wildlife Service	18	707	25	775	25	925
<b>ALLOCATION TO LIBRARY OF CONGRESS</b>						
01 Personal services: Positions other than permanent	13	57, 867	12	61, 102		

DETAIL OF PERSONAL SERVICES—continued

	1955 actual		1956 estimate		1957 estimate	
	Num-ber	Total salary	Num-ber	Total salary	Num-ber	Total salary
<b>ALLOCATION TO DEPARTMENT OF STATE</b>						
<b>Departmental:</b>						
General schedule grades:						
GS-7. Range \$4,525 to \$5,335			1	\$5, 335		
GS-5. Range \$3,670 to \$4,480			1	4, 345		
GS-4. Range \$3,415 to \$3,925			1	3, 415		
GS-3. Range \$3,175 to \$3,685			1	3, 175		
Total permanent, departmental			4	16, 270		
Deduct lapses			0.3	1, 397		
Net permanent, departmental (average number, net salary)			3.7	14, 873		
Regular pay above 52-week base				57		
01 Personal services, Department of State				14, 930		

National Board for the Promotion of Rifle Practice, Army

DETAIL OF PERSONAL SERVICES

	1955 actual		1956 estimate		1957 estimate	
	Num-ber	Total salary	Num-ber	Total salary	Num-ber	Total salary
<b>Departmental:</b>						
General schedule grades:						
GS-7. Range \$4,525 to \$5,335	1	\$4, 330	1	\$4, 660	1	\$4, 660
GS-6. Range \$4,080 to \$4,890	2	8, 590	3	13, 725	3	13, 725
GS-5. Range \$3,670 to \$4,480	4	14, 765	2	8, 015	2	8, 015
GS-4. Range \$3,415 to \$3,925	6	20, 730	7	26, 200	7	26, 200
GS-3. Range \$3,175 to \$3,685	6	19, 220	6	21, 005	6	21, 005
Ungraded positions at hourly rates equivalent to less than \$5,440:						
	1	3, 070	1	3, 286	1	3, 286
Total permanent, departmental	20	70, 705	20	76, 891	20	76, 891
Deduct lapses	2	7, 076	1	3, 201	1	3, 201
Add net increase due to change in pay scales for part of year		3, 677				
Net permanent, departmental (average number, net salary)	18	67, 306	19	73, 690	19	73, 690
Regular pay above 52-week base		283		310		
Payment above basic rates: Overtime and holiday pay		34				
01 Personal services		67, 623		74, 000		73, 690

Operation and Maintenance, Alaska Communication System

DETAIL OF PERSONAL SERVICES

	1955 actual		1956 estimate		1957 estimate	
	Num-ber	Total salary	Num-ber	Total salary	Num-ber	Total salary
<b>Field:</b>						
General schedule grades:						
GS-13. Range \$8,990 to \$10,065: Attorney	1	\$8, 360	1	\$9, 205	1	\$9, 205
Engineer	3	26, 880	4	36, 175	4	36, 390
GS-12. Range \$7,570 to \$8,645: Accountant	1	7, 240	1	7, 570	1	7, 570
Communication specialist	2	14, 480	3	22, 710	3	22, 925
Electronic engineer	2	14, 480	2	15, 355	2	15, 355
GS-11. Range \$6,390 to \$7,465: Budget officer	1	6, 740	1	7, 250	1	7, 250
Communication specialist	1	5, 940	1	6, 390	1	6, 390
Electronic engineer	11	69, 740	14	94, 835	14	96, 985
Organization and methods examiner	2	12, 680	2	13, 640	2	13, 855
Purchasing agent	1	6, 340	1	6, 820	1	6, 820
Supply officer	1	5, 940	1	6, 390	1	6, 390
GS-10. Range \$5,915 to \$6,725: Civilian personnel officer	1	5, 500	1	6, 050	1	6, 185
Electronic engineer	2	11, 500	2	12, 640	2	12, 910
GS-9. Range \$5,440 to \$6,250: Administrative officer			1	5, 440	1	5, 575
Administrative assistant	1	5, 060	1	5, 575	1	5, 710
Communication specialist	2	19, 620	3	16, 890	3	16, 995
Electronic specialist	1	5, 310	2	11, 285	2	11, 420
Organization and methods examiner	3	16, 305	3	17, 670	3	17, 805
Position classifier	1	5, 310	1	5, 845	1	5, 980
Purchasing agent	2	10, 870	2	11, 690	2	11, 825
Rate specialist	1	5, 310	1	5, 845	1	5, 980
Statistical analyst	1	5, 590	1	6, 115	1	6, 250
GS-8. Range \$4,970 to \$5,780	3	15, 235	3	15, 315	3	15, 450
GS-7. Range \$4,525 to \$5,335	13	58, 415	18	83, 205	18	83, 205
GS-6. Range \$4,080 to \$4,890	15	57, 550	18	75, 330	18	75, 735
GS-5. Range \$3,670 to \$4,480	30	103, 425	27	110, 025	34	135, 715
GS-4. Range \$3,415 to \$3,925	70	232, 650	70	250, 950	70	251, 800
GS-3. Range \$3,175 to \$3,685	174	541, 300	205	668, 300	205	664, 135

## CURRENT AUTHORIZATIONS—Continued

## DEPARTMENT OF THE ARMY—Continued

## Operation and Maintenance, Alaska Communication System—Con.

## DETAIL OF PERSONAL SERVICES—continued

	1955 actual		1956 estimate		1957 estimate	
	Num-ber	Total salary	Num-ber	Total salary	Num-ber	Total salary
Field—Continued						
General schedule grades—Continued						
GS-2. Range \$2,960 to \$3,470	14	\$40,580	20	\$60,900	20	\$60,985
GS-1. Range \$2,690 to \$3,200			1	2,690	1	2,775
Ungraded positions at annual rates: Rates of \$5,440 or above:						
Chief engineer	1	9,975	1	9,975	1	9,975
Engineer	3	18,728	3	18,728	3	18,728
Foreman, cable	1	6,157	1	6,157	1	6,157
Master, barge	1	11,612	1	11,612	1	11,612
Mate	3	19,302	3	19,302	3	19,302
	16	57,487	16	57,487	16	57,487
Rates less than \$5,440						
Ungraded positions at hourly rates: Equivalent to \$5,440 or above:						
Automotive mechanic	1	5,741	1	6,219	1	6,469
Electronic equipment installer and repairman	40	249,046	41	256,908	41	254,000
Foreman, signal equipment technician	8	58,073	9	65,260	9	65,000
	1	6,427	1	6,427	1	6,677
Foreman, machinist	3	16,806	3	16,806	3	17,556
Foreman, warehouseman	2	10,816	2	10,816	2	11,381
Machinist	1	6,468	1	6,468	1	6,590
Powerman	22	95,701	22	95,701	22	96,952
Equivalent to less than \$5,440						
Total permanent, field	463	1,881,659	516	2,185,936	523	2,213,456
Deduct lapses	27	94,125	44	145,724	20	33,444
Add net increase due to changes in pay scales for part year		33,967				
Net permanent, field (average number, net salary)	436	1,821,501	472	2,040,212	503	2,180,012
Positions other than permanent: Inter-mittent employment		106,587		7,700		
Regular pay above 52-week base						
Payment above basic rates:						
Overtime and holiday pay		97,148		30,000		30,000
Nightwork differential		24,141		26,000		26,000
Living and quarters allowance (cable barge)		6,300		6,300		6,300
Additional pay for service abroad		163,204		186,000		185,900
Additional pay for cable barge differ-ential		6,788		6,788		6,788
01 Personal services	2,232,446		2,303,000		2,435,000	

## Consolidated schedule of personal services paid from "Military construction, Army"

## DETAIL OF PERSONAL SERVICES

	1955 actual		1956 estimate		1957 estimate	
	Num-ber	Total salary	Num-ber	Total salary	Num-ber	Total salary
DEPARTMENT OF THE ARMY						
Field:						
General schedule grades:						
GS-15. Range \$11,610 to \$12,690:						
Engineer	15	\$171,250	15	\$184,680	15	\$184,680
GS-14. Range \$10,320 to \$11,395:						
Attorney	1	10,800	1	11,610	1	11,610
Engineer	76	775,200	76	829,040	76	843,445
Property and supply officer	1	9,600	1	10,320	1	10,320
Realty officer	4	41,600	4	44,935	4	45,580
GS-13. Range \$8,990 to \$10,065:						
Accountant	1	8,360	1	9,205	1	9,205
Administrative officer	11	98,360	11	106,815	10	97,855
Appraiser	2	17,120	2	18,625	2	18,840
Architect	3	26,880	3	29,335	3	29,550
Attorney	1	8,960	1	9,635	1	9,850
Attorney-adviser	11	97,010	11	104,265	10	95,275
Comptroller	5	43,400	5	47,100	5	47,745
Construction superintendent	3	26,235	3	27,615	3	27,615
Engineer	308	2,639,480	308	2,841,590	292	2,696,675
Fiscal officer	2	17,320	2	18,840	2	18,840
Industrial specialist	1	8,560	1	9,420	1	9,420
Personnel officer	3	26,480	3	28,690	3	28,690
Realty officer	9	79,840	9	86,715	9	86,715
Storage officer	1	8,760	1	9,420	1	9,420
Supply requirements and distribu-tion officer	1	8,360	1	9,205	1	9,205
GS-12. Range \$7,570 to \$8,645:						
Accountant	12	88,480	12	96,215	12	96,215
Administrative officer	19	143,760	19	156,085	19	156,085
Agronomist	1	7,430	1	8,430	1	8,430
Appraiser	3	21,720	3	23,785	3	23,785
Architect	20	148,400	20	161,075	20	161,075
Attorney	4	30,760	4	33,290	4	33,290
Attorney-adviser	18	134,520	18	145,935	18	145,935
Auditor	4	30,760	4	33,595	4	33,595
Comptroller	8	60,320	8	67,840	8	67,840

## DETAIL OF PERSONAL SERVICES—continued

	1955 actual		1956 estimate		1957 estimate	
	Num-ber	Total salary	Num-ber	Total salary	Num-ber	Total salary
DEPARTMENT OF THE ARMY—continued						
Field—Continued						
General schedule grades—Continued						
GS-12. Range \$7,570 to \$8,645—Con.						
Construction superintendent	11	\$82,640	11	\$90,365	11	\$90,365
Employee utilization officer	1	7,240	1	8,000	1	8,000
Engineer	862	6,421,280	862	6,913,290	818	6,580,120
Equipment technician	1	8,040	1	8,645	1	8,645
Fiscal officer	1	8,040	1	8,645	1	8,645
Geologist	3	22,120	3	24,000	3	24,000
Organization and methods examiner	2	16,080	2	17,290	2	17,290
Personnel officer	14	103,560	14	112,860	14	112,860
Position classifier	2	14,680	2	16,000	2	16,000
Procurement officer	6	43,640	6	47,140	6	47,140
Property and supply officer	3	21,320	3	22,925	3	22,925
Realty officer	10	77,600	10	84,300	10	84,300
Safety director	6	45,840	6	49,935	6	49,935
Superintendent	3	21,920	3	24,000	3	24,000
Supply requirements and distribu-tion officer	2	14,680	2	16,000	2	16,000
GS-11. Range \$6,390 to \$7,465:						
Accountant	24	156,660	24	166,260	24	166,260
Administrative officer	15	97,900	15	105,310	15	105,310
Agronomist	1	6,940	1	7,465	1	7,465
Appraiser	10	64,800	10	69,705	10	69,705
Architect	63	411,900	63	438,155	63	438,155
Attorney	14	91,760	14	98,920	14	98,920
Attorney-adviser	37	239,980	37	258,145	37	258,145
Auditor	15	97,500	15	104,880	15	104,880
Budget analyst	1	5,940	1	6,605	1	6,605
Budget and fiscal officer	1	6,940	1	7,465	1	7,465
Budget officer	3	19,620	3	21,105	3	21,105
Cartographer	3	18,820	3	20,675	3	20,675
Comptroller	1	6,740	1	7,465	1	7,465
Construction superintendent	55	355,120	55	368,305	55	368,305
Contract specialist	6	38,840	6	41,780	6	41,780
Employee utilization officer	4	26,560	4	28,570	4	28,570
Engineer	1,415	9,182,300	1,426	10,046,315	1,333	9,452,045
Equipment technician	2	11,880	2	12,780	2	12,780
Fiscal officer	4	25,360	4	27,710	4	27,710
Geologist	6	37,440	6	40,275	6	40,275
Industrial specialist	3	20,020	3	21,750	3	21,750
Information and editorial specialist	3	20,220	3	21,750	3	21,750
Inspector	39	250,380	39	267,670	39	267,670
Investigator	3	19,220	3	20,675	3	20,675
Labor relations officer	2	13,080	2	14,070	2	14,070
Organization and methods examiner	10	63,800	10	68,630	10	68,630
Personnel officer	12	78,680	12	84,850	12	84,850
Position classifier	4	25,960	4	27,925	4	27,925
Procurement officer	11	72,740	11	78,245	11	78,245
Production specialist	1	6,740	1	7,465	1	7,465
Property and supply officer	6	38,440	6	41,350	6	41,350
Realty officer	10	63,200	10	68,200	10	68,200
Safety director	6	39,440	6	42,640	6	42,640
Statistician	1	6,140	1	6,605	1	6,605
Superintendent	4	25,560	4	27,710	4	27,710
Supply requirements and distribu-tion officer	8	50,920	8	54,775	8	54,775
GS-10. Range \$5,915 to \$6,725:						
Accountant	29	171,625	29	185,710	29	185,710
Administrative assistant	13	77,500	13	84,995	13	84,995
Appraiser	5	29,625	5	32,410	5	32,410
Attorney-adviser	5	27,500	5	29,575	5	30,250
Auditor	12	71,375	12	78,405	12	78,405
Budget analyst	3	17,060	3	18,285	3	18,285
Construction superintendent	3	17,500	3	19,095	3	19,095
Contract specialist	2	12,500	2	13,450	2	13,450
Employee utilization officer	7	42,250	7	46,400	7	46,400
Engineer	102	599,875	102	645,990	86	665,415
Equipment technician	2	11,125	2	12,235	2	12,235
Fiscal officer	1	6,000	1	6,590	1	6,590
Information officer	4	23,000	4	25,280	4	25,280
Inspector	5	20,125	5	22,640	5	22,640
Labor relations officer	3	17,875	3	19,635	3	19,635
Organization and methods examiner	5	29,625	5	32,545	5	32,545
Personnel assistant	1	5,875	1	6,455	1	6,455
Position classifier	8	46,125	8	50,695	8	50,695
Procurement and supply supervisor	2	11,875	2	13,045	2	13,045
Procurement officer	4	24,125	4	26,390	4	26,390
Property and supply assistant	11	60,875	11	66,955	11	68,170
Realty officer	11	66,000	11	71,465	11	71,465
Safety director	1	5,750	1	6,320	1	6,320
Supply requirements and distribu-tion officer	7	41,875	7	45,995	7	45,995
GS-9. Range \$5,410 to \$6,250:						
Accountant	30	166,240	30	182,775	30	182,775
Administrative assistant	41	223,710	41	241,590	41	241,590
Appraiser	3	15,805	3	17,400	3	17,400
Architect	29	156,740	29	169,100	29	169,100
Attorney	2	10,495	2	11,555	2	11,555
Attorney-adviser	23	124,880	23	133,085	23	133,085
Auditor	10	53,500	10	59,125	10	59,125
Budget analyst	3	16,180	3	17,670	3	17,670
Cartographer	13					



DETAIL OF PERSONAL SERVICES—continued

	1955 actual		1956 estimate		1957 estimate	
	Num-ber	Total salary	Num-ber	Total salary	Num-ber	Total salary
<b>DEPARTMENT OF THE ARMY—continued</b>						
<b>Field—Continued</b>						
<b>General schedule grades—Continued</b>						
GS-9. Range \$5,440 to \$6,250—Con.						
Geologist	4	\$20,990	4	\$22,705	4	\$22,705
Information and editorial specialist	1	5,060	1	5,575	1	5,575
Industrial specialist	1	5,810	1	6,250	1	6,250
Inspector	209	1,139,165	209	1,222,375	209	1,222,375
Investigator	2	10,245	2	11,285	2	11,285
Labor relations officer	4	21,115	4	23,245	4	23,245
Mathematician	2	10,620	2	11,690	2	11,690
Organization and methods examiner	16	85,310	16	93,655	16	93,655
Personnel assistant	5	27,300	5	30,035	5	30,035
Placement assistant	2	10,745	2	11,825	2	11,825
Position classifier	8	45,480	8	49,865	8	49,865
Procurement officer	9	49,665	9	54,630	9	54,630
Production specialist	4	22,365	4	24,460	4	24,460
Property and supply assistant	12	65,220	12	70,950	12	70,950
Reality officer	19	108,395	19	117,535	19	117,535
Safety director	2	11,620	2	12,500	2	12,500
Security officer	2	10,370	2	11,420	2	11,420
Statistician	5	26,925	5	29,630	5	29,630
Storage officer	1	5,060	1	5,575	1	5,575
Superintendent	32	184,730	32	195,125	32	195,125
Supply requirements and distribution officer	7	38,670	7	42,535	7	42,535
Training officer	1	5,185	1	5,710	1	5,710
GS-8. Range \$4,970 to \$5,780	343	1,627,285	343	1,801,370	327	1,721,850
GS-7. Range \$4,525 to \$5,335	1,731	7,719,105	1,738	8,348,020	1,658	7,964,420
GS-6. Range \$4,080 to \$4,890	809	3,277,405	812	3,542,190	774	3,387,150
GS-5. Range \$3,670 to \$4,480	1,066	4,041,060	1,070	4,372,130	1,020	4,175,130
GS-4. Range \$3,415 to \$3,925	1,361	4,434,055	1,370	4,802,735	1,307	4,576,880
GS-3. Range \$3,175 to \$3,685	1,459	4,543,090	1,469	4,924,005	1,398	4,698,580
GS-2. Range \$2,960 to \$3,470	662	1,950,900	662	2,128,330	637	2,054,330
GS-1. Range \$2,690 to \$3,200	69	194,580	69	214,935	69	214,935
<b>Ungraded positions at hourly rates: Equivalent to \$5,440 or above:</b>						
Carpenter	1	7,613	1	7,643	1	7,643
Electrician	2	12,109	2	12,189	2	12,189
Engineer	3	21,756	3	21,876	3	21,876
Foreman	10	59,715	10	60,115	10	60,115
General equipment maintenance worker	2	13,728	2	13,808	2	13,808
Inspector	4	26,436	4	26,596	4	26,596
Mechanic	6	37,585	6	37,825	6	37,825
Mobile industrial equipment and maintenance operator	2	12,313	2	12,393	2	12,393
Printing and reproduction worker	3	17,867	3	17,987	3	17,987
Repairman	1	6,344	1	6,384	1	6,384
Equivalent to less than \$5,440	953	3,250,011	790	2,712,504	722	2,504,028
Local wage rates (foreign nationals paid at local wage rates in the overseas commands)	3,710	2,077,600	5,225	4,264,496	4,060	3,052,972
<b>Total permanent, field</b>	<b>17,522</b>	<b>67,839,287</b>	<b>18,921</b>	<b>74,639,381</b>	<b>17,091</b>	<b>70,374,696</b>
<b>Deduct lapses</b>	<b>1,337</b>	<b>1,784,228</b>	<b>863</b>	<b>2,047,585</b>	<b>760</b>	<b>1,417,132</b>
<b>Add net increase due to changes in pay scales for part of year</b>		<b>1,683,673</b>				
<b>Net permanent, field (average number, net salary): United States and possessions</b>	<b>12,157</b>	<b>63,055,670</b>	<b>12,194</b>	<b>65,167,968</b>	<b>11,790</b>	<b>63,500,500</b>
<b>Foreign countries:</b>						
United States rates	545	2,799,611	639	4,105,700	526	3,290,600
Local rates	3,483	1,883,451	5,225	3,318,128	4,015	2,166,464
<b>Positions other than permanent: Temporary employment: United States and possessions</b>		<b>257,611</b>		<b>261,000</b>		<b>261,000</b>
Regular pay above 52-week base		253,665		278,740		
<b>Payment above basic rates:</b>						
Overtime and holiday pay		5,023,230		5,001,200		4,860,000
Nightwork differential		28,471		29,000		29,000
Living and quarters allowance		245,392		226,000		226,000
Additional pay for service abroad		1,189,423		1,178,000		1,161,000
<b>01 Personal services, Department of the Army</b>	<b>16,185</b>	<b>74,736,524</b>	<b>18,058</b>	<b>79,565,736</b>	<b>16,331</b>	<b>75,494,564</b>
<b>Salaries and wages in the foregoing schedule are distributed as follows:</b>						
"Military construction, Army"		24,216,170		23,559,000		22,751,000
"Military construction, Air Force"		48,656,573		52,454,236		51,474,564
"Air National Guard"		1,072,283		1,269,000		1,269,000
"Construction, Alaska Communication System"		9,589		3,500		
"Family housing, Department of Defense"		324,892		1,800,000		
"Military construction, Navy"		457,017		480,000		

DETAIL OF PERSONAL SERVICES—continued

	1955 actual		1956 estimate		1957 estimate	
	Num-ber	Total salary	Num-ber	Total salary	Num-ber	Total salary
<b>ALLOCATION TO OFFICE OF DEFENSE MOBILIZATION</b>						
<b>Departmental:</b>						
<b>General schedule grades:</b>						
GS-17. Range \$13,975 to \$14,620: Engineer	1	\$14,405	1	\$14,620	1	\$14,620
GS-15. Range \$11,610 to \$12,690: Engineer	1	12,150	1	12,420	1	12,420
GS-14. Range \$10,320 to \$11,395: Communications officer					1	11,180
Comptroller					1	10,965
Engineer					1	10,965
GS-13. Range \$8,990 to \$10,065: Administrative officer	1	9,635	1	10,065	1	10,065
Engineer					1	9,635
Security officer						
GS-12. Range \$7,570 to \$8,645: Security officer	1	7,570	1	7,785		
GS-9. Range \$5,440 to \$6,250: Engineer	1	5,575	1	5,710	1	5,710
GS-6. Range \$4,080 to \$4,890	1	4,755	1	4,890	1	4,890
GS-5. Range \$3,670 to \$4,480					2	8,150
<b>Total permanent, departmental</b>	<b>6</b>	<b>54,090</b>	<b>7</b>	<b>65,095</b>	<b>11</b>	<b>98,600</b>
<b>Deduct lapses</b>	<b>4</b>	<b>35,556</b>	<b>1</b>	<b>9,270</b>	<b>1</b>	<b>8,960</b>
<b>Net permanent, departmental (average number, net salary)</b>	<b>2</b>	<b>18,534</b>	<b>6</b>	<b>55,825</b>	<b>10</b>	<b>89,640</b>
<b>Positions other than permanent:</b>						
Temporary employment				8,500		
Intermittent employment				5,000		5,000
Regular pay above 52-week base		208		247		
<b>Payment above basic rates: Overtime and holiday pay</b>		<b>367</b>		<b>1,572</b>		<b>1,780</b>
<b>Other payments for personal services: Payments to other agencies for reimbursable details</b>		<b>12,433</b>		<b>6,342</b>		
<b>01 Personal services, Office of Defense Mobilization</b>	<b>31,542</b>		<b>77,486</b>		<b>96,420</b>	

Miscellaneous

Preparation for Sale or Salvage of Military Property, Army

DETAIL OF PERSONAL SERVICES

	1955 actual		1956 estimate		1957 estimate	
	Num-ber	Total salary	Num-ber	Total salary	Num-ber	Total salary
<b>Field:</b>						
<b>General schedule grades:</b>						
GS-13. Range \$8,990 to \$10,065: Administrative officer	1	\$8,760	1	\$9,635	1	\$9,635
Production specialist	1	8,360				
GS-12. Range \$7,570 to \$8,645: Administrative officer	1	7,640	1	8,215	1	8,430
Production specialist	2	14,280	2	15,570	2	15,785
Property disposal officer	1	7,440				
GS-11. Range \$6,390 to \$7,465: Engineer	10	61,400	7	47,740	5	34,625
Fiscal officer	1	6,140	1	6,605	1	6,820
Production specialist	2	12,680	1	6,605	1	6,820
Property disposal officer	1	6,140	1	6,390	1	6,390
GS-10. Range \$5,915 to \$6,725: Auditor	1	5,625	1	6,050	1	6,185
Employee utilization officer	2	11,375	2	12,235	2	12,370
Engineer	3	17,000	3	18,285	2	12,505
Inspector	3	17,500				
Production specialist	1	6,000	1	6,455	1	6,455
Property disposal officer	1	5,500				
GS-9. Range \$5,440 to \$6,250: Employee utilization officer	1	5,060	2	11,015	2	11,150
Engineer	1	5,810	1	6,250	1	6,250
Fiscal officer	1	5,185				
Inspector	1	5,685	1	5,980	1	6,115
Management officer	1	5,185	1	5,575	1	5,710
Organization and equipment specialist	2	10,120	1	5,440	1	5,575
Organization and methods examiner	3	15,555	3	16,860	3	16,995
Position classifier	1	5,060	1	5,440	1	5,575
Production specialist	2	10,620	2	11,555	2	11,690
Property disposal officer	5	26,675	2	11,555	2	11,960
Safety director	1	5,810	1	6,250	1	6,250
Shop superintendent	1	5,060	1	5,575	1	5,575
Statistician	1	5,185	1	5,575	1	5,710
Surveillance chief	1	5,810	1	6,250	1	6,250
GS-8. Range \$4,970 to \$5,780	12	60,565	12	64,905	10	50,100
GS-7. Range \$4,525 to \$5,335	167	739,235	98	469,550	77	354,480
GS-6. Range \$4,080 to \$4,890	22	91,240	21	91,620	18	74,920
GS-5. Range \$3,670 to \$4,480	37	138,920	32	129,490	24	100,535
GS-4. Range \$3,415 to \$3,925	154	533,745	95	348,345	86	322,585
GS-3. Range \$3,175 to \$3,685	200	653,400	152	538,970	134	486,510
GS-2. Range \$2,960 to \$3,470	51	151,120	36	115,595	27	89,170
<b>Ungraded positions at annual rates less than \$5,440</b>						
	1	4,880				
<b>Ungraded positions at hourly rates: Equivalent to \$5,440 or above:</b>						
Ammunition and explosives worker	2	12,420	3	19,097	3	19,097
Fixed industrial equipment and maintenance worker	1	5,720	1	5,720	1	5,720

CURRENT AUTHORIZATIONS—Continued

DEPARTMENT OF THE ARMY—Continued

Miscellaneous—Continued

Preparation for Sale or Salvage of Military Property, Army—Con.

DETAIL OF PERSONAL SERVICES—continued

Table with 6 columns: Field-Continued, 1955 actual (Num-ber, Total salary), 1956 estimate (Num-ber, Total salary), 1957 estimate (Num-ber, Total salary). Rows include Ungraded positions at hourly rates, Foreman, Metalworker and processor, Superintendent, Supervisor, Foreman, Equivalent to less than \$5,440, Local wage rates, Total permanent, field, Deduct lapses, Add, Net increase due to changes in pay scales, Net permanent, field (average number, net salary): United States and possessions, Foreign countries, Positions other than permanent, Temporary employment: United States and possessions, Intermittent employment: United States and possessions, Regular pay above 52-week base, Payment above basic rates, Overtime and holiday pay, Living and quarters allowance, Additional pay for service abroad, 01 Personal services.

Procurement and Production, Army

DETAIL OF PERSONAL SERVICES

Table with 6 columns: Field, 1955 actual (Num-ber, Total salary), 1956 estimate (Num-ber, Total salary), 1957 estimate (Num-ber, Total salary). Rows include General schedule grades: GS-15, Range \$11,610 to \$12,690; GS-14, Range \$10,320 to \$11,395; GS-13, Range \$8,990 to \$10,065; GS-12, Range \$7,570 to \$8,645.

DETAIL OF PERSONAL SERVICES—continued

Table with 6 columns: Field-Continued, 1955 actual (Num-ber, Total salary), 1956 estimate (Num-ber, Total salary), 1957 estimate (Num-ber, Total salary). Rows include General schedule grades—Continued: GS-12, Range \$7,570 to \$8,645—Con.; Metallurgist, Personnel officer, Planning and production specialist, Processing and packing technician, Procurement officer, Production specialist, Realty officer, Safety director, Transportation officer, GS-11, Range \$6,390 to \$7,465; Accountant, Administrative officer, Appraiser, Architect, Attorney adviser, Auditor, Ballistician, Chemist, Contract specialist, Designer, tools, dies, and gages, Draftsman, Electronic mechanic, Electronic scientist, Employee utilization officer, Engineer, Equipment technician, Field representative, Fiscal officer, Industrial specialist, Inspector, Labor relations officer, Maintenance specialist, Management officer, Metallurgist, Organization and methods examiner, Personnel officer, Physicist, Position classifier, Processing and packing technician, Procurement officer, Production specialist, Property and supply officer, Safety director, Shop superintendent, Statistician, Surveillance chief, Tabulating equipment and electrical accounting machine technician, Traffic manager, Training officer, GS-10, Range \$5,915 to \$6,725; Accountant, Administrative assistant, Administrative officer, Auditor, Ballistician, Budget and fiscal officer, Chemist, Construction superintendent, Contract specialist, Designer, tools, dies, and gages, Draftsman, Employee utilization officer, Engineer, Equipment technician, Fiscal officer, Inspector, Labor relations officer, Organization and methods examiner, Personnel officer, Planning officer, Position classifier, Production specialist, Property and supply officer, Realty officer, Safety director, Salary and wage analyst, Security officer, Staff assistant, Supply requirements and distribution officer, Transportation officer, GS-9, Range \$5,440 to \$6,250; Accountant, Administrative assistant, Administrative officer, Astronomist, Attorney-adviser, Auditor, Ballistician, Budget officer, Chemist, Communication officer, Construction superintendent, Contract specialist, Designer, tools, dies, and gages, Draftsman, Employee utilization officer, Engineer, Equipment technician, Fire chief, Fiscal officer.

DETAIL OF PERSONAL SERVICES—continued

Field—Continued	1955 actual		1956 estimate		1957 estimate	
	Num-ber	Total salary	Num-ber	Total salary	Num-ber	Total salary
General schedule grades—Continued						
GS-9. Range \$5,440 to \$6,250—Con.						
Information and editorial specialist	1	\$5,810				
Illustrator	1	5,435	1	\$5,845	1	\$5,980
Industrial specialist	4	22,240	6	34,935	5	29,765
Inspector	38	210,905	39	234,435	39	236,190
Mathematician	1	5,060	5	28,010	5	28,280
Metallurgist	1	5,310			1	5,845
Organization and methods examiner	11	56,910	14	78,320	14	79,130
Personnel assistant	3	16,305	3	17,535	3	17,670
Personnel officer	2	10,745	2	11,690	2	11,690
Photographer			1	6,115	1	6,250
Physical science officer	3	15,430				
Planning and production specialist	4	20,740	4	22,300	4	22,570
Position classifier	7	36,420	7	39,025	7	39,430
Processing and packing technician	6	34,110	6	36,690	6	37,095
Procurement officer	8	41,980	3	17,805	3	17,940
Production specialist	19	103,265	21	120,180	22	126,565
Property and supply assistant	5	27,050	5	29,495	5	29,630
Property and supply officer	6	33,485	5	30,035	5	30,305
Property disposal officer	1	5,060	1	5,710	1	5,710
Publications writer			1	5,575	1	5,575
Public information officer	2	11,245	1	5,845	1	5,980
Realty officer	1	5,185	1	5,710	1	5,710
Safety director	5	25,675	4	22,165	4	22,435
Salary and wage analyst			1	5,440	1	5,575
Security and intelligence officer	1	5,310	1	5,710	1	5,845
Security officer	8	42,730	8	45,410	8	45,950
Storage officer			1	5,845	1	5,845
Supply requirements and distribution officer	13	74,030	14	85,070	14	85,745
Surveillance chief	1	5,685	1	6,115	1	6,250
Technologist	2	10,120	2	10,880	2	10,880
Time, leave, and payroll supervisor	1	5,560	1	5,980	1	6,115
Traffic manager	1	5,810	1	6,250	1	6,250
Training officer	1	5,435				
Transportation officer	1	5,810	1	6,250	1	6,250
GS-8. Range \$4,970 to \$5,780	92	454,645	85	445,120	86	455,700
GS-7. Range \$4,525 to \$5,335	320		337		336	
GS-6. Range \$4,080 to \$4,890	171	703,945	175	779,610	173	779,955
GS-5. Range \$3,670 to \$4,480	309		310		305	
GS-4. Range \$3,415 to \$3,925	490	1,130,310	570	1,275,130	559	1,272,845
GS-3. Range \$3,175 to \$3,685	692	1,703,080	698	2,121,225	687	2,101,765
GS-2. Range \$2,960 to \$3,470	249	722,430	316	951,895	316	963,455
GS-1. Range \$2,690 to \$3,200	19	50,000	20	57,115	20	57,880
Ungraded positions at hourly rates:						
Equivalent to \$5,440 or above:						
Ammunition and explosives worker	18	106,458	87	483,166	87	484,206
Artillery worker	2	11,702	7	41,731	7	41,731
Carpenter	1	5,865	5	29,264	5	29,264
Wire communications equipment installation and maintenance worker	2	12,688	9	50,041	9	50,041
Electrician	5	30,742	7	42,472	7	42,472
Electronic equipment installation and maintenance worker	2	11,066	6	34,798	6	34,798
Engineer	4	25,002	3	18,096	3	18,096
Fixed industrial equipment and maintenance worker	8	51,542	13	84,820	13	84,820
Foreman	114	712,553	134	862,726	134	863,350
General equipment maintenance worker	3	17,492	2	12,022	2	12,022
Inspector	97	551,138	125	733,000	125	733,000
Instrument maintenance worker	8	46,152	7	39,977	7	39,977
Machine shop worker	30	173,065	34	197,476	34	197,476
Mechanics	9	53,649	10	60,914	10	60,914
Metal worker and processor	5	29,307	7	41,204	7	41,204
Mobile industrial equipment and maintenance operator	20	114,574	23	139,483	23	139,483
Painter	1	5,824	2	11,544	2	11,544
Pipefitter	1	6,136	1	6,136	1	6,136
Production technician	12	76,232	12	76,232	12	76,232
Propertyman	1	6,115	1	6,115	1	6,115
Railroad operation and maintenance worker	2	11,543	2	11,543	2	11,543
Repairman	1	5,470				
Shipfitter			1	6,156	1	6,156
Steamfitter	2	12,230	2	12,230	2	12,230
Superintendent	6	43,077	7	49,005	7	49,005
Supervisor	25	156,645	29	181,933	29	181,933
Warehouseman	15	89,566	15	89,566	15	89,566
Equivalent to less than \$5,440	2,404		3,761		3,291	
		10,438,794		16,437,390		14,280,250
Total permanent, field	6,059	27,017,467	7,800	36,082,800	7,300	33,856,009
Deduct—						
Lapses	587	2,544,501	613	3,036,931	300	611,761
Portion of salaries paid from other accounts	114	525,730	1,187	5,215,707		
Add net increase due to changes in pay scales for part of the year		300,230				
Net permanent, field (average number, net salary): United States and possessions	5,358	24,247,466	6,000	27,830,162	7,000	33,244,248
Regular pay above 52-week base		91,383		105,755		
Payment above basic rates: Overtime and holiday pay		491,604		414,083		255,752
01 Personal services		24,830,453		28,350,000		33,500,000

DEPARTMENT OF THE NAVY

Consolidated schedule of personal services paid from accounts of the Bureau of Naval Personnel

DETAIL OF PERSONAL SERVICES

	1955 actual		1956 estimate		1957 estimate	
	Num-ber	Total salary	Num-ber	Total salary	Num-ber	Total salary
Departmental:						
General schedule grades:						
GS-15. Range \$11,610 to \$12,690:						
Assistant director, comptroller division	1	\$11,300	1	\$12,150	1	\$12,420
Special advisory assistant to deputy chief	1	11,050	1	11,610	1	11,610
Technical director, personnel research	1	11,050	1	12,150	1	12,150
GS-14. Range \$10,320 to \$11,395:						
Administrative officer	1	10,200	1	10,965	1	11,180
Education specialist	3	29,600	4	42,570	4	42,785
Occupational research analyst	1	10,000	1	10,965	1	10,965
Psychologist	1	9,800	1	10,750	1	10,750
Training and education research specialist	1	9,800	1	10,535	1	10,750
Transportation officer	1	9,800	1	10,750	1	10,750
GS-13. Range \$8,990 to \$10,065:						
Accountant	1	8,360	1	9,205	1	9,205
Actuary			1	8,990	1	8,990
Administrative officer	1	8,960	1	9,850	1	9,850
Assistant director, enlisted records division	1	8,760	1	9,635	1	9,635
Auditor			1	8,990	1	8,990
Budget officer	1	8,360	1	9,205	1	9,205
Bureau counsel	1	8,360	1	8,990	1	9,205
Complements and allowances officer	1	8,360	1	8,990	1	9,205
Editor	1	8,360	1	9,205	1	9,205
Education specialist	3	26,080	4	37,250	4	37,250
Engineer	1	8,360	1	8,990	1	9,205
Head, manpower branch	1	8,360	1	9,205	1	9,205
Librarian	1	9,160	1	10,065	1	10,065
Occupational research analyst	5	43,200	5	47,315	5	47,330
Organization and methods examiner			1	8,990	1	8,990
Personnel officer	1	8,560	1	9,420	1	9,420
Psychologist	2	17,320	3	28,045	3	28,045
Qualifications specialist	1	8,760	1	9,635	1	9,635
Records specialist	1	9,160	1	10,065	1	10,065
Special adviser to deputy chief	1	8,360	1	8,990	1	9,205
Statistician	1	8,360	1	8,990	1	9,205
Training aids specialist	1	8,760	1	9,635	1	9,635
Training and education research specialist	2	17,920	2	19,270	2	19,485
GS-12. Range \$7,570 to \$8,645:						
Accountant	2	14,080	2	15,570	2	15,570
Administrative officer	1	7,240	1	7,785	1	7,785
Auditor	1	7,440	3	22,710	3	22,710
Budget officer	1	7,040	1	7,570	1	7,785
Complements and allowances officer	1	7,240	2	15,570	2	15,570
Education specialist	25	190,600	25	202,150	25	200,645
Employee relations officer	1	7,240	1	7,785	1	8,000
Engineer	1	7,040	1	7,785	1	7,785
Legal assistant	1	7,240	2	15,785	2	16,000
Legislation coordinator	1	7,640	1	7,570	1	7,785
Management assistant			2	15,140	2	15,140
Messes and clubs administrator	1	7,040	1	7,785	1	7,785
Military classification officer	1	7,040	1	7,785	1	7,785
Naval Academy admissions officer	1	7,240	1	7,570	1	7,570
Naval reserve administrator	1	7,040	1	7,570	1	7,785
Nuclear training course specialist	1	7,570	1	7,570	1	7,570
Organization and methods examiner			1	7,570	1	7,570
Penologist	1	7,240	1	7,785	1	8,000
Personnel officer	1	7,640	1	8,430	1	8,430
Plans and policy coordinator	2	14,080	2	15,140	2	15,355
Psychologist	2	14,480	2	15,355	2	15,355
Records management officer	1	7,570	1	7,570	1	7,785
Recruiting publicity officer			1	7,885	1	7,785
Shore stations administrator	1	8,040	1	8,645	1	8,645
Statistician	2	15,140	2	15,140	2	15,140
Supply officer	1	7,570	1	7,570	1	7,570
Tabulating project planner			1	7,570	1	7,570
Technical adviser, officer distribution	1	8,040	1	7,570	1	7,570
Training aids specialist	2	14,680	4	31,140	4	31,355
Training and education research specialist	1	7,040	2	15,140	2	15,355
Training officer	1	7,040	3	22,710	3	22,925
Transportation specialist	1	7,240	1	7,785	1	8,000
GS-11. Range \$6,390 to \$7,465:						
Accountant			1	6,390	1	6,390
Artist	2	12,880	3	20,460	3	20,675
Auditor	2	12,280	1	6,390		
Budget officer	5	30,700	12	77,970	12	78,615
Bureau services administrator	1	6,740	1	7,465	1	7,465
Casualty case examiner			1	6,390	1	6,390
Civilian personnel security officer			1	6,390	1	6,390
Complements and allowances officer	1	6,540				
Contact representative	1	6,140	1	6,605	1	6,820
Dependents claims adjudicator	1	5,940	1	6,390	1	6,605
Editor	1	5,940	2	12,780	2	

CURRENT AUTHORIZATIONS—Continued

DEPARTMENT OF THE NAVY—Continued

Consolidated schedule of personal services paid from accounts of the Bureau of Naval Personnel—Continued

DETAIL OF PERSONAL SERVICES—continued						
	1955 actual		1956 estimate		1957 estimate	
	Num-ber	Total salary	Num-ber	Total salary	Num-ber	Total salary
<b>Departmental—Continued</b>						
General schedule grades—Continued						
GS-11. Range \$6,390 to \$7,465—Con.						
Placement officer.....	1	\$6,140	1	\$6,605	1	\$6,820
Position classifier.....	1	6,340	1	7,035	1	7,035
Printing and publications officer.....			1	6,390	1	6,390
Psychologist.....	2	12,080	2	12,780	2	12,780
Public works administrator.....	1	6,340	1	7,035	1	7,035
Qualifications analyst.....	2	12,480	2	13,640	2	13,855
Radio information officer.....	1	6,140	1	6,605	1	6,820
Records management officer.....	1	6,140				
Recreation administrator.....	1	5,940	1	6,605	1	6,605
Recruiting publicity officer.....	1	6,940				
Recruiting standards specialist.....	1	6,340	1	6,820	1	7,035
Special adviser, officer distribution.....	1	6,340	1	6,820	1	6,820
Statistician.....	1	6,340	2	13,210	2	13,425
Supply officer.....	3	19,420	4	26,205	4	26,205
Tabulating project planner.....	2	13,480	3	20,675	3	20,675
Technical adviser, officer promotions.....	1	6,540	1	7,035	1	7,250
Training aids specialist.....	3	19,620	1	7,465	1	7,465
Training and education research specialist.....	3	18,020	2	12,780	2	12,780
Training publications officer.....			2	12,780	2	12,780
Training officer.....	4	25,960	3	21,105	3	21,535
Transportation specialist.....	1	6,540	1	7,035	1	7,250
GS-10. Range \$5,915 to \$6,725:						
Auditor.....			1	5,915	1	6,050
Correspondence coordinator.....	1	6,250	1	6,725	1	6,725
Enlisted records service officer.....	6	35,125	6	38,595	5	33,220
Naval academy admissions officer.....			1	5,915	1	6,050
Personnel policy coordinator.....	1	5,875	1	6,455	1	6,590
Position classifier.....	1	6,250	1	6,725	1	6,725
Special adviser, officer distribution.....	1	6,125				
Tabulating project planner.....	1	5,875				
GS-9. Range \$5,440 to \$6,250:						
Accountant.....	2	10,495	1	5,845	1	5,845
Administrative assistant.....	2	11,745	2	12,635	2	12,770
Artist.....	2	10,745	2	11,285	2	11,420
Budget analyst.....	8	41,980	2	11,015	2	11,015
Casualty case examiner.....	1	5,685				
Claims examiner.....	1	5,310	1	5,845	1	5,980
Dependents school officer.....			1	5,440	1	5,440
Editor.....	2	10,745	1	5,845	1	5,980
Education specialist.....	5	26,425	6	33,720	5	28,415
Employee relations officer.....	2	10,870	2	11,015	2	11,150
Enlisted distribution specialist.....			1	5,575	1	5,710
Enlisted promotions specialist.....			1	5,980	1	6,115
Enlisted records services specialist.....	6	32,735	9	52,335	9	53,145
Head, officer correspondence course unit.....			1	5,440	1	5,440
Librarian.....	1	5,435	1	5,440	1	5,440
Management assistant.....	6	31,985	6	35,205	6	35,610
Naval academy admissions officer.....	1	5,310				
NROTC program administrator.....	1	5,435	1	5,845	1	5,980
Occupational research analyst.....	3	15,555	4	22,105	4	21,895
Organization and methods examiner.....	2	10,370	2	11,015	2	11,150
Placement officer.....	2	10,620	2	11,690	2	11,825
Position classifier.....	2	10,245	2	11,015	2	11,015
Procurement specialist.....			1	5,440	1	5,575
Program analyst, budget execution.....	1	5,060	1	5,575	1	5,575
Psychologist.....	2	10,495	1	5,845	1	5,980
Qualifications analyst.....	5	26,800	6	34,935	8	46,220
Quality improvement officer.....	1	5,060	1	5,575	1	5,575
Reports and forms control officer.....	1	5,060	1	5,575	1	5,575
Retirement case examiner.....			1	5,440	1	5,440
Statistician.....	1	5,310	1	5,440	1	5,440
Statistical assistant.....	1	5,310	1	5,845	1	5,980
Supervisor, order writing service.....	1	5,810	1	6,385	1	6,385
Supply officer.....	1	5,560				
Tabulating project planner.....	2	10,995	4	22,300	4	22,570
Training and education research specialist.....	1	5,060	1	5,845	1	5,980
Training publications specialist.....	2	11,495	1	5,440	1	5,440
Training officer.....	2	10,495	2	11,015	2	11,150
Transportation specialist.....	1	5,685	1	6,250	1	6,250
GS-8. Range \$4,970 to \$5,780.....	38	192,560	35	192,580	33	183,585
GS-7. Range \$4,525 to \$5,335.....	113	518,245	115	567,220	116	573,095
GS-6. Range \$4,080 to \$4,890.....	70	292,650	69	313,245	66	302,895
GS-5. Range \$3,670 to \$4,480.....	224	848,965	234	957,195	222	915,315
GS-4. Range \$3,415 to \$3,925.....	423	1,432,385	417	1,527,415	386	1,421,720
GS-3. Range \$3,175 to \$3,685.....	708	2,212,200	691	2,331,370	607	2,064,415
GS-2. Range \$2,960 to \$3,470.....	280	841,360	264	858,960	245	803,570
GS-1. Range \$2,690 to \$3,200.....	18	51,880	18	56,495	14	45,990
Ungraded positions at hourly rates equivalent to less than \$5,440.....	13	44,440	13	44,770	13	45,640
Total permanent, departmental.....	2,139	8,118,490	2,145	8,928,635	1,990	8,439,545
Deduct lapses.....	55.2	232,081	113	427,457	45.5	207,875
Add net increase due to changes in pay scales for part of year.....		174,260				
Net permanent, departmental (average number, net salary).....	2,083.8	8,060,669	2,032	8,501,178	1,944.5	8,231,670

DETAIL OF PERSONAL SERVICES—continued

	1955 actual		1956 estimate		1957 estimate	
	Num-ber	Total salary	Num-ber	Total salary	Num-ber	Total salary
<b>Departmental—Continued</b>						
Positions other than permanent:						
Temporary employment.....		\$1,730				
Part-time employment.....		8,260		\$9,525		\$9,525
Regular pay above 52-week base.....		32,900		32,742		
Payment above basic rates:						
Overtime and holiday pay.....		31,921		60,700		60,700
Nightwork differential.....		82		100		100
All personal services, departmental.....		8,135,562		8,604,245		8,301,995
<b>Field:</b>						
General schedule grades:						
GS-14. Range \$10,320 to \$11,395:						
Personnel research specialist.....	2	19,400	2	21,070	2	21,070
Physicist.....	1	10,000	1	10,750	1	10,965
GS-13. Range \$8,990 to \$10,065:						
Education and training specialist.....	3	26,080	5	46,240	5	46,670
Engineer.....	1	8,360	1	8,990	1	9,205
Occupational research analyst.....	2	16,720	2	18,195	2	18,195
Personnel research specialist.....	1	8,360	1	8,990	1	8,990
Psychologist.....	3	25,480	3	27,830	3	28,045
Training aids specialist.....	1	9,360	1	10,065	1	10,065
GS-12. Range \$7,570 to \$8,645:						
Administrative officer.....	2	14,480	2	15,570	2	15,785
Contract administrator.....	1	7,440	1	8,000	1	8,215
Correctional specialist.....	3	21,720	3	24,000	3	24,000
Education and training specialist.....	37	279,680	37	303,095	37	307,180
Engineer.....	4	29,760	4	32,645	4	32,645
Librarian.....	2	15,280	2	16,645	2	16,860
Mathematician.....	1	7,040	1	7,570	1	7,570
Occupational research analyst.....	4	28,360	4	30,495	4	30,495
Personnel officer.....	1	8,040				
Psychologist.....	10	71,200	11	84,775	11	84,775
School superintendent.....	1	7,040	1	7,785	1	7,785
GS-11. Range \$6,390 to \$7,465:						
Adjudicator.....	1	5,940	1	6,605	1	6,605
Administrative officer.....	2	14,580	2	15,145	2	15,145
Bacteriologist.....	1	5,940	1	6,390	1	6,390
Correctional specialist.....	2	11,880	4	26,990	4	25,990
Education and training specialist.....	52	329,880	63	428,800	58	399,215
Engineer.....	21	131,740	28	188,810	26	177,105
Illustrator.....	2	13,680	1	7,250	1	7,465
Librarian.....	5	31,900	5	34,960	5	35,390
Mathematician.....	1	5,940	2	12,780	2	12,995
Occupational research analyst.....	6	36,240	6	38,985	6	38,985
Organization and methods examiner.....	2	12,880	2	14,070	2	14,285
Personnel officer.....	1	5,940	1	6,605	1	6,605
Psychologist.....	6	37,040	12	78,530	11	72,440
School principal.....			1	6,390	1	6,390
Traffic specialist.....	1	5,940	1	6,605	1	6,605
Training aids specialist.....			2	12,780	2	12,780
GS-10. Range \$5,915 to \$6,725:						
Administrative officer.....	4	24,125	5	32,680	5	33,085
Budget specialist.....	1	6,000	2	13,045	2	13,315
Fire chief.....	1	5,750	1	6,320	1	6,455
Laundry superintendent.....	1	5,750	1	6,320	1	6,455
Organization and methods examiner.....	1	6,000	1	6,590	1	6,725
Personnel officer.....	2	12,500	1	6,725	1	6,725
Traffic specialist.....	3	18,375	3	20,040	3	20,175
GS-9. Range \$5,440 to \$6,250:						
Accountant.....	1	5,685	1	5,440	1	5,575
Adjudicator.....	1	6,250	1	6,250	1	6,250
Administrative assistant.....	10	54,725	11	64,235	10	58,720
Architect.....	1	5,310	1	5,845	1	5,980
Budget specialist.....	4	22,490	3	18,210	3	18,480
Chemist.....	2	11,495	2	12,365	2	12,500
Correctional specialist.....	5	27,925	3	17,805	3	18,075
Criminal investigator.....	1	5,060	1	5,575	1	5,710
Curator.....	1	5,060	1	5,575	1	5,440
Editor.....	8	42,980	8	46,760	8	46,760
Education and training specialist.....	21	111,010	25	143,155	24	138,120
Employee relations assistant.....	1	5,560	1	6,115	1	5,440
Engineer.....	21	112,135	19	108,625	18	104,535
Fire chief.....	3	16,930	3	18,480	3	18,615
Guard chief.....	1	5,185	1	5,710	1	5,845
Illustrator.....	5	25,925	6	33,315	6	33,990
Librarian.....	13	74,710	13	79,985	12	74,680
Occupational research analyst.....	23	123,380	9	53,010	8	47,570
Organization and methods examiner.....	1	5,435	1	5,980	1	6,115
Personnel assistant.....	4	21,990	4	23,920	4	24,325
Psychologist.....	3	15,180	6	33,855	5	2

DETAIL OF PERSONAL SERVICES—continued

	1955 actual	1956 estimate	1957 estimate
<b>Field—Continued</b>			
Professors and instructors (34 U. S. C. 1071-1076)—Continued			
Assistant professor and assistant chief instructor: Range \$4,755 to \$7,275	123 \$689,260	123 \$748,385	122 \$741,110
Instructor: Range \$3,635 to \$5,175	9 39,390	7 32,585	4 14,540
Ungraded positions at annual rates:			
Rates of \$5,440 or above:			
Master mechanic	2 19,370	2 19,823	2 20,218
Foreman, supervisory, laborer, helper and mechanical service	13 102,650	14 111,530	14 111,833
Chief quartermaster, supervisory, laborer, helper and mechanical service	16 108,741	16 114,350	16 115,411
Senior training supervisor	2 13,878	2 14,318	2 14,318
Quartermaster, supervisory, laborer, helper and mechanical service	62 390,263	62 405,341	61 399,354
Supervisory progressman	1 6,448	1 6,448	1 6,448
Supervisory planner and estimator	1 6,240	1 6,490	1 6,490
Shop personnel supervisor	1 5,616	1 5,931	1 5,931
Leadingman, supervisory, laborer, helper and mechanical service	134 754,024	134 787,193	124 729,568
Rates of less than \$5,440	85 370,792	92 415,304	80 360,858
Ungraded positions at hourly rates:			
Equivalent to \$5,440 or above:			
Planner and estimator	5 29,265	7 43,420	7 43,420
Equivalent to less than \$5,440	3,800 14,965,424	3,816 15,846,934	3,454 14,390,922
Total permanent, field	7,728 31,409,062	7,761 33,721,242	7,262 31,652,071
Deduct lapses	218.8 877,448	341 1,748,210	119.5 436,778
Add net increase due to changes in pay scales for part of year	338,189		
Net permanent, field (average number, net salary):			
United States and possessions	7,484.2 30,764,546	7,388.1 31,825,609	7,111.5 31,070,395
Foreign countries:			
United States rates	24 103,043	30.9 145,209	30 142,684
Local rates	1 2,214	1 2,214	1 2,214
Positions other than permanent:			
Temporary employment	24,402 166,351	16,351 16,351	16,351 16,351
Part-time employment	27,848 22,864	22,864 22,864	27,052 22,052
Intermittent employment: Foreign countries: Local rates	3,453 3,628	3,628 3,628	3,628 3,628
Regular pay above 52-week base	146,891 123,313	123,313 123,313	
Payment above basic rates:			
Overtime and holiday pay	541,647 646,495	646,495 646,495	646,495 646,495
Nightwork differential	140,502 136,949	136,949 136,949	136,949 136,949
Additional pay for service abroad	15,472 18,172	18,172 18,000	18,000 18,000
Uniform allowances		42,900 32,175	32,175 32,175
Additional pay for instructional differential	3,791 3,470	3,470 3,458	3,458 3,458
Additional pay for hazardous duty and dirty work	5,814 5,860	5,860 5,860	5,860 5,860
All personal services, field	31,779,623	32,993,034	32,105,261
01 Personal services	39,915,185	41,597,279	40,407,256
Salaries and wages in the foregoing schedule are distributed as follows:			
"Navy personnel, general expenses":			
Direct obligations	37,440,469	39,160,175	38,005,578
Reimbursable obligations	762,063 672,043	672,043 763,182	763,182 763,182
"Laundry service, Naval Academy"	386,109 421,187	421,187 415,200	415,200 415,200
"Research and development, Navy"	427,852 508,460	508,460 507,043	507,043 507,043
"Service-wide operations, Navy"	28,700 28,800	28,800 29,200	29,200 29,200
"Medical care, Navy"	86,429 107,000	107,000 12,000	12,000 12,000
"Naval working fund"	117,354 164,039	164,039 161,581	161,581 161,581
"Military construction, Navy"	127,032 84,961	84,961 84,248	84,248 84,248
"Navy stock fund"	11,559 6,667	6,667 6,410	6,410 6,410
"Ships and facilities, Navy"	43,228 36,400	36,400 36,700	36,700 36,700
"Aircraft and facilities, Navy"	10,546 11,000	11,000 11,000	11,000 11,000
"Ordnance and facilities, Navy"	19,160 18,710	18,710 18,580	18,580 18,580
"Service-wide supply and finance, Navy"	175,327 136,565	136,565 137,273	137,273 137,273
"Navy industrial fund"	32,037 31,376	31,376 31,538	31,538 31,538
"Civil engineering, Navy"	144,928 90,439	90,439 88,711	88,711 88,711
"Navy management fund"	3,085 2,280	2,280 1,900	1,900 1,900
"Preparation for sale or salvage of military property, Navy"	9,118 6,359	6,359 5,534	5,534 5,534
Allotment from "Mutual Security"	59,882 110,818	110,818 91,578	91,578 91,578
Allocation from "Maintenance and operations, Army"	307		

Consolidated schedule of personal services paid from accounts of the United States Marine Corps

DETAIL OF PERSONAL SERVICES

	1955 actual	1956 estimate	1957 estimate
Departmental:			
General schedule grades:			
GS-15, Range \$11,610 to \$12,690:			
Administrative officer	1 \$11,800	1 \$12,690	1 \$12,690
Deputy fiscal director	1 10,800	1 11,880	1 11,880

DETAIL OF PERSONAL SERVICES—continued

	1955 actual	1956 estimate	1957 estimate
Departmental—Continued			
General schedule grades—Continued			
GS-14, Range \$10,320 to \$11,395:			
Attorney-advisor, general	1 \$9,600	1 \$10,535	1 \$10,535
Engineer, electronics, general	1 10,535	1 10,535	1 10,535
Engineer, general	2 19,200	2 21,070	2 21,070
General supply officer	1 10,400	1 11,180	1 11,395
Personnel administrator	1 10,200	1 10,965	1 11,180
Personnel officer	1 10,200	1 10,320	1 10,320
Procurement officer	1 9,800	1 10,535	1 10,750
GS-13, Range \$8,990 to \$10,065:			
Accountant	1 8,990	1 8,990	1 8,990
Administrative officer	1 9,360	1 10,065	1 10,065
Budget officer	1 8,760	1 9,635	1 9,635
Engineer, electronics, general	2 17,720	1 9,205	1 9,420
Organization and methods examiner	1 9,205	1 9,205	1 9,205
Personnel officer	1 8,560		
Physical science administrator	1 8,360	1 9,205	1 9,205
GS-12, Range \$7,570 to \$8,645:			
Accountant	3 21,320	3 23,570	3 23,785
Administrative officer	1 7,640	1 8,215	1 8,430
Attorney	1 8,040	1 8,860	1 8,860
Budget officer	4 28,760	4 32,000	4 32,000
Engineer, electronics	3 21,720	3 24,000	3 24,000
Freight and traffic officer	2 16,620	2 16,215	2 16,215
General supply officer	4 29,560	5 32,860	5 32,860
General transportation officer	1 7,240	1 8,000	1 8,000
Historian	2 15,080	2 16,215	2 16,645
Industrial specialist	1 7,440	1 8,000	1 8,215
Manpower specialist	1 7,040	1 8,000	1 8,000
Military apparel design and development officer	1 8,040	1 8,645	1 8,645
Military personnel officer	1 7,640	1 8,430	1 8,645
Military personnel research analyst	1 7,240		
Organization and methods examiner	3 21,720	2 15,140	2 15,570
Personnel administrator	1 7,840	1 8,430	1 8,645
Personnel officer	1 7,240	1 8,000	1 8,000
Placement officer	1 7,785	1 7,785	1 7,785
Preservation and packaging specialist	1 7,040	1 7,785	1 7,785
Safety engineer	1 8,040	1 8,645	1 8,645
Supply catalog superintendent	1 7,040	1 7,785	1 7,785
Supply requirements officer	1 7,240	1 8,000	1 8,000
Training officer, general fields	1 7,040	1 7,785	1 7,785
GS-11, Range \$6,390 to \$7,465:			
Accountant	2 11,880	3 19,815	3 19,815
Administrative officer	5 30,500	4 27,280	4 27,280
Analytical statistician	1 6,140	1 7,035	1 7,035
Attorney-advisor	2 13,080	2 13,425	2 13,425
Budget analyst	2 11,880	3 19,815	3 19,815
Contract specialist	1 5,940	1 6,605	1 6,605
Educational specialist	1 5,940	1 6,605	1 6,605
Employee relations officer	1 5,940	3 20,030	3 20,030
Engineer, electronics	4 24,560		
Freight traffic officer	2 11,880	2 13,210	2 13,210
General supply officer	4 25,560	5 34,100	5 35,175
General transportation officer	1 5,940	1 6,605	1 6,605
Historian	1 5,940	1 6,605	1 6,605
Methods examiner	1 6,140	1 7,035	1 7,035
Military occupational analyst	1 6,540	1 7,035	1 7,250
Military personnel officer	1 5,940	1 6,605	1 6,605
Military personnel records analyst	1 5,940		
Military personnel research analyst	1 5,940	2 13,855	2 14,285
Organizations and methods examiner	3 18,020	3 20,245	3 20,245
Passenger traffic officer	1 6,740	2 14,285	2 14,715
Personnel officer	2 12,280	2 13,855	2 13,855
Placement officer	1 6,140	1 6,605	1 6,605
Procurement officer	3 18,220	3 20,030	3 20,675
Property and supply supervisor	1 6,740	1 7,250	1 7,465
Records management officer	1 6,140	1 6,820	1 7,035
Supply catalog supervisor	1 5,940	1 6,605	1 6,605
Supply catalog supervisor, general	2 12,680	2 13,640	2 13,640
Tabulation project planner	1 5,940	1 6,605	1 6,605
GS-10, Range \$5,915 to \$6,725:			
Accountant	1 5,500		
Accounting and fiscal officer	2 11,500	2 12,775	2 12,775
Budget analyst	1 5,625		
Equipment specialist	1 5,750	1 6,050	1 6,185
Freight traffic officer	2 12,000	2 12,910	2 13,180
General supply officer	2 11,125	1 6,185	1 6,185
Military personnel officer	1 5,625	1 6,185	1 6,320
Military personnel records analyst	1 6,050	1 6,050	1 6,185
Passenger traffic officer	1 6,000		
Photo equipment and supply specialist		1 6,185	1 6,185
Surplus property disposal officer	1 6,000	1 6,455	1 6,590
Tabulation equipment operator	1 5,625	1 6,050	1 6,185
GS-9, Range \$5,440 to \$6,250:			
Accountant	1 5,185	1 5,845	1 5,845
Accounting and fiscal assistant	1 5,060	2 11,150	2 11,150
Administrative assistant	6 33,735	8 48,380	8 49,325
Analytical statistician	1 5,810	1 5,575	1 5,575
Archivist	1 5,310	1 5,845	1 5,845
Budget analyst	3 15,305	3 16,860	3 16,860
Contract specialist	1 5,685	1 6,250	1 6,250
Employee relations officer		1 5,440	1 5,575
Freight traffic officer	3 15,430	6 34,665	6 34,665
General supply officer	5 26,425	9 50,850	9 50,850
Historian	1 5,060	2 11,150	2 11,150
Industrial specialist	1 5,685	1 6,250	1 6,250
Legal assistant	1 5,185	1 5,845	1 5,980
Methods examiner	2 10,245	2 11,285	2 11,555
Military personnel, records analyst	1 5,060		
Military personnel research analyst	2 10,495	1 5,845	1 5,845
Passenger traffic officer	1 5,560	3 11,960	3 12,365
Personnel allowance assistant	1 5,060	2 11,015	2 11,285
Personnel assistant		1 5,575	1 5,710
Personnel assistant, military	3 16,055	3 17,070	3 18,075

CURRENT AUTHORIZATIONS—Continued

DEPARTMENT OF THE NAVY—Continued

Consolidated schedule of personal services paid from accounts of the United States Marine Corps—Continued

DETAIL OF PERSONAL SERVICES—continued

	1955 actual		1956 estimate		1957 estimate	
	Number	Total salary	Number	Total salary	Number	Total salary
Departmental—Continued						
General schedule grades—Continued						
GS-9. Range \$5,440 to \$6,250—Con.						
Photo equipment and supply specialist	1	\$5,435				
Placement officer	3	15,680	2	\$11,600	2	\$11,960
Procurement officer	2	10,370	2	11,285	2	11,555
Publications editor	1	5,435	1	5,980	1	6,115
Security analyst	1	5,060	1	5,440	1	5,775
Storage specialist	1	5,060	1	5,710	1	5,845
Specifications coordinator	1	5,060	1	5,710	1	5,845
Supply cataloger, general	13	69,155	14	80,075	14	80,885
Supply distribution officer	1	5,685	1	6,115	1	6,250
Supply publications editor	1	5,060	1	5,575	1	5,710
Supply requirements officer	4	21,365	4	22,975	4	23,515
Tabulating equipment operator supervisor	1	5,185	1	5,440	1	5,575
Tabulation project planner	3	15,555	3	17,400	3	17,535
Technical publications assistant	1	5,060	1	5,575	1	5,710
Training officer	1	5,060	1	5,575	1	5,710
Transportation specialist	36	177,445	34	184,500	34	186,795
GS-8. Range \$4,970 to \$5,780	121	548,805	119	576,275	120	581,375
GS-7. Range \$4,525 to \$5,335	67	277,140	66	301,140	66	305,490
GS-6. Range \$4,080 to \$4,890	277	1,055,820	279	1,163,790	280	1,187,035
GS-5. Range \$3,670 to \$4,480	455	1,545,985	468	1,732,095	450	1,677,395
GS-4. Range \$3,415 to \$3,925	509	1,572,945	510	1,739,950	484	1,638,325
GS-3. Range \$3,175 to \$3,685	64	192,720	30	99,595	33	109,495
GS-2. Range \$2,960 to \$3,470	11	31,140	1	2,775		
GS-1. Range \$2,690 to \$3,200						
Ungraded positions at hourly rates equivalent to less than \$5,440	6	25,043	11	40,252	16	63,086
Total permanent, departmental	1,725	6,555,968	1,714	7,166,772	1,679	7,088,406
Deduct lapses	173.6	590,862	160.5	571,878	159	651,533
Add net increase due to changes in pay scales for part of year		136,021				
Net permanent, departmental (average number, net salary)	1,551.4	6,101,127	1,553.5	6,594,894	1,520	6,436,873
Regular pay above 52-week base		23,466				
Payment above basic rates:						
Overtime and holiday pay		90,352		52,000		40,000
Nightwork differential		1,324		1,296		1,252
All personal services, departmental		6,216,269		6,673,555		6,478,125
Field:						
General schedule grades:						
GS-14. Range \$10,320 to \$11,395:						
Physicist	1	10,000	1	10,965	1	10,965
Production specialist	1	10,600	1	11,395	1	11,395
GS-13. Range \$8,990 to \$10,065:						
Accountant	1	8,760	1	9,420	1	9,635
Bacteriologist	1	8,560	1	9,205	1	9,420
Clothing designer	1	8,360	1	9,205	1	9,205
Contract specialist	2	17,120	2	18,840	2	18,840
General engineer	2	18,320	2	19,915	2	19,915
General supply officer	1	8,360	1	9,205	1	9,205
Industrial engineer	1	8,760	1	9,420	1	9,420
Production specialist	1	8,360	1	9,420	1	9,205
School superintendent	1	8,360	1	8,990	1	9,205
Supervisory educational specialist	1	8,560	1	9,420	1	9,420
Supervisory procurement officer	1	8,760				
GS-12. Range \$7,570 to \$8,645:						
Accountant	1	7,240	1	8,000	1	8,000
Electronic engineer	1	7,040	1	7,785	1	7,785
General engineer	8	60,120	7	57,290	7	57,935
General supervisory officer	1	7,040	1	7,785	1	7,785
General supplies supervisor	1	7,040	1	7,785	1	8,000
Housing manager	1	7,040	1	7,785	1	7,785
Industrial engineer	1	7,040	1	8,215	1	8,215
Industrial specialist	1	7,440	1	8,215	1	8,215
Mechanical engineer	1	7,840	1	8,645	1	8,645
Medical officer, general medicine	1	7,040	1	7,785	1	7,785
Organization and methods examiner	1	7,040	1	7,785	1	7,785
Personnel officer	1	7,440	1	8,000	1	8,215
Production superintendent, general	2	15,280	2	16,215	4	31,570
Psychologist	3	22,720	2	16,645	2	16,860
Supply cataloger	1	7,440	1	7,570	1	7,785
Technologist, general	1	7,240	1	7,785	1	8,000
Trial attorney general	2	14,880	1	8,215	1	8,215
GS-11. Range \$6,390 to \$7,465:						
Accountant	3	17,820	3	20,245	3	20,245
Administrative assistant	1	6,340	1	6,820	1	7,035
Administrative officer	2	13,280	2	15,145	2	15,145
Architect	1	6,540	1	7,035	1	7,250
Architectural engineer	2	13,280	2	14,285	2	14,500
Civil engineer	8	49,120	8	54,345	8	54,345
Clothing designer	1	5,940	1	6,820	1	6,820
Electrical engineer	6	39,240	7	50,105	7	50,320
Electronics technician	1	6,540	1	7,250	1	7,250
Engineer equipment specialist						
Equipment specialist, electronics	1	5,940	1	6,605	1	6,605
Fiscal accounting officer	1	6,140	2	12,995	2	12,995

DETAIL OF PERSONAL SERVICES—continued

	1955 actual		1956 estimate		1957 estimate	
	Number	Total salary	Number	Total salary	Number	Total salary
Field—Continued						
General schedule grades—Continued						
GS-11. Range \$6,390 to \$7,465—Con.						
Freight traffic officer	1	\$6,340	1	\$7,035	1	\$7,035
General engineer	5	32,300	5	35,820	5	35,820
General supply officer	1	5,940	1	6,605	2	12,995
Housing manager	2	12,280	1	6,820	1	6,820
Inspection specialist	1	5,940	1	6,605	1	6,605
Inspector	2	11,880	2	13,210	2	13,210
Mechanical engineer	5	30,900	5	33,885	5	34,530
Maintenance engineer	1	6,940	1	7,680	1	7,680
Methods examiner	3	19,620	2	14,070	3	20,460
Personnel officer	6	38,840	7	49,890	7	49,890
Physicist	1	5,940	1	6,605	1	6,605
Principal, day school	4	23,760	5	31,950	5	32,595
Procurement officer	1	6,340	2	13,425	2	13,425
Production specialist, textile	2	12,080	1	6,605	1	6,605
Purchasing agent	1	6,140	1	6,605	2	13,210
Requisition and distribution clerk						
Safety program specialist	2	13,480	2	14,715	2	14,715
Sanitary engineer	2	11,880	2	12,995	2	13,425
Structural engineer	1	6,340	2	13,210	2	13,425
Supervisory educational specialist	7	42,580	6	40,275	6	40,705
Supply catalog supervisor	1	5,940	1	6,605	1	6,605
Supply requisition and disbursing officer	1	5,940	1	6,605	1	6,605
Training officer	1	6,140	1	6,820	1	6,820
GS-10. Range \$5,915 to \$6,725:						
Administrative officer	3	18,000	3	19,635	3	19,770
Budget specialist	1	5,500	1	6,050	1	6,185
Electronic inspector	2	11,000	2	11,830	2	12,100
Employee relations officer	1	5,625	1	6,185	1	6,320
Engineer equipment specialist						
Fire fighter, general	3	18,000	4	25,010	3	18,690
Fiscal accounting officer	2	12,000	1	6,725	1	6,725
General supply officer						
Housing manager	2	11,125	2	12,235	2	12,505
Inspector	3	16,750	3	18,420	3	18,555
Organization and methods examiner	1	5,750	1	6,320	1	6,320
Personnel officer	1	6,250	1	6,725	1	6,725
Preservation and packaging contract specialist						
Production specialist	3	17,500	3	19,095	3	19,095
Requisition and distribution clerk	1	6,125	1	6,725	2	11,830
Safety program specialist	1	5,625				
Storage specialist	2	11,375	1	6,050	1	6,185
Supply catalog supervisor						
GS-9. Range \$5,440 to \$6,250:						
Accountant	3	15,555	4	22,570	4	23,110
Administrative assistant	4	22,240	5	30,170	5	30,440
Architectural engineer	5	26,300	4	22,435	4	22,570
Budget specialist	1	5,060	1	5,575	1	5,710
Cartographer	1	5,935	1	6,385	1	6,385
Chemical engineer	1	5,060	1	5,575	1	5,575
Civil engineer	6	32,485	9	51,120	10	56,965
Cost accountant	4	21,115	3	16,725	3	16,860
Construction inspector	1	5,810	1	6,250	1	6,250
Construction superintendent	1	5,685	1	6,250	1	6,250
Constructor specialist, administrative	1	5,185	1	5,710	1	5,845
Educational specialist	2	10,120	2	11,150	2	11,285
Electrical engineer	3	15,805	1	5,980	1	6,115
Electronics inspector	2	10,245	2	11,285	2	11,555
Electronic technician, general	2	10,120	3	16,455	3	16,455
Employee relations assistant	1	5,310	2	11,690	3	17,400
Employee relations officer	1	5,560	1	6,115	1	6,250
Equipment specialist, auto	1	5,810	1	6,250	1	6,250
Equipment specialist, electronics	3	15,180	3	16,725	3	16,725
Fire fighter, general	1	5,685	1	6,250	1	6,250
Fiscal accountant assistant	1	5,685	1	6,385	1	6,250
Forester	1	5,560	1	6,115	1	6,115
General engineer	4	20,990	4	23,110	4	23,650
General supply assistant	1	5,185	1	5,710	1	5,845
General supply officer						
Horticulturist	2	10,620	2	11,690	2	11,960
Housing manager	1	5,185	1	5,710	1	5,710
Hydraulic manager, general	1	5,060				
Industrial specialist	1	5,060	1	5,575	1	5,710
Inspector	1	5,060	1	5,575	1	6,115
Landscape architect	1	5,560	1	5,980	1	6,115
Librarian	4	22,365	4	24,325	4	24,595
Mechanical engineer	5	26,550	5	29,900	5	30,035
Methods examiner, procurement	1	5,310	1	5,710	1	5,845
Organization and methods examiner						
Packaging and preservation specialist	1	5,060	1	5,575	1	5,710
Personnel assistant	6	32,985	8	46,760	8	47,300
Position classifier	1	5,060	1			

DETAIL OF PERSONAL SERVICES—continued

	1955 actual		1956 estimate		1957 estimate	
	Num-ber	Total salary	Num-ber	Total salary	Num-ber	Total salary
Field—Continued						
General schedule grades—Continued						
GS-9. Range \$5,440 to \$6,250—Con.						
Supply record and shipment assistant.....	2	\$10,495	2	\$11,285	2	\$11,555
Supply requisition officer.....	1	5,185	1	5,710	2	11,285
Tabulating machine operator.....	1	5,435	1	5,845	1	5,980
Technologist.....	1	5,560	1	6,115	1	6,115
Traffic officer.....	4	21,740	4	23,650	4	23,920
GS-8. Range \$4,970 to \$5,780.....	44	217,530	53	280,015	53	283,120
GS-7. Range \$4,525 to \$5,335.....	362	1,621,335	412	1,967,440	436	2,092,645
GS-6. Range \$4,080 to \$4,890.....	281	1,153,145	285	1,272,960	290	1,310,235
GS-5. Range \$3,670 to \$4,480.....	444	1,667,540	483	1,987,665	528	2,181,165
GS-4. Range \$3,415 to \$3,925.....	922	3,132,950	1,009	3,770,010	1,099	4,111,615
GS-3. Range \$3,175 to \$3,685.....	1,387	4,312,050	1,655	5,486,335	1,760	5,822,175
GS-2. Range \$2,960 to \$3,470.....	719	2,059,810	713	2,169,385	749	2,277,730
GS-1. Range \$2,690 to \$3,200.....	17	46,420	11	31,715	11	31,715
Ungraded positions at annual rates:						
Rates of \$5,440 or above:						
Master mechanic.....	2	19,631	2	20,634	2	20,634
Foreman.....	6	47,087	8	65,728	8	65,728
Chief quartermaster.....	28	189,877	29	196,236	31	204,120
Quartermaster.....	95	600,806	98	628,705	101	650,286
Leadingman.....	164	953,162	183	1,090,998	185	1,103,438
Superintendent.....	1	5,529			7	44,450
Senior training supervisor.....	9	57,162	7	44,428	2	13,999
Supervisory planner and estimator.....	2	13,707	2	13,999		
Rates of less than \$5,440.....	334	1,473,327	338	1,511,339	353	1,585,356
Ungraded positions at hourly and daily rates:						
Equivalent to \$5,440 or above:						
Job printer.....	1	5,096	1	5,450	1	5,450
Planner and estimator.....	21	123,925	28	167,677	31	186,398
Fressman.....	5	29,245	5	29,245	5	29,245
Snapper.....	1	5,574	1	5,574	1	5,574
Shop planner.....	4	22,255	9	51,544	12	68,517
Toolmaker.....	2	10,650	1	5,533	1	5,533
Equivalent to less than \$5,440.....	11,559	41,870,732	11,107	41,185,810	10,949	40,514,143
Total permanent, field.....	16,679	61,264,730	16,718	63,797,945	16,913	64,561,656
Deduct lapses.....	2,592.4	9,706,994	1,350.5	5,436,070	968	3,499,611
Add net increase due to changes in pay scales for part year.....		321,782				
Net permanent, field (average number, net salary):						
United States and possessions.....	14,024.3	51,750,577	15,325.7	58,234,258	15,885.9	60,940,003
Foreign countries: Local rates.....	62.3	128,941	61.8	127,617	59.1	122,042
Regular pay above 52-week base.....		199,537		224,469		
Payment above basic rates:						
Overtime and holiday pay.....		601,807		846,179		852,060
Nightwork differential.....		110,942		138,487		132,294
Additional pay for service abroad.....		5,516		13,611		24,368
Uniform allowances.....				51,100		51,100
All personal services, field.....	52,797,320		59,635,721		62,111,867	
01 Personal services.....	59,013,589		66,309,276		68,589,992	
Salaries and wages in the foregoing schedule are distributed as follows:						
"Marine Corps troops and facilities:"						
Direct obligations.....	53,890,680		60,608,164		62,843,449	
Reimbursable obligations.....	848,682		988,881		1,038,248	
"Medical care, Navy".....	42,197		45,366			
"Research and development, Navy".....	103,820		144,021		146,052	
"Civil engineering, Navy".....	183,864		175,092		175,092	
"Military construction, Navy".....	73,553		58,560		58,560	
"Naval working fund".....	259,419		245,137		248,589	
"Service-wide supply and finance, Navy".....	58,396		57,285		57,285	
"Navy industrial fund".....	2,943,930		3,049,657		3,023,000	
"Preparation for sale or salvage of military property, Navy".....	108,235		355,362		362,375	
"Navy personnel, general expenses".....	2,356					
Allocation from "Payments to school districts, Office of Education".....	498,467		581,751		637,342	

DETAIL OF PERSONAL SERVICES—continued

	1955 actual		1956 estimate		1957 estimate	
	Num-ber	Total salary	Num-ber	Total salary	Num-ber	Total salary
Departmental—Continued						
General schedule grades—Continued						
GS-15. Range \$11,610 to \$12,690—Con.						
Administrative officer.....	2	\$21,600	2	\$24,300	2	\$24,840
Assistant fiscal director.....	1	11,800	1	12,690	1	12,690
Attorney-adviser.....	1	11,300	1	12,420	1	12,690
Contract specialist.....	1	11,550	1	12,690	1	12,690
Engineer.....	15	169,050	13	161,460	13	163,780
Industrial specialist.....	1	10,800	1	11,880	1	12,150
Mathematician.....	1	10,800	1	11,880	1	12,150
Physicist.....	1	10,800	1	11,880	1	12,150
Production specialist.....	1	11,300	1	12,420	1	12,690
Program coordinator.....	1	11,300	1	12,420	1	12,690
GS-14. Range \$10,320 to \$11,305:						
Accountant, Government.....	1	10,000	1	10,535	1	10,750
Administrative officer.....	1	9,800	1	10,535	1	10,750
Aircraft inspector.....	1	10,800	1	11,610	1	11,825
Aircraft maintenance specialist.....	1	9,600	1	10,535	1	10,750
Aircraft plans and programs officer.....	1	9,600	1	10,750	1	10,965
Attorney-adviser.....	1	9,600				
Budget administrator.....	1	9,600				
Contract specialist.....	2	21,000	1	10,750	1	10,965
Contract termination officer.....	1	9,800	1	10,750	1	10,965
Engineer.....	56	554,200	59	636,510	59	647,775
Financial control officer.....	1	9,600	1	10,320	1	10,535
Industrial specialist.....	2	20,400	2	22,360	2	22,790
Mathematician.....	1	9,600	1	10,535	1	10,750
Mobilization program coordinator.....	1	9,600	1	10,535	1	10,750
Organization and methods examiner.....	1	10,600	1	11,610	1	11,610
Personnel officer.....	2	20,200	2	21,715	2	21,930
Production specialist.....	1	10,000	1	10,965	1	11,180
Statistician, mathematical.....	1	10,200	1	11,180	1	11,395
Supervisory contract specialist.....	2	19,200	2	21,715	2	22,145
GS-13. Range \$8,990 to \$10,065:						
Accountant, systems.....	1	8,360	1	8,990	1	8,990
Administrative officer.....	5	42,400	5	45,595	5	46,455
Aircraft inspector.....	2	18,920	2	20,560	2	20,560
Aircraft modification design.....	4	34,440	4	37,250	4	38,110
Attorney-adviser.....	1	8,360	1	8,990	1	9,205
Budget administrator.....	1	8,360	1	8,990	1	9,205
Contract specialist.....	9	75,840	7	64,235	7	65,940
Contract termination officer.....	1	8,560	1	9,205	1	9,420
Engineer.....	184	1,557,840	192	1,782,195	195	1,846,105
Equipment specialist.....	1	8,360	1	9,205	1	9,420
Finance officer.....	2	17,120	2	18,410	2	18,840
General finance officer.....	1	8,360	1	9,205	1	9,420
General supply officer.....	1	8,960	1	9,635	1	9,850
Industrial specialist.....	6	51,760	6	55,875	6	56,520
Inspector.....	1	8,360	1	9,205	1	9,420
Metalurgist, physical.....	1	8,560	1	9,205	1	9,635
Organization and methods examiner.....	2	16,720	1	9,205	1	9,420
Personnel officer.....	2	17,320	2	19,700	2	20,130
Physical science administrator.....	1	9,360	1	10,065	1	10,065
Physicist.....	2	17,220	2	19,055	2	19,055
Procurement officer.....	1	8,760	1	9,635	1	9,850
Production specialist.....	2	17,320	2	19,055	2	19,485
Program analyst.....	3	25,080	3	26,970	3	27,185
Program coordination officer.....	1	8,360	1	9,205	1	9,420
Program planning officer.....	1	8,360	1	9,420	1	9,420
Progress reporting officer.....	1	8,360	1	8,990	1	9,205
Statistician, mathematical.....	1	8,360	1	8,990	1	9,205
Supervisory contract specialist.....	4	34,240	4	36,820	4	37,250
Supervising production specialist.....	1	8,760	1	9,420	1	9,635
Supervising purchasing agent.....	1	8,760	1	9,635	1	9,850
Technologist.....	1	8,560	1	9,420	1	9,635
Training officer.....	1	9,360	1	10,065	1	10,065
GS-12. Range \$7,570 to \$8,645:						
Accountant.....	4	28,160	4	30,280	4	31,140
Administrative officer.....	7	51,685	5	39,785	5	40,645
Aeronomist.....	1	7,040	1	8,645	1	8,645
Aircraft equipment specialist.....	1	7,040	2	15,140	2	15,355
Aircraft maintenance specialist.....	5	36,200	5	38,925	5	40,090
Attorney-adviser.....	3	21,520	3	23,570	3	24,215
Budget administrator.....	6	43,240	4	31,140	4	32,000
Contract negotiator.....	78	560,920	81	622,915	83	652,720
Contract termination officer.....	5	35,200	5	40,000	5	40,860
Electronics specialist.....	3	21,320	3	22,925	3	23,570
Engineer.....	250	1,799,400	269	2,102,090	285	2,252,705
Engineering technician.....	2	14,080	2	15,355	2	15,785
Equipment specialist.....	1	7,040	1	7,570	1	7,785
Industrial specialist.....	5	35,600	5	38,280	5	38,925
Mathematician.....	2	14,280	2	15,570	2	16,000
Metalurgist, physical.....	2	14,680	2	15,785	2	16,215
Organization and methods examiner.....	1	7,240	1	7,785	1	8,000
Personnel officer.....	2	14,880	2	16,000	2	16,430
Physical metallurgist.....	1	7,040	1	7,570	1	7,785
Position classifier and officer.....	1	7,040	1	7,785	1	8,000
Procurement analyst.....	2	14,480	2	15,570	2	16,000
Production program officer.....	2	14,080	2	15,140	2	15,570
Production requirements officer.....	3	22,120	3	24,000	3	24,645
Production specialist.....	13	94,720	12	95,345	12	97,075
Program analyst.....	1	7,440	1	8,215	1	8,430
Program assistant and presentation systems.....	1	7,040	1	7,570	1	7,785
Real property officer.....	1	7,040	1	7,570	1	7,785
Salary and wage administrator.....	1	7,640	1	8,215	1	8,430
Statistician.....	6	43,440	6	46,280	6	47,140
Supply allowance officer.....	2	14,080	2	15,140	2	15,570
Supervising contract specialist.....	1	7,640	1			

CURRENT AUTHORIZATIONS—Continued

DEPARTMENT OF THE NAVY—Continued

Consolidated schedule of personal services paid from accounts of the Bureau of Aeronautics—Continued

DETAIL OF PERSONAL SERVICES—continued

	1955 actual		1956 estimate		1957 estimate	
	Number	Total salary	Number	Total salary	Number	Total salary
Departmental—Continued						
General schedule grades—Continued						
GS-11. Range \$6,360 to \$7,465—Con.						
Administrative officer	5	\$29,900	5	\$32,810	5	\$33,885
Aircraft maintenance specialist	18	107,720	17	113,790	17	117,445
Analytical statistician	2	12,480	1	7,035	1	7,250
Attorney-adviser	2	12,880	2	13,855	2	14,285
Budget administrator	9	53,460	8	51,120	8	52,840
Computer programmer	1	5,940	1	6,605	1	6,820
Contract negotiator	9	53,460	11	72,225	8	54,560
Electronic specialist	8	47,720	7	45,590	7	46,880
Engineer	75	446,200	82	534,860	87	588,275
Equipment specialist	8	47,520	8	53,055	8	54,560
Industrial specialist	7	42,380	7	46,020	7	47,525
Librarian	1	5,940	1	6,820	1	7,035
Manpower requirements officer	1	6,140	1	6,820	1	7,035
Mathematician	2	12,280	4	25,560	4	25,990
Methods examiner	3	18,020	3	19,170	3	19,815
Organization and methods examiner	6	35,840	6	39,630	6	40,705
Personnel officer	4	24,360	3	19,815	3	20,460
Physicist	1	5,940	1	6,820	1	7,035
Position classifier	2	12,280	2	14,285	2	14,500
Procurement officer	11	65,340	12	77,970	12	80,315
Production requirements officer	4	25,560	5	33,025	5	33,670
Production specialist	4	25,560	1	6,605	1	6,820
Program analyst	1	5,940	1	6,390	1	6,605
Program coordination officer	2	12,480	2	13,855	2	14,285
Purchasing agent	1	5,940	1	6,390	1	6,605
Salary and wage administrator	2	12,480	2	13,855	2	14,070
Statistician, analytical	1	5,940	1	6,390	1	6,605
Supervisory procurement officer	2	12,080	2	12,995	2	13,210
Supply allowance officer	2	12,280	2	13,210	2	13,640
Supply officer, general	4	23,060	4	25,990	4	26,640
Supply requirements officer	1	5,940	1	6,390	1	6,605
Survey statistician	1	5,940	1	6,390	1	6,605
Tool and gage construction specialist	1	6,140	1	6,605	1	6,820
GS-10. Range \$5,915 to \$6,725:						
Illustrator	2	11,750	2	12,910	2	13,045
Librarian	1	6,000	1	6,820	1	7,035
Methods examiner	2	11,425	2	12,235	2	12,505
GS-9. Range \$5,440 to \$6,250:						
Accountant	5	29,050	5	28,280	5	28,955
Administrative assistant	7	40,670	6	36,420	6	36,960
Administrative officer	6	34,860	5	29,225	5	29,765
Aircraft allocations officer	1	5,310	1	5,845	1	5,980
Aircraft maintenance specialist	6	32,965	5	28,280	5	28,820
Allotment assistant	1	5,810	1	6,250	1	6,250
Budget administrator	1	5,060	1	5,575	1	5,710
Budget analyst	5	26,675	3	16,860	3	17,295
Business analyst	1	5,060	1	5,575	1	5,710
Computer programmer	2	10,120	2	10,880	2	11,420
Contract assistant	2	10,370	2	11,150	2	11,420
Electronic specialist	4	20,615	3	17,535	3	17,940
Employee relations officer	2	11,245	2	12,095	2	12,230
Engineer	12	69,720	22	120,490	30	161,935
Engineering draftsman	4	22,615	5	30,170	5	30,845
Equipment specialist	5	26,675	4	22,570	4	23,110
General supply officer	1	5,810	1	6,250	1	6,250
Industrial specialist	2	10,745	1	5,710	1	5,845
Information specialist	2	10,245	2	11,825	2	12,095
Librarian	2	10,120	2	11,015	2	11,285
Mail and file supervisor	1	5,560	1	6,115	1	6,250
Manpower requirements officer	2	10,620	2	11,960	2	12,095
Mathematician	3	15,180	3	16,590	3	16,860
Organization and methods examiner	3	15,305	3	16,860	3	17,705
Personnel assistant	6	31,610	6	34,260	6	35,935
Personnel officer	2	10,245	2	11,285	2	11,555
Physicist	1	5,060	1	5,575	1	5,710
Procurement specialist	4	23,240	7	38,485	7	40,660
Production requirements assistant	18	104,450	20	123,485	10	116,935
Program analyst	1	5,060	1	5,410	1	5,575
Program assistant	5	25,550	6	33,585	6	34,395
Program control specialist	1	5,060	1	5,575	1	5,710
Records management officer	2	10,495	2	11,420	2	11,690
Shipment officer	1	5,060	1	5,575	1	5,710
Shorthand reporter	1	5,060	1	5,440	1	5,575
Statistical assistant	2	10,870	2	11,690	2	11,825
Statistician, analytical	3	15,930	3	17,265	3	17,670
Supply officer	3	15,555	2	11,555	2	11,825
Supply allowances officer	2	10,495	2	11,285	2	11,555
Supply distribution officer	3	15,680	3	17,130	3	17,490
Surplus property disposal officer	2	10,370	1	5,410	1	5,575
Training officer	1	5,435	1	5,980	1	5,980
GS-8. Range \$4,970 to \$5,780	10	49,950	7	38,705	7	39,245
GS-7. Range \$4,525 to \$5,335	158	694,590	170	811,635	178	856,210
GS-6. Range \$4,080 to \$4,890	48	200,735	50	222,630	51	229,565
GS-5. Range \$3,670 to \$4,480	262	985,620	306	1,213,060	318	1,283,980
GS-4. Range \$3,415 to \$3,925	426	1,387,590	483	1,676,175	509	1,754,465
GS-3. Range \$3,175 to \$3,685	241	767,300	245	818,305	258	903,315
GS-2. Range \$2,960 to \$3,470	6	18,090	5	16,075	5	16,230
GS-1. Range \$2,690 to \$3,200	11	30,140	11	35,710	11	36,305
Ungraded positions at hourly rates equivalent to less than \$5,440	9	32,190	15	57,000	15	61,000
Total permanent, departmental	2,292	12,404,170	2,448	14,109,665	2,537	14,763,130

DETAIL OF PERSONAL SERVICES—continued

	1955 actual		1956 estimate		1957 estimate	
	Number	Total salary	Number	Total salary	Number	Total salary
Departmental—Continued						
Deduct lapses	541	\$2,714,938	337	\$1,470,571	314	\$1,439,050
Add net increase due to changes in pay scales for part of year		222,015				
Net permanent, departmental (average number, net salary)	1,751	9,911,247	2,111	12,639,094	2,223	13,324,080
Regular pay above 52-week base		37,541		48,685		
Payment above basic rates:						
Overtime and holiday pay		357,457		429,676		412,050
Nightwork differential		288		500		1,000
All personal services, departmental	10,306,533		13,117,955		13,737,130	
Field:						
General schedule grades:						
GS-15. Range \$11,610 to \$12,600:						
Engineer	17	188,500	17	204,910	17	205,340
Naval research analyst	1	11,800	1	12,690	1	12,905
Physiologist	1	11,050	1	12,150	1	12,150
GS-14. Range \$10,320 to \$11,395:						
Attorney-adviser	1	9,600	1	10,320	1	10,535
Chemist	1	10,000	1	10,965	1	10,965
Electronic scientist	6	59,500	7	75,090	6	64,565
Engineer	45	439,600	47	500,085	45	479,410
Metallurgist	1	10,000	1	10,750	1	10,965
Motion picture producer	1	10,000	1	10,965	1	10,965
Naval research analyst	1	9,800	1	10,535	1	10,750
Organization and methods examiner	1	10,600	1	11,395	1	11,395
Physicist	4	39,800	5	53,750	4	43,215
Physiologist	1	9,600	1	10,535	1	10,750
Planning and estimating supervisor	1	9,800	1	10,535	1	10,535
Production specialist	1	10,000	1	10,965	1	11,180
Production superintendent	4	39,000	4	41,925	4	42,140
Psychologist	1	9,600	1	10,320	1	10,320
Safety program specialist	1	9,600	1	10,535	1	10,750
GS-13. Range \$8,990 to \$10,065:						
Attorney-adviser	5	43,160	6	56,055	5	46,880
Automotive transportation specialist	1	8,360	1	9,205	1	9,420
Chemist	2	17,520	2	19,055	2	19,270
Contract specialist	1	8,560	1	9,205	1	9,205
Educational specialist	7	61,600	7	67,160	7	67,395
Electronic scientist	20	173,920	22	207,620	20	189,420
Engineer	167	1,469,860	174	1,666,025	167	1,602,110
Geophysicist	1	8,960	1	9,850	1	10,065
Industrial specialist	1	8,760	1	9,420	1	9,420
Inspector	8	73,080	8	79,630	8	79,905
Mathematician	2	17,120	2	18,625	2	18,840
Meteorologist	1	8,760	1	9,635	1	9,850
Motion picture producer	3	26,680	3	28,905	3	29,335
Naval research analyst	2	17,120	3	28,260	2	19,055
Organization and methods examiner	1	8,360	1	8,990	1	8,990
Personnel officer	10	89,800	10	97,880	10	98,220
Physical metallurgist	1	8,760	1	9,635	1	9,850
Physical science administrator	2	16,740	2	18,195	2	18,410
Physical science coordinator	1	8,360	1	8,990	1	8,990
Physicist	7	60,620	8	75,100	7	65,955
Physiologist	1	8,760	1	9,635	1	9,850
Planning and estimating supervisor	7	62,720	7	68,365	7	68,600
Production specialist	5	41,160	6	57,130	5	47,780
Production superintendent	3	28,080	3	30,195	3	30,195
Psychologist	6	52,760	6	57,520	6	57,725
Publications officer	1	8,760	1	9,420	1	9,420
Scientific staff assistant	1	8,360	1	9,205	1	9,420
Scientist	1	8,360	1	8,990	1	8,990
Technologist	5	41,200	5	48,185	5	48,355
Training officer	1	8,360	1	8,990	1	9,205
GS-12. Range \$7,570 to \$8,645:						
Accountant	1	7,040	1	7,785	1	7,785
Administrative officer	3	22,120	3	24,215	3	24,430
Automotive transportation specialist	1	7,240	1	7,785	1	8,000
Budget specialist	9	67,320	9	73,585	9	73,890
Cartographer	2	14,480	2	15,785	2	16,000
Chemist	3	23,320	3	24,215	3	2





CURRENT AUTHORIZATIONS—Continued

DEPARTMENT OF THE NAVY—Continued

Consolidated schedule of personal services paid from accounts of the Bureau of Aeronautics—Continued

Table with columns: 1955 actual, 1956 estimate, 1957 estimate. Rows include: Field—Continued, General schedule grades—Continued, GS-9, Safety program specialist, Scientific staff assistant, Scientist, Security specialist, Shop tool and equipment specialist, Statistical assistant, Statistician, Storekeeper, Tabulating equipment operation supervisor, Technologist, Tool and gage designer, Training instructor, Training officer, GS-8, GS-7, GS-6, GS-5, GS-4, GS-3, GS-2, GS-1, Grades established by act of Aug. 1, 1947, Ungraded positions at annual rates, Chief quartermen, supervisory laborer helper and mechanical service, Chief training supervisor, Foreman, supervisory laborer helper and mechanical service, Leadingman, supervisory laborer helper and mechanical service, Master, supervisory laborer helper and mechanical service, Quartermen, supervisory laborer helper and mechanical service, Senior training supervisor, Training supervisor, Rates less than \$5,440, Ungraded positions at hourly and daily rates, Equivalent to \$5,440 or above, Laborer helper and mechanical service, Equivalent to less than \$5,440, Total permanent, field, Deduct lapses, Add net increase due to changes in pay scales for part of year, Net permanent, field (average number, net salary), United States and possessions, Foreign countries, United States rates, Local rates, Positions other than permanent: Intermittent employment, Regular pay above 53-week base, Payment above basic rates, Overtime and holiday pay, Nightwork differential, Additional pay for service abroad, Uniform allowances, All personal services, field, Personal services.

DETAIL OF PERSONAL SERVICES—continued

Table with columns: 1955 actual, 1956 estimate, 1957 estimate. Rows include: Salaries and wages in the foregoing schedule are distributed as follows: "Aircraft and facilities, Navy", Direct obligations, Reimbursable obligations, "Aircraft and related procurement, Navy", "Medical care, Navy", "Navy personnel, general expenses", "Ordnance and facilities, Navy", "Preparation for sale or salvage of military property, Navy", "Ships and facilities, Navy", "Shipbuilding and conversion, Navy", "Navy stock fund", "Naval working fund", "Service-wide supply and finance, Navy", "Military construction, Navy", "Civil engineering, Navy", "Marine Corps troops and facilities", "Service-wide operations, Navy", "Research and development, Navy", "Navy industrial fund", Allotment from "Mutual Security", "Strategic and critical materials, General Services Administration", "Maintenance and operations, Army", "Operating expenses, Coast Guard", "Operation and maintenance, Air Force".

Consolidated schedule of personal services paid from accounts of the Bureau of Ships

Table with columns: 1955 actual, 1956 estimate, 1957 estimate. Rows include: Departmental: Special positions at rates equal to or in excess of \$12,900: Position established by act of Aug. 1, 1947 (5 U. S. C. 171F), General schedule grades: GS-17, Range \$13,975 to \$14,620: Supervisory physicist (nuclear power), GS-16, Range \$12,900 to \$13,760: Supervisory electronics engineer, Supervisory marine engineer, Supervisory naval architect, GS-15, Range \$11,610 to \$12,690: Assistant comptroller for accounting, Assistant comptroller for budget, Assistant director of contracts, Attorney-adviser, Equipment specialist, Engineer, electrical, Engineer, electrical communications, Engineer, electronics, Engineer, general, Engineer, marine, Engineer, nuclear power, Industrial relations director, Mathematician, Naval architect, Physical science administrator, Physicist, Senior contract negotiator, GS-14, Range \$10,320 to \$11,395: Accountant, Administrative officer, Attorney-adviser, Budget officer, Engineer, amphibious combat vehicle design, Engineer, chemical, Engineer, electrical, Engineer, electrical communications, Engineer, electronics, Engineer, general, Engineer, industrial, Engineer, marine, Engineer, marine powerplant development, Engineer, materials, Engineer, mechanical, Engineer, nuclear power, Engineer, welding.



CURRENT AUTHORIZATIONS—Continued

DEPARTMENT OF THE NAVY—Continued

Consolidated schedule of personal services paid from accounts of the Bureau of Ships—Continued

DETAIL OF PERSONAL SERVICES—continued

Table with columns: 1955 actual, 1956 estimate, 1957 estimate. Rows include: Departmental—Continued, Ungraded positions at hourly rates equivalent to less than \$5,440, Total permanent, departmental, Deduct lapses, Add net increase due to changes in pay scales for part of year, Net permanent, departmental (average number, net salary), Positions other than permanent, Other payments for personal services, All personal services, departmental, Field: Special positions at rates equal to or in excess of \$12,930, General schedule grades: GS-17, GS-16, GS-15, GS-14.

DETAIL OF PERSONAL SERVICES—continued

Table with columns: 1955 actual, 1956 estimate, 1957 estimate. Rows include: Field—Continued, General schedule grades—Continued, GS-13, Range \$8,990 to \$10,065—Con., Engineer, ordnance, Engineer, welding, Health physicist, Industrial specialist, Mathematician, Medical officer, Metallurgist, Naval architect, Naval research analyst, Oceanographer, Organization and methods examiner, Personnel officer, Photostat operator, Physical metallurgist, Physiologist, Planning and estimating supervisor, Production metallurgist, Production specialist, Production superintendent, Publications officer, Scientific staff assistant, Statistician, analytical, Statistician, mathematical, Technologist, GS-12, Range \$7,570 to \$8,645: Accountant, Administrative officer, Allowance specialist, Architect, Auditor, Bacteriologist, Biologist, Budget specialist, Business accountant, Chemist, Clinical psychologist, Commodity industry analyst, Contract specialist, Cost accountant, Educational specialist, Electronic scientist, Electronic technician, Employee relations assistant, Employee relations officer, Engineer, aeronautical, Engineer, ceramic, Engineer, chemical, Engineer, civil, Engineer, electrical, Engineer, electronics, Engineer, general, Engineer, industrial, Engineer, marine, Engineer, materials, Engineer, mechanical, Engineer, ordnance, Engineer, safety, Engineer, structural, Engineer, structural research, Engineer, welding, Entomologist, Equipment specialist, Health physicist, Industrial hygienist, Industrial specialist, Information officer, Inspector, Librarian, Mathematician, Medical officer, Metallurgist, Meteorologist, Naval architect, Naval research analyst, Oceanographer, Organization and methods examiner, Patent adviser, Personnel officer, Photooptical equipment technician, Physical metallurgist, Physiologist, Planning and estimating supervisor, Production metallurgist, Production specialist, Production superintendent, Progress supervisor, Publications officer, Safety program specialist, Scientific illustrator, Scientific staff assistant, Security specialist, Ship surveyor and inspector, Shipbuilding inspector, Statistician, analytical, Statistician, mathematical, Storekeeper, Technologist.







CURRENT AUTHORIZATIONS—Continued

DEPARTMENT OF THE NAVY—Continued

Consolidated schedule of personal services paid from accounts of the Bureau of Ordnance—Continued

DETAIL OF PERSONAL SERVICES—continued

Table with 4 columns: 1955 actual, 1956 estimate, 1957 estimate, and sub-columns for number and total salary. Includes rows for Departmental, Field, and various grade levels (GS-17 to GS-12).

DETAIL OF PERSONAL SERVICES—continued

Table with 6 columns: Field-Continued, 1955 actual (Num, Total salary), 1956 estimate (Num, Total salary), 1957 estimate (Num, Total salary). Includes rows for General schedule grades, GS-12, GS-11, and various specialist and supervisor roles.





CURRENT AUTHORIZATIONS—Continued

DEPARTMENT OF THE NAVY—Continued

Consolidated schedule of personal services paid from accounts of the Bureau of Ordnance—Continued

DETAIL OF PERSONAL SERVICES—continued

Table with 4 columns: Field-Continued, 1955 actual (Number, Total salary), 1956 estimate (Number, Total salary), 1957 estimate (Number, Total salary). Rows include various roles like Facilities operator, Plumber, Pressman, etc., and summary rows for Total permanent, field, and Personal services.

Consolidated schedule of personal services paid from accounts of the Bureau of Medicine and Surgery

DETAIL OF PERSONAL SERVICES

Table with 6 columns: Departmental, Grades established by act of Aug. 1, 1947 (5 U. S. C. 476), 1955 actual (Number, Total salary), 1956 estimate (Number, Total salary), 1957 estimate (Number, Total salary). Rows include Medical research adviser, Administrative officer, Deputy comptroller, etc., and summary rows for Total permanent, departmental and All personal services, departmental.











CURRENT AUTHORIZATIONS—Continued

DEPARTMENT OF THE NAVY—Continued

Consolidated schedule of personal services paid from accounts of the Office of Naval Research—Continued

DETAIL OF PERSONAL SERVICES—continued

Table with 4 columns: 1955 actual, 1956 estimate, 1957 estimate. Rows include Field—Continued, General schedule grades—Continued (GS-9 to GS-1), Ungraded positions at annual rates, Ungraded positions at hourly rates, Total permanent, field, Deduct lapses, Add net increase due to changes in pay scales for part of year, Net permanent, field (average number, net salary), Positions other than permanent, Payment above basic rates, Excess of annual leave earned over leave taken, All personal services, field, and Personal services.

DETAIL OF PERSONAL SERVICES—continued

Table with 6 columns: Departmental—Continued, General schedule grades—Continued (GS-15 to GS-12), 1955 actual, 1956 estimate, 1957 estimate. Rows include Departmental—Continued, General schedule grades—Continued (GS-15 to GS-12), and various professional and administrative roles like Accountant, Attorney-advisor, Engineer, etc.

Consolidated schedule of personal services paid from accounts of the Bureau of Supplies and Accounts

DETAIL OF PERSONAL SERVICES

Table with 4 columns: 1955 actual, 1956 estimate, 1957 estimate. Rows include DEPARTMENT OF THE NAVY, Departmental, General schedule grades (GS-15 to GS-10), and various administrative roles like Attorney-advisor, Deputy comptroller, General attorney, etc.



DETAIL OF PERSONAL SERVICES—continued

Table with columns: 1955 actual (Number, Total salary), 1956 estimate (Number, Total salary), 1957 estimate (Number, Total salary). Rows include DEPARTMENT OF THE NAVY—continued and Field—Continued sections with various job titles and their corresponding salaries and counts.

DETAIL OF PERSONAL SERVICES—continued

Table with columns: 1955 actual (Number, Total salary), 1956 estimate (Number, Total salary), 1957 estimate (Number, Total salary). Rows include DEPARTMENT OF THE NAVY—continued and Field—Continued sections with various job titles and their corresponding salaries and counts.









CURRENT AUTHORIZATIONS—Continued

DEPARTMENT OF THE NAVY—Continued

Consolidated schedule of personal services paid from accounts of the Office of the Chief of Naval Operations—Continued

DETAIL OF PERSONAL SERVICES—continued

Table with columns: 1955 actual (Number, Total salary), 1956 estimate (Number, Total salary), 1957 estimate (Number, Total salary). Rows include Departmental-Continued, General schedule grades-Continued, GS-11, GS-10, GS-9, GS-8, GS-7, GS-6, GS-5, GS-4, GS-3, GS-2, GS-1, Total permanent, departmental, Deduct lapses, Add net increase due to changes in pay scales for part of year, Net permanent, departmental (average number, net salary), Positions other than permanent, Payment above basic rates, All personal services, departmental, Field: General schedule grades: GS-15, GS-14, GS-13.

DETAIL OF PERSONAL SERVICES—continued

Table with columns: 1955 actual (Number, Total salary), 1956 estimate (Number, Total salary), 1957 estimate (Number, Total salary). Rows include Field-Continued, General schedule grades-Continued, GS-13, Personnel officer, Fire marshal, Cartographer, Deputy director of division, Industrial relations officer, Mathematician, Nautical scientist, Navigation specialist, Oceanographer, Supply requirements and distribution officer, Director of division, Assistant director of division, Research analyst, GS-12, Administrative officer, Assistant director of division, Attorney, Budget officer, Cartographer, Cryptographer, Communication specialist, Deputy comptroller, Engineer, electronic, Engineer, general, Executive secretary, Fire marshal and/or fire fighter, Geophysicist, Industrial relations assistant, Management services officer, Mathematician, Navigational scientist, Navigational specialist, Oceanographer, Personnel officer, Placement officer, Meteorologist, Supply requirements and distribution officer, Safety engineer, Research analyst, GS-11, Administrative officer, Astronomer, Attorney, Budget officer, Cartographer, Communication specialist, Deputy comptroller, Illustrator, Engineer, electronic, Employee relations officer, Engineer, general, Engineer, ordnance, Engineer, safety, Examiner, Communication relay supervisor, Fire marshal, Fire fighter, general, Geophysicist, Intercept supervisor, Instrumentmaker, Librarian, Maintenance specialist, Meteorologist, Nautical scientist, Navigation specialist, Oceanographer, Mechanical engineer, Personnel officer, Placement officer, Mathematician, Production specialist, Recreation specialist, School superintendent, Printing and publications officer, Supply requirements and distribution officer, Operational assistant, Training officer, Research analyst, GS-10, Administrative officer, Budget officer, Cartographer, Communication specialist, Communication relay supervisor, Engineer, civil, Fire fighter, general, Geographer, Navigation specialist, Personnel officer, Placement officer, Planning and estimates specialist, Qualification and rating examiner, Safety program specialist, Supply officer, general, Supply requirements and distribution officer, Tabulating equipment operator supervisor, Training officer.



CURRENT AUTHORIZATIONS—Continued

DEPARTMENT OF THE NAVY—Continued

Schedule of personal services for the Military Sea Transportation Service paid from Navy industrial fund—Continued

DETAIL OF PERSONAL SERVICES—continued

Table with 3 columns: 1955 actual, 1956 estimate, 1957 estimate. Rows include Departmental-Continued, General schedule grades-Continued, GS-14, GS-13, GS-12, GS-11, GS-10, GS-9, GS-8, GS-7, GS-6, GS-5, GS-4, GS-3, GS-1, Total permanent, departmental, and Deduct lapses.

DETAIL OF PERSONAL SERVICES—continued

Table with 3 columns: 1955 actual, 1956 estimate, 1957 estimate. Rows include Departmental-Continued, Net permanent, departmental, Regular pay above 52-week base, All personal services, departmental, Field, General schedule grades, GS-14, GS-13, GS-12, GS-11, GS-10, GS-9, GS-8, GS-7, GS-6, GS-5, GS-4, GS-3, GS-1, Total permanent, departmental, and Deduct lapses.





CURRENT AUTHORIZATIONS—Continued

DEPARTMENT OF THE AIR FORCE
Research and Development, Air Force

DETAIL OF PERSONAL SERVICES

Table with 4 main columns: Department of the Air Force, 1955 actual, 1956 estimate, 1957 estimate. Sub-headers: Num-ber, Total salary.

DETAIL OF PERSONAL SERVICES—continued

Table with 4 main columns: Department of the Air Force—con., 1955 actual, 1956 estimate, 1957 estimate. Sub-headers: Num-ber, Total salary.



CURRENT AUTHORIZATIONS—Continued

DEPARTMENT OF THE AIR FORCE—Continued

Research and Development, Air Force—Continued

DETAIL OF PERSONAL SERVICES—continued

Table with 4 columns: 1955 actual (Number, Total salary), 1956 estimate (Number, Total salary), 1957 estimate (Number, Total salary). Rows include various roles like Metallurgist, Meteorologist, etc.

DETAIL OF PERSONAL SERVICES—continued

Table with 6 columns: 1955 actual (Number, Total salary), 1956 estimate (Number, Total salary), 1957 estimate (Number, Total salary). Rows include various roles like Maintenance planner, Maintenance technician, etc.





## DETAIL OF PERSONAL SERVICES—continued

DEPARTMENT OF THE AIR FORCE—con.			
	1955 actual	1956 estimate	1957 estimate
	Num-ber	Total salary	Num-ber
Departmental—Continued			
General schedule grades—Continued			
GS-14. Range \$10,320 to \$11,395—Con.			
Assistant recreation director.....	1	\$9,600	1
Assistant, special assistant, installations.....	1	9,600	1
Associate director, community services.....	1	10,000	1
Budget officer.....	2	19,800	2
Business analyst.....	1	10,000	1
Chief, accounting branch, financial analysis division.....	1	9,600	1
Chief, air support branch, systems division.....	1	9,600	1
Chief, aircraft branch.....	1	9,800	1
Chief, classification branch, classification and wage division.....	1	9,600	1
Chief, computer branch, computation division.....	1	9,600	1
Chief, employment relations branch, placement and employment relations division.....	1	9,600	1
Chief, factors and standards branch.....	1	9,600	1
Chief, financial analysis branch.....	1	9,600	1
Chief, formulation branch.....	1	9,600	1
Chief, headquarters civilian personnel division.....	1	10,000	1
Chief, human relations branch.....	1	10,000	1
Chief, major procurement branch.....	1	9,600	1
Chief, management planning branch.....	1	9,600	1
Chief, methods and procedures branch.....	1	9,600	1
Chief, mortuary branch.....	1	9,600	1
Chief, operations and training branch.....	1	9,600	1
Chief, personnel and training branch.....	1	10,000	1
Chief, personnel research branch.....	1	9,600	1
Chief, photo intelligence section.....	1	9,600	1
Chief, photo reconnaissance utilization section.....	1	9,600	1
Chief, placement branch.....	1	9,600	1
Chief, plans branch.....	2	19,200	2
Chief, regulations branch.....	1	9,600	1
Chief, requirements control branch.....	1	9,600	1
Chief, research and development branch.....	1	9,600	1
Chief, reserve forces branch.....	1	9,800	1
Chief, resource analysis branch.....	1	9,600	1
Chief, servicewide support branch.....	1	9,600	1
Chief, wage branch.....	1	9,600	1
Civil engineer.....	1	10,000	1
Civilian assistant engineer.....	1	9,600	1
Commodity industry analyst.....	1	9,800	1
Communications electronics staff officer.....	1	9,600	1
Construction management engineer.....	2	19,200	2
Construction project control officer.....	1	9,600	1
Contract specialist.....	1	10,600	1
Deputy, biometrics division.....	1	9,800	1
Deputy, facilities division.....	1	9,600	1
Deputy, organization and procedures division.....	1	9,600	1
Deputy, plans group.....	2	20,000	2
Deputy, review group.....	1	9,600	1
Deputy assistant, ground safety.....	1	9,600	1
Deputy chief, aircraft division.....	1	10,000	1
Deputy chief, civil engineer.....	1	9,600	1
Deputy chief, classification and wage division.....	1	10,200	1
Deputy chief, construction maintenance engineer.....	1	9,600	1
Deputy chief, construction real property.....	1	9,600	1
Deputy chief, factors and research division.....	1	9,800	1
Deputy chief, family housing division.....	1	10,000	1
Deputy chief, financial analysis division.....	1	9,600	1
Deputy chief, installations support and services division.....	1	9,600	1
Deputy chief, overseas and field affairs division.....	2	19,200	2
Deputy chief, placement and employee relations division.....	1	9,800	1
Deputy chief, plans and liaison group.....	1	9,600	1
Deputy chief, realty officer.....	1	9,600	1
Deputy chief, standards division.....	1	9,800	1
Electronics engineer.....	1	9,600	1
Executive secretary, civilian personnel.....	1	9,600	1
Executive secretary, scientific advisory board.....	1	9,600	1
Fire prevention engineer.....	1	10,000	1
General engineer.....	10	99,400	10
Indications specialist.....	1	10,400	1
Industrial specialist.....	5	50,000	5
Information specialist.....	1	9,800	1
Material control officer.....	1	9,600	1
Material control planner.....	2	19,400	2
Military plans analyst.....	1	9,600	1
Mobilization planning officer.....	1	9,600	1
Operations analyst.....	12	117,200	12

## DETAIL OF PERSONAL SERVICES—continued

DEPARTMENT OF THE AIR FORCE—con.			
	1955 actual	1956 estimate	1957 estimate
	Num-ber	Total salary	Num-ber
Departmental—Continued			
General schedule grades—Continued			
GS-14. Range \$10,320 to \$11,395—Con.			
Operations requirements staff officer.....	1	\$9,800	1
Order of battle consultant.....	1	10,000	1
Organizational and methods examiner.....	6	59,200	6
Personnel research officer.....	1	9,600	1
Political and economics specialist.....	2	19,400	2
Production specialist.....	2	19,200	2
Program analyst.....	1	9,600	1
Program control officer.....	6	57,600	6
Program control planner.....	1	9,800	1
Special assistant to director of civilian personnel.....	2	19,200	2
Special operations research scientist.....	1	9,600	1
Supervisory accountant.....	7	69,200	7
Supervisory architectural engineer.....	3	29,200	3
Supervisory electronics engineer.....	1	9,800	1
Supervisory general engineer.....	2	20,400	2
Supervisory librarian.....	1	9,800	1
Supervisory program analyst.....	1	10,000	1
Supervisory structural engineer.....	1	10,000	1
Supervisory systems accountant.....	16	158,000	16
Supply cataloging administrator.....	1	10,800	1
Technical adviser.....	1	9,800	1
Technical adviser to chief, systems division.....	1	9,600	1
Technical adviser, supply management.....	1	10,800	1
Technical associate.....	1	10,000	1
Technical intelligence consultant.....	1	10,000	1
Technical intelligence specialist.....	2	19,200	2
GS-13. Range \$8,990 to \$10,065:			
Accountant.....	6	50,560	6
Administrative analyst.....	1	9,360	1
Administrative officer.....	13	111,880	13
Aeronautics engineer.....	3	25,280	3
Aeronautics research engineer.....	2	17,120	2
Aircraft maintenance staff officer.....	4	33,640	4
Air facilities specialist.....	1	9,360	1
Air intelligence and editorial specialist.....	1	8,360	1
Air intelligence specialist.....	3	25,880	3
Airways operations specialist.....	2	17,720	2
Analytical statistician.....	3	25,080	3
Architectural engineer.....	3	27,080	3
Armament systems officer.....	2	16,720	2
Assistant to deputy chief of manpower, personnel and organization.....	1	8,360	1
Assistant to deputy chief of procedures and production.....	1	8,360	1
Attorney-adviser.....	13	114,080	13
Business analyst.....	1	8,560	1
Budget officer.....	26	220,360	26
Cartographer.....	1	9,360	1
Chemical engineer.....	2	16,920	2
Chief, administrative services division.....	1	8,360	1
Chief, analysis staff.....	1	8,360	1
Chief attorney-adviser.....	1	9,360	1
Chief, capital cost section.....	1	8,560	1
Chief, charting and mapping section.....	1	8,360	1
Chief, civil engineer.....	1	8,360	1
Chief, classification branch.....	1	8,760	1
Chief, communications installations.....	4	33,440	4
Chief, distribution branch.....	1	8,760	1
Chief, factors section.....	1	8,360	1
Chief historian.....	1	8,760	1
Chief, headquarters cooperation branch.....	1	9,360	1
Chief highway engineer.....	1	8,360	1
Chief, mail and records management division.....	1	8,360	1
Chief, operating cost section.....	1	8,360	1
Chief, placement and employee relations branch.....	1	8,760	1
Chief, plans and liaison branch.....	1	8,360	1
Chief, realty property.....	2	16,720	2
Chief, resources evaluation branch.....	1	8,760	1
Chief, review and analysis branch.....	1	8,960	1
Chief, sampling branch.....	1	8,360	1
Chief, special funds analysis section.....	1	8,360	1
Chief, special funds branch.....	1	9,360	1
Chief, statistical applications branch.....	1	8,360	1
Chief, systems management staff.....	1	8,360	1
Civil engineer.....	4	34,440	4
Civilian assistant to inspector general.....	1	9,360	1
Commissary officer.....	1	8,560	1
Commodity industry analyst.....	4	34,640	4
Contract specialist.....	1	8,360	1
Construction management engineer.....	13	111,080	13
Criminal investigator.....	1	8,760	1
Deputy records management officer.....	1	8,360	1
Deputy chief administrative officer.....	1	8,360	1
Deputy chief construction management engineer.....	3	25,080	3
Deputy chief, engineer.....	1	8,360	1
Deputy chief, field liaison group.....	1	8,560	1

CURRENT AUTHORIZATIONS—Continued

DEPARTMENT OF THE AIR FORCE—Continued

Operation and Maintenance, Air Force—Continued

DETAIL OF PERSONAL SERVICES—continued

Table with 4 columns: 1955 actual (Number, Total salary), 1956 estimate (Number, Total salary), 1957 estimate (Number, Total salary). Rows include various personnel roles like Departmental—Continued, General schedule grades—Continued, GS-13, etc.

DETAIL OF PERSONAL SERVICES—continued

Table with 4 columns: 1955 actual (Number, Total salary), 1956 estimate (Number, Total salary), 1957 estimate (Number, Total salary). Rows include Department of the Air Force—con., Departmental—Continued, General schedule grades—Continued, GS-13, etc.



DETAIL OF PERSONAL SERVICES—continued

Table with columns: 1955 actual, 1956 estimate, 1957 estimate. Includes rows for DEPARTMENT OF THE AIR FORCE—con., Departmental—Continued, GS-12, Range \$7,570 to \$8,645—Con., Legislative analyst, Maintenance engineer, Management analyst, Materiel control officer, Materiel control specialist, Materiel specialist, Mathematician, factors and standards branch, Mathematical statistician, Mathematician, Mechanical engineer, Medical records librarian, Military security officer, Organization and methods examiner, Operations analyst, Personnel officer, Personnel officer, overseas and field affairs division, Personnel officer, civilian personnel section secretariat, Personnel officer, placement and employee relations division, Personnel officer, standards division, Personnel research analyst, Personnel research officer, Photo intelligence specialist, Political and economic specialist, Procurement analyst, Procurement officer, Production specialist, Program analyst, Program control specialist, Program coordinator, Program officer, Realty officer, Recreation supervisor, Reports control officer, Requirements officer, Research analyst, placement and employee relations division, Security officer, Staff assistant, classification and wage division, Staff reaty officer, Statistician, health and medicine, Storage officer, Subversive estimates specialist, Supervisor, administration office, Supervisory mathematician, accounting analysis branch, Supervisory mathematician, formulation branch, Supervisory supply allowance officer, Supervisory translator, Supply cataloger, Supply officer, Supply requirements officer, Systems equipment, Tabulated projects planner, Training officer, Training officer, career development division, Transportation economist, Transportation officer, Transportation operations officer, Wage specialist, GS-11, Range \$6,390 to \$7,465: Accountant, Administrative officer, Air facilities specialist, Air intelligence specialist, Air order of battle specialist, Analytical statistician, Architect, Assistant for construction, Assistant for real property, Assistant for stock balance, Assistant for unit-hase allowance list, Assistant chief, aircraft statistical branch, Assistant chief, control equipment branch, Assistant chief, field printing plant branch, Assistant chief, forms management branch, Assistant chief, procedures analysis branch, Assistant chief, publications review branch, Assistant deputy, military personnel records division, Attorney editor, Background intelligence specialist, Budget analyst, Chief, budget and fiscal section, Chief, illustration section, Chief, procedures section, Civil air specialist, Civil engineer, Communications specialist.

DETAIL OF PERSONAL SERVICES—continued

Table with columns: 1955 actual, 1956 estimate, 1957 estimate. Includes rows for DEPARTMENT OF THE AIR FORCE—con., Departmental—Continued, General schedule grades—Continued, GS-11, Range \$6,390 to \$7,465—Con., Community and regional planner, Construction management engineer, Deputy branch chief, Deputy chief administrative officer, Deputy chief, budget and logistics division, Deputy chief, control section, Deputy chief examiner, Deputy chief, services branch, Deputy chief, supply branch, Disposal specialist, Division personnel officer, Electronic scientist, Employee utilization officer, Financial analyst, Freight traffic officer, General engineer, Illustrator, Indications specialist, Industrial engineer, Information specialist, Management analyst, Manpower officer, Materiel control specialist, Mathematical statistician, Military occupational analyst, Military plans analyst, National intelligence survey specialist, Operations analyst, Organization and methods examiner, Patent adviser, Personnel affairs officer, Personnel officer, Photo intelligence specialist, Political and economic specialist, Position classifier, Printing plant inspector, Program analyst, Property accountant, Publication writer, Real property officer, Real property specialist, Records analyst, Reports control officer, Requirements analyst, Research technician, Security assistant, Staff reaty officer, Statistical assistant, Statistical officer, Statistician, Supervisor, accounting, Supervisor, publication editor, Supervisor civilian personnel officer, Supervisory supply allowance officer, Supply officer, Supply requirements specialist, Supply specialist, Systems accountant, Tabulation equipment supervisor, Tabulation project planner, Training officer, Transportation specialist, Visual information specialist, Writer-consultant, GS-10, Range \$5,915 to \$6,725: Administrative assistant, separations branch, Administrative officer, Artist illustrator, Assistant to executive for management, Chief, operations section, forms management branch, Military personnel utilization analyst, Passenger traffic officer, Program analyst, Property utilization officer, Publications editor, Statistical officer, Supervisory illustrator, Translator, GS-9, Range \$5,440 to \$6,250: Accountant, Actuary, Adjudicator, Administrative assistant, Administrative officer, Air intelligence analyst, Air intelligence specialist, Air facilities specialist, Analytical statistician, Artist illustrator, Assistant to analytical statistician, Assistant section chief, Assistant chief, budget and fiscal section, Assistant chief, correspondence control division, Assistant chief, operations section.









CURRENT AUTHORIZATIONS—Continued

DEPARTMENT OF THE AIR FORCE—Continued

Operation and Maintenance, Air Force—Continued

DETAIL OF PERSONAL SERVICES—continued

Table with columns: 1955 actual, 1956 estimate, 1957 estimate. Rows include various roles like Accountant, Accounting chief, Administrative analyst, etc.

DETAIL OF PERSONAL SERVICES—continued

Table with columns: 1955 actual, 1956 estimate, 1957 estimate. Rows include various roles like Chief, financial services, Chief, air university library, etc.





















## REVOLVING AND MANAGEMENT FUNDS—Continued

## INTRAGOVERNMENTAL FUNDS—Continued

## DEPARTMENT OF THE AIR FORCE

## Air Force Industrial Fund

## DETAIL OF PERSONAL SERVICES

	1955 actual		1956 estimate		1957 estimate	
Field:	Num-ber	Total salary	Num-ber	Total salary	Num-ber	Total salary
General schedule grades:						
GS-12. Range \$7,570 to \$8,645:						
Printing superintendent.....	1	\$7,040	1	\$7,570	1	\$7,785
GS-11. Range \$6,390 to \$7,465:						
Administrative assistant.....					1	7,035
Printing superintendent.....	1	6,740	1	7,250	1	7,465
GS-10. Range \$5,915 to \$6,725:						
Administrative assistant.....					11	69,520
Laundry superintendent.....	1	6,250	11	69,520	1	6,725
Printing superintendent.....			1	6,725		
GS-9. Range \$5,440 to \$6,250:						
Accountant.....	2	10,620	3	17,110	3	17,110
Cost accountant.....	2	10,245	2	11,825	2	11,825
Laundry superintendent.....			20	119,195	20	118,385
Printing superintendent.....	1	5,810	1	6,250	1	6,250
Production supervisor.....	1	5,435	1	5,980	1	6,115
GS-8. Range \$4,970 to \$5,780:						
Accountant.....	2	10,265	16	86,125	16	86,125
GS-7. Range \$4,525 to \$5,335:						
Accountant.....	11	50,005	27	131,895	27	131,895
GS-6. Range \$4,080 to \$4,890:						
Accountant.....	6	24,645	8	36,015	8	35,880
GS-5. Range \$3,670 to \$4,480:						
Accountant.....	7	26,890	17	67,790	17	67,790
GS-4. Range \$3,415 to \$3,925:						
Accountant.....	25	86,335	39	147,720	40	150,285
GS-3. Range \$3,175 to \$3,685:						
Accountant.....	32	97,440	83	274,235	80	264,905
GS-2. Range \$2,960 to \$3,470:						
Accountant.....	10	28,380	33	103,715	34	106,675
Ungraded positions at hourly rates:						
Equivalent to \$5,440 or above:					1	5,575
Engineer, combustion.....					15	86,883
Foreman, shop.....	12	66,982	13	73,008	7	41,079
Laundry superintendent.....			7	39,763	7	41,079
Lithographer.....	11	66,771	11	66,771	11	66,771

## DETAIL OF PERSONAL SERVICES—continued

	1955 actual		1956 estimate		1957 estimate	
	Num-ber	Total salary	Num-ber	Total salary	Num-ber	Total salary
Field—Continued						
Ungraded positions at hourly rates—Continued						
Equivalent to \$5,440 and above—Con.						
Photo technician.....	4	\$24,627	4	\$24,627	4	\$24,627
Printing superintendent.....	16	113,902	15	106,809	15	106,809
Production supervisor.....	7	40,019	11	67,971	11	67,971
Technician, maintenance.....			3	19,842	3	19,842
Equivalent to less than \$5,440.....	469		2,438		2,436	
		1,968,138		5,727,828		5,738,953
Total permanent, field.....	621	2,656,539	2,767	7,232,264	2,767	7,260,280
Deduct lapses.....	28	132,102	90.1	257,055	64.4	198,891
Add net increases due to changes in pay scales for part of year.....		8,431				
Net permanent, field (average number, net salary).....	593	2,532,868				
United States and possessions.....			1,883.2		1,902.5	
Foreign countries:				5,836,549		5,902,727
United States rates.....			117.4	413,121	118.6	423,724
Local rates.....			676.3	725,539	681.5	734,938
Positions other than permanent: Temporary employment:						
United States and possessions.....				281,847		283,660
Foreign countries: Local rates.....				13,968		14,000
Regular pay above 52-week base.....		9,742		26,828		
Payment above basic rates:						
Overtime and holiday pay.....		54,763		114,302		115,946
Nightwork differential.....		1,166		1,305		1,305
01 Personal services.....		2,598,539		7,413,459		7,476,300



# DEPARTMENT OF DEFENSE—CIVIL FUNCTIONS

## CURRENT AUTHORIZATIONS

### DEPARTMENT OF THE ARMY

#### CEMETERIAL EXPENSES

##### Cemeterial Expenses, Department of the Army

###### DETAIL OF PERSONAL SERVICES

	1955 actual		1956 estimate		1957 estimate	
	Num-ber	Total salary	Num-ber	Total salary	Num-ber	Total salary
<b>Departmental:</b>						
General schedule grades:						
GS-14. Range \$10,320 to \$11,395:						
Cemeterial operations officer, supervisory.....	1	\$10,000	1	\$10,750	1	\$10,750
GS-13. Range \$8,990 to \$10,065:						
Engineer (general).....	2	17,320	2	18,840	2	18,840
GS-12. Range \$7,570 to \$8,645:						
Administrative officer.....	1	7,440	1	7,570	1	7,570
Engineer (general).....	3	21,920	3	24,000	3	24,000
Architect (landscape).....	1	7,840	1	8,645	1	8,645
GS-11. Range \$6,390 to \$7,465:						
Administrative officer, supervisory.....	1	6,340	1	7,035	1	7,035
Engineer (general).....	5	33,500	5	36,250	5	36,250
Supply officer.....	1	6,540	1	7,250	1	7,250
GS-10. Range \$5,915 to \$6,725:						
Planning officer.....	1	5,625	1	6,185	1	6,320
GS-9. Range \$5,440 to \$6,250:						
Administrative officer, supervisory.....	1	5,185	1	5,845	1	5,845
Engineer (general).....	2	10,120	2	11,420	2	11,420
Procurement officer.....	1	5,500	1	6,115	1	6,250
GS-7. Range \$4,525 to \$5,335:						
.....	7	31,810	7	35,180	7	35,050
GS-6. Range \$4,050 to \$4,890:						
.....	6	26,895	6	29,340	6	29,475
GS-5. Range \$3,670 to \$4,480:						
.....	25	102,625	24	106,445	24	107,300
GS-4. Range \$3,415 to \$3,925:						
.....	36	129,580	34	132,005	34	132,855
GS-3. Range \$3,175 to \$3,685:						
.....	17	57,430	14	51,165	14	51,590
GS-2. Range \$2,960 to \$3,470:						
.....	6	18,580	7	22,250	7	22,590
GS-1. Range \$2,690 to \$3,200:						
.....	1	3,140	1	3,370	1	3,370
Total permanent, departmental.....	118	607,450	112	522,090	112	524,925
Deduct lapses.....	7	38,970	4.5	19,523	5	20,425
Add net increase due to change in pay scale for part of year.....		10,802				
Net permanent, departmental (average number, net salary).....	111	479,282	107.6	502,667	107	504,500
Regular pay above 52-week base.....		1,802		1,933		
Payment above basic rates: Overtime and holiday pay.....		2,948		3,500		3,500
All personal services, departmental.....		484,032		508,000		508,000
<b>Field:</b>						
General schedule grades:						
GS-13. Range \$8,990 to \$10,065:						
Superintendent.....			1	8,990	1	8,990
GS-12. Range \$7,570 to \$8,645:						
Superintendent.....	1	7,240				
GS-11. Range \$6,390 to \$7,465:						
Assistant regional cemetery director.....			1	6,390	1	6,390
GS-10. Range \$5,915 to \$6,725:						
Superintendent.....	2	12,000	2	13,180	2	13,315
GS-9. Range \$5,440 to \$6,250:						
Assistant regional cemetery director.....	4	21,615	3	17,535	3	17,805
GS-8. Range \$4,970 to \$5,780:						
.....	8	39,245	9	48,375	9	48,645
GS-7. Range \$4,525 to \$5,335:						
.....	15	67,575	15	74,760	15	75,030
GS-6. Range \$4,050 to \$4,890:						
.....	18	74,435	18	81,945	18	82,350
GS-5. Range \$3,670 to \$4,480:						
.....	54	205,765	63	222,590	53	223,400
GS-4. Range \$3,415 to \$3,925:						
.....	15	53,465	15	57,580	15	58,365
GS-3. Range \$3,175 to \$3,685:						
.....	8	25,840	8	28,205	8	28,715
GS-2. Range \$2,920 to \$3,470:						
.....	3	9,770	3	10,850	3	10,665
Ungraded positions at annual rates:						
Rates of \$5,440 or above:						
Equipment foreman.....	1	6,032	1	6,032	1	6,032
General foreman.....	6	32,822	6	32,822	6	32,822
Rates less than \$5,440.....	351	1,205,679	351	1,244,529	472	1,672,768
Total permanent, field.....	486	1,761,483	486	1,853,783	607	2,285,292
Deduct lapses.....	18	61,702	25	81,027	26	74,119
Add next increase due to change in pay scale for part of year.....		12,033				
Net permanent, field (average number, net salary).....	468	1,711,814	461	1,772,756	581	2,211,173
Positions other than permanent: Temporary employment.....		69,557		70,000		70,000
Regular pay above 52-week base.....		6,537		6,820		
Payment above basic rates:						
Overtime and holiday pay.....		26,167		25,000		25,809
Additional pay for services abroad.....		4,345		3,974		4,018
All personal services, field.....		1,818,620		1,878,550		2,311,000
<b>01 Personal services.....</b>		<b>2,302,552</b>		<b>2,386,550</b>		<b>2,819,000</b>

### RIVERS AND HARBORS AND FLOOD CONTROL

#### Consolidated schedule of personal services paid from rivers and harbors and flood control appropriations

##### DETAIL OF PERSONAL SERVICES

	1955 actual		1956 estimate		1957 estimate	
	Num-ber	Total salary	Num-ber	Total salary	Num-ber	Total salary
<b>Departmental:</b>						
General schedule grades:						
GS-17. Range \$13,975 to \$14,620:						
Engineer.....	1	\$13,000	2	\$28,165	2	\$28,165
GS-16. Range \$12,900 to \$13,760:						
Engineer.....	1	12,400	1	13,330	1	13,545
GS-15. Range \$11,610 to \$12,690:						
Assistant comptroller.....	1	11,800	1	12,690	1	12,690
Attorney.....	1	10,800	2	23,760	2	24,030
Attorney-adviser.....	2	22,850	3	36,450	4	48,060
Director of civilian personnel.....	1	11,300	1	12,150	1	12,420
Engineer.....	9	102,650	15	181,275	15	182,085
Geologist.....	1	11,300	1	12,420	1	12,420
GS-14. Range \$10,320 to \$11,395:						
Accountant.....			2	20,640	2	20,640
Administrative officer.....			1	10,320	1	10,320
Appraiser.....	1	9,600	1	10,320	1	10,535
Attorney.....	3	29,400	3	32,550	3	32,250
Attorney-adviser.....	2	20,200	2	21,715	2	20,640
Budget analyst.....			1	10,320	1	10,320
Economist.....	1	9,800	1	10,535	1	10,750
Engineer.....	22	220,200	23	245,100	26	278,425
Geologist.....	1	9,600	1	10,535	1	10,535
Information and editorial specialist.....	1	10,600	1	11,395	1	11,395
Organization and method examiner.....	1	9,800	1	10,535	1	10,750
Position classifier.....	1	9,800	1	10,750	1	10,750
Ready officer.....			1	10,320	1	10,320
GS-13. Range \$8,990 to \$10,065:						
Accountant.....	2	17,720	2	18,195	2	18,410
Administrative officer.....	1	9,360				
Attorney.....	1	8,760	2	18,625	2	18,625
Attorney-adviser.....	4	34,240	4	37,250	3	28,045
Auditor.....			1	10,065	1	10,065
Biologist.....	1	8,760	1	9,635	1	9,850
Budget analyst.....	1	8,360	1	8,990	1	8,990
Cost accountant.....	1	8,360				
Engineer.....	44	387,440	39	372,970	40	386,475
Information and editorial specialist.....	1	8,560	1	9,205	1	9,420
Investigator.....	1	8,560				
Motion-picture producer.....	1	9,160	1	9,850	1	10,065
Organization and methods examiner.....					1	8,990
Ready officer.....	1	8,560	1	8,990	1	8,990
GS-12. Range \$7,570 to \$8,645:						
Accountant.....	3	22,320	4	30,925	4	31,140
Administrative officer.....	1	6,940	2	15,250	2	15,250
Attorney.....	1	8,040				
Attorney-adviser.....	2	14,480	2	15,785	2	16,000
Auditor.....	1	7,840	2	16,215	2	16,215
Budget analyst.....	1	7,040	1	7,570	1	7,570
Engineer.....	36	266,840	34	274,365	35	286,235
Labor relations officer.....	1	7,040	1	7,570	1	7,785
Librarian.....	1	7,240				
Organization and methods examiner.....	2	14,680	2	16,215	1	8,000
Placement officer.....	1	7,240	1	8,000	1	8,000
Ready officer.....	1	7,240	1	7,785	1	7,785
GS-11. Range \$6,390 to \$7,465:						
Accountant.....	2	12,080				
Administrative officer.....	1	6,340	1	6,390	1	6,390
Attorney-adviser.....	1	6,940	1	6,390	1	6,390
Auditor.....	1	5,940				
Budget analyst.....	1	5,940				
Engineer.....	9	56,860	7	49,245	7	49,460
Librarian.....			1	6,390	1	6,605
Position classifier.....	1	6,540	1	7,250	1	7,250
Supply officer.....	1	6,340	1	6,820	1	7,035
GS-10. Range \$5,915 to \$6,725:						
Administrative assistant.....	2	12,375	3	19,635	3	19,770
Printing and publications officer.....	1	5,500				
GS-9. Range \$5,440 to \$6,250:						
Administrative assistant.....	6	32,735	5	29,360	5	29,900
Attorney-adviser.....	2	10,245	1	5,710	1	5,845
Engineer.....	3	17,305	3	18,750	3	19,020
Illustrator.....	1	5,060	1	5,575	1	5,710
Organization and methods examiner.....			2	11,555	1	6,115
Personnel assistant.....	1	5,935	1	6,520	1	6,520
Placement officer.....	1	5,685	2	12,320	2	12,365
Position classifier.....	1	5,435	1	5,980	1	6,115
Property and supply officer.....	1	5,435	1	5,980	1	6,115
Ready assistant.....			1	5,440	1	5,575
Tabulating equipment and electrical accounting machine technician.....			1	6,115	1	6,250
Organization and methods examiner.....			1	5,440	1	5,575
Transportation officer.....			1	5,575	1	5,710

CURRENT AUTHORIZATIONS—Continued

DEPARTMENT OF THE ARMY—Continued

RIVERS AND HARBORS AND FLOOD CONTROL—Continued

Consolidated schedule of personal services paid from rivers and harbors and flood control appropriations—Continued

DETAIL OF PERSONAL SERVICES—continued

Table with 4 columns: 1955 actual (Number, Total salary), 1956 estimate (Number, Total salary), 1957 estimate (Number, Total salary). Rows include Departmental-Continued, General schedule grades, Transportation requirements analyst, and various professional roles like Geologist, Auditor, and Engineer.

DETAIL OF PERSONAL SERVICES—continued

Table with 6 columns: Field-Continued, General schedule grades-Continued, 1955 actual (Number, Total salary), 1956 estimate (Number, Total salary), 1957 estimate (Number, Total salary). Rows include Attorney-adviser, Auditor, Budget officer, and various administrative and technical roles.

DETAIL OF PERSONAL SERVICES—continued

DETAIL OF PERSONAL SERVICES—continued

	1955 actual	1956 estimate	1957 estimate
	Num- ber	Total salary	Total salary
Field—Continued			
General schedule grades—Continued			
GS-10. Range \$5,915 to \$6,725—Con.			
Realty officer.....	9	\$56,125	9
Reservoir manager.....	1	5,875	1
Statistical assistant.....	1	6,250	1
Superintendent.....	26	154,625	26
Supply assistant.....	7	41,625	7
Traffic manager.....	1	5,625	1
GS-9. Range \$5,440 to \$6,250:			
Accountant.....	17	93,520	17
Administrative assistant.....	61	336,785	61
Agronomist.....	3	17,000	3
Appraiser.....	12	63,095	12
Architect.....	6	33,235	6
Attorney-adviser.....	24	130,065	24
Auditor, fiscal.....	22	119,945	22
Auditor.....	3	15,930	3
Biologist.....	4	21,740	4
Budget analyst.....	8	42,980	8
Budget officer.....	1	5,435	1
Cartographer.....	31	173,360	31
Chemist.....	5	27,675	5
Contract specialist.....	3	16,055	3
Cost accountant.....	5	27,425	5
Draftsman.....	13	73,905	13
Economist.....	5	27,050	5
Editor.....	3	15,930	3
Employee utilization officer.....	13	71,655	13
Engineer.....	1,170	6,437,200	1,187
Equipment specialist.....	3	16,805	3
Fiscal officer.....	1	5,935	1
Forester.....	1	5,810	1
Geologist.....	18	96,330	18
Information and editorial specialist.....	6	32,735	6
Illustrator.....	2	10,870	2
Industrial specialist.....	1	5,435	1
Inspector.....	88	489,530	88
Investigator.....	2	10,870	2
Librarian.....	2	10,870	2
Meteorologist.....	1	5,310	1
Motion-picture producer.....	2	10,870	2
Organization and methods examiner.....	13	69,905	13
Park ranger.....	1	5,310	1
Personnel assistant.....	5	27,675	5
Photographer.....	2	10,995	2
Placement assistant.....	5	27,175	5
Position classifier.....	20	110,950	20
Procurement administrative officer.....	3	16,930	3
Procurement and supply supervisor.....	8	45,855	8
Procurement expediter.....	4	22,665	4
Procurement specialist.....	4	21,740	4
Property and supply assistant.....	11	61,535	11
Realty assistant.....	35	192,975	35
Reservoir manager.....	7	37,795	7
Safety officer.....	1	5,000	1
Statistical assistant.....	5	27,800	5
Superintendent.....	69	382,265	69
Supply assistant.....	23	130,005	23
Tabulating equipment and electrical accounting machine supervisor.....	1	5,685	1
Town manager.....	1	5,810	1
GS-8. Range \$4,970 to \$5,780.....	428	2,201,110	498
GS-7. Range \$4,525 to \$5,335.....	1,599	7,581,920	1,735
GS-6. Range \$4,080 to \$4,890.....	1,174	5,065,080	1,260
GS-5. Range \$3,670 to \$4,480.....	1,501	5,919,410	1,598
GS-4. Range \$3,415 to \$3,925.....	1,684	5,947,500	1,793
GS-3. Range \$3,175 to \$3,685.....	1,609	5,215,590	1,690
GS-2. Range \$2,960 to \$3,470.....	874	2,632,780	880
GS-1. Range \$2,690 to \$3,200.....	118	329,160	118
Ungraded positions at hourly rates: Equivalent to \$5,440 or above:			
Blacksmith.....	1	5,450	1
Carpenter.....	2	10,296	2
Chief engineer.....	76	570,675	76
Cook-steward.....	6	37,420	6
Crane operator.....	2	11,045	2
Dam tender.....	2	10,216	2
Derriekboat operator.....	6	33,133	6
Diver.....	1	6,822	1
Drill operator.....	12	71,872	12
Electrician.....	88	563,539	88
Engineer.....	192	1,202,970	192
First mate.....	55	354,813	55
Foreman, automotive equipment.....	11	65,838	11
Foreman, construction maintenance.....	75	451,891	75
Foreman, general mechanic.....	69	421,003	69
Foreman, machinist.....	17	104,764	17
Foreman, maintenance equipment.....	58	346,596	58
Foreman, model maker.....	3	16,598	3
Foreman, painter.....	4	24,419	4
Foreman, patternmaker.....	4	24,502	4
Foreman, press operator.....	5	29,708	5
Foreman, sheet metal worker.....	3	18,450	3

	1955 actual	1956 estimate	1957 estimate
	Num- ber	Total salary	Total salary
Field—Continued			
Ungraded positions at hourly rates—Continued			
Equivalent to \$5,440 or above—Con.			
Foreman, welder, acetylene and electric.....	10	\$57,630	10
Launch operator.....	37	207,274	37
Leverman.....	40	231,024	40
Lithographer pressman.....	4	23,836	4
Lockmaster.....	13	69,713	13
Machinist.....	9	51,333	9
Master.....	132	958,073	132
Mechanic.....	9	51,938	9
Metalworker.....	4	23,629	4
Negative engraver.....	6	33,030	6
Pilot.....	6	35,086	6
Platemaker.....	62	412,026	62
Plumber.....	2	11,710	2
Repairman.....	2	12,424	2
Second mate.....	3	16,809	3
Superintendent.....	42	251,178	42
Supervisor shop.....	63	371,756	63
Third mate.....	14	84,117	14
Welder.....	25	148,666	25
Equivalent to less than \$5,440.....	3	16,454	3
Total permanent, field.....	8,946	36,592,347	9,481
Deduct lapses.....	23,967	110,870,545	25,158
Add net increase due to changes in pay scales for part of year.....	1,373	7,401,708	1,350
Net permanent, field (average number, net salary).....	2,193,355		
Positions other than permanent:			
Temporary employment.....	22,594	105,662,192	23,808
Part-time employment.....	3,295,833	171,419	3,728,460
Intermittent employment.....	439,160	405,742	506,375
Regular pay above 52-week base.....	6,000,157	363,422	7,003,070
Payment above basic rates.....	114,800	50,000	435,300
Overtime and holiday pay.....	37,726	114,800	7,102,970
Nightwork differential.....	764,597	834,000	435,300
Uniform allowances.....	117,740,248	128,312,755	96,100
Additional pay for service abroad.....	50,000		50,000
Pay and allowances to commissioned officers, field.....	834,000	846,000	
All personal services, field.....	117,740,248	128,312,755	130,396,100
Deduct portion of salaries shown above paid from—			
“Hospital and domiciliary facilities, Veterans Administration” (allocated working fund to Corps of Engineers, civil): Civilian.....	39,393	41,800	33,000
“Capital outlay, United States Soldiers’ Home” (allocated working fund to Corps of Engineers, civil): Civilian.....	69,645	36,055	
“Soldiers’ home permanent fund” (allocated working fund to Corps of Engineers, civil): Civilian.....	35,187	3,500	
Add portion of salaries carried in other position schedules paid from—			
“Operating expenses, Washington aqueduct, water fund, D. C.”: Civilian.....	1,603,178	1,683,692	1,687,450
“Forest Service, Department of Agriculture”: Civilian.....	12,490	41,226	
“Bureau of Reclamation, Department of the Interior”: Civilian.....	6,907		
01 Personal services, field.....	119,218,598	129,956,318	132,050,550
Salaries and wages in the foregoing schedule are distributed as follows:			
Direct obligations:			
“General investigations, Corps of Engineers, civil”:			
Civilian.....	814,100	1,561,000	1,655,000
Military.....	19,256	21,000	21,000
“Construction, general, Corps of Engineers, civil”:			
Civilian.....	13,475,715	14,881,226	16,100,000
Military.....	35,880	45,000	45,000
“Operation and maintenance, general, Corps of Engineers, civil”:			
Civilian.....	21,864,220	25,000,000	23,500,000
“General expenses, Corps of Engineers, civil”:			
Civilian.....	4,648,157	4,878,800	4,911,500
Military.....	164,423	178,000	190,000
“Flood control, Mississippi River and tributaries”: Civilian.....	4,636,208	5,601,000	6,056,000
“United States Section, St. Lawrence River Joint Board of Engineers, Corps of Engineers, civil”:			
Civilian.....	56,299	87,500	88,500
“Revolving fund, Corps of Engineers, civil”:			
Civilian.....	70,711,649	74,733,000	76,556,000
Military.....	545,038	590,000	590,000

CURRENT AUTHORIZATIONS—Continued

DEPARTMENT OF THE ARMY—Continued

RIVERS AND HARBORS AND FLOOD CONTROL—Continued

Consolidated schedule of personal services paid from rivers and harbors and flood control appropriations—Continued

DETAIL OF PERSONAL SERVICES—continued

	1955 actual		1956 estimate		1957 estimate	
	Num-ber	Total salary	Num-ber	Total salary	Num-ber	Total salary
Salaries and wages in the foregoing schedule are distributed as follows—Con.						
Direct obligations—Continued						
“Special expense funds”: Civilian		\$15,563		\$11,000		
“Rivers and harbors, contributed and advance fund”: Civilian		150,479		172,000		\$137,000
“Advances and reimbursements, Army, Engineers, civil”: Civilian		478,433		513,100		513,100
“Operating expenses, Washington Aqueduct, water fund, D. C.”: Civilian		1,603,178		1,683,692		1,687,450
ALLOCATION TO FISH AND WILDLIFE SERVICE, DEPARTMENT OF THE INTERIOR						
Field:						
General schedule grades:						
GS-31. Range \$8,990 to \$10,065:						
Administrative officer			1	8,990	1	9,205
Fishery biologist	1	9,160	1	9,850	1	10,065
GS-12. Range \$7,570 to \$8,645:						
Assistant administrative officer			1	7,570	1	7,785
Fishery biologist	1	7,840	1	8,430	1	8,645
GS-11. Range \$6,390 to \$7,465:						
Administrative officer			1	6,820		
Assistant regional supervisor	1	6,140				
Civil engineer	1	5,940	1	6,605	1	6,605
Fishery biologist	1	5,940	1	6,390	1	6,605
Structural engineer	1	6,740				
GS-10. Range \$5,915 to \$6,725:						
Fishery biologist	1	5,875				
GS-9. Range \$5,140 to \$6,250:						
Administrative assistant	1	5,060	1	5,575	1	5,710
Architect	1	5,685				
Budget officer			1	5,440	1	5,440
Civil engineer	1	5,910	2	11,825	2	11,960
Construction engineer	1	5,935				
Fiscal officer			1	5,845	1	5,980
Fishery biologist	2	10,495	4	23,380	5	29,360
Hydraulic engineer	1	5,185				
Property officer			1	5,845	1	5,980
Superintendent	1	5,060	1	5,575	1	5,710
Wildlife biologist	1	5,435	5	28,955	4	24,055
GS-7. Range \$4,525 to \$5,335	8	34,800	9	41,940	10	47,680
GS-6. Range \$4,080 to \$4,890	6	25,270	5	22,425	5	22,830
GS-5. Range \$3,670 to \$4,480	5	19,550	7	27,040	9	35,460
GS-4. Range \$3,415 to \$3,925	5	16,755	6	22,375	5	18,860
GS-3. Range \$3,175 to \$3,685	9	28,470	8	27,100	8	27,355
GS-2. Range \$2,960 to \$3,470	13	37,030	14	42,885	16	49,995
Total permanent, field	62	258,265	72	330,860	75	345,285
Deduct—						
Lapses	2	31,880	4	26,951	3	24,540
Portion of salaries shown above paid from other accounts				5,830		2,780
Add—						
Portion of salaries carried in other position schedules paid from this account	1.6	30,054		13,985		14,125
Net increase due to changes in pay scales for part of year		1,608				
Net permanent, field (average number, net salary)	61.6	258,047	68.0	312,064	72.0	332,090
Positions other than permanent:						
Temporary employment		35,056		31,345		31,000
Part-time employment		1,250		1,250		1,250
Intermittent employment		956		400		400
Regular pay above 52-week base		268		940		
Payment above basic rates: Overtime and holiday pay		2,867				
01 Personal services, Fish and Wildlife Service		298,444		345,999		364,740
Salaries and wages in the foregoing schedule are distributed as follows:						
“Flood control, Mississippi River and Tributaries”: Civilian				41,500		38,330
“General investigations, Corps of Engineers, civil”: Civilian				30,113		30,550
“Construction, general, Corps of Engineers, civil”: Civilian				68,790		59,935
“Operation and maintenance, general, Corps of Engineers, civil”: Civilian				198,718		235,265
“Advances and reimbursements, Army, Engineers, civil”: Civilian				814		

UNITED STATES SOLDIERS' HOME

Maintenance and Operation, United States Soldiers' Home (Trust Fund)  
Capital Outlay, United States Soldiers' Home (Trust Fund)

DETAIL OF PERSONAL SERVICES

	1955 actual		1956 estimate		1957 estimate	
	Num-ber	Total salary	Num-ber	Total salary	Num-ber	Total salary
Departmental:						
General schedule grades:						
GS-12. Range \$7,570 to \$8,645:						
Medical officer, cardiology	1	\$7,840	1	\$8,645	1	\$8,645
Medical officer, general	1	7,040	1	8,645	1	8,645
Medical officer, internal medicine	2	14,080	2	17,290	2	17,290
Dental officer, general	2	14,880	2	16,215	2	16,215
GS-11. Range \$6,390 to \$7,465:						
Administrative officer	2	13,480	2	14,500	2	14,500
Maintenance engineer	1	6,540	1	7,035	1	7,035
GS-9. Range \$5,140 to \$6,250:						
Budget analyst	1	5,185	1	5,575	1	5,575
Personnel assistant	1	5,685	1	6,115	1	6,115
Administrative officer	1	5,185	1	5,575	1	5,575
Administrative assistant	1	5,060	1	5,440	1	5,440
Social worker, general	1	5,310	1	5,710	1	5,710
Landscape architect	1	5,685	1	6,115	1	6,115
GS-8. Range \$4,970 to \$5,780	2	9,865	3	15,990	3	15,990
GS-7. Range \$4,525 to \$5,335	19	87,520	19	94,210	19	94,210
GS-6. Range \$4,080 to \$4,890	6	24,020	6	25,830	6	25,830
GS-5. Range \$3,670 to \$4,480	32	119,370	33	132,180	33	132,180
GS-4. Range \$3,415 to \$3,925	22	75,050	24	87,485	24	87,485
GS-3. Range \$3,175 to \$3,685	66	177,040	67	225,305	67	225,305
GS-2. Range \$2,960 to \$3,470	158	448,180	155	473,335	155	473,335
GS-1. Range \$2,690 to \$3,200	46	115,500	46	124,335	46	124,335
Ungraded positions at annual rates less than \$5,440	606	1,275,123	610	1,530,633	610	1,530,633
Total permanent, departmental	972	2,427,698	978	2,816,163	978	2,816,163
Deduct lapses	57	92,356	39	122,962	36	87,962
Add net increase due to change in pay scales for part of year		48,867				
Net permanent, departmental (average number, net salary)	915	2,384,209	939	2,693,201	942	2,728,201
Positions other than permanent		67,190		72,922		72,922
Regular pay above 52-week base		6,643		14,618		8,000
Payment above basic rates:						
Overtime and holiday pay		41,116		37,192		37,192
Nightwork differential		19,751		19,300		19,300
All personal services, departmental		2,518,909		2,837,233		2,865,615
Add portion of salaries carried in other position schedules paid from this account		80,836		58,700		30,900
01 Personal services		2,599,745		2,895,933		2,896,515

GOVERNMENT AND RELIEF IN OCCUPIED AREAS

Government and Relief in Occupied Areas

DETAIL OF PERSONAL SERVICES

	1955 actual		1956 estimate		1957 estimate	
	Num-ber	Total salary	Num-ber	Total salary	Num-ber	Total salary
Departmental:						
General schedule grades:						
GS-12. Range \$7,570 to \$8,645:						
Budget analyst	1	\$7,840	1	\$8,430	1	\$8,645
Foreign affairs officer	1	7,440	2	15,570	1	8,215
International economist	1	7,040	1	7,570		
GS-6. Range \$4,080 to \$4,890	1	4,545	2	8,970	2	9,105
GS-5. Range \$3,670 to \$4,480	5	17,675	4	15,490	2	7,510
GS-4. Range \$3,415 to \$3,925	6	19,850	6	21,680	6	22,190
Total permanent, departmental	15	64,390	16	77,710	12	55,665
Deduct lapses	3	11,350	6	29,510	2	7,510
Net permanent, departmental (average number, net salary)	12	53,040	10	48,200	10	48,155
Positions other than permanent: Temporary employment		5,000		5,000		5,000
Regular pay above 52-week base		210		200		195
Payment above basic rates:						
Overtime and holiday pay		450		600		650
Additional pay for increased wage scale		1,300				
All personal services, departmental		60,000		54,000		54,000
Field:						
General schedule grades:						
GS-16. Range \$12,900 to \$13,760:			1	12,900	1	12,900
Deputy, civil administrator						

DETAIL OF PERSONAL SERVICES—continued

	1955 actual		1956 estimate		1957 estimate	
Field—Continued	Num-ber	Total salary	Num-ber	Total salary	Num-ber	Total salary
<b>General schedule grades—Continued</b>						
GS-15. Range \$11,610 to \$12,690:						
Director, civil information and education	1	\$11,300	1	\$12,150	1	\$12,420
Director, economics and finance	1	11,550	1	12,420	1	12,690
Director, government and legal	1	11,050	1	11,880	1	12,150
Director, public service	1	11,300	1	12,420	1	12,690
GS-14. Range \$10,320 to \$11,395:						
Economist (agricultural, general)	1	10,200	1	10,965	1	10,320
Fiscal and financial economist	1	9,600	1	10,535	1	10,535
Labor economist	1	10,000				
Legal adviser	1	9,800	1	10,535	1	10,750
Public safety adviser	1		1	10,750	1	10,750
GS-13. Range \$8,990 to \$10,065:						
Attorney-adviser	1	9,360	1	10,065	1	8,990
Business and industrial economist	2	17,120	2	18,840	2	19,055
Civil engineer	1	9,960	1	9,850	1	9,850
Educationist	1	9,360	1	10,065	1	8,990
Financial economist	1	8,760	1	9,635	1	9,850
Financial economist	1	8,960	2	18,625	2	18,840
Fisheries economist	1	9,360	1	10,065	1	10,065
Government analyst	1		1	8,990	1	8,990
Labor economist	1		1	10,065	1	10,065
Marine engineer	1	8,760	1	9,635	1	9,850
Medical officer	1	8,560	1	8,990	1	8,990
Public safety adviser	1	9,360				
Veterinary officer	1	8,560	1	9,205	1	9,420
GS-12. Range \$7,570 to \$8,645:						
Agricultural economist	1	7,040	1	7,570	1	7,785
Attorney-adviser	2	15,480	2	16,860	2	15,785
Construction engineer	1		1	7,570	1	7,570
Educationist	2	14,680	2	16,215	2	16,215
Electronics engineer	1		1	7,570	1	7,570
Financial economist	1	7,240				
Government analyst	1	7,240				
Information specialist	2	15,080	2	16,215	2	16,215
Labor officer	1	7,240	1	7,785	1	8,000
Motion picture specialist	1	8,040				
Postal specialist	1	8,040	1	8,645	1	8,645
Property custodian	1	8,040	1	8,645	1	8,645
Provost judge	1		1	7,570	1	7,570
Public health nurse	1	7,540				
Public safety officer	1	7,640	1	8,430	1	8,430
Statistician	1	7,240	1	7,570	1	7,570
Trade specialist	1	7,440	1	8,215	1	8,215
Transportation economist	1	7,440	1	8,215	1	8,215
Radio information specialist	1	7,240	1	7,570	1	7,785
GS-11. Range \$6,390 to \$7,465:						
Budget administrator	2	12,280	2	13,640	2	13,855
Construction engineer	1	6,940				
Electronics engineer	1	6,340	1	6,820	1	7,035
Fiscal officer	1	5,940	1	6,605	1	6,820
Immigration officer	1		1	6,390	1	6,390
Social worker	1	6,140	1	6,605	1	6,390
GS-10. Range \$5,915 to \$6,725:						
Administrative officer	1	6,725	1	6,725	1	6,725
Information specialist	2	11,250	2	12,100	2	11,965
Investigator-prosecutor	1	6,725	1	6,725	1	6,725
Prison administrator	1	6,725	1	6,725	1	6,725
Realty assistant	1		1	5,915	1	5,915
Radio news writer	1	6,050	1	6,185	1	5,915
Translator-interpreter	1		1	5,915	1	5,915
GS-9. Range \$5,440 to \$6,250:						
Accountant	1	5,185	1	5,710	1	5,845
Analytical statistician	1	5,060	2	11,015	2	11,015
Deputy funding officer	1	5,185	1	5,710	1	5,845
Information specialist	1	5,310	1	5,845	1	5,980
Investigator-prosecutor	1	5,060				
Labor officer	1	5,310	1	5,845	1	5,980
News writer	1	5,440	1	5,440	1	5,440
Public health inspector	1	5,810	1	6,250	1	6,250
Public health nurse	1	5,185	2	11,150	2	11,015
Realty assistant	1	5,685				
Requirements and distribution officer	1	5,185	1	5,710	1	5,845
Script writer	1		1	5,440	1	5,440
Translator-interpreter	1	5,185				
GS-8. Range \$4,970 to \$5,780	5	23,308	8	40,565	9	47,250
GS-7. Range \$4,525 to \$5,335	21	92,588	15	70,170	14	65,240
GS-6. Range \$4,080 to \$4,890	4	17,055	6	26,910	6	26,020
GS-5. Range \$3,670 to \$4,480	11	40,760	12	47,045	12	46,945
GS-4. Range \$3,415 to \$3,925	14	45,330	14	49,510	14	50,190
GS-3. Range \$3,175 to \$3,685	6	17,820	6	19,220	6	19,560
Ungraded positions (locals)			225	124,325	225	124,325
Total permanent, field	124	710,256	353	919,440	353	919,860
Deduct lapses	9	44,416	9	52,453	9	52,070
Net permanent, field (average number, net salary)	115	665,840	344	866,987	344	867,790
Regular pay above 52-week base		2,725		3,219		2,975
Payment above basic rates:						
Overtime and holiday pay		5,060		4,990		5,000
Additional pay for services abroad		106,460		122,129		128,560
Additional pay for increased wage scale		16,066				
All personal services, field	115	796,151	344	997,325	344	1,004,325
01 Personal services		856,151		1,051,325		1,058,325

CANAL ZONE GOVERNMENT

Operating Expenses, Canal Zone Government

DETAIL OF PERSONAL SERVICES

	1955 actual		1956 estimate		1957 estimate	
Field: 1	Num-ber	Total salary	Num-ber	Total salary	Num-ber	Total salary
<b>ISTHMUS</b>						
Special positions at rates equal to or in excess of \$14,800:						
Governor of the Canal Zone	1	\$15,000	1	\$15,000	1	\$15,000
<b>General schedule grades:</b>						
GS-15. Range \$14,513 to \$14,800:						
Civil affairs director	1	14,125	1	14,800	1	14,800
Executive secretary	1		1	14,800	1	14,800
Medical officer	1	13,500	1	14,800	1	14,800
GS-14. Range \$12,900 to \$14,244:						
Assistant to superintendent, Gorgas Hospital	1	12,000	1	14,244	1	14,244
Assistant to health director	1	12,000	1	13,169	1	13,437
Chief, division of preventive medicine and quarantine			1	14,244	1	14,244
Health officer	1	12,000				
Medical officer	8	96,000	8	113,952	8	113,952
Superintendent, hospital	2	24,000	2	28,488	2	28,488
Superintendent of schools	1	12,250	1	13,169	1	13,438
GS-13. Range \$11,238 to \$12,581:						
Assistant superintendent of schools	1	10,700	1	11,506	1	11,775
Assistant to civil affairs director	1	10,450	1	12,313	1	12,313
Chief, division of sanitation	1	10,950	1	12,044	1	12,044
Chief, internal security branch	1	10,950	1	12,044	1	12,313
Chief, police division	1	10,700	1	11,238	1	11,348
Dental officer	1	10,450	1	11,238	1	11,238
Chief, postal, customs and immigration division	1	10,950				
Medical officer	22	230,319	21	264,201	21	264,201
School physician			1	12,581	1	12,581
GS-12. Range \$9,462 to \$10,806:						
Assistant chief, internal security branch	1	8,800	1	9,731	1	9,463
Chief, division of veterinary medicine	1	9,300	1	10,000	1	10,269
Chief, fire division	1	9,050				
Dental officer	4	35,200	4	37,851	4	37,851
Director of posts	1	8,800	1	9,462	1	9,597
Director, secondary education	1	9,050	1	9,731	1	10,000
Magistrate	2	18,850	2	20,538	2	20,807
Medical officer	4	35,400	4	43,224	4	43,224
Special assistant to civil affairs director	1	8,800				
GS-11. Range \$7,988 to \$9,331:						
Administrative officer	2	14,850	2	16,512	2	16,781
Assistant chief, customs and immigration	1	7,570				
Assistant chief, police division	1	7,925	1	8,525		
Chemist	1	7,925	1	8,525	1	8,525
Chief, customs division	1	7,570	1	8,286	1	8,525
Chief of civil defense	1	7,425	1	8,286	1	8,525
Dean, junior college	1	7,925				
Director of nurses	1	7,925	1	8,794	1	8,794
Director, physical education	1	7,925	1	8,525	1	8,794
Medical officer	1	7,425	2	18,662	2	18,662
Principal, high school	2	16,100				
Principal, occupational high school	2	15,100				
Security assistant	1	7,425	1	8,256	1	8,525
Supervisor, elementary education	2	15,350	1	8,256	1	8,525
Supervisor, secondary education	1		1	7,988	1	8,256
Supervisor, spanish language	1	7,425	1	7,988	1	8,256
Veterinarian	3	22,525	3	24,232	3	24,500
GS-10. Range \$7,394 to \$8,406:						
Administrative assistant	1	7,031	1	8,069	1	8,069
Assistant director of nurses	1	7,031	1	7,731	1	7,731
Assistant director, physical education	1	7,031				
Chief, area sanitation	1	7,500	1	8,238	1	8,406
Chief, customs inspector	2	15,330	2	16,670	2	16,670
Chief dietitian	1	7,656	1	8,406	1	8,406
GS-9. Range \$6,500 to \$7,813:						
Administrative assistant	1	6,638	1	7,138	1	7,306
Administrative officer	2	12,650	2	13,938	2	13,938
Assistant chief, customs inspector	2	13,780	2	15,144	2	15,313
Chief, contraband control section	1	7,106	1	7,813	1	7,813
Chief dietitian	1	6,481	1	7,138	1	7,138
Director of nurses	2	12,650	2	13,938	2	13,938
Funeral director	1	6,481	1	7,138	1	7,138
Librarian	1	6,950	1	7,644	1	7,813
Supervisory nurse	3	20,225	3	22,087	3	22,087
Pharmacist	1	6,638	1	7,306	1	7,306
Physical therapist	1	6,325	1	6,969	1	6,969
Security assistant	3	19,443	4	28,719	3	21,413
GS-8. Range \$6,213 to \$7,225:						
GS-7. Range \$5,656 to \$6,669:						
GS-6. Range \$5,100 to \$6,113:						
GS-5. Range \$4,588 to \$5,600:						
GS-4. Range \$4,269 to \$4,906:						
GS-3. Range \$3,989 to \$4,606:						
GS-2. Range \$3,700 to \$4,338:						

CURRENT AUTHORIZATIONS—Continued

DEPARTMENT OF THE ARMY—Continued

CANAL ZONE GOVERNMENT—Continued

Operating Expenses, Canal Zone Government—Continued

DETAIL OF PERSONAL SERVICES—continued

	1955 actual		1956 estimate		1957 estimate	
	Num-ber	Total salary	Num-ber	Total salary	Num-ber	Total salary
<b>ISTHMUS—continued</b>						
Field—Continued						
Military rates—Continued						
Medical officer.....	19	\$174,461	16	\$149,451	15	\$140,603
Medical service corps officer.....	2	17,641	2	17,518	2	17,518
Military assistant to Governor.....	1	7,300	1	7,440	1	8,300
Grades established for policemen, firemen, and teachers: Sec. 81 of title 2, Canal Zone Code, approved June 19, 1934, as amended; sec. 1 (c), act of Oct. 25, 1951, 65 Stat. 636; and public laws 74 and 189, June 30, 1953, and Public Laws 243 and 244, Aug. 5, 1955:						
Rates of \$6,800 and above:						
Policemen:						
Captain.....	5	37,313	5	40,437	4	32,591
Lieutenant.....	4	27,619	5	37,115	5	37,437
Sergeant.....	10	65,690	10	70,750	9	64,255
Firemen:						
District chief.....			2	16,604		
Drillmaster.....	2	14,800			2	16,280
Captain.....	9	62,463	9	70,080	16	121,344
Lieutenant.....	8	50,209	8	56,332	16	111,696
Sergeant.....						
Teachers:						
Assistant principal, high school.....	1	7,788	1	9,113	1	9,113
Dean, junior college.....			1	11,625	1	11,625
Principal, elementary education.....	11	72,205	11	97,316	11	97,316
Principal, high school.....			2	23,500	2	23,500
Principal, junior high school.....	1	7,969	1	9,750	1	10,000
Supervisor, elementary education.....			1	9,375	1	9,375
Supervising teacher.....	3	21,969			1	8,750
Supervisor of art.....	2	11,900				
Supervisor of music.....	2	13,876	2	15,350	2	15,500
Teachers.....	56	383,671	104	746,825	104	751,550
Rates less than \$6,800:						
Policemen.....	172	956,192	161	968,569	161	974,324
Firemen.....	58	298,954	57	329,929	13	83,837
Teachers.....	160	761,291	137	739,550	137	747,710
Ungraded positions at annual rates:						
Rates of \$6,800 or above:						
Assistant postmaster.....	2	13,925	2	15,337	2	15,337
Dental officer (alien).....	1	5,940	1	7,570	1	7,570
Foreman, mails.....	2	12,718	2	13,625	2	13,625
Medical officer (alien).....	8	69,854	9	93,270	9	93,270
Postmaster.....	3	22,123	3	23,950	3	23,950
Superintendent of mails.....	1	6,625	1	7,337	1	7,337
Rates less than \$6,800.....	135	637,086	1407	93,561	140	704,553

DETAIL OF PERSONAL SERVICES—continued

	1955 actual		1956 estimate		1957 estimate	
	Num-ber	Total salary	Num-ber	Total salary	Num-ber	Total salary
Field—Continued						
Ungraded positions at hourly rates:						
Equivalent to \$6,800 or above:	1	\$7,800				
Foremen, maintenance.....	4	24,099	1	\$6,219	1	\$6,427
Equivalent to less than \$6,800.....						
Total permanent, field.....	1,254	7,104,375	1,226	7,720,382	1,199	7,640,652
Deduct lapses.....	54.4	262,621	29.2	199,882	20.4	144,620
Add net increase due to changes in pay scales for part of year.....		119,615				
Net permanent, field (average number, net salary):						
United States rates.....	1,175.6	6,736,097	1,175.8	7,322,154	1,158.6	7,305,674
Military rates.....	24	225,272	21	198,346	20	190,358
Local rates.....	1,178	1,578,135	1,170	1,567,099	1,307	1,796,400
Positions other than permanent:						
Temporary employment: United States rates.....		4,323		8,848		3,200
Part-time employment: United States rates.....		93,250		116,103		115,795
Local rates.....		29,995		34,791		34,861
Intermittent employment: United States rates.....		40,567		42,650		40,750
Local rates.....		7,392		9,000		9,000
Regular pay above 52-week base: United States rates.....		16,762		33,176		19,250
Payment above basic rates: Overtime and holiday pay: United States rates.....		134,773		171,161		169,928
Local rates.....		32,147		33,773		70,389
Nightwork differential: United States rates.....		95,004		93,598		93,598
Local rates.....		17,954		20,150		20,150
Uniform allowance: United States rates.....				28,299		27,795
Local rates.....				2,050		7,250
Hazardous duty, police, detectives, and motorcycle officers: United States rates.....		14,825		13,575		13,575
Other payments for personal services: Payments to institution inmates: Local rates.....		17,011		17,027		17,027
01 Personal services: United States rates.....		7,135,601		7,829,564		7,789,565
Military rates.....		225,272		198,346		190,358
Local rates.....		1,682,634		1,683,890		1,955,077

† Ranges established under Executive Order 1888, Feb. 2, 1914, by authority of the act of Aug. 24, 1912 (37 Stat. 561) as amended by act of July 9, 1937 (50 Stat. 487), and sec. 2 of act of Sept. 26, 1950 (64 Stat. 1038).

PERMANENT AUTHORIZATIONS

DEPARTMENT OF THE AIR FORCE

Wildlife Conservation, Etc., Eglin Field Reservation, Air Force

DETAIL OF PERSONAL SERVICES

	1955 actual		1956 estimate		1957 estimate	
	Num-ber	Total salary	Num-ber	Total salary	Num-ber	Total salary
Field:						
General schedule grades:						
GS-2, Range \$2,960 to \$3,470.....	1	\$2,750	1	\$2,960	1	\$3,045
Ungraded positions at hourly rates equivalent to less than \$5,440.....	3	8,961	3	9,719	3	10,072
Total permanent, field.....	4	11,711	4	12,679	4	13,117
Deduct lapses.....	1	2,637				

DETAIL OF PERSONAL SERVICES—continued

	1955 actual		1956 estimate		1957 estimate	
	Num-ber	Total salary	Num-ber	Total salary	Num-ber	Total salary
Field—Continued						
Add net increase due to changes in pay scales for part of year.....		\$70				
Net permanent, field (average number, net salary):						
Regular pay above 52-week base.....	3	9,144	4	\$12,679	4	\$13,117
Payment above basic rates: Overtime and holiday pay.....		265		198		244
Nightwork differential.....		50		53		55
01 Personal services.....		9,494		12,978		13,416

REVOLVING AND MANAGEMENT FUNDS

PUBLIC ENTERPRISE FUNDS

DEPARTMENT OF THE ARMY

PANAMA CANAL COMPANY

General and Administrative Expenses Panama Canal Company

DETAIL OF PERSONAL SERVICES

	1955 actual	1956 estimate	1957 estimate
UNITED STATES AND HAITI			
Field: <sup>1</sup>			
Grades established by the Panama Canal Company that are based on general schedule grades:	Num-ber	Total salary	Num-ber Total salary
GS-18. Rate of \$14,800:			
Secretary.....	1	\$14,800	1 \$14,800
GS-15. Range \$11,610 to \$12,690:			
Procurement officer.....	1	11,050	1 11,880
GS-14. Range \$10,320 to \$11,395:			
Assistant secretary.....	1	9,800	1 10,750
Freight traffic manager.....	1	9,800	1 10,535
GS-13. Range \$8,990 to \$10,065:			
Chief, finance department.....	1	8,560	1 9,420
Passenger traffic manager.....	1	8,560	1 9,205
Pier superintendent.....	1	7,240	1 8,990
Supervisory purchasing agent.....	2	16,720	2 18,410
GS-12. Range \$7,570 to \$8,645:			
Assistant freight traffic manager.....	1	7,240	1 7,785
Assistant to procurement officer.....	1	7,040	1 7,785
Chief, reports and budgets branch.....	1	7,240	1 8,000
Pier superintendent.....	1	7,040	1 7,785
Shore steward.....	1	7,040	1 7,785
Supervisory purchasing agent.....	1	7,040	1 7,785
GS-11. Range \$6,390 to \$7,465:			
Chief, audit examination branch.....	1	6,540	1 7,035
Chief, general accounting branch.....	1	5,940	1 6,390
Executive assistant.....	1	5,940	1 6,605
Personnel officer.....	1	6,940	1 7,465
Purchasing agent.....	2	12,280	1 6,605
Supervisory freight traffic officer.....	1	5,940	1 6,390
Transportation operations officer.....	1	6,740	1 7,250
GS-10. Range \$5,915 to \$6,725:			
Assistant passenger traffic manager.....	1	6,125	1 6,725
Chief, accounts payable branch.....	1	5,500	1 5,915
Freight traffic officer.....	1	6,250	1 6,050
Purchasing agent.....	3	16,500	3 18,050
GS-9. Range \$5,440 to \$6,250:			
Administrative assistant.....	1	5,685	1 6,250
Chief, fiscal branch.....	1	5,310	1 5,845
Freight traffic officer.....	1	5,060	2 11,015
Purchasing agent.....	2	10,120	2 11,150
Systems accountant.....	1	5,660	2 11,420
GS-8. Range \$4,970 to \$5,780:			
GS-7. Range \$4,525 to \$5,335:			
GS-6. Range \$4,080 to \$4,890:			
GS-5. Range \$3,670 to \$4,480:			
GS-4. Range \$3,115 to \$3,925:			
GS-3. Range \$3,175 to \$3,685:			
Ungraded positions at annual rates:			
Rates of \$5,440 or above:			
Boatswain.....	3	16,948	3 16,948
Chief baker.....	3	16,338	3 16,338
Chief cook.....	3	19,140	3 19,140
Chief electrician.....	3	18,607	3 18,607
Chief engineer.....	3	34,022	3 34,022
Chief officer.....	3	23,429	3 23,429
Chief purser.....	3	19,407	3 19,407
Chief radio officer.....	3	20,433	3 20,433
Chief refrigerator engineer.....	3	16,471	3 16,471
Chief steward.....	3	19,407	3 19,407
Deck boss.....	1	5,475	1 5,475
First assistant engineer.....	3	23,458	3 23,458
First radio officer.....	3	18,948	3 18,948
General manager, New York.....	1	13,500	1 14,500
General agent, Haiti.....	1	13,000	1 13,500
Master.....	3	38,215	3 38,215
Night engineer.....	2	16,400	2 16,400
Night officer.....	2	16,400	2 16,400
Port engineer.....	1	12,500	1 12,500
Second assistant engineer.....	3	20,787	3 20,787
Second electrician.....	3	17,779	3 17,779
Second radio officer.....	3	17,683	3 17,683
Second officer.....	3	20,753	3 20,753
Shore steward.....	1	8,300	1 8,300
Third assistant engineer.....	6	38,369	6 38,369
Third electrician.....	3	16,743	3 16,743
Third officer.....	6	38,303	6 38,303
Rates less than \$5,440.....	328		328
	1,219,658	1,233,611	1,233,790
Total permanent, field.....	532	528	526
Deduct lapses.....	2,333,039	2,372,561	2,373,135
Add net increase due to changes in pay scales for part year.....	11,855	41 162,690	41 162,755
Net permanent, field (average number, net salary):			
United States and possessions.....	519.9	486	484
Foreign countries:			
United States rates.....	1	13,000	1 13,500
Local rates.....	6	12,317	6 11,500

DETAIL OF PERSONAL SERVICES—continued

	1955 actual	1956 estimate	1957 estimate
UNITED STATES AND HAITI—continued			
Field!—Continued	Num-ber	Total salary	Num-ber Total salary
Positions other than permanent:			
Temporary employment: United States and possessions.....			\$600
Part-time employment:			
United States and possessions.....		\$115,300	116,000
Foreign countries: Local rates.....		1,832	1,800
Regular pay above 52-week base.....		2,263	4,697
Payment above basic rates:			
Overtime and holiday pay.....		525,732	482,432
Uniform allowances.....			4,200
Excess of annual leave earned over leave taken.....		1,136	
01 Personal services:			
United States rates.....	2,951,498	2,817,800	2,815,500
Local rates.....	14,149	13,300	13,300
ISTHMUS			
Field: <sup>1</sup>			
Grades established by the Panama Canal Company that are based on general schedule grades:			
GS-18. Rate of \$18,500:			
Comptroller.....	1	18,500	1 18,500
GS-15. Range \$14,513 to \$14,800:			
Administrative officer.....			1 14,513
Chief, executive planning staff.....	1	13,500	1 14,800
Community services director.....	1	13,500	1 14,513
Deputy comptroller.....	1	14,125	1 14,800
Executive secretary.....	1	14,438	1 14,800
General counsel.....			1 14,800
Personnel director.....	1	14,125	1 14,800
Supply director.....	1	13,813	1 14,800
Transportation and terminals director.....	1	13,500	1 14,800
GS-14. Range \$12,900 to \$14,244:			
Assistant engineering and construction director.....	1	12,500	1 13,438
Assistant general counsel.....	1	12,000	1 13,169
Assistant supply director.....	1	12,000	1 12,900
Assistant to comptroller.....	1	13,500	1 13,169
Chief, accounting systems staff.....	1	13,250	1 12,900
Chief, dredging division.....	1	12,750	1 13,706
Chief, locks division.....	1	12,500	1 13,706
Chief, plant inventory and appraisal staff.....	1	12,000	1 13,169
Designing engineer.....	1	12,500	1 13,169
Electrical engineer.....	1	12,250	1 13,438
General manager, commissary division.....	1	12,500	1 13,706
Information officer.....	1	12,000	1 13,169
Maintenance engineer.....	1	12,750	1 13,706
Special assistant to comptroller.....	1	12,250	1 13,169
GS-13. Range \$11,238 to \$12,581:			
Administrative assistant.....	1	10,700	1 11,775
Administrative officer.....	1	10,450	1 11,238
Assistant chief, dredging division.....	1	10,950	1 11,775
Assistant designing engineer.....	1	10,950	1 11,775
Assistant electrical engineer.....	1	10,950	1 11,775
Assistant general manager, commissary division.....	1	10,950	1 12,044
Assistant personnel director.....	1	10,950	1 11,775
Budget and projects coordinator.....	1	10,450	1 11,238
Chief, accounting division.....	1	10,700	1 11,506
Chief, architectural branch.....	1	10,950	1 11,775
Chief, budget branch.....	1	10,700	1 11,506
Chief, civil engineering branch.....	1	10,700	1 11,238
Chief, electric work branch.....	1	10,700	1 11,775
Chief, electrical-mechanical branch.....	1	10,950	1 11,775
Chief, fiscal division.....	1	10,950	1 12,044
Chief, housing division.....	1	10,950	1 12,313
Chief, internal audit staff.....	1	10,700	1 11,506
Chief, power branch.....	1	10,700	1 11,506
Chief, rates branch.....	1	10,450	1 11,506
Chief, specifications and estimates branch.....			1 11,238
Chief, structural branch.....	1	10,950	1 11,775
Chief, surveys branch.....			1 11,238
Chief, wage and classification division.....			1 11,238
Chief, water and laboratories branch.....	1	10,700	1 11,775
Contract specialist.....	1	10,950	1 11,775
Employee labor relations officer.....	1	10,950	1 12,044
Industrial engineer.....			1 11,238
Superintendent, Atlantic locks.....	1	10,950	1 11,775
Superintendent, maintenance.....	1	10,950	1 11,775
Superintendent, motor transportation division.....	1	10,450	1 11,506
Superintendent, Pacific locks.....	1	10,700	1 11,775
Superintendent, railroad division.....	1	11,700	1 12,581
Superintendent, terminals division.....	1	10,700	1 11,775
GS-12. Range \$9,463 to \$10,806:			
Administrative officer.....			1 9,463
Architect.....	1	9,050	1 10,000
Assistant chief, accounting division.....			1 9,463
Assistant maintenance engineer.....	1	9,300	
Assistant superintendent, maintenance.....	1	8,800	
Assistant superintendent, storehouse division.....	1	9,300	1 10,269
Assistant superintendent, terminals division.....			1 9,731

<sup>1</sup> Grades and rates are established by the Canal Company under sec. 248 (c) of title 2 of the Canal Zone Code, as added June 29, 1948, ch. 706 sec. 2, 62 Stat. 1076, and amended Sept. 26, 1950, ch. 1048, sec. 8, 64 Stat. 1041: A provision of the Panama Canal Company Act.

REVOLVING AND MANAGEMENT FUNDS—Continued

PUBLIC ENTERPRISE FUNDS—Continued

DEPARTMENT OF THE ARMY—Continued

PANAMA CANAL COMPANY—Continued

General and Administrative Expenses Panama Canal Company—Continued

DETAIL OF PERSONAL SERVICES—continued

	1955 actual	1956 estimate	1957 estimate
ISTHMUS—continued			
Field <sup>1</sup> —Continued			
Grades established by the Panama Canal Company that are based on general schedule grades—Con.			
GS-12. Range \$9,463 to \$10,806—Con.	Num-ber	Total salary	Num-ber
Assistant to chief, plant inventory and appraisal staff	1	\$8,800	2
Assistant to designing engineer	1	9,550	1
Assistant to personnel director	1	8,800	1
Attorney	2	18,850	3
Chemist	1	8,800	1
Chief, administrative branch	1	8,800	1
Chief, agents accounts branch	1	9,300	1
Chief, aids to navigation	1	9,050	1
Chief, claims branch	1	9,050	1
Chief, employment and utilization division	1	9,050	1
Chief, grounds maintenance division	1	9,050	1
Chief, housing division	1	8,800	1
Chief hydrographer	1	8,800	1
Chief, hydrographic section	1	8,800	1
Chief, payroll branch	1	8,800	1
Chief, reports and reconciliation branch	1	9,300	1
Chief, retail stores	1	9,050	1
Chief, safety branch	1	9,550	1
Chief, surveys branch	1	9,800	1
Chief, topographic section	1	9,800	1
Chief, wage and classification division	1	9,050	1
Contract officer	1	9,300	1
Dairy manager	1	9,050	1
Director of admeasurement	2	18,600	1
Engineer, architectural	1	9,050	1
Engineer, construction	1	9,050	1
Engineer, mechanical	2	18,350	2
Engineer, plant	1	9,800	1
Engineer, production	1	10,050	1
General manager, service center division	1	9,463	1
Information specialist	1	8,800	1
Construction and maintenance engineer	1	9,300	1
Printer	1	8,800	1
Rates analyst	1	9,050	1
Staff assistant to chief, accounting division	1	9,050	1
Superintendent, abattoir and cold storage plant	1	9,300	1
Superintendent, general products branch	1	9,300	1
Superintendent, maintenance	1	9,550	1
Superintendent, storehouse division	1	9,050	1
Supervisor, dredging	1	9,550	1
Supervisor, electrical	2	18,100	2
Supervisory auditor	2	18,926	2
Supervisory budget analyst	1	9,463	1
Supervisory electrical engineer	4	35,950	4
Supervisory mechanical engineer	1	9,050	2
Supervisory systems accountant	1	9,050	1
Training officer	1	9,050	1
Treasurer	1	8,800	1
Valuation engineer	1	8,800	1
GS-11. Range \$7,988 to \$9,331:			
Administrative officer	3	22,775	3
Analytical statistician	1	7,675	1
Architect	1	7,425	1
Assistant budget and projects coordinator	1	7,425	1
Assistant chief, claims branch	1	7,675	1
Assistant chief, housing division	1	7,425	1
Assistant chief, payroll branch	1	7,425	1
Assistant chief, reports and reconciliation branch	1	7,425	1
Assistant superintendent, terminals division	1	7,425	1
Assistant to chief, plant inventory and appraisal staff	1	7,425	1
Assistant to chief, water and laboratories branch	1	7,675	1
Assistant to personnel director	1	7,675	1
Assistant to supply director	1	7,675	1
Assistant to superintendent, terminals division	1	7,425	1
Attorney	2	16,100	1
Auditor	3	22,275	8
Budget analyst	2	14,850	2
Chemist	1	7,425	1
Chief admeasurer	1	7,925	1
Chief, central labor office division	1	7,925	1
Chief, communications branch	1	7,925	1
Chief, general ledger and processing branch	1	7,675	1

DETAIL OF PERSONAL SERVICES—continued

	1955 actual	1956 estimate	1957 estimate
ISTHMUS—continued			
Field <sup>1</sup> —Continued			
Grades established by the Panama Canal Company that are based on general schedule grades—Con.			
GS-11. Range \$7,988 to \$9,331—Con.	Num-ber	Total salary	Num-ber
Chief, hydrographic section	1	\$8,175	1
Chief, methods and relief assignment staff	1	7,425	1
Chief, purchasing section	1	7,675	1
Chief, real estate unit	1	7,425	1
Chief, tabulating machine section	1	8,925	1
Chief, topographic section	1	7,675	1
Contract officer	1	8,175	1
District chief, motor transportation division	1	7,425	1
Economist	11	82,925	10
Engineer	2	15,350	4
Engineer, civil	6	45,800	7
Engineer, electrical	4	30,200	3
Engineer, general	4	30,700	3
Engineer, mechanical	1	8,175	1
Engineer, planning and operations	1	7,425	1
Engineer, safety	1	7,925	1
Engineer, structural	1	7,675	1
General manager, service center division	1	7,425	1
Master of transportation	4	30,200	4
Organization and methods examiner	1	7,988	1
Position classifier	1	7,675	1
Rates analyst	1	7,925	1
Roadmaster	1	7,425	1
Staff assistant to chief, accounting division	2	16,600	1
Supervising construction inspector	1	7,925	1
Supervisor, commissary	1	7,425	1
Supervisor, electronics	3	22,275	3
Supervisory accountant	1	8,175	1
Supervisory admeasurer	1	7,425	1
Supervisory auditor	1	8,175	1
Supervisory construction engineer	1	8,175	1
Supervisory engineer	2	16,513	2
Supervisory general engineer	2	15,350	2
Supervisory marine traffic controller	1	7,675	1
Supervisory sanitary engineer	1	7,675	1
Supply officer, drygoods	1	7,425	1
Supply officer, groceries	1	7,425	1
Supply officer, housewares	6	45,550	5
Systems accountant	1	7,675	1
Traffic engineer	1	8,175	1
Training officer	1	7,394	1
GS-10. Range \$7,394 to \$8,406:			
Accountant	9	73,834	7
Admeasurer	1	7,031	2
Administrative assistant	2	15,294	2
Administrative officer	1	7,563	1
Assistant chief, grounds maintenance division	1	6,875	1
Assistant to chief, retail stores	1	7,188	1
Assistant to general manager, service center division	1	7,656	1
Assistant treasurer	5	35,155	3
Auditor	1	7,188	1
Chief, general ledger section	1	7,500	1
Chief, motion picture branch	3	21,092	3
Chief, warehousing	1	7,344	1
Claims examiner	1	6,875	1
District chief, motor transportation division	1	6,875	1
Employee counselor	1	6,875	1
Engineer	1	6,875	1
Engineer, safety	1	7,031	1
Head, engineering section	1	7,344	1
Housing manager	1	6,875	1
Industrial training coordinator	1	7,344	1
Local agent, railroad	1	6,875	1
Management engineer	1	7,656	1
Manager, laundry	1	7,656	1
Manager, service center	2	14,219	2
Marine traffic controller	1	7,813	1
Placement officer	2	15,125	2
Position classifier	2	15,125	2
Rates analyst	1	7,394	1
Salary and wage analyst	1	6,875	1
Supervising construction inspector	1	7,188	1
Supervisor, commissary	1	6,875	1
Supervisor, service center	2	11,219	2
Supervisory accountant	1	7,656	1
Supervisory administrative officer	1	7,813	1
Supervisory chemist	1	7,188	1
Supervisory signal engineer	1	7,188	1
Supply assistant, restaurant	2	14,062	1
Supply assistant, service center division	1	7,731	1
Supply officer, shoes	1	7,188	1
Veterinarian	3	19,600	8
GS-9. Range \$6,800 to \$7,813:			
Accountant	4	19,916	2
Admeasurer	6	41,075	4
Administrative assistant	4	30,070	4

<sup>1</sup> Grades and rates are established by the Company under sec. 248 (e) of title 2 of the Canal Zone Code, as added June 29, 1948, ch. 706, sec. 2, 62 Stat. 1076, and amended Sept. 26, 1950, ch. 1048, sec. 8, 64 Stat. 1041; A provision of the Panama Canal Company Act.



DETAIL OF PERSONAL SERVICES—continued

	1955 actual		1956 estimate		1957 estimate	
	Num-ber	Total salary	Num-ber	Total salary	Num-ber	Total salary
<b>ISTHMUS—continued</b>						
<b>Field 1—Continued</b>						
Grades established by the Panama Canal Company that are based on general schedule grades—Con.						
GS-9. Range \$6,800 to \$7,813—Con.						
Assistant chief, purchasing section.....	1	\$6,481	1	\$7,138	1	\$7,306
Assistant housing manager.....	1	7,263	1	7,813	1	7,813
Assistant supply officer, drygoods.....	1	6,481	1	6,800	1	6,969
Assistant supply officer, housewares.....	1	6,794	1	7,475	1	7,644
Assistant to chief, retail stores.....	1	6,950				
Attorney.....	1	6,325	1	6,800	1	6,969
Auditor.....	3	19,756	4	28,382	4	29,057
Baker.....	1	6,950	1	7,644	1	7,813
Boarding officer.....	3	19,899	3	22,931	3	23,438
Budget analyst.....	3	19,131	3	21,076	3	21,582
Chemist.....	2	12,693	1	6,969	1	7,138
Chief, accounts receivable section.....	1	6,638	1	7,138	1	7,306
Chief, cash accounting section.....	1	6,638	1	7,306	1	7,475
Chief, central labor office division.....	1	7,106				
Chief, collections section.....	1	6,950	1	7,644	1	7,813
Chief, commissary inventory control section.....	1	6,950				
Chief, controls section.....	1	6,950	1	7,644	1	7,813
Chief, local rate employment branch.....			1	7,475	1	7,644
Chief, methods and relief assignment staff.....	1	6,638				
Chief, locks security.....	1	6,325	1	6,969	1	7,138
Chief, payroll control and certification section.....	1	6,481	1	6,969	1	7,138
Chief, placement and records branch.....	1	7,106	1	7,813	1	7,981
Chief, storehouse inventory control section.....			1	7,475	1	7,644
Chief, warehousing.....			1	7,813	1	7,813
Claims examiner.....	3	19,443	3	21,580	3	22,087
Contract assistant.....	1	6,325	1	6,800	1	6,969
Engineer.....	2	12,650	2	13,938	2	14,276
Engineer, architectural.....	3	21,007	1	7,813	1	7,813
Engineer, civil.....	3	18,975	2	13,600	2	13,938
Engineer, construction.....	3	20,680	7	7,813	1	7,813
Engineer, electrical.....	7	45,681	4	49,288	7	50,470
Engineer, general.....	4	27,176	4	29,057	4	29,732
Engineer, mechanical.....	2	12,650	3	20,569	3	21,076
Engineer, safety.....	1	6,794	1	7,475	1	7,644
Engineer, sanitary.....			1	6,800	1	6,969
Grounds maintenance superintendent.....	1	6,325	1	6,800	1	6,969
Inspector, safety.....			1	6,969	1	7,138
Manager, service center.....	3	20,539	3	22,425	3	22,594
Marine traffic controller.....	12	78,524	11	78,698	10	73,206
<b>Organization and methods examiner.....</b>						
Plant accountant.....	1	6,325				
Position classifier.....	6	40,763	5	38,750	5	36,195
Publications editor.....	1	6,481	1	6,969	1	7,138
Quarantine inspector.....	5	34,642	4	29,868	4	30,568
Rates analyst.....	2	13,119	1	6,800	1	6,969
Real property analyst.....			1	6,800	1	6,969
Salary and wage analyst.....	1	6,638	1	6,969	1	6,969
Sterekeeper.....	1	6,950	1	7,644		
Superintendent, filtration plant.....	1	6,325			1	7,138
Supervising construction inspector.....	3	19,756	2	14,444	4	27,200
Supervisor, catalog.....	1	6,325	1	6,969	1	7,813
Supervisor, commissary.....	2	13,432	2	14,781	2	15,119
Supervisory accountant.....	1	6,325	1	6,969	1	7,138
Supervisory baker specialist.....	1	7,263	1	7,813	1	7,813
Supervisory coffee specialist.....	1	7,263	1	7,813	1	7,813
Supervisory freight traffic officer.....	1	6,481	1	7,138	1	7,306
Supervisory general engineer.....	3	19,757	2	14,275	2	14,613
Supervisory milk production specialist.....	1	6,481	1	6,969	1	7,138
Supervisory passenger traffic officer.....			1	7,644	1	7,644
Supply distribution assistant.....	1	6,794			1	6,800
Supply officer, shoes.....	1	6,950				
Systems accountant.....	2	12,650	2	13,769	2	14,107
Training officer.....	1	6,325	1	6,969	1	7,138
GS-8. Range \$6,213 to \$7,225.....	80	499,558	76	516,727	77	520,786
GS-7. Range \$5,656 to \$6,669.....	121	699,947	95	594,327	110	681,298
GS-6. Range \$5,100 to \$6,113.....	103	546,113	100	578,317	101	590,852
GS-5. Range \$4,588 to \$5,600.....	139	661,642	135	708,454	128	654,534
GS-4. Range \$4,269 to \$4,906.....	220	940,767	213	994,331	207	977,314
GS-3. Range \$3,969 to \$4,606.....	168	678,659	140	609,169	130	572,671
GS-2. Range \$3,700 to \$4,338.....	74	265,928	45	180,815	42	172,190
GS-1. Range \$3,363 to \$4,000.....	4	12,600	3	9,851	2	6,938
<b>Military rates:</b>						
Assistant to chief, industrial division.....			1	8,581	1	8,581
Chief, industrial division.....	1	16,998	1	11,576	1	11,576
Engineering and construction director.....	1	10,219	1	11,576	1	11,576
Marine director.....	1	10,911	1	11,576	1	11,576
Port captain.....	2	20,438	2	22,778	2	22,778
Project engineer.....	2	17,443	1	9,798	1	9,798
<b>Ungraded positions at annual rates:</b>						
Rates of \$6,800 and above:						
Assistant port captain.....	2	26,968	2	27,752	2	27,752
Engineer, railroad.....			6	41,808	6	41,808
Pilot.....	90	1,125,660	90	1,200,640	90	1,235,479
Train dispatcher.....	3	21,090	3	21,654	3	21,654
Train dispatcher chief.....	1	7,259	1	7,446	1	7,446
Vice president.....	1	14,800	1	14,800	1	14,800
Yardmaster.....			2	13,936	2	13,936
Rates less than \$6,800.....	88	418,980	73	353,134	71	352,921

DETAIL OF PERSONAL SERVICES—continued

	1955 actual		1956 estimate		1957 estimate	
	Num-ber	Total salary	Num-ber	Total salary	Num-ber	Total salary
<b>ISTHMUS—continued</b>						
<b>Field 1—Continued</b>						
Ungraded positions at hourly rates:						
Equivalent to \$6,800 or above:						
Assistant chief, aids to navigation.....	1	\$8,486	1	\$8,486	1	\$8,486
Assistant foreman, roundhouse.....	1	7,218	1	6,877	1	6,877
Assistant foreman, marine bunkering.....	2	14,258	2	15,558	4	29,931
Assistant general foreman, construction and maintenance.....	1	7,386				
Assistant general foreman, equipment operation and repair.....	1	7,261				
Assistant superintendent, locks.....	2	19,261	2	19,677	2	20,093
Assistant supervisor, craft.....	4	28,744				
Assistant to superintendent, locks.....	1	9,402	1	9,610	1	9,818
Chief, diesel station.....	2	15,693	2	16,224	2	16,432
Chief, hydroelectric station.....	2	16,555	2	17,077	2	17,493
Chief, planning section.....	1	7,509	1	7,717	1	7,925
Chief power dispatcher.....	1	8,683	1	8,965	1	9,173
Chief radio operator, floating plant.....	1	7,134	1	7,134	1	7,134
Chief stevedore foreman.....	1	8,366	1	8,694	1	8,902
Dispatcher, power.....	7	53,323	7	55,182	7	56,638
Electrician, floating plant.....	2	15,454	2	15,642	2	15,850
Engineer, chief, floating plant.....	36	295,276	35	295,026	35	298,768
Engineer, floating plant.....	10	78,416	10	80,288	10	82,368
Engineer, refrigeration.....	1	7,386				
Engineer, senior chief, floating plant.....	11	94,365	11	96,262	11	99,590
Engineer, steam, floating plant.....	5	36,587				
First assistant engineer, floating plant.....	2	16,764	2	16,972	2	17,180
First mate, floating plant.....	1	8,694	1	8,694	1	8,694
Foreman.....	9	66,230	8	59,405	7	53,560
Foreman, armature shop.....	1	7,779	1	7,883	1	8,403
Foreman, building maintenance.....			2	14,768	2	14,768
Foreman, car shop.....	1	8,050	1	8,250	1	8,250
Foreman, carpenter.....	8	57,418	6	44,137	6	44,761
Foreman, chief, shops.....			1	8,965	1	9,173
Foreman, equipment operation and repair.....			2	14,851	2	14,851
Foreman, floating plant.....	2	14,102	2	14,772	2	14,893
Foreman, general.....	3	24,024	3	24,399	3	25,688
Foreman, general, building maintenance.....			1	7,925	1	7,925
Foreman, general, construction and maintenance.....	1	8,107				
Foreman, general, equipment operation and repair.....	1	7,386				
Foreman, general, motion picture projection.....	1	7,010	1	7,218	1	7,218
Foreman, general, public work.....	1	7,053	1	8,299	1	8,299
Foreman, general, quarry.....	1	7,397				
Foreman, general, shops.....	1	8,341	1	8,029	1	8,029
Foreman, general, water system.....	1	7,966	1	8,091	1	8,091
Foreman, hospital, maintenance.....	2	11,942	2	14,352	2	14,352
Foreman, instrument shop.....	1	8,154	1	8,466	1	8,674
Foreman, lineman.....	3	21,588	3	22,277	3	22,901
Foreman, maintenance.....			1	6,822	1	7,030
Foreman, marine bunkering.....	2	16,275	2	16,598	2	17,014
Foreman, mechanical shop.....	1	7,405	1	7,405	1	7,405
Foreman, packer and erater.....			1	6,802	1	6,802
Foreman, paint shop.....			2	14,269	2	14,269
Foreman, painter.....	12	83,837	7	50,293	7	51,125
Foreman, planing mill.....	1	6,970	1	7,051	1	7,051
Foreman, plumber.....	1	7,144	2	14,706	2	14,706
Foreman, public works.....			2	14,664	2	14,664
Foreman, quarry.....			1	7,488	1	7,488
Foreman, refrigeration.....			1	7,467	1	7,467
Foreman, repair shop.....	3	21,399	3	22,402	4	29,828
Foreman, roundhouse.....	1	8,341	1	7,917	1	7,917
Foreman, sheet-metal worker.....	1	7,144				
Foreman, stevedore.....			5	35,131	6	36,174
Foreman, stevedore, head.....	9	67,562	8	63,482	8	65,146
Foreman, stevedore, principal.....	1	7,953	1	8,302	1	8,570
Foreman, water system.....	3	21,028	3	22,049	3	22,049
Foreman, wireman.....	4	28,662	4	29,016	2	15,059
Foreman.....	5	38,792	4	31,989	4	31,989
Harbormaster.....	2	16,548	2	15,558	2	15,766
Inspector, floating equipment.....	1	9,135	1	9,464	1	9,672
Inspector, launch.....	1	7,047	1	7,218	1	7,426
Leadingman, carman.....	1	7,322	1	7,522	1	7,522
Leadingman, electrician.....	1	7,197	1	7,197	1	7,197
Leadingman, machinist.....	1	7,010	1	7,218	1	7,426
Leadingman, machinist, boiler-maker.....	4	28,018	4	29,703	4	30,536
Leadingman, operator, gas plant.....	1	6,963	1	7,259	1	7,467
Leadingman, painter.....	1	7,254	1	7,550	1	7,758
Leadingman, pipefitter.....	1	7,675	1	7,883	1	8,091
Leadingman, rigger and crane operator.....	1	7,592	1	7,800	1	8,008
Leadingman, shipfitter.....	1	7,533	1	7,821	1	8,029
Leadingman, shipwright and assistant dockmaster.....	1	6,90				

## REVOLVING AND MANAGEMENT FUNDS—Continued

## PUBLIC ENTERPRISE FUNDS—Continued

## DEPARTMENT OF THE ARMY—Continued

## PANAMA CANAL COMPANY—Continued

## General and Administrative Expenses Panama Canal Company—Continued

## DETAIL OF PERSONAL SERVICES—continued

	1955 actual		1956 estimate		1957 estimate	
	Num-ber	Total salary	Num-ber	Total salary	Num-ber	Total salary
ISTHMS—continued						
Field I—Continued						
Ungraded positions at hourly rates—Continued						
Equivalent to \$6,800 or above—Con.						
Mechanical coordinator, 60-cycle	2	\$16,516	1	\$8,965	1	\$9,173
Operator, chief, floating plant	9	70,672	9	72,544	9	74,416
Operator, control house	10	71,958	10	74,256	10	76,336
Operator, dispatcher, powerhouse	11	85,031	9	72,009	9	73,881
Operator, floating plant	7	50,371	7	51,979	7	53,435
Operator, foreman, electrical	7	50,371	7	51,979	7	53,435
Operator, foreman, mechanical	1	6,822				
Operator, hydraulic grader	16	124,456	15	119,922	15	123,042
Operator, locks, control house	16	106,446	16	109,774	16	113,102
Operator, locks, leader			5	34,737	5	35,777
Operator, powerhouse, senior	6	41,486	6	44,679	6	45,927
Planner and estimator	1	8,324	1	8,528	1	8,736
Salvage master and master diver	1	7,342	1	7,696	1	7,696
Second assistant engineer, floating plant	1	7,696	1	7,696	1	7,696
Second mate, floating plant	1	7,592	1	7,592	1	7,592
Supervisor, buildings and equipment	1	8,486	1	8,694	1	8,902
Supervisor, control house	4	31,648				
Supervisor, craft	2	17,534	2	17,950	2	18,366
Supervisor, electrical	2	17,555	2	17,971	2	18,387
Supervisor, electrical and mechanical	2	18,291	2	18,886	1	9,651
Supervisor, generation and transmission	2	17,014	2	17,430	2	17,846
Supervisor, locks, control house	1	8,840				
Supervisor, maintenance	4	35,334	3	27,164	3	27,788
Supervisor, mechanical	2	14,671	2	15,247	2	15,871
Supervisor, plant maintenance	2	13,778	2	14,061	2	14,477
Wire chief	984		873		855	
Equivalent to less than \$6,800		5,668,646		5,214,949		5,279,379
Total, permanent, field	2,835	17,614,013	2,603	17,338,660	2,571	17,532,111
Deduct lapses		249,711		106,867		104,706
		1,426,670		679,062		706,714

## DETAIL OF PERSONAL SERVICES—continued

	1955 actual		1956 estimate		1957 estimate	
	Num-ber	Total salary	Num-ber	Total salary	Num-ber	Total salary
ISTHMS—continued						
Field I—Continued						
Add net increase due to changes in pay scales for part of year		\$144,993				
Net permanent, field (average number, net salary):						
United States rates	2,578.3		2,489.2		2,460	
Military rates	16,256,727		\$16,583,713		\$16,749,512	
Local rates	7,239		7,941		7,513	
	9,737,250		9,455,841		8,987,758	
Positions other than permanent:						
Temporary employment:						
United States rates	145,866		753,320		154,956	
Local rates	379,399		681,858		388,677	
Part-time employment:						
United States rates	34,859		36,453		34,485	
Local rates	325,915		295,362		259,062	
Intermittent employment:						
United States rates	2,399		3,200		2,100	
Local rates	1,911,071		1,802,254		1,743,217	
Regular pay above 52-week base:						
United States rates	59,937		70,615		28,523	
Payment above basic rates:						
Overtime and holiday pay:						
United States rates	709,662		823,427		676,526	
Local rates	525,319		637,068		492,789	
Nightwork differential:						
United States rates	71,284		77,234		71,931	
Local rates	95,281		106,980		93,346	
Uniform allowances:						
United States rates			1,034		934	
Local rates			534		434	
Excess annual leave earned over leave taken:						
United States rates	156,722		38,356		33,937	
Local rates			59,450		58,800	
Deduct excess of annual leave taken over leave earned: Local rates						
	34,708					
01 Personal services:						
United States rates	17,437,456		18,387,352		17,752,907	
Military rates	75,609		75,885		75,885	
Local rates	12,939,527		13,039,347		12,024,083	

<sup>1</sup> Grades and rates are established by the Company under sec. 248 (e) of title 2 of the Canal Zone Code, as added June 29, 1948, ch. 706, sec. 2, 62 Stat. 1076, and amended Sept. 26, 1950, ch. 1048, sec. 8, 64 Stat. 1041: A provision of the Panama Canal Company Act;

# DEPARTMENT OF HEALTH, EDUCATION, AND WELFARE

## CURRENT AUTHORIZATIONS

### FOOD AND DRUG ADMINISTRATION

#### Salaries and Expenses, Food and Drug Administration

##### DETAIL OF PERSONAL SERVICES

	1955 actual	1956 estimate	1957 estimate
<b>Departmental:</b>			
General schedule grades:	Num-ber	Total salary	Num-ber
GS-18. Range \$14,800:			
Commissioner.....	1	\$14,800	1
GS-17. Range \$13,975 to \$14,620:			
Commissioner.....	1	\$13,975	1
Medical director.....	1	13,000	1
GS-16. Range \$12,900 to \$13,760:			
Deputy commissioner.....	1	12,200	1
Associate commissioner.....	1	13,115	1
Assistant commissioner.....	2	25,800	2
Assistant medical director.....	1	12,900	1
GS-15. Range \$11,610 to \$12,690:			
Associate commissioner.....	2	22,350	
Assistant to commissioner.....			1
Chief of division.....	4	45,950	4
Director of field operations.....	1	11,550	1
Director of program planning.....	1	10,800	1
Director of regulatory management.....	1	11,300	1
GS-14. Range \$10,320 to \$11,395:			
Chief of division.....	2	20,000	2
Assistant chief of division.....	3	29,800	3
Assistant director of program planning.....	1	9,800	1
Assistant director of regulatory management.....	1	9,600	1
Chief analyst.....	1	10,000	1
Chief food and drug inspector.....	1	9,800	1
Chief of branch.....	1	10,200	1
Executive officer.....	1	10,000	1
Food and drug officer.....	3	29,600	3
Medical officer.....	10	101,800	9
Research director.....	1	10,000	1
Veterinarian.....	1	9,600	1
GS-13. Range \$8,990 to \$10,065:			
Assistant executive officer.....	1	9,160	1
Chemist.....	2	17,520	4
Chief of branch.....	12	107,320	10
Associate chief of branch.....	1	8,760	1
Food and drug officer.....	12	104,120	12
Program analyst.....			4
Public relations officer.....			1
Training officer.....			1
Veterinarian.....	1	8,360	1
GS-12. Range \$7,570 to \$8,645:			
Bacteriologist.....	3	22,520	1
Budget officer.....	1	7,040	1
Chemist.....	9	67,360	6
Chief of branch.....	6	46,440	4
Food and drug officer.....	6	44,240	8
Mathematical statistician.....	1	7,040	1
Microanalyst.....	1	7,240	1
Pharmacologist.....	1	7,840	2
Physicist.....	1	7,440	
Veterinarian.....	1	7,240	1
GS-11. Range \$6,390 to \$7,465:			
Bacteriologist.....	5	31,900	6
Chemist.....	5	32,900	6
Food and drug officer.....	2	11,850	4
Information specialist.....	1	6,940	1
Mathematical statistician.....	1	5,940	1
Medical officer.....	1	5,940	1
Microanalyst.....	5	32,500	5
Organization and methods examiner.....	1	5,940	1
Pharmacologist.....	5	31,300	4
Physicist.....	1	5,940	1
Position classifier.....	1	6,140	1
Records officer.....	1	6,140	1
Training officer.....	1	6,140	2
Veterinarian.....	2	12,480	3
GS-10. Range \$5,915 to \$6,725:			
Accountant.....	1	6,125	1
GS-9. Range \$5,440 to \$6,250:			
Administrative assistant.....	1	5,935	1
Bacteriologist.....	3	15,680	2
Biochemist.....	1	5,060	2
Chemist.....	12	65,720	14
Food and drug officer.....	1	5,560	
Instrument maker.....	1	5,810	1
Microanalyst.....	2	10,870	3
Organization and methods examiner.....	1	5,710	1
Pharmacologist.....	3	16,180	6
Placement officer.....	1	5,310	
Veterinarian.....	1	5,060	
GS-8. Range \$4,970 to \$5,780:			
GS-7. Range \$4,525 to \$5,335:			
GS-6. Range \$4,080 to \$4,890:			
GS-5. Range \$3,670 to \$4,480:			
GS-4. Range \$3,415 to \$3,925:			
GS-3. Range \$3,175 to \$3,685:			

##### DETAIL OF PERSONAL SERVICES—continued

	1955 actual	1956 estimate	1957 estimate
<b>Departmental—Continued</b>			
General schedule grades—Continued	Num-ber	Total salary	Num-ber
GS-2. Range \$2,960 to \$3,470.....	20	\$60,680	19
GS-1. Range \$2,690 to \$3,200.....	22	63,880	21
Total permanent, departmental.....	318	1,798,592	321
Deduct lapses.....	36	202,100	8
Add net increase due to changes in pay scales for part of year.....		37,182	
Net permanent, departmental (average number, net salary).....	282	1,633,674	313
Regular pay above 52-week base.....		5,751	
Payment above basic rates: Overtime and holiday pay.....		9,800	
Other payments for personal services: Payments to other agencies for reimbursable details.....		12,291	
All personal services, departmental.....	1,661,516		1,942,270
<b>Field:</b>			
General schedule grades:			
GS-14. Range \$10,320 to \$11,395:			
Chief of district.....	16	159,600	16
GS-13. Range \$8,990 to \$10,065:			
Assistant chief of district.....	2	17,520	2
Chief chemist of district.....	16	139,960	16
Chief inspector of district.....	16	139,560	16
GS-12. Range \$7,570 to \$8,645:			
Chemist.....			12
Inspector.....			13
Food and drug officer.....	3	22,520	3
GS-11. Range \$6,390 to \$7,465:			
Chemist.....	36	236,640	36
Inspector.....	60	384,800	60
GS-10. Range \$5,915 to \$6,725:			
Food and drug officer.....	1	6,125	1
GS-9. Range \$5,440 to \$6,250:			
Chemist.....	67	372,020	68
Inspector.....	86	468,910	88
Import examiner.....	2	11,495	2
GS-7. Range \$4,525 to \$5,335:			
GS-6. Range \$4,080 to \$4,890:			
GS-5. Range \$3,670 to \$4,480:			
GS-4. Range \$3,415 to \$3,925:			
GS-3. Range \$3,175 to \$3,685:			
GS-2. Range \$2,960 to \$3,470:			
GS-1. Range \$2,690 to \$3,200:			
Total permanent, field.....	565	2,945,206	570
Deduct lapses.....	41	213,555	22
Add net increase due to changes in pay scales for part of year.....		63,655	
Net permanent, field (average number, net salary).....	524	2,795,306	548
Positions other than permanent: Temporary employment.....			176,100
Regular pay above 52-week base.....		10,033	
Payment above basic rates: Overtime and holiday pay.....		1,104	
All personal services, field.....	2,806,443		3,277,230
<b>01 Personal services.....</b>	<b>4,467,959</b>	<b>5,219,500</b>	<b>5,680,250</b>

#### Salaries and Expenses, Certification, Inspection, and Other Services, Food and Drug Administration

##### DETAIL OF PERSONAL SERVICES

	1955 actual	1956 estimate	1957 estimate
<b>Departmental:</b>			
General schedule grades:	Num-ber	Total salary	Num-ber
GS-15. Range \$11,610 to \$12,690:			
Chief of division.....	1	\$11,800	1
GS-14. Range \$10,320 to \$11,395:			
Assistant chief of division.....	2	20,000	2
Chief of branch.....	1	10,000	1
Chief of division.....	1	10,000	1
Food and drug officer.....	1	10,200	1
Medical officers.....	2	20,400	2
GS-13. Range \$8,990 to \$10,065:			
Chief of branch.....	2	17,520	2

CURRENT AUTHORIZATIONS—Continued

FOOD AND DRUG ADMINISTRATION—Continued

Salaries and Expenses, Certification, Inspection, and Other Services, Food and Drug Administration—Continued

DETAIL OF PERSONAL SERVICES—continued

	1955 actual		1956 estimate		1957 estimate	
	Num-ber	Total salary	Num-ber	Total salary	Num-ber	Total salary
<b>Departmental—Continued</b>						
General schedule grades—Continued						
GS-13. Range \$8,990 to \$10,065—Con.						
Director of control laboratories	1	\$8,360	1	\$8,990	1	\$9,205
Food and drug officer	1	8,360	1	8,990	1	9,205
Medical officer	1	8,560				
GS-12. Range \$7,570 to \$8,645:						
Bacteriologist	2	14,480	2	16,000	2	16,215
Chemist	2	15,140	2	15,140	2	15,140
Chief of branch	3	22,920	3	24,645	3	25,075
Food and drug officer	1		1	7,570	1	7,570
GS-11. Range \$6,390 to \$7,465:						
Bacteriologist	4	25,160	5	33,885	5	34,745
Budget analyst	1	5,940	1	6,390	1	6,605
Chemist	5	30,700	7	48,905	7	48,905
Chief of branch	1	5,940	1	6,605	1	6,605
Pharmacologist	1	6,140	2	12,995	2	13,210
GS-10. Range \$5,915 to \$6,725:						
Administrative assistant			1	5,915	1	6,050
GS-9. Range \$5,440 to \$6,250:						
Administrative assistant	1	5,185				
Bacteriologist	13	68,530	12	69,735	12	71,220
Chemist	7	38,670	5	28,955	5	29,630
Pharmacologist	1	5,435	1	5,980	1	6,115
Purchasing agent	1	5,310	1	5,845	1	5,980
GS-7. Range \$4,525 to \$5,335:						
GS-6. Range \$4,080 to \$4,890:						
GS-5. Range \$3,670 to \$4,480:						
GS-4. Range \$3,415 to \$3,925:						
GS-3. Range \$3,175 to \$3,685:						
GS-2. Range \$2,960 to \$3,470:						
GS-1. Range \$2,690 to \$3,200:						
Total permanent, departmental	136	658,378	143	757,970	143	772,185
Deduct lapses	5	20,562	5	17,780	5	31,995
Add net increase due to changes in pay scales for part of year		14,826				
Net permanent, departmental (average number, net salary)	131	652,642	138	740,190	138	740,190
Positions other than permanent:						
Temporary employment		3,189				
Intermittent employment				4,000		4,000
Regular pay above 52-week base		2,519		2,895		
Payment above basic rates: Overtime and holiday pay		22,320		23,700		23,700
All personal services, departmental		680,670		770,785		767,890
<b>Field:</b>						
General schedule grades:						
GS-11. Range \$6,390 to \$7,465:						
Food and Drug Inspector	11	72,740	11	79,965	11	81,255
GS-8. Range \$4,970 to \$5,780:						
GS-7. Range \$4,525 to \$5,335:						
GS-6. Range \$4,080 to \$4,890:						
GS-5. Range \$3,670 to \$4,480:						
GS-4. Range \$3,415 to \$3,925:						
GS-3. Range \$3,175 to \$3,685:						
Total permanent, field	28	143,680	28	157,390	28	159,760
Deduct lapses	1.4	2,125	0.5	2,830	0.5	5,200
Add net increase due to changes in pay scales for part of year		3,234				
Net permanent, field (average number, net salary)	26.6	144,789	27.5	154,560	27.5	154,560
Regular pay above 52-week base		492		605		
All personal services, field		145,281		155,165		154,560
01 Personal services		825,951		925,950		922,450

FREEDMEN'S HOSPITAL

Salaries and Expenses, Freedmen's Hospital

DETAIL OF PERSONAL SERVICES

	1955 actual		1956 estimate		1957 estimate	
	Num-ber	Total salary	Num-ber	Total salary	Num-ber	Total salary
<b>Field:</b>						
General schedule grades:						
GS-15. Range \$11,610 to \$12,690:						
Superintendent	1	\$10,800	1	\$11,610	1	\$11,610

DETAIL OF PERSONAL SERVICES—continued

	1955 actual		1956 estimate		1957 estimate	
	Num-ber	Total salary	Num-ber	Total salary	Num-ber	Total salary
<b>Field—Continued</b>						
General schedule grades—Continued						
GS-14. Range \$10,320 to \$11,395:						
Medical officer	1	\$9,600	1	\$11,395	1	\$11,395
GS-12. Range \$7,570 to \$8,645:						
Director of nurses	1	7,640	1	8,430	1	8,430
Financial management officer	1	7,040	1	7,570	1	7,570
GS-11. Range \$6,390 to \$7,465:						
Assistant hospital administrator	1	6,140	1	6,605	1	6,605
Chief dietitian	1	6,540	1	7,035	1	7,035
Chief pharmacist	1	5,940	1	6,390	1	6,390
Director of nursing service	1	6,740	1	7,465	1	7,465
Director of social service	1	6,740	1	7,465	1	7,465
Personnel officer	1	6,940	1	7,465	1	7,465
Principal, school of nursing	1	6,340	1	7,035	1	7,035
GS-10. Range \$5,915 to \$6,725:						
Administrative assistant	1	5,625	1	6,050	1	6,050
Procurement and supply officer	1	5,500	1	6,050	1	6,050
Superintendent of buildings and grounds	1	5,625	1	6,185	1	6,185
GS-9. Range \$5,440 to \$6,250:						
Assistant budget and fiscal officer	1	5,560	1	6,115	1	6,115
County liaison officer	1	5,185	1	5,710	1	5,710
Dietitian	1	5,310	1	5,845	1	5,845
Executive housekeeper	1	4,900	1	5,440	1	5,440
Information and educational specialist	1	5,185	1	5,575	1	5,575
Instructor, dietetics	1	5,560	1	6,115	1	6,115
Medical records librarian	1	5,060	1	5,575	1	5,575
Nurse supervisor	11	59,910	11	64,700	11	64,700
Placement assistant	1	5,560	1	6,115	1	6,115
Social service worker	2	11,370	2	12,365	2	12,365
Teacher, nursing	7	36,670	7	39,700	7	39,700
GS-7. Range \$4,525 to \$5,335:						
GS-6. Range \$4,080 to \$4,890:						
GS-5. Range \$3,670 to \$4,480:						
GS-4. Range \$3,415 to \$3,925:						
GS-3. Range \$3,175 to \$3,685:						
GS-2. Range \$2,960 to \$3,470:						
GS-1. Range \$2,690 to \$3,200:						
Ungraded positions at hourly rates equivalent to less than \$5,440	207	616,394	207	702,813	189	645,684
Total permanent, field	710	2,567,186	710	2,821,573	670	2,673,169
Deduct lapses	49	165,784	46	184,538	45	179,271
Add net increase due to changes in pay scales for part of year		54,980				
Net permanent, field (average number, net salary)	661	2,456,382	664	2,637,035	625	2,493,898
Positions other than permanent: Trainees		315,125		351,638		411,800
Regular pay above 52-week base		10,466		20,110		8,370
Payment above basic rates:						
Overtime and holiday pay		51,714		55,562		52,754
Nightwork differential		40,155		42,950		40,245
Other payments for personal services: Payments to other agencies for reimbursable details		138,586		201,705		201,705
01 Personal services		3,012,428		3,309,000		3,208,772
Salaries and wages in the foregoing schedules are distributed as follows:						
"Salaries and expenses, Freedmen's Hospital"		2,302,160		2,493,609		2,362,437
"Advances and reimbursements, Freedmen's Hospital"		710,268		815,391		846,335

GALLAUDET COLLEGE

Salaries and Expenses, Gallaudet College

DETAIL OF PERSONAL SERVICES

	1955 actual		1956 estimate		1957 estimate	
	Num-ber	Total salary	Num-ber	Total salary	Num-ber	Total salary
<b>Non-Federal Employees</b>						
(Not under Classification Act)						
<b>GROUP A—ADMINISTRATION</b>						
President of Gallaudet College and executive officer	1	\$10,800	1	\$12,400	1	\$12,400
Vice president and research director	1	7,147	1	7,685	1	7,685
Business manager	1	7,340	1	8,400	1	8,400
Assistant business manager	1	4,160	1	4,475	1	4,475
Secretary	4	13,410	6	21,395	6	21,395
Bookkeeper	1	4,010	1	4,310	1	4,310
Clerk	2	6,361	2	6,840	2	6,840

DETAIL OF PERSONAL SERVICES—continued

DETAIL OF PERSONAL SERVICES—continued

	1955 actual		1956 estimate		1957 estimate	
	Num-ber	Total salary	Num-ber	Total salary	Num-ber	Total salary
<i>Non-Federal Employees—Continued</i>						
(Not under Classification Act)						
GROUP B—EDUCATION						
GALLAUDET COLLEGE						
Assistant to president and professor	1	\$7,640	1	\$7,840	1	\$8,090
Dean of the College	1	7,000	1	7,500	1	7,750
Dean of students	1	5,650	1	5,900	1	6,150
Registrar and admissions officer	1	5,800	1	6,050	1	6,300
Professor	7	42,658	8	51,208	8	53,208
Associate professor	2	11,150	7	40,400	8	48,650
Assistant professor	11	54,540	17	86,470	17	90,720
Instructor	11	48,720	8	38,850	8	41,100
Assistant librarian	1	4,150	3	13,350	3	14,100
Assistants to dean of women	2	5,780	2	6,215	2	6,215
KENDALL SCHOOL						
Principal	1	5,350	1	5,650	1	5,900
Supervising teacher	1	5,100	1	5,650	1	5,900
Instructor	13	39,577	13	49,377	13	52,627
Counselor	4	10,900	3	8,715	3	8,715
GROUP C—INSTITUTION						
AUXILIARY SERVICES						
Dietitian, assistant dietitian	1	3,925	2	8,900	2	8,900
Nurse	2	6,600	2	7,095	2	7,095
Cook, kitchen help	8	21,564	8	25,145	8	25,145
Maid	3	6,603	3	7,645	3	7,645
Waitress	15	36,150	13	33,740	13	33,740
Laundryman and laundress	5	12,411	5	14,330	5	14,330
Executive housekeeper	1	3,145	1	3,685	1	3,685
OPERATION AND MAINTENANCE						
Superintendent of maintenance	1	5,800	1	6,235	1	6,235
Groundskeeper	1	4,198	1	4,865	1	4,865
Gardener	1	3,232	1	3,745	1	3,745
Engineer, fireman	4	12,735	4	14,845	4	14,845
Carpenter, painter, maintenanceman	5	19,153	5	21,895	5	21,895
Lawnhand	3	8,247	3	9,535	4	12,535
Janitor	6	14,544	6	16,900	7	19,900
Store clerk	1	2,974	1	3,435	2	6,635
Watchman	3	7,229	3	8,390	4	11,390
Total permanent employees	126	475,663	139	589,065	144	623,515
Deduct lapses	4	15,318	4	17,460	4	17,760
Add net increase due to changes in pay scales for part of year		5,238				
Net permanent, (average number, net salary)	122	465,583	135	571,605	140	605,755
Positions other than permanent		18,750		16,500		16,500
Payment above basic rates		10,001		1,000		1,000
01 Personal services		494,334		589,105		623,255

	1955 actual		1956 estimate		1957 estimate	
	Num-ber	Total salary	Num-ber	Total salary	Num-ber	Total salary
<i>Non-Federal Employees—Continued</i>						
Grades comparable to general schedule grades—Continued						
Grade 12—Continued						
University librarian	1	\$6,970	1	\$7,500	1	\$7,785
Housing manager	1	6,481				
Grade 11:						
Assistant treasurer	1	5,881	1	6,331	1	6,605
Field agent, public relations			1	6,331	1	6,605
Business analyst	1	5,881	1	6,331	1	6,605
Personnel officer	1	5,881	1	6,331	1	6,605
Dean of men	1	5,881	1	6,331	1	6,605
Student activities adviser	1	5,881	1	6,331	1	6,605
Admitting physician	2	7,928	5	31,950	5	31,950
Acting superintendent, buildings and grounds	1	5,881	1	6,331	1	6,605
Assistant superintendent of engineering and crafts, buildings and grounds	1	5,881	1	6,331	1	6,605
Grade 10:						
Acting administrative assistant to the president	1	5,445				
Grade 9:						
Purchasing agent	1	5,009	1	5,389	1	5,575
Assistant director of admissions	2	10,018	3	16,167	3	16,725
University physician	1	5,299	1	5,679	1	5,845
Assistant physician	1	5,009	1	5,389	1	5,575
Administrative assistant, college of medicine	1	5,009	1	5,389	1	5,575
Chief nurse anesthetist	1	5,060	1	5,440	1	5,440
Business agent and administrative assistant dentistry	1	5,009	1	5,389	1	5,575
Supervisor, Negro collection, library	1	5,009	1	5,389	1	5,575
Assistant superintendent, buildings and grounds	1	5,009	1	5,389	1	5,575
Acting architect	1	5,009	1	5,389	1	5,575
Chief engineer	1	5,009	1	5,389	1	5,575
Housing supervisor, service enterprises			1	4,800	1	4,800
Food supervisor, service enterprises	1	5,009	1	5,009	1	5,009
Sales supervisor, service enterprises	1	5,378	1	4,591	1	4,591
Grade 8. Range \$4,970 to \$5,388	5	21,681	8	39,714	8	39,895
Grade 7. Range \$4,419 to \$4,969	20	84,990	20	88,430	21	97,113
Grade 6. Range \$3,983 to \$4,418	14	49,958	15	57,428	16	65,035
Grade 5. Range \$3,661 to \$3,982	59	198,682	63	228,578	64	238,799
Grade 4. Range \$3,407 to \$3,660	88	283,134	96	322,597	103	355,683
Grade 3. Range \$3,167 to \$3,406	71	202,210	71	219,407	72	229,515
Grade 2. Range \$2,922 to \$3,166	50	129,201	57	155,199	61	174,946
Grade 1. Range \$2,567 to \$2,921	111	248,000	117	275,081	138	338,575
Total permanent, departmental	740	3,003,000	804	3,540,817	836	3,726,694
Add net increase due to changes in pay scales for part of year		77,599				
Net permanent, departmental (average number, net salary)		3,080,599		3,540,817		3,726,694
Positions other than permanent: Part-time and temporary employment		643,535		577,079		581,528
Payment above basic rates: Nightwork differential		6,290		6,290		6,290
01 Personal services		3,730,424		4,124,186		4,314,512

HOWARD UNIVERSITY

OFFICE OF EDUCATION

Salaries and Expenses, Howard University

Salaries and Expenses, Office of Education

DETAIL OF PERSONAL SERVICES

DETAIL OF PERSONAL SERVICES

	1955 actual		1956 estimate		1957 estimate	
	Num-ber	Total salary	Num-ber	Total salary	Num-ber	Total salary
<i>Non-Federal Employees</i>						
Grades established by Board of Trustees:						
Instructional grade:						
President	1	\$13,400	1	\$14,450	1	\$14,450
Dean and director	12	104,379	12	117,919	12	117,919
Professor	63	424,225	72	529,106	72	529,106
Associate professor	72	423,424	79	495,076	79	495,076
Assistant professor	50	272,550	63	365,243	63	365,243
Instructor	62	262,116	67	309,494	73	334,994
Assistant	24	55,031	21	44,966	21	44,966
Grades comparable to general schedule grades:						
Grade 14:						
Treasurer	1	9,221	1	9,942	1	10,535
Grade 13:						
Secretary and professor of law	1	10,080	1	10,836	1	10,836
Business manager	1	8,506	1	9,136	1	9,420
Administrative assistant to the president			1	8,906	1	9,205
Medical officer	1	5,573	1	8,990	1	8,990
Grade 12:						
Registrar	1	6,970	1	7,500	1	7,785
Director of public relations	1	8,070	1	8,600	1	8,645
Dean of students	1	7,470	1	8,000	1	8,215
Assistant to the dean of students	1	6,099				
Dean of women	1	7,200	1	7,730	1	8,000
Director of health service	1	6,970	1	7,500	1	7,785
Administrative assistant, dean of the university	1	6,970	1	7,500	1	7,785
Acting pathologist	1	8,063	1	8,593	1	8,593

	1955 actual		1956 estimate		1957 estimate	
	Num-ber	Total salary	Num-ber	Total salary	Num-ber	Total salary
Departmental:						
General schedule grades:						
GS-18. Rate of \$14,800:						
Commissioner of education	1	\$14,800	1	\$14,800	1	\$14,800
GS-17. Range \$13,975 to \$14,620:						
Deputy commissioner of education			1	13,975	1	13,975
GS-16. Range \$12,900 to \$13,760:						
Deputy commissioner of education	1	12,000				
Assistant commissioner for school assistance	1	12,600	1	13,545	1	13,760
Assistant commissioner for educational services			1	12,900	1	13,115
Assistant commissioner for research services			1	12,900	1	12,900
GS-15. Range \$11,610 to \$12,690:						
Assistant commissioner for vocational education	1	10,800	1	11,610	1	11,880
Assistant commissioner for State and local school systems	1	11,300				
Assistant commissioner for higher education	1	10,800	1	11,610	1	11,610
Assistant commissioner for international education	1	11,300	1	12,420	1	12,420
Deputy assistant commissioner for international education	1	11,800	1	12,600	1	12,690
Associate director, federally affected areas	1	11,300	1	12,150	1	12,420
Branch director, State and local school systems	2	22,850	2	23,490	2	23,760

CURRENT AUTHORIZATIONS—Continued

OFFICE OF EDUCATION—Continued

Salaries and Expenses, Office of Education—Continued

DETAIL OF PERSONAL SERVICES—continued

	1955 actual		1956 estimate		1957 estimate	
	Num-ber	Total salary	Num-ber	Total salary	Num-ber	Total salary
Departmental—Continued						
General schedule grades—Continued						
GS-15. Range \$11,610 to \$12,690—Con.						
Division director, higher education	1	\$11,800	1	\$12,690	2	\$24,300
Division director, publication services	1	10,800	1	11,610	1	11,880
Division director, research and statistics					1	11,610
Project director, research projects					2	23,220
Legislative adviser	1	10,800	1	11,610	1	11,880
Specialist in school legislation	1	11,300	1	12,420	1	12,420
GS-14. Range \$10,320 to \$11,395:						
Assistant director, vocational education	2	20,000	2	21,715	2	21,715
Assistant director, international education					1	10,320
Assistant director, research and statistics					1	10,320
Project director, research projects					5	51,600
Chief of branch, vocational education	4	40,600	4	43,645	4	43,860
Chief of section, school assistance in federally affected areas	3	30,200	3	33,110	3	33,325
Chief of section, State and local school systems	12	122,800	11	119,970	13	142,115
Chief of section, higher education	4	40,800	4	44,075	4	44,290
Chief of section, research and statistics	1	10,400	1	11,180	3	32,035
Specialist, higher education					2	20,640
Specialist, research planning					1	10,320
Library specialist in educational research					1	10,320
Chief statistician					1	10,320
Research consultant					5	51,600
Executive secretary, national advisory committee					1	10,320
Executive officer	1	10,000	1	10,750	1	10,965
Executive assistant, federally affected areas			1	10,320	1	10,320
GS-13. Range \$8,990 to \$10,065:						
Specialist, school assistance in federally affected areas	11	97,960	9	85,210	7	67,690
Specialist, vocational education	22	195,120	23	221,175	25	239,800
Specialist, State and local school systems	28	248,280	28	267,200	39	368,885
Specialist, higher education	5	45,000	4	38,110	8	74,285
Specialist, international education	3	25,680	3	27,615	5	46,240
Specialist, publications services	2	17,720	2	19,055	4	37,250
Specialist, research planning			1	9,635	1	9,635
Specialist, research and statistics	1	8,960	1	9,850	8	72,995
Specialist, library and reference					2	17,980
Specialist, research projects					3	26,970
Special assistant to the commissioner	1	8,360	1	10,320	1	10,320
Budget and fiscal officer	1	9,360	1	10,065	1	10,065
Chief, personnel and organization section	1	8,760	1	8,990	1	8,990
GS-12. Range \$7,570 to \$8,645:						
Specialist, school assistance in federally affected areas	3	22,320	5	39,355	5	39,570
Specialist, vocational education	4	32,560	3	26,365	3	25,075
Specialist, State and local school systems	2	14,880	2	16,215	2	16,430
Specialist, international education					1	7,570
Specialist, publications services			2	15,140	4	30,495
Specialist, research and statistics	2	15,080	2	16,430	2	16,645
Specialist, library and reference					2	15,140
Specialist, research projects					5	37,850
Statistician					1	7,785
Administrative assistant	1	7,640	1	7,570	1	7,570
Chief, budget service	1	7,440	1	8,215	1	8,215
GS-11. Range \$6,390 to \$7,465:						
Research assistant	6	38,040	6	41,135	12	80,120
Project analyst	9	56,060	9	60,950	7	47,740
Statistician	4	26,360	4	28,785	6	41,780
Editor	1	6,340	1	6,390	3	19,385
Budget analyst	1	6,140	1	6,390	1	6,605
Position classifier	1	6,540	1	6,390	1	6,390
Organization and methods analyst	1	6,140	1	6,390	1	6,605
Accountant					1	6,390
GS-9. Range \$5,440 to \$6,250:						
Research assistant	9	49,790	10	58,045	11	64,430
Analyst	7	39,795	11	62,405	21	117,750
Statistician	1	5,435	2	11,420	2	11,555
Editor	1	5,435				
Administrative assistant	1	5,810				
Fiscal analyst	1	5,185	1	5,440	1	5,440
Head, accounting and bookkeeping	1	5,435	1	5,980	1	6,115
Personnel assistant	1	5,435	1	5,980	1	6,115
GS-7. Range \$4,525 to \$5,335	29	134,320	24	122,775	33	164,985
GS-6. Range \$4,080 to \$4,890	19	80,605	20	91,995	24	109,800
GS-5. Range \$3,670 to \$4,480	49	186,715	50	206,450	71	288,110
GS-4. Range \$3,415 to \$3,925	75	259,885	77	285,905	107	391,075
GS-3. Range \$3,175 to \$3,685	13	40,270	14	46,990	19	63,215
GS-2. Range \$2,960 to \$3,470	4	13,000	5	17,565	5	17,565
GS-1. Range \$2,690 to \$3,200	3	8,780	2	6,315	2	6,400
Total permanent, departmental	367	2,205,685	375	2,422,465	533	3,459,240

DETAIL OF PERSONAL SERVICES—continued

	1955 actual		1956 estimate		1957 estimate	
	Num-ber	Total salary	Num-ber	Total salary	Num-ber	Total salary
Departmental—Continued						
Deduct lapses	31.9	\$208,761	11.5	\$86,584	41.1	\$261,235
Add net increase due to changes in pay scales for part of year		46,417				
Net permanent, departmental (average number, net salary)	335.1	2,043,341	363.5	2,335,881	491.9	3,198,005
Positions other than permanent:						
Temporary employment		27,472		45,274		
Intermittent employment		22,449		8,106		16,300
Regular pay above 52-week base		8,488		9,319		
Payment above basic rates: Overtime and holiday pay		2,636				
All personal services, departmental		2,104,386		2,398,580		3,214,305
Field:						
General schedule grades:						
GS-13. Range \$8,990 to \$10,065:						
Regional representative	9	82,440	9	89,080	9	89,510
Field representative	5	45,600	5	49,250	5	49,895
GS-12. Range \$7,570 to \$8,645:						
Associate field representative	22	161,480	21	169,720	15	120,860
GS-11. Range \$6,390 to \$7,465:						
Project analyst	1	7,140	1	7,680	1	7,680
GS-5. Range \$3,670 to \$4,480					2	8,150
GS-4. Range \$3,415 to \$3,925	16	56,560	14	53,165	13	50,260
GS-3. Range \$3,175 to \$3,685	6	20,100	6	21,345	5	17,830
Total permanent, field	59	373,320	58	398,255	50	344,185
Deduct lapses	1.6	4,153	1.6	12,517		2,065
Add net increase due to changes in pay scales for part of year		8,197				
Net permanent, field (average number, net salary)	57.4	377,364	56.4	385,708	50	342,120
Positions other than permanent: Temporary employment		1,564				
Regular pay above 52-week base		1,436		1,532		
Payment above basic rates: Overtime and holiday pay		176				
All personal services, field		380,540		387,240		342,120
01 Personal services		2,484,926		2,785,820		3,556,425

Salaries and Expenses, White House Conference on Education, Office of Education

DETAIL OF PERSONAL SERVICES

	1955 actual		1956 estimate		1957 estimate	
	Num-ber	Total salary	Num-ber	Total salary	Num-ber	Total salary
Departmental:						
Special positions at rates equal to or in excess of \$10,320:						
Conference director	1	\$12,500	1	\$12,500		
General schedule grades:						
GS-14. Range \$10,320 to \$11,395:						
Conference officer	1	9,600	1	10,320		
GS-13. Range \$8,990 to \$10,065:						
Conference officer	1	8,360	1	8,990		
GS-12. Range \$7,570 to \$8,645:						
Conference officer	1	7,040	1	7,570		
Associate conference representative	2	14,480	2	15,570		
GS-11. Range \$6,390 to \$7,465:						
State liaison officer			1	6,390		
GS-9. Range \$5,440 to \$6,250:						
Administrative assistant	1	5,185	1	5,710		
Research assistant	1	5,060				
GS-7. Range \$4,525 to \$5,335			2	9,185		
GS-6. Range \$4,080 to \$4,890	1	3,795	1	4,080		
GS-5. Range \$3,670 to \$4,480	4	14,765	2	8,555		
GS-4. Range \$3,415 to \$3,925	3	10,165	3	11,435		
GS-3. Range \$3,175 to \$3,685	5	14,750	6	19,815		
GS-2. Range \$2,960 to \$3,470	1	3,070				
Total permanent, departmental	22	108,770	22	120,120		
Deduct lapses	10.1	44,348	6.1	33,857		
Add net increase due to changes in pay scales for part of year		2,310				
Net permanent, departmental (average number, net salary)	11.9	66,732	15.9	86,263		
Positions other than permanent:						
Temporary employment		1,465		19,811		
Intermittent employment		9,611		20,840		
Regular pay above 52-week base		418		462		
Payment above basic rates: Overtime and holiday pay		1,208		1,500		
All personal services, departmental		79,434		128,876		

## DETAIL OF PERSONAL SERVICES—continued

Field:	1955 actual		1956 estimate		1957 estimate	
	Num-ber	Total salary	Num-ber	Total salary	Num-ber	Total salary
General schedule grades:						
GS-14. Range \$10,320 to \$11,395:						
Field technical services director and assistant conference director	1	\$9,600	1	\$10,320		
GS-13. Range \$8,990 to \$10,063:						
Field representative	1	8,360	1	8,990		
GS-12. Range \$7,570 to \$8,645:						
Field representative	3	21,120	3	22,710		
Total permanent, field	5	39,080	5	42,020		
Deduct lapses	3.4	28,131	1.6	16,514		
Add net increase due to changes in pay scales for part of year		755				
Net permanent, field (average number, net salary)	1.6	11,704	3.4	25,506		
Positions other than permanent: Temporary employment		373		828		
Regular pay above 52-week base		150		162		
All personal services, field		12,227		26,496		
01 Personal services		91,661		153,372		

## OFFICE OF VOCATIONAL REHABILITATION

## Salaries and Expenses, Office of Vocational Rehabilitation

## DETAIL OF PERSONAL SERVICES

Departmental:	1955 actual		1956 estimate		1957 estimate	
	Num-ber	Total salary	Num-ber	Total salary	Num-ber	Total salary
General schedule grades:						
GS-17. Range \$13,975 to \$14,620:						
Director			1	\$13,975	1	\$14,195
GS-16. Range \$12,900 to \$13,760:						
Director	1	\$12,400				
Deputy director	1	12,000	1	12,900	1	13,115
GS-15. Range \$11,610 to \$12,690:						
Assistant director (program planning and evaluation)	1	11,050	1	12,150	1	12,420
Assistant director (State administration development)			1	11,610	1	11,880
Assistant director (rehabilitation services)			1	11,610	1	11,610
GS-14. Range \$10,320 to \$11,395:						
Assistant director (State administration development)	1	10,600				
Chief, division of planning and evaluation	1	10,600				
Assistant director (management services)	1	10,200	1	10,965	1	11,180
Chief, division of State administration development	1	10,000	1	10,750	1	10,965
Special assistant to the director	1	9,800	1	10,750	1	10,965
Vocational rehabilitation adviser	1	9,800	1	10,535	1	10,750
Chief, division of training	1	9,600	1	10,320	1	10,535
Chief, division of services to the blind			1	10,320	1	10,535
Chief, division of general rehabilitation and placement services	1	10,600			1	10,320
GS-13. Range \$8,990 to \$10,065:						
Chief, division of publications and reports	1	9,360	1	10,280	1	10,280
Program planning consultant	1	9,360	1	10,065	1	10,065
Constructive accountant and fiscal accountant (supervisory)	1	9,360	1	10,065	1	10,065
Assistant chief, general rehabilitation and placement services	2	18,520	2	19,915	2	20,130
Program planning consultant	1	9,160				
Chief, division of budget and management	1	9,160				
Assistant chief, division of training	1	9,160	1	10,065	1	10,065
Chief, division of services to the blind	1	8,960				
Vocational rehabilitation adviser-specialist (blind)	1	8,960			1	8,990
Chief, division of research and special studies	1	8,760	1	9,420	1	9,635
Assistant chief, division of State plans, and grants	1	8,560	1	9,420	1	9,635
Administrative officer	1	8,560	1	9,420	1	9,635
Program planning consultant	1	8,560	1	9,420	1	9,420
Consultant in rehabilitation of deaf and hard of hearing, and speech impaired			1	8,990	1	9,205
Consultant, vending stands			1	8,990	1	8,990
Rehabilitation facilities specialist					1	8,990
Psychiatric social work consultant					1	8,990
GS-12. Range \$7,570 to \$8,645:						
Psychiatric social work consultant	1	8,040	1	8,645		
Consultant in rehabilitation of deaf and hard of hearing and speech impaired	1	7,640				
Vocational rehabilitation adviser-specialist (severely disabled)	1	7,440	1	8,215	1	8,430

## DETAIL OF PERSONAL SERVICES—continued

Departmental—Continued	1955 actual		1956 estimate		1957 estimate	
	Num-ber	Total salary	Num-ber	Total salary	Num-ber	Total salary
General schedule grades—Continued						
GS-12. Range \$7,570 to \$8,645—Con.						
Vocational rehabilitation adviser-specialist (placement)	1	\$7,440	1	\$8,215	1	\$8,215
Budget analyst	1	7,440	1	8,000	1	8,215
Vocational rehabilitation adviser-specialist (guidance, training and placement)	1	7,440			1	8,215
Research and statistics analyst	1	7,240	1	8,000	1	8,000
Vocational rehabilitation specialist (training)	1	7,240	2	15,570	2	15,785
Information specialist	2	14,280				
Vocational rehabilitation adviser-specialist (State plans)	1	7,040	1	7,570	1	7,785
Budget officer	1	7,040	1	7,570	1	7,785
Specialist, State administration (organization development)			1	7,570	1	7,785
Consulting psychologist—guidance and training			1	7,570	1	7,570
Vocational rehabilitation analyst, program review			1	7,570	1	7,570
Vocational rehabilitation adviser-specialist (small business enterprise and home employment)					1	7,570
Vocational rehabilitation adviser-specialist (blind)					3	22,710
Vocational rehabilitation adviser-specialist (training)					1	7,570
Rehabilitation facilities specialist					1	7,570
Information officer					1	7,570
Program analyst (supervisor)					1	7,570
Specialist, State administration (period reviews)					1	7,570
GS-11. Range \$6,390 to \$7,465:						
Vocational rehabilitation specialist (State surveys)	1	7,140	1	7,680	1	7,680
Blind rehabilitation specialist (rural)	1	6,940	1	7,680	1	7,680
Vocational rehabilitation specialist (blind)	1	6,940			1	6,390
Fiscal analyst	1	6,940	1	7,465	2	13,855
Assistant to the administrative officer	2	13,080	2	14,500	2	14,500
Organization and methods examiner	1	6,740				
Rehabilitation casework specialist	1	6,340	1	6,820	1	7,035
Vocational rehabilitation research analyst	1	5,940	1	6,390	1	6,605
Program analyst			1	6,390	1	6,390
Regional operations analyst			1	6,390	1	6,390
Rehabilitation analyst, sheltered workshop			1	6,390	1	6,390
Information specialist					1	6,390
Research analyst (statistical)					1	6,390
Rehabilitation analyst (eligibility, economic need, community resources)					1	6,390
Specialist, State administration (periodic review)					2	12,780
Specialist, State administration (organization development)					1	6,390
GS-10. Range \$5,915 to \$6,725:						
Business enterprise specialist	1	6,125	1	6,725	1	6,725
GS-9. Range \$5,440 to \$6,250:						
Executive secretary (National Advisory Council)	1	5,810	1	6,250	1	6,250
Supervisor, statistical unit	1	5,810	1	6,250	1	6,250
Budget analyst	2	11,620	2	12,500	2	12,635
Administrative assistant	1	5,655	1	6,250	1	6,250
Administrative assistant (State plan analyst)	2	10,120	2	11,150	2	11,420
Program analyst					1	5,440
GS-8. Range \$4,970 to \$5,780	1	5,370	1	5,780	1	5,915
GS-7. Range \$4,525 to \$5,335	6	28,730	6	31,200	7	35,995
GS-6. Range \$4,080 to \$4,890	4	17,555	4	19,020	5	23,910
GS-5. Range \$3,670 to \$4,480	14	54,740	17	71,165	21	86,385
GS-4. Range \$3,415 to \$3,925	16	54,640	14	52,230	23	83,560
GS-3. Range \$3,175 to \$3,685	14	45,460	11	39,090	14	48,785
GS-2. Range \$2,960 to \$3,470	1	2,750	1	2,960		
GS-1. Range \$2,690 to \$3,200	1	2,500				
Total permanent, departmental	111	648,345	108	684,705	146	906,825
Deduct lapses	30.4	179,882	7.4	48,581	15.6	88,356
Add net increase due to changes in pay scales for part of year		12,188				
Net permanent, departmental (average number, net salary)	80.6	480,651	100.6	636,124	130.4	818,469
Positions other than permanent: Intermittent employment		3,324		9,800		9,800
Regular pay above 52-week base		1,219		2,412		
Payment above base rates: Overtime pay		330		500		500
Other payments for personal services: Payments to other agencies for reimbursable details		25,736		42,661		42,661
All personal services, departmental		511,260		691,497		871,430
Field:						
General schedule grades:						
GS-14. Range \$10,320 to \$11,395:						
Regional program consultant and regional representative	2	20,000	2	21,500	9	94,170
Regional representative	7	64,520	7	68,090		
GS-12. Range \$7,570 to \$8,645:						
Assistant regional representative	9	66,960	8	63,785	9	72,430

CURRENT AUTHORIZATIONS—Continued

OFFICE OF VOCATIONAL REHABILITATION—Con.

Salaries and Expenses, Office of Vocational Rehabilitation—Con.

DETAIL OF PERSONAL SERVICES—continued

Table with columns for 1955 actual, 1956 estimate, and 1957 estimate, detailing personal services for the Office of Vocational Rehabilitation.

DETAIL OF PERSONAL SERVICES—continued

Table with columns for 1955 actual, 1956 estimate, and 1957 estimate, detailing personal services for the Control of Venereal Diseases, Public Health Service.

PUBLIC HEALTH SERVICE

Assistance to States, General, Public Health Service

DETAIL OF PERSONAL SERVICES

Table with columns for 1955 actual, 1956 estimate, and 1957 estimate, detailing personal services for the Office of Vocational Rehabilitation.

Control of Venereal Diseases, Public Health Service

DETAIL OF PERSONAL SERVICES

Table with columns for 1955 actual, 1956 estimate, and 1957 estimate, detailing personal services for the Control of Venereal Diseases, Public Health Service.



DETAIL OF PERSONAL SERVICES—continued

	1955 actual		1956 estimate		1957 estimate	
	Num- ber	Total salary	Num- ber	Total salary	Num- ber	Total salary
<b>Departmental—Continued</b>						
General schedule grades—Continued						
GS-11. Range \$6,390 to \$7,465:						
Financial operations officer	2	\$11,880	2	\$12,995	2	\$12,995
Organization and methods examiner	1	5,940	1	6,605	1	6,605
Public health program specialist	2	12,480	2	13,640	2	13,640
GS-9. Range \$5,440 to \$6,250:						
Administrative staff assistant	1	5,810	1	6,655	1	6,655
Financial operations officer	2	11,370	2	11,960	2	11,960
Organization and methods examiner	1	5,185	1	5,575	1	5,575
Program publication specialist	2	11,745	1	6,250	1	6,250
Property management specialist	1	5,435				
Public health program specialist	7	38,795	6	35,475	6	35,475
Scientist	1	5,810	1	5,440	1	5,440
GS-7. Range \$4,525 to \$5,335	6	27,105	9	43,020	9	43,020
GS-6. Range \$4,080 to \$4,890	3	12,885	7	31,800	7	31,800
GS-5. Range \$3,670 to \$4,480	16	63,935	14	58,400	14	58,400
GS-4. Range \$3,415 to \$3,925	13	46,955	13	50,430	13	50,430
GS-3. Range \$3,175 to \$3,685	2	6,460	1	3,515	1	3,515
Grades established by act of July 1, 1944 (42 U. S. C. 207):						
Assistant surgeon general	1	12,586	1	13,484	1	13,484
Director grade	1	10,708	3	34,023	3	34,023
Senior grade	2	16,782	1	7,890	1	7,890
Full grade	2	15,230	2	15,867	2	15,867
Senior assistant grade	1	7,274				
Total permanent, departmental	86	496,890	83	561,854	83	561,854
Deduct lapses	5.8	33,226	2.4	14,454	2.1	12,754
Add net increase due to changes in pay scales for part of year		11,361				
Net permanent, departmental (average number, net salary)	80.2	475,025	80.6	487,400	80.9	489,100
Positions other than permanent: Intermittent employment		3,550		3,500		3,500
Regular pay above 52-week base		1,667		1,700		
Payment above basic rates: Overtime and holiday pay		1,907				
All personal services, departmental		482,149		492,600		492,600
<b>Field:</b>						
General schedule grades:						
GS-14. Range \$10,320 to \$11,395:						
Scientist	1	\$10,000	2	\$21,070	2	\$21,070
GS-13. Range \$8,990 to \$10,065:						
Medical officer	1	8,760				
Public health program specialist	8	71,480	5	48,820	5	48,820
Scientist	1	8,760	1	8,990	1	8,990
GS-12. Range \$7,570 to \$8,645:						
Medical officer	1	7,440				
Public health program specialist	11	82,040	16	128,000	16	128,000
Scientist	7	52,280	6	48,645	6	48,645
GS-11. Range \$6,390 to \$7,465:						
Public health program specialist	22	139,480	21	143,220	21	143,220
Scientist	5	31,700	4	26,635	4	26,635
GS-9. Range \$5,440 to \$6,250:						
Public health program specialist	41	217,960	72	407,610	72	407,610
Scientist	3	15,930	3	17,670	3	17,670
GS-7. Range \$4,525 to \$5,335	96	427,555	71	341,930	71	341,930
GS-5. Range \$3,670 to \$4,480	11	40,355	9	37,485	9	37,485
GS-4. Range \$3,415 to \$3,925	14	47,410	12	44,210	12	44,210
GS-3. Range \$3,175 to \$3,685	4	13,000	4	13,635	4	13,635
GS-2. Range \$2,960 to \$3,470	2	6,300	2	6,430	2	6,430
GS-1. Range \$2,690 to \$3,200	14	40,600	11	34,265	11	34,265
Grades established by act of July 1, 1944 (42 U. S. C. 207):						
Director grade	1	10,708	2	22,277	2	22,277
Senior grade	6	55,504	3	29,343	3	29,343
Full grade	14	111,084	12	98,909	12	98,909
Senior assistant grade	21	141,268	11	77,845	11	77,845
Assistant grade	3	18,202	19	112,713	19	112,713
Total permanent, field	287	1,557,846	286	1,669,702	286	1,669,702
Deduct lapses	24.7	132,016	21	122,702	20	116,502
Add net increase due to changes in pay scales for part of year		28,792				
Net permanent, field (average number, net salary)	262.3	1,454,622	265	1,547,000	266	1,553,200
Positions other than permanent: Temporary employment		84,338		180,600		180,600
Regular pay above 52-week base		4,732		6,200		
Payment above basic rates: Overtime and holiday pay		251				
Nightwork differential		209				
Living and quarters allowance		3,230		2,600		2,600
All personal services, field		1,547,382		1,736,400		1,736,400
01 Personal services		2,029,531		2,229,000		2,229,000

Control of Tuberculosis, Public Health Service

DETAIL OF PERSONAL SERVICES

	1955 actual		1956 estimate		1957 estimate	
	Num- ber	Total salary	Num- ber	Total salary	Num- ber	Total salary
<b>Departmental:</b>						
General schedule grades:						
GS-14. Range \$10,320 to \$11,395:						
Medical officer					1	\$10,320
Program publication specialist	1	\$9,600				
Public health program specialist	3	29,600	4	\$42,570	4	42,570
Scientist					1	10,320
GS-13. Range \$8,990 to \$10,065:						
Organization and methods examiner	1	8,760	1	9,635	1	9,635
Public health program specialist	3	27,280	4	38,110	4	38,110
Scientist	1	8,960	2	18,625	2	18,625
GS-12. Range \$7,570 to \$8,645:						
Administrative officer					1	7,570
Program publication specialist					1	7,570
Public health program specialist	3	21,520	4	31,140	4	31,140
Scientist	5	38,600	3	25,075	3	25,075
GS-11. Range \$6,390 to \$7,465:						
Administrative officer	1	6,940				
Financial operations officer	1	6,140				
Program publication specialist	1	6,540				
Public health program specialist	2	12,080	3	19,385	3	19,385
Scientist	2	13,280	3	20,460	3	20,460
GS-9. Range \$5,440 to \$6,250:						
Administrative staff assistant	2	10,495	2	12,095	2	12,095
Nurse					2	10,880
Program publication specialist	2	10,370	3	16,860	3	16,860
Public health program specialist	7	37,480	7	41,725	7	41,725
Scientist	12	65,720	10	59,665	10	59,665
GS-7. Range \$4,525 to \$5,335	6	27,105	7	34,240	7	34,240
GS-6. Range \$4,080 to \$4,890	6	25,895	7	32,340	7	32,340
GS-5. Range \$3,670 to \$4,480	25	96,875	22	92,080	22	92,080
GS-4. Range \$3,415 to \$3,925	21	73,635	23	87,130	25	93,960
GS-3. Range \$3,175 to \$3,685	17	55,590	15	52,385	17	58,735
GS-2. Range \$2,960 to \$3,470	1	3,150	1	3,385	1	3,385
GS-1. Range \$2,690 to \$3,200	2	5,640	2	6,230	2	6,230
Grades established by act of July 1, 1944 (42 U. S. C. 207):						
Assistant surgeon general	1	15,386	1	16,088	1	16,088
Director grade	5	53,483	4	46,015	4	46,015
Senior grade	2	16,371	3	25,432	3	25,432
Full grade	5	35,945	7	59,928	7	59,928
Senior assistant grade	5	33,099	4	29,339	4	29,339
Assistant grade	1	5,146	1	5,712	1	5,712
Total permanent, departmental	144	760,685	145	840,789	153	885,489
Deduct lapses	12.3	65,117	5.8	33,889	6.5	37,489
Add net increase due to changes in pay scales for part of year		15,430				
Net permanent, departmental (average number, net salary)	131.7	710,998	139.2	806,900	146.5	848,000
Positions other than permanent: Temporary employment		2,521		1,000		1,000
Intermittent employment		28,721		31,000		34,000
Regular pay above 52-week base		2,973		3,000		
Payment above basic rates: Overtime and holiday pay		2,675				
All personal services, departmental		747,888		841,900		883,000
<b>Field:</b>						
General schedule grades:						
GS-13. Range \$8,990 to \$10,065:						
Public health program specialist			2	20,130	2	20,130
Scientist					1	8,990
GS-12. Range \$7,570 to \$8,645:						
Engineer	1	7,440	1	8,000	1	8,000
Scientist	1	7,440	1	7,570	1	7,570
GS-11. Range \$6,390 to \$7,465:						
Scientist	3	19,220	2	14,285	2	14,285
GS-9. Range \$5,440 to \$6,250:						
Public health program specialist			2	10,880	2	10,880
Scientist	2	10,495	2	10,880	2	10,880
GS-7. Range \$4,525 to \$5,335	7	31,185	6	28,230	8	37,280
GS-6. Range \$4,080 to \$4,890	5	20,725	5	22,965	5	22,965
GS-5. Range \$3,670 to \$4,480	3	10,980	1	3,670	3	11,010
GS-4. Range \$3,415 to \$3,925	7	24,625	8	29,615	9	33,030
GS-3. Range \$3,175 to \$3,685	2	6,060	6	19,560	7	22,735
GS-2. Range \$2,960 to \$3,470	9	27,310	9	27,660	11	33,580
GS-1. Range \$2,690 to \$3,200	9	26,020	9	28,035	17	49,555
Grades established by act of July 1, 1944 (42 U. S. C. 207):						
Director grade	2	22,838	4	48,203	4	48,203
Senior grade	8	74,937	3	29,026	3	29,026
Full grade	4	32,144				
Senior assistant grade	4	24,730	2	14,341	2	14,341
Assistant grade			5	30,223	5	30,223
Junior assistant grade	2	9,548				
Ungraded positions at annual rates:						
Rates of \$5,440 or above:						
Scientist	1	6,000	1	6,000	1	6,000
Rates less than \$5,440	7	20,370	7	20,519	7	20,519
Total permanent, field	77	382,067	77	385,367	94	444,777
Deduct lapses	8.4	41,482	7.6	38,367	9.6	45,777

## CURRENT AUTHORIZATIONS—Continued

## PUBLIC HEALTH SERVICE—Continued

## Control of Tuberculosis, Public Health Service—Continued

## DETAIL OF PERSONAL SERVICES—continued

	1955 actual		1956 estimate		1957 estimate	
	Num-ber	Total salary	Num-ber	Total salary	Num-ber	Total salary
Field—Continued						
Add net increase due to changes in pay scales for part of year.....		\$6,216				
Net permanent, field (average number, net salary).....	68.6	346,801	69.4	\$347,000	84.4	\$399,000
Regular pay above 52-week base.....		1,470		1,400		
Payment above basic rates:						
Overtime and holiday pay.....		1,460				
Living and quarters allowance.....		4,901		6,700		6,700
All personal services, field.....		354,632		355,100		405,700
01 Personal services.....		1,102,520		1,197,000		1,288,700

## Control of Communicable Diseases, Public Health Service

## DETAIL OF PERSONAL SERVICES

	1955 actual		1956 estimate		1957 estimate	
	Num-ber	Total salary	Num-ber	Total salary	Num-ber	Total salary
Departmental:						
General schedule grades:						
GS-14. Range \$10,320 to \$11,395:						
Chief of branch.....	1	\$9,600	1	\$10,320	1	\$10,320
Medical officer.....	1	10,965	1	10,965	1	10,965
GS-13. Range \$8,990 to \$10,065:						
Public health program specialist.....	1	8,560	4	37,035	2	19,055
GS-12. Range \$7,570 to \$8,645:						
Administrative staff assistant.....	1	7,440	1	8,000	1	8,000
Financial operations officer.....	1	7,840	1	8,430	1	8,430
Organization and methods examiner.....	1	7,640	1	8,215	1	8,215
Program publication specialist.....	2	16,000	1	7,785	1	7,785
Statistician.....	1	8,000	1	8,000	1	8,000
GS-11. Range \$6,390 to \$7,465:						
Administrative staff assistant.....	1	6,940	1	7,465	1	7,465
Financial operations officer.....	1	6,140	1	6,605	1	6,605
Public health program specialist.....	2	14,500	2	14,500	2	14,500
GS-9. Range \$5,440 to \$6,250:						
Public health program specialist.....	1	5,810	2	12,095	2	12,095
Statistician.....	1	5,440	1	5,440	1	5,440
GS-5. Range \$3,670 to \$4,480:						
Organization and methods examiner.....	2	7,445	7	27,040	4	15,760
GS-4. Range \$3,415 to \$3,925:						
Organization and methods examiner.....	4	13,660	3	10,500	3	10,500
GS-3. Range \$3,175 to \$3,685:						
Statistician.....	2	6,775	2	6,775	2	6,775
Grades established by act of July 1, 1944 (42 U. S. C. 207):						
Assistant surgeon general.....	1	13,430	1	14,029	1	14,029
Director grade.....	1	12,027	1	12,027	1	12,027
Senior assistant grade.....	1	6,918	1	6,918	1	6,918
Total permanent, departmental.....	11	80,845	35	233,519	26	176,479
Deduct lapses.....	1.3	10,577	2.4	17,364	1.5	15,309
Add net increase due to changes in pay scales for part of year.....		1,423				
Net permanent, departmental (average number, net salary).....	9.7	71,691	32.6	216,155	24.5	161,170
Positions other than permanent:						
Temporary employment.....				7,200		1,000
Intermittent employment.....				2,200		1,500
Regular pay above 52-week base.....		258		631		
Payment above basic rates: Overtime and holiday pay.....		74		103		103
All personal services, departmental.....		72,023		226,289		163,773
Field:						
General schedule grades:						
GS-14. Range \$10,320 to \$11,395:						
Medical officer.....	1	9,800	2	21,070	2	21,070
Scientist.....	3	29,200	3	31,390	3	31,390
GS-13. Range \$8,990 to \$10,065:						
Chief of section.....	1	8,990	1	8,990	1	8,990
Engineer.....	1	8,560	1	9,205	1	9,205
Information specialist.....	1	8,990	1	8,990	1	8,990
Medical and scientific illustrator.....	1	8,960	1	9,635	1	9,635
Medical officer.....	1	8,990	1	8,990	1	8,990
Personnel officer.....	1	8,560	1	9,205	1	9,205
Scientist.....	3	25,880	3	28,475	3	28,475
GS-12. Range \$7,570 to \$8,645:						
Administrative officer.....	1	7,570	1	7,570	1	7,570
Chief of section.....	3	22,520	2	16,000	2	16,000
Engineer.....	1	7,440	1	8,000	1	8,000
Medical and scientific illustrator.....	2	15,880	2	17,290	2	17,290
Program publication specialist.....	1	7,240	1	8,000	1	8,000
Public health program specialist.....	3	23,120	3	25,290	3	25,290
Scientist.....	5	36,400	6	47,140	6	47,140
GS-11. Range \$6,390 to \$7,465:						
Administrative officer.....	1	6,540				
Assistant chief of section.....	3	19,020	3	20,675	3	20,675
Engineer.....	1	6,740	1	7,250	1	7,250
Financial operations officer.....	1	6,540	1	7,250	1	7,250

## DETAIL OF PERSONAL SERVICES—continued

	1955 actual		1956 estimate		1957 estimate	
	Num-ber	Total salary	Num-ber	Total salary	Num-ber	Total salary
Field—Continued						
General schedule grades—Continued						
GS-11. Range \$6,390 to \$7,465—Con.						
Librarian.....	1	\$6,140	1	\$6,605	1	\$6,605
Medical and scientific illustrator.....	5	31,900	5	34,745	5	34,745
Organization and methods examiner.....	1	6,940	1	7,680	1	7,680
Personnel officer.....	1	6,340	1	7,035	1	7,035
Property management specialist.....	1	6,340	1	7,035	1	7,035
Public health program specialist.....	2	13,280	2	14,500	2	14,500
Scientist.....	8	50,120	8	54,560	8	54,560
Statistician.....	1	6,740	2	13,855	2	13,855
GS-10. Range \$5,915 to \$6,725:						
Property management specialist.....	1	6,250	1	6,725	1	6,725
GS-9. Range \$5,440 to \$6,250:						
Administrative staff assistant.....	3	16,680	3	18,345	3	18,345
Financial operations officer.....	1	5,560	1	6,115	1	6,115
Maintenance craftsman.....	1	5,310	1	5,845	1	5,845
Medical and scientific illustrator.....	6	33,485	6	36,420	6	36,420
Medical officer.....	1	5,060	1	5,440	1	5,440
Office machine operator.....	1	5,060	1	5,440	1	5,440
Organization and methods examiner.....	4	21,615	4	23,515	4	23,515
Personnel officer.....	3	15,680	3	17,130	3	17,130
Program publication specialist.....	2	10,370	2	11,285	2	11,285
Public health program specialist.....	15	79,150	15	85,920	15	85,920
Scientist.....	1	5,810	1	6,385	1	6,385
Statistician.....	1	5,245	1	5,645	1	5,645
GS-8. Range \$4,970 to \$5,780:						
Financial operations officer.....	27	123,660	37	181,465	37	181,465
GS-6. Range \$4,080 to \$4,890:						
Medical and scientific illustrator.....	23	97,035	22	100,830	22	100,830
GS-5. Range \$3,670 to \$4,480:						
Medical and scientific illustrator.....	60	226,225	62	251,705	62	251,705
GS-4. Range \$3,415 to \$3,925:						
Medical and scientific illustrator.....	89	314,095	99	377,015	99	377,015
GS-3. Range \$3,175 to \$3,685:						
Medical and scientific illustrator.....	116	371,240	102	355,215	102	355,215
GS-2. Range \$2,960 to \$3,470:						
Medical and scientific illustrator.....	36	104,200	33	104,735	33	104,735
GS-1. Range \$2,690 to \$3,200:						
Medical and scientific illustrator.....	38	107,160	38	114,885	38	114,885
Grades established by act of July 1, 1944 (42 U. S. C. 207):						
Director grade.....	16	169,120	15	172,167	15	172,167
Senior grade.....	36	300,717	43	383,601	43	383,601
Full grade.....	53	397,145	49	397,679	49	397,679
Senior assistant grade.....	61	394,764	72	500,029	72	500,029
Assistant grade.....	32	180,168	30	169,869	30	169,869
Junior assistant grade.....	9	43,390	9	44,635	9	44,635
Ungraded positions at annual rates of \$5,440 and above: Medical officer.....	1	14,000	1	14,000	1	14,000
Ungraded positions at hourly rates equivalent to less than \$5,440.....	66	214,328	61	215,711	61	215,711
Total permanent, field.....	754	3,642,722	770	4,069,756	770	4,069,756
Deduct lapses.....	106.3	462,509	77.2	374,379	71.7	348,497
Add net increase due to changes in pay scales for part of year.....		69,320				
Net permanent, field (average number, net salary).....	647.7	3,249,533	692.8	3,695,377	698.3	3,721,259
Positions other than permanent:						
Temporary employment.....		26,354		20,420		20,420
Intermittent employment.....		11,666		12,000		12,000
Regular pay above 52-week base.....		8,299		9,769		
Payment above basic rates:						
Overtime and holiday pay.....		3,246		5,640		5,640
Nightwork differential.....		396		380		380
Additional pay for service abroad.....		6,257		4,057		4,057
Additional pay for flight pay.....		200		200		200
Other payments for personal services:						
Casual workers.....		1,348		1,000		1,000
Payments to prison inmates.....		1,922		2,000		2,000
All personal services, field.....		3,309,221		3,750,843		3,766,956
01 Personal services.....		3,381,244		3,977,132		3,930,729

## Sanitary Engineering Activities, Public Health Service

## DETAIL OF PERSONAL SERVICES

	1955 actual		1956 estimate		1957 estimate	
	Num-ber	Total salary	Num-ber	Total salary	Num-ber	Total salary
Departmental:						
General schedule grades:						
GS-15. Range \$11,610 to \$12,690:						
Public health program specialist.....			1	\$11,610	1	\$11,610
GS-14. Range \$10,320 to \$11,395:						
Engineer.....			1	10,320	1	10,320
Public health program specialist.....			2	\$20,200	1	10,965
GS-13. Range \$8,990 to \$10,065:						
Administrative officer.....			1	7,040	2	17,980
Engineer.....			1	8,760	2	18,840
Financial operations officer.....			1	8,990	1	8,990
Public health program specialist.....			3	27,400	3	27,400
Scientist.....			1	9,635	1	9,635
Statistician.....			1	8,990	1	8,990
GS-12. Range \$7,570 to \$8,645:						
Financial operations officer.....			1	7,640	2	15,785
Information specialist.....			1	7,440	1	8,215
GS-11. Range \$6,390 to \$7,465:						
Administrative officer.....			1	6,740	1	7,465
Administrative staff assistant.....			1	6,390	1	6,390
Financial operations officer.....			1	6,340	1	7,035
Public health program specialist.....			2	12,580	1	6,820

DETAIL OF PERSONAL SERVICES—continued

	1955 actual		1956 estimate		1957 estimate	
	Num-ber	Total salary	Num-ber	Total salary	Num-ber	Total salary
<b>Departmental—Continued</b>						
<b>General schedule grades—Continued</b>						
GS-9. Range \$5,440 to \$6,250:						
Administrative staff assistant.....	1	\$5,685	1	\$6,115	1	\$6,115
Scientist.....						
GS-8. Range \$4,970 to \$5,780.....	1	5,120	1	5,645	1	5,645
GS-7. Range \$4,525 to \$5,335.....	7	32,685	6	30,255	6	30,255
GS-6. Range \$4,080 to \$4,890.....	5	21,850	7	31,800	7	31,800
GS-5. Range \$3,670 to \$4,480.....	23	89,680	34	139,415	35	143,085
GS-4. Range \$3,415 to \$3,925.....	17	57,495	17	60,690	18	64,105
GS-3. Range \$3,175 to \$3,685.....	9	26,710	10	32,345	10	32,345
GS-1. Range \$2,690 to \$3,200.....	1	3,032	1	3,285	1	3,285
Grades established by act of July 1, 1944 (42 U. S. C. 207):						
Director grade.....	17	162,306	23	242,178	23	242,178
Senior grade.....	9	72,092	14	119,557	16	135,371
Full grade.....	9	64,313	11	85,483	13	99,109
Senior assistant grade.....	18	112,654	9	57,545	11	68,979
Assistant grade.....			2	9,429	2	9,429
Junior assistant grade.....	2	8,536	5	20,930	5	20,930
Total permanent, departmental.....	129	738,898	162	1,026,552	170	1,074,511
Deduct lapses.....	12	62,090	11	66,966	9	56,756
Add net increase due to changes in pay scales for part of year.....		13,138				
Net permanent, departmental.....	117	689,946	151	959,586	161	1,017,755
Positions other than permanent:						
Temporary employment.....		1,359		6,000		6,565
Intermittent employment.....		3,746		5,700		5,700
Regular pay above 52-week base.....		1,171		1,834		
Payment above basic rates: Overtime and holiday pay.....		2,548				1,700
All personal services, departmental.....		698,770		974,820		1,031,720
<b>Field:</b>						
Special positions at rates equal to or in excess of \$11,610:						
Scientist.....	2	28,000	2	28,000	2	28,000
General schedule grades:						
GS-15. Range \$11,610 to \$12,690:						
Chief of section.....	1	11,300	1	12,150	1	12,150
Engineer.....				11,610		11,610
Scientist.....				11,610		11,610
GS-14. Range \$10,320 to \$11,395:						
Engineer.....	3	31,000	4	43,860	5	54,180
Scientist.....	1	10,200	1	10,965	2	21,285
GS-13. Range \$8,990 to \$10,065:						
Administrative officer.....	1	8,560	1	9,420	1	9,420
Engineer.....	4	35,440	7	65,295	7	65,295
Public health program specialist.....						8,990
Scientist.....	11	96,195	17	157,560	18	166,550
GS-12. Range \$7,570 to \$8,645:						
Information specialist.....				7,570		7,570
Engineer.....	2	14,380	5	40,000	5	40,000
Personnel officer.....				7,785		7,785
Scientist.....	10	74,511	13	102,065	14	109,635
Statistician.....				7,570		15,140
GS-11. Range \$6,390 to \$7,465:						
Engineer.....				6,390		19,170
Financial operations officer.....				6,390		6,390
Personnel officer.....	1	6,740				
Public health program specialist.....						6,390
Scientist.....	12	75,098	10	67,340	11	73,730
Statistician.....	1	6,140	1	6,390	1	6,390
GS-9. Range \$5,440 to \$6,250:						
Engineer.....				5,440		10,880
Financial operations officer.....	1	5,810				
Inspector.....	1	5,245	1	5,980	1	5,980
Librarian.....	1	5,060	1	5,440	1	5,440
Personnel officer.....				5,575		5,575
Program publication specialist.....				5,575		5,575
Property management specialist.....	2	10,730	2	11,555	2	11,555
Public health program specialist.....	1	5,810	2	11,690	3	17,130
Scientist.....	13	67,018	14	79,800	14	79,800
Statistician.....				5,440		5,440
GS-8. Range \$4,970 to \$5,780.....	6	31,720	6	34,545	6	34,545
GS-7. Range \$4,525 to \$5,335.....	15	69,665	14	67,805	14	67,805
GS-6. Range \$4,080 to \$4,890.....			2	8,700	2	8,700
GS-5. Range \$3,670 to \$4,480.....	22	85,600	29	120,190	38	153,220
GS-4. Range \$3,415 to \$3,925.....	42	144,329	56	206,795	59	217,040
GS-3. Range \$3,175 to \$3,685.....	21	64,500	31	101,635	34	111,160
GS-2. Range \$2,960 to \$3,470.....	9	27,362	12	37,985	12	37,985
GS-1. Range \$2,690 to \$3,200.....	4	10,532	4	11,440	4	11,440
Grades established by act of July 1, 1944 (42 U. S. C. 207):						
Director grade.....	15	137,481	8	85,105	8	85,105
Senior grade.....	27	219,305	35	305,413	38	332,320
Full grade.....	13	88,354	21	160,629	24	182,894
Senior assistant grade.....	16	101,155	21	130,300	26	164,135
Assistant grade.....	7	35,482	13	63,935	18	91,823
Junior assistant grade.....	3	12,599	11	46,538	14	59,342
Ungraded positions at hourly rates equivalent to less than \$5,440.....						
	20	65,310	29	102,650	29	102,650
Total permanent, field.....	288	1,590,631	385	2,222,130	431	2,488,829
Deduct lapses.....	24	128,047	33	190,616	36	208,918
Add net increase due to changes in pay scales for part of year.....		38,906				
Net permanent, field (average number, net salary).....	264	1,501,490	352	2,031,514	395	2,279,911
Positions other than permanent:						
Temporary employment.....		21,728		27,000		30,589
Intermittent employment.....		12,061				11,200
Regular pay above 52-week base.....		3,554		5,386		

DETAIL OF PERSONAL SERVICES—continued

	1955 actual		1956 estimate		1957 estimate	
	Num-ber	Total salary	Num-ber	Total salary	Num-ber	Total salary
<b>Field—Continued</b>						
Payment above basic rates: Overtime and holiday pay.....						
		\$3,153		\$3,000		\$3,000
All personal services, field.....		1,541,986		2,066,900		2,324,700
01 Personal services.....		2,240,756		3,041,720		3,356,420
<b>Disease and Sanitation Investigations and Control, Territory of Alaska, Public Health Service</b>						
DETAIL OF PERSONAL SERVICES						
	1955 actual		1956 estimate		1957 estimate	
	Num-ber	Total salary	Num-ber	Total salary	Num-ber	Total salary
<b>Departmental:</b>						
General schedule grades:						
GS-7. Range \$4,525 to \$5,335.....	1	\$4,955	1	\$5,335	1	\$5,335
GS-5. Range \$3,670 to \$4,480.....	1	3,410				
GS-3. Range \$3,175 to \$3,685.....			1	3,175	1	3,175
Total permanent, departmental.....	2	8,365	2	8,510	2	8,510
Deduct lapses.....		1,235		621		621
Add net increase due to changes in pay scales for part of year.....		115				
Net permanent, departmental.....	2	7,245	2	7,889	2	7,889
Regular pay above 52-week base.....		33		31		
All personal services, departmental.....		7,278		7,920		7,889
<b>Field:</b>						
General schedule grades:						
GS-14. Range \$10,320 to \$11,395:						
Scientist.....	1	10,200	1	10,965	1	10,965
GS-12. Range \$7,570 to \$8,645:						
Administrative officer.....	1	7,840	1	8,430	1	8,430
Scientist.....	1	7,240	1	7,570	1	7,570
GS-11. Range \$6,390 to \$7,465:						
Librarian.....	1	6,340	1	6,820	1	6,820
Scientist.....			1	6,390	1	6,390
GS-9. Range \$5,440 to \$6,250:						
Nurse.....			1	5,845	1	5,845
Research technician.....	1	5,560	1	5,980	1	5,980
Scientist.....	2	10,120	2	11,015	2	11,015
GS-7. Range \$4,525 to \$5,335.....	1	4,205	4	18,505	4	18,505
GS-6. Range \$4,080 to \$4,890.....			1	4,215	1	4,215
GS-5. Range \$3,670 to \$4,480.....	8	30,155	7	28,525	7	28,525
GS-4. Range \$3,415 to \$3,925.....	4	13,600	6	22,020	6	22,020
GS-3. Range \$3,175 to \$3,685.....	3	9,170	3	9,780	3	9,780
GS-2. Range \$2,960 to \$3,470.....	7	19,490	5	15,355	5	15,355
GS-1. Range \$2,690 to \$3,200.....			4	11,270	4	11,270
Grades established by act of July 1, 1944 (42 U. S. C. 207):						
Director grade.....	1	10,325	1	10,998	1	10,998
Senior grade.....	7	58,939	4	34,962	4	34,962
Full grade.....	7	52,676	3	26,022	3	26,022
Senior assistant grade.....	6	35,978	8	51,553	8	51,553
Assistant grade.....	5	26,042	1	5,730	1	5,730
Ungraded positions at annual rates of less than \$5,440.....						
	1	4,300	1	4,300	1	4,300
Total permanent, field.....	57	312,240	57	306,250	57	306,250
Deduct lapses.....	9	44,143	4	21,949	4	21,249
Add net increase due to changes in pay scales for part of year.....		5,662				
Net permanent, field.....	48	273,759	53	284,301	53	285,001
Positions other than permanent:						
Temporary employment.....		7,617		10,000		10,000
Intermittent employment.....				2,000		2,000
Regular pay above 52-week base.....		477		669		
Payment above basic rates:						
Overtime and holiday pay.....		1,183		3,260		3,260
Living and quarters allowance.....		16,944		32,870		32,870
Additional pay for service abroad.....		29,205		43,380		43,380
All personal services, field.....		329,185		376,480		376,511
01 Personal services.....		336,463		384,400		384,400
<b>Grants for Hospital Construction, Public Health Service</b>						
DETAIL OF PERSONAL SERVICES						
	1955 actual		1956 estimate		1957 estimate	
	Num-ber	Total salary	Num-ber	Total salary	Num-ber	Total salary
<b>Departmental:</b>						
General schedule grades:						
GS-14. Range \$10,320 to \$11,395:						
Assistant chief of branch.....			1	\$10,320	1	\$10,320
Public health program specialist.....			2	20,640	2	20,640
GS-13. Range \$8,990 to \$10,065:						
Public health program specialist.....			2	17,980	2	17,980

CURRENT AUTHORIZATIONS—Continued

PUBLIC HEALTH SERVICE—Continued

Grants for Hospital Construction, Public Health Service—Con.

DETAIL OF PERSONAL SERVICES—continued

	1955 actual		1956 estimate		1957 estimate	
	Num-ber	Total salary	Num-ber	Total salary	Num-ber	Total salary
Departmental—Continued						
General schedule grades—Continued						
GS-12. Range \$7,570 to \$8,645:						
Public health program specialist.....	1	\$7,570	1	\$7,570	1	\$7,570
GS-5. Range \$3,670 to \$4,480.....	2	7,340	2	7,340	2	7,340
GS-4. Range \$3,415 to \$3,925.....	2	6,830	2	6,830	2	6,830
Grades established by act of July 1, 1944 (42 U. S. C. 207):						
Director grade.....	2	20,796	2	20,796	2	20,796
Total permanent, departmental.....	12	91,476	12	91,476	12	91,476
Deduct lapses.....	4	27,446				2,746
Net permanent, departmental (average number, net salary).....			8	64,030	12	88,730
Positions other than permanent: Temporary employment.....					10,000	6,000
Regular pay above 52-week base.....					270	
<b>01 Personal services.....</b>			<b>74,300</b>		<b>94,730</b>	

Salaries and Expenses, Hospital Construction Services, Public Health Service

DETAIL OF PERSONAL SERVICES

	1955 actual		1956 estimate		1957 estimate	
	Num-ber	Total salary	Num-ber	Total salary	Num-ber	Total salary
Departmental:						
General schedule grades:						
GS-15. Range \$11,610 to \$12,690:						
Chief of branch.....	1	\$11,610	1	\$11,610	1	\$11,610
GS-14. Range \$10,320 to \$11,395:						
Assistant chief of branch.....	1	10,600	2	20,640	2	20,640
Public health program specialist.....	1	9,600	1	10,320	1	10,320
GS-13. Range \$8,990 to \$10,065:						
Assistant chief of branch.....	1	8,960				
Chief of section.....	3	27,080	4	37,465	4	37,465
Engineer.....	4	34,640	4	37,895	5	46,885
Medical staff assistant.....	1	8,990	1	8,990	1	8,990
Public health program specialist.....	2	16,920	3	27,400	3	27,400
GS-12. Range \$7,570 to \$8,645:						
Architect.....	6	48,240	6	49,720	6	49,720
Chief of section.....	1	8,040				
Engineer.....					2	15,140
Program publication specialist.....	1	8,040	1	8,645	1	8,645
Public health program specialist.....	3	22,520	4	32,215	4	32,215
Administrative officer.....	1	7,040	1	7,570	1	7,570
Financial operations officer.....			1	7,785	1	7,785
Medical and scientific illustrator.....			1	7,570	1	7,570
Medical staff assistant.....	1	7,640				
GS-11. Range \$6,390 to \$7,465:						
Architect.....	1	5,940	1	6,605	1	6,605
Financial operations officer.....	1	6,740				
Medical and scientific illustrator.....	1	6,540				
Public health program specialist.....	2	11,880	3	19,385	3	19,385
GS-9. Range \$5,440 to \$6,250:						
Administrative staff assistant.....	1	5,060	1	5,575	1	5,575
Financial operations officer.....	1	5,310	1	5,440	1	5,440
Medical and scientific illustrator.....	1	5,810	1	6,385	1	6,385
Program publication specialist.....			1	5,440	1	5,440
Public health program specialist.....	4	22,240	3	18,615	3	18,615
Statistician.....	1	5,185	1	5,710	1	5,710
GS-7. Range \$4,525 to \$5,335.....	3	12,990	5	24,110	5	24,110
GS-6. Range \$4,080 to \$4,890.....	3	13,135	2	9,510	2	9,510
GS-5. Range \$3,670 to \$4,480.....	13	50,340	13	55,000	13	55,000
GS-4. Range \$3,415 to \$3,925.....	12	41,235	13	48,900	13	48,900
GS-3. Range \$3,175 to \$3,685.....	8	24,960	8	26,590	8	26,590
GS-2. Range \$2,960 to \$3,470.....	1	3,070	1	3,470	1	3,470
GS-1. Range \$2,690 to \$3,200.....	3	8,620	3	9,600	3	9,600
Grades established by act of July 1, 1944 (42 U. S. C. 207):						
Assistant surgeon general.....	1	13,786	1	14,274	1	14,274
Director grade.....	6	61,826	5	55,866	5	55,866
Senior grade.....	3	24,022	4	34,235	5	42,535
Full grade.....	2	13,360	6	44,897	6	44,897
Junior assistant grade.....			1	4,952	1	4,952
Total permanent, departmental.....	93	551,369	104	672,384	108	704,814
Deduct lapses.....	5.7	33,477	2.5	21,118	4	25,169
Add net increase due to changes in pay scales for part of year.....						11,853
Net permanent, departmental (average number, net salary).....			87.3	529,745	104.5	679,645
Positions other than permanent: Temporary employment.....				5,565		6,000
Regular pay above 52-week base.....				1,656		1,994
<b>All personal services, departmental.....</b>		<b>536,966</b>		<b>659,260</b>		<b>685,645</b>

DETAIL OF PERSONAL SERVICES—continued

Field:	1955 actual		1956 estimate		1957 estimate	
	Num-ber	Total salary	Num-ber	Total salary	Num-ber	Total salary
General schedule grades:						
GS-15. Range \$11,610 to \$12,690:						
Public health program specialist.....			1	\$11,610	1	\$11,610
GS-14. Range \$10,320 to \$11,390:						
Public health program specialist.....	1	\$10,400				
GS-13. Range \$8,990 to \$10,065:						
Architect.....	7	62,520	7	68,735	7	68,735
Engineer.....	9	81,240	12	116,050	12	116,050
Public health program specialist.....	6	50,360	7	63,360	7	63,360
GS-12. Range \$7,570 to \$8,645:						
Architect.....	1	8,960	1	9,635	1	9,635
Engineer.....	3	22,920	3	24,645	6	47,355
Public health program specialist.....	2	14,480	1	8,215	1	8,215
GS-11. Range \$6,390 to \$7,465:						
Public health program specialist.....			7	44,730	7	44,730
GS-9. Range \$5,440 to \$6,250:						
Administrative staff assistant.....	1	5,060	1	5,575	1	5,575
GS-7. Range \$4,525 to \$5,335.....	2	9,410	3	14,790	3	14,790
GS-6. Range \$4,080 to \$4,890.....	1	4,420	1	4,890	1	4,890
GS-5. Range \$3,670 to \$4,480.....	6	23,210	5	21,185	5	21,185
GS-4. Range \$3,415 to \$3,925.....	10	34,725	10	38,145	10	38,145
GS-3. Range \$3,175 to \$3,685.....	2	6,140	2	6,775	4	13,125
Grades established by act of July 1, 1944 (42 U. S. C. 207):						
Director grade.....	6	69,226	6	75,159	6	75,159
Full grade.....					4	31,256
Senior grade.....	1	7,907	1	8,300	1	8,300
Total permanent, field.....	58	410,978	68	521,799	77	582,115
Deduct lapses.....	4.3	29,819	2.5	25,945	4	23,960
Add net increase due to changes in pay scales for part of year.....						9,082
Net permanent, field (average number, net salary).....			53.7	390,211	63.5	495,854
Regular pay above 52-week base.....				1,284		1,686
All personal services, field.....						
				391,525		497,540
						558,155
<b>01 Personal services.....</b>				<b>928,491</b>		<b>1,243,800</b>

Hospitals and Medical Care, Public Health Service

DETAIL OF PERSONAL SERVICES

	1955 actual		1956 estimate		1957 estimate	
	Num-ber	Total salary	Num-ber	Total salary	Num-ber	Total salary
Departmental:						
General schedule grades:						
GS-16. Range \$12,900 to \$13,700:						
Chief of division.....	1	\$12,000	1	\$12,900	1	\$12,900
GS-15. Range \$11,610 to \$12,690:						
Assistant chief of division.....	1	10,800	1	11,610	1	11,610
GS-14. Range \$10,320 to \$11,395:						
Chief of branch.....	3	28,800	3	30,960	3	30,960
GS-13. Range \$8,990 to \$10,065:						
Administrative staff assistant.....	1	8,360	1	8,990	1	8,990
Assistant chief of branch.....	2	16,720	2	17,980	2	17,980
Chief of branch.....	1	8,360	1	8,990	1	8,990
GS-12. Range \$7,570 to \$8,645:						
Administrative officer.....	2	14,280	2	15,355	2	15,355
Architect.....	2	14,880	2	16,000	2	16,000
Assistant chief of branch.....	1	7,440	1	7,570	1	7,570
Chief of section.....	2	14,680	2	16,000	2	16,000
Financial operations officer.....	1	7,040	1	7,570	1	7,570
Program publication specialist.....	1	7,240	1	8,000	1	8,000
Public health program specialist.....			1	7,570	1	7,570
Statistician.....	1	7,040	2	15,140	2	15,140
GS-11. Range \$6,390 to \$7,465:						
Financial operations officer.....	4	25,360	4	27,280	4	27,280
Medical staff assistant.....	2	12,480	2	13,640	2	13,640
Public health program specialist.....	1	5,940	2	13,210	2	13,210
Statistician.....	3	18,420	3	20,030	3	20,030
GS-9. Range \$5,440 to \$6,250:						
Administrative staff assistant.....	3	16,305	3	17,670	3	17,670
Financial operations officer.....	2	10,120	2	11,150	2	11,150
Public health program specialist.....			1	5,440	1	5,440
Statistician.....	2	10,370	3	16,725	3	16,725
GS-7. Range \$4,525 to \$5,335.....	9	41,095	11	54,365	11	54,365
GS-6. Range \$4,080 to \$4,890.....	5	21,475	5	23,370	5	23,370
GS-5. Range \$3,670 to \$4,480.....	22	84,520	25	103,495	25	103,495
GS-4. Range \$3,415 to \$3,925.....	14	49,015	21	78,105	21	78,105
GS-3. Range \$3,175 to \$3,685.....	10	33,500	9	32,485	9	32,485
GS-1. Range \$2,690 to \$3,200.....	2	5,880	3	9,090	3	9,090
Grades established by act of July 1, 1944 (42 U. S. C. 207):						
Assistant surgeon general.....	2	28,816	2	30,117	2	30,117
Director grade.....	12	125,639	13	145,097	13	145,097
Senior grade.....	6	46,568	9	73,586	9	73,586
Full grade.....	7	47,049	11	78,428	11	78,428
Senior assistant grade.....	1	5,513	2	11,231	2	11,231
Junior assistant grade.....			1	4,268	1	4,268
Total permanent, departmental.....	126	745,705	153	953,417	153	953,417
Deduct lapses.....	21.9	122,796	23	143,417	22	139,917

DETAIL OF PERSONAL SERVICES—continued

	1955 actual		1956 estimate		1957 estimate	
	Num-ber	Total salary	Num-ber	Total salary	Num-ber	Total salary
Departmental—Continued						
Add net increase due to changes in pay scales for part of year		\$15,249				
Net permanent, departmental (average number, net salary)	104.1	638,158	130	\$810,000	131	\$813,500
Regular pay above 52-week base		1,632		2,000		
Payment above basic rates: Overtime and holiday pay		730		800		800
All personal services, departmental		640,520		\$12,800		\$14,300
Field:						
General schedule grades:						
GS-14. Range \$10,320 to \$11,395:						
Administrative officer	2	19,800	2	21,285	2	21,285
Medical officer	1	10,000	1	10,750	1	10,750
GS-13. Range \$8,990 to \$10,065:						
Administrative officer	1	9,360	1	10,065	1	10,065
Medical officer	10	90,000	10	97,210	10	97,210
GS-12. Range \$7,570 to \$8,645:						
Administrative officer	6	43,240	6	46,710	6	46,710
Medical officer	14	109,560	14	118,235	14	118,235
Medical staff assistant	2	14,880	2	16,215	2	16,215
Property management specialist	2	15,080	2	16,215	2	16,215
Scientist	1	7,640	1	8,215	1	8,215
GS-11. Range \$6,390 to \$7,465:						
Administrative officer	10	65,800	10	71,210	10	71,210
Dietitian	6	39,240	6	42,425	6	42,425
Financial operations officer	4	25,960	4	28,355	4	28,355
Medical officer	9	62,260	9	67,185	9	67,185
Medical staff assistant	7	44,580	7	48,170	7	48,170
Nurse	7	47,980	7	51,825	7	51,825
Personnel officer	5	32,500	5	35,175	5	35,175
Property management specialist	6	38,440	6	41,565	6	41,565
Scientist	2	12,880	2	13,855	2	13,855
GS-10. Range \$5,915 to \$6,725:						
Administrative officer	2	12,500	2	13,450	2	13,450
Financial operations officer	4	23,750	4	25,685	4	25,685
Medical staff assistant	2	12,000	2	13,045	2	13,045
Personnel officer	1	5,625	1	6,050	1	6,050
Property management specialist	6	34,750	6	37,650	6	37,650
GS-9. Range \$5,440 to \$6,250:						
Administrative officer	4	23,615	4	25,405	4	25,405
Administrative staff assistant	3	16,555	3	17,940	3	17,940
Dietitian	10	56,100	10	60,725	10	60,725
Financial operations officer	8	43,605	8	47,290	8	47,290
Librarian	4	21,490	4	23,380	4	23,380
Medical staff assistant	27	147,495	27	159,410	27	159,410
Nurse	49	266,315	49	287,970	49	287,970
Personnel officer	9	50,165	9	54,250	9	54,250
Property management specialist	16	89,210	16	96,700	16	96,700
Scientist	3	16,555	3	17,940	3	17,940
GS-8. Range \$4,970 to \$5,780:						
Administrative officer	24	121,005	24	131,160	24	131,160
GS-7. Range \$4,525 to \$5,335:						
Administrative officer	1,434	265	1,562	860	1,562	860
GS-6. Range \$4,080 to \$4,890:						
Administrative officer	57	246,565	736	3,167,340	736	3,167,340
GS-5. Range \$3,670 to \$4,480:						
Administrative officer	1,009	3,870,815	309	1,314,255	309	1,314,255
GS-4. Range \$3,415 to \$3,925:						
Administrative officer	643	2,251,925	787	2,964,195	787	2,964,195
GS-3. Range \$3,175 to \$3,685:						
Administrative officer	703	2,287,850	939	3,293,870	939	3,293,870
GS-2. Range \$2,960 to \$3,470:						
Administrative officer	706	2,167,740	532	1,737,240	532	1,737,240
GS-1. Range \$2,690 to \$3,200:						
Administrative officer	214	690,480	31	98,690	31	98,690
Grades established by act of July 1, 1944 (42 U. S. C. 207):						
Assistant surgeon general	1	15,386	1	16,088	1	16,088
Director grade	130	1,447,054	137	1,639,398	137	1,639,398
Senior grade	191	1,728,285	205	1,974,489	205	1,974,489
Full grade	216	1,645,208	185	1,511,187	185	1,511,187
Senior assistant grade	447	3,111,265	337	2,458,835	337	2,458,835
Assistant grade	199	1,037,800	200	1,115,750	200	1,115,750
Junior assistant grade	38	169,295	40	182,971	40	182,971
Ungraded positions at annual rates less than \$5,440	1,757	5,392,865	1,757	6,091,547	1,757	6,091,547
Total permanent, field	6,916	29,126,733	6,773	30,891,430	6,773	30,891,430
Deduct lapses		708.9		645.4		645.4
Add net increase due to changes in pay scales for part of year		3,453,051		3,544,030		3,434,830
Net permanent, field (average number, net salary)	6,207.1	26,145,067	6,127.6	27,347,400	6,127.6	27,456,600
Positions other than permanent:						
Fee-basis employment		691,291		743,100		743,100
Part-time employment		247,116		259,550		259,550
Intermittent employment		139,492		146,850		146,850
Regular pay above 52-week base		69,611		126,800		54,000
Payment above basic rates:						
Overtime and holiday pay		313,561		316,500		316,500
Nightwork differential		250,666		264,500		264,500
Additional pay for service abroad		16,517		17,400		17,400
Additional pay for Carville Leprosarium personnel		244,927		257,500		257,500
All personal services, field		28,118,188		29,479,600		29,516,000

DETAIL OF PERSONAL SERVICES—continued

	1955 actual		1956 estimate		1957 estimate	
	Num-ber	Total salary	Num-ber	Total salary	Num-ber	Total salary
01 Personal services		\$28,758,708		\$30,292,400		\$30,330,300
Salaries and wages in the foregoing schedule are distributed as follows:						
"Hospitals and medical care, Public Health Service"		25,816,275		28,064,700		28,175,800
"Advances and reimbursements, Public Health Service"		2,942,433		2,227,700		2,154,500

Foreign Quarantine Service, Public Health Service

DETAIL OF PERSONAL SERVICES

	1955 actual		1956 estimate		1957 estimate	
	Num-ber	Total salary	Num-ber	Total salary	Num-ber	Total salary
Departmental:						
General schedule grades:						
GS-13. Range \$8,990 to \$10,065:						
Administrative officer	1	\$8,360	1	\$8,990	1	\$8,990
Public health program specialist	1	9,360	1	10,065	1	10,065
GS-11. Range \$6,390 to \$7,465:						
Administrative staff assistant	2	12,280	2	13,640	2	13,640
GS-10. Range \$5,915 to \$6,725:						
Administrative staff assistant	1	6,250	1	6,725	1	6,725
GS-9. Range \$5,440 to \$6,250:						
Administrative staff assistant	1	5,435	1	5,980	1	5,980
Financial operations officer	1	5,685	1	6,250	1	6,250
Property management specialist	1	5,810	1	6,250	1	6,250
GS-7. Range \$4,525 to \$5,335:						
Administrative staff assistant	2	9,410	2	10,400	2	10,400
GS-6. Range \$4,080 to \$4,890:						
Administrative staff assistant	2	8,965	2	9,645	2	9,645
GS-5. Range \$3,670 to \$4,480:						
Administrative staff assistant	9	35,190	9	38,565	9	38,565
GS-4. Range \$3,415 to \$3,925:						
Administrative staff assistant	5	17,315	5	18,945	5	18,945
GS-3. Range \$3,175 to \$3,685:						
Administrative staff assistant	4	12,920	4	13,975	4	13,975
GS-2. Range \$2,960 to \$3,470:						
Administrative staff assistant	1	2,980	1	3,200	1	3,200
Grades established by act of July 1, 1944 (42 U. S. C. 207):						
Director grade	2	23,194	2	25,552	2	25,552
Senior grade	1	8,085	1	8,300	1	8,300
Full grade	1	6,862	1	7,508	1	7,508
Total permanent, departmental	35	178,101	35	193,990	35	193,990
Deduct lapses		1		1.1		1.1
Add net increase due to changes in pay scales for part of year		3,879				
Net permanent, departmental (average number, net salary)	34	176,655	33.9	187,800	33.9	187,800
Regular pay above 52-week base		556		500		
All personal services, departmental		177,211		188,300		187,800
Field:						
General schedule grades:						
GS-13. Range \$8,990 to \$10,065:						
Medical officer	1	8,560	1	9,205	1	9,205
GS-12. Range \$7,570 to \$8,645:						
Administrative officer	1	7,840	1	8,430	1	8,430
Medical officer	2	16,080	2	17,290	2	17,290
GS-11. Range \$6,390 to \$7,465:						
Administrative officer	1	6,740	1	7,465	1	7,465
Inspector	4	24,560	4	27,280	4	27,280
Medical officer	4	26,560	4	29,215	4	29,215
GS-10. Range \$5,915 to \$6,725:						
Administrative staff assistant	1	6,250	1	6,725	1	6,725
Inspector	3	18,000	3	19,770	3	19,770
GS-9. Range \$5,440 to \$6,250:						
Administrative staff assistant	2	11,495	2	12,500	2	12,500
Engineer	1	5,560	1	5,980	1	5,980
Inspector	119	672,015	121	740,860	121	740,860
GS-8. Range \$4,970 to \$5,780:						
Administrative staff assistant	1	5,620	1	6,185	1	6,185
GS-7. Range \$4,525 to \$5,335:						
Administrative staff assistant	26	115,495	30	145,105	30	145,105
GS-6. Range \$4,080 to \$4,890:						
Administrative staff assistant	16	70,970	16	77,295	16	77,295
GS-5. Range \$3,670 to \$4,480:						
Administrative staff assistant	121	475,985	132	561,285	132	561,285
GS-4. Range \$3,415 to \$3,925:						
Administrative staff assistant	20	68,460	16	60,165	16	60,165
GS-3. Range \$3,175 to \$3,685:						
Administrative staff assistant	11	36,990	13	46,375	13	46,375
GS-2. Range \$2,960 to \$3,470:						
Administrative staff assistant	10	31,340	10	34,190	10	34,190
Grades established by act of July 1, 1944 (42 U. S. C. 207):						
Director grade	14	162,711	14	176,996	14	176,996
Senior grade	8	78,014	8	83,302	13	130,802
Full grade	9	69,801	9	77,518	11	94,237
Senior assistant grade	5	36,165	5	38,393	7	54,307
Ungraded positions at annual rates:						
Rates of \$5,440 or above:						
Medical officer	5	33,600	5	34		

CURRENT AUTHORIZATIONS—Continued

PUBLIC HEALTH SERVICE—Continued

Foreign Quarantine Service, Public Health Service—Continued

DETAIL OF PERSONAL SERVICES—continued

	1955 actual	1956 estimate	1957 estimate
Field—Continued			
Positions other than permanent:			
Part-time employment:			
United States and possessions	\$8,736	\$9,000	\$9,000
Foreign countries:			
United States rates	2,093	1,920	1,920
Local rates	6,970	7,580	7,580
Intermittent employment:			
United States and possessions	\$1,012	\$1,000	\$1,000
Foreign countries: Local rates	29,415	29,600	29,600
Regular pay above 52-week base	7,437	8,000	1,100
Payment above basic rates:			
Overtime and holiday pay	71,436	97,000	97,000
Nightwork differential	17,898	18,800	18,800
Living and quarters allowance	4,882	4,900	17,800
Additional pay for service abroad	39,976	42,000	42,000
All personal services, field	2,502,959	2,710,500	2,758,900
01 Personal services	2,680,170	2,898,800	2,946,700

Indian Health Activities, Public Health Service

DETAIL OF PERSONAL SERVICES

	1955 actual		1956 estimate		1957 estimate	
	Num-ber	Total salary	Num-ber	Total salary	Num-ber	Total salary
Departmental:						
General schedule grades:						
GS-15. Range \$11,610 to \$12,690:						
Administrative officer	1	\$11,610	1	\$11,610	1	\$11,610
Chief of branch	1	11,610	1	11,610	1	11,610
GS-14. Range \$10,320 to \$11,395:						
Chief of branch	1	10,320	1	10,320	1	10,320
Medical officer	1	\$10,400	3	30,960	3	30,960
Medical staff assistant	1	10,320	1	10,320	1	10,320
Public health program specialist	1	10,320	1	10,320	1	10,320
GS-13. Range \$8,990 to \$10,065:						
Assistant chief of branch	2	17,980	2	17,980	2	17,980
Financial operations officer	1	8,990	1	8,990	1	8,990
Information specialist	1	8,990	1	8,990	1	8,990
Medical staff assistant	1	8,990	1	8,990	1	8,990
Nurse	1	8,760				
Organization and methods examiner			1	8,990	1	8,990
Public health program specialist	2	17,320	6	55,230	6	55,230
Statistician	1	8,760	1	9,420	1	9,420
GS-12. Range \$7,570 to \$8,645:						
Administrative officer			1	7,570	1	7,570
Administrative staff assistant			1	7,570	1	7,570
Dietitian	1	7,040				
Financial operations officer			2	15,140	2	15,140
Medical staff assistant			3	22,710	3	22,710
Nurse	1	7,040				
Organization and methods examiner			1	7,570	1	7,570
Property management specialist	1	7,240	2	15,140	2	15,140
Public health program specialist	1	7,440	4	31,355	4	31,355
Statistician			1	7,570	1	7,570
GS-11. Range \$6,390 to \$7,465:						
Financial operations officer			3	19,170	3	19,170
Information specialist			1	6,390	1	6,390
Medical and scientific illustrator			1	6,390	1	6,390
Organization and methods examiner			2	12,780	2	12,780
Property management specialist			1	6,390	1	6,390
Statistician	1	6,140	2	13,425	2	13,425
GS-9. Range \$5,440 to \$6,250:						
Administrative staff assistant			1	5,440	1	5,440
Financial operations officer	1	5,185	4	22,300	4	22,300
Organization and methods examiner			1	5,440	1	5,440
Personnel officer	1	5,060				
Property management specialist			1	5,440	1	5,440
Public health program specialist			1	5,440	1	5,440
GS-7. Range \$4,525 to \$5,335:						
GS-7. Range \$4,525 to \$5,335	8	35,640	8	37,415	8	37,415
GS-6. Range \$4,080 to \$4,890:						
GS-6. Range \$4,080 to \$4,890	1	4,170	3	12,780	3	12,780
GS-5. Range \$3,670 to \$4,480:						
GS-5. Range \$3,670 to \$4,480	5	18,550	26	101,090	26	101,090
GS-4. Range \$3,415 to \$3,925:						
GS-4. Range \$3,415 to \$3,925	14	50,185	23	81,435	23	81,435
GS-3. Range \$3,175 to \$3,685:						
GS-3. Range \$3,175 to \$3,685	1	2,950				
GS-2. Range \$2,960 to \$3,470:						
GS-2. Range \$2,960 to \$3,470	3	8,250				
Grades established by act of July 1, 1944 (42 U. S. C. 207):						
Director grade			12	133,765	12	133,765
Senior grade			5	41,935	5	41,935
Total permanent, departmental	44	210,130	131	835,380	131	835,380
Deduct lapses		8,641,099		2,124,980		7,544,080
Add net increase due to changes in pay scales for part of year		4,200				
Net permanent, departmental (average number, net salary)	35.4		128.9		123.5	
		173,231		\$10,400		\$791,300
Positions other than permanent: Temporary employment		4,945				

DETAIL OF PERSONAL SERVICES—continued

	1955 actual		1956 estimate		1957 estimate	
	Num-ber	Total salary	Num-ber	Total salary	Num-ber	Total salary
Departmental—Continued						
Regular pay above 52-week base		\$1,248		\$3,200		
Payment above basic rates: Overtime and holiday pay		97				
Other payments for personal services: Payments to other agencies for reimbursable details		83,149				
All personal services, departmental		262,670		813,600		\$791,300
Field:						
General schedule grades:						
GS-15. Range \$11,610 to \$12,690:						
Medical officer	7	74,900	12	140,940	12	140,940
GS-14. Range \$10,320 to \$11,395:						
Administrative officer	3	28,800	6	61,920	6	61,920
Dental officer	2	19,200	4	41,280	4	41,280
Engineer	1	9,600				
Medical officer	14	136,000	24	250,260	24	250,260
GS-13. Range \$8,990 to \$10,065:						
Dental officer	3	25,080	4	35,960	4	35,960
Engineer	1	8,360	8	71,920	8	71,920
Medical officer	64	537,505	24	223,715	33	314,300
Medical staff assistant			5	44,950	5	44,950
Nurse	1	8,360				
Personnel officer			2	18,840	2	18,840
GS-12. Range \$7,570 to \$8,645:						
Administrative officer			7	54,065	7	54,065
Architect			2	15,140	2	15,140
Dental officer	22	156,480	18	136,260	18	136,260
Engineer	6	43,840	7	52,990	7	52,990
Financial operations officer	1	7,040	1	8,000	1	8,000
Medical officer	80	587,545				
Medical staff assistant	2	14,080	10	79,355	10	79,355
Nurse	10	73,800	2	15,140	2	15,140
Personnel officer			6	48,000	6	48,000
Public health program specialist	8	57,920	8	60,560	13	99,485
GS-11. Range \$6,390 to \$7,465:						
Administrative officer	1	5,940	11	70,935	11	70,935
Administrative staff assistant			1	6,390	1	6,390
Dental officer	18	111,210				
Dietitian	1	5,940				
Financial operations officer	4	24,360	6	40,920	6	40,920
Medical officer	19	117,710				
Medical staff assistant	6	35,640	18	115,450	19	122,055
Nurse	12	72,080	15	97,570	15	97,570
Personnel officer	2	12,280	7	47,740	7	47,740
Property management specialist	3	17,820	13	85,650	13	85,650
Public health program specialist	7	41,980	8	51,120	14	90,750
Statistician	1	5,940				
GS-10. Range \$5,915 to \$6,725:						
Nurse	4	23,315	7	42,755	7	42,755
GS-9. Range \$5,440 to \$6,250:						
Administrative staff assistant	5	27,925	22	125,890	22	125,890
Dietitian	7	37,545	9	52,065	9	52,065
Engineering assistant	1	5,090	7	38,080	7	38,080
Financial operations officer	4	20,865	18	102,780	18	102,780
Medical staff assistant	13	65,780	31	170,260	41	224,660
Nurse	73	382,615	83	462,860	89	495,500
Personnel officer	3	15,930	11	62,810	11	62,810
Property management specialist	1	22,240	23	127,820	23	127,820
Public health program specialist	6	31,360	2	10,880	2	10,880
Scientist	1	5,060	4	21,760	4	21,760
GS-8. Range \$4,970 to \$5,780:						
GS-8. Range \$4,970 to \$5,780	73	348,675	124	635,315	141	719,805
GS-7. Range \$4,525 to \$5,335:						
GS-7. Range \$4,525 to \$5,335	248	1,109,920	1	778,080	1	850,480
GS-6. Range \$4,080 to \$4,890:						
GS-6. Range \$4,080 to \$4,890	57	231,055	621	2,687,175	624	2,699,415
GS-5. Range \$3,670 to \$4,480:						
GS-5. Range \$3,670 to \$4,480	788	2,851,175	438	1,695,075	468	1,805,175
GS-4. Range \$3,415 to \$3,925:						
GS-4. Range \$3,415 to \$3,925	127	419,030	377	1,324,055	425	1,487,975
GS-3. Range \$3,175 to \$3,685:						
GS-3. Range \$3,175 to \$3,685	574	1,745,030	763	2,549,280	783	2,612,780
GS-2. Range \$2,960 to \$3,470:						
GS-2. Range \$2,960 to \$3,470	286	824,810	391	1,229,695	397	1,247,455
GS-1. Range \$2,690 to \$3,200:						
GS-1. Range \$2,690 to \$3,200	253	654,580	841	2,465,355	841	2,465,355
Grades established by act of July 1, 1944 (42 U. S. C. 207):						
Director grade			46	544,070	46	544,070
Senior grade			110	1,053,635	111	1,061,935
Full grade				68,550,598		69,557,757
Senior assistant grade				64,471,266		64,471,266
Assistant grade				17,86,985		17,86,985
Ungraded positions at annual rates less than \$5,440	8	16,753	40	133,080	40	133,080
Ungraded positions at hourly rates: Equivalent to \$5,440 or above:						
Medical officer		5,30,318				
Equivalent to less than \$5,440	1,304	4,079,579				
Total permanent, field	4,143	15,188,030	4,722	20,296,694	4,908	21,159,863
Deduct lapses		917,7		802		489,0
Add net increase due to changes in pay scales for part of year		3,322,245		3,825,894		2,189,363
Net permanent, field (average number, net salary)		269,760				

DETAIL OF PERSONAL SERVICES—continued

	1955 actual	1956 estimate	1957 estimate
Field—Continued			
Positions other than permanent:			
Temporary employment.....	\$79,691	\$184,700	\$184,700
Part-time employment.....	106,874	202,900	202,900
Intermittent employment.....	100,000	99,700	99,700
Regular pay above 52-week base.....	44,940	134,600	59,000
Payment above basic rates:			
Overtime and holiday pay.....	172,433	172,300	172,300
Nightwork differential.....	120,914	135,600	135,600
Additional pay for service abroad.....	416,238	1,080,000	1,080,000
Other payments for personal services:			
Payments to other agencies for reimbursable details.....	238,312		
All personal services, field.....	13,414,947	18,480,600	20,904,700
01 Personal services.....	13,677,617	19,294,200	21,696,000

Operating Expenses, National Institutes of Health, Public Health Service

DETAIL OF PERSONAL SERVICES

	1955 actual	1956 estimate	1957 estimate
Field:			
Special positions at rates equal to or in excess of \$12,900:			
Medical officer.....	1 \$15,000	1 \$15,000	1 \$15,000
Scientist.....		2 29,800	2 29,800
Statistician.....		1 13,000	1 13,000
General schedule grades:			
GS-16. Range \$12,900 to \$13,760:			
Administrative officer.....		1 12,900	1 12,900
Chief of division.....		1 12,900	1 12,900
Public health program specialist.....	1 12,600	1 13,760	1 13,760
GS-15. Range \$11,610 to \$12,690:			
Administrative officer.....	2 22,850	2 23,760	2 23,760
Chief of branch.....		1 11,610	1 11,610
Chief of division.....	1 11,300		
Public health program specialist.....		1 11,610	1 11,610
Scientist.....		1 11,610	1 11,610
Statistician.....	1 11,550		
GS-14. Range \$10,320 to \$11,395:			
Administrative officer.....	1 9,800	1 10,320	1 10,320
Chief of branch.....	1 9,800	2 20,640	2 20,640
Financial operations officer.....		1 10,320	1 10,320
Personnel officer.....		1 10,320	1 10,320
Program publication specialist.....	1 9,600	1 10,320	1 10,320
Public health program specialist.....	4 38,800	3 31,605	3 31,605
Scientist.....		1 10,320	1 10,320
Statistician.....	1 9,800	2 20,855	2 20,855
GS-13. Range \$8,990 to \$10,065:			
Administrative officer.....	1 9,360	7 62,930	7 62,930
Chief of branch.....	2 17,320	2 17,980	3 26,970
Financial operations officer.....	1 9,160	2 17,980	2 17,980
Information specialist.....	1 9,360	2 19,055	2 19,055
Librarian.....	1 9,360	1 10,065	1 10,065
Medical staff assistant.....		1 8,990	1 8,990
Organization and methods examiner.....		1 8,990	1 8,990
Personnel officer.....	1 8,360		
Program publication specialist.....	1 8,360	1 8,990	1 8,990
Property management specialist.....		1 8,990	1 8,990
Public health program specialist.....	8 70,650	12 112,825	18 166,765
Research technician.....	1 8,760	1 9,635	1 9,635
Scientist.....	6 50,960	9 82,200	14 127,150
GS-12. Range \$7,570 to \$8,645:			
Administrative officer.....	2 15,680	4 31,570	4 31,570
Chief of section.....	1 7,440	1 8,090	1 8,000
Financial operations officer.....	3 22,320	4 30,710	4 30,710
Information specialist.....	1 7,240	1 7,785	2 15,355
Medical and scientific illustrator.....	2 14,080	2 15,140	2 15,140
Medical officer.....	1 7,040	1 7,785	1 7,785
Organization and methods examiner.....	2 14,260	2 15,785	2 15,785
Personnel officer.....	4 30,560	4 32,430	4 32,430
Program publication specialist.....	1 8,040	1 8,645	1 8,645
Property management specialist.....	7 53,080	7 56,860	7 56,860
Public health program specialist.....		2 15,355	2 15,355
Research technician.....	3 21,720	3 23,785	3 23,785
Scientist.....	2 14,080	4 30,495	4 30,495
Statistician.....	1 7,840	1 8,430	1 8,430
GS-11. Range \$6,390 to \$7,465:			
Administrative officer.....	3 18,420	5 33,025	5 33,025
Administrative staff assistant.....	1 5,940	1 6,605	1 6,605
Chief of branch.....		1 6,390	1 6,390
Chief of section.....		1 6,390	1 6,390
Financial operations officer.....	15 95,100	13 89,735	13 89,735
Information specialist.....		1 6,390	1 6,390
Librarian.....	1 6,740	1 7,465	1 7,465
Medical and scientific illustrator.....	1 5,940	1 6,390	1 6,390
Medical staff assistant.....	2 13,280	2 14,500	2 14,500
Nurse.....	4 24,560	6 39,845	6 39,845
Organization and methods examiner.....	4 25,360	5 33,885	5 33,885
Personnel officer.....	5 31,300	10 65,835	10 65,835
Program publication specialist.....	2 12,480	2 13,640	2 13,640
Property management specialist.....	7 42,580	6 39,200	6 39,200
Public health program specialist.....	2 13,080	2 14,070	2 14,070
Research technician.....	1 5,940	1 6,605	1 6,605
Scientist.....	1 6,340	3 19,600	8 51,550
Translator.....	1 6,540	1 7,035	1 7,035

DETAIL OF PERSONAL SERVICES—continued

	1955 actual	1956 estimate	1957 estimate
Field—Continued			
General schedule grades—Continued			
GS-10. Range \$5,915 to \$6,725:			
Administrative staff assistant.....	1 \$6,250	1 \$6,725	1 \$6,725
Translator.....	6 36,000	6 39,135	6 39,135
GS-9. Range \$5,440 to \$6,250:			
Administrative officer.....	1 5,310	1 5,845	1 5,845
Administrative staff assistant.....	3 15,805	3 17,400	3 17,400
Financial operations officer.....	12 65,595	12 70,950	15 87,270
Housekeeper.....		1 5,440	1 5,440
Laundry worker.....		1 5,440	1 5,440
Librarian.....	4 22,240	5 29,630	5 29,630
Medical and scientific illustrator.....	5 26,925	5 29,630	5 29,630
Medical staff assistant.....	7 35,420	7 38,890	8 44,330
Nurse.....	16 81,335	41 225,200	45 246,960
Office machine operator.....	1 5,810	1 6,250	1 6,250
Organization and methods examiner.....	1 5,185	2 11,285	2 11,285
Personnel assistant.....		1 5,440	1 5,440
Personnel officer.....	7 38,545	7 40,915	9 51,795
Program publication specialist.....	1 5,685	1 6,250	1 6,250
Property management assistant.....		1 5,440	1 5,440
Property management specialist.....	7 37,295	8 46,355	10 57,235
Public health program specialist.....	4 21,365	4 23,245	4 23,245
Research technician.....	8 41,105	8 45,140	8 45,140
Scientist.....	2 10,245	5 27,605	8 43,925
Statistician.....		1 5,440	1 5,440
Translator.....	1 5,810	1 6,250	1 6,250
GS-8. Range \$4,970 to \$5,780:	6 29,720	10 53,885	11 58,855
GS-7. Range \$4,525 to \$5,335:	150 659,375	239 1,127,240	1,235,840
GS-6. Range \$4,080 to \$4,890:	35 144,450	56 242,520	57 246,600
GS-5. Range \$3,670 to \$4,480:	296 376	1,473,070	411 1,601,520
GS-4. Range \$3,415 to \$3,925:	202 684,165	253 920,605	279 1,009,395
GS-3. Range \$3,175 to \$3,685:	289 896,582	365 1,215,740	396 1,314,165
GS-2. Range \$2,960 to \$3,470:	195 560,250	261 808,345	274 846,825
GS-1. Range \$2,690 to \$3,200:	120 314,666	139 397,710	148 421,920
Grades established by act of July 1, 1944 (42 U. S. C. 207):			
Assistant surgeon general.....	3 42,246	3 44,144	3 44,144
Director grade.....	19 197,280	25 268,002	28 295,992
Senior grade.....	20 160,843	30 251,395	30 251,395
Full grade.....	16 112,053	21 156,868	24 177,895
Senior assistant grade.....	33 206,238	43 269,846	50 315,667
Assistant grade.....	12 56,466	18 88,338	24 118,818
Junior assistant grade.....	4 17,524	6 27,188	6 27,188
Ungraded positions at hourly rates:			
Equivalent to \$5,440 or above:			
Maintenance craftsman.....		2 11,148	2 11,148
Property management specialist.....	2 11,620	2 12,500	2 12,500
Equivalent to less than \$5,440.....	849 2,499,246	928 3,063,571	971 3,182,706
Total permanent, field.....	2,455 9,018,289	3,062 12,488,283	3,298 13,464,133
Deduct lapses.....	359.4 1,280,944	321.5 1,316,323	185 778,121
Add net increase due to changes in pay scales for part of year.....	186,782		
Net permanent, field (average number, net salary).....	2,095.6 7,924,127	2,740.5 11,171,960	3,113 12,686,612
Positions other than permanent:			
Temporary employment.....	75,119	73,000	78,000
Part-time employment.....	5,308	3,000	3,000
Intermittent employment.....	25,778	60,400	60,400
Regular pay above 52-week base.....	31,910	44,152	
Payment above basic rates:			
Overtime and holiday pay.....	156,827	204,500	211,400
Nightwork differential.....	77,515	103,600	115,800
01 Personal services.....	8,296,594	11,660,612	13,154,612
Salaries and wages in the foregoing schedule are distributed as follows:			
Direct obligations.....	729,951	1,298,646	1,624,446
Reimbursable obligations.....	7,566,643	10,361,966	11,530,166

Salaries, Expenses, and Grants, National Cancer Institute, Public Health Service

DETAIL OF PERSONAL SERVICES

	1955 actual	1956 estimate	1957 estimate
Departmental:			
General schedule grades:			
GS-14. Range \$10,320 to \$11,395:			
Public health program specialist.....	1 \$9,600		
GS-12. Range \$7,570 to \$8,645:			
Public health program specialist.....		1 \$7,785	1 \$7,785
GS-11. Range \$6,390 to \$7,465:			
Public health program specialist.....		1 6,390	1 6,390
GS-9. Range \$5,440 to \$6,250:			
Public health program specialist.....	2 11,120		
GS-8. Range \$4,970 to \$5,780:	1 5,370		
GS-5. Range \$3,670 to \$4,480:	2 7,820	5 20,225	5 20,225

CURRENT AUTHORIZATIONS—Continued

PUBLIC HEALTH SERVICE—Continued

Salaries, Expenses, and Grants, National Cancer Institute, Public Health Service—Continued

DETAIL OF PERSONAL SERVICES—continued

	1955 actual		1956 estimate		1957 estimate	
	Num-ber	Total salary	Num-ber	Total salary	Num-ber	Total salary
Departmental—Continued						
General schedule grades—Continued						
GS-4. Range \$3,415 to \$3,925	2	\$6,750	1	\$3,415	1	\$3,415
GS-3. Range \$3,175 to \$3,685			1	3,430	1	3,430
Total permanent, departmental	8	40,660	9	41,245	9	41,245
Deduct lapses		1,527		103		145
Add net increase due to changes in pay scales for part of year		696				
Net permanent, departmental (average number, net salary)	8	39,829	9	41,142	9	41,100
Regular pay above 52-week base		154		158		
Payment above basic rates: Overtime and holiday pay		22				
All personal services, departmental		40,005		41,300		41,100
Field:						
Special positions at rates equal to or in excess of \$12,900:						
Scientist	5	72,000	10	147,000	10	147,000
General schedule grades:						
GS-16. Range \$12,900 to \$13,760:						
Scientist	1	12,600				
GS-15. Range \$11,610 to \$12,690:						
Chief of branch	1	11,800	1	12,690	1	12,690
Scientist	6	67,550	7	83,430	10	118,260
GS-14. Range \$10,320 to \$11,395:						
Administrative officer	1	9,600	1	10,320	1	10,320
Scientist	11	110,800	14	150,930	21	221,235
Statistician	1	9,800	1	10,750	1	10,750
GS-13. Range \$8,990 to \$10,065:						
Medical officer					2	20,130
Program publication specialist	1	8,360	1	8,990	1	8,990
Public health program specialist					1	8,990
Scientist	15	131,030	16	152,010	18	166,120
Statistician	1	8,560	1	9,205	2	18,195
GS-12. Range \$7,570 to \$8,645:						
Administrative officer	1	7,240	1	7,785	1	7,785
Medical officer	1	7,240	1	7,785	1	7,785
Scientist	21	156,590	22	178,580	33	257,980
Statistician	2	15,880	3	25,720	4	32,215
GS-11. Range \$6,390 to \$7,465:						
Administrative officer	4	26,360	5	35,820	5	35,820
Program publication specialist	22	141,080	23	160,945	22	149,610
Scientist	2	13,480	2	14,500	2	13,855
GS-9. Range \$5,440 to \$6,250:						
Administrative officer	1	5,435	1	5,980	1	5,980
Engineer	1	5,060	1	5,440	1	5,440
Medical staff assistant	1	5,060	2	11,015	2	11,015
Organization and methods examiner	1	5,560	1	5,980	1	5,980
Program publication specialist	7	36,180	4	23,110	4	23,110
Research technician	3	18,170	7	41,455	8	46,895
Scientist	15	82,525	16	95,005	21	122,205
Statistician	1	5,435	1	5,980	3	16,860
GS-7. Range \$4,525 to \$5,335:						
Scientist	76	345,330	83	406,760	101	459,020
GS-6. Range \$4,080 to \$4,890:						
Scientist	17	71,015	17	77,595	17	77,595
GS-5. Range \$3,670 to \$4,480:						
Scientist	92	347,155	109	442,285	126	504,675
GS-4. Range \$3,415 to \$3,925:						
Scientist	84	285,100	128	458,455	176	622,715
GS-3. Range \$3,175 to \$3,685:						
Scientist	63	198,418	73	247,355	152	498,180
GS-2. Range \$2,960 to \$3,470:						
Scientist	55	166,092	57	185,550	60	194,600
GS-1. Range \$2,690 to \$3,200:						
Scientist	33	86,040	37	105,080	39	110,460
Grades established by act of July 1, 1944 (42 U. S. C. 207):						
Director grade	15	159,861	16	185,098	18	206,158
Senior grade	16	138,749	18	167,163	50	463,060
Full grade	34	270,470	39	330,722	34	284,410
Senior assistant grade	44	303,322	46	328,232	57	404,330
Assistant grade	17	99,654	17	99,654	19	111,688
Junior assistant grade			1	4,063	1	4,063
Total permanent, field	672	3,444,571	783	4,248,437	1,028	5,462,559
Deduct lapses	86	442,108	98.2	528,387	146.2	757,909
Add net increase due to changes in pay scales for part of year		65,219				
Net permanent, field (average number, net salary)	586	3,067,682	684.8	3,720,050	881.8	4,704,650
Positions other than permanent:						
Temporary employment		47,419		48,000		48,000
Intermittent employment		9,909		11,000		11,000
Regular pay above 52-week base		8,949		11,900		
Payment above basic rates: Overtime and holiday pay		30,317		32,000		32,000
All personal services, field		3,164,276		3,822,950		4,795,650
01 Personal services		3,204,281		3,864,250		4,836,750

Mental Health Activities, Public Health Service

DETAIL OF PERSONAL SERVICES

	1955 actual		1956 estimate		1957 estimate	
	Num-ber	Total salary	Num-ber	Total salary	Num-ber	Total salary
Departmental:						
General schedule grades:						
GS-9. Range \$5,440 to \$6,250:						
Public health program specialist	1	\$5,310	1	\$5,845	1	\$5,845
GS-7. Range \$4,525 to \$5,335:						
Scientist	2	9,535	2	10,535	2	10,535
GS-4. Range \$3,415 to \$3,925:						
Scientist	2	7,230	2	7,850	2	7,850
GS-3. Range \$3,175 to \$3,685:						
Scientist	1	3,350	1	3,175	1	3,175
GS-1. Range \$2,690 to \$3,200:						
Scientist	1	2,900	1	3,200	1	3,200
Total permanent, departmental	7	28,325	7	30,605	7	30,605
Deduct lapses	0.5	2,196	0.4	1,705	0.4	1,605
Add net increase due to changes in pay scales for part of year		603				
Net permanent, departmental (average number, net salary)	6.5	26,732	6.6	28,900	6.6	29,000
Regular pay above 52-week base		107		100		
All personal services, departmental		26,839		29,000		29,000
Field:						
Special positions at rates equal to or in excess of \$11,610:						
Scientist	4	58,000	11	165,000	11	165,000
General schedule grades:						
GS-15. Range \$11,610 to \$12,690:						
Medical officer	3	32,400	1	12,690	1	12,690
Scientist	2	22,100	2	23,220	4	46,440
GS-14. Range \$10,320 to \$11,395:						
Administrative officer	1	9,600	1	11,395	1	11,395
Chief of branch			1	10,320	1	10,320
Medical officer	1	9,600	1	11,395	4	45,580
Medical staff assistant			1	10,320	1	10,320
Nurse			1	10,320	1	10,320
Public health program specialist			1	10,320	1	10,320
Scientist	5	48,400	13	134,805	16	165,765
Statistician	1	10,000	1	10,965	1	10,965
GS-13. Range \$8,990 to \$10,065:						
Chief of branch	1	8,360			1	8,990
Information specialist	1	8,360	2	10,130	2	10,130
Medical officer	2	16,720	9	81,555	9	81,555
Medical staff assistant	4	33,840	1	9,635	1	9,635
Nurse	1	8,960	2	17,980	2	17,980
Public health program specialist			2	17,980	2	17,980
Scientist	5	43,200	11	100,395	16	145,345
Statistician	2	16,920	3	27,400	3	27,400
GS-12. Range \$7,570 to \$8,645:						
Administrative officer	1	8,040	1	8,645	1	8,645
Medical officer	1	7,240	2	17,290	2	17,290
Medical staff assistant	1	7,840	1	8,645	1	8,645
Public health program specialist	1	7,440	1	8,000	1	8,000
Scientist	9	64,560	12	93,205	15	115,485
Statistician	1	7,440	4	30,710	4	30,710
GS-11. Range \$6,390 to \$7,465:						
Information specialist	1	6,140	2	13,210	3	19,600
Program publication specialist	1	6,340	1	7,035	1	7,035
Scientist	12	72,080	20	129,735	22	142,085
Statistician	2	16,920	8	51,120	8	51,120
GS-9. Range \$5,440 to \$6,250:						
Administrative staff assistant	1	5,310	1	5,845	1	5,845
Organization and methods examiner	1	5,060	1	5,440	1	5,440
Program publication specialist	1	5,310	1	5,845	1	5,845
Public health program specialist	2	11,120	2	12,095	2	12,095
Scientist	2	11,120	6	33,855	9	50,175
Statistician	1	5,435	3	16,860	3	16,860
GS-7. Range \$4,525 to \$5,335:						
Scientist	17	76,985	22	107,785	29	139,460
GS-6. Range \$4,080 to \$4,890:						
Scientist	5	21,225	6	27,720	6	27,720
GS-5. Range \$3,670 to \$4,480:						
Scientist	46	171,985	71	280,955	77	302,975
GS-4. Range \$3,415 to \$3,925:						
Scientist	56	189,240	75	272,020	80	289,095
GS-3. Range \$3,175 to \$3,685:						
Scientist	14	44,020	22	73,165	24	79,515
GS-2. Range \$2,960 to \$3,470:						
Scientist	3	8,730	5	15,565	5	15,565
GS-1. Range \$2,690 to \$3,200:						
Scientist	4	10,400	4	11,355	4	11,355
Grades established by act of July 1, 1944 (42 U. S. C. 207):						
Director grade	14	154,191	20	232,666	21	243,136
Senior grade	16	136,063	21	180,298	22	190,079
Full grade	11	84,505	15	122,666	21	170,021
Senior assistant grade	27	177,115	26	174,127	20	128,762
Assistant grade	8	39,015	9	45,600	8	40,988
Total permanent, field	291	1,676,319	425	2,668,232	466	2,933,566
Deduct lapses	41.9	241,096	56.9	356,082	49.5	311,566
Add net increase due to changes in pay scales for part of year		30,546				
Net permanent, field (average number, net salary)	249.1	1,465,799	368.1	2,312,150	416.5	2,622,000
Positions other than permanent:						
Temporary employment		33,131		70,000		70,000
Intermittent employment		17,070		23,000		23,000
Regular pay above 52-week base		4,391		7,050		
Payment above basic rates:						



Salaries, Expenses, and Grants, National Heart Institute, Public Health Service

DETAIL OF PERSONAL SERVICES

Table with columns for 1955 actual, 1956 estimate, and 1957 estimate. Includes rows for Departmental, Field, and Grades established by act of July 1, 1944.

DETAIL OF PERSONAL SERVICES—continued

Table with columns for 1955 actual, 1956 estimate, and 1957 estimate. Includes rows for Field—Continued and All personal services, field.

Dental Health Activities, Public Health Service

DETAIL OF PERSONAL SERVICES

Table with columns for 1955 actual, 1956 estimate, and 1957 estimate. Includes rows for Departmental, Field, and Grades established by act of July 1, 1944.





CURRENT AUTHORIZATIONS—Continued

SAINT ELIZABETHS HOSPITAL

Salaries and Expenses, Saint Elizabeths Hospital

DETAIL OF PERSONAL SERVICES

Table with columns for Field, 1955 actual (Number, Total salary), 1956 estimate (Number, Total salary), and 1957 estimate (Number, Total salary). Lists various hospital staff roles like Superintendent, Physician, Nurse, etc.

DETAIL OF PERSONAL SERVICES—continued

Table with columns for 1955 actual, 1956 estimate, and 1957 estimate. Shows salary details for 'Field—Continued' and 'Personal services'.

SOCIAL SECURITY ADMINISTRATION

Salaries and Expenses, Bureau of Old-Age and Survivors Insurance

DETAIL OF PERSONAL SERVICES

Table with columns for 1955 actual, 1956 estimate, and 1957 estimate. Lists various Bureau of Old-Age and Survivors Insurance staff roles like Actuary, Supervisor, etc.











Salaries and Expenses, Office of Field Administration, Office of the Secretary of Health, Education, and Welfare

DETAIL OF PERSONAL SERVICES

	1955 actual		1956 estimate		1957 estimate	
	Num-ber	Total salary	Num-ber	Total salary	Num-ber	Total salary
<b>Departmental:</b>						
General schedule grades:						
GS-16. Range \$12,900 to \$13,760:						
Director.....	1	\$12,000	1	\$13,545	1	\$13,760
Deputy director.....	1	12,600				
GS-15. Range \$11,610 to \$12,600:						
Chief, division of field management.....	1	12,000	1	12,905	1	12,905
Chief, grant-in-aid audits.....	1	11,300	1	12,420	1	12,420
Chief, division of State merit systems.....	1	11,050	1	11,880	1	12,150
GS-14. Range \$10,320 to \$11,395:						
Assistant chief, division of field management.....	1	10,000	1	10,535	1	10,535
Chief, field branch.....	1	10,000	1	10,965	1	10,965
Chief, policy and audit processing branch.....	1	10,000	1	10,965	1	10,965
GS-13. Range \$8,990 to \$10,065:						
Chief, methods branch.....	1	9,560				
Assistant chief, field branch.....	1	8,760	1	9,635	1	9,635
Chief, policy section.....	1	8,760	1	9,635	1	9,635
GS-12. Range \$7,570 to \$8,645:						
Fiscal consultant.....	2	14,880	2	16,430	2	16,430
Personnel methods consultant.....	1	7,440	1	8,215	1	8,215
GS-11. Range \$6,390 to \$7,465:						
Organization and methods examiner.....	1	6,540	1	7,250	1	7,250
Auditor.....	3	19,620	3	21,535	3	21,965
GS-9. Range \$5,440 to \$6,250:						
Organization and methods examiner.....	1	5,810	1	6,250	1	6,250
Financial management assistant.....	1	5,435	1	5,980	1	6,115
Administrative assistant.....	1	5,310	1	5,440	1	5,575
GS-7. Range \$4,525 to \$5,335:						
Assistant regional auditor.....	4	19,320	4	21,070	4	21,340
GS-6. Range \$4,080 to \$4,890:						
Assistant regional auditor.....	3	13,135	3	14,400	3	14,670
GS-5. Range \$3,670 to \$4,480:						
Assistant regional auditor.....	5	19,300	6	24,180	6	24,855
GS-4. Range \$3,415 to \$3,925:						
Assistant regional auditor.....	4	14,140	3	11,605	3	11,775
Total permanent, departmental.....	37	246,960	35	244,840	35	247,410
Deduct lapses.....	2.1	13,829	1.8	12,949	0.8	5,336
Add net increase due to changes in pay scales for part of year.....		5,355				
Net permanent, departmental (average number, net salary).....	34.9	238,486	33.2	231,891	34.2	242,074
Regular pay above 52-week base.....		910		946		
All personal services, departmental.....		239,396		232,837		242,074
<b>Field:</b>						
General schedule grades:						
GS-15. Range \$11,610 to \$12,600:						
Regional director.....	9	105,250	9	113,450	9	113,450
GS-14. Range \$10,320 to \$11,395:						
Executive assistant.....					9	93,310
GS-13. Range \$8,990 to \$10,065:						
Executive assistant.....	9	80,640	9	85,370		
Regional representative.....	9	79,040	9	86,715	9	86,930
Regional auditor.....	9	81,440	9	88,220	9	89,725
GS-12. Range \$7,570 to \$8,645:						
Assistant regional auditor.....	9	67,360	9	73,720	9	74,580
GS-11. Range \$6,390 to \$7,465:						
Auditor.....	33	208,820	33	230,435	33	232,370
GS-10. Range \$5,915 to \$6,725:						
Auditor.....	4	23,750	4	25,955	4	26,225
GS-9. Range \$5,440 to \$6,250:						
Auditor.....	37	203,970	43	254,510	58	339,350
Personnel supervisor.....					9	50,175
Fiscal supervisor.....					9	49,570
GS-8. Range \$4,970 to \$5,780:						
Assistant regional auditor.....	8	39,460	1	5,645	1	5,780
GS-7. Range \$4,525 to \$5,335:						
Assistant regional auditor.....	20	94,225	20	101,975	2	10,670
GS-6. Range \$4,080 to \$4,890:						
Assistant regional auditor.....	10	41,565	10	45,525	31	140,290
GS-5. Range \$3,670 to \$4,480:						
Assistant regional auditor.....	43	168,380	43	184,810	24	105,360
GS-4. Range \$3,415 to \$3,925:						
Assistant regional auditor.....	95	340,890	95	368,710	116	441,445
GS-3. Range \$3,175 to \$3,685:						
Assistant regional auditor.....	39	125,210	40	140,940	40	142,725
GS-2. Range \$2,960 to \$3,470:						
Assistant regional auditor.....	13	39,430	12	40,025	12	40,620
GS-1. Range \$2,690 to \$3,200:						
Assistant regional auditor.....	2	5,720	2	6,315	2	6,400
Total permanent, field.....	349	1,705,150	348	1,552,320	356	2,048,975
Deduct lapses.....	19.6	93,863	7.9	35,377	10.8	50,029
Add net increase due to changes in pay scales for part of year.....		35,244				
Net permanent, field (average number, net salary).....	329.4	1,646,531	340.1	1,516,943	375.2	1,998,946
Positions other than permanent: Temporary employment.....		6,832				3,600
Regular pay above 52-week base.....		6,277		6,975		
Payments above basic rates: Overtime pay and holiday pay.....		8,702				
All personal services, field.....		1,668,342		1,523,918		2,002,546
<b>01 Personal services.....</b>		1,907,738		2,056,755		2,244,620

Salaries and Expenses, Office of the General Counsel, Office of the Secretary of Health, Education, and Welfare

DETAIL OF PERSONAL SERVICES

	1955 actual		1956 estimate		1957 estimate	
	Num-ber	Total salary	Num-ber	Total salary	Num-ber	Total salary
<b>Departmental:</b>						
General schedule grades:						
GS-17. Range \$13,975 to \$14,620:						
General counsel.....	1	\$13,200	1	\$14,190	1	\$14,190
GS-16. Range \$12,900 to \$13,760:						
Associate general counsel.....	1	12,000	1	13,115	1	13,115
GS-15. Range \$11,610 to \$12,600:						
Assistant general counsel.....	5	56,000	5	61,290	5	61,290
GS-14. Range \$10,320 to \$11,395:						
Attorney.....	7	68,400	7	74,390	7	74,390
GS-13. Range \$8,990 to \$10,065:						
Attorney.....	13	112,650	12	113,040	13	123,105
Hearing examiner.....	1	8,560	1	9,420	1	9,420
GS-12. Range \$7,570 to \$8,645:						
Attorney.....	5	37,200	6	48,000	6	48,000
Hearing examiner.....			1	7,570	1	7,570
GS-11. Range \$6,390 to \$7,465:						
Attorney.....	5	30,300	6	38,985	7	45,375
GS-9. Range \$5,440 to \$6,250:						
Attorney.....	8	40,480	8	43,925	10	54,805
GS-8. Range \$4,970 to \$5,780:						
Attorney.....	1	4,745	1	5,240	1	5,240
GS-7. Range \$4,525 to \$5,335:						
Attorney.....	5	21,775	4	19,180	4	19,180
GS-6. Range \$4,080 to \$4,890:						
Attorney.....	3	13,010	3	14,130	3	14,130
GS-5. Range \$3,670 to \$4,480:						
Attorney.....	8	31,155	8	33,275	8	33,275
GS-4. Range \$3,415 to \$3,925:						
Attorney.....	17	57,495	21	76,220	22	79,635
GS-3. Range \$3,175 to \$3,685:						
Attorney.....	2	6,290	4	13,265	4	13,265
Total permanent, departmental.....	82	513,290	89	585,235	94	615,985
Deduct lapses.....	7.7	32,713	3.4	20,543	3.5	23,193
Add net increase due to changes in pay scales for part of year.....		10,666				
Net permanent, departmental (average number, net salary).....	74.3	491,243	85.6	564,692	90.5	592,792
Regular pay above 52-week base.....		1,848		2,155		
All personal services, departmental.....		493,091		566,847		592,792
<b>Field:</b>						
General schedule grades:						
GS-13. Range \$8,990 to \$10,065:						
Regional attorney.....	9	81,840	9	88,650	9	88,650
GS-12. Range \$7,570 to \$8,645:						
Assistant regional attorney.....	8	61,920	7	59,010	7	59,010
GS-11. Range \$6,390 to \$7,465:						
Attorney.....	3	19,020	3	20,890	3	20,890
GS-9. Range \$5,440 to \$6,250:						
Attorney.....	2	10,495	2	11,420	2	11,420
GS-5. Range \$3,670 to \$4,480:						
Assistant regional attorney.....	6	23,210	6	25,800	6	25,800
GS-4. Range \$3,415 to \$3,925:						
Assistant regional attorney.....	3	10,645	3	11,605	3	11,605
GS-3. Range \$3,175 to \$3,685:						
Assistant regional attorney.....	1	3,270	1	3,685	1	3,685
Total permanent, field.....	32	210,400	31	221,060	31	221,060
Deduct lapses.....	1.8	12,375		1,252		1,252
Add net increase due to changes in pay scales for part of year.....		4,405				
Net permanent, field (average number, net salary).....	30.2	202,430	31	219,808	31	219,808
Regular pay above 52-week base.....		755		845		
All personal services, field.....		203,185		220,653		219,808
<b>01 Personal services.....</b>		696,276		787,500		812,600

Surplus Property Utilization, Office of the Secretary of Health, Education, and Welfare

DETAIL OF PERSONAL SERVICES

	1955 actual		1956 estimate		1957 estimate	
	Num-ber	Total salary	Num-ber	Total salary	Num-ber	Total salary
<b>Departmental:</b>						
General schedule grades:						
GS-15. Range \$11,610 to \$12,600:						
Chief, surplus property utilization.....	1	\$11,300	1	\$12,420	1	\$12,420
GS-14. Range \$10,320 to \$11,395:						
Assistant chief, surplus property utilization.....	1	9,800	1	10,965	1	10,965
GS-13. Range \$8,990 to \$10,065:						
Chief, personal property branch.....	1	9,360	1	10,065	1	10,065
Chief, compliance branch.....	1	9,360	1	10,065	1	10,065
Assistant chief, real property branch.....	1	8,960	1	9,850	1	10,065
Attorney.....	1	8,560	1	9,205		
GS-12. Range \$7,570 to \$8,645:						
Assistant chief, personal property branch.....					1	7,570

**CURRENT AUTHORIZATIONS—Continued**

**OFFICE OF THE SECRETARY—Continued**

**Surplus Property Utilization, Office of the Secretary of Health, Education, and Welfare—Continued**

DETAIL OF PERSONAL SERVICES—continued

	1955 actual		1956 estimate		1957 estimate	
	Num-ber	Total salary	Num-ber	Total salary	Num-ber	Total salary
Departmental—Continued						
General schedule grades—Continued						
GS-7. Range \$4,525 to \$5,335.....	1	\$4,330	2	\$9,860	1	\$5,200
GS-6. Range \$4,080 to \$4,890.....	1	4,545	1	4,620	1	4,755
GS-5. Range \$3,670 to \$4,480.....	6	22,960	5	20,780	5	20,645
GS-4. Range \$3,415 to \$3,925.....	1	3,655	1	3,840	1	3,925
Total permanent, departmental.....	15	92,530	15	101,670	14	95,675
Deduct lapses.....	1.2	5,315	9.4	3,135	0.8	5,675
Add net increase due to changes in pay scales for part of year.....		2,237				
Net permanent, departmental (average number, net salary).....	13.8	89,752	14.6	98,535	13.2	90,000
Positions other than permanent: Temporary employment.....		3,462		4,030		
Regular pay above 52-week base.....		360		395		
All personal services, departmental.....		93,574		102,960		90,000
Field:						
General schedule grades:						
GS-13. Range \$8,990 to \$10,065:						
Regional representative.....	7	64,120	7	68,950	8	78,370

DETAIL OF PERSONAL SERVICES—continued

	1955 actual		1956 estimate		1957 estimate	
	Num-ber	Total salary	Num-ber	Total salary	Num-ber	Total salary
Field—Continued						
General schedule grades—Continued						
GS-12. Range \$7,570 to \$8,645:						
Associate regional representative.....					1	\$7,570
Assistant regional representative.....	3	\$23,720	3	\$25,505	3	25,720
GS-11. Range \$6,390 to \$7,465:						
Assistant regional representative.....	1	6,140	1	6,605	1	6,820
Compliance officer.....	4	26,760	4	28,785	4	29,430
Property representative.....					6	31,950
GS-10. Range \$5,915 to \$6,725:						
Compliance officer.....	1	5,500	1	6,050	1	6,185
GS-9. Range \$5,440 to \$6,250:						
Surplus property assistant.....	4	21,490	4	23,380	4	23,785
GS-7. Range \$4,525 to \$5,335.....	2	8,910	2	9,860	2	10,130
GS-5. Range \$3,670 to \$4,480.....	4	14,890	4	16,570	5	20,780
GS-4. Range \$3,415 to \$3,925.....	23	78,545	23	85,940	24	90,795
GS-3. Range \$3,175 to \$3,685.....	2	6,860	2	7,370	2	7,370
Total permanent, field.....	51	256,935	51	279,015	60	338,905
Deduct lapses.....	4.1	20,695	1.8	11,417	3.3	18,905
Add net increases due to changes in pay scales for part of year.....		2,966				
Net permanent, field (average number, net salary).....	46.9	239,206	49.2	267,598	56.7	320,000
Positions other than permanent: Temporary employment.....		2,604		1,615		
Regular pay above 52-week base.....		934		1,040		
All personal services, field.....		242,744		270,253		320,000
01 Personal services.....		336,318		373,213		410,000

**REVOLVING AND MANAGEMENT FUNDS**

**PUBLIC ENTERPRISE FUNDS**

**PUBLIC HEALTH SERVICE**

*Operation of Commissaries, Narcotic Hospitals, Public Health Service*

DETAIL OF PERSONAL SERVICES

	1955 actual		1956 estimate		1957 estimate	
	Num-ber	Total salary	Num-ber	Total salary	Num-ber	Total salary
Field:						
General schedule grades:						
GS-7. Range \$4,525 to \$5,335.....	1	\$4,205	1	\$4,660	1	\$4,795
GS-6. Range \$4,080 to \$4,890.....	1	4,295	1	4,755	1	4,890
GS-5. Range \$3,670 to \$4,480.....	1	3,660	1	4,075	1	4,210
GS-4. Range \$3,415 to \$3,925.....	2	7,150	1	3,925	1	3,925
GS-3. Range \$3,175 to \$3,685.....	5	15,719	5	17,235	5	17,575
GS-2. Range \$2,960 to \$3,470.....	4	11,560	5	15,650	5	15,990
Total permanent, field.....	14	46,580	14	50,300	14	51,385
Deduct lapses.....	1	3,455	1.5	5,313	1.5	5,568
Add net increase due to changes in pay scales for part of year.....		1,068				
Net permanent, field (average number, net salary).....	13	44,193	12.5	44,987	12.5	45,817
Positions other than permanent: Part-time employment.....		1,298		1,515		1,556
Regular pay above 52-week base.....		312		244		
Payment above basic rates: Overtime and holiday pay.....		120		143		148
01 Personal services.....		45,923		46,889		47,521

DETAIL OF PERSONAL SERVICES—continued

	1955 actual		1956 estimate		1957 estimate	
	Num-ber	Total salary	Num-ber	Total salary	Num-ber	Total salary
Departmental—Continued						
Salary ranges established by Secretary of Department—Continued						
Range \$6,390 to \$7,465:						
Administrative assistant.....	1	\$5,940	1	\$6,390	1	\$6,605
Review examiner.....	1	5,940	1	6,605	1	6,605
Range \$5,440 to \$6,250:						
Fiscal accountant and auditor.....	1	4,455	1	5,440	1	5,575
Range \$4,525 to \$5,335.....	3	13,990	3	15,600	3	15,735
Range \$4,080 to \$4,890.....	1	4,295	1	4,755	1	4,890
Range \$3,670 to \$4,480.....	6	23,085	6	25,530	6	26,205
Range \$3,415 to \$3,925.....	2	6,590	2	7,255	2	7,425
Range \$3,175 to \$3,685.....	2	6,060	3	9,695	3	10,290
Total permanent, departmental.....	23	126,455	24	142,640	24	145,990
Deduct lapses.....	0.9	5,956	0.8	3,796	0.8	4,457
Add net increase due to changes in pay scales for part of year.....		2,739				
Net permanent, departmental (average number, net salary).....	22.1	123,268	23.2	138,844	23.2	141,533
Regular pay above 52-week base.....		475		534		
All personal services, departmental.....		123,743		139,378		141,533
Field:						
Salary ranges established by Secretary of Department:						
Range \$8,990 to \$10,065:						
Regional representative.....	6	50,160	6	55,230	6	55,230
Range \$7,570 to \$8,645:						
Associate regional representative.....	9	64,960	9	70,495	9	70,925
Range \$6,390 to \$7,465:						
Examiner.....	10	58,785	13	83,285	17	110,565
Range \$5,440 to \$6,250:						
Examiner.....	73	379,040	92	514,762	109	610,220
Review examiner.....			5	27,335	5	28,145
Range \$4,525 to \$5,335.....	60	257,235	80	363,070	80	370,060
Range \$3,670 to \$4,480.....	24	90,385	17	64,955	20	76,910
Range \$3,415 to \$3,925.....	14	50,470	10	38,825	10	39,165
Range \$3,175 to \$3,685.....	20	65,050	25	87,280	29	100,490
Total permanent, field.....	216	1,016,115	257	1,305,237	285	1,461,710
Deduct lapses.....	19	92,332	13.2	49,089	12.1	39,062
Add net increase due to changes in pay scales for part of year.....		21,604				
Net permanent field (average number, net salary).....	197	945,387	243.8	1,256,148	272.9	1,422,708
Regular pay above 52-week base.....		3,688		4,886		
Payment above basic rates.....		4,846		5,887		5,496
Excess of annual leave earned over leave taken.....		33,162		18,000		20,000
All personal services, field.....		987,083		1,284,421		1,448,204
01 Personal services.....		1,110,826		1,423,799		1,589,737

**SOCIAL SECURITY ADMINISTRATION**

*Operating Fund, Bureau of Federal Credit Unions, Social Security Administration*

DETAIL OF PERSONAL SERVICES

	1955 actual		1956 estimate		1957 estimate	
	Num-ber	Total salary	Num-ber	Total salary	Num-ber	Total salary
Departmental:						
Salary ranges established by Secretary of Department:						
Range \$12,900 to \$13,760:						
Director.....	1	\$11,050	1	\$12,000	1	\$13,115
Range \$10,320 to \$11,395:						
Deputy director.....	1	10,400	1	11,180	1	11,395
Chief, field operations.....	1	9,600	1	10,320	1	10,535
Range \$8,990 to \$10,065:						
Chief, program and reports.....	1	8,360	1	8,990	1	9,205
Assistant chief, field operations.....	2	16,720	2	17,980	2	18,410

**INTRAGOVERNMENTAL FUNDS**

**FOOD AND DRUG ADMINISTRATION**

*Advances and Reimbursements, Food and Drug Administration*

**DETAIL OF PERSONAL SERVICES**

	1955 actual		1956 estimate		1957 estimate	
	Num-ber	Total salary	Num-ber	Total salary	Num-ber	Total salary
<b>Departmental:</b>						
General schedule grades:						
GS-14. Range \$10,320 to \$11,395:						
Medical officer	1	\$9,600	1	\$11,395	1	\$11,395
GS-12. Range \$7,570 to \$8,645:						
Chemist	1	7,040	1	7,570	1	7,785
Pathologist			1	7,570	1	7,570
GS-9. Range \$5,440 to \$6,250:						
Biochemist			2	10,880	2	10,880
Pharmacologist			6	32,640	6	32,640
GS-7. Range \$4,525 to \$5,335			1	4,525	1	4,525
GS-6. Range \$4,080 to \$4,890	1	4,295	1	4,755	1	4,890
GS-4. Range \$3,415 to \$3,925			7	23,905	7	23,905
GS-1. Range \$2,690 to \$3,200			3	8,070	3	8,070
Total permanent, departmental	3	20,935	23	111,310	23	111,660
Deduct lapses		255	10.1	45,000	0.4	2,840
Add net increase due to changes in pay scales for part of year		479				
Net permanent, departmental (average number, net salary)	3	21,159	12.9	66,310	22.6	108,820
Regular pay above 52-week base		81		430		
All personal services, departmental		21,240		66,740		108,820
<b>Field:</b>						
General schedule grades:						
GS-12. Range \$7,570 to \$8,645:						
Chemist	2	15,280	2	16,645	2	16,645
GS-7. Range \$4,525 to \$5,335	1	4,955	1	5,335	1	5,335
Total permanent, field	3	20,235	3	21,980	3	21,980
Add net increase due to changes in pay scales for part of year		467				
Net permanent, field (average number, net salary)	3	20,702	3	21,980	3	21,980
Regular pay above 52-week base		78		80		
All personal services, field		20,780		22,060		21,980
01 Personal services		42,020		88,800		130,800

**PUBLIC HEALTH SERVICE**

*Service and Supply Fund, Public Health Service*

**DETAIL OF PERSONAL SERVICES**

	1955 actual		1956 estimate		1957 estimate	
	Num-ber	Total salary	Num-ber	Total salary	Num-ber	Total salary
<b>SUPPLY DEPOT ACTIVITIES</b>						
<b>Departmental:</b>						
General schedule grades:						
GS-9. Range \$5,440 to \$6,250:						
Property management specialist			1	\$5,710	1	\$5,845
GS-5. Range \$3,670 to \$4,480			1	4,075	1	4,210
Total permanent, departmental			2	9,785	2	10,055
Regular pay above 52-week base				38		
All personal services, departmental				9,823		10,055
<b>Field:</b>						
General schedule grades:						
GS-7. Range \$4,525 to \$5,335	2	\$9,160	2	9,860	2	9,995
GS-6. Range \$4,080 to \$4,890	1	4,045	1	4,485	1	4,620
GS-5. Range \$3,670 to \$4,480	1	3,785	1	4,210	1	4,345
GS-4. Range \$3,415 to \$3,925	6	20,090	6	21,850	6	22,190
GS-3. Range \$3,175 to \$3,685	1	2,950	1	3,175	1	3,260
GS-2. Range \$2,960 to \$3,470	1	2,830	1	3,130	1	3,215
Grades established by act of July 1, 1944 (42 U. S. C. 207):						
Senior grade	1	7,907	1	8,581	1	8,581
Full grade	1	6,813	1	7,440	1	7,440
Senior assistant grade	1	5,718	1	5,718	1	5,718
Assistant grade	1	5,173	1	5,730	1	5,730
Ungraded positions at hourly rates equivalent to less than \$5,440	4	11,947	4	13,035	4	13,390
Total permanent, field	20	80,418	20	87,214	20	88,484
Deduct lapses		0.9		2,553		
Add net increase due to changes in pay scales for part of year		2,442				
Net permanent, field (average number, net salary)	19.1	80,307	20	87,214	20	88,484
Regular pay above 52-week base		204		230		
Payment above basic rates: Overtime and holiday pay		195				
All personal services, field		80,706		87,444		88,484
01 Personal services, supply depot activities		80,706		97,267		98,539

**DETAIL OF PERSONAL SERVICES—continued**

	1955 actual		1956 estimate		1957 estimate	
	Num-ber	Total salary	Num-ber	Total salary	Num-ber	Total salary
<b>NATIONAL INSTITUTES OF HEALTH ACTIVITIES</b>						
<b>Field:</b>						
General schedule grades:						
GS-9. Range \$5,440 to \$6,250:						
Financial operations officer	1	\$5,560	1	\$6,115	1	\$6,115
Property management specialist	2	10,370	2	11,420	2	11,420
GS-7. Range \$4,525 to \$5,335	3	13,115	3	14,520	3	14,520
GS-5. Range \$3,670 to \$4,480	9	33,690	8	33,275	8	33,275
GS-4. Range \$3,415 to \$3,925	5	17,635	6	22,075	6	22,075
GS-3. Range \$3,175 to \$3,685	12	36,920	12	40,650	12	40,650
GS-2. Range \$2,960 to \$3,470	9	27,070	9	29,615	9	29,615
Ungraded positions at hourly rates equivalent to less than \$5,440	15	38,386	15	43,201	15	43,201
Total permanent, field	56	182,746	56	201,471	56	201,471
Deduct lapses	8.6	28,248	4.5	16,071	4.5	16,071
Add net increase due to changes in pay scales for part of year		3,274				
Net permanent, field (average number, net salary)	47.4	157,772	51.5	185,400	51.5	185,400
Positions other than permanent: Temporary employment		1,200		1,400		2,100
Regular pay above 52-week base		690		700		
Payment above basic rates: Overtime and holiday pay		703		700		700
01 Personal services, National Institutes of Health activities		160,365		188,200		188,200

*Working Capital Fund, Narcotic Hospitals, Public Health Service*

**DETAIL OF PERSONAL SERVICES**

	1955 actual		1956 estimate		1957 estimate	
	Num-ber	Total salary	Num-ber	Total salary	Num-ber	Total salary
<b>Field:</b>						
General schedule grades:						
GS-11. Range \$6,390 to \$7,465:						
Property management specialist	4	\$24,760	5	\$33,670	5	\$33,670
GS-9. Range \$5,440 to \$6,250:						
Property management specialist	6	32,860	5	30,170	6	36,285
GS-7. Range \$4,525 to \$5,335	3	12,990	3	14,325	2	9,995
GS-5. Range \$3,670 to \$4,480	3	11,855	4	16,570	4	16,840
GS-4. Range \$3,415 to \$3,925	3	10,485	3	11,350	3	11,455
GS-3. Range \$3,175 to \$3,685	2	6,380	2	6,945	2	7,030
Ungraded positions at annual rates less than \$5,440	27	102,657	27	110,500	27	111,720
Total permanent, field	48	201,987	49	223,530	49	226,975
Deduct lapses	1.3	5,558	0.8	3,848	0.8	3,512
Add net increase due to changes in pay scales for part of year		2,264				
Net permanent, field (average number, net salary)	46.7	198,693	48.2	219,682	48.2	223,463
Positions other than permanent: Part-time employment		1,332		1,600		1,600
Regular pay above 52-week base		883		1,077		
Payment above basic rates: Overtime and holiday pay		2,167		3,368		5,000
01 Personal services		203,075		225,727		228,063

*Advances and Reimbursements, Public Health Service*

**DETAIL OF PERSONAL SERVICES**

	1955 actual		1956 estimate		1957 estimate	
	Num-ber	Total salary	Num-ber	Total salary	Num-ber	Total salary
<b>Departmental:</b>						
General schedule grades:						
GS-15. Range \$11,610 to \$12,690:						
Information specialist	1	\$11,050	1	\$12,150		
GS-14. Range \$10,320 to \$11,395:						
Public health program specialist	1	9,800	1	10,535	1	\$10,535
Statistician	1	9,800				
GS-13. Range \$8,990 to \$10,065:						
Public health program specialist	1	8,760				
GS-12. Range \$7,570 to \$8,645:						
Public health program specialist	1	7,640	1	8,215	1	8,215
GS-11. Range \$6,390 to \$7,465:						
Public health program specialist	2	12,880	1	6,820	1	6,820
GS-9. Range \$5,440 to \$6,250:						
Administrative staff assistant	1	5,185	1	5,710	1	5,710
Public health program specialist	1	5,810				
GS-7. Range \$4,525 to \$5,335	2	9,035	1	4,930		
GS-6. Range \$4,080 to \$4,890	2	7,715	1	4,350	1	4,350
GS-5. Range \$3,670 to \$4,480	1	3,785	2	8,015	1	4,210
Grades established by act of July 1, 1944 (42 U. S. C. 207):						
Director grade	21	225,263	8	91,199	8	91,199
Senior grade	2	17,415				
Total permanent, departmental	37	334,138	17	151,924	14	131,039

REVOLVING AND MANAGEMENT FUNDS—Continued

INTRAGOVERNMENTAL FUNDS—Continued

PUBLIC HEALTH SERVICE—Continued

Advances and Reimbursements, Public Health Service—Continued

DETAIL OF PERSONAL SERVICES—continued

	1955 actual		1956 estimate		1957 estimate	
	Num-ber	Total salary	Num-ber	Total salary	Num-ber	Total salary
Departmental—Continued						
General schedule grades—Continued						
Deduct lapses	11.9	\$120,411	2.7	\$22,935	1	\$8,600
Add net increase due to changes in pay scales for part of year		2,423				
Net permanent, departmental (average number, net salary)	25.1	216,150	14.3	128,989	13	122,439
Positions other than permanent:						
Temporary employment		67,890		45,915		26,915
Intermittent employment		2,862				
Regular pay above 52-week base		227		132		
Payment above basic rates: Overtime and holiday pay		96		100		100
All personal services, departmental		287,225		175,136		149,454
Field:						
General schedule grades:						
GS-15. Range \$11,610 to \$12,690:						
Scientist	1	11,300	1	12,150	1	12,150
GS-14. Range \$10,320 to \$11,395:						
Scientist	1	9,600	1	10,320	1	10,320
GS-13. Range \$8,990 to \$10,065:						
Engineer	1	9,390	1	10,065	2	20,130
Medical officer	1	8,360	1	10,065		
Scientist	1	8,360				
GS-12. Range \$7,570 to \$8,645:						
Public health program specialist	2	14,880	2	16,215	2	16,215
Scientist	2	14,280	2	15,355	2	15,355
GS-11. Range \$6,390 to \$7,465:						
Engineer	2	14,080	1	7,465	1	7,465
Medical and scientific illustrator	2	12,880	2	14,070	2	14,070
GS-9. Range \$5,440 to \$6,250:						
Administrative staff assistant	1	5,560	1	5,980	1	5,980
Public health program specialist	1	5,310	1	5,845	1	5,845
Scientist	4	20,490	3	16,725	3	16,725
GS-7. Range \$4,525 to \$5,335:						
	3	14,240	2	9,995	2	9,995
GS-6. Range \$4,080 to \$4,890:						
	3	11,760	4	17,265	4	17,265
GS-5. Range \$3,670 to \$4,480:						
	5	18,550	5	20,105	5	20,105
GS-4. Range \$3,415 to \$3,925:						
	2	7,310	3	11,265	3	11,265
GS-3. Range \$3,175 to \$3,685:						
	7	22,010	5	16,810	5	16,810
GS-2. Range \$2,960 to \$3,470:						
	4	11,880	4	12,860	4	12,860
GS-1. Range \$2,690 to \$3,200:						
	2	5,590	2	5,975	2	5,975
Grades established by act of July 1, 1944 (42 U. S. C. 207):						
Director grade			1	9,330		
Senior grade	1	8,085	4	36,009	3	27,428
Full grade	4	29,340	5	38,212	5	38,212
Senior assistant grade	2	13,854	2	12,317	1	6,018
Assistant grade			3	18,677	2	13,860
Ungraded positions at hourly rates equivalent to less than \$5,440:						
	1	3,640	1	3,610	1	3,610
Total permanent, field	53	280,409	57	336,685	53	307,658
Deduct lapses	9.4	55,942	5.5	26,254	4.5	22,079
Add net increase due to changes in pay scales for part of year		6,063				
Net permanent, field (average number, net salary)	43.6	230,530	51.5	310,431	48.5	285,579
Positions other than permanent:						
Temporary employment		10,108		9,819		
Intermittent employment		22,864		56,436		53,839
Regular pay above 52-week base		775		840		
Payment above basic rates:						
Overtime and holiday pay		294		300		300
Living and quarters allowance		1,892				
Additional pay for service abroad		1,741		4,700		4,700
All personal services, field		268,204		382,526		344,418
01 Personal services		555,429		557,662		493,872

OFFICE OF THE SECRETARY

Working Capital Fund, Office of Secretary of Health, Education, and Welfare

DETAIL OF PERSONAL SERVICES

	1955 actual		1956 estimate		1957 estimate	
	Num-ber	Total salary	Num-ber	Total salary	Num-ber	Total salary
Departmental:						
General schedule grades:						
GS-13. Range \$8,990 to \$10,065:						
Chief, reproduction branch			1	\$8,990	1	\$8,990
Illustrator (general)	1	\$8,760	1	9,635	1	9,850
GS-12. Range \$7,570 to \$8,645:						
Chief, reproduction branch	1	7,240				
Illustrator (general)	1	7,040	1	7,570	1	7,785
Printing and publications officer	1	7,240	1	7,785	1	8,090
GS-11. Range \$6,390 to \$7,465:						
Illustrator (general)			1	6,390	1	6,390
Printing and publications officer			1	6,390	1	6,390
Chief, statistical processing branch			1	6,390	1	6,605

DETAIL OF PERSONAL SERVICES—continued

	1955 actual		1956 estimate		1957 estimate	
	Num-ber	Total salary	Num-ber	Total salary	Num-ber	Total salary
Departmental—Continued						
General schedule grades—Continued						
GS-9. Range \$5,440 to \$6,250:						
Chief, photographic section	1	\$5,560	1	\$6,115	1	\$6,250
Illustrator (general)	1	5,560				
Printing assistant	1	5,560	1	5,440	1	5,575
Chief, statistical processing branch	1	5,810				
Assistant chief, statistical processing branch			1	5,440	1	5,575
GS-8. Range \$4,970 to \$5,780:						
	3	15,110	3	16,530	3	16,935
GS-7. Range \$4,525 to \$5,335:						
	6	27,105	7	34,240	7	34,915
GS-6. Range \$4,080 to \$4,890:						
	5	21,975	4	18,615	4	18,885
GS-5. Range \$3,670 to \$4,480:						
	9	35,440	12	50,655	12	51,600
GS-4. Range \$3,415 to \$3,925:						
	14	49,490	15	57,005	15	57,940
GS-3. Range \$3,175 to \$3,685:						
	28	90,840	30	103,495	30	105,535
GS-2. Range \$2,960 to \$3,470:						
	12	37,640	9	29,955	9	30,380
Wage board grades:						
WB-19. Range \$5,387 to \$5,970:						
Duplicating shop foreman	1	6,240	1	6,240	1	6,240
WB-18. Range \$5,221 to \$5,762:						
Assistant duplicating shop foreman	1	6,032	1	6,032	1	6,032
WB-17. Range \$5,013 to \$5,554:						
Foreman, machine production	1	5,554	1	5,554	1	5,554
WB-16. Range \$4,846 to \$5,346:						
	2	10,962	2	10,962	2	10,962
WB-15. Range \$4,638 to \$5,138:						
	2	10,774	2	10,774	2	10,774
WB-14. Range \$4,472 to \$4,930:						
	2	10,109	2	10,109	2	10,109
WB-13. Range \$4,264 to \$4,722:						
	1	4,950	1	4,950	1	4,950
WB-12. Range \$4,098 to \$4,514:						
	3	13,790	4	18,304	4	18,304
WB-10. Range \$3,723 to \$4,098:						
	1	3,931	1	3,931	1	3,931
WB-9. Range \$3,515 to \$3,890:						
	5	20,011	6	22,964	6	23,338
WB-8. Range \$3,349 to \$3,682:						
	8	29,870	9	33,678	9	33,678
WB-4. Range \$2,570 to \$3,162:						
	1	3,112	1	2,870	1	3,016
Total permanent, departmental	112	451,774	121	517,008	121	524,488
Deduct lapses	16.2	57,883	1.8	7,598	3.7	15,120
Add:						
Net increase due to changes in pay scales for part of year	1.6	6,281				
Portion of salaries carried in other position schedules paid from this account	7.3	30,307	7.6	32,405	7.6	32,405
Net permanent, departmental (average number, net salary)	104.7	430,479	126.8	541,815	124.9	541,773
Positions other than permanent:						
Regular pay above 52-week base		1,676		1,976		
Payment above basic rates: Overtime and excess of annual leave earned over annual leave taken		38,307		19,000		19,000
Total		2,671				
01 Personal services		486,195		576,091		574,073

Advances and Reimbursements, Office of the Secretary of Health, Education, and Welfare

DETAIL OF PERSONAL SERVICES

	1955 actual		1956 estimate		1957 estimate	
	Num-ber	Total salary	Num-ber	Total salary	Num-ber	Total salary
Departmental:						
General schedule grades:						
GS-14. Range \$10,320 to \$11,395:						
Chief, educational exchange and training branch	1	\$9,800				
Supervisory test development examiner	1	10,200	1	\$10,750	1	\$10,965
GS-13. Range \$8,990 to \$10,065:						
Assistant to assistant commissioner of education	1	8,960				
GS-12. Range \$7,570 to \$8,645:						
Assistant chief, teacher education program section	1	7,240				
Assistant specialist for exchange of teachers and professors	2	14,480				
Assistant specialist for German teacher program	1	8,040				
Specialist for preparation and exchange of materials in schools	1	8,040				
Test development examiner	2	14,880	2	16,430	2	16,430
GS-11. Range \$6,390 to \$7,465:						
Personnel methods consultant	1	6,340	1	7,035	1	7,035
Program officer	1	5,940				
GS-9. Range \$5,440 to \$6,250:						
Auditor			2	11,015		
Program officer	4	21,990				
Test development examiner	1	5,560	1	5,980	1	6,115
GS-7. Range \$4,525 to \$5,335:						
	1	4,330				
GS-6. Range \$4,080 to \$4,890:						
	3	12,510				
GS-5. Range \$3,670 to \$4,480:						
	3	10,230				
GS-4. Range \$3,415 to \$3,925:						
	16	53,840	2	7,340	2	7,510
Total permanent, departmental	40	202,380	9	58,550	7	48,055
Deduct lapses						

# DEPARTMENT OF THE INTERIOR

## CURRENT AUTHORIZATIONS

### OFFICE OF THE SECRETARY

#### Research in the Utilization of Saline Water, Office of the Secretary of the Interior

##### DETAIL OF PERSONAL SERVICES

	1955 actual		1956 estimate		1957 estimate	
	Num-ber	Total salary	Num-ber	Total salary	Num-ber	Total salary
<b>Departmental:</b>						
General schedule grades:						
GS-15. Range \$11,610 to \$12,690:						
Director, office of saline water.....	1	\$10,800	1	\$11,880	1	\$11,880
GS-14. Range \$10,320 to \$11,395:						
Scientist, branch chief.....	2	19,200	1	10,320	1	10,320
Engineer, branch chief.....			2	20,640	2	20,855
GS-13. Range \$8,990 to \$10,065:						
Scientist.....					1	8,990
Engineer, field test.....			1	8,990	3	26,970
Engineer.....	2	16,920	1	8,990	2	18,195
GS-10. Range \$5,915 to \$6,725:						
Publications officer.....			1	6,320	1	6,320
Administrative assistant.....	1	5,750				
GS-7. Range \$4,525 to \$5,335.....	2	8,410	1	4,525	2	9,185
GS-6. Range \$4,080 to \$4,890.....	1	4,545	1	4,080	3	12,375
GS-5. Range \$3,670 to \$4,480.....	1	3,535	4	14,680	2	7,610
GS-3. Range \$3,175 to \$3,685.....	1	3,430				
<b>Total permanent, departmental.....</b>	<b>11</b>	<b>72,590</b>	<b>13</b>	<b>90,425</b>	<b>18</b>	<b>132,700</b>
Deduct lapses.....	2.7	18,276	1.2	8,425	0.5	3,700
Add net increase due to changes in pay scales for part of year.....		1,250				
Net permanent, departmental (average number, net salary).....	8.3	55,564	11.8	82,000	17.5	129,000
Positions other than permanent: Inter-mittent employment.....		200		2,000		2,000
Regular pay above 52-week base.....		215		300		300
Other payments for personal services.....		1,286		4,000		5,000
<b>01 Personal services.....</b>	<b>57</b>	<b>265</b>	<b>88</b>	<b>300</b>	<b>136</b>	<b>400</b>

#### Salaries and Expenses, Office of Oil and Gas, Interior

##### DETAIL OF PERSONAL SERVICES

	1955 actual		1956 estimate		1957 estimate	
	Num-ber	Total salary	Num-ber	Total salary	Num-ber	Total salary
<b>Departmental:</b>						
General schedule grades:						
GS-18. Rate of \$14,800:						
Director.....	1	\$14,800	1	\$14,800	1	\$14,800
GS-17. Range \$13,975 to \$14,620:						
Assistant director.....	1	13,400	1	14,620	1	14,620
GS-16. Range \$12,900 to \$13,760:						
Assistant director.....	1	12,000	1	12,900	1	12,900
GS-15. Range \$11,610 to \$12,690:						
Commodity industry analyst.....	4	43,450	3	35,370	3	35,910
Petroleum and natural gas engineer.....	2	23,350	2	24,030	2	24,900
GS-14. Range \$10,320 to \$11,395:						
Special assistant to director.....	1	10,000	1	10,965	1	11,180
Administrative officer.....	1	10,000	1	10,965	1	11,180
Commodity industry analyst.....	2	19,400	2	21,070	2	21,500
GS-11. Range \$6,390 to \$7,465:						
General services officer.....	1	6,340				
GS-9. Range \$5,440 to \$6,250:						
Placement officer.....	1	5,685				
Statistical assistant.....	2	10,870	2	11,960	2	12,230
Secretary to director.....	1	5,560	1	6,115	1	6,250
Finance analyst.....	1	5,060	1	5,575	1	5,710
Research assistant.....	1	5,685	1	6,250	1	6,250
GS-7. Range \$4,525 to \$5,335.....	6	27,730	6	30,660	6	31,470
GS-6. Range \$4,080 to \$4,890.....	1	4,420	1	4,755	1	4,890
GS-5. Range \$3,670 to \$4,480.....	5	20,550	5	22,400	5	22,400
GS-4. Range \$3,415 to \$3,925.....	1	3,575	1	3,840	1	3,925
GS-1. Range \$2,690 to \$3,200.....	1	2,500	1	2,775	1	2,860
<b>Total permanent, departmental.....</b>	<b>34</b>	<b>244,375</b>	<b>31</b>	<b>239,050</b>	<b>31</b>	<b>242,375</b>
Deduct lapses.....	4	26,159	2.4	17,050	2.5	18,375
Add net increase due to changes in pay scales for part of year.....		4,725				
Net permanent, departmental (average number, net salary).....	30	222,941	28.6	222,000	28.5	224,000
Positions other than permanent: Inter-mittent employment.....		1,873		10,000		10,000
Regular pay above 52-week base.....		850		800		800
Other payments for personal services: Payments to other agencies for reimbursable details.....		900				
<b>All personal services, departmental.....</b>	<b>226</b>	<b>564</b>	<b>232</b>	<b>800</b>	<b>234</b>	<b>800</b>

### DETAIL OF PERSONAL SERVICES—continued

	1955 actual		1956 estimate		1957 estimate	
	Num-ber	Total salary	Num-ber	Total salary	Num-ber	Total salary
<b>Field:</b>						
General schedule grades:						
GS-14. Range \$10,320 to \$11,395:						
Chairman, Federal Petroleum Board.....	1	\$9,600	1	\$10,535	1	\$10,750
GS-13. Range \$8,990 to \$10,065:						
Member, Federal Petroleum Board.....	1	8,560	1	9,420	1	9,420
GS-12. Range \$7,570 to \$8,645:						
Alternate member, Federal Petroleum Board.....	1	7,840	1	8,430	1	8,645
GS-11. Range \$6,390 to \$7,465:						
Examiner.....	2	13,280	2	14,715	2	14,715
GS-10. Range \$5,915 to \$6,725:						
Examiner.....	2	12,500	2	13,450	2	13,450
GS-9. Range \$5,440 to \$6,250:						
Examiner.....	5	29,175	5	31,655	5	31,655
GS-7. Range \$4,525 to \$5,335.....	2	10,035	2	10,805	2	10,805
GS-5. Range \$3,670 to \$4,480.....	3	11,730	3	13,035	3	13,305
GS-4. Range \$3,415 to \$3,925.....	4	14,380	4	15,615	4	15,785
Ungraded positions at hourly rates equivalent to less than \$5,440.....	1	1,930	1	2,145	1	2,210
<b>Total permanent, field.....</b>	<b>22</b>	<b>119,030</b>	<b>22</b>	<b>129,805</b>	<b>22</b>	<b>130,740</b>
Deduct lapses.....	0.2	1,105	0.2	1,000	0.2	1,140
Add net increase due to changes in pay scales for part of year.....		2,725				
Net permanent, field (average number, net salary).....	21.8	120,650	21.8	128,805	21.8	129,600
Regular pay above 52-week base.....		460		495		
All personal services, field.....		121,110		129,300		129,600
<b>01 Personal services.....</b>	<b>347</b>	<b>674</b>	<b>362</b>	<b>100</b>	<b>363</b>	<b>600</b>
Salaries and wages in the foregoing schedule are distributed as follows:						
"Salaries and expenses, Office of Oil and Gas, Interior".....		344,943				
"Advances and reimbursements, Office of Oil and Gas".....		2,731				

#### Salaries and Expenses, Office of the Solicitor, Interior

##### DETAIL OF PERSONAL SERVICES

	1955 actual		1956 estimate		1957 estimate	
	Num-ber	Total salary	Num-ber	Total salary	Num-ber	Total salary
<b>Departmental:</b>						
General schedule grades:						
GS-18. Range \$14,800:						
Solicitor.....	1	\$14,800	1	\$14,800	1	\$14,800
GS-16. Range \$12,900 to \$13,760:						
Deputy solicitor.....	1	12,000	1	12,900	1	13,115
GS-15. Range \$11,610 to \$12,690:						
Associate solicitor.....	5	55,000	5	59,130	5	60,210
Special assistant to solicitor.....	1	11,050	1	11,880	1	12,150
Assistant solicitor.....	5	55,250	5	60,750	5	61,830
Legislative counsel.....	1	11,050	1	11,880	1	12,150
Attorney-adviser.....	2	22,600	1	12,420	1	12,690
GS-14. Range \$10,320 to \$11,395:						
Assistant solicitor.....	4	41,200	4	44,935	4	45,365
Legislative attorney.....	5	49,800	4	43,645	4	44,290
General attorney.....	2	19,800	2	20,640	2	21,070
Attorney-adviser.....	6	60,000	4	42,785	4	43,430
GS-13. Range \$8,990 to \$10,065:						
Assistant solicitor.....	3	27,080	3	29,120	3	29,335
Attorney-adviser.....	17	149,320	17	162,720	17	163,795
GS-12. Range \$7,570 to \$8,645:						
Assistant solicitor.....	1	7,440	1	8,000	1	8,215
Special assistant to solicitor.....	1	7,040	1	7,570	1	7,785
Legislative attorney.....	1	7,640	1	8,430	1	8,645
General attorney.....	1	7,040				
Attorney-adviser.....	14	106,160	14	115,870	14	117,160
GS-11. Range \$6,390 to \$7,465:						
Legislative attorney.....	3	18,420	1	6,820	1	6,820
Attorney editor.....	1	6,940	1	7,465	1	7,465
Administrative officer.....	1	6,940	1	7,465	1	7,465
Attorney-adviser.....	7	42,780	4	26,850	6	40,275
GS-10. Range \$5,915 to \$6,725:						
Administrative assistant.....	1	5,500				
GS-9. Range \$5,440 to \$6,250:						
Attorney adviser.....	4	20,740	4	22,570	6	33,855
Administrative assistant.....	2	11,245	2	12,365	2	12,500
Chief, docket and records section.....			1	5,440	1	5,575
GS-7. Range \$4,525 to \$5,335.....	6	27,355	8	40,115	8	40,790
GS-6. Range \$4,080 to \$4,890.....	14	61,255	14	66,705	14	67,380
GS-5. Range \$3,670 to \$4,480.....	19	77,040	16	71,005	16	71,410
GS-4. Range \$3,415 to \$3,925.....	14	48,770	17	64,430	19	72,025
GS-3. Range \$3,175 to \$3,685.....	9	28,310	6	20,070	6	20,495
GS-2. Range \$2,960 to \$3,470.....	1	3,230	1	3,470	1	3,470
GS-1. Range \$2,690 to \$3,200.....	4	11,040	4	11,705	4	11,870
<b>Total permanent, departmental.....</b>	<b>157</b>	<b>1,033,835</b>	<b>146</b>	<b>1,033,950</b>	<b>152</b>	<b>1,077,430</b>

CURRENT AUTHORIZATIONS—Continued

OFFICE OF THE SECRETARY—Continued

Salaries and Expenses, Office of the Solicitor, Interior—Continued

DETAIL OF PERSONAL SERVICES—continued

	1955 actual		1956 estimate		1957 estimate	
	Num-ber	Total salary	Num-ber	Total salary	Num-ber	Total salary
Departmental—Continued						
Deduct—						
Lapses.....	10.8	\$70,997	1.3	\$10,090	2.5	\$18,450
Portion of salaries shown above paid from other accounts.....	4	25,201	4	30,560	4	30,880
Add increase due to changes in pay scales for part of year.....		20,800				
Net permanent, departmental (average number, net salary).....	142.2	958,437	140.7	993,300	145.5	1,028,100
Positions other than permanent: Inter-mittent employment.....		8,138		10,000		10,000
Regular pay above 52-week base.....		3,978		4,300		
Payment above basic rates: Overtime and holiday pay.....		5,107		5,000		5,000
Other payments for personal services: Payments to other agencies for reimbursable details.....		7,545				
All personal services, departmental.....		983,205		1,012,600		1,043,100
Field:						
General schedule grades:						
GS-15. Range \$11,610 to \$12,690: Regional solicitor.....	3	32,400	5	58,590	5	59,130
GS-14. Range \$10,320 to \$11,395: Regional solicitor.....	1	10,800	1	11,610	1	11,610
Field solicitor.....	3	31,200	3	32,465	3	32,680
Supervising attorney-adviser.....	1	9,600	1	10,535	1	10,750
General attorney.....	3	29,600	3	32,035	3	32,465
Attorney-adviser.....	5	51,200	3	33,110	3	33,325
GS-13. Range \$8,990 to \$10,065: Field solicitor.....	11	97,360	12	114,975	12	116,265
Supervising attorney-adviser.....	3	26,450	3	28,905	3	29,120
General attorney.....	4	35,040	4	38,110	4	38,540
Attorney-adviser.....	19	170,640	18	176,225	18	177,730
Hearing examiner.....	1	9,360	1	10,065	1	10,065
Counsel.....			1	8,990	1	8,990
GS-12. Range \$7,570 to \$8,645: Field solicitor.....			1	7,570	1	7,570
General attorney.....	2	14,080	2	15,355	2	15,570
Trial attorney.....	1	7,040	1	7,785	1	8,000
Attorney-adviser.....	20	149,600	20	162,580	20	164,945
Hearing examiner.....	1	7,240	13	98,625	13	99,915
GS-11. Range \$6,390 to \$7,465: Trial attorney.....	2	13,080	2	14,070	2	14,500
Attorney-adviser.....	17	105,780	13	88,445	19	128,075
Hearing examiner.....	12	78,680				
Administrative officer.....	1	6,740	1	7,465	1	7,465
GS-9. Range \$5,440 to \$6,250: Attorney-adviser.....	8	41,730	8	45,815	8	46,625
Shortband reporter.....	1	5,810	1	6,250	1	6,250
Administrative assistant.....	3	16,805	3	18,210	3	18,480
Accountant.....	1	6,115	1	6,250	1	6,250
GS-8. Range \$4,970 to \$5,780: General attorney.....	1	4,995	1	5,510	1	5,645
GS-7. Range \$4,525 to \$5,335: General attorney.....	8	36,890	8	40,395	10	49,860
GS-6. Range \$4,080 to \$4,890: General attorney.....	8	33,225	9	41,715	9	42,660
GS-5. Range \$3,670 to \$4,480: General attorney.....	36	138,510	39	163,880	39	167,025
GS-4. Range \$3,415 to \$3,925: General attorney.....	38	130,258	44	161,565	49	181,190
GS-3. Range \$3,175 to \$3,685: General attorney.....	8	25,440	8	27,185	8	27,695
Ungraded positions at hourly rates equivalent to \$5,440 or above: Counsel.....	1	10,899				
Secretary.....	1	5,653				
Total permanent, field.....	223	1,336,127	230	1,473,640	243	1,558,390
Deduct—						
Lapses.....	11.8	71,128	3.5	22,590	5.7	37,165
Portion of salaries shown above paid from other accounts.....	4	21,768	4	22,750	4	23,125
Add net increase due to changes in pay scales for part of year.....		31,200				
Net permanent, field (average number, net salary).....	207.2	1,274,431	222.5	1,428,300	233.3	1,498,100
Positions other than permanent: Inter-mittent employment.....		10,711		10,000		10,000
Regular pay above 52-week base.....		5,138		5,500		
Payment above basic rates: Overtime and holiday pay.....		1,618		1,600		1,600
Additional pay for service abroad.....		11,024		15,400		15,600
All personal services, field.....		1,302,932		1,460,800		1,625,300
01 Personal services.....		2,286,127		2,473,400		2,568,400
Salaries and wages in the foregoing schedule are distributed as follows:						
"Salaries and expenses, Office of the Solicitor, Interior".....		2,229,335		2,386,100		2,481,100
"Advances and reimbursements, Office of the Solicitor".....		56,792		87,300		87,300

Salaries and Expenses, Office of Minerals Mobilization, Interior

DETAIL OF PERSONAL SERVICES

	1955 actual		1956 estimate		1957 estimate	
	Num-ber	Total salary	Num-ber	Total salary	Num-ber	Total salary
Departmental:						
General schedule grades:						
GS-18. Rate of \$14,800: Director.....			1	\$14,800	1	\$14,800
GS-17. Range \$13,975 to \$14,620: Deputy director.....			1	13,975	1	13,975
GS-15. Range \$11,610 to \$12,690: Chief, solid fuels.....			1	12,690	1	12,690
Chief, reserve and resources branch.....			1	11,610	1	11,610
Chief, foreign programs branch.....			1	11,610	1	11,610
Staff economist.....			1	11,965	1	11,965
GS-14. Range \$10,320 to \$11,395: Mobilization planning officer.....			1	11,395	1	11,395
Industry specialist (solid fuels).....			1	11,395	1	11,395
Foreign specialist.....			1	10,320	1	10,320
Industry specialist.....			2	20,640	2	20,640
GS-13. Range \$8,990 to \$10,065: Commodity industry analyst.....			1	8,990	1	8,990
Foreign specialist.....			1	8,990	1	8,990
GS-12. Range \$7,570 to \$8,645: Statistician.....			1	7,570	1	7,570
GS-11. Range \$6,390 to \$7,465: Administrative assistant.....			1	7,465	1	7,465
GS-9. Range \$5,440 to \$6,250: Statistical analyst.....			2	10,880	2	10,880
GS-7. Range \$4,525 to \$5,335: General attorney.....			1	5,335	1	5,335
GS-6. Range \$4,080 to \$4,890: General attorney.....			1	4,890	1	4,890
GS-5. Range \$3,670 to \$4,480: General attorney.....			6	24,180	6	24,820
GS-4. Range \$3,415 to \$3,925: General attorney.....			1	3,415	1	3,500
Total permanent, departmental.....			26	212,115	26	212,840
Deduct lapses.....			10.3	84,415	0.1	1,140
Net permanent, departmental (average number, net salary).....			15.7	127,700	25.9	211,700
Positions other than permanent: Inter-mittent employment.....				35,000		35,000
Regular pay above 52-week base.....				1,000		
01 Personal services.....				163,700		246,700

Operation and Maintenance, Southeastern Power Administration

DETAIL OF PERSONAL SERVICES

	1955 actual		1956 estimate		1957 estimate	
	Num-ber	Total salary	Num-ber	Total salary	Num-ber	Total salary
Field:						
General schedule grades:						
GS-15. Range \$11,610 to \$12,690: Administrator.....	1	\$11,050	1	\$12,150	1	\$12,420
GS-14. Range \$10,320 to \$11,395: Chief, division of fiscal operations.....	1	9,800	1	10,750	1	10,965
Chief, division of power sales.....	1	9,800	1	10,750	1	10,965
Chief, division of power operations.....	1	9,800	1	10,750	1	10,965
GS-13. Range \$8,990 to \$10,065: Administrative officer.....	1	8,560				
Electrical engineer.....	1	8,560				
GS-12. Range \$7,570 to \$8,645: Budget and finance officer.....	1	7,240				
Assistant to the Administrator.....	1	7,240	1	8,000	1	8,215
Electrical engineer.....	2	14,680	2	16,645	2	16,860
GS-11. Range \$6,390 to \$7,465: Chief accountant.....	1	6,140	1	6,820	1	6,820
Hydraulic engineer.....			1	6,390	1	6,605
Cost allocation and repayment specialist.....			1	6,390	1	6,390
Personnel officer.....	1	6,140	1	6,820	1	7,035
Public utilities specialist.....	1	5,940				
Electrical engineer.....			2	12,780	2	13,210
Hydraulic engineer, general.....			1	6,390	1	6,605
GS-9. Range \$5,440 to \$6,250: Accountant, cost.....	1	5,185				
Hydraulic engineer.....	1	5,310				
Power coordinator.....	1	5,500				
Public utilities specialist.....			1	5,440	1	5,575
Statistician.....	1	5,310				
Engineer, general.....	1	5,810				
Electrical engineer.....	4	21,365	1	5,440	1	5,440
GS-7. Range \$4,525 to \$5,335: General attorney.....	3	13,240	8	38,765	9	44,370
GS-6. Range \$4,080 to \$4,890: General attorney.....	2	7,840	1	4,080		
GS-5. Range \$3,670 to \$4,480: General attorney.....	5	18,550	2	8,420	2	8,555
GS-4. Range \$3,415 to \$3,925: General attorney.....	6	20,170	5	18,435	5	18,860
GS-3. Range \$3,175 to \$3,685: General attorney.....	2	6,540	2	7,200	5	16,810
GS-2. Range \$2,960 to \$3,170: General attorney.....	2	5,500	3	8,880		
Ungraded positions at hourly rates equivalent to less than \$5,000: General attorney.....	2	5,424	2	5,915	2	5,915
Total permanent, field.....	44	230,754	39	217,210	39	222,580
Deduct lapses.....	6.5	35,454	1.6	8,210	1	3,580
Add net increase due to changes in pay scales for part of year.....		3,945				
Net permanent, field (average number, net salary).....	37.5	199,245	37.4	209,000	38	219,000
Regular pay above 52-week base.....		721		1,000		
01 Personal services.....		199,966		210,000		219,000

Consolidated schedule of personal services paid from funds available to Southwestern Power Administration

DETAIL OF PERSONAL SERVICES

Field:	1955 actual		1956 estimate		1957 estimate	
	Num-ber	Total salary	Num-ber	Total salary	Num-ber	Total salary
General schedule grades:						
GS-16. Range \$12,900 to \$13,760:						
Administrator	1	\$12,400	1	\$13,545	1	\$13,760
GS-15. Range \$11,610 to \$12,690:						
Assistant administrator	1	10,800	1	11,610	1	11,880
GS-14. Range \$10,320 to \$11,395:						
Administrative officer	1	10,000	1	10,750		
Chief, division of administrative services	1	10,600	1	11,395	1	11,395
Chief, division of operations and engineering	1	10,800	1	11,610	1	11,610
Chief, division of rates and customer service	1	10,000	1	10,965	1	11,180
Controller	1	10,600				
Engineer	1	10,800				
GS-13. Range \$8,990 to \$10,065:						
Chief, budget and finance branch	1	9,360	1	10,065	1	10,065
Chief, engineering and planning branch	1	9,360	1	10,065	1	10,065
Chief, maintenance branch	1	8,990	1	9,850	1	9,850
Engineer	1	8,760	1	9,635	1	9,635
Public utilities specialist	1	8,360	1	9,205	1	9,205
Really officer	1	9,360				
GS-12. Range \$7,570 to \$8,645:						
Accountant	1	7,640	1	8,430	1	8,430
Administrative officer	1	7,440	1	8,000	1	8,215
Chief, office services branch	1	8,040	1	8,645	1	8,645
Engineer	3	22,520	2	16,215	2	16,430
Supervisor, system operations branch	1	7,040	1	7,570	1	7,785
GS-11. Range \$6,390 to \$7,465:						
Accountant	1	6,340	1	7,465	1	7,465
Auditor			2	12,780	2	12,780
Administrative officer					1	10,750
Assistant system supervisor	1	6,340	1	6,390	1	6,390
Cost accountant	1	6,940				
Engineer	5	31,900	5	33,455	3	21,105
Public utilities specialist	2	11,880	2	12,780	2	13,210
Rate examiner	1	5,940	2	12,780	2	12,995
Safety officer			1	6,390	1	6,390
Supply officer	1	6,940				
GS-10. Range \$5,915 to \$6,725:						
System operator	1	5,925	1	6,185	1	6,320
GS-9. Range \$5,440 to \$6,250:						
Accountant	1	5,935	3	17,265	3	17,670
Administrative assistant			1	5,440		
Auditor			1	5,440	1	5,575
Budget examiner	1	5,935	1	6,385	1	6,385
Engineer	7	39,045	7	40,240	5	29,900
Inspector			1	5,440	1	5,575
Personnel supervisor			1	5,440	1	5,575
Property and supply supervisor	1	5,875	1	5,440	1	5,575
Purchasing agent	2	10,370	2	11,285	2	11,555
System operator	3	16,255	3	16,530	3	16,665
GS-8. Range \$4,970 to \$5,780:						
GS-7. Range \$4,525 to \$5,335:						
GS-6. Range \$4,080 to \$4,890:						
GS-5. Range \$3,670 to \$4,480:						
GS-4. Range \$3,415 to \$3,925:						
GS-3. Range \$3,175 to \$3,685:						
GS-2. Range \$2,960 to \$3,470:						
Ungraded positions at hourly rates equivalent to less than \$5,440:	50	204,445	41	182,502	39	172,850
Total permanent, field	154	773,525	151	798,152	144	767,990
Deduct lapses	24.7	123,430	5.8	28,397	6.6	35,175
Add net increase due to changes in pay scales for part of year		9,899				
Net permanent, field (average number, net salary)	129.3	659,994	145.2	769,755	137.4	732,815
Positions other than permanent: Temporary employment	13,433		20,000		20,000	
Regular pay above 52-week base	2,045		2,995			
Payment above basic rates:						
Overtime and holiday pay	25,424		25,750		28,685	
Nightwork differential	1,127		1,500		1,500	
Other payments for personal services: Payments to other agencies for reimbursable details	262					
01 Personal services	702,285		820,000		783,000	
Salaries and wages in the foregoing schedule are distributed as follows:						
Direct operation and maintenance obligations	670,098		782,500		783,000	
Direct construction obligations	29,833		37,500			
Reimbursable obligations:						
Operation and maintenance	2,251					
Construction	103					

COMMISSION OF FINE ARTS

Salaries and Expenses, Commission of Fine Arts

DETAIL OF PERSONAL SERVICES

Field:	1955 actual		1956 estimate		1957 estimate	
	Num-ber	Total salary	Num-ber	Total salary	Num-ber	Total salary
Departmental:						
General schedule grades:						
GS-14. Range \$10,320 to \$11,395:						
Executive secretary					1	\$10,320
GS-12. Range \$7,570 to \$8,645:						
Secretary and administrative officer	1	\$7,040	1	\$7,785		
GS-9. Range \$5,440 to \$6,250:						
Research assistant					1	5,440
GS-6. Range \$4,080 to \$4,890:					1	4,080
GS-5. Range \$3,670 to \$4,480:						
GS-4. Range \$3,415 to \$3,925:					1	3,415
GS-3. Range \$3,175 to \$3,685:						
Total permanent, departmental	3	13,525	3	14,985	4	23,255
Deduct lapses	0.1	494	0.1	380	0.1	415
Add net increase due to changes in pay scales for part of year		279				
Net permanent, departmental (average number, net salary)	2.9	13,310	2.9	14,605	3.9	22,840
Positions other than permanent: Temporary employment					1,085	
Regular pay above 52-week base		51		55		
01 Personal services		13,361		15,745		22,840

BONNEVILLE POWER ADMINISTRATION

Consolidated schedule of personal services paid from Bonneville Power Administration funds for construction and operation and maintenance

DETAIL OF PERSONAL SERVICES

Field:	1955 actual		1956 estimate		1957 estimate	
	Num-ber	Total salary	Num-ber	Total salary	Num-ber	Total salary
Positions established by act of Oct. 15, 1949 (63 Stat. 881):						
Administrator	1	\$14,800	1	\$14,800	1	\$14,800
General schedule grades:						
GS-16. Range \$12,900 to \$13,760:						
Assistant administrator	1	12,000	1	12,900	1	13,115
GS-15. Range \$11,610 to \$12,690:						
Assistant to administrator	1	10,800	1	11,610	1	11,610
Branch chief	1	11,050				
Deputy division director	3	32,650	3	35,100	3	35,910
Division director	3	33,400	3	35,910	3	36,180
Manager, Washington, D. C., office	1	11,300	1	12,150	1	12,420
GS-14. Range \$10,320 to \$11,395:						
Area manager	3	29,600	3	31,820	3	32,465
Assistant branch chief	1	10,000	1	10,965	1	10,965
Branch chief	9	90,400	9	98,900	9	99,115
Functional supervisor	1	10,200	1	11,180	1	11,180
Land appraiser supervisor	1	10,600				
Section head	3	29,200	3	31,605	3	32,035
Special assistant	2	20,200	2	21,930	2	21,930
GS-13. Range \$8,990 to \$10,065:						
Administrative officer	2	16,920	2	18,625	2	18,625
Area operations and maintenance supervisor	2	17,720	2	19,055	2	19,485
Area power operations supervisor	1	9,360	1	10,280	1	10,280
Assistant branch chief	1	8,960	1	9,635	1	9,850
Assistant to director of administrative management	2	18,520	2	20,130	2	20,130
District manager	1	8,560	2	18,195	2	18,410
Engineer	10	87,000	7	65,705	7	66,350
Functional supervisor	19	166,640	19	180,915	19	182,635
Labor relations officer	1	8,360	1	9,205	1	9,205
Maintenance superintendent	4	35,040	4	37,895	4	38,540
Maintenance supervisor	3	27,080	3	29,120	3	29,550
Pharmacologist	1	8,360				
Program coordinator	1	9,560	1	10,280	1	10,280
Rate specialist	1	9,560	1	10,280	1	10,280
Section head	12	105,120	12	114,760	12	115,620
GS-12. Range \$7,570 to \$8,645:						
Accountant	3	21,920	2	16,000	2	16,215
Administrative officer	6	43,840	5	40,000	5	40,645
Architect	1	8,040	1	8,645	1	8,645
Branch chief	1	7,840	1	8,645	1	8,645
Classification officer	1	7,040	1	7,570	1	7,785
District manager	3	22,120	2	15,785	2	15,785
Engineer	53	393,320	59	473,290	61	494,235
Equipment operations officer	1	7,240	1	8,000	1	8,000
Fiscal officer	1	7,440	1	8,215	1	8,215
Forester	1	7,440	1	8,000	1	8,215
Functional supervisor	8	60,120	8	65,290	8	66,365

## CURRENT AUTHORIZATIONS—Continued

## BONNEVILLE POWER ADMINISTRATION—Con.

Consolidated schedule of personal services paid from Bonneville Power Administration funds for construction and operation and maintenance—Continued

## DETAIL OF PERSONAL SERVICES—continued

	1955 actual	1956 estimate	1957 estimate
Field—Continued			
General schedule grades—Continued			
GS-12. Range \$7,570 to \$8,645—Con.			
Helicopter pilot	2 \$14,280	2 \$15,785	2 \$15,785
Information officer	1 7,240	1 7,785	1 8,009
Land appraiser	1 7,240	1 7,785	1 8,009
Management analyst	2 15,280	2 16,645	2 16,860
Personnel officer	2 14,880	2 16,215	2 16,430
Rate analyst	2 15,480	2 16,860	2 16,860
Realty officer	1 8,040		
Research analyst	1 8,040	1 8,860	1 8,860
Section head	3 22,820	3 24,860	3 24,860
Superintendent	17 127,680	17 138,150	17 139,225
GS-11. Range \$6,390 to \$7,465:			
Accountant	3 19,820	3 21,750	3 21,750
Administrative officer	1 6,340		
Budget analyst	1 6,140		
Budget control officer	1 6,340	1 6,820	1 6,820
Cartographer	1 6,340	1 6,820	1 7,035
Commodity industry analyst	1 6,140		
Contract specialist	2 11,880	2 13,210	2 13,210
Economist	1 6,340	1 6,820	1 7,035
Engineer	134 845,430	128 872,965	127 880,550
Forester	1 5,940	1 6,390	1 6,605
Geologist	1 6,340	1 7,035	1 7,035
Illustrator	1 6,340	1 7,035	1 7,035
Instrument maker	1 6,340	1 7,035	1 7,035
Land appraiser	2 13,880	3 21,750	3 21,750
Librarian	1 6,390	1 6,390	1 6,390
Personnel officer	1 5,940	1 6,390	1 6,605
Physicist	1 6,540	1 7,250	1 7,250
Position classifier	1 6,140	1 6,820	1 6,820
Procurement analyst	4 25,560	4 28,140	4 28,140
Realty assistant	2 12,880	4 27,280	4 27,495
Reproduction plant supervisor		1 7,035	1 7,035
Section head	5 30,900	5 34,315	5 34,315
Statistician	2 12,280	2 13,640	2 13,640
Superintendent	6 38,640	6 41,780	6 42,640
Supply cataloger	1 6,540	1 7,035	1 7,250
Supply control officer	2 12,680	2 14,070	2 14,070
GS-10. Range \$5,915 to \$6,725:			
Personnel rating examiner	1 5,750	1 6,320	1 6,455
Superintendent	1 5,875	1 6,455	1 6,590
GS-9. Range \$5,440 to \$6,250:			
Accountant	11 59,410	11 64,970	11 66,050
Administrative assistant	19 100,765	20 115,955	20 118,115
Architect	3 16,430		
Assistant records management officer	1 5,435	1 5,980	1 6,115
Budget analyst	3 15,805	3 17,400	3 17,805
Cartographer		1 5,575	1 5,710
Chemist	1 5,185	1 5,710	1 5,845
Communications technician	5 25,675	5 28,145	5 28,685
Construction and maintenance superintendent	4 21,740		
Economist	2 10,495	2 11,555	2 11,825
Employee relations assistant	1 5,310	1 5,845	1 5,980
Engineer	269 1,450,260	185 1,087,580	201 1,195,815
Fiscal assistant	3 16,180	3 17,805	3 18,210
Inspector	1 5,560	1 6,115	1 6,250
Instrument maker	2 10,870	2 11,960	3 17,670
Meteorologist	1 5,185	1 5,710	1 5,845
Methods examiner, procedures	1 5,310		
Organization and methods examiner	1 5,435	1 5,980	1 6,115
Personnel assistant	1 5,435	1 5,980	1 6,115
Plant records analyst		1 5,575	1 5,710
Position classifier	3 16,055	3 17,690	3 18,095
Procurement officer	1 5,685	1 6,250	1 6,250
Public utilities specialist	2 10,370	2 11,420	2 11,690
Purchasing agent supervisor	1 5,685	1 6,250	1 6,250
Realty assistant	4 23,240	2 12,770	2 13,040
Safety supervisor	4 22,865	4 25,000	4 25,405
Storage specialist	1 5,810		
Superintendent	15 83,650	15 92,540	15 95,120
Supply control assistant	6 32,860	6 36,015	6 36,690
Supply control officer	1 5,810	1 6,385	1 6,520
Supply requirements and distribution assistant	4 21,615	1 5,845	1 5,845
Tabulating machine supervisor	1 5,185	1 5,710	1 5,845
Training officer	1 5,810	1 6,285	1 6,520
Voucher examiner	2 11,370	2 12,500	2 12,770
GS-8. Range \$4,970 to \$5,780:			
GS-7. Range \$4,525 to \$5,335:	171 798,680	148 743,410	152 765,965
GS-6. Range \$4,080 to \$4,890:	70 304,275	55 257,070	55 257,745
GS-5. Range \$3,670 to \$4,480:	131 528,095	120 545,615	120 519,450
GS-4. Range \$3,415 to \$3,925:	177 628,375	172 650,795	172 652,665
GS-3. Range \$3,175 to \$3,985:	130 422,220	116 406,415	118 413,870
GS-2. Range \$2,960 to \$3,470:	20 58,260	17 53,335	17 56,270
GS-1. Range \$2,690 to \$3,200:	2 5,640	3 9,175	3 9,315
Ungraded positions at hourly rates:			
Equivalent to \$5,440 and above:			
Assistant power dispatcher	2 13,395	2 13,645	2 13,645
Aviation machinist working foreman	1 5,845	1 5,845	1 5,845
Cable splicer	2 11,024	2 11,232	2 11,232
Cable splicer/electrician	2 12,688	2 12,896	2 12,896
Carpenter foreman	1 5,928		
Carpenter shop foreman	1 6,250	1 6,240	1 6,240

## DETAIL OF PERSONAL SERVICES—continued

	1955 actual	1956 estimate	1957 estimate
Field—Continued			
Ungraded positions at hourly rates—Con.			
Equivalent to \$5,440 and above—Con.			
Chief substation operator, class A	10 63,752	13 84,115	14 90,663
Chief substation operator, class B	18 110,448	12 74,880	11 68,640
Direct print unit foreman	1 \$5,366	1 \$5,574	1 \$5,574
Electrical rigger	10 55,120	8 44,928	8 44,928
Electrical rigger foreman	6 38,064	5 32,240	5 32,240
Electrician	136 749,632	124 696,284	132 741,312
Electrician foreman	33 209,352	31 199,888	31 199,888
Electrician general foreman	1 6,656	1 6,739	1 6,739
Electrician working foreman	21 124,488	21 126,256	21 126,256
Ironworker rigger	1 5,512		
Ironworker structural foreman	1 6,344		
Lineman	35 192,920	34 190,944	34 190,944
Lineman foreman	12 76,128	12 77,376	12 77,376
Lineman working foreman	19 112,632	17 102,544	17 102,544
Lithographic platemaker	1 5,595	1 5,699	1 5,699
Lithographic pressman	1 5,595	1 5,699	1 5,699
Lithographic stripper	1 5,595	1 5,699	1 5,699
Lithographic working foreman	1 6,219	1 6,323	1 6,323
Machine shop foreman	1 6,573	1 6,614	1 6,614
Machinist	6 32,573	7 38,584	7 38,584
Machinist auto foreman	8 50,087	6 37,565	6 37,565
Machinist auto shop foreman	1 6,573	1 6,573	1 6,573
Machinist auto working foreman	4 23,379	3 17,534	3 17,534
Machinist foreman	2 12,522	2 12,688	2 12,688
Paint shop foreman	1 6,240	1 6,240	1 6,240
Painter II	3 16,536		
Painter foreman	1 5,928	1 5,928	1 5,928
Painter working foreman	2 11,024	2 11,024	2 11,024
Photographic unit foreman	1 5,678	1 5,782	1 5,782
Plumber and pipefitter	4 22,632	3 16,974	3 16,974
Power dispatcher	12 84,864	11 79,394	11 79,394
Power dispatcher (trainee)		2 13,645	2 13,645
Power shovel operator	9 51,291	10 56,990	10 56,990
Process cameraman	1 5,595	1 5,699	1 5,699
Reproduction plant foreman	1 6,531		
Roofing plant foreman	1 5,512		
Senior power dispatcher	8 63,398	8 64,730	8 64,730
Senior substation operator	58 343,824	80 482,560	93 560,976
Sheet metal foreman	1 6,261	2 11,024	2 11,024
Sheet metal worker	7 38,002	8 44,096	8 44,096
Substation operator	111 611,832	105 589,680	101 567,216
Welder	12 66,144	10 55,120	10 55,120
Woodworking machine operator	1 5,408	1 5,512	1 5,512
Equivalent to less than \$5,440	416	323	341
	1,916,424	1,503,372	1,575,861
Total permanent, field	2,455	2,174	2,233
Deduct lapses	12,869,784	12,118,284	12,497,731
	351.9	52.1	56.4
	1,772,674	291,684	325,431
Add net increase due to changes in pay scales for part year	245,223		
Net permanent, field (average number, net salary)	2,103.1	2,121.9	2,176.6
	11,342,333	11,826,600	12,172,300
Positions other than permanent:			
Temporary employment	259,574	312,700	176,900
Intermittent employment	2,790	4,500	4,000
Regular pay above 52-week base	35,061	36,000	
Payment above basic rates:			
Overtime and holiday pay	277,874	288,000	333,900
Nightwork differential	3,128	500	500
Excess of annual leave earned over leave taken	22,382		
01 Personal services	11,943,142	12,468,300	12,686,900
Salaries and wages in the foregoing schedule are distributed as follows:			
"Construction, Bonneville Power Administration"	7,262,729	7,144,400	6,975,990
"Advances and reimbursements, Bonneville Power Administration"	132,028	180,000	160,000
"Operation and maintenance, Bonneville Power Administration"	4,608,385	5,143,900	5,551,000

## BUREAU OF LAND MANAGEMENT

## Management of Lands and Resources, Bureau of Land Management

## DETAIL OF PERSONAL SERVICES

	1955 actual	1956 estimate	1957 estimate
Departmental:			
General schedule grades			
GS-17. Range \$13,975 to \$14,620:			
Director	1 \$13,200	1 \$14,190	1 \$14,190
GS-15. Range \$11,610 to \$12,690:			
Assistant director	1 10,800	1 11,610	1 11,610
Assistant director	1 10,800	1 11,880	1 12,150
Assistant to the director			1 11,610
Executive officer	1 11,050	1 12,150	1 12,150
Staff officer	5 55,000	5 59,940	5 60,480
GS-14. Range \$10,320 to \$11,395:			
Assistant to the director	1 9,600	1 10,320	
Assistant minerals officer			1 11,395
Budget and finance officer	1 9,800	1 10,535	1 10,750
Personnel officer			1 10,435



DETAIL OF PERSONAL SERVICES—continued

	1955 actual		1956 estimate		1957 estimate	
	Num-ber	Total salary	Num-ber	Total salary	Num-ber	Total salary
Departmental—Continued						
General schedule grades—Continued						
GS-13. Range \$8,990 to \$10,065:						
Adjudicator	2	\$16,920	2	\$18,625	2	\$18,840
Agricultural economist	2	17,720	2	19,485	2	19,485
Assistant staff officer	1	8,560				
Cadastral engineer	1	8,960	2	18,840	2	18,840
Chief of branch	1	9,160	1	9,850	1	10,065
Chief of section			1	9,635	1	9,850
Docket control officer			1	9,420	1	9,635
Information officer					1	8,990
Land examiner	1	9,360	1	10,065	1	10,065
Lands officer	1	8,760	1	9,420	1	8,990
Organization and methods examiner	1	8,360	1	8,990	1	9,205
Personnel officer	1	8,960				
Program coordination officer	1	8,360	1	8,990	1	9,205
Valuation engineer	1	8,360			1	8,990
GS-12. Range \$7,570 to \$8,645:						
Adjudicator	3	21,720	4	31,570	4	32,860
Agricultural economist	1	7,440	1	8,000	1	8,215
Assistant personnel officer	1	8,040				
Cadastral engineer	1	8,040	1	8,645	1	8,645
Chief of branch			1	7,570	1	7,785
Chief of section	3	23,920	3	25,935	3	26,150
Docket control officer	1	7,040			2	16,215
Forester	1	7,640	2	16,000	2	16,215
Information officer	1	7,040	1	7,570		
Position classifier	1	7,040	1	7,570	1	7,570
Range conservationist	2	15,480	2	16,085	2	16,860
Records officer			2	15,355	2	15,570
Supply officer	1	7,240	1	7,785	1	8,000
Training officer			1	7,570	1	7,785
Valuation engineer	1	7,040	1	7,570		
GS-11. Range \$6,390 to \$7,465:						
Adjudicator	2	13,080	6	43,285	7	50,750
Auditor	2	13,080	2	13,855	2	13,210
Budget analyst					1	6,390
Cadastral engineer	1	6,140				
Cartographer	1	6,140	2	13,210	2	13,640
Fiscal accountant	2	12,680	2	13,210	2	13,640
Forester	1	5,940	1	6,390	1	6,605
Land appraiser	1	6,140	1	6,820	1	6,820
Organization and methods examiner	1	6,540	1	7,035	1	7,250
Placement and training officer			1	6,390	1	6,605
Range conservationist	2	13,080	1	6,390	1	6,390
Supply officer	1	5,940	1	6,390	1	6,605
GS-9. Range \$5,440 to \$6,250:						
Adjudicator	4	21,115	4	22,840	4	21,760
Auditor	1	5,060	1	5,440	1	5,575
Budget analyst	2	10,370	1	5,845	1	5,980
Cartographer	1	5,810	1	6,250	1	6,250
Fiscal accountant	1	5,060	1	5,440	1	5,440
Methods examiner	1	5,685	1	6,250	1	6,250
Personal assistant	2	10,620	1	5,980	1	6,115
Records assistant					1	5,440
Statistical assistant	1	5,810	1	6,250	1	6,250
GS-7. Range \$4,525 to \$5,335	14	67,220	16	78,920	16	80,465
GS-6. Range \$4,080 to \$4,890	8	33,735	10	45,525	10	46,415
GS-5. Range \$3,670 to \$4,480	20	78,945	38	160,230	43	163,290
GS-4. Range \$3,415 to \$3,925	15	52,665	28	104,980	31	109,700
GS-3. Range \$3,175 to \$3,685	7	22,410	14	47,425	11	37,260
GS-2. Range \$2,960 to \$3,470	5	16,230	11	34,685	4	12,900
GS-1. Range \$2,690 to \$3,200	5	14,500	5	15,660	5	16,000
Total permanent, departmental	141	797,045	197	1,106,185	203	1,148,255
Deduct lapses	12	67,910	7	43,461	7.2	44,255
Add net increase due to changes in pay scales for part year		16,838				
Net permanent, departmental (average number, net salary)	129	745,973	190	1,062,724	195.8	1,104,000
Positions other than permanent:						
Temporary employment		10,300		39,000		30,500
Part-time employment		1,074		4,654		3,500
Regular pay above 52-week base		3,063		4,212		
Payment above basic rates: Overtime and holiday pay		561		1,055		2,200
Other payments for personal services: Payments to other agencies for reimbursable details		3,065				
All personal services, departmental		764,036		1,111,645		1,140,200
Field:						
General schedule grades:						
GS-15. Range \$11,610 to \$12,690:						
Area administrator	4	43,450	4	47,520	4	47,950
GS-14. Range \$10,320 to \$11,395:						
State supervisor	11	107,600	11	116,100	11	118,175
GS-13. Range \$8,990 to \$10,065:						
Adjudicator	2	17,320	1	8,990	1	8,990
Administrative officer	4	33,840	4	35,185	4	35,615
Cadastral engineer	2	17,920	2	19,485	2	19,485
Hearings officer					15	134,850
Staff officer	12	105,720	12	115,190	12	117,600
State supervisor	1	8,360	1	9,205	1	9,420
Valuation engineer	1	8,360	1	8,990	13	116,870
GS-12. Range \$7,570 to \$8,645:						
Adjudicator	2	14,880	3	23,570	6	46,355
Airplane pilot	2	14,480	2	15,140	2	15,355
Cadastral engineer	3	17,920	3	19,440	3	19,655
Cartographer	5	36,200	5	37,960	5	38,390
Chief of section	2	14,680				
District forester	6	43,840	6	49,075	6	49,505
Field examiner	2	14,880	2	16,000	2	16,430
Forester	7	51,880	7	55,785	7	56,430
Lands and minerals officer	10	73,400	9	71,570	9	72,430

DETAIL OF PERSONAL SERVICES—continued

	1955 actual		1956 estimate		1957 estimate	
	Num-ber	Total salary	Num-ber	Total salary	Num-ber	Total salary
Departmental—Continued						
General schedule grades—Continued						
GS-12. Range \$7,570 to \$8,645—Con.						
Land office manager	14	\$104,160	14	\$111,570	14	\$112,645
Program coordination officer	2	15,480	2	16,645	2	16,860
Range conservationist	9	82,640	12	97,720	12	98,795
Range manager			10	78,710	10	79,785
Range and forestry officer	7	51,680	7	56,000	7	56,645
Real property officer	1	7,240	1	8,000	1	8,215
Valuation engineer	5	37,600	2	15,550	12	91,300
GS-11. Range \$6,390 to \$7,465:						
Adjudicator	14	90,160	12	81,740	18	120,380
Administrative officer	1	6,140				
Agricultural engineer	1	6,740	2	13,640	2	13,855
Appraiser	6	38,640	6	42,210	6	42,640
Assistant district forester	15	92,500	15	101,440	15	102,515
Assistant land office manager	3	19,820	2	14,020	2	14,235
Assistant land and range officer	1	6,340				
Cadastral engineer	14	92,960	15	107,135	19	132,750
Cartographer	6	39,240	7	49,030	7	49,675
Electronics engineer	1	6,540	1	7,035	1	7,250
Field examiner	3	19,220	3	20,675	16	103,960
Finance officer	3	19,020	4	29,425	4	29,640
Forester	20	119,345	21	136,975	27	177,330
Lands and minerals officer			1	7,465	1	7,465
Land law examiner	1	5,940	2	12,780	2	12,995
Personnel officer	2	13,280	3	21,105	3	21,320
Range conservationist	10	67,000	9	64,925	19	129,050
Range manager	32	200,080	35	232,680	35	235,555
Real property officer	1	6,740	1	7,250	1	7,465
Supply officer	3	19,020	3	20,675	3	20,890
Valuation engineer	12	75,880	12	82,140	55	357,210
GS-9. Range \$5,440 to \$6,250:						
Adjudicator	20	108,075	21	122,010	66	377,335
Administrative assistant	11	59,410	12	69,895	12	72,285
Agricultural engineer	9	47,665	10	57,475	10	59,260
Aronomist	1	5,310	1	5,710	1	5,845
Appraiser	6	33,110	6	35,960	6	36,175
Auditor	3	15,555	3	16,725	3	16,995
Cadastral engineer	5	26,050	5	28,855	7	39,860
Cartographer	17	90,895	16	93,005	16	94,205
Electronics engineer	1	5,560	2	11,555	2	11,690
Field examiner	5	26,175	4	22,975	22	120,325
Fiscal accountant	4	21,615	4	23,245	7	39,610
Forester	36	187,160	42	235,770	58	323,860
Land law examiner	1	5,185	2	11,150	2	11,285
Land office manager	1	5,060	1	5,440	1	5,575
Personnel assistant	1	5,435	1	5,440	4	21,895
Procurement and supply officer	2	11,120	2	12,230	6	34,040
Program analyst	1	5,560	1	5,980	1	6,115
Range conservationist	24	130,940	28	163,955	28	166,985
Range manager	51	273,560	46	263,315	46	267,440
Real property officer			2	11,015	2	11,150
Staff assistant	1	5,310				
Valuation engineer	3	15,180	4	22,030	19	103,730
GS-8. Range \$4,970 to \$5,780	4	19,105	4	20,825	4	21,095
GS-7. Range \$4,525 to \$5,335	252		301		373	
GS-6. Range \$4,080 to \$4,890	1,116,933		1,455,465		1,787,930	
GS-5. Range \$3,670 to \$4,480	28	114,510	29	127,230	29	131,955
	221		202		285	
GS-4. Range \$3,415 to \$3,925	839,660		821,115		1,120,780	
GS-3. Range \$3,175 to \$3,685	151	513,600	151	552,640	262	938,680
GS-2. Range \$2,960 to \$3,470	152	471,245	149	496,435	162	545,435
GS-1. Range \$2,690 to \$3,200	24	68,690	24	74,185	24	76,285
	5	13,300	5	14,300	5	14,470
Ungraded positions at hourly rates: Equivalent to \$5.440 and above:						
Maintenanceman	2	12,564	2	12,564	2	12,564
Mechanic, heavy duty	2	13,645	2	13,645	2	13,645
Mechanic, automotive	1	6,530	1	6,530	1	6,530
Warehouseman	1	5,824	1	6,198	1	6,198
Equivalent to less than \$5,440	18	66,194	18	66,549	18	66,549
Total permanent, field	1,327					

CURRENT AUTHORIZATIONS—Continued

BUREAU OF LAND MANAGEMENT—Continued

Management of Lands and Resources, Bureau of Land Management—Continued

DETAIL OF PERSONAL SERVICES—continued

Table with 4 columns: Description, 1955 actual, 1956 estimate, 1957 estimate. Rows include Salaries and wages in the foregoing schedule are distributed as follows: Management of lands and resources, Bureau of Land Management; Advances and reimbursements, Bureau of Land Management.

Construction, Bureau of Land Management

DETAIL OF PERSONAL SERVICES

Table with 6 columns: Field, Description, 1955 actual (Number, Total salary), 1956 estimate (Number, Total salary), 1957 estimate (Number, Total salary). Rows include General schedule grades (GS-12 to GS-3), Total permanent, field; Deduct—Lapses; Add—Net increase due to changes in pay scales; Net permanent, field (average number, net salary); Positions other than permanent: Temporary employment; Regular pay above 52-week base; Payment above basic rates: Overtime and holiday pay; Personal services.

Range Improvements, Bureau of Land Management (Receipt Limitation) (Indefinite appropriation)

DETAIL OF PERSONAL SERVICES

Table with 6 columns: Field, Description, 1955 actual (Number, Total salary), 1956 estimate (Number, Total salary), 1957 estimate (Number, Total salary). Rows include General schedule grades (GS-9 to GS-3), Ungraded positions at daily rates equivalent to less than \$5,440; Total permanent, field; Deduct—Lapses; Add—Net increase due to changes in pay scales; Net permanent, field (average number, net salary); Positions other than permanent: Temporary employment; Regular pay above 52-week base; Personal services; Salaries and wages in the foregoing schedule are distributed as follows: Range improvements, Bureau of Land Management; Advances and reimbursements, Bureau of Land Management.

BUREAU OF INDIAN AFFAIRS

Consolidated schedule of personal services paid from Bureau of Indian Affairs general and special accounts

DETAIL OF PERSONAL SERVICES

Table with 6 columns: Departmental/General schedule grades, Description, 1955 actual (Number, Total salary), 1956 estimate (Number, Total salary), 1957 estimate (Number, Total salary). Rows include Departmental: General schedule grades (GS-17 to GS-11), Commissioner, Associate commissioner, Assistant commissioner, Chief of branch, Chief, program coordination staff, Director of education, Engineer, general; GS-14, Range \$10,320 to \$11,395; GS-13, Range \$8,990 to \$10,065; GS-12, Range \$7,570 to \$8,645.

## DETAIL OF PERSONAL SERVICES—continued

	1955 actual		1956 estimate		1957 estimate	
	Num-ber	Total salary	Num-ber	Total salary	Num-ber	Total salary
<b>Departmental—Continued</b>						
General schedule grades—Continued						
GS-11. Range \$6,390 to \$7,465—Con.						
Administrative officer.....	3	\$18,220	4	\$26,635	4	\$27,065
Architect.....	2	11,880	2	12,780	2	12,780
Budget analyst.....	3	18,620	3	20,245	3	20,675
Engineer, architectural.....	1	6,740	1	7,250	1	7,465
Engineer, construction.....			1	6,390	4	25,775
Engineer, mechanical.....	3	17,820	4	25,560	4	25,990
Field representative.....	1	7,040	1	7,570	1	7,785
Loan examiner.....	1	5,940	1	6,605	1	6,605
Organization and methods examiner.....	1	5,940	1	6,390	1	6,605
Position classifier.....	1	5,940	1	6,820	1	7,035
Procurement officer.....	1	6,340	1	7,035	2	12,780
Program officer.....			2	12,780	4	25,775
Realty officer.....	2	13,480	2	12,780	1	6,390
Reports analyst.....						
Social science analyst.....	1	5,940				
Social welfare research analyst.....	1	6,940	1	7,465	1	7,465
Superintendent, construction.....	1	5,940	2	12,780	2	12,995
Training assistant.....					1	6,390
Wage administrative officer.....	1	6,940	1	7,465	1	7,465
GS-9. Range \$5,440 to \$6,250:						
Accountant.....	3	16,180	3	18,210	3	18,615
Administrative analyst.....	1	5,310	1	5,710	1	5,845
Administrative assistant.....	8	41,730	8	44,735	8	45,410
Architect.....	1	5,060	2	10,880	2	11,015
Budget analyst.....	2	10,995	1	5,980	1	6,115
Construction inspector.....			3	32,640	3	32,640
Credit analyst.....	1	5,060	1	5,575	1	5,710
Engineer, civil.....	3	10,120	3	16,455	3	16,590
Field representative.....	1	5,185				
Fiscal accountant.....					1	5,440
Fiscal analyst.....					2	10,880
Information specialist.....	1	5,935	1	6,385	1	6,385
Placement officer.....	1	5,435	1	5,980	1	6,115
Program officer.....	1	5,060				
Realty assistant.....	7	37,545	7	41,590	7	42,535
Records management analyst.....	2	11,120	2	12,095	2	12,230
Reports analyst.....					1	5,440
GS-8. Range \$4,970 to \$5,780:	2	9,740	2	10,750	2	11,020
GS-7. Range \$4,525 to \$5,335:	30	134,150	29	141,215	29	144,050
GS-6. Range \$4,080 to \$4,890:	7	29,440	5	22,965	5	23,640
GS-5. Range \$3,670 to \$4,480:	43	161,305	58	230,275	62	250,895
GS-4. Range \$3,115 to \$3,925:	39	133,805	45	164,725	49	181,530
GS-3. Range \$3,175 to \$3,685:	17	54,550	22	74,950	22	76,675
GS-2. Range \$2,960 to \$3,470:	4	12,000	3	9,815	3	9,815
GS-1. Range \$2,690 to \$3,200:	3	8,940	3	9,770	3	9,770
Ungraded positions at hourly rates equivalent to less than \$5,440:					1	4,720
Total permanent, departmental.....	327	1,945,375	361	2,287,465	385	2,456,250
<b>Deduct—</b>						
Lapses.....	40.3	239,300	21.3	123,775	16.5	89,911
Portion of salaries shown above paid from other accounts.....	1	4,487	1.5	10,825	1.5	10,825
Add net increase due to changes in pay scales for part of year.....		38,934				
<b>Net permanent, departmental (average number, net salary).....</b>	285.7	1,740,522	338.2	2,152,865	367	2,355,514
<b>Positions other than permanent: Temporary employment.....</b>	629		87,900		97,600	
Regular pay above 52-week base.....	11,232		12,673			
Payment above basic rates: Overtime and holiday pay.....	1,871		3,280		4,280	
All personal services, departmental.....	1,754,254		2,256,718		2,457,394	
<b>Field:</b>						
General schedule grades:						
GS-15. Range \$11,610 to \$12,690:						
Area director.....	8	86,400	9	104,760	9	106,650
General superintendent.....	1	11,300	1	12,150	1	12,420
GS-14. Range \$10,320 to \$11,395:						
Area director.....	3	29,200	2	21,285	3	31,820
Assistant area director.....	15	144,600	16	166,410	16	169,205
Assistant general superintendent.....	3	29,200	3	31,820	3	32,250
Director of schools.....	3	29,200	3	31,605	3	31,820
Field representative.....	1	9,600	1	10,320	1	10,535
General superintendent.....	1	9,600	1	10,320	1	10,535
Program officer.....					1	10,535
School superintendent.....	1	10,000	1	10,965	1	11,180
GS-13. Range \$8,990 to \$10,065:						
Administrative officer.....	1	8,360	1	8,990	1	9,205
Agricultural extension officer.....	1	8,760	1	9,635	1	9,635
Area forester.....	3	26,080	3	28,260	3	28,690
Area land operations officer.....	7	60,120	7	65,940	7	66,155
Area land operations and roads officer.....	1	8,560	1	9,420	1	9,420
Area range operations officer.....	1	8,560	1	9,420	1	9,420
Area realty officer.....					2	17,980
Assistant area director.....	4	33,840	2	18,195	2	18,410
Assistant general superintendent.....	1	8,360	1	8,990	1	8,990
Assistant superintendent.....			1	8,990	1	9,205
Assistant to general superintendent.....	1	8,960	1	9,850	1	9,850
Associate director of schools.....	2	16,720	2	17,980	2	18,410
Budget and finance officer.....	1	8,760	1	9,635	1	9,635
Chief area engineer.....	1	8,360	1	9,205	1	9,205
Director of schools.....	4	34,440	4	37,250	4	37,895
Education specialist.....	2	18,120	2	19,485	1	10,065
Engineer, civil.....	8	57,580	8	61,985	8	61,985
Engineer, general.....	1	8,560	1	8,990	1	9,205
Engineer, irrigation.....	2	18,320	2	19,915	2	20,130
Engineer, project.....	1	8,560	1	9,420	1	9,420
Engineer, road.....	5	42,600	6	54,800	6	55,445
Extension and credit officer.....	1	8,360	4	36,175	4	36,175
Loan examiner.....	1	8,360	1	8,990	1	8,990
Maintenance program officer.....	1	8,360				

## DETAIL OF PERSONAL SERVICES—continued

	1955 actual		1956 estimate		1957 estimate	
	Num-ber	Total salary	Num-ber	Total salary	Num-ber	Total salary
<b>Field—Continued</b>						
General schedule grades—Continued						
GS-13. Range \$8,990 to \$10,065—Con.						
Personnel officer.....	1	\$8,560	1	\$9,420	1	\$9,420
Principal.....	1	8,560	1	9,205	1	9,420
Property and supply officer.....	1	8,360	1	8,990	1	9,205
Real property officer.....			3	26,970	5	45,165
Relocation officer.....	2	16,920	4	36,175	4	36,605
School superintendent.....	9	76,640	10	92,480	10	94,200
Superintendent.....	17	145,720	21	193,090	23	213,220
GS-12. Range \$7,570 to \$8,645:						
Administrative officer.....	5	36,200	5	39,570	7	55,140
Agricultural economist.....	1	7,040				
Agricultural extension agent.....	1	7,640	1	8,215	1	8,430
Appraiser.....			1	8,000	3	23,355
Area director of schools.....	2	14,680	1	8,430	1	8,430
Area realty officer.....	4	29,360	2	16,000	1	8,215
Assistant area director.....	1	7,040	1	7,785	1	7,785
Assistant area director of schools.....	1	8,040	1	7,570	1	7,785
Assistant area forester.....	1	7,440	1	8,215	1	8,430
Assistant area irrigation engineer.....	2	15,080	1	8,215	1	8,430
Assistant area realty officer.....					2	15,140
Assistant general manager.....	1	7,040	1	7,570	1	7,570
Assistant school superintendent.....			4	30,495	4	30,920
Assistant to assistant area director.....	2	14,280	2	15,140	2	15,570
Auditor.....			2	15,140	2	15,140
Budget and finance officer.....	2	14,680	2	16,000	2	16,000
Budget officer.....	4	29,160	4	31,355	4	32,205
Chief, branch of law and order.....			1	7,570	1	7,785
Education specialist.....	5	36,400	4	32,000	3	24,645
Engineer.....	2	14,880	3	23,140	3	23,355
Engineer, civil.....	1	7,440	3	22,175	3	22,390
Engineer, construction.....	2	17,120				
Engineer, construction management.....	1	7,240	1	7,570	1	7,570
Engineer, electrical.....	2	14,480	2	15,785	2	16,000
Engineer, road.....	11	81,455	12	94,925	12	95,470
Engineer, irrigation.....	1	8,040	1	8,860	1	8,860
Enrollment officer.....			2	15,140	2	15,140
Extension and credit officer.....	1	7,240				
Field relocation officer.....	1	7,440			1	7,570
Field representative.....			2	15,140	3	22,710
Finance officer.....	5	36,200	4	30,495	4	31,140
Fiscal accountant.....	1	7,640	1	8,215	1	8,215
Forester.....	3	21,920	6	46,925	6	47,570
Historian.....	1	7,040	1	7,570	1	7,570
Land operations officer.....	1	7,040	3	22,710	3	23,355
Loan examiner.....	1	7,040	2	15,570	2	15,785
Maintenance program officer.....	5	36,400	5	40,990	5	41,205
Maintenance superintendent.....	1	7,240				
Personnel officer.....	5	36,000	5	38,925	5	39,570
Placement officer.....	1	7,040	1	7,785	1	7,785
Position classifier.....	1	7,040	1	7,570	1	7,785
Principal.....	9	65,665	11	86,280	11	88,000
Program and supply officer.....	2	14,880	4	30,710	5	38,495
Program officer.....					2	15,355
Range conservationist.....	6	43,240	6	47,140	6	47,570
Real property officer.....	6	44,440	6	48,000	3	24,000
Relocation officer.....	5	37,600	4	30,825	10	77,205
Reservation principal.....	14	100,975	12	93,850	12	95,355
School superintendent.....	10	73,600	6	48,215	7	56,860
Soil conservationist.....	6	43,400	7	53,635	7	54,925
Social worker.....	7	49,280	7	53,420	9	69,420
Supervisor, extension.....	4	29,960	2	16,430	2	16,645
Supervisor, loan examiner.....	4	29,160	2	16,430	2	16,860
Superintendent.....	16	115,850	13	102,710	12	93,635
Superintendent, construction and maintenance.....			1	7,570	1	7,785
Technical assistant.....	1	7,040	1	7,785	1	7,785
Valuation and appraising officer.....	1	7,040	1	7,570	1	7,785
Withdrawal director.....			1	7,570	1	7,570
GS-11. Range \$6,390 to \$7,465:						
Administrative assistant.....	2	12,480	2	12,780	2	13,210
Administrative officer.....	17	107,500	24	159,800	23	

CURRENT AUTHORIZATIONS—Continued

BUREAU OF INDIAN AFFAIRS—Continued

Consolidated schedule of personal services paid from Bureau of Indian Affairs general and special accounts—Continued

DETAIL OF PERSONAL SERVICES—continued

Field—Continued	1955 actual	1956 estimate	1957 estimate			
General schedule grades—Continued	Num-ber	Total salary	Num-ber	Total salary	Num-ber	Total salary
GS-11. Range \$6,390 to \$7,465—Con.	7	\$43,780	15	\$99,720	16	\$106,110
Loan examiner	2	11,880	3	20,245	3	20,460
Maintenance program officer	2	12,280	3	19,815	3	20,245
Placement officer	4	23,760	3	20,030	4	26,850
Position classifier	19	115,975	20	133,155	21	142,610
Principal	2	12,480	2	13,855	2	13,855
Program officer	6	37,240	4	27,065	3	20,675
Property and supply officer	2	12,880	1	7,680	1	7,680
Range conservationist	4	24,960	6	39,200	13	84,575
Real property officer	4	24,960	4	25,420	10	66,875
Relocation officer	12	72,980	15	97,250	14	89,570
Reservation principal	3	19,220	4	28,355	4	28,570
School superintendent	3	19,220	3	20,800	1	6,605
Social worker	4	25,670	7	48,060	7	48,920
Soil conservationist	2	12,680	7	45,590	8	52,625
Soil scientist	6	37,640	7	47,095	7	48,170
Special officer	1	6,340	2	13,640	2	13,855
Superintendent, construction and maintenance	4	25,160	4	27,495	3	20,460
Superintendent	3	18,220	3	20,675	4	27,925
Supervisor, home extension	1	6,340				
Supervisor, irrigation operator	2	13,280	1	7,465	1	7,465
Training officer	1	6,740			7	44,730
GS-10. Range \$5,915 to \$6,725:						
Administrative officer	2	12,125	1	5,915	1	6,050
Area social worker	1	5,500				
Assistant training officer	1	5,875				
Auditor	1	6,250				
Chief dietitian	1	6,125	1	6,725	1	6,725
Communications officer	1	5,500	1	6,320	1	6,455
Department head	2	11,375	2	12,235	2	12,370
Educational specialist	1	6,000	1	6,590	1	6,725
Electrician	1	6,140	1	6,050	1	6,050
Foreman construction and maintenance			1	5,715	1	5,715
Principal	18	104,625	19	116,400	20	123,500
Superintendent	2	12,250	2	13,180	1	6,455
GS-9. Range \$5,440 to \$6,250:						
Adjutant					1	5,440
Administrative assistant	6	31,860	7	40,375	9	50,985
Administrative officer	17	91,305	17	94,720	19	112,250
Agricultural extension agent	13	64,725	5	31,115	4	25,135
Appraiser	7	36,295	7	39,835	11	61,865
Arts and crafts specialist	3	16,305	3	17,805	3	18,075
Assistant supply and procurement officer					1	5,440
Assistant to superintendent	1	5,185	1	5,575	1	5,710
Auditor	4	20,615	5	27,740	10	55,210
Budget analyst	2	10,495	4	22,165	4	22,570
Chief clerk			1	5,575	1	5,575
Classification analyst	2	11,120	1	6,115	1	6,250
Communication specialist	2	11,060				
Credit examiner	8	41,110	9	49,410	8	44,780
Criminal investigator	1	5,060	1	5,575	1	5,575
Curator	3	15,305	83	480,545	83	483,475
Department head, schools	79	419,125	2	11,150	2	11,420
Director	3	15,305	3	17,940	2	11,690
District agent	4	21,990	5	27,470	5	27,740
Education field agent			22	125,285	20	114,900
Education specialist	17	87,775	20	113,660	20	115,955
Engineer	13	68,305	14	80,750	14	81,745
Engineer, civil	5	26,200	5	28,280	5	28,685
Engineer, electrical	2	10,370	2	11,015	2	11,285
Engineer, hydraulic			1	5,980	1	6,115
Engineer, maintenance			20	115,215	20	115,755
Engineer, road	17	91,960	1	5,440	1	5,440
Engineer, safety			1	5,440	1	5,575
Enrolling officer	2	10,870	1	5,440		
Farm management supervisor	2	10,370				
Field land operations officer			1	5,440	1	5,575
Field representative	18	97,340	2	11,960	2	12,095
Fiscal accountant	9	48,040	7	40,105	7	40,780
Forester, general	17	82,115	21	122,205	22	130,065
Geologist	1	5,310	1	5,440	1	5,575
Home economist	2	11,620	1	6,250	1	6,385
Home extension agent	1	5,435				
Home management supervisor	1	5,185				
Instructor, printing	1	5,310	1	5,710	1	5,845
Land operations officer	6	31,360	5	28,550	5	29,225
Liaison representative, interpreter	1	5,060				
Librarian	1	5,435	1	5,980	1	6,115
Loan examiner	17	90,430	9	49,770	10	56,020
Management agronomist	2	10,870	2	12,355	2	12,490
Personnel assistant	1	5,560	1	6,115	1	6,250
Placement officer	3	15,680	3	17,400	4	23,245
Position classifier	3	16,050	3	17,400	91	520,975
Principal	81	425,495	93	528,180	2	12,365
Procurement officer			2	12,230	1	5,710
Production specialist	1	5,310	1	5,710		
Property and supply officer	5	25,675	6	33,315	8	45,275
Property management analyst					8	45,275
Range conservationist	14	73,095	17	95,315	17	96,665
Real property assistant	3	16,055	5	28,145	6	34,260

DETAIL OF PERSONAL SERVICES—continued

Field—Continued	1955 actual	1956 estimate	1957 estimate			
General schedule grades—Continued	Num-ber	Total salary	Num-ber	Total salary	Num-ber	Total salary
GS-9. Range \$5,440 to \$6,250—Con.	6	\$33,875	12	\$66,495	11	\$60,920
Real property officer	10	54,230	17	95,685	27	149,040
Realty assistant			1	5,440	3	16,990
Realty officer			26	144,210	52	286,255
Relocation officer			3	15,805	3	17,265
Reservation principal	19	100,025	26	144,210	52	286,255
Safety officer	1	5,560	1	6,115	8	44,330
Soil worker	48	257,285	49	285,425	54	314,280
Soil conservationist	35	182,615	39	219,450	40	226,480
Soil scientist	10	52,230	7	39,025	7	39,970
Superintendent, building	1	5,810	1	6,250	1	6,250
Superintendent, construction	3	16,430				
Superintendent, construction and maintenance	12	65,360	5	28,820	5	29,090
Supervising irrigation operator	2	10,995	3	18,645	3	19,130
Teacher-adviser	4	20,240	1	5,575	1	5,710
Training instructor	4	20,240				
Training officer			1	5,440	1	5,575
GS-8. Range \$4,970 to \$5,780:	226	1,068,225	233	1,202,050	232	1,202,240
GS-7. Range \$4,525 to \$5,335:	1,952	8,461,035	1,935	9,115,345	2,083	9,850,130
GS-6. Range \$4,080 to \$4,890:	85	349,950	101	445,835	90	401,660
GS-5. Range \$3,670 to \$4,480:	502	1,817,995	560	2,207,220	591	2,342,630
GS-4. Range \$3,415 to \$3,925:	802	2,662,505	783	2,825,895	918	3,298,545
GS-3. Range \$3,175 to \$3,685:	780	2,390,015	808	2,698,815	872	2,921,745
GS-2. Range \$2,960 to \$3,470:	670	1,927,230	688	2,152,525	690	2,172,020
GS-1. Range \$2,690 to \$3,200:	45	114,245	41	112,300	39	107,965
Ungraded positions at annual rates of \$5,440 or above:						
Master	1	12,798				
Chief engineer	1	12,473				
First assistant engineer	1	7,997				
Second assistant engineer	1	7,527				
First officer	1	7,325				
Junior third officer	1	7,258				
Chief steward	1	6,705				
Third assistant engineer	1	6,896				
Chief radio operator	1	6,880				
Administrative clerk	1	6,566				
Second officer	1	6,541				
Third officer	1	6,324				
Electrician	1	6,199				
Foreman, pumping plant and electrical substation	1	6,032	1	6,032	1	6,032
Chief cook	1	5,556				
Baker and night cook	1	5,556				
Lineman, heat, light and power	2	11,024	2	11,024	2	11,024
Assistant foreman, pumping plant and electrical substation	1	5,782	1	5,782	1	5,782
Ungraded positions at hourly rates:						
Equivalent to \$5,440 or above:						
Auto, diesel mechanic			1	6,000	1	6,000
Construction maintenance superintendent	4	20,450	5	33,878	6	39,452
Electrician	1	4,830	2	12,681	2	13,270
General foreman	5	29,987	8	48,464	8	48,464
Cook	1	3,370	1	5,554	1	5,554
General mechanic	1	3,525	2	11,980	2	11,980
Plumber	1	5,880	1	5,880	1	5,880
Cable splicer telephone	1	6,115	1	6,115		
Dragline operator	1	6,146	1	6,146	1	6,146
Foreman lineman, telephone	1	6,240	1	6,240		
Tractor operator	1	5,512	1	5,512	1	5,512
Bulldozer operator	4	23,712	4	23,712	4	23,712
Construction supervisor			1	5,980	1	6,115
Foreman mechanic			1	5,580	1	5,580
Maintenance supervisor			1	5,512	1	5,512
Operator, universal equipment	1	5,720	2	11,232	2	11,232
Operator, shovel	2,734	9,080,044	2,612	9,378,290	2,657	9,608,213
Equivalent to less than \$5,440:						
Total permanent, field	8,985	35,234,722	9,047	38,682,304	9,594	41,376,595
Deduct—						
Lapses	1,158.8	4,322,572	644.1	2,747,099	576.5	2,457,882
Portion of salaries shown above paid from other accounts			2.2	10,750	2.2	10,750
Add net increase due to changes in pay scales for part of year		659,846				
Net permanent, field (average number, net salary)	7,826.2	31,571,996	8,400.7	35,924,455	9,015.3	38,907,963
Positions other than permanent:						
Temporary employment		803,677		752,449		847,574
Part-time employment		20,005		19,615		26,474
Intermittent employment		2,310,228		2,006,349		2,178,694
Regular pay above 52-week base		97,244		108,309		
Payment above basic rates:						
Overtime and holiday pay		144,587		115,236		128,098
Additional pay for service abroad		434,284		380,169		399,566
Nightwork differential		61,983	</			

DETAIL OF PERSONAL SERVICES—continued

Table with 3 columns: 1955 actual, 1956 estimate, 1957 estimate. Rows include Salaries and wages in the foregoing schedule are distributed as follows: Education and welfare services, Bureau of Indian Affairs; Resourees management, Bureau of Indian Affairs; Construction, Bureau of Indian Affairs; Road construction and maintenance; General administrative expenses, Bureau of Indian Affairs; Distribution of funds of the Creek Indians; Miscellaneous permanent appropriations, Bureau of Indian Affairs; Advances and reimbursements, Bureau of Indian Affairs; Construction of Indian health facilities, Public Health Service.

Indian Tribal Funds

DETAIL OF PERSONAL SERVICES

Table with 4 columns: 1955 actual, 1956 estimate, 1957 estimate, and a sub-column for Field. Rows include General schedule grades: GS-13, GS-12, GS-11, GS-10, GS-9, GS-8, GS-7, GS-6, GS-5, GS-4, GS-3, GS-2, Ungraded positions at hourly rates: Mill manager, Assistant to mill manager, Manufacturing superintendent; and other positions like Total permanent, field; Deduct lapses; Add: Net increases due to changes in pay scales; Portion of salaries carried in other position schedules; Net permanent, field (average number, net salary); Positions other than permanent: Intermittent employment; Regular pay above 52-week base; Payment above basic rates: Overtime and holiday pay; Personal services.

BUREAU OF RECLAMATION

Consolidated schedule of personal services paid from funds available to the Bureau of Reclamation

DETAIL OF PERSONAL SERVICES

Table with 5 columns: Bureau of Reclamation, 1955 actual, 1956 estimate, 1957 estimate, and a sub-column for Departmental. Rows include Departmental: General schedule grades: GS-18, GS-16, GS-15, GS-14, GS-13, GS-11, GS-10, GS-9, GS-8, GS-7, GS-6, GS-5, GS-4, GS-3, GS-2, GS-1, Total permanent, departmental; Deduct lapses; Add net increase due to changes in pay scales; Add terminal leave in excess of lapses; Net permanent, departmental (average number, net salary); Positions other than permanent: Part-time employment; Intermittent employment; Regular pay above 52-week base.

CURRENT AUTHORIZATIONS—Continued

BUREAU OF RECLAMATION—Continued

Consolidated schedule of personal services paid from funds available to the Bureau of Reclamation—Continued

DETAIL OF PERSONAL SERVICES—continued

Table with columns: 1955 actual, 1956 estimate, 1957 estimate. Rows include: BUREAU OF RECLAMATION—continued, Departmental—Continued, Field: General schedule grades: GS-17, GS-16, GS-15, GS-14, GS-13, GS-12.

DETAIL OF PERSONAL SERVICES—continued

Table with columns: 1955 actual, 1956 estimate, 1957 estimate. Rows include: BUREAU OF RECLAMATION—continued, Field—Continued, General schedule grades—Continued, GS-12, Range \$7,570 to \$8,645—Con., GS-11, Range \$6,390 to \$7,465.

DETAIL OF PERSONAL SERVICES—continued

	1955 actual		1956 estimate		1957 estimate	
	Num-ber	Total salary	Num-ber	Total salary	Num-ber	Total salary
<b>BUREAU OF RECLAMATION—continued</b>						
<b>Field—Continued</b>						
General schedule grades—Continued						
GS-9. Range \$5,440 to \$6,250—Con.						
Geologist.....	15	\$80,885	8	\$47,165	8	\$47,570
Hydrologist.....	7	36,925	9	51,255	9	52,335
Illustrator.....	2	11,245	2	12,230	2	12,500
Inspector.....	45	248,955	42	250,585	64	346,740
Irrigation assistant	18	96,825	15	89,295	16	93,925
Land officer.....	1	5,435	1	5,980	2	11,555
Land assistant.....	59	323,785	60	356,105	60	360,326
Land use officer.....	4	22,740	1	5,845		
Land use assistant.....	14	77,965	13	78,955	13	79,990
Management analyst.....	1	5,810	2	11,815	2	11,950
Management assistant.....	4	21,490	3	17,670	3	17,940
Office services officer.....	1	6,740	1	7,250	1	7,465
Office services assistant.....	3	16,180	4	24,595	4	24,865
Operation and maintenance assist-ant.....					1	5,440
Personnel officer.....	6	31,860	4	22,840	5	28,820
Personnel assistant.....	22	121,705	15	89,835	14	84,395
Physicist.....	2	10,620	2	11,690	2	11,960
Pilot.....	1	5,185	1	5,845	1	5,980
Power assistant.....	30	162,175	23	135,650	24	142,575
Procurement and property officer.....					1	5,440
Procurement officer.....	6	33,860	4	24,055	4	24,325
Procurement assistant.....	13	74,085	10	62,900	10	63,305
Programs officer.....	1	5,685	1	6,115	3	17,130
Programs assistant.....	12	67,345	12	72,570	11	67,805
Property officer.....	4	22,615	4	24,595	5	30,305
Property assistant.....	16	88,835	15	91,400	16	98,000
Repayment assistant.....	2	10,870	2	12,500	2	12,150
Statistician.....	2	11,120	2	12,230	2	12,500
Superintendent.....	13	74,160	14	85,285	12	74,675
Supply officer.....	3	16,805	4	23,245	3	17,885
Supply assistant.....	4	21,990	3	17,805	2	12,095
Technical editor.....	2	10,995	1	6,250	1	6,250
GS-8. Range \$4,970 to \$5,780.....	89	450,240	64	356,420	61	337,330
GS-7. Range \$4,525 to \$5,335.....	1,210	5,631,606	1,139	5,766,510	1,162	5,884,965
GS-6. Range \$4,080 to \$4,890.....	618	2,624,155	575	2,644,795	543	2,511,420
GS-5. Range \$3,670 to \$4,480.....	966	3,672,293	971	4,019,190	1,020	4,279,080
GS-4. Range \$3,415 to \$3,925.....	1,155	3,968,038	1,005	3,782,641	1,023	3,864,040
GS-3. Range \$3,175 to \$3,685.....	961	3,035,165	892	3,017,155	883	3,016,660
GS-2. Range \$2,960 to \$3,470.....	475	1,367,217	385	1,204,585	405	1,291,125
GS-1. Range \$2,690 to \$3,200.....	54	143,442	47	137,225	46	138,110
Ungraded positions at hourly rates:						
Equivalent to \$5,440 or above:						
Blacksmith.....	1	5,512	1	5,512	1	5,512
Boilermaker.....	1	6,344	2	12,688	2	12,688
Carpenter.....	6	30,687	7	38,145	7	38,766
Dispatcher.....	6	38,378	6	38,918	6	38,918
Electrician.....	81	436,959	87	474,150	87	474,774
Engineer.....	2	12,106	6	35,984	6	35,984
Mate.....	1	5,803	4	22,464	4	22,464
Foreman.....	82	477,511	89	522,847	89	524,386
Laborer.....	2	13,395	1	7,104	1	7,104
Leverman.....	1	5,928	4	25,376	4	25,376
Lineman.....	34	190,718	34	191,463	34	191,881
Machinist.....	18	97,469	19	104,850	19	104,850
Master.....	1	6,739	1	8,195	1	8,195
Mechanic.....	53	284,192	49	270,917	49	271,334
Operator.....	122	686,152	130	736,477	130	738,796
Painter.....	8	41,286	7	36,982	7	37,814
Pipefitter.....	10	54,601	9	49,691	9	49,691
Plumber.....	7	37,771	8	44,479	7	39,331
Repairman.....	5	27,285	5	27,285	5	27,285
Rigger.....	5	27,541	5	28,039	7	38,855
Supervisor.....	29	173,878	32	192,123	32	192,123
Equivalent to less than \$5,440.....	2,009	8,098,388	1,948	8,053,955	1,969	8,206,716
Total permanent, field.....	11,390	54,201,685	10,819	55,739,783	10,925	56,351,002
Deduct lapses.....	2,108.2	9,472,801	823.2	4,104,094	885.3	4,152,308
Add net increase due to changes in pay scales for part of year.....		813,738				
Net permanent, field (average number, net salary).....	9,281.8	45,542,622	9,995.8	51,635,680	10,039.7	52,198,694
Positions other than permanent:						
Temporary employment.....	418,022	37,995	411,352	39,551	322,923	36,125
Part-time employment.....	175,565	199,717	159,717	175,948		
Intermittent employment.....	157,068	190,835				
Regular pay above 52-week base.....	904,778	981,678	860,816	940,313	816,860	860,816
Payment above basic rates:						
Overtime and holiday pay.....	98,287	141,313	98,287	141,313	98,287	141,313
Nightwork differential.....	2,127	9,100	2,127	9,100	2,127	9,100
Allowances for uniforms.....	58,881	26,543	58,881	26,543	58,881	26,543
Additional pay for services abroad.....						
Other payments for personal services:						
Payments to other agencies for reimbursable detail.....	2,160					
All personal services, field.....	47,397,505	53,635,778	47,397,505	53,635,778	47,397,505	53,635,778
01 Personal services, Bureau of Reclamation.....	48,684,437	55,134,578	48,684,437	55,134,578	48,684,437	55,134,578

DETAIL OF PERSONAL SERVICES—continued

	1955 actual		1956 estimate		1957 estimate	
	Num-ber	Total salary	Num-ber	Total salary	Num-ber	Total salary
<b>BUREAU OF RECLAMATION—continued</b>						
Salaries and wages in the foregoing schedule are distributed as follows:						
“General investigations, Bureau of Reclamation”.....						
Direct obligations.....		\$3,161,709		\$4,125,531		\$4,150,289
Reimbursements (reclamation trust funds).....		200,790		574,122		45,000
“Construction and rehabilitation, Bureau of Reclamation”.....						
“Operation and maintenance, Bureau of Reclamation”.....						
“General administrative expenses, Bureau of Reclamation”.....						
“Emergency fund, Bureau of Reclamation”.....						
“Advances and reimbursements”.....						
“Continuing fund for emergency expenses, Fort Peck project, Montana”.....						
“Reclamation trust funds”.....						
“Construction, Bureau of Indian Affairs”.....						
“Construction, International Boundary and Water Commission, United States and Mexico, State”.....						
“Construction, water supply facilities, San Diego, Calif., Navy”.....						
“Construction, general, Corps of Engineers, civil”.....						
ALLOCATION TO FISH AND WILDLIFE SERVICE.....						
Departmental:						
Add portion of salaries carried in other position schedules paid from this account.....						
Field:						
General schedule grades:						
GS-13. Range \$8,990 to \$10,065: Regional supervisor.....			1	9,205	1	9,420
GS-12. Range \$7,570 to \$8,645: Administrative officer.....			1	8,000	1	8,215
GS-11. Range \$6,390 to \$7,465: Administrative officer.....			3	18,420	3	21,965
Fishery biologist.....			1	6,605	1	6,605
Hydraulic engineer.....			1	7,250	1	7,465
Wildlife biologist.....			3	20,675	3	20,675
GS-10. Range \$5,915 to \$6,725: Wildlife biologist.....			1	6,725	1	6,725
GS-9. Range \$5,440 to \$6,250: Fishery biologist.....			5	28,550	5	30,170
Hydraulic engineer.....			2	11,370	2	11,150
Wildlife biologist.....			5	28,415	7	39,565
GS-7. Range \$4,525 to \$5,335.....			4	19,070	14	66,320
GS-6. Range \$4,080 to \$4,890.....			3	10,355	7	25,960
GS-4. Range \$3,415 to \$3,925.....			4	13,660	9	32,265
GS-3. Range \$3,175 to \$3,685.....			1	3,430	3	10,035
Total permanent, field.....			23	110,795	56	284,470
Deduct—						
Lapses.....			1	4,768		
Portion of salaries shown above paid from other accounts.....					1	2,640
Add—						
Portion of salaries carried in other position schedules paid from this account.....					3.5	11,538
Terminal leave in excess of lapses.....					2	8,053
Net increase due to changes in pay scales for part of year.....						620
Net permanent, field (average number, net salary).....			25.5	118,185	57	289,883
Positions other than permanent: Temporary employment.....					2,974	1,500
Regular pay above 52-week base.....					398	692
All personal services, field.....					121,557	359,000
Personal services, Fish and Wildlife Service.....					125,062	359,000
Salaries and wages in the foregoing schedule are distributed as follows:						
“General investigations, Bureau of Reclamation”.....					13,710	84,000
“Construction and rehabilitation, Bureau of Reclamation”.....					111,352	185,000
ALLOCATION TO BUREAU OF INDIAN AFFAIRS.....						
Departmental:						
Add portion of salaries carried in other position schedules paid from this account.....					1	4,487
Field:						
General schedule grades:						
GS-14. Range \$10,320 to \$11,395: Engineer.....			1	10,000	1	10,750
GS-12. Range \$7,570 to \$8,645: Engineer.....			1	7,440	1	7,240
Real property officer.....			1	7,240	1	8,000
Soil scientist.....			1	7,240	1	8,000

CURRENT AUTHORIZATIONS—Continued

BUREAU OF RECLAMATION—Continued

Consolidated schedule of personal services paid from funds available to the Bureau of Reclamation—Continued

DETAIL OF PERSONAL SERVICES—continued

Table with columns for 1955 actual, 1956 estimate, and 1957 estimate. Rows include Allocation to Bureau of Indian Affairs, Field-Continued, and Allocation to Bureau of Land Management.

DETAIL OF PERSONAL SERVICES—continued

Table with columns for 1955 actual, 1956 estimate, and 1957 estimate. Rows include Allocation to National Park Service and Allocation to General Services Administration.

GEOLOGICAL SURVEY

Surveys, Investigations, and Research, Geological Survey

DETAIL OF PERSONAL SERVICES

Table with columns for 1955 actual, 1956 estimate, and 1957 estimate. Rows include Departmental and General schedule grades for the Geological Survey.



DETAIL OF PERSONAL SERVICES—continued

	1955 actual		1956 estimate		1957 estimate	
Departmental—Continued General schedule grades—Continued	Num-ber	Total salary	Num-ber	Total salary	Num-ber	Total salary
GS-13. Range \$8,990 to \$10,065—Con.						
Finance officer.....	1	\$8,360	1	\$8,990	1	\$9,205
Geodetic engineer.....	1	9,360	1	10,065	1	10,065
Geologist.....	44	386,105	51	475,049	53	513,365
Geophysicist.....	5	43,200	5	46,670	5	46,885
Hydraulic engineer.....	7	59,920	11	101,255	11	101,655
Information officer.....	1	8,960	1	9,635	1	9,635
Librarian.....	1	8,360	1	8,990	1	8,990
Organization and methods examiner.....	2	18,120	1	10,280	1	10,280
Photogrammetric engineer.....	1	9,360	1	10,065	1	10,065
Physicist.....	3	26,280	3	28,475	3	28,690
Position classifier.....	1	8,360	1	8,990	1	9,205
Production specialist.....	2	17,120	1	8,990	1	8,990
Service and supply officer.....	1	8,560	1	9,420	1	9,420
Topographic engineer.....	7	62,920	7	68,090	7	68,520
GS-12. Range \$7,570 to \$8,645:						
Accountant.....	2	14,280	1	7,570	1	7,570
Administrative officer.....	1	7,840	2	15,785	2	16,000
Auditor.....	1	7,240	1	7,570	1	7,570
Budget and fiscal officer.....	1	7,240	1	7,785	1	8,000
Budget officer.....	6	43,640	6	47,350	6	47,565
Cartographic engineer.....	12	87,880	12	95,355	14	111,140
Chemist.....	1	7,240	1	7,785	1	8,000
Distribution officer.....	3	22,320	3	24,215	3	24,430
Geodetic engineer.....	24	174,169	31	240,460	36	279,600
Geologist.....	1	7,040	1	7,570	1	7,570
Geophysicist.....	14	101,960	15	117,850	15	118,710
Hydraulic engineer.....	2	14,280	2	15,570	2	15,570
Instrument maker.....	2	14,080	2	15,355	2	15,570
Mathematician.....	2	14,680	2	16,000	2	16,000
Mechanical engineer.....	1	7,440	1	8,000	1	8,215
Mining engineer.....	2	14,880	2	16,000	2	16,215
Organization and methods examiner.....	4	29,960	4	33,290	4	33,505
Personnel assistant.....	2	15,080	1	7,570	1	7,570
Photogrammetric engineer.....	1	7,040	2	16,645	2	16,645
Physicist.....	1	7,040	1	7,570	1	7,570
Procurement officer.....	2	14,080	2	15,140	2	15,140
Production specialist.....	1	7,440	1	8,000	1	8,000
Tabulating equipment supervisor.....	11	81,640	11	88,430	11	89,075
Topographic engineer.....						
GS-11. Range \$6,390 to \$7,465:						
Accountant.....	5	31,900	5	33,240	5	33,455
Administrative officer.....	3	18,920	3	19,385	3	19,385
Botanist.....	2	12,780	2	12,780	2	12,780
Budget analyst.....	13	82,060	13	89,090	13	89,735
Cartographic engineer.....	25	154,900	27	189,700	30	201,130
Chemist.....	1	6,390	1	6,390	1	6,390
Distribution officer.....	1	6,140	1	6,820	1	6,820
Editor.....	1	5,940	1	6,390	1	6,605
Electronic engineer.....	1	6,140	1	6,605	1	6,820
Employee relations officer.....	1	6,140	1	6,605	1	6,820
Exhibits construction specialist.....	3	18,420	3	20,030	3	20,245
Geodetic engineer.....	51	316,940	55	369,510	62	417,250
Geologist.....	6	36,640	7	46,020	8	52,625
Hydraulic engineer.....	1	6,940	1	7,465	1	7,465
Instrumentmaker.....	3	18,820	3	20,460	3	20,675
Librarian.....	1	5,940	1	6,390	1	6,390
Mechanical engineer.....	1	6,140	1	6,605	1	6,820
Military intelligence analyst.....	1	5,940	2	12,780	2	12,995
Organization and methods exam- iner.....	1	5,940	2	12,780	2	12,995
Personnel assistant.....	2	12,080	2	13,210	2	13,425
Petroleum engineer.....	9	57,760	9	62,455	9	62,885
Photogrammetric engineer.....	3	18,620	3	20,245	3	20,460
Physicist.....	1	6,340	1	6,820	1	7,035
Placement officer.....	1	6,140	1	6,820	1	6,820
Position classifier.....	1	5,940	1	6,390	1	6,390
Procurement officer.....	2	11,880	2	12,780	2	12,780
Production technologist.....	2	12,080	2	12,995	2	13,210
Scientific illustrator.....	14	87,360	14	94,835	14	95,480
Topographic engineer.....						
GS-10. Range \$5,915 to \$6,725:						
Accountant.....	1	6,125	1	6,590	1	6,590
Administrative assistant.....	3	17,625	3	19,095	3	19,230
Editor.....	1	6,125	1	6,590	1	6,590
Instrumentmaker.....	1	5,625	1	6,050	1	6,050
Lithographic technician.....	2	11,750	2	12,775	2	12,910
Program analyst.....						
Scientific illustrator.....						
GS-9. Range \$5,440 to \$6,250:						
Accountant.....	3	16,305	3	18,210	3	18,300
Administrative assistant.....	13	68,655	13	74,220	13	74,895
Budget analyst.....	2	10,620	1	5,575	1	5,575
Cartographic engineer.....	24	129,440	24	140,415	24	141,495
Chemist.....	10	52,975	10	57,640	12	69,330
Distribution analyst.....	1	5,310				
Editor.....	2	10,870	4	22,705	4	22,840
Geodetic engineer.....	1	5,560	1	5,980	1	5,980
Geologist.....	46	237,885	43	240,940	51	285,810
Geophysicist.....	1	5,810	1	6,250	1	6,250
Hydraulic engineer.....	3	15,680	4	22,705	6	33,720
Inquiries specialist.....	1	5,060	1	5,440	1	5,440
Instrumentmaker.....	3	15,555	3	16,860	3	16,995
Laboratory electronic mechanic.....			1	5,440	1	5,440
Librarian.....	3	16,430	3	17,805	3	17,940
Mathematician.....	1	5,060	1	5,440	1	5,440
Organization and methods examiner.....			2	10,880	2	11,015
Personnel assistant.....	3	16,305	3	17,670	4	23,245
Photogrammetric engineer.....	6	33,360	6	36,150	6	36,420
Photographer.....	1	5,310	1	5,710	1	5,710
Physicist.....	3	16,055	3	17,760	3	17,895
Placement officer.....	1	5,185	1	5,575	1	5,710
Position classifier.....	4	20,615	4	22,300	4	22,435
Property officer.....	1	5,060	1	5,575	1	5,575

DETAIL OF PERSONAL SERVICES—continued

	1955 actual		1956 estimate		1957 estimate	
Departmental—Continued General schedule grades—Continued	Num-ber	Total salary	Num-ber	Total salary	Num-ber	Total salary
GS-9. Range \$5,440 to \$6,250—Con.						
Purchasing agent.....	1	\$5,310	1	\$5,710	1	\$5,845
Scientific illustrator.....	9	48,915	9	52,980	9	53,250
Tabulating planner.....	1	5,060	2	10,880	2	11,015
Tabulating supervisor.....	1	5,685	1	6,115	1	6,115
Topographic engineer.....	12	65,345	12	70,815	12	71,355
Voucher examiner.....	1	5,560	1	6,115	1	6,115
GS-8. Range \$4,970 to \$5,780.....	19	96,780	19	104,845	22	120,530
GS-7. Range \$4,525 to \$5,335.....	188	840,075	177	894,240	194	980,175
GS-6. Range \$4,080 to \$4,890.....	93	380,620	92	409,785	95	425,940
GS-5. Range \$3,670 to \$4,480.....	260	969,410	258	1,053,315	270	1,108,300
GS-4. Range \$3,415 to \$3,225.....	261	894,060	256	955,180	259	972,180
GS-3. Range \$3,175 to \$3,685.....	203	653,640	193	669,465	193	672,780
GS-2. Range \$2,960 to \$3,470.....	32	95,760	31	100,345	31	100,855
GS-1. Range \$2,690 to \$3,200.....	24	65,740	23	71,220	23	71,475
Ungraded positions at hourly rates: Equivalent to \$5,440 or above:						
Copperplate engraver.....	12	87,131	11	82,389	12	88,067
Finishing worker.....	3	17,846	2	12,667	2	12,938
Hand compositor.....	6	37,232	6	37,835	7	43,597
Hand transferor.....	10	65,770	9	60,466	9	60,757
Lithographic draftsman.....	10	68,390	10	68,702	10	69,326
Lithographic pressman.....	12	79,830	11	74,880	12	81,182
Negative engraver.....	15	100,942	15	101,878	15	102,814
Photographer.....	14	90,896	17	105,784	17	110,032
Press mechanic.....	1	6,906	1	6,906	1	6,906
Process platemaker.....	13	75,858	10	61,045	11	67,080
Equivalent to less than \$5,440.....	82	277,830	86	314,440	81	294,368
Total permanent, departmental.....	1,833	8,944,531	1,836	9,826,040	1,908	10,305,857
Deduct lapses.....	88	423,964	87	456,040	123	645,857
Add net increase due to changes in pay scales for part of year.....		173,194				
Net permanent, departmental (av- erage number, net salary).....	1,745	8,693,761	1,749	9,370,000	1,785	9,660,000
Positions other than permanent: Temporary employment.....		3,013				
Intermittent employment.....		152,050		150,600		160,000
Regular pay above 52-week base.....		34,152		35,000		
Payment above basic rates: Overtime and holiday pay.....		84,065		10,000		10,000
Nightwork differential.....		19,374				
All personal services, departmental.....	8,986,415		9,565,000		9,830,000	
Field: General schedule grades: GS-15. Range \$11,610 to \$12,690:						
Geologist.....	1	11,050	1	11,880	1	12,150
GS-14. Range \$10,320 to \$11,395:						
Chemist.....	1	9,800	1	10,535	1	10,535
Geologist.....	15	146,760	16	169,195	16	170,380
Topographic engineer.....	4	42,200	4	45,580	4	45,795
GS-13. Range \$8,990 to \$10,065:						
Botanist.....	1	8,760	1	9,420	1	9,420
Cartographic engineer.....	4	33,440	4	37,655	4	37,870
Chemist.....	5	43,400	5	46,885	5	47,315
Geologist.....	64	552,980	66	621,475	68	642,710
Hydraulic engineer.....	40	353,600	40	382,390	40	384,755
Management officer.....	2	17,520	2	19,055	2	19,270
Mechanical engineer.....	1	9,560	1	10,280	1	10,495
Mining engineer.....	6	51,160	7	64,435	7	64,650
Petroleum engineer.....	6	53,960	6	58,885	6	59,315
Photogrammetric engineer.....	4	35,840	4	41,235	4	41,450
Pilot.....	2	17,720	2	19,055	2	19,055
Topographic engineer.....	8	71,980	8	80,900	8	81,330
GS-12. Range \$7,570 to \$8,645:						
Botanist.....	1	7,440	1	8,000	1	8,000
Cartographic engineer.....	2	14,080	2	15,355		

**CURRENT AUTHORIZATIONS—Continued**

**GEOLOGICAL SURVEY—Continued**

**Survey, Investigations, and Research, Geological Survey—Con.**

**DETAIL OF PERSONAL SERVICES—continued**

	1955 actual		1956 estimate		1957 estimate	
	Num-ber	Total salary	Num-ber	Total salary	Num-ber	Total salary
<b>Field—Continued</b>						
<b>General schedule grades—Continued</b>						
GS-11. Range \$6,390 to \$7,465—Con.						
Photogrammetric engineer.....	36	\$226,640	36	\$245,735	36	\$247,670
Physicist.....	1	5,940	1	6,390	1	6,390
Pilot.....	2	12,280	2	13,210	2	13,210
Soils scientist.....	1	6,540	1	7,035	1	7,035
Topographic engineer.....	45	293,300	45	317,865	45	320,230
<b>GS-10. Range \$5,915 to \$6,725:</b>						
Administrative assistant.....	1	6,125	1	6,590	1	6,590
Petroleum accountant.....	1	5,625	1	6,050	1	6,050
Scientific illustrator.....	1	5,625	1	6,050	1	6,050
<b>GS-9. Range \$5,440 to \$6,250:</b>						
Accountant.....	5	26,675	5	28,535	5	28,805
Administrative assistant.....	9	48,915	9	53,010	9	53,280
Cartographic engineer.....	76	416,060	76	450,835	76	454,210
Chemist.....	25	131,350	27	152,550	29	164,510
Electronic engineer.....	5	25,559	5	27,740	6	33,450
Fiscal assistant.....	2	10,120	2	11,015	2	11,150
Geodetic engineer.....	11	61,660	11	66,860	11	67,400
Geologist.....	260	1,351,125	256	1,442,800	269	1,524,590
Geophysicist.....	13	67,655	13	73,420	15	84,975
Hydraulic engineer.....	256	1,356,110	266	1,523,930	282	1,622,370
Librarian.....	2	10,245	2	11,150	2	11,285
Mathematician.....	1	5,060	1	5,440	1	5,575
Mechanical engineer.....	1	5,185	1	5,575	1	5,710
Mining engineer.....	3	15,930	3	17,400	5	28,415
Petroleum engineer.....	11	56,285	11	61,190	14	78,050
Photogrammetric engineer.....	121	655,800	121	710,620	127	748,480
Physicist.....	2	10,370	2	11,150	2	11,285
Placement officer.....	1	5,435	1	5,845	1	5,845
Position classifier.....	4	20,865	4	22,570	4	22,705
Scientific illustrator.....	2	10,870	2	11,690	2	11,690
Soils scientist.....	1	5,185	1	5,575	1	5,575
Supply officer.....	1	5,060	1	5,440	1	5,575
Topographic engineer.....	144	787,845	144	853,830	151	898,390
GS-8. Range \$4,970 to \$5,780.....	16	80,545	16	87,620	16	88,700
GS-7. Range \$4,525 to \$5,335.....	1,047	4,631,040	1,104	5,349,105	1,185	5,762,880
GS-6. Range \$4,080 to \$4,890.....	188	765,485	194	856,185	196	868,365
GS-5. Range \$3,670 to \$4,480.....	601	2,196,805	592	2,352,205	680	2,709,470
GS-4. Range \$3,415 to \$3,925.....	483	1,616,260	494	1,787,270	513	1,862,865
GS-3. Range \$3,175 to \$3,685.....	402	1,237,700	399	1,332,555	403	1,353,160
GS-2. Range \$2,960 to \$3,470.....	143	406,170	134	413,940	125	389,255
GS-1. Range \$2,690 to \$3,200.....	14	37,850	14	41,060	14	41,400
<b>Grades established by International Cooperation Administration:</b>						
Class 4. Range \$10,440 to \$11,430:						
Geologist.....	3	31,510	3	33,880	3	33,880
Class 5. Range \$9,040 to \$10,150:						
Geologist.....	12	110,437	12	118,035	12	118,290
Hydraulic engineer.....	5	44,661	5	48,015	5	48,015
Photogrammetric engineer.....	1	9,441				
Class 6. Range \$7,630 to \$8,725:						
Geologist.....	11	83,061	11	89,600	11	89,985
Hydraulic engineer.....	2	15,330	2	16,485	2	16,485
Class 7. Range \$6,360 to \$7,320:						
Chemist.....	1	6,087	1	6,545	1	6,545
Geologist.....	11	69,669	11	75,310	11	75,700
Hydraulic engineer.....	1	6,447	1	6,935	1	6,935
Class 9. Range \$5,460 to \$6,295:						
Geologist.....	2	10,698	2	11,700	2	11,895
Ungraded positions at annual rates less than \$5,440.....	2	9,500	2	10,212	2	10,212
<b>Ungraded positions at hourly rates: Equivalent to \$5,440 or above:</b>						
Disaggregator.....	1	5,360	1	5,760	1	5,760
General maintenance mechanic.....	1	5,782	1	5,782	1	5,782
General mechanic.....	1	6,469	1	6,469	1	6,469
Welder.....	3	16,536	3	16,536	3	16,536
Well driller.....	3	16,786	3	16,786	3	16,786
Equivalent to less than \$5,440.....	47	153,434	47	156,993	47	156,993
<b>Total permanent, field.....</b>	<b>4,915</b>	<b>23,372,158</b>	<b>5,001</b>	<b>25,890,153</b>	<b>5,269</b>	<b>27,318,263</b>
<b>Deduct—</b>						
Lapses.....	231.5		241		326	
Portion of salaries paid by States.....	1,110,178		1,260,153		1,708,263	
Add net increase due to changes in pay scales for part of year.....	2.5	12,566				
	547,357					
<b>Net permanent, field (average number, net salary):</b>						
United States and possessions.....	4,572	22,262,430	4,652	24,070,000	4,849	25,120,000
Foreign countries: United States rates.....	109	534,341	108	560,000	94	490,000
<b>Positions other than permanent:</b>						
Temporary employment:						
United States and possessions.....	1,389,402		1,430,000		1,450,000	
Foreign countries: Local rates.....	6,214					
Intermittent employment:						
United States and possessions.....	583,014		600,000		640,000	
Foreign countries: United States rates.....		541				

**DETAIL OF PERSONAL SERVICES—continued**

	1955 actual	1956 estimate	1957 estimate
	<b>Field—Continued</b>		
Regular pay above 52-week base.....	\$87,941	\$95,000	
Payment above basic rates:			
Overtime and holiday pay.....	109,424	35,000	\$35,000
Nightwork differential.....	10,593	10,000	10,000
Living and quarters allowance.....	24,349	25,000	35,000
Additional pay for service abroad.....	107,660	115,000	125,000
Other payments for personal services: Payments to other agencies for reimbursable details.....	2,505		
<b>All personal services, field.....</b>	<b>25,118,414</b>	<b>26,940,000</b>	<b>27,905,000</b>
<b>01 Personal services.....</b>	<b>34,104,829</b>	<b>36,505,000</b>	<b>37,735,000</b>
<b>Salaries and wages in the foregoing schedule are distributed as follows:</b>			
Direct obligations.....	19,866,256	21,155,000	23,445,000
Reimbursable obligations.....	14,238,573	15,350,000	14,290,000

**BUREAU OF MINES**

**Consolidated schedule of personal services paid from funds available to the Bureau of Mines**

**DETAIL OF PERSONAL SERVICES**

	1955 actual		1956 estimate		1957 estimate	
	Num-ber	Total salary	Num-ber	Total salary	Num-ber	Total salary
<b>Departmental:</b>						
<b>General schedule grades:</b>						
GS-18. Rate of \$14,800:						
Director.....	1	\$14,800	1	\$14,800	1	\$14,800
Deputy director.....	1	12,800	1	13,760	1	13,760
GS-15. Range \$11,610 to \$12,690:						
Assistant director for health and safety.....	1	11,050	1	12,150	1	12,150
Assistant director for programs.....	1	11,300	1	12,150	1	12,420
Chief coal technologist.....	1	11,050	1	12,150	1	12,150
Chief, division of administration.....	1	11,550	1	12,420	1	12,690
Chief, division of coal mine inspection.....	1	10,800	1	11,610	1	11,610
Chief, division of foreign activities.....	1	11,300	1	12,420	1	12,420
Chief, division of minerals.....	1	11,300	1	12,150	1	12,150
Chief, division of petroleum.....	1	11,300	1	12,690	1	12,690
Chief, division of safety.....	1	10,800	1	11,610	1	11,610
Chief, division of solid fuels.....	1	11,800	1	11,610	1	11,610
Chief economist.....	1	10,800	1	11,610	1	11,880
Chief metallurgist.....	1	11,800	1	12,690	1	12,690
Chief mining engineer.....	1	11,800	1	11,610	1	11,610
Chief petroleum engineer.....	1	10,800	1	11,610	1	11,880
Chief statistician.....	1	11,800	1	12,690	1	12,690
Executive assistant for regional activities.....	1	10,800	1	11,610	1	11,610
Fuels technologist.....	1	11,800				
Physical science administrator.....	1	10,800	1	11,610	1	11,880
<b>GS-14. Range \$10,320 to \$11,395:</b>						
Assistant chief coal technologist.....	1	9,600	1	10,320	1	10,320
Assistant chief, division of minerals.....	1	9,600	1	10,320	1	10,320
Assistant chief economist.....	1	10,000	1	10,750	1	10,965
Assistant chief metallurgist.....	1	10,600	1	11,395	1	11,395
Assistant chief mining engineer.....	1	9,600	1	10,320	1	10,320
Assistant chief petroleum engineer.....	1	9,600	1	10,320	1	10,320
Assistant chief statistician.....	1	9,600	1	11,395	2	21,715
Chemical engineer.....	1	10,600	1	10,750	1	10,750
Chief, branch of anthracite.....	1	9,600	1	10,320	1	10,320
Chief, branch of base metals.....	1	10,000	1	10,965	1	10,965
Chief, branch of ceramic and fertilizer materials.....	1	10,000	1	10,965	1	10,965
Chief, branch of construction and chemical materials.....	1	10,000	1	10,965	1	10,965
Chief, branch of ferrous metals and alloys.....	1	10,000	1	10,750	1	10,965
Chief, branch of light metals.....	1	9,800	1	10,750	1	10,750
Chief, branch of property management.....	1	10,000	1	10,750	1	10,965
Chief, branch of rare and precious metals.....	1	9,600	1	10,320	1	10,320
Chief, office of mineral reports.....	1	10,200	1	11,180	1	11,180
Chief personnel officer.....	1	10,000	1	10,965	1	10,965
Executive assistant to assistant director for programs.....	1	9,600	1	10,320	1	10,535
Fuels technologist.....	1	10,000				
Mining engineer.....	1	10,320	1	10,320	1	10,320
Mining health and safety engineer.....	1	10,400	1	11,395		
Petroleum technologist.....	1	9,600	1	10,320	1	10,535
Safety education and training officer.....	1	10,600	1	11,395	1	11,395
Special assistant for mineral resources for river basin studies.....	1	9,800	1	10,750	1	10,750
Supervising chemical engineer.....	1	9,600	1	10,320	1	10,535
Supervising commodity industry analyst.....	2	20,800	2	22,360	2	22,360
Supervising petroleum engineer.....	1	9,600	1	10,320	1	10,320
<b>GS-13. Range \$8,990 to \$10,065:</b>						
Administrative assistant.....	1	8,360	1	8,990	1	9,205
Assistant chief, branch of base metals.....	1	8,760	1	9,420	1	9,635

## DETAIL OF PERSONAL SERVICES—continued

	1955 actual	1956 estimate	1957 estimate
	Num- Total ber salary	Num- Total ber salary	Num- Total ber salary
Departmental—Continued			
General schedule grades—Continued			
GS-13. Range \$8,990 to \$10,650—Con.			
Assistant chief, branch of ceramic and fertilizer materials	1 \$8,360	1 \$8,990	1 \$9,205
Assistant chief, branch of light metals	1 8,360	1 8,990	1 9,205
Budget officer	1 8,360	1 8,990	1 9,205
Chemical engineer	4 34,640	4 37,465	4 38,110
Chemist	1 8,360	1 8,990	1 8,990
Commodity industry analyst	6 51,360	6 55,875	9 83,275
Economist	2 16,720	2 17,980	2 17,980
Electrical engineer	1 8,360	1 8,990	1 9,205
Fuels technologist	2 17,120	2 18,625	2 19,055
Government accountant	1 8,960	1 9,645	1 9,850
Mines safety representative	1 8,360	1 8,990	1 9,205
Mining engineer	4 35,040	5 46,670	4 37,680
Mining health and safety engineer	1 8,960	1 9,635	1 9,635
Mining methods research engineer	1 8,360	1 8,990	1 9,205
Physical science administrator	1 8,360	1 8,990	1 9,205
Safety engineer	1 9,360	1 10,065	1 10,065
Safety representative	2 17,120	2 18,410	2 18,840
Supervising information specialist	1 8,360	1 8,990	1 9,205
Supervising safety engineer	1 8,360	1 8,990	1 9,205
Supervisory commodity industry analyst	7 63,320	7 68,520	7 68,950
Supervisory petroleum engineer	1 8,360	1 8,990	1 9,205
Supervisory statistician	1 8,760	1 9,420	1 9,635
Technical assistant	2 17,120	2 18,410	2 18,840
Visual information specialist	1 8,990	1 8,990	1 8,990
GS-12. Range \$7,570 to \$8,645:			
Assistant chief, branch of light metals	1 7,040	1 7,570	1 7,570
Assistant chief, division of minerals	1 7,040	1 7,570	1 7,785
Auditor	1 7,040	1 7,570	1 7,785
Chemical engineer	3 22,710	3 22,710	3 22,710
Chemist	1 7,040	2 15,140	2 15,355
Commodity industry analyst	22 163,480	28 223,140	36 285,850
Government accountant	1 7,440	1 8,000	1 8,215
Information specialist	1 7,640	2 16,000	2 16,000
Mining engineer	3 22,710	4 30,280	4 30,280
Personnel assistant	1 7,240	1 7,785	1 8,000
Position classifier	1 7,640	1 8,215	1 8,430
Technologist	1 7,240	1 7,785	1 8,000
GS-11. Range \$6,390 to \$7,465:			
Accountant-auditor	1 6,540	1 7,035	1 7,035
Administrative assistant	1 6,540	1 6,390	1 6,390
Analytical statistician	1 6,540	1 7,250	1 7,250
Assistant chief, branch of property management	1 6,740	1 7,465	1 7,465
Auditor	1 6,740	2 12,780	2 12,780
Budget analyst	1 6,140	1 6,820	1 6,820
Business analyst	1 5,940	1 6,390	1 6,605
Business economist	1 6,340	1 6,820	1 6,820
Commodity industry analyst	12 75,280	13 88,230	22 146,385
Foreign affairs officer	1 6,940	1 7,465	1 7,465
Information and editorial specialist	1 6,740	1 7,250	1 7,465
Metallurgist	1 6,390	1 6,390	1 6,390
Methods examiner	1 5,940	2 12,750	3 19,170
Mining engineer	1 5,940	1 6,390	1 6,390
Position classifier	1 6,140	1 6,820	1 6,820
Property and supply officer	1 6,340	1 6,820	1 6,820
Records management officer	1 5,940	1 6,390	1 6,390
Supervising auditor	1 6,390	1 6,390	1 6,390
Technical reports officer	1 6,390	1 6,390	1 6,390
Technologist	1 6,390	1 6,390	1 6,390
GS-10. Range \$5,915 to \$6,725:			
Administrative assistant	1 6,250	1 6,725	1 6,725
GS-9. Range \$5,440 to \$6,250:			
Accounting and fiscal officer	2 10,620	2 11,420	2 11,690
Administrative assistant	6 33,110	5 29,225	5 29,630
Budget analyst	1 5,435	1 5,980	1 5,980
Commodity industry analyst	11 57,910	12 68,115	18 101,835
Employee relations assistant	1 5,685	1 6,250	1 6,250
Engineer	3 16,320	3 16,320	3 16,320
Metallurgist	1 5,440	1 5,440	1 5,440
Methods examiner	1 5,560	1 5,980	1 6,115
Mining engineer	2 10,120	2 11,015	2 11,285
Personnel assistant	1 5,435	1 5,980	1 6,115
Placement assistant	1 5,310	1 5,710	1 5,710
Property and supply officer	1 5,185	3 17,400	3 17,535
Publications editor	4 21,740	1 5,710	1 5,845
Publications writer	1 5,310	1 6,250	1 6,250
Space control officer	1 5,810	1 6,250	1 6,250
Statistical assistant	1 5,685	1 5,980	1 6,115
Supervising purchasing agent	1 5,560	1 5,980	1 5,845
Supervising statistical clerk	1 5,310	1 5,710	1 5,845
GS-8. Range \$4,970 to \$5,780:			
6 30,135	5 27,280	5 27,685	
GS-7. Range \$4,525 to \$5,335:			
34 157,635	35 175,155	36 182,785	
GS-6. Range \$4,080 to \$4,890:			
37 164,105	41 197,095	49 234,605	
GS-5. Range \$3,670 to \$4,480:			
68 270,045	67 290,925	71 307,225	
GS-4. Range \$3,415 to \$3,925:			
84 302,995	92 355,285	99 384,330	
GS-3. Range \$3,175 to \$3,685:			
67 217,675	69 240,295	79 276,510	
GS-2. Range \$2,960 to \$3,470:			
26 81,540	32 107,590	40 133,770	
GS-1. Range \$2,690 to \$3,200:			
8 23,920	7 22,655	7 22,825	
Total permanent, departmental	515 2,725,535	558 3,185,025	625 3,547,505
Deduct lapses	67 354,666	6 23,034	6 28,350
Add net increase due to changes in pay scales for part of year	65,026		
Net permanent, departmental (average number, net salary)	448 2,435,895	552 3,161,991	619 3,519,155
Positions other than permanent:			
Temporary employment	95 218	64 640	41 360
Intermittent employment	20 337	27 000	32 840

## DETAIL OF PERSONAL SERVICES—continued

	1955 actual	1956 estimate	1957 estimate
	Num- Total ber salary	Num- Total ber salary	Num- Total ber salary
Departmental—Continued			
Regular pay above 52-week base	\$11,465	\$11,715	
Payment above basic rates: Overtime and holiday pay	6,325	6,900	\$7,900
All personal services, departmental	2,569,240	3,272,246	3,601,255
Field:			
General schedule grades:			
GS-15. Range \$11,610 to \$12,690:			
Assistant regional director	2 21,850	3 35,100	3 35,640
Chief, division of explosives technology	1 10,800	1 11,610	1 11,880
Chief, division of mineral technology	1 11,050	1 11,610	1 11,610
Chief, division of petroleum technology	1 11,050	1 12,150	1 12,150
Chief, division of solid fuels technology	1 11,050	1 11,880	1 12,150
Regional director	5 57,000	5 61,830	5 61,830
Superintendent, oil shale experiment station	1 11,050	1 12,150	1 12,150
Superintendent, petroleum and oil shale experiment station	1 11,050	1 12,150	1 12,150
GS-14. Range \$10,320 to \$11,395:			
Assistant chief, division of explosives technology	1 10,000	1 10,965	1 10,965
Assistant regional director	2 19,500	2 21,285	2 21,715
Chief, applied physics branch	1 10,000	1 10,750	1 10,965
Chief, bituminous coal utilization and preparation branch	1 9,500	1 10,535	1 10,750
Chief, branch of chemistry and refining	1 10,600	1 11,395	1 11,395
Chief, branch of coal gasification	1 9,500	1 10,535	1 10,750
Chief, branch of coal technology	1 9,500	1 10,535	1 10,750
Chief, branch of coal-to-oil research	1 10,000	1 10,750	1 10,750
Chief, branch of dust explosions	1 9,500	1 10,535	1 10,750
Chief, branch of electrical mechanical testing	1 9,600	1 10,320	1 10,535
Chief, branch of health research	1 10,000	1 10,750	1 10,965
Chief, branch of metallurgy	1 10,000	1 10,320	1 10,320
Chief, branch of mining	1 9,600	1 10,535	1 10,535
Chief, branch of petroleum and natural gas	1 9,600	1 10,320	1 10,535
Chief, branch of physical sciences	1 9,600	1 10,320	1 10,535
Chief, branch of production	1 10,000	1 10,320	1 10,320
Chief, branch of thermodynamics	1 10,000	1 10,320	1 10,320
Chief, ceramic engineering section	1 10,000	1 10,965	1 10,965
Chief, division of fuels technology	1 9,500	1 10,535	1 10,750
Chief, division of mineral industries	1 10,000	1 10,750	1 10,965
Chief, division of mineral technology	2 20,200	1 10,965	1 10,965
Chief, division of research	1 10,320	1 10,320	1 10,320
Chief, electrometallurgical experiment station	1 9,600	1 10,535	1 10,535
Chief, mine ventilation section	1 9,600	1 10,535	1 10,535
Chief, Spokane field office	1 9,600	1 10,535	1 10,535
Coordinator of field safety educational activities	1 9,800	1 10,750	1 10,750
District supervisor, health and safety	7 68,400	7 73,960	7 75,035
Mining engineer	1 10,200	1 10,965	1 11,180
Special assistant to the regional director	1 9,600	1 10,320	1 10,535
Superintendent, Denver experiment station	1 9,800	1 10,750	1 10,750
Superintendent, eastern experiment station	1 10,200	1 11,180	1 11,180
Superintendent, intermountain experiment station	1 9,800	1 10,535	1 10,750
Superintendent, north central experiment station	1 9,600	1 10,320	1 10,535
Superintendent, southern experiment station	1 9,600	1 10,535	1 10,535
Supervising chemical engineer	2 20,000	1 11,180	1 11,395
Supervising mining engineer	1 10,320	1 10,320	1 10,320
Supervising petroleum engineer	1 10,000	1 10,750	1 10,965
GS-13. Range \$8,990 to \$10,065:			
Administrative officer	1 8,990	1 8,990	1 8,990
Assistant chief, branch of coal-to-oil research	1 8,560	1 9,205	1 9,420
Assistant chief, branch of health research	1 8,560	1 9,205	1 9,205
Assistant chief, gas synthesis section	1 8,560	1 9,205	1 9,420
Assistant chief, ventilation section	1 8,960	1 9,635	1 9,850
Assistant regional director	1 8,960		
Assistant to district supervisor, health and safety	1 8,560	1 9,420	1 9,420
Chemical engineer	7 60,120	6 50,520	6 56,735
Chemist	1 8,960	1 9,850	1 9,850
Chemist-petrographer	1 8,360	1 8,990	1 9,205
Chief, accident prevention and health division	1 8,760	1 9,635	1 9,850
Chief, analysis section	1 8,960	1 9,205	1 9,420
Chief, applied research section	1 8,560	1 9,205	1 9,420
Chief, Boston field office	1 8,560	1 9,205	1 9,420
Chief, branch of chemistry and refining	1 8,560		
Chief, branch of metallurgy	1 8,360		
Chief, branch of mining	1 8,960	1 9,635	
Chief, branch of physical metallurgy	1 8,560	1 9,420	1 9,420
Chief, branch of pilot plants	1 8,560	1 9,205	1 9,420
Chief, branch of process metallurgy	1 8,360	1 8,990	1 9,205
Chief, branch of production	1 9,360		

**CURRENT AUTHORIZATIONS—Continued**

**BUREAU OF MINES—Continued**

**Consolidated schedule of personal services paid from funds available to the Bureau of Mines—Continued**

**DETAIL OF PERSONAL SERVICES—continued**

	1955 actual		1956 estimate		1957 estimate	
	Num-ber	Total salary	Num-ber	Total salary	Num-ber	Total salary
<b>Field—Continued</b>						
<b>General schedule grades—Continued</b>						
GS-13, Range \$8,960 to \$10,065—Con.						
Chief, branch of pyrometallurgy	2	\$17,120				
Chief, branch of thermodynamics	1	9,160				
Chief, chemistry and physics section	1	9,160	1	9,850	1	10,065
Chief, coal carbonization section	1	9,160	1	9,850	1	10,065
Chief, coal hydrogenation section	1	8,360	1	8,990	1	9,205
Chief, coal laboratory	1	8,360	1	8,990	1	9,205
Chief, coal mine fire control section	1	9,160	1	9,850	1	10,065
Chief, coal mining research section	1	8,560	1	9,205	1	9,420
Chief, combustion section	1	8,560	1	9,205	1	9,420
Chief, diesel test and research section	1	9,360	1	10,065	1	10,065
Chief, division of administration	1	8,360	1	8,990	1	9,205
Chief, division of mineral industries	5	44,400	5	48,390	5	48,820
Chief, division of petroleum technology	1	8,960	1	9,635	1	9,850
Chief, division of research	1	8,760				
Chief, dust section	1	9,160	1	9,850	1	10,065
Chief, engineering design section	1	8,760	1	9,420	1	9,635
Chief, engineering section	1	8,960	1	9,635	1	9,850
Chief, flame research section	1	8,360	1	8,990	1	9,205
Chief, gas synthesis section	1	8,760	1	9,420	1	9,635
Chief, industrial water laboratory	1	8,760	1	9,420	1	9,635
Chief, low temperature tar laboratory	1	8,360	1	8,990	1	9,205
Chief, mine experiment section	1	8,360	1	8,990	1	9,205
Chief, mineral mining research section	1	8,760	1	9,420	1	9,635
Chief, mineral processing branch	1	8,760	1	9,420	1	9,635
Chief, minerals thermodynamics experiment station	1	8,960	1	9,635	1	9,850
Chief, mining preparation section	1	8,560	1	9,205	1	9,420
Chief, organic chemistry section	1	8,560	1	9,205	1	9,420
Chief, physical chemistry section	1	8,760	1	9,420	1	9,635
Chief, physical research section	1	9,160	1	10,065	1	10,065
Chief, pilot plant operations section	1	8,960	1	9,635	1	9,850
Chief, spectrometric section	1	8,960	1	9,635	1	9,850
Chief, titanium development section	1	8,360				
Chief, utilization research section	1	8,360	1	8,990	1	9,205
Commodity industry analyst	1	8,360	1	9,205	1	9,205
Construction engineer	1	8,760	1	9,635	1	9,635
Executive officer, DMEA field team	1	8,960	1	9,850	1	9,850
Finance officer	1	8,360				
Health and safety administrative officer	1	8,560	2	18,410	1	8,990
Mechanical engineer			1	8,990	1	8,990
Metallurgist			2	18,195	3	27,185
Metal mining engineer			4	35,960		
Mining engineer	3	26,280	5	46,670	6	55,875
Mining health and safety engineer	3	26,480	3	28,690	3	28,905
Petroleum engineer	1	8,760	2	18,410	2	18,625
Physical chemist	1	9,160	2	19,225	2	19,225
Subdistrict supervisor, health and safety	6	51,160	6	55,445	6	56,305
Superintendent, electrotechnical experiment station	1	8,560	1	9,205	1	9,420
Superintendent, Gorgas experiment station	1	9,160	1	9,850	1	10,065
Supervising chemist	1	8,360	2	17,980	2	18,410
Supervising fuels technologist	1	8,560	2	18,410	2	18,410
Supervising metallurgist	2	17,720	2	19,270	2	19,485
Supervising mining engineer	8	71,080	7	67,875	7	68,535
Supervising mining health and safety engineer	6	51,560	6	56,090	6	56,735
Supervisory electrical engineer	1	8,360	1	8,990	1	9,205
Supervisory mechanical engineer	1	8,360	1	8,990	1	9,205
Supervisory metallurgist	1	9,160	1	9,850	1	10,065
Supervisory mining engineer	1	8,960	3	27,615	3	27,830
Supervisory physical chemist	2	16,720	2	17,980	2	18,410
GS-12, Range \$7,570 to \$8,645:						
Acting chief, coal laboratory	1	7,040	1	7,570	1	7,785
Administrative assistant	2	15,480	1	8,430	1	8,645
Administrative geologist	1	7,040	1	7,570	1	7,785
Analytical chemist	2	15,080	2	16,430	2	16,430
Assistant chief, catalyst research and test section	1	7,640	1	8,215	1	8,430
Assistant chief, chemistry and physics section	1	7,240	1	8,000	1	8,000
Assistant chief, mineral industry division	1	7,440	1	8,000	1	8,215
Assistant chief, spectrometric section	1	7,040	1	7,570	1	7,785
Assistant supervisory engineer	1	7,240	1	8,000	1	8,000
Budget and finance officer					1	7,570
Chemical engineer	15	109,200	14	109,005	15	117,650
Chemist	6	46,040	7	57,075	15	118,065
Chemist-spectrographer	1	7,240	1	7,785	1	8,000
Chief, analytical chemical section	1	7,040	1	7,570	1	7,785
Chief, branch of personnel	1	7,240	1	7,785	1	8,000
Chief, branch of phase equilibrium and thermodynamics			1	7,570	1	7,570
Chief, branch of technical services	1	7,240	1	7,785	1	8,000
Chief, coal preparation section	1	7,240	1	7,785	1	8,000
Chief, Duff's office	1	7,840	1	8,430	1	8,645
Chief, engineering problems section	1	7,240	1	7,785	1	8,000

**DETAIL OF PERSONAL SERVICES—continued**

Field—Continued		1955 actual		1956 estimate		1957 estimate	
		Num-ber	Total salary	Num-ber	Total salary	Num-ber	Total salary
<b>General schedule grades—Continued</b>							
GS-12, Range \$7,570 to \$8,645—Con.							
Chief, fuel inspection services section	1	\$7,240	1	\$7,785	1	\$8,000	
Chief, galvanic corrosion section	1	7,240	1	8,000	1	8,000	
Chief, gas analysis research section	1	7,240	1	7,785	1	8,000	
Chief, instrument section	1	7,240	1	8,000	1	8,000	
Chief, mineral dressing branch	1	7,040	1	7,570	1	7,785	
Chief, physical and chemical section	1	7,640	1	8,215	1	8,430	
Chief, secondary metals recovery section	1	7,440	1	8,000	1	8,215	
Chief, special problems section	1	8,040	1	8,645	1	8,645	
Coal mine inspector	81	607,240	81	655,525	81	664,555	
Coal mine safety inspector	3	22,320	3	24,000	3	24,645	
Commodity industry analyst	4	29,760	6	47,140	10	78,280	
Construction and maintenance superintendent	1	7,240	1	8,000	1	8,000	
Construction engineer	1	7,640					
Electrical engineer	1	7,040	1	7,570	1	7,785	
Electronic scientist	1	7,240	1	7,785	1	8,000	
Extractive metallurgist	1	7,440	1	8,000	1	8,215	
Finance officer			1	7,570	1	7,570	
Fuels technologist	2	15,080	2	15,140	2	15,355	
Fuels utilization engineer	1	7,640	1	8,215	1	8,430	
Geologist	1	7,240	1	7,785	1	8,000	
Head, data analysis and process development unit	1	7,440	1	8,000	1	8,215	
Head, design and construction unit	1	7,240	1	7,785	1	8,000	
Head, instrumentation unit	1	7,040	1	7,785	1	7,785	
Head, laboratory unit	1	7,240	1	7,785	1	8,000	
Head, pilot plant unit	1	7,040	1	7,570	1	7,785	
Health and safety engineer	11	82,640	11	88,860	11	89,395	
Mechanical engineer	4	29,760	3	24,215	3	24,860	
Metallurgist	15	112,300	14	111,140	21	165,635	
Metal mining engineer			4	30,280	4	30,280	
Mine examination and exploration engineer	3	22,320	3	24,215	3	24,645	
Mineralogist			1	7,570	1	7,570	
Mineral technologist			1	7,570	1	7,570	
Mining engineer	25	186,760	23	185,485	28	225,485	
Mining health and safety engineer	15	112,200	14	113,720	14	115,010	
Mining methods research engineer	2	14,480	2	15,785	2	16,000	
Motion picture specialist	1	7,240	1	7,785	1	8,000	
Petroleum engineer	7	52,280	7	56,860	7	57,505	
Petroleum research engineer	3	21,920	3	24,215	3	24,215	
Physical chemist	7	50,480	7	54,250	7	55,355	
Physical metallurgist	1	8,040	1	8,645	1	8,645	
Physicist	3	21,520	4	30,710	4	31,570	
Property management officer			1	7,570	2	15,355	
Safety engineer	1	7,040	2	16,645	2	17,075	
Safety representative	2	15,480	1	7,785	1	7,785	
Sinter plant operator	1	7,040	1	7,785	1	7,785	
Supervising chemical engineer	4	28,960	4	31,570	4	32,000	
Supervising chemist	3	21,720	3	23,570	3	24,000	
Supervising metallurgist	3	22,920	3	25,075	3	25,290	
Supervising mining engineer	1	7,440	1	8,000	1	8,215	
Supervisory analytical chemist	1	7,240	1	8,000	1	8,000	
Supervisory ceramic engineer	1	7,440	1	8,215	1	8,215	
Supervisory chemical engineer	5	36,600	5	39,375	5	39,785	
Supervisory chemist	5	35,400	5	38,055	5	38,710	
Supervisory electrical engineer	1	7,040	1	7,570	1	7,785	
Supervisory extractive metallurgist	2	14,680	2	16,000	2	16,215	
Supervisory metallurgist	2	15,080	2	16,215	2	16,430	
Supervisory mine examination and exploration engineer	4	29,160	4	32,000	4	32,215	
Supervisory mining engineer	2	15,480	2	16,860	2	16,860	
Supervisory mining health and safety engineer	1	7,440	1	8,215	1	8,215	
Supervisory organic chemist	2	14,080	2	15,140	2	15,570	
Supervisory petroleum research engineer	1	7,040	1	7,570	1	7,785	
Supervisory physical chemist	6	42,240	6	45,420	6	46,710	
Supervisory physicist	4	28,160	4	30,495	4	31,140	
Supervisory solid fuels mining engineer	1	7,440	1	8,000	1	8,215	
Technologist	1	7,240	1	7,785	1	8,000	
GS-11, Range \$6,390 to \$7,465:							
Administrative assistant	2	12,080	2	13,210	3	19,815	
Administrative officer	1	6,340	2	13,210	2	13,640	
Analytical chemist	5	31,100	5	34,100	5	34,530	
Assistant chief, branch of finance	1	6,140	1	6,605	1	6,820	
Assistant chief, engineering design section	1	6,340	1	7,035	1	7,035	
Budget and finance officer	1	5,940	1	6,390			
Ceramist					1	6,390	
Chemical engineer	26	160,040	22	147,890	26	175,600	
Chemist	47	296,780	50	343,640	58	398,900	
Chief, branch of phase equilibrium and thermodynamics	1	6,140					
Chief, branch of process and equipment development	1	6,140	1	6,390	1	6,390	
Chief, branch of property management	1	5,940	1	6,390	1	6,605	
Chief, classification and wage administration section	1	5,940	1	6,605	1	6,605	
Coal mine electrical inspector	4	24,360	4	26,420	4	27,280	
Coal mine inspector							

DETAIL OF PERSONAL SERVICES—continued

Field—Continued General schedule grades—Continued GS-11. Range \$6,310 to \$7,465—Con.	1955 actual		1956 estimate		1957 estimate	
	Num-ber	Total salary	Num-ber	Total salary	Num-ber	Total salary
Head, data analysis and engineering research unit.....	1	\$6,340	1	\$6,820	1	\$7,035
Head, data analysis group.....	1	5,940	1	6,390	1	6,605
Head, drafting unit.....	1	6,340	1	6,820	1	7,035
Head, electrolytic refining unit.....	1	5,940	1	6,390	1	6,605
Head, engineering services and valve testing group.....	1	5,940	1	6,390	1	6,605
Head, equipment development and services unit.....	1	6,140	1	6,820	1	6,820
Head, methanation and slurry unit.....	1	6,340	1	6,820	1	7,035
Head, miscellaneous impurities unit.....	1	6,940	1	7,465	1	7,605
Head, pilot plant unit.....	1	5,940	1	6,390	1	6,605
Head, process development group.....	1	5,940	1	6,390	1	6,605
Health and safety engineer.....	2	12,480	2	13,425	2	13,855
Health and safety mining engineer.....	3	19,020	3	20,460	3	20,890
Librarian.....	1	6,340	1	7,035	1	7,035
Maintenance engineer.....	1	6,340	1	7,035	1	7,035
Mechanical engineer.....	3	18,420	3	20,030	3	20,460
Metallurgist.....	26	162,840	26	176,890	33	224,200
Metal mining engineer.....	1	5,940	1	6,390	1	6,605
Microbiologist.....	1	5,940	1	6,390	1	6,605
Mine examination and exploration engineer.....	2	13,080	2	14,285	2	14,500
Mineral mining and safety engineer.....	1	6,140	1	6,605	1	6,820
Minerals technologist.....	2	11,880	2	12,780	2	13,210
Mining engineer.....	39	253,260	40	280,310	48	335,310
Mining health and safety engineer.....	4	24,760	3	20,460	3	20,890
Mining methods research engineer.....	3	19,620	3	21,105	3	21,750
Natural gas research engineer.....	1	7,140	1	7,680	1	7,680
Organic chemist.....	1	5,940	1	6,390	1	6,605
Personnel officer.....	1	6,140	1	6,605	1	13,210
Petroleum engineer.....	7	42,980	7	46,970	7	48,260
Petroleum research engineer.....	5	29,700	4	26,420	4	26,420
Physical chemist.....	18	111,920	18	120,920	18	124,370
Physical metallurgist.....	1	6,340	1	6,820	1	7,035
Physicist.....	8	49,120	7	46,450	7	47,955
Position classifier.....	1	5,940	1	6,390	1	6,390
Procurement and supply officer.....	3	18,620	4	26,420	3	20,675
Safety engineer.....	1	6,340	1	6,390	1	6,605
Safety inspector.....	2	12,480	2	13,640	2	13,855
Safety representative.....	2	12,680	2	13,855	2	14,070
Solid fuels mining engineer.....	1	6,340	1	7,035	1	7,035
Solid fuels mining methods research engineer.....	2	11,880	1	6,390	1	6,390
Supervising chemist.....	1	6,140	1	6,605	1	6,820
Supervising mining engineer.....	2	12,080	2	12,995	2	13,425
Supervising mining methods research engineer.....	1	6,540	1	7,035	1	7,250
Supervisory analytical chemist.....	1	6,140	1	6,820	1	6,820
Supervisory chemical engineer.....	8	48,120	9	58,585	9	59,230
Supervisory chemist.....	3	18,620	3	20,245	3	20,675
Supervisory electrical engineer.....	1	5,940	1	6,605	1	6,605
Supervisory extractive metallurgist.....	2	12,080	2	13,210	2	13,425
Supervisory gas plant and service operation.....	1	6,340	1	6,820	1	7,035
Supervisory general engineer.....	1	6,940	1	7,465	1	7,465
Supervisory mathematician.....	1	5,940	1	6,390	1	6,605
Supervisory metallurgist.....	2	12,880	2	13,855	2	14,285
Supervisory mine examination and exploration engineer.....	2	12,280	2	13,210	2	13,640
Supervisory petroleum research engineer.....	2	11,880	2	13,210	2	13,210
Supervisory physical metallurgist.....	1	0,140	1	6,820	1	6,820
Supervisory physicist.....	2	12,080	2	12,995	2	13,425
Supervisory solid fuels mining engineer.....	1	6,140	1	6,820	1	6,820
Supervisory visual information officer.....	1	6,140	1	6,605	1	6,820
Supply officer.....	1	6,340	1	6,820	1	7,035
Technologist.....	3	18,820	3	20,460	3	20,890
GS-10. Range \$5,915 to \$6,725:						
Safety representative.....	1	6,250	1	6,725	1	6,860
Statistical officer.....	1	6,000	1	6,455	1	6,455
GS-9. Range \$5,440 to \$6,250:						
Accountant-auditor.....	1	5,560	1	5,575	1	5,710
Administrative assistant.....	6	32,985	5	30,035	4	24,730
Administrative officer.....	3	16,180	3	17,670	3	18,075
Analytical chemist.....	7	37,920	7	40,510	7	41,060
Assistant head, drafting unit.....	1	5,560	1	6,115	1	6,115
Ceramic engineer.....	3	15,555	3	16,860	3	17,265
Chemical engineer.....	49	258,065	43	247,495	45	261,945
Chemical engineer, technical assistant.....	1	5,810	1	6,250	1	6,250
Chemist.....	71	379,635	70	407,530	73	427,765
Chief, administrative services section.....	1	5,185	1	5,710	1	5,845
Chief, budget and finance branch.....	1	5,685				
Civil engineer.....	2	10,245	2	11,285	2	11,285
Coal inspector and sampler.....	1	5,185	1	5,710	1	5,845
Coal mine electrical inspector.....	4	20,865	4	22,705	4	23,245
Coal mine inspector.....	7	37,045	4	23,245	4	23,785
Coal technologist.....	1	5,435	1	5,980	1	6,115
Commodity industry analyst.....	6	30,860	6	33,575	12	67,035
Commodity industry economist.....	1	5,060	2	10,880	2	11,015
Construction and maintenance superintendent.....	1	5,685	1	6,250	1	6,250
Cost accountant.....	1	5,185	1	5,710	1	5,845
Electrical engineer.....	4	20,615	4	22,300	4	22,840
Electronic engineer.....	2	10,620	1	5,710	1	5,845
Electronic scientist.....	1	5,060	1	5,440	1	5,575
Engineer.....	1	5,060	1	5,440	1	5,440
Engineering aid.....	1	5,060	1	5,575	1	5,710
Engineering draftsman.....	1	5,810	2	11,690	2	11,825
Extractive metallurgist.....	3	15,805	3	17,130	3	17,535
Fiscal accountant.....			1	6,115	1	6,250

DETAIL OF PERSONAL SERVICES—continued

Field—Continued General schedule grades—Continued GS-9. Range \$5,440 to \$6,250—Con.	1955 actual		1956 estimate		1957 estimate	
	Num-ber	Total salary	Num-ber	Total salary	Num-ber	Total salary
Fiscal officer.....	1	\$5,440	1	\$5,440	1	\$5,575
Foreman, instrumentmaker.....	1	5,935	1	6,385	1	6,385
Fuel engineer.....	1	5,435	1	5,980	1	6,115
General engineer.....	3	16,055	2	11,960	2	12,230
Geologist.....	8	41,230	8	45,005	8	45,815
Head, catalyst analysis unit.....	1	5,935	1	6,385	1	6,385
Head, coal hydrogenation inspection and control unit.....	1	5,560	1	5,980	1	6,115
Head, compressed cylinder gas control unit.....	1	5,685	1	6,115	1	6,250
Head, mechanical unit.....	1	5,435	1	5,845	1	5,980
Head, photographic unit.....	1	5,310	1	5,845	1	5,980
Health and safety engineer.....	5	26,425	5	28,415	5	29,090
Instrumentmaker.....	1	5,435	1	5,845	1	5,980
Instrument specialist.....	1	5,935	1	6,385	1	6,385
Maintenance superintendent.....	2	10,620	2	11,555	2	11,825
Mathematician.....	1	5,060	1	5,575	1	5,710
Mechanical engineer.....	2	10,370	3	16,860	3	17,130
Mechanical superintendent.....	1	5,185	1	5,710	1	5,845
Metallurgist.....	28	149,805	25	145,045	36	207,640
Metal mining engineer.....					6	32,640
Mine examination and exploration engineer.....	1	5,185	1	5,710	1	5,845
Mineral technologist.....					1	5,440
Mining engineer.....	27	139,370	30	168,735	36	203,205
Mining health and safety engineer.....	2	10,370	2	11,420	2	11,555
Mining methods research engineer.....	2	10,120	2	10,880	2	11,150
Motion picture specialist.....	1	5,185	1	5,575	1	5,710
Natural gas research engineer.....	1	5,185				
Organic chemist.....	4	21,115	4	22,975	4	23,515
Personnel assistant.....	1	5,060	1	5,440		
Personnel officer.....	3	15,930	2	11,150	2	11,420
Petrographer.....					4	21,760
Petroleum engineer.....	11	58,785	11	64,970	11	66,185
Petroleum research engineer.....	3	5,435	1	5,980	1	5,980
Physical chemist.....	10	52,100	10	58,615	10	59,695
Physical metallurgist.....	1	5,310				
Physical science aid.....	4	20,865	4	22,705	4	23,110
Physicist.....	14	73,965	13	74,365	14	81,020
Position classifier.....	2	10,495	2	11,420	2	11,690
Procurement officer.....	1	5,310	1	5,845	1	5,980
Property officer.....					1	5,575
Purchasing agent.....					1	5,575
Safety engineer.....	3	16,930	2	12,635	2	12,635
Safety inspector.....	2	10,495	1	5,845	1	5,980
Safety representative.....	6	32,610	6	35,610	6	36,285
Solid fuels mining engineer.....	2	11,120	2	11,960	2	12,230
Superintendent, electrical shops.....	1	5,810				
Superintendent of mechanical shops.....	1	5,560	1	6,115	1	6,250
Supervisory analytical chemist.....	3	15,305	3	16,590	3	16,935
Supervisory chemical engineer.....	3	16,805	2	12,095	2	12,230
Supervisory chemist.....	1	5,185	1	5,575	1	5,710
Supervisory commodity industry analyst.....	1	5,060	1	5,440	1	5,575
Supervisory electrochemist.....	1	5,310	1	5,845	1	5,980
Supervisory engineer.....	1	5,435	1	5,980	1	6,115
Supervisory instrumentmaker.....	2	10,620	2	11,690	2	11,780
Supervisory laboratory general mechanic.....	2	10,245	2	11,285	2	11,555
Supervisory organic chemist.....	1	5,560	1	5,980	1	6,115
Supervisory physical science aid.....	1	5,060	1	5,440	1	5,575
Technologist.....	9	50,090	8	47,835	8	48,375
GS-8. Range \$4,970 to \$5,780.....	14	68,430	14	75,385	14	76,330
GS-7. Range \$4,625 to \$5,335.....	312		311		328	
GS-6. Range \$4,080 to \$4,890.....	160	667,980	174	799,045	172	799,327
GS-5. Range \$3,670 to \$4,480.....	330		345		360	
GS-4. Range \$3,415 to \$3,925.....	1,228,355		1,423,295		1,494,054	
GS-3. Range \$3,175 to \$3,685.....	277		283		302	
GS-2. Range \$2,960 to \$3,470.....	947,096		1,051,920		1,125,189	
GS-1. Range \$2,690 to \$3,200.....	323,516		1,131,310		1,194,912	
Ungraded positions at hourly rates: Equivalent to \$5,440 or above:	112	323,516	104	330,965	115	368,370
Assistant chief, processing section.....	29	77,288	26	75,245	26	76,775
Assistant chief, processing section.....	1	5,470	1	5,470	1	5,470
Bricklayer.....	1	5,574	1	5,741	1	5,741
Chief, processing section.....	1	5,699	1	5,699	1	5,699
Crane operator.....	1	5,574	1	5,741	1	5,741
Electrician.....	6	33,444	2	11,482	2	11,482
Electrician foreman.....	2	11,711	2	11,898	2	11,898
Electrometallurgical plant foreman.....	16	88,525				
Foreman, machinist.....	1	6,053	1	6,240	1	6,240
Foreman, mixed gang.....	2	11,815	2	11,815	2	11,815
Foreman, pilot plant.....	5	28,350	1	5,616	1	5,616
Foreman, pilot plant mechanic.....	3	18,159	1	6,240	1	6,240
Machinist.....	5	27,870	3	17,323	3	17,323
Mechanic, pilot plant.....	13	72,462	4	22,964	4	22,964
Pipefitter.....	2	11,148	1	5,741	1	5,741
Equivalent to less than \$5,440.....	681		433		402	
Total permanent, field.....	2,614,845		1,746,355		1,624,732	
Total permanent, field.....	3,576		3,316		3,474	
Deduct lapses.....	17,157,789		17,447,787		18,539,654	
Add net increase due to changes in pay scales for part of year.....	319		216		222	
Net permanent, field (average number, net salary).....	1,434,884		1,067,581		1,064,191	
Net permanent, field (average number, net salary).....	3,257		3,100		3,252	
Positions other than permanent: Temporary employment.....	16,041,258		16,380,206		17,475,463	
Part-time employment.....	290,680		241,825		278,325	
Intermittent employment.....	5,011		1,500		1,000	
Intermittent employment.....	248,290		256,554		244,960	

CURRENT AUTHORIZATIONS—Continued

BUREAU OF MINES—Continued

Consolidated schedule of personal services paid from funds available to the Bureau of Mines—Continued

DETAIL OF PERSONAL SERVICES—continued			
	1955 actual	1956 estimate	1957 estimate
<b>Field—Continued</b>			
Regular pay above 52-week base	\$65,007	\$63,204	
Payment above basic rates:			
Overtime and holiday pay	184,786	122,201	\$123,767
Nightwork differential	49,834	36,169	37,000
Additional pay for service abroad	34,159	32,700	31,320
All personal services, field	16,919,025	17,134,359	18,191,844
<b>01 Personal services</b>	19,488,265	20,406,605	21,793,099
<b>Salaries and wages in the foregoing schedule are distributed as follows:</b>			
"Conservation and development of mineral resources, Bureau of Mines"	10,329,532	11,132,847	13,255,141
"Health and safety, Bureau of Mines"	4,186,286	4,499,700	4,511,700
"General administrative expenses, Bureau of Mines"	782,224	902,418	914,050
"Construction, Bureau of Mines"	6,154	66,725	
"Advances and reimbursements, Bureau of Mines"	807,305	751,152	671,915
"Contributed funds, Bureau of Mines"	358,388	410,939	253,978
"Aircraft and related procurement, Air Force"	12,724	17,150	17,800
"Army industrial fund"	58,006	84,760	84,760
"Civil engineering, Navy"	10,729	17,705	17,705
"Construction and rehabilitation, Bureau of Reclamation"	73,739	78,125	79,735
"Inpatient care, Veterans Administration"	9,796	12,235	12,190
"Maintenance and operations, Air Force"	14,082	17,000	17,000
"Maintenance and operations, Army"	44,516	26,190	26,190
"Military construction, Army"	132,724	435,900	415,900
"Naval working fund"	195		
"Operating expenses, Atomic Energy Commission"	1,479,277	680,191	486,805
"Plant and equipment, Atomic Energy Commission"	643		
"Research and development, Air Force"	119,891	117,509	104,870
"Research and development, Army"	246,778	241,925	158,750
"Research and development, Navy"	379,558	385,403	254,710
"Revolving fund, Defense Production Act, Interior"	413,231	501,300	509,900
"United States dollars advanced from foreign governments, United States information and educational exchange program, Department of State"	22,487	27,431	

NATIONAL PARK SERVICE

Consolidated schedule of personal services paid from funds available to the National Park Service

DETAIL OF PERSONAL SERVICES						
	1955 actual		1956 estimate		1957 estimate	
Departmental:	Num-ber	Total salary	Num-ber	Total salary	Num-ber	Total salary
General schedule grades:						
GS-17. Range \$13,975 to \$14,620:						
Director	1	\$13,200	1	\$14,100	1	\$14,405
GS-15. Range \$11,610 to \$12,690:						
Assistant director	2	22,350	2	24,570	2	24,570
Chief of division	2	22,350	3	35,910	3	36,450
GS-14. Range \$10,320 to \$11,395:						
Assistant to the director	1	10,600	1	11,395	1	11,395
Chief architect	1	9,800	1	10,750	1	10,965
Chief auditor	1	10,000	1	10,750	1	10,965
Chief engineer	1	9,600	1	10,535	1	10,750
Chief forester	1	10,000	1	10,750	1	10,750
Chief historian	1	10,000	1	10,750	1	10,965
Chief naturalist	1	10,400	1	11,395	1	11,395
Chief landscape architect	1	9,800	1	10,750	1	10,965
Chief of branch	3	29,400	4	41,925	4	42,570
Chief of conservation and protection	1	9,600	1	10,320	1	10,535
Chief of division	1	10,000				
Chief of information	1	10,000	1	10,965	1	11,180
Chief of lands	1	10,000	1	11,395	1	11,395
Finance officer	1	9,800	1	10,750	1	10,965
Personnel officer	1	9,600	1	10,535	1	10,750
Supervisor of maintenance	1		1	10,320	1	10,535
GS-13. Range \$8,990 to \$10,065:						
Archaeologist	1	8,360	1	8,990	1	9,205
Architect, design	1	8,360	1	9,205	1	9,205
Architectural engineer	1	8,360	1	9,205	1	9,205
Assistant chief auditor	1	8,960	1	9,635	1	9,850
Assistant chief forester	1	8,560	1	9,420	1	9,420
Assistant chief naturalist	1	8,560				

DETAIL OF PERSONAL SERVICES—continued

	1955 actual		1956 estimate		1957 estimate	
Departmental—Continued	Num-ber	Total salary	Num-ber	Total salary	Num-ber	Total salary
General schedule grades—Continued						
GS-13. Range \$8,990 to \$10,065—Con.						
Assistant chief of branch	3	\$25,680	3	\$27,400	3	\$27,830
Assistant chief of information	1	8,760	1	8,990	1	8,990
Assistant chief of lands	1		1	8,990	1	9,205
Assistant finance officer	1	8,560	1	9,205	1	9,420
Assistant personnel officer	1	8,360	1	8,990	1	9,205
Assistant supervisor of maintenance	1		1	8,990	1	9,205
Biologist	1	8,360	1	8,990	1	9,205
Budget officer	1	8,560	1	8,990	1	9,205
Business analyst	1		1	8,990	1	8,990
Chief accountant	1	8,560	1	9,420	1	9,635
Chief of branch	2	16,720	1	8,990	1	9,205
Chief of section	3	25,280				
Chief safety officer	1	8,560	1	9,420	1	9,635
Electronics engineer	1	8,560	1	9,420	1	9,420
Engineer, general	1	8,360	1	9,205	1	9,205
Geologist, general	1		1	8,990	1	9,205
Highway engineer	1		1	8,990	1	8,990
Historian	3	26,280	3	28,905	4	38,540
Landscape architect	2	17,120	3	28,260	3	28,905
Naturalist	1		1	8,990	1	9,205
Recreation planner	1				1	8,990
Special assistant to the director	1	8,360				
GS-12. Range \$7,570 to \$8,645:						
Analytical statistician	1	8,040	1	8,645	1	8,645
Assistant budget officer	1	7,240	1	7,570	1	7,785
Assistant chief accountant	1	7,240	1	7,785	1	8,000
Assistant chief of section	2	14,680	1	8,000	1	8,215
Assistant to the director	1		1	7,785	1	8,000
Auditor, chief rate control section	1	7,440	1	8,000	1	8,215
Business analyst	3	23,320	2	15,785	1	8,430
Chief of section	3	23,040	3	25,075	3	25,505
Economist, general	1	7,240	1	7,785	1	8,000
Engineer	2	14,680	1	8,000	1	8,215
Forester	1	7,240	1	7,785	2	15,570
Highway engineer	1	7,240	1	8,000	1	8,000
Highway maintenance engineer	1	7,040				
Information specialist			1	8,645	1	8,645
Landscape architect	5	36,600	6	48,215	6	48,860
Naturalist	1	7,240	1	7,570	1	7,785
Park specialist, land use					1	8,430
Procurement and property management officer			1	7,785	1	8,000
GS-11. Range \$6,390 to \$7,465:						
Assistant chief of section	2	12,680	2	14,070	2	14,500
Assistant procurement and property management officer			1	6,390	1	6,605
Auditor, business accountant	8	51,320	6	41,780	6	42,640
Chief of general services	1	6,140	1	6,820	1	7,035
Chief of section	1	6,540	1	7,250	1	7,465
Contract officer	1	6,340	1	6,820	1	6,820
Electronics engineer	1	5,940				
Engineer, civil	1	6,940				
Geologist, naturalist	1	5,940	1	6,390	1	6,605
Government system accountant	1	5,940	1	6,390	1	6,605
Placement officer	1	6,140	1	6,605	1	6,820
Position classifier	1	5,940	1	6,605	1	6,820
Procurement and property management officer	1	6,740				
Program analyst	1	5,940	1	6,820	1	7,035
Realty officer	1	6,140	1	6,605	1	6,820
Training officer	1	6,140	1	6,605	1	6,820
Visual information specialist	1		1	6,390	1	6,605
GS-10. Range \$5,915 to \$6,725:						
Government auditor	3	16,750	3	18,420	3	18,825
Information editorial specialist	1	6,250				
Information specialist	1	6,250				
GS-9. Range \$5,440 to \$6,250:						
Administrative assistant	2	11,745	2	12,770	2	12,770
Assistant chief of general services	1	5,435	1	5,980	1	6,115
Assistant purchasing officer	1	5,185				
Auditor			4	22,705	4	23,245
Budget analyst	3	16,180	3	17,400	3	17,805
Business accountant	2	10,620				
Cartographic engineer	1	5,060	1	5,575	1	5,710
Chief of section	1	5,060	1	5,440	1	5,575
Government auditor	1	5,060	1	5,575	1	5,710
Hydraulic engineer	1	5,060	1	5,575	1	5,710
Illustrator, general	1	5,185	1	5,575	1	5,710
Information specialist	1	5,685	1	6,250	1	6,250
Landscape architect	1	5,310	2	11,420	2	11,690
Publication editor, general			1	5,440	1	5,575
Recreation planner	1	5,185	1	5,710	1	5,845
Visual information specialist	1	5,685				
GS-8. Range \$4,970 to \$5,780:						
Assistant to the director	2	9,740	2	10,210	2	10,480
GS-7. Range \$4,525 to \$5,335:						
Assistant to the director	11	49,255	11	52,745	11	52,745
GS-6. Range \$4,080 to \$4,890:						
Assistant to the director	10	42,950	14	62,520	15	66,000
GS-5. Range \$3,670 to \$4,480:						
Assistant to the director	35	132,230	41	164,900	41	164,900
GS-4. Range \$3,415 to \$3,925:						
Assistant to the director	48	164,720	49	179,575	50	182,990
GS-3. Range \$3,175 to \$3,685:						
Assistant to the director	16	53,680	11	37,960	11	37,960
GS-2. Range \$2,960 to \$3,470:						
Assistant to the director	2	6,060	2	6,770	2	6,940
GS-1. Range \$2,690 to \$3,200:						
Assistant to the director	2	5,580	2	6,230	2	6,315
<b>Total permanent, departmental</b>	<b>246</b>	<b>1,381,700</b>	<b>253</b>	<b>1,527,190</b>	<b>258</b>	<b>1,679,480</b>
<b>Deduct lapses</b>	<b>11.2</b>	<b>70,504</b>	<b>6.8</b>	<b>30,721</b>	<b>6.5</b>	<b>33,479</b>
<b>Add net increase due to changes in pay scales for part of year</b>		<b>21,052</b>				
<b>Net permanent, departmental (average number, net salary)</b>	<b>234.8</b>	<b>1,332,248</b>	<b>246.2</b>	<b>1,487,469</b>	<b>251.5</b>	<b>1,546,001</b>
<b>Positions other than permanent:</b>						
Temporary employment		5,444		27,402		64,765
Intermittent employment		3,700		2,000		2,000
Regular pay above 52-week base		5,123		5,814		

DETAIL OF PERSONAL SERVICES—continued

	1955 actual		1956 estimate		1957 estimate	
	Num-ber	Total salary	Num-ber	Total salary	Num-ber	Total salary
Departmental—Continued						
Payment above basic rates: Overtime and holiday pay		\$4,416		\$1,929		\$1,930
All personal services, departmental.		1,350,931		1,524,614		1,614,696
Field:						
General schedule grades:						
GS-15. Range \$11,610 to \$12,690:						
Regional director	4	43,450	5	58,590	5	58,860
Superintendent	2	21,600	3	34,830	3	35,370
GS-14. Range \$10,320 to \$11,395:						
Architect			1	10,320	1	10,320
Assistant regional director	4	38,400	4	41,280	5	51,815
Associate superintendent	1	9,500	1	10,535	1	10,750
Chief of cooperative activities	1	9,600	2	20,640	2	20,855
Chief of operations	3	28,800	4	41,280	5	52,030
General superintendent	1	9,600	1	10,320	1	10,535
Superintendent	2	19,600	14	145,340	14	147,490
Supervisory landscape architect	2	19,200	2	20,640	2	21,070
GS-13. Range \$8,990 to \$10,065:						
Architect	1	8,360	2	17,980	2	18,195
Assistant chief of cooperative activities	1	8,960	1	9,850	1	9,850
Assistant general superintendent	1	8,360	1	8,990	1	8,990
Assistant regional director			1	8,990		
Assistant superintendent	2	16,920	5	45,165	5	45,595
Chief, branch of museums	1	8,360	1	8,990	1	9,205
Chief of administration	1	8,360	5	44,950	5	45,595
Chief of cooperative activities	3	25,800	3	26,970	3	27,185
Chief of interpretation	4	33,640	5	45,165	5	45,380
Chief of maintenance	1	8,360	1	8,990	1	9,205
Chief of operations	1	8,360	1	8,990		
Engineer	2	16,720	2	17,980	2	18,410
Field naturalist	1	9,360	1	10,280	1	10,280
Landscape architect					1	8,990
Recreation planner	1	8,360				
Superintendent	19	168,040	13	119,665	13	121,815
Supervisory architect	3	25,280	3	27,185	3	27,830
Supervisory landscape architect	4	34,840	4	37,680	4	38,540
Supervisory engineer	2	16,720	2	18,195	2	18,625
GS-12. Range \$7,570 to \$8,645:						
Acting chief of cooperative activities	1	7,040			2	15,570
Administrative officer	4	28,960	2	15,140	1	8,860
Archaeologist	1	8,240	1	8,860	1	8,860
Architect	8	58,420	11	84,990	12	93,850
Assistant chief, branch of museums	1	7,040	1	7,570	1	7,785
Assistant superintendent	15	109,410	14	110,495	14	112,215
Chief, memorials section	1	7,440	1	8,215	1	8,430
Chief ranger	2	14,080	2	15,355	2	15,570
Engineer	8	60,220	9	69,850	10	78,280
Engineer, civil	4	28,960	4	31,570	4	32,215
Finance officer			3	24,000	4	31,570
Forester	5	38,400	7	56,645	7	57,505
Highway engineer	1	7,040	2	15,140	2	15,570
Historian	4	29,760	6	47,355	7	55,785
Landscape architect	19	144,060	26	205,850	25	201,075
Mechanical engineer	2	14,080	2	15,140	2	15,570
Museum planner					1	7,570
Naturalist	3	23,320	6	48,430	7	56,000
Park planner	2	14,080	2	15,570	2	15,785
Programs and plans control officer	3	22,120	4	31,570	4	32,000
Project manager	1	7,040	1	7,570		
Regional chief of lands	1	7,840	1	8,430	4	31,355
Safety engineer	2	14,080	2	15,140	2	15,355
Structural engineer	2	14,080	2	15,355	2	15,570
Superintendent	17	125,480	16	124,345	18	141,205
Supervisory archaeologist	2	14,080	2	15,140	2	15,570
Supervisory historian	1	7,040	1	7,570	1	7,785
Supervisory landscape architect	2	16,080	3	25,935	3	25,935
GS-11. Range \$6,390 to \$7,465:						
Administrative assistant					1	6,390
Administrative officer	6	35,175	10	64,330	10	64,330
Appraiser	1	6,540				
Archaeologist	2	11,880	1	6,605	1	6,605
Architect	9	53,460	10	64,115	10	65,620
Architectural engineer	1	5,940	1	6,390	1	6,390
Assistant chief, memorials section	1	6,340	1	7,035	1	7,250
Assistant personnel officer			1	6,390	1	6,605
Assistant superintendent	8	49,720	8	54,775	9	61,810
Biologist	6	38,840	6	42,210	6	43,070
Budget officer			1	6,605	1	6,820
Chief ranger	8	49,980	9	60,305	9	61,380
Electrical engineer	2	11,880	3	19,170	3	19,600
Engineer	15	91,900	22	143,805	23	152,560
Engineer, civil	8	49,520	12	79,260	13	86,080
Exhibits construction specialist	2	12,480	2	13,425	2	13,640
Finance officer	3	18,820	2	12,780	1	6,605
Forester	3	18,790	2	14,070	2	14,285
Geographer			1	6,390	1	6,390
Highway construction and maintenance engineer	1	6,340				
Highway engineer	4	23,760	4	25,560	4	26,205
Highway maintenance engineer			1	6,390	1	6,390
Historian	8	50,020	8	53,700	8	54,775
Landscape architect	27	172,780	31	211,635	30	205,675
Mechanical architect	1	5,940				
Mechanical engineer			1	6,390	1	6,390
Museum curator	2	12,680	2	13,855	2	14,285
Museum specialist	3	18,820	3	20,460	3	20,460
Naturalist	14	87,570	16	107,830	16	109,550
Personnel officer			5	31,950	5	31,950
Plant pathologist	1	6,140	1	6,605	1	6,820
Programs and plans control officer	1	5,810	1	6,390	1	6,615
Soil conservationist	3	17,690	3	19,815	3	20,245
Superintendent	17	103,035	25	162,545	25	164,265
Supervisory archaeologist			1	6,390	1	6,605

DETAIL OF PERSONAL SERVICES—continued

	1955 actual		1956 estimate		1957 estimate	
	Num-ber	Total salary	Num-ber	Total salary	Num-ber	Total salary
Field—Continued						
General schedule grades—Continued						
GS-10. Range \$5,915 to \$6,725:						
Administrative assistant	1	\$6,250	1	\$6,725	1	\$6,725
Administrative officer	4	21,675	5	30,520	6	36,975
Assistant chief ranger	1	5,500	1	6,050	1	6,185
Budget officer	1	5,875				
Chief clerk	2	11,750				
Chief ranger	3	17,250	2	12,370	2	12,640
Manager and special police	1	6,125	1	6,590	1	6,725
Naturalist	1	6,250				
Position classifier	1	5,625				
Superintendent	6	34,500				
Supervisor, construction and maintenance	1	5,715	1	5,715	1	6,240
Supervisory ranger	2	11,750	3	19,230	3	19,635
GS-9. Range \$5,440 to \$6,250:						
Administrative assistant	5	25,800	8	45,005	9	51,525
Administrative officer	3	15,800	5	28,820	4	23,920
Archaeologist	3	16,680	3	17,400	3	17,670
Architect	11	57,010	14	77,645	14	79,150
Assistant administrative officer	1	5,060	1	5,845	1	5,980
Assistant chief ranger	17	91,765	15	87,675	15	89,295
Assistant personnel officer	3	15,430	5	28,145	5	28,550
Assistant superintendent	2	10,995	2	12,005	1	6,250
Budget officer	2	10,745	5	28,010	5	28,685
Cartographer	1	5,560	1	6,115	1	6,250
Chief clerk	2	10,620				
Chief ranger	11	58,610	11	62,405	12	68,250
Construction engineer	2	10,870	2	11,015	2	11,245
Construction superintendent	2	10,745	2	11,825	1	5,710
Construction and maintenance supervisor	1	5,310				
Electrical engineer	1	5,435				
Electronics engineer	1	5,310	1	5,845	1	5,980
Engineer	10	53,985	12	67,035	13	72,880
Engineer, civil	18	94,480	14	79,940	14	81,610
Engineer, roads	1	5,440	1	5,440	1	5,440
Engineering technician	1	5,685	1	5,440	1	5,575
Excess property agent			1	5,980	1	5,980
Exhibits construction specialist	10	53,875	13	72,340	13	72,880
Fiscal accountant	1	5,310	2	11,285	2	11,555
Fiscal accounting assistant	2	10,245	2	11,285	2	11,555
Forester	1	5,935	1	5,440	1	5,575
General foreman	1	5,185				
Highway maintenance engineer	12	62,095	16	88,825	17	94,670
Historian	1	5,710	1	5,845	1	5,845
Horticulturist	19	99,770	21	116,535	20	111,770
Landscape architect	1	5,060	2	11,015	2	11,285
Maintenance engineer	1	5,810	1	6,250	1	6,250
Manager	1	5,560				
Mechanical engineer	2	10,120	2	10,880	3	16,320
Museum curator	1	5,660	1	6,250	1	6,115
Museum geologist	1	5,810	1	6,250	1	6,250
Museum preparator	21	114,395	23	134,030	24	140,820
Naturalist	1	5,185	1	5,375	1	5,710
Painting restorer	2	10,120	1	5,375	1	5,710
Personnel assistant	3	15,305	4	21,895	5	27,575
Procurement and property officer	1	5,310	1	6,390	1	6,390
Sanitation officer	24	126,410	45	254,115	46	260,905
Superintendent	1	5,060	6	33,585	7	39,430
Supervisory and cartographic engineer	1	5,810	1	6,250	1	6,250
Supervisory ranger	2	10,745	3	17,265	3	17,535
GS-8. Range \$4,970 to \$5,780:	53	262,845	47	246,280	45	237,350
GS-7. Range \$4,525 to \$5,335:	209	959,690	223	1,079,615	241	1,161,065</

CURRENT AUTHORIZATIONS—Continued

NATIONAL PARK SERVICE—Continued

Consolidated schedule of personal services paid from funds available to the National Park Service—Continued

DETAIL OF PERSONAL SERVICES—continued

Table with columns: 1955 actual, 1956 estimate, 1957 estimate. Rows include Field—Continued, Ungraded positions at hourly rates—Con., Electrician, Foreman, autoshop, Foreman, maintenance and construction, Foreman, mixed gang, General foreman, construction and maintenance, Land acquisition and management officer, Maintenance supervisor, Master, Mechanic, communications, Mechanical supervisor, Sanitation officer, Supervisor, construction and maintenance, Equivalent to less than \$5,440, Total permanent, field, Deduct lapses, Add—Portion of salaries carried in other position schedules paid from this account, Net increase due to changes in pay scales for part of year, Net permanent, field (average number, net salary): United States and possessions, Positions other than permanent: Temporary employment: United States and possessions, Part-time employment, Intermittent employment, Regular pay above 52-week base, Payment above basic rates: Overtime and holiday pay, Nightwork differential, Additional pay for service abroad, Uniform allowance, Other payments for personal services: Casual workers, All personal services, field, 01 Personal services, Salaries and wages in the foregoing schedule are distributed as follows: "Management and protection, National Park Service", "Maintenance and rehabilitation of physical facilities, National Park Service", "Construction, National Park Service", "Construction (liquidation of contract authorization), National Park Service", "Jones Point Bridge, National Park Service", "General administrative expenses, National Park Service", "Miscellaneous permanent appropriations, National Park Service", "Trust funds, National Park Service", "Advances and reimbursements, National Park Service".

FISH AND WILDLIFE SERVICE

Consolidated schedule of personal services paid from Fish and Wildlife Service accounts

DETAIL OF PERSONAL SERVICES

Table with columns: 1955 actual, 1956 estimate, 1957 estimate. Rows include Departmental: General schedule grades: GS-17. Range \$13,975 to \$14,620: Director, GS-15. Range \$11,610 to \$12,690: Assistant director, Assistant to the director.

DETAIL OF PERSONAL SERVICES—continued

Table with columns: 1955 actual, 1956 estimate, 1957 estimate. Rows include Departmental—Continued, General schedule grades—Continued, GS-14. Range \$10,320 to \$11,395: Chief of branch, Chief of division, Commodity-industry analyst, Coordinator, river basin studies, Information officer, Wildlife biologist, GS-13. Range \$8,990 to \$10,065: Assistant chief, branch, Assistant coordinator, river basin studies, Chief of branch, Chief, section, Commodity-industry analyst, Fishery biologist, Fishery products technologist, Personnel officer, Supervisor airplane pilot and safety engineer, Wildlife biologist, GS-12. Range \$7,570 to \$8,645: Administrative officer, Assistant chief, branch, Assistant chief, section, Cadastral engineer, Chief, section, Civil engineer, Commodity-industry analyst, Economist, Fishery biologist, Foreign service officer, Information officer, Information and editorial specialist, Statistician, Structural engineer, Visual information specialist, Wildlife biologist, Zoologist, GS-11. Range \$6,390 to \$7,465: Administrative officer, Agriculturist, Assistant chief, section, Biometician, Budget officer, Classification officer, Commodity-industry analyst, Fiscal officer, Fishery biologist, Fishery marketing specialist, Illustrator, Information and editorial specialist, Placement and qualifications officer, Realty officer, Statistician, Supply officer, Wildlife biologist, Zoologist, GS-9. Range \$5,440 to \$6,250: Administrative assistant, Assistant fiscal officer, Budget analyst, Cartographer, Commodity-industry analyst, Editor, Fiscal officer, Fish culturist, Fishery marketing specialist, Fishery methods and equipment specialist, Illustrator, Position classifier, Procurement and property officer, Statistician, Wildlife biologist, Writer, Zoologist, GS-8. Range \$4,970 to \$5,780, GS-7. Range \$4,525 to \$5,335, GS-6. Range \$4,080 to \$4,890, GS-5. Range \$3,670 to \$4,480, GS-4. Range \$3,415 to \$3,925, GS-3. Range \$3,175 to \$3,685, GS-2. Range \$2,960 to \$3,470, GS-1. Range \$2,690 to \$3,200, Total permanent, departmental, Deduct lapses, Add net increase due to changes in pay scales for part of year, Net permanent, departmental (average number, net salary), Positions other than permanent: Temporary employment, Part-time employment, Intermittent employment, Regular pay above 52-week base, Payment above basic rates: Overtime and holiday pay, All personal services, departmental.





CURRENT AUTHORIZATIONS—Continued

FISH AND WILDLIFE SERVICE—Continued

Consolidated schedule of personal services paid from Fish and Wildlife Service accounts—Continued

DETAIL OF PERSONAL SERVICES—continued
Table with 3 columns: 1955 actual, 1956 estimate, 1957 estimate
Rows include: Salaries and wages in the foregoing schedule are distributed as follows:
Management of resources, Fish and Wildlife Service
Investigations of resources, Fish and Wildlife Service
Construction, Fish and Wildlife Service
General administrative expenses, Fish and Wildlife Service
Administration of Pribilof Islands, Fish and Wildlife Service
Expenses for sales, etc., in refuges, Migratory Bird Conservation Act, Department of the Interior
Federal aid in fish restoration and management, Fish and Wildlife Service
Federal aid in wildlife restoration, Fish and Wildlife Service
Management of national wildlife refuges, Fish and Wildlife Service
Migratory bird conservation account, Fish and Wildlife Service
Promote and develop fishery products and research pertaining to American fisheries, Fish and Wildlife Service
Contributed funds, Fish and Wildlife Service, Department of the Interior
Advances and reimbursements, Fish and Wildlife Service

OFFICE OF TERRITORIES

Administration of Territories, Office of Territories

DETAIL OF PERSONAL SERVICES

Table with 3 columns: 1955 actual, 1956 estimate, 1957 estimate
Rows include: Departmental:
General schedule grades:
GS-17, Range \$13,975 to \$14,620: Director
GS-16, Range \$12,900 to \$13,760: Deputy director
GS-15, Range \$11,610 to \$12,690: Deputy director, Assistant director, Confidential assistant
GS-14, Range \$10,320 to \$11,395: Administrative officer, Insular area specialist
GS-13, Range \$8,990 to \$10,065: Alaska area specialist
GS-12, Range \$7,570 to \$8,645: Chief, property and officer services branch, Chief, budget and accounts branch, Chief, personnel branch, Alaska area assistant
GS-11, Range \$6,390 to \$7,465: Assistant chief, budget and accounts branch, Pacific area assistant, Confidential assistant, Personnel assistant
GS-9, Range \$5,440 to \$6,250: Pacific area assistant, Personnel assistant, Position classifier, Accountant
GS-8, Range \$4,970 to \$5,780
GS-7, Range \$4,525 to \$5,335
GS-6, Range \$4,080 to \$4,890
GS-5, Range \$3,670 to \$4,480
GS-4, Range \$3,115 to \$3,925
GS-3, Range \$3,175 to \$3,685
GS-2, Range \$2,960 to \$3,470
GS-1, Range \$2,690 to \$3,200
Total permanent, departmental
Deduct lapses
Add net increase due to changes in pay scales for part of year
Net permanent, departmental (average number, net salary)
Regular pay above 52 week base
All personal services, departmental

DETAIL OF PERSONAL SERVICES—continued

Table with 6 columns: Field, 1955 actual (Num-ber, Total salary), 1956 estimate (Num-ber, Total salary), 1957 estimate (Num-ber, Total salary)
Rows include: Field:
Special positions at rates equal to or in excess of \$12,900:
Governor of Alaska
Governor of Hawaii
Governor of the Virgin Islands
Governor of Guam
General schedule grades:
GS-16, Range \$12,900 to \$13,760: Governor of American Samoa
GS-15, Range \$11,610 to \$12,690: Secretary, Territory of Alaska; Secretary, Territory of Hawaii; Secretary, Territory of Guam; Chief Justice, American Samoa
GS-14, Range \$10,320 to \$11,395: Special assistant to the Governor of Alaska; Secretary of American Samoa; Government Secretary, Virgin Islands; Director of medical services
GS-13, Range \$8,990 to \$10,065: Economist, Alaska; Medical supervisor, Alaskan insane; Special assistant to Governor, Virgin Islands; Director of Social Welfare, Virgin Islands; Administrator for St. Croix, Virgin Islands; Assistant director of medical services, Virgin Islands
GS-12, Range \$7,570 to \$8,645: Executive assistant, Alaska; Director of public works, Virgin Islands; Administrative assistant to Governor, Virgin Islands
GS-11, Range \$6,390 to \$7,465: Director of Education, Virgin Islands; Clerk of the high court, American Samoa
GS-10, Range \$5,915 to \$6,725: Assistant director of finance and supply, Virgin Islands; Administrator for St. John, Virgin Islands
GS-9, Range \$5,440 to \$6,250: Secretary to Governor of Alaska; Administrative assistant, Hawaii; Administrative assistant to Governor, Virgin Islands; Superintendent of social welfare, St. Croix, Virgin Islands; Administrative assistant, St. Croix, Virgin Islands; Administrative assistant to Governor, Guam
GS-8, Range \$4,970 to \$5,780
GS-7, Range \$4,525 to \$5,335
GS-6, Range \$4,080 to \$4,890
GS-5, Range \$3,670 to \$4,480
GS-4, Range \$3,115 to \$3,925
GS-3, Range \$3,175 to \$3,685
GS-2, Range \$2,960 to \$3,470
GS-1, Range \$2,690 to \$3,200
Ungraded positions at hourly rates equivalent to less than \$5,440
Total permanent, field
Deduct lapses
Add net increase due to changes in pay scales for part of year
Net permanent, departmental (average number, net salary)
Positions other than permanent: Temporary employment: United States and possessions
Regular pay above 52-week base
Payment above basic rates: Additional pay for service abroad
Other payments for personal services
All personal services, field
01 Personal services

Trust Territory of the Pacific Islands, Office of Territories

DETAIL OF PERSONAL SERVICES

Table with 6 columns: Field, 1955 actual (Num-ber, Total salary), 1956 estimate (Num-ber, Total salary), 1957 estimate (Num-ber, Total salary)
Rows include: Field:
General schedule grades:
GS-18, Rate of \$14,800: High commissioner
GS-15, Range \$11,610 to \$12,690: Deputy high commissioner











REVOLVING AND MANAGEMENT FUNDS—Continued

PUBLIC ENTERPRISE FUNDS—Continued

OFFICE OF TERRITORIES—Continued

Alaska Railroad Revolving Fund, Office of Territories—Continued

DETAIL OF PERSONAL SERVICES—continued

Table with 4 columns: 1955 actual, 1956 estimate, 1957 estimate. Rows include Field—Continued, Ungraded positions at annual rates—Con., Secretary, Section foreman, etc.

VIRGIN ISLAND CORPORATION

Administrative Expenses, Virgin Islands Corporation, Department of the Interior

DETAIL OF PERSONAL SERVICES

Table with 4 columns: 1955 actual, 1956 estimate, 1957 estimate. Rows include Field, Ungraded positions at annual rates, President, Manager, sugar department, etc.

DETAIL OF PERSONAL SERVICES—continued

Table with 4 columns: 1955 actual, 1956 estimate, 1957 estimate. Rows include Field—Continued, Ungraded positions at annual rates—Con., Chief engineer, Internal auditor, etc.

INTRAGOVERNMENTAL FUNDS

OFFICE OF THE SECRETARY

Working Capital Fund, Department of the Interior

DETAIL OF PERSONAL SERVICES

Table with 4 columns: 1955 actual, 1956 estimate, 1957 estimate. Rows include Departmental, General schedule grades, GS-14, Librarian, GS-13, etc.



DETAIL OF PERSONAL SERVICES—continued

	1955 actual		1956 estimate		1957 estimate	
	Num-ber	Total salary	Num-ber	Total salary	Num-ber	Total salary
Departmental—Continued						
Departmental wage-board rates—Con.						
Level 7. Range \$3,140 to \$3,640.....	3	\$10,420	3	\$10,420	3	\$10,587
Level 5. Range \$2,766 to \$3,023.....	7	22,421	7	21,547	7	21,839
Level 4. Range \$2,579 to \$2,995.....	6	17,970	6	17,970	6	17,970
Total permanent, departmental.....	145	566,426	145	602,230	145	607,053
Deduct lapses.....	9.7	38,063	8.7	36,224	9.2	38,753
Add net increase due to changes in pay scales for part of year.....		8,076				
Net permanent, departmental (average number, net salary).....	135.3	536,439	136.3	566,006	135.8	568,300
Positions other than permanent:						
Temporary employment.....		499		500		500
Part-time employment.....		3,105		3,000		3,000
Regular pay above 52-week base.....		2,156		2,294		
Payment above basic rates:						
Overtime and holiday pay.....		8,058		8,000		8,000
Nightwork differential.....		644		700		700
Excess of annual leave earned over leave taken.....		1,116				
01 Personal services.....		552,017		580,500		580,500


Advances and Reimbursements, Office of the Secretary

DETAIL OF PERSONAL SERVICES

	1955 actual		1956 estimate		1957 estimate	
	Num-ber	Total salary	Num-ber	Total salary	Num-ber	Total salary
Departmental:						
General schedule grades:						
GS-14. Range \$10,320 to \$11,395:						
Director.....	1	\$10,800	1	\$11,610	1	\$11,610

DETAIL OF PERSONAL SERVICES—continued

	1955 actual		1956 estimate		1957 estimate	
	Num-ber	Total salary	Num-ber	Total salary	Num-ber	Total salary
Departmental—Continued						
General schedule grades—Continued						
GS-13. Range \$8,990 to \$10,065:						
Chief, Research branch.....	1	\$9,160	1	\$10,065	1	\$10,065
GS-12. Range \$7,570 to \$8,645:						
Chief, regional research section.....	1	7,840	1	8,430	1	8,645
Chief, linguistics and history section.....	1	8,040	1	8,645	1	8,645
GS-11. Range \$6,390 to \$7,465:						
Chief, administrative branch.....	1	6,940	1	7,680	1	7,680
Chief, editing and processing section.....	1	6,340	1	6,820	1	7,035
Chief, source materials section.....	1	6,540	1	7,035	1	7,250
Chief, case research section.....	1	6,940	1	7,680	1	7,680
Regional geographers.....	3	19,420	6	40,920	6	41,120
Linguist.....			1	6,390	1	6,390
GS-9. Range \$5,440 to \$6,250:						
Geographers.....	4	21,990	2	12,230	2	12,365
Assistant chief, source materials section.....	1	5,435	1	5,440	1	5,575
Research analyst.....	1	5,810	1	6,385	1	6,385
Linguist.....	1	5,435	2	10,880	2	11,150
GS-7. Range \$4,525 to \$5,335.....	16	73,965	19	92,510	20	97,440
GS-6. Range \$4,080 to \$4,890.....	9	38,155	5	23,100	5	23,100
GS-5. Range \$3,670 to \$4,480.....	19	72,310	18	74,295	18	75,105
GS-4. Range \$3,415 to \$3,925.....	12	43,620	12	47,115	12	47,200
GS-3. Range \$3,175 to \$3,685.....	4	13,720	4	14,530	4	14,615
GS-2. Range \$2,960 to \$3,470.....	1	3,310	1	3,555	1	3,555
Total permanent, departmental.....	79.0	365,770	80	405,315	81	412,610
Deduct lapses.....	8.5	28,634	8	32,009	7.7	31,115
Add net increase due to changes in pay scales for part of year.....		8,155				
Net permanent, departmental (average number, net salary).....	70.5	345,291	72	373,306	73.3	381,495
Positions other than permanent:						
Temporary employment.....		2,554		1,500		1,500
Intermittent employment.....		19,070				
Regular pay above 52-week base.....		1,581		1,689		
Payment above basic rates: Overtime and holiday pay.....		173				
01 Personal services.....		368,669		376,495		382,995





CURRENT AUTHORIZATIONS—Continued

LEGAL ACTIVITIES AND GENERAL ADMINISTRATION—Continued

Salaries and Expenses, General Legal Activities, Justice—Con.

DETAIL OF PERSONAL SERVICES—continued

Table with columns for 1955 actual, 1956 estimate, and 1957 estimate. Rows include Departmental-Continued (General schedule grades), Field (General schedule grades), and various job titles like Executive assistant, Security officer, Trial attorney, etc.

DETAIL OF PERSONAL SERVICES—continued

Table with columns for 1955 actual, 1956 estimate, and 1957 estimate. Rows include Field-Continued (General schedule grades), Total permanent, field, Deduct lapses, Add net increase due to changes in pay scales for part of year, Net permanent, field (average number, net salary), Positions other than permanent, Temporary employment, Intermittent employment, Regular pay above 52-week base, Payment above basic rates: Additional pay for services abroad, All personal services, field, and Personal services.

Salaries and Expenses, Antitrust Division, Justice

DETAIL OF PERSONAL SERVICES

Table with columns for 1955 actual, 1956 estimate, and 1957 estimate. Rows include Departmental (Special positions at rates equal to or in excess of \$13,975), Field (General schedule grades), Total permanent, departmental, Deduct lapses, Add net increase due to changes in pay scales for part of year, Net permanent, departmental (average number, net salary), Positions other than permanent, Temporary employment, Intermittent employment, Regular pay above 52-week base, Payment above basic rates: Overtime and holiday pay, All personal services, departmental, and Field (General schedule grades).

DETAIL OF PERSONAL SERVICES—continued

Table with 4 columns: 1955 actual, 1956 estimate, 1957 estimate. Rows include Field—Continued, General schedule grades, GS-12, GS-11, GS-9, GS-8, GS-7, GS-6, GS-5, GS-4, GS-3, GS-1, Total permanent, field, Deduct lapses, Add net increase due to changes in pay scales for part of year, Net permanent, field (average number, net salary), Positions other than permanent, Regular pay above 52-week base, Payment above basic rates: Overtime and holiday pay, All personal services, field, 01 Personal services.

DETAIL OF PERSONAL SERVICES—continued

Table with 4 columns: 1955 actual, 1956 estimate, 1957 estimate. Rows include Field—Continued, Ungraded positions at annual rates—Continued, Rate of \$10,500, Rate of \$10,000, Rate of \$9,500, Rate of \$9,160, Rate of \$9,000, Rate of \$8,960, Rate of \$8,500, Rate of \$8,000, Rate of \$7,640, Rate of \$7,500, Rate of \$7,040, Rate of \$7,000, Rate of \$6,540, Rate of \$6,500, Rate of \$6,000, Rate of \$5,500, Rate less than \$5,440, Ungraded positions at hourly rates equivalent to less than \$5.440, Total permanent, field, Deduct lapses, Add net increase due to changes in pay scales for part of year, Net permanent, field (average number, net salary), Positions other than permanent, Temporary employment, Temporary deputy marshals (in lieu of bailiffs), Part-time employment, Intermittent employment, Regular pay above 52-week base, Payment above basic rates: Overtime and holiday pay, Premium compensation, Living and quarters allowance, Additional pay for services abroad (Hawaii, Alaska, etc.), 01 Personal services.

Salaries and Expenses, United States Attorneys and Marshals, Justice

DETAIL OF PERSONAL SERVICES

Table with 4 columns: 1955 actual, 1956 estimate, 1957 estimate. Rows include Field, General schedule grades, GS-14, GS-13, GS-12, GS-11, GS-10, GS-9, GS-8, GS-7, GS-6, GS-5, GS-4, GS-3, GS-2, GS-1, Ungraded positions at annual rates: Rate of \$20,000, Rate of \$18,000, Rate of \$15,000, Rate of \$13,000, Rate of \$12,500, Rate of \$12,000, Rate of \$11,500, Rate of \$11,000, Rate of \$11,000, 01 Personal services.

Special Temporary Attorneys and Assistants, Justice

DETAIL OF PERSONAL SERVICES

Table with 4 columns: 1955 actual, 1956 estimate, 1957 estimate. Rows include Departmental, Positions other than permanent, Ungraded positions, equivalent to—GS-15, GS-14, GS-13, GS-12, GS-11, GS-10, GS-9, Less than \$5,550, Total, departmental, Deduct lapses, 01 Personal services.

CURRENT AUTHORIZATIONS—Continued

LEGAL ACTIVITIES AND GENERAL ADMINISTRATION—Continued

Salaries and Expenses, Claims of Persons of Japanese Ancestry, Justice

DETAIL OF PERSONAL SERVICES

Table with 3 columns: 1955 actual, 1956 estimate, 1957 estimate. Rows include Departmental and Field categories with sub-items like GS-15, GS-14, etc., and total permanent, departmental, and field figures.

DETAIL OF PERSONAL SERVICES—continued

Table with 3 columns: 1955 actual, 1956 estimate, 1957 estimate. Rows include Departmental-Continued, Grades established by Interdepartmental Lithographic Wage Board, and Field categories with sub-items like GS-17, GS-16, etc., and total permanent, departmental, and field figures.

FEDERAL BUREAU OF INVESTIGATION

Salaries and Expenses, Federal Bureau of Investigation

DETAIL OF PERSONAL SERVICES

Table with 3 columns: 1955 actual, 1956 estimate, 1957 estimate. Rows include Departmental and Field categories with sub-items like Director, Associate director, GS-18, GS-17, etc., and total permanent, departmental, and field figures.



CURRENT AUTHORIZATIONS—Continued

IMMIGRATION AND NATURALIZATION SERVICE—Continued

Salaries and Expenses, Immigration and Naturalization Service—Continued

DETAIL OF PERSONAL SERVICES—continued

Table with 4 columns: 1955 actual, 1956 estimate, 1957 estimate. Rows include various positions like Chief of division, District director, Investigator, etc., under categories GS-14, GS-13, GS-12, GS-11, GS-10, GS-9, GS-8, GS-7.

DETAIL OF PERSONAL SERVICES—continued

Table with 4 columns: 1955 actual, 1956 estimate, 1957 estimate. Rows include Field-Continued, General schedule grades-Continued, GS-6, GS-5, GS-4, GS-3, GS-2, GS-1, Ungraded positions at hourly rates, Total permanent, field, Deduct lapses, Add net increase due to changes in pay scales, Net permanent, field (average number, net salary), United States and possessions, Foreign countries: United States rates, Positions other than permanent: Temporary employment: United States and possessions, Regular pay above 52-week base, Payment above basic rates, Overtime and holiday pay, Nightwork differential, Extra compensation (act of Mar. 2, 1931): Nonreimbursable, Living and quarters allowance, Additional pay for service abroad, Uniform allowances, Other payments for personal services: Casual workers, Pay of detainees, Payments to other agencies for reimbursable details, All personal services, field, Personal services.

FEDERAL PRISON SYSTEM

Salaries and Expenses, Bureau of Prisons

DETAIL OF PERSONAL SERVICES

Table with 4 columns: 1955 actual, 1956 estimate, 1957 estimate. Rows include BUREAU OF PRISONS, Departmental: Special positions at rates equal to or in excess of \$12,900: Director, Grades established by the Attorney General: GS-16, Range \$12,900 to \$13,760: Assistant director, General schedule grades: GS-18, Rate of \$14,800: Director, GS-15, Range \$11,610 to \$12,690: Assistant director, GS-14, Range \$10,320 to \$11,395: Architect, GS-13, Range \$8,990 to \$10,065: Architect, Assistant chief of classification, Budget officer, Fiscal officer, Supervisor, inspection and control, Mechanical engineer, GS-12, Range \$7,550 to \$8,645: Chief, personnel section, Criminologist, Examiner, Executive assistant to director, Jail inspector, Mechanical engineer, Structural engineer.



DETAIL OF PERSONAL SERVICES—continued

Table with columns for 1955 actual, 1956 estimate, and 1957 estimate, detailing personal services for the Bureau of Prisons. Includes rows for departmental, field, and general schedule grades.

DETAIL OF PERSONAL SERVICES—continued

Table with columns for 1955 actual, 1956 estimate, and 1957 estimate, detailing personal services for the Bureau of Prisons and Public Health Service. Includes rows for field, departmental, and general schedule grades.

CURRENT AUTHORIZATIONS—Continued

FEDERAL PRISON SYSTEM—Continued

Building and Facilities, Federal Prison System

DETAIL OF PERSONAL SERVICES

Table with columns: Field, 1955 actual (Num-her, Total salary), 1956 estimate (Num-ber, Total salary), 1957 estimate (Num-ber, Total salary). Rows include General schedule grades (GS-9 to GS-5), Total permanent, Deduct lapses, Add net increase due to change in pay scale for part of year, Net permanent, Regular pay above 52-week base, Payment above basic rates: Overtime and holiday pay, 01 Personal services.

OFFICE OF ALIEN PROPERTY

Salaries and Expenses, Office of Alien Property, Department of Justice (Trust account)

DETAIL OF PERSONAL SERVICES

Table with columns: Field, 1955 actual (Num-ber, Total salary), 1956 estimate (Num-ber, Total salary), 1957 estimate (Num-ber, Total salary). Rows include Departmental: Special positions at rates equal to or in excess of \$12,900; Assistant attorney general; General schedule grades (GS-16 to GS-11); Management and liquidation specialist; Technical specialist (copyright); GS-12; GS-11.

DETAIL OF PERSONAL SERVICES—continued

Table with columns: Departmental—Continued, 1955 actual (Num-ber, Total salary), 1956 estimate (Num-ber, Total salary), 1957 estimate (Num-ber, Total salary). Rows include General schedule grades—Continued (GS-11 to GS-1); Departmental: Total permanent, Deduct lapses, Add net increase due to changes in pay scales for part of year, Net permanent, Positions other than permanent: Part-time employment, Regular pay above 52-week base, Payment above basic rates: Overtime and holiday pay, All personal services, departmental; Field: General schedule grades (GS-15 to GS-3); Total permanent, field; Deduct lapses; Add net increase due to changes in pay scales for part of year; Net permanent, field (average number, net salary); Positions other than permanent: Intermittent employment; Regular pay above 52-week base; Payment above basic rates: Additional pay for service abroad, Living and quarters allowance; All personal services, field; 01 Personal services.















DETAIL OF PERSONAL SERVICES—continued

Table with 4 columns: Departmental/Field, 1955 actual (Num-ber, Total salary), 1956 estimate (Num-ber, Total salary), 1957 estimate (Num-ber, Total salary). Includes rows for General schedule grades, Ungraded positions, and Total permanent services for Departmental and Field categories.

BUREAU OF EMPLOYEES' COMPENSATION

Salaries and Expenses, Bureau of Employees' Compensation

DETAIL OF PERSONAL SERVICES

Table with 4 columns: Departmental/Field, 1955 actual (Num-ber, Total salary), 1956 estimate (Num-ber, Total salary), 1957 estimate (Num-ber, Total salary). Includes rows for General schedule grades, Ungraded positions, and Total permanent services for Departmental and Field categories.

CURRENT AUTHORIZATIONS—Continued

BUREAU OF EMPLOYEES' COMPENSATION—Con.

Salaries and Expenses, Bureau of Employee's Compensation—Con.

DETAIL OF PERSONAL SERVICES—continued

Table with 3 columns: 1955 actual, 1956 estimate, 1957 estimate. Rows include Departmental-Continued, Field—Continued, and 01 Personal services. Subtotal for 1955: 1,947,612; 1956: 2,151,800; 1957: 2,152,000.

BUREAU OF LABOR STATISTICS

Salaries and Expenses, Bureau of Labor Statistics

DETAIL OF PERSONAL SERVICES

Table with 3 columns: 1955 actual, 1956 estimate, 1957 estimate. Rows include Departmental, General schedule grades (GS-18 to GS-9), and 01 Personal services. Subtotal for 1955: 1,860,067; 1956: 2,050,700; 1957: 2,075,700.

DETAIL OF PERSONAL SERVICES—continued

Table with 3 columns: 1955 actual, 1956 estimate, 1957 estimate. Rows include Departmental-Continued, Field, and 01 Personal services. Subtotal for 1955: 4,397,673; 1956: 5,053,261; 1957: 5,393,729.

WOMEN'S BUREAU

Salaries and Expenses, Women's Bureau

DETAIL OF PERSONAL SERVICES

Table with 3 columns: 1955 actual, 1956 estimate, 1957 estimate. Rows include Departmental, General schedule grades (GS-17 to GS-9), and 01 Personal services. Subtotal for 1955: 1,910,000; 1956: 2,148,000; 1957: 2,190,000.

DETAIL OF PERSONAL SERVICES—continued

Table with 6 columns: Departmental-Continued, 1955 actual (Num-ber, Total salary), 1956 estimate (Num-ber, Total salary), 1957 estimate (Num-ber, Total salary). Rows include General schedule grades, GS-12, GS-11, GS-10, GS-9, GS-8, GS-7, GS-6, GS-5, GS-4, GS-3, Total permanent, departmental, Deduct lapses, Add net increase due to changes in pay scales for part of year, Net permanent, departmental (average number, net salary), Positions other than permanent, and 01 Personal services.

WAGE AND HOUR DIVISION

Salaries and Expenses, Wage and Hour Division

DETAIL OF PERSONAL SERVICES

Table with 6 columns: Departmental, 1955 actual (Num-ber, Total salary), 1956 estimate (Num-ber, Total salary), 1957 estimate (Num-ber, Total salary). Rows include Special positions at rates equal to or in excess of \$12,900, General schedule grades, GS-16, GS-15, GS-14, GS-13, GS-12, GS-11, GS-10, GS-9, GS-8, GS-7, GS-6, GS-5, GS-4, GS-3, GS-2, Total permanent, field, Deduct lapses, Add net increase due to changes in pay scales for part of year, Net permanent, field, Positions other than permanent, and 01 Personal services.

DETAIL OF PERSONAL SERVICES—continued

Table with 6 columns: Departmental-Continued, 1955 actual (Num-ber, Total salary), 1956 estimate (Num-ber, Total salary), 1957 estimate (Num-ber, Total salary). Rows include General schedule grades, GS-11, GS-10, GS-9, GS-8, GS-7, GS-6, GS-5, GS-4, GS-3, GS-2, Total permanent, departmental, Deduct lapses, Add net increase due to changes in pay scales for part of year, Net permanent, departmental (average number, net salary), Positions other than permanent, and 01 Personal services.

## REVOLVING AND MANAGEMENT FUNDS

## INTRAGOVERNMENTAL FUNDS

## OFFICE OF THE SECRETARY

*Advances and Reimbursements, Office of the Secretary*

## DETAIL OF PERSONAL SERVICES

	1955 actual		1956 estimate		1957 estimate	
	Num- ber	Total salary	Num- ber	Total salary	Num- ber	Total salary
Departmental:						
General schedule grades:						
GS-15. Range \$11,610 to \$12,690:						
Consultant.....	2	\$21,850	2	\$23,490	2	\$23,490
GS-14. Range \$10,320 to \$11,395:						
Administrative officer.....	1	9,600	1	10,320	1	10,320
Information officer.....	1	9,600	1	10,320	1	10,320
Labor economist.....	1	10,200	1	10,965		
GS-13. Range \$8,990 to \$10,065:						
Administrative officer.....	1	8,360	1	8,990	1	8,990
Program supervisor.....	1	9,360	3	29,335		
GS-12. Range \$7,570 to \$8,645:						
Administrative officer.....	2	14,280	2	15,355	2	15,355
Foreign nationals program officer.....			3	22,710		
GS-11. Range \$6,390 to \$7,465:						
Administrative officer.....			1	6,390	1	6,390
Exhibit construction specialist.....	1	6,140	1	6,605	1	6,605

## DETAIL OF PERSONAL SERVICES—continued

	1955 actual		1956 estimate		1957 estimate	
	Num- ber	Total salary	Num- ber	Total salary	Num- ber	Total salary
Departmental—Continued						
General schedule grades—Continued						
GS-11. Range \$6,390 to \$7,465—Con.						
Program officer.....			1	\$6,390		
GS-7. Range \$4,525 to \$5,335.....	6	\$26,355	7	\$33,700	2	\$9,860
GS-6. Range \$4,080 to \$4,890.....	3	11,760	7	29,370	3	12,645
GS-5. Range \$3,670 to \$4,480.....	5	18,550	9	36,270	4	16,170
GS-4. Range \$3,415 to \$3,925.....	3	9,845	7	25,095	2	7,000
GS-3. Range \$3,175 to \$3,685.....	6	18,820	6	20,240	3	9,525
Total permanent, departmental.....	33	174,720	53	295,545	23	136,670
Deduct lapses.....				890		
Add—						
Terminal leave in excess of lapses.....		425				
Net increase due to change in pay scale for part of year.....		3,168				
Net permanent, departmental (average number, net salary).....	33	178,313	53	294,655		136,670
Positions other than permanent: Inter- mittent employment.....			2.9	16,000		
Regular pay above 52-week base.....		637		1,100		
01 Personal services.....		178,950		311,755		136,670



REVOLVING AND MANAGEMENT FUNDS—Continued

CURRENT AUTHORIZATIONS OUT OF POSTAL SERVICE FUND—Continued

ADMINISTRATION—Continued

Administration, Post Office—Continued

DETAIL OF PERSONAL SERVICES—continued

Table with 4 columns: 1955 actual, 1956 estimate, 1957 estimate. Rows include Departmental-Continued, Field postal service, and 01 Personal services.

OPERATIONS

Operations, Post Office

DETAIL OF PERSONAL SERVICES

Table with 4 columns: 1955 actual, 1956 estimate, 1957 estimate. Rows include Departmental, General schedule grades, and GS-12.

DETAIL OF PERSONAL SERVICES—continued

Table with 5 columns: 1954 actual, 1955 estimate, 1956 estimate. Rows include Departmental-Continued, Field postal service, and 01 Personal services.

TRANSPORTATION

Transportation, Post Office

DETAIL OF PERSONAL SERVICES

Table with 5 columns: 1955 actual, 1956 estimate, 1957 estimate. Rows include Departmental, General schedule grades, and GS-14.

DETAIL OF PERSONAL SERVICES—continued

Table with columns: Departmental—Continued, 1955 actual (Num-ber, Total salary), 1956 estimate (Num-ber, Total salary), 1957 estimate (Num-ber, Total salary). Includes rows for GS-13, GS-12, GS-11, GS-10, GS-9, GS-8, GS-7, GS-6, GS-5, GS-4, GS-3, Total permanent, departmental, Deduct lapses, Add, Field postal service, etc.

DETAIL OF PERSONAL SERVICES—continued

Table with columns: Departmental—Continued, 1955 actual (Num-ber, Total salary), 1956 estimate (Num-ber, Total salary), 1957 estimate (Num-ber, Total salary). Includes rows for Administrative assistant, Postal rate economist, Accountant, Cost accountant, Auditor, Tabulation project planner, GS-12, GS-11, GS-10, GS-9, GS-8, GS-7, GS-6, GS-5, GS-4, GS-3, Total permanent, departmental, Deduct lapses, Add, Field, etc.

FINANCE

Finance, Post Office

DETAIL OF PERSONAL SERVICES

Table with columns: Departmental, 1955 actual (Num-ber, Total salary), 1956 estimate (Num-ber, Total salary), 1957 estimate (Num-ber, Total salary). Includes rows for Special positions at rates equal to or in excess of \$14,800, GS-17, GS-16, GS-15, GS-14, Director of division, etc.

FACILITIES

Facilities, Post Office

DETAIL OF PERSONAL SERVICES

Table with columns: Departmental, 1955 actual (Num-ber, Total salary), 1956 estimate (Num-ber, Total salary), 1957 estimate (Num-ber, Total salary). Includes rows for Special positions at rates equal to or in excess of \$14,800, Assistant postmaster general, GS-17, GS-16, GS-15, etc.







CURRENT AUTHORIZATIONS—Continued

ADMINISTRATION OF FOREIGN AFFAIRS—Con.

Salaries and Expenses, State—Continued

DETAIL OF PERSONAL SERVICES—continued

Table with 5 columns: 1955 actual (Num-ber, Total salary), 1956 estimate (Num-ber, Total salary), 1957 estimate (Num-ber, Total salary). Rows include various job titles like General schedule grades, Attorney-adviser, Budget and fiscal officer, etc.

DETAIL OF PERSONAL SERVICES—continued

Table with 6 columns: Departmental—Continued, 1955 actual (Num-ber, Total salary), 1956 estimate (Num-ber, Total salary), 1957 estimate (Num-ber, Total salary). Rows include Liaison officer, Project director, Public opinion analyst, etc.





DETAIL OF PERSONAL SERVICES—continued

Table with 5 columns: Field, 1955 actual (Num-ber, Total salary), 1956 estimate (Num-ber, Total salary), 1957 estimate (Num-ber, Total salary). Rows include Field, Grades established by the Foreign Service Act of 1946, Foreign Service staff officers and employees, Local employees, Total permanent, field, Deduct lapses, Add net increase due to changes in pay scales for part of year, Net permanent, field (average number, net salary): Foreign countries: United States rates, Local rates, Regular pay above 52-week base, Payment above basic rates: Living and quarters allowances, Additional pay for service abroad, All personal services, field, 01 Personal services.

DETAIL OF PERSONAL SERVICES—continued

Table with 6 columns: Field-Continued, 1955 actual (Num-ber, Total salary), 1956 estimate (Num-ber, Total salary), 1957 estimate (Num-ber, Total salary). Rows include Field-Continued, Grades established by the Secretary of State equivalent to general schedule grades-Continued, GS-9. Range \$5,440 to \$6,250: Secretarial assistants, Administrative assistant, Reference analysts, Chief, production, Staff assistants, GS-8. Range \$4,970 to \$5,780, GS-7. Range \$4,525 to \$5,335, GS-6. Range \$4,080 to \$4,890, GS-5. Range \$3,670 to \$4,480, GS-4. Range \$3,415 to \$3,925, GS-3. Range \$3,175 to \$3,685, GS-2. Range \$2,900 to \$3,470, GS-1. Range \$2,690 to \$3,200, Grades established by the Foreign Service Act of 1946, as amended (22 U. S. C. 801-1158): Foreign Service officers: Class-1. Range \$13,760 to \$14,800, Class-2. Range \$11,965 to \$13,655, Class-3. Range \$9,815 to \$11,800, Class-4. Range \$7,490 to \$9,530, Class-5. Range \$5,715 to \$7,220, Foreign Service Reserve officers: Class-1. Range \$13,760 to \$14,800, Class-2. Range \$11,965 to \$13,665, Class-3. Range \$9,815 to \$11,800, Foreign Service staff officers and employees: Class-8. Range \$5,715 to \$6,680, Class-10. Range \$4,650 to \$5,615, Class-11. Range \$4,225 to \$5,000, Class-12. Range \$3,800 to \$4,570, Ungraded positions (locals, overseas), Total permanent, Deduct lapses, Add net increase due to changes in pay scales for part of year, Net permanent, field (average number, net salary): United States and possessions, Foreign countries: United States rates, Local rates, Positions other than permanent: Intermittent employment, Regular pay above 52-week base, Payment above basic rates: Living and quarters allowance, 01 Personal services.

INTERNATIONAL ORGANIZATIONS AND CONFERENCES

Missions to International Organizations, State

DETAIL OF PERSONAL SERVICES

Table with 5 columns: Field, 1955 actual (Num-ber, Total salary), 1956 estimate (Num-ber, Total salary), 1957 estimate (Num-ber, Total salary). Rows include Field, Grades established by the Secretary of State: Range \$14,800 and above: United States representative to United Nations, Deputy United States representative to United Nations, United States representative in economic and social council, United States representative in trusteeship council, Counselor of mission, United States representative to Organization of American States, Grades established by the Secretary of State equivalent to general schedule grades: GS-15. Range \$11,610 to \$12,690: Special assistant to United States representative to United Nations, International organization affairs officer, Political officer, Executive director, Director of public affairs, GS-14. Range \$10,320 to \$11,395: Chief, administrative and conference services, Deputy executive director, Political officer, GS-13. Range \$8,990 to \$10,065: Political officer, Public affairs officer, Assistant chief, administrative and conference services, Assistant to United States representative to Organization of American States, GS-12. Range \$7,570 to \$8,645: Reporting officer, Chief, communications, Assistant chief, administrative and conference services, Public affairs officer, Chief, reference, Economic officer, Political officer, GS-11. Range \$6,390 to \$7,465: Assistant chief, communications, Chief, operating services, Foreign affairs officer, Assistant chief, reference.

INTERNATIONAL COMMISSIONS

INTERNATIONAL BOUNDARY AND WATER COMMISSION, UNITED STATES AND MEXICO

Salaries and Expenses, International Boundary and Water Commission, United States and Mexico, State

DETAIL OF PERSONAL SERVICES

Table with 5 columns: Field, 1955 actual (Num-ber, Total salary), 1956 estimate (Num-ber, Total salary), 1957 estimate (Num-ber, Total salary). Rows include Field, General schedule grades: GS-15. Range \$11,610 to \$12,690: Counsel, Principal engineer (supervising), GS-14. Range \$10,320 to \$11,395: Chief, operations section, Principal engineer (planning), GS-13. Range \$8,990 to \$10,065: Administrative officer, Chief, administrative services, Civil engineer, Procurement officer, GS-12. Range \$7,570 to \$8,645: Attorney, Auditor and budget analyst, Civil engineer, Hydraulic engineer, GS-11. Range \$6,390 to \$7,465: Civil engineer, Fiscal accounting officer, Hydraulic engineer, Personnel officer, GS-9. Range \$5,440 to \$6,250: Administrative assistant, Auditor, Civil engineer, Hydraulic engineer, Personnel officer, Purchasing agent.

CURRENT AUTHORIZATIONS—Continued

INTERNATIONAL COMMISSIONS—Continued

INTERNATIONAL BOUNDARY AND WATER COMMISSION, UNITED STATES AND MEXICO—continued

Salaries and Expenses, International Boundary and Water Commission, United States and Mexico, State—Continued

Table with 4 columns: 1955 actual, 1956 estimate, 1957 estimate. Includes rows for Field-Continued, General schedule grades (GS-7 to GS-1), Ungraded positions at annual rates, and Total permanent, field.

Operation and Maintenance, International Boundary and Water Commission, United States and Mexico, State

Table with 4 columns: 1955 actual, 1956 estimate, 1957 estimate. Includes rows for Field: General schedule grades (GS-14 to GS-1), Ungraded positions at hourly rates, and Total permanent, field.

DETAIL OF PERSONAL SERVICES—continued

Table with 4 columns: 1955 actual, 1956 estimate, 1957 estimate. Includes rows for Field-Continued, Positions other than permanent: Intermittent employment, Regular pay above 52-week base, and Personal services.

Miscellaneous

Construction, International Boundary and Water Commission, United States and Mexico, State

Table with 4 columns: 1955 actual, 1956 estimate, 1957 estimate. Includes rows for Field: General schedule grades (GS-13 to GS-9), Ungraded positions at hourly rates equivalent to less than \$5,440, and Total permanent, field.







REVOLVING AND MANAGEMENT FUNDS

INTRAGOVERNMENTAL FUNDS

ADMINISTRATION OF FOREIGN AFFAIRS


Advances and Reimbursements, Department of State

DETAIL OF PERSONAL SERVICES

	1955 actual		1956 estimate		1957 estimate	
	Num-ber	Total salary	Num-ber	Total salary	Num-ber	Total salary
<b>Departmental:</b>						
General schedule grades:						
GS-15. Range \$11,610 to \$12,690:						
Area staff officer.....	3	\$33,900	3	\$36,450	3	\$36,450
Coordinator.....	1	10,800	1	11,610	1	11,610
Intelligence officer.....	2	22,100	3	35,640	3	35,640
Project officer.....	2	22,100	2	23,220	2	23,220
Program officer.....	1	11,800	1	12,690	1	12,690
GS-14. Range \$10,320 to \$11,395:						
Chief, secretarial staff.....	1	10,000	1	10,535	1	10,535
Intelligence research officer.....	7	71,350	7	76,790	7	76,790
Review officer.....	1	10,000	1	10,750	1	10,750
GS-13. Range \$8,990 to \$10,065:						
Intelligence research officer.....	6	51,950	6	55,726	6	55,726
Intelligence research specialist.....	17	150,390	17	160,785	17	160,785
Librarian.....	1	9,160	1	9,850	1	9,850
Project director.....	1	8,760	1	9,420	1	9,420
Review officer.....	2	17,520	2	18,840	2	18,840
Staff assistant.....	1	8,000	1	8,990	1	8,990
GS-12. Range \$7,570 to \$8,645:						
Administrative officer.....	1	7,640	1	8,430	1	8,430
Illustrator.....	2	14,480	2	15,535	2	15,535
Investigator.....	1	7,040	1	7,570	1	7,570
Intelligence research analyst.....	2	13,980	2	15,035	2	15,035
Intelligence research officer.....	5	38,000	5	40,860	5	40,860
Intelligence research specialist.....	26	189,990	26	204,380	26	204,380
Librarian.....	1	7,040	1	7,570	1	7,570
GS-11. Range \$6,390 to \$7,465:						
Cartographer.....	1	6,940	1	7,465	1	7,465
Confidential assistant.....	1	6,140	1	6,605	1	6,605
Editor.....	2	11,880	2	12,780	2	12,780
Intelligence research analyst.....	26	161,350	26	173,665	26	173,665
Intelligence research officer.....	1	6,340	1	6,820	1	6,820
Intelligence research specialist.....	4	24,160	4	25,990	4	25,990
Librarian.....	1	6,140	1	6,605	1	6,605
Personnel analyst.....	1	5,940	1	6,390	1	6,390
Staff assistant.....	1	6,540	1	7,250	1	7,250
GS-9. Range \$5,440 to \$6,250:						
Administrative assistant.....	1	5,435	1	5,980	1	5,980
Chief, records and mail.....	1	5,435	1	5,980	1	5,980
Graphics designer.....	2	10,120	2	10,880	2	10,880
Intelligence research analyst.....	26	138,960	26	149,595	26	149,595
Librarian.....	9	48,540	9	52,200	9	52,200
Photographer.....	1	5,185	1	5,575	1	5,575
Reception officer.....	1	5,185	1	5,440	1	5,440
Secretary.....	1	5,185	2	11,150	2	11,150
GS-7. Range \$4,525 to \$5,335.....	48	218,575	47	229,280	47	229,280
GS-6. Range \$4,080 to \$4,890.....	3	12,385	4	17,805	4	17,805
GS-5. Range \$3,670 to \$4,480.....	37	143,790	37	155,620	37	155,620
GS-4. Range \$3,415 to \$3,925.....	42	148,540	43	163,585	43	163,585
GS-3. Range \$3,175 to \$3,685.....	29	90,255	28	93,875	28	93,875
Grades established by the Foreign Service Act of 1946, as amended (22 U. S. C. 801-1158):						
Foreign Service officer:						
Class 1. Range \$13,760 to \$14,800.....	1	13,200	3	44,400	3	44,400
Class 2. Range \$11,965 to \$13,655.....	1	11,150	1	12,740	1	12,740
Class 3. Range \$9,815 to \$11,860.....	2	19,460	3	32,785	3	32,785
Class 4. Range \$7,490 to \$9,530.....	13	100,828	13	108,389	13	108,389
Class 5. Range \$5,715 to \$7,220.....	12	73,495	12	79,016	12	79,016

DETAIL OF PERSONAL SERVICES—continued

	1955 actual		1956 estimate		1957 estimate	
	Num-ber	Total salary	Num-ber	Total salary	Num-ber	Total salary
<b>Departmental—Continued</b>						
Grades established by the Foreign Service Act of 1946, as amended (22 U. S. C. 801-1158)—Continued						
Foreign Service Officer—Continued						
Class 6. Range \$4,295 to \$5,475.....	10	\$49,328	10	\$53,016	10	\$53,016
Foreign Service reserve officer:						
Class 3. Range \$9,815 to \$11,860.....	1	9,430	1	10,140	1	10,140
Class 4. Range \$7,490 to \$9,530.....	4	30,029	4	32,290	4	32,290
Class 5. Range \$5,715 to \$7,220.....	11	62,893	11	67,598	11	67,598
Class 6. Range \$4,295 to \$5,475.....	2	9,453	2	10,162	2	10,162
Foreign Service staff officer:						
Class 8. Range \$5,715 to \$6,680.....	2	12,980	2	13,948	2	13,948
Class 10. Range \$4,650 to \$5,615.....	1	4,563	1	4,910	1	4,910
Class 11. Range \$4,225 to \$5,000.....	1	4,131				
Class 13. Range \$3,390 to \$4,165.....	2	6,325				
Ungraded positions at annual rates less than \$5,440.....	3	11,004	3	11,832	3	11,832
Total permanent, departmental.....	387	2,194,104	391	2,422,437	391	2,422,437
Deduct lapses.....	30.4	175,607	9.7	21,322	9.7	21,322
Add net increase due to changes in pay scales for part of year.....		48,574				
Net permanent, departmental (average number, net salary).....	356.6	2,067,071	381.3	2,401,115	381.3	2,401,115
Positions other than permanent:						
Part-time employment.....		12,028		14,645		14,645
Intermittent employment.....		12,161		5,360		5,360
Regular pay above 52-week base.....		8,325		8,048		
Payment above basic rates:						
Overtime and holiday pay.....		9,902		12,870		12,870
Nightwork differential.....		10				
Other payments for personal services: Payments to other agencies for reimbursable details.....		76,727		75,200		75,200
All personal services, departmental.....		2,186,224		2,517,238		2,509,190
<b>Field:</b>						
General schedule grades:						
GS-9. Range \$5,440 to \$6,250:						
Reception officer.....	2	10,370	4	22,030	4	22,030
GS-7. Range \$4,525 to \$5,335.....	1	4,330				
GS-5. Range \$3,670 to \$4,480.....			2	8,555	2	8,555
GS-3. Range \$3,175 to \$3,685.....	1	3,430				
Grades established by the Foreign Service Act of 1946, as amended (22 U. S. C. 801-1158): Foreign Service officer:						
Class 4. Range \$7,490 to \$9,530.....	1	6,963	1	7,810	1	7,810
Total permanent, field.....	5	25,093	7	38,395	7	38,395
Deduct lapses.....	0.1	770	0.2	1,096	0.2	1,096
Add net increase due to changes in pay scales for part of year.....		658				
Net permanent, field (average number, net salary).....	4.9	24,981	6.8	37,299	6.8	37,299
Regular pay above 52-week base.....		90		150		
Payment above basic rates: Overtime and holiday pay.....		4,927		1,278		1,278
All personal services, field.....		29,998		38,727		38,577
<b>01 Personal services.....</b>		2,216,222		2,555,965		2,547,767



# TREASURY DEPARTMENT

## CURRENT AUTHORIZATIONS

### OFFICE OF THE SECRETARY

#### Salaries and Expenses, Office of the Secretary of the Treasury

##### DETAIL OF PERSONAL SERVICES

	1955 actual	1956 estimate	1957 estimate
	Num- ber	Total salary	Total salary
<b>Departmental:</b>			
Special positions at rates equal to or in excess of \$14,800:			
Secretary of the Treasury.....	1	\$22,500	\$22,500
Under secretary of the Treasury.....	2	35,000	35,000
Assistant secretary of the Treasury.....	3	45,000	45,000
Fiscal assistant secretary.....	1	15,000	15,000
<b>General schedule grades:</b>			
<b>GS-18. Rate of \$14,800:</b>			
General counsel.....	1	14,800	14,800
Administrative assistant secretary.....	1	14,800	14,800
Assistant to the secretary and supervisor, analysis staff.....	1	14,800	14,800
<b>GS-17. Range \$13,975 to \$14,620:</b>			
Assistant to the secretary.....	2	26,000	27,950
Assistant general counsel.....	1	13,975	14,140
<b>GS-16. Range \$12,900 to \$13,700:</b>			
Assistant to the secretary.....	3	36,200	12,900
Technical assistant to the secretary for enforcement.....	1	12,291	13,330
Assistant to the fiscal assistant secretary.....	1	12,611	12,900
Budget officer.....	1	12,400	13,503
Director of personnel.....	1	12,000	13,189
Chief, tax division, analysis staff.....	1	12,158	13,173
Chief, debt division, analysis staff.....	1	12,900	13,057
Assistant general counsel.....	1	12,200	12,900
Associate head, legal advisory staff.....	1	12,900	12,983
<b>GS-15. Range \$11,610 to \$12,690:</b>			
Assistant to the secretary.....	2	22,350	12,513
Technical assistant to fiscal assistant secretary.....	2	22,199	23,313
Information specialist.....	1	11,231	12,212
Senior organization and methods examiner.....	1	10,800	11,610
Assistant budget officer.....	1	10,800	11,610
Assistant director of personnel.....	1	11,050	
Chief, classification and wage administration section.....	1	10,800	11,713
Chief, employment section.....	1	10,800	11,723
Chief, procedures and standards section.....	1	10,800	11,610
Head, fiscal service operations and methods staff.....	1	11,300	12,346
Legal officer.....	1	10,800	11,610
Chief, debt division, analysis staff.....	1	11,300	
Fiscal economist.....	3	34,513	37,498
Assistant general counsel.....	1	11,550	
Associate head, legal advisory staff.....	1	11,050	11,620
Assistant head, legal advisory staff.....	1	11,050	12,690
Assistant to the general counsel.....	1	11,800	11,683
Chief counsel to fiscal assistant secretary.....	1	11,318	12,420
Director of administrative services.....	1	11,800	12,690
<b>GS-14. Range \$10,320 to \$11,395:</b>			
Staff assistant.....	1	10,535	10,535
Administrative assistant to fiscal assistant secretary.....	1	10,400	10,320
Assistant to assistant secretary.....	1	9,600	10,378
Organization and methods examiner.....	1	10,320	10,494
Budget examiner.....	1	10,400	10,320
Assistant head, fiscal service operations and methods staff.....	1	9,800	
Accounting consultant.....	1	9,600	10,403
Fiscal economist.....	6	59,942	76,084
Assistant head, legal advisory staff.....	1	10,800	11,610
Attorney.....	2	19,221	20,855
Assistant director of administrative services.....	1	10,014	10,965
Chief, buildings surveys.....	1	10,760	11,610
<b>GS-13. Range \$8,990 to \$10,065:</b>			
Fiscal analyst.....	1	8,666	9,428
Administrative officer.....	4	36,270	29,706
Assistant to under secretary.....	1	8,990	9,090
Information and editorial specialist.....	1	9,520	10,280
Organization and methods examiner.....	2	17,520	9,543
Budget examiner.....	1	9,360	17,980
Assistant to the director of personnel.....	1	8,990	9,048
Personnel assistant.....	1	8,760	9,444
Attorney.....	4	34,762	27,408
Fiscal economist.....	7	62,114	48,580
Chief, office services division.....	1	9,112	9,916

##### DETAIL OF PERSONAL SERVICES—continued

	1955 actual	1956 estimate	1957 estimate
	Num- ber	Total salary	Total salary
<b>Departmental—Continued</b>			
General schedule grades—Continued			
<b>GS-13. Range \$8,990 to \$10,065—Con.</b>			
Chief, printing and reproduction division.....	1	\$8,360	\$9,147
<b>GS-12. Range \$7,570 to \$8,645:</b>			
Chief, fund control section.....	1	7,040	7,570
Secretary to the secretary.....	1	7,040	
Assistant to the under secretary.....	2	14,325	
Budget examiner.....	1	7,040	7,752
Personnel assistant.....	1	7,040	7,578
Job classification and wage analyst.....	1	7,040	8,380
Position classifier.....	3	22,433	24,526
Fiscal methods examiner.....	5	36,882	33,422
Attorney.....	3	22,088	16,082
Fiscal economist.....	1	7,423	8,091
Administrative officer.....	1	7,640	8,405
Librarian.....	1	7,040	8,513
Personnel officer.....	1	7,040	
<b>GS-11. Range \$6,390 to \$7,465:</b>			
Secretary to the Secretary.....	1	5,940	6,431
Administrative assistant.....	2	12,880	20,599
Chief, fund control section.....	1	6,740	
Organization and methods examiner.....	2	12,280	13,200
Personnel security officer.....	1	5,940	
Attorney.....	3	17,820	6,390
Fiscal economist.....	2	12,880	21,584
Personnel officer.....	1	6,390	6,390
Staff assistant.....	1	6,390	6,572
Printing and publications officer.....	1	6,940	7,465
Records administrative officer.....	1	6,940	6,390
Head, graphic section.....	1	6,540	7,233
Buildings superintendent.....	1	6,140	6,795
<b>GS-9. Range \$5,440 to \$6,250:</b>			
Administrative assistant.....	13	70,895	76,595
Fiscal analyst.....	1	5,925	6,385
Fiscal economist.....	3	16,245	23,318
Statistician.....	3	15,754	17,752
Attorney.....	1	5,391	5,933
Personnel assistant.....	1	5,133	5,648
Chief, fiscal section.....	1	5,420	5,964
Librarian.....	3	16,350	17,986
Assistant buildings superintendent.....	1	5,810	5,440
<b>GS-8. Range \$4,970 to \$5,780:</b>			
GS-7. Range \$4,525 to \$5,335.....	39	185,725	184,012
<b>GS-6. Range \$4,080 to \$4,890:</b>			
GS-5. Range \$3,635 to \$4,445.....	20	88,411	92,928
<b>GS-4. Range \$3,190 to \$3,925:</b>			
GS-3. Range \$2,745 to \$3,480.....	53	212,801	236,014
<b>GS-2. Range \$2,300 to \$3,035:</b>			
GS-1. Range \$1,855 to \$2,590.....	32	111,690	129,212
Ungraded positions at hourly rates:			
Equivalent to \$5,440 or above:			
Supervising operating engineer.....	1	5,294	5,715
Foreman, reproduction section.....	1	6,240	6,240
Assistant foreman, reproduction section.....	1	6,032	6,032
Photographer and platemaker.....	2	11,232	11,232
Equivalent to less than \$5,440.....	148	478,134	564,999
<b>Total permanent, departmental.....</b>	<b>486</b>	<b>2,553,374</b>	<b>2,714,823</b>
Deduct lapses.....	35.2	179,034	16.4
Add net increase due to changes in pay scales for part of year.....		49,961	113,423
<b>Net permanent, departmental (average number, net salary).....</b>	<b>450.8</b>	<b>2,424,301</b>	<b>454.6</b>
<b>Positions other than permanent:</b>			
Temporary employment.....	647		
Intermittent employment.....	25,040		3,000
Regular pay above 52-week base.....	8,650		9,500
Payment above basic rates:			
Overtime and holiday pay.....	12,206		17,300
Nightwork differential.....	11,207		14,000
Other payments for personal services:			
Payments to other agencies for reimbursable details.....	9,831		3,000
<b>01 Personal services.....</b>	<b>2,491,882</b>	<b>2,648,200</b>	<b>2,629,800</b>
Salaries and wages in the foregoing schedule are distributed as follows:			
“Salaries and expenses, Office of the Secretary of the Treasury”.....	2,389,218	2,580,200	2,592,800
“Advances and reimbursements, Office of the Secretary”.....	102,664	68,000	37,000





CURRENT AUTHORIZATIONS—Continued

BUREAU OF THE PUBLIC DEBT—Continued

Administering the Public Debt, Bureau of the Public Debt—Con.

DETAIL OF PERSONAL SERVICES—continued

Table with columns: 1955 actual, 1956 estimate, 1957 estimate. Rows include: Departmental—Continued, Add net increase due to changes in pay scales for part of year, Net permanent, departmental, Positions other than permanent, Field, General schedule grades, GS-15 through GS-2, Ungraded positions, Total permanent, field, Deduct lapses, Add net increase due to changes in pay scales for part of year, Net permanent, field, Positions other than permanent, All personal services, field, 01 Personal services, Salaries and wages in the foregoing schedule are distributed as follows.

OFFICE OF THE TREASURER

Salaries and Expenses, Office of the Treasurer, Treasury Department

DETAIL OF PERSONAL SERVICES

Table with columns: 1955 actual, 1956 estimate, 1957 estimate. Rows include: Departmental, General schedule grades, GS-16 through GS-1, Ungraded positions, Total permanent, departmental, Deduct lapses, Add net increase due to changes in pay scales for part of year, Net permanent, departmental, Positions other than permanent, 01 Personal services, Salaries and wages in the foregoing schedule are distributed as follows.



CURRENT AUTHORIZATIONS—Continued

BUREAU OF CUSTOMS—Continued

Salaries and Expenses, Bureau of Customs—Continued

DETAIL OF PERSONAL SERVICES—continued

	1955 actual	1956 estimate	1957 estimate
Field—Continued			
General schedule grades—Continued			
GS-11. Range \$6,390 to \$7,465—Con.			
Criminal investigator, supervising	10 \$64,000	10 \$69,705	10 \$70,995
Entry officer	40 262,600	40 283,765	40 288,925
Entry officer, supervising	4 26,560	4 28,570	4 29,215
Examiner	68 430,925	68 473,005	68 480,315
Examiner, supervisor	1 6,940	1 7,680	1 7,680
Examiner, organization and methods	2 11,880	2 12,995	2 13,210
Inspector, supervising	33 219,020	33 238,390	33 241,185
Liquidator	119 781,155	119 845,120	119 860,385
Liquidator, supervisor	3 19,620	3 21,320	3 21,750
Marine officer	6 38,240	6 42,210	6 42,640
Marine officer, supervisor	1 5,940	1 6,605	1 6,605
Personnel officer	1 6,540	1 7,250	1 7,250
Port patrol officer, supervisor	1 6,540	1 7,035	1 7,250
Warehouse officer, supervising	1 6,940	1 7,465	1 7,465
GS-10. Range \$5,915 to \$6,725:			
Accountant, fiscal	14 85,875	14 93,070	14 93,745
Admeasurer	4 24,625	4 26,765	4 26,900
Admeasurer, supervising	5 30,125	5 32,950	5 33,355
Administrative assistant	1 5,500	1 6,050	1 6,185
Administrative officer	3 17,875	3 19,635	3 19,905
Administrative officer, reimbursable	1 5,500	1 6,050	1 6,185
Appraiser	23 138,500	23 150,760	23 152,785
Cash accounting assistant	1 5,875	1 6,455	1 6,590
Cashier, assistant	1 6,125	1 6,725	1 6,725
Supervisor, customs entry clerk	1 6,250	1 6,725	1 6,725
Collector, deputy	3 17,250	3 18,960	3 19,365
Collector, deputy in charge	29 175,000	29 190,975	29 193,135
Criminal investigator	4 23,250	4 25,280	4 25,550
Entry officer	38 227,250	38 248,125	38 251,770
Entry officer, supervising	5 31,500	5 33,835	5 34,435
Examiner	34 201,185	34 219,875	34 223,385
Inspector	18 107,625	18 116,865	18 117,810
Inspector, supervising	116 685,875	116 751,615	116 762,820
Liquidator	80 479,110	80 522,610	80 530,305
Liquidator, supervisor	1 5,875	1 6,455	1 6,590
Marine officer	12 71,875	12 78,540	12 79,485
Marine officer, supervisor	2 12,000	2 13,180	2 13,315
Port patrol officer, supervisor	2 12,125	2 13,180	2 13,315
Training officer, supervisor	1 6,125	1 6,725	1 6,725
GS-9. Range \$5,440 to \$6,250:			
Accountant, fiscal	22 124,695	22 135,880	22 137,635
Admeasurer	16 89,960	16 97,840	16 99,190
Administrative assistant	5 25,925	5 28,550	5 29,225
Administrative assistant, reimbursable	1 5,685	1 6,250	1 6,250
Administrative officer	1 5,185	1 5,710	1 5,845
Analyst, textile	1 5,060	1 5,440	1 5,440
Appraiser	13 72,405	13 78,955	13 80,035
Attorney-adviser	2 10,870	2 11,690	2 11,690
Auditor	2 10,495	2 11,420	2 11,555
Cash accounting assistant	2 11,120	2 12,095	2 12,230
Chemist	19 100,285	19 110,785	19 113,350
Supervisor, customs entry clerk	2 11,495	2 12,500	2 12,500
Collector, deputy	19 105,390	19 115,510	19 116,860
Collector, deputy in charge	80 451,050	80 494,465	80 499,190
Criminal investigator	34 179,725	34 197,245	34 200,890
Entry assistant, supervisor	1 5,810	1 6,250	1 6,385
Entry officer	47 264,070	47 287,405	47 290,915
Examiner	33 175,480	33 192,210	33 196,810
Examiner, reports	3 16,555	3 18,075	3 18,345
Inspector	561	561	684
Inspector, supervising	2,979,285	3,276,615	4,056,875
Inspectress	97 540,070	97 593,155	97 599,770
Liquidator	8 42,105	8 46,355	8 47,435
Liquidator	28 156,365	28 170,680	28 172,975
Marine officer	27 153,120	27 166,725	27 168,345
Personnel assistant	5 28,175	5 30,710	5 30,980
Personnel officer	1 5,685	1 6,250	1 6,250
Port patrol officer, supervisor	8 42,855	8 46,895	8 47,435
Reviewer translator, supervisor	1 5,060	1 5,575	1 5,710
Sampler	1 5,310	1 5,845	1 5,980
Surveyor, assistant deputy	1 5,685	1 6,250	1 6,250
Training officer	1 5,685	1 6,250	1 6,250
Warehouse officer, supervising	3 17,305	3 18,750	3 18,885
GS-8. Range \$4,970 to \$5,780	1,986	1,986	1,876
Reimbursable	10,146,650	11,166,735	10,641,225
GS-7. Range \$4,525 to \$5,335	78 361,110	57 284,370	3 16,125
Reimbursable	305	432	432
Reimbursable	1,431,020	2,162,941	2,183,906
GS-6. Range \$4,080 to \$4,890	1 4,955	1 5,335	163 738,385
Reimbursable	322	424	424
Reimbursable	1,397,140	1,941,100	1,961,890
GS-5. Range \$3,670 to \$4,480	178 793,135	178 862,720	172 841,350
Reimbursable	974	692	692
Reimbursable	3,874,020	3,079,507	3,125,257
GS-4. Range \$3,415 to \$3,925	103 404,730	86 371,000	4 18,055
Reimbursable	620	620	620
Reimbursable	2,180,510	2,368,110	2,398,540
GS-3. Range \$3,175 to \$3,685	216 708,944	216 770,380	255 898,039
Reimbursable	81 260,230	55 192,280	25 79,375
GS-2. Range \$2,960 to \$3,470	134 414,175	134 448,860	134 453,705
GS-1. Range \$2,690 to \$3,200	57 172,312	57 189,510	57 190,445

DETAIL OF PERSONAL SERVICES—continued

	1955 actual	1956 estimate	1957 estimate
Field—Continued			
Ungraded positions at hourly rates:			
Equivalent to \$5,440 or above:			
Mechanic automatic scale	3 \$15,250	3 \$16,370	3 \$16,370
Tool and gage maker helper	1 4,745	1 5,658	1 5,658
Equivalent to less than \$5,440	357 1,075,286	357 1,308,020	357 1,324,885
Positions at foreign service local rates	5 10,580	5 10,580	5 10,580
Total permanent, field	7,755 37,800,200	7,638 41,081,534	7,675 41,733,649
Deduct lapses	271.1 1,133,851	198.9 1,159,969	171 1,193,411
Add net increase due to changes in pay scales for part of year	823,388		
Net permanent, field (average number, net salary):			
United States and possessions	7,426.9 37,169,327	7,364.1 39,478,083	7,429 40,091,348
Foreign countries:			
United States rates	52 309,830	70 432,902	70 438,310
Local rates	5 10,580	5 10,580	5 10,580
Positions other than permanent:			
Temporary employment: United States and possessions	37.5 158,508	40.6 178,800	40.6 178,800
Foreign countries:			
United States rates	2.1 8,380	1.8 8,100	1.8 8,100
Local rates	1 3,175		
Part-time employment	25.5 96,361	28.2 115,900	28.2 115,900
Intermittent employment	39.3 100,806	40.0 121,300	40.0 121,300
Regular pay above 52-week base	149,608	153,325	
Payment above basic rates:			
Overtime and holiday pay	5,245,162	5,958,350	6,032,975
Nightwork differential	253,646	274,900	286,325
Living and quarters allowance	82,913	123,000	123,000
Additional pay for service abroad	115,330	122,500	122,500
Premium pay for agents		64,500	64,500
Uniform allowances		328,000	344,200
All personal services, field	43,703,626	47,370,240	47,937,838
01 Personal services	44,941,333	48,718,800	49,283,663
Salaries and wages in the foregoing schedules are distributed as follows:			
"Salaries and expenses, Bureau of Customs"	38,455,176	41,655,600	42,091,803
"Advances and reimbursements, Bureau of Customs"	6,486,157	7,063,200	7,191,860

INTERNAL REVENUE SERVICE

Salaries and Expenses, Internal Revenue Service

DETAIL OF PERSONAL SERVICES

	1955 actual	1956 estimate	1957 estimate
Departmental			
Special positions at rates equal to or in excess of \$14,800:			
Commissioner	1 \$15,000	1 \$15,000	1 \$15,000
General schedule grades:			
GS-18. Rate of \$14,800:			
Assistant commissioner	4 59,200	3 44,400	3 44,400
Chief counsel		1 14,800	1 14,800
Deputy commissioner	1 14,800	1 14,800	1 14,800
GS-17. Range \$13,975 to \$14,620:			
Assistant chief counsel	2 26,200	2 28,315	2 28,447
Assistant commissioner	2 26,200	2 28,198	2 28,514
Director of division	6 78,600	6 85,272	6 85,936
GS-16. Range \$12,900 to \$13,760:			
Assistant chief counsel	3 37,400	3 40,575	3 40,967
Assistant director of division	1 12,200	2 25,932	2 26,147
Director of division	4 48,400	4 52,481	4 52,995
Technical adviser	1 12,200	1 13,258	1 13,474
GS-15. Range \$11,610 to \$12,690:			
Assistant director of division	9 100,900	12 144,178	11 133,644
Attorney	13 145,150	8 97,263	8 98,177
Chief	21 231,450	22 263,455	22 266,936
Director of division	11 124,300	14 170,955	15 184,741
Director of practice	1 10,800	1 11,764	1 12,033
Executive assistant	2 22,850	3 36,362	3 36,889
Member planning division	8 91,150	8 98,857	8 99,799
Technical adviser	3 33,900	3 36,942	3 37,211
Technician	13 150,350	16 197,064	16 198,409
GS-14. Range \$10,320 to \$11,395:			
Assistant chief	8 78,800	8 85,471	8 86,453
Assistant director of division	7 69,800	7 75,283	7 76,170
Assistant to director of division	1 9,800	1 10,576	1 10,760
Attorney	28 280,600	33 356,274	28 306,135
Chief	23 226,400	18 192,585	23 248,290





CURRENT AUTHORIZATIONS—Continued

INTERNAL REVENUE SERVICE—Continued

Salaries and Expenses, Internal Revenue Service—Continued

DETAIL OF PERSONAL SERVICES—continued

Table with 4 columns: 1955 actual, 1956 estimate, 1957 estimate, and description of services. Includes categories like 'Field—Continued', 'General schedule grades—Continued', and 'Special agent'.

DETAIL OF PERSONAL SERVICES—continued

Table with 4 columns: 1955 actual, 1956 estimate, 1957 estimate, and description of services. Includes categories like 'Field—Continued', 'General schedule grades—Continued', and 'All personal services, field'.

BUREAU OF NARCOTICS

Salaries and Expenses, Bureau of Narcotics

DETAIL OF PERSONAL SERVICES

Table with 4 columns: 1955 actual, 1956 estimate, 1957 estimate, and description of services. Includes categories like 'Departmental', 'General schedule grades', and 'Field'.

DETAIL OF PERSONAL SERVICES—continued

Table with columns: 1955 actual, 1956 estimate, 1957 estimate. Rows include Field-Continued, General schedule grades, Treasury agent, Administrative assistant, Total permanent, field, Deduct lapses, Net permanent, field (average number, net salary), Regular pay above 52-week base, etc.

DETAIL OF PERSONAL SERVICES—continued

Table with columns: 1955 actual, 1956 estimate, 1957 estimate. Rows include Field-Continued, General schedule grades, Special agent, Treasury agent, Total permanent, field, Deduct lapses, Net permanent, field (average number, net salary), Regular pay above 52-week base, etc.

UNITED STATES SECRET SERVICE

Salaries and Expenses, United States Secret Service

DETAIL OF PERSONAL SERVICES

Table with columns: 1955 actual, 1956 estimate, 1957 estimate. Rows include Departmental: General schedule grades, Chief, Assistant chief, Executive aid to the chief, Administrative officer, Assistant administrative officer, Assistant special agent in charge, etc.

Salaries and Expenses, White House Police, United States Secret Service

DETAIL OF PERSONAL SERVICES

Table with columns: 1955 actual, 1956 estimate, 1957 estimate. Rows include Field: Inspector, Captain, Lieutenant, Sergeant, Corporal, Privates, Private technician, Class 4, Class 3, Class 2, Class 1, Total permanent, field, Deduct lapses, Net permanent, field (average number, net salary), Regular pay above 52-week base, etc.

Salaries and Expenses, Guard Force, United States Secret Service

DETAIL OF PERSONAL SERVICES

Table with columns: 1955 actual, 1956 estimate, 1957 estimate. Rows include Departmental: General schedule grades, G.S.-7, G.S.-5, G.S.-4, G.S.-3, Wage board, Total permanent, departmental, Deduct lapses, Net permanent, departmental (average number, net salary), Regular pay above 52-week base, etc.

CURRENT AUTHORIZATIONS—Continued

BUREAU OF THE MINT

Salaries and Expenses, Bureau of the Mint

DETAIL OF PERSONAL SERVICES

	1955 actual	1956 estimate	1957 estimate
Departmental:			
General schedule grades:			
GS-17. Range \$13,975 to \$14,620:			
Director of the Mint	1 \$13,000	1 \$14,190	1 \$14,190
GS-16. Range \$12,900 to \$13,760:			
Assistant director of the Mint	1 12,600	1 13,545	1 13,760
GS-15. Range \$11,610 to \$12,690:			
Technical consultant to the Director of the Mint	1 11,300	1 12,420	1 12,420
GS-14. Range \$10,320 to \$11,395:			
Chief accountant	1 9,600	1 10,535	1 10,750
Chief, gold, silver and coin division	1 9,600	1 10,320	1 10,535
GS-13. Range \$8,990 to \$10,065:			
Assistant chief accountant	1 8,360	1 9,205	1 9,420
Assistant technical consultant to the Director of the Mint	1 8,760	1 9,420	1 9,635
Internal auditor	1 8,560	1 9,420	1 9,420
GS-12. Range \$7,570 to \$8,645:			
Assistant chief, gold, silver and coin division	1 7,240	1 7,785	1 8,000
Head, systems and financial reporting section	1 7,040	1 7,785	1 7,785
GS-11. Range \$6,390 to \$7,465:			
Auditor	1 6,340	1 6,820	1 7,035
Legal assistant	1 6,740	1 7,250	1 7,465
Personnel officer	1 6,540	1 7,250	1 7,465
Procurement officer	1 6,140	1 6,605	1 6,820
Statistical officer	1 6,340	1 7,035	1 7,035
GS-9. Range \$5,440 to \$6,250:			
Accountant	2 11,120		
Administrative assistant	1 5,185	1 5,845	1 5,980
Auditor	2 10,495	2 11,555	2 11,825
Budget analyst	1 5,060	1 5,575	1 5,710
Head, gold section	1 5,810	1 6,385	1 6,385
Head, silver section	1 5,810	1 6,385	1 6,385
Personnel assistant	1 5,310	1 5,845	1 5,980
Production metallurgist	1 5,060		
GS-7. Range \$4,525 to \$5,335:			
GS-6. Range \$4,080 to \$4,890:			
GS-5. Range \$3,670 to \$4,480:			
GS-4. Range \$3,415 to \$3,925:			
GS-3. Range \$3,175 to \$3,685:			
GS-2. Range \$2,960 to \$3,470:			
Ungraded positions at hourly rates equivalent to less than \$5.44	1 3,032	1 3,266	1 3,266
Total permanent, departmental	56 301,057	51 303,746	51 308,331
Deduct lapses	1.4 7,445	0.7 4,257	0.8 5,000
Add net increase due to changes in pay scales for part of year		6,587	
Net permanent, departmental (average number, net salary)	54.6 300,199	50.3 299,489	50.2 303,331
Regular pay above 52-week base		1,168	
All personal services, departmental	301,251	300,657	303,331
Field:			
General schedule grades:			
GS-15. Range \$11,610 to \$12,690:			
Superintendent	4 43,700	4 47,250	4 48,060
GS-14. Range \$10,320 to \$11,395:			
Assayer	1 10,000	1 10,965	1 10,965
Chief clerk and assistant superintendent	4 39,600	4 43,430	4 43,430
Engraver	1 10,400	1 11,180	1 11,395
GS-13. Range \$8,990 to \$10,065:			
Assayer	3 26,080	2 19,055	2 19,055
Superintendent of coining division	3 27,880	2 19,270	2 19,270
Superintendent of melting and refining division	4 36,640	4 39,830	4 40,045
GS-12. Range \$7,570 to \$8,645:			
Chief clerk in charge	1 8,240	1 8,860	1 7,570
Head, accounting division	4 29,360	4 32,430	4 32,645
Assistant superintendent of coining division	3 22,320	2 15,570	2 15,785
Assistant superintendent of melting and refining division	4 29,560	4 32,000	4 32,860
Mechanical assistant to superintendent	1 8,040	1 8,860	1 8,860
Sculptor and engraver	1 7,240	1 7,785	1 8,000
GS-11. Range \$6,390 to \$7,465:			
Assayer in charge	1 6,940		
Assistant assayer	4 26,160	3 21,535	3 21,965
Assistant chief clerk	2 13,080	1 7,250	1 7,250
Assistant head, accounting division	2 12,480	3 20,675	3 20,890
Cost accountant	3 19,020	1 6,820	1 6,820
Metallurgist	1 6,940		
Superintendent of machinery	1 6,940	1 7,465	1 7,465
GS-10. Range \$5,915 to \$6,725:			
Administrative assistant	1 6,125	1 6,725	1 6,725
Assistant chief clerk	1 6,250	1 6,725	1 6,725
General foreman of coining division	1 6,250		
Second mechanical assistant to superintendent	1 5,625	1 6,185	1 6,320
Superintendent of machinery	2 12,625	2 13,585	2 13,585
GS-9. Range \$5,440 to \$6,250:			
Accountant	3 16,680	2 11,060	2 12,095
Assayer's assistant, supervisory	1 5,185	1 6,250	1 6,250
Assistant assayer	1 5,560		

DETAIL OF PERSONAL SERVICES—continued

	1955 actual	1956 estimate	1957 estimate
Field—Continued			
General schedule grades—Continued			
GS-9. Range \$5,440 to \$6,250—Con.			
Assistant head, accounting division		1 \$5,440	1 \$5,575
Assistant superintendent of coining division	1 \$5,935		
Assistant superintendent of machinery	1 5,810		
Associate scientist	1 5,435	1 6,115	1 6,250
Cashier	3 17,430	3 18,750	3 18,750
Chemist	1 5,310	1 5,710	1 5,845
Chief clerk	1 5,435		
Cost accountant	1 5,060	1 5,575	1 5,710
Deposit weigh clerk	1 5,560	1 6,115	1 6,250
Fiscal accountant		1 6,250	1 6,250
Personnel officer	2 10,620	2 11,825	2 12,095
Procurement officer	1 5,810	1 6,250	1 6,250
Sculptor and engraver	1 5,185	1 5,845	1 5,980
Supervisor, electrolytic refinery	2 10,870	2 11,960	2 12,230
GS-8. Range \$4,970 to \$5,780:			
GS-7. Range \$4,525 to \$5,335:			
GS-6. Range \$4,080 to \$4,890:			
GS-5. Range \$3,670 to \$4,480:			
GS-4. Range \$3,415 to \$3,925:			
GS-3. Range \$3,175 to \$3,685:			
GS-2. Range \$2,960 to \$3,470:			
GS-1. Range \$2,690 to \$3,200:			
Ungraded positions at hourly rates: Equivalent to \$5,440 and above:			
Foreman:			
Carpenter shop section	1 5,242		
Coin press section	1 5,242		
Electric shop section	3 15,746		
Ingot melting section	2 10,379		
Machine shop section	3 16,578	1 5,782	1 5,782
Plumbing shop section	1 6,242		
Refinery cell section	1 5,283		
Rolling and blanking	1 5,242		
Rolling and cutting	1 5,138		
Stamping die section	1 5,658	1 5,658	1 5,658
Assistant foreman:			
Machine shop section	1 5,512	1 5,512	1 5,512
Refinery cell section	1 5,075		
Stamping die section	1 5,387		
Die maker "A"	3 15,226		
Head transfer engraver	1 5,491	1 5,491	1 5,491
Tool and die maker	5 25,376		
Transfer engraver	1 5,238		
Equivalent to less than \$5,440:	510 2,031,742	401 1,587,345	367 1,452,512
Total permanent, field	866 3,735,234	674 3,000,493	639 2,870,090
Deduct lapses	43.8 188,805	12.8 57,205	16.2 72,961
Add net increase due to changes in pay scales for part of year		31,746	
Net permanent, field (average number, net salary)	822.2 3,578,175	661.2 2,943,288	622.8 2,797,129
Regular pay above 52-week base		11,475	
Payment above basic rates:			
Overtime and holiday pay		29,749	30,000
Nightwork differential		28,731	32,500
All personal services, field	3,647,204	3,017,263	2,859,629
01 Personal services	3,948,455	3,317,920	3,162,960
Salaries and wages in the foregoing schedules are distributed as follows:			
"Salaries and expenses, Bureau of the Mint"	3,308,015	3,008,000	3,008,000
"Advances and reimbursements, Bureau of the Mint"	640,440	309,920	154,960

COAST GUARD

Operating Expenses, Coast Guard

DETAIL OF PERSONAL SERVICES

	1955 actual	1956 estimate	1957 estimate
COAST GUARD			
Military: Active	25,208.6 \$82,760,447	25,725 \$87,720,045	25,946 \$88,947,067
Civilian:			
Departmental:			
General schedule grades:			
GS-15. Range \$11,610 to \$12,690:			
Accountant	1 11,050	1 11,880	1 12,150
Chief counsel	1 11,800	1 12,600	1 12,600
Supply specialist	1 11,050	1 11,880	1 12,150
GS-14. Range \$10,320 to \$11,395:			
Accountant	1 9,600	1 10,320	1 10,320



CURRENT AUTHORIZATIONS—Continued

COAST GUARD—Continued

Operating Expenses, Coast Guard—Continued

DETAIL OF PERSONAL SERVICES—continued

	1955 actual	1956 estimate	1957 estimate
COAST GUARD—continued			
Civilian—Continued			
Field—Continued			
Grades established by head of agency—Continued			
Lighthouse keepers—Continued			
Range \$3,008 to \$3,493	35 \$111,859	30 \$103,832	30 \$104,075
Range \$2,927 to \$3,413	37 114,597	30 102,134	30 102,215
Range \$2,849 to \$3,332	17 52,461	16 52,824	16 52,824
Range \$2,778 to \$3,251	10 29,803	8 26,006	8 26,006
Range \$2,707 to \$3,170	7 20,641	6 18,556	6 18,556
Range \$2,636 to \$3,089	5 13,852	3 9,267	3 9,267
Range \$2,565 to \$3,008	1 2,798	1 3,008	1 3,008
Ungraded positions at annual rates:			
Rates of \$5440 or above:			
Master mechanic	2 18,878	2 19,626	2 19,626
Foreman	33 256,952	33 260,246	33 260,246
Leadingman	38 210,394	38 214,232	38 214,232
Rates less than \$5,440	35 125,522	33 127,180	33 127,423
Positions at daily rates equivalent to less than \$5,440	1,202	1,202	1,202
	4,698,575	4,824,932	4,824,932
Total permanent, field	2,481	2,470	2,472
	10,112,771	10,660,346	10,734,407
Deduct lapses	175.9	178.1	178.1
	596,713	555,869	555,200
Add net increase due to changes in pay scales for part of year	116,980		
Net permanent, field (average number, net salary)	2,305.1	2,291.9	2,293.9
	9,633,038	10,104,477	10,179,207
Positions other than permanent:			
Part-time employment: Lamp-lighters			
	371,020	409,270	409,270
Foreign countries: Local rates			
	12,960	12,960	12,960
Intermittent employment			
	27,000	27,000	27,000
Regular pay above 52-week base			
	18,954	20,543	
Payment above basic rates:			
Overtime and holiday pay			
	7,220	5,000	5,000
Nightwork differential			
	2,173	3,000	3,000
Overtime and holiday pay, marine inspection (46 U. S. C. 382b)			
	32,705	38,000	38,000
Territorial cost-of-living allowance			
	75,403	89,084	90,435
Additional compensation in lieu of overtime and night differential pay			
	111,639	103,773	103,919
All personal services, field	10,292,112	10,813,107	10,868,791
All personal services, civilian	13,584,413	14,364,114	14,457,640
Total personal services, Coast Guard	96,344,860	102,084,159	103,404,707

DETAIL OF PERSONAL SERVICES—continued

	1955 actual	1956 estimate	1957 estimate
ALLOCATION TO DEPARTMENT OF THE NAVY	Num- Total ber salary	Num- Total ber salary	Num- Total ber salary
Military: Active	232 \$898,990	238 \$993,360	238 \$993,360
01 Personal services	97,243,850	103,077,519	104,398,067

Reserve Training, Coast Guard

DETAIL OF PERSONAL SERVICES

	1955 actual	1956 estimate	1957 estimate
	Num- Total ber salary	Num- Total ber salary	Num- Total ber salary
Military:			
Military, permanent positions	121.9	128	128
Drill and active duty pay of trainees	\$635,235 1,447,701	\$687,628 2,200,825	\$687,628 2,379,545
	2,082,936	2,888,453	3,067,173
Civilian:			
Departmental:			
General schedule grades:			
GS-5. Range \$3,670 to \$4,480	4 16,265	4 17,650	4 17,920
GS-4. Range \$3,415 to \$3,925	9 30,415	9 33,455	9 33,965
GS-3. Range \$3,175 to \$3,685	10 30,860	10 33,875	10 34,470
GS-2. Range \$2,960 to \$3,470	3 9,450	3 10,325	3 10,410
Total permanent, departmental	26 86,990	26 95,305	26 96,765
Deduct lapses	2.2 7,329	0.8 3,010	1.2 4,103
Add net increase due to changes in pay scales for part of year	1,788		
Net permanent, departmental (average number, net salary)	23.8 81,449	25.2 92,295	24.8 92,662
Regular pay above 52-week base	313	367	
All personal services, departmental	81,762	92,662	92,662
Field:			
General schedule grades:			
GS-5. Range \$3,670 to \$4,480			10 36,700
Deduct lapses			0.5 1,833
Net permanent, field (average number, net salary)			9.5 34,847
All personal services, civilian	81,762	92,662	127,509
01 Personal services	2,164,698	2,981,115	3,194,682

PERMANENT AUTHORIZATIONS

(Indefinite appropriation, special account, unless otherwise indicated)

OFFICE OF THE SECRETARY

Miscellaneous Permanent Appropriations, Office of the Secretary

DETAIL OF PERSONAL SERVICES

	1955 actual	1956 estimate	1957 estimate
Departmental:			
General schedule grades:			
GS-11. Range \$6,390 to \$7,465:			
Accountant	1 \$6,390	1 \$7,035	1 \$7,035
GS-5. Range \$3,670 to \$4,480	1 4,345	2 8,690	2 8,825
GS-3. Range \$3,175 to \$3,685	1 3,685		
Total permanent, departmental	3 14,420	3 15,725	3 15,860
Deduct lapses	836	232	97
Net permanent, departmental (average number, net salary)	3 13,584	3 15,493	3 15,763

DETAIL OF PERSONAL SERVICES—continued

	1955 actual	1956 estimate	1957 estimate
Departmental—Continued			
Positions other than permanent	\$3,471	\$3,900	\$3,886
Regular pay above 52-week base	55	55	
01 Personal services	17,110	19,448	19,649
Salaries and wages in the foregoing schedule are distributed as follows:			
"Expenses of administration of settlement of War Claims Act of 1928"	13,639	15,548	15,763
"Federal control of transportation systems"	3,471	3,900	3,886

REVOLVING AND MANAGEMENT FUNDS

PUBLIC ENTERPRISE FUNDS

OFFICE OF THE SECRETARY

FEDERAL FACILITIES CORPORATION

Administrative Expenses, Federal Facilities Corporation Fund

DETAIL OF PERSONAL SERVICES

	1955 actual	1956 estimate	1957 estimate
Departmental:			
Special positions at rates equal to or in excess of \$15,000:			
Administrator	1 \$15,000		
General schedule grades:			
GS-17. Range \$13,975 to \$14,620:			
Director, office of synthetic rubber	1 13,400	1 \$14,405	
Director, office of tin	1 13,200	1 14,190	1 \$14,190
General counsel	1 13,000	1 13,975	1 14,190
GS-16. Range \$12,900 to \$13,760:			
Assistant general counsel	1 12,200	1 13,115	1 13,330
Controller-treasurer	1 12,400	1 13,330	1 13,330
Deputy director, office of synthetic rubber	1 12,200	1 13,115	1 13,115
Executive assistant to the Administrator	1 12,000	1 12,900	1 13,115
GS-15. Range \$11,610 to \$12,690:			
Assistant controller-treasurer	1 10,800	1 12,690	1 12,690
Assistant general counsel	1 11,800	1 12,690	1 12,690
Chief of division	7 79,550	5 60,430	2 23,310
Secretary	1 10,800	1 12,690	1 12,690
Supervising metallurgist	1 11,800	1 12,690	1 12,690
GS-14. Range \$10,320 to \$11,395:			
Accountant	1 9,800		
Assistant chief of division	4 38,800	3 31,175	
Auditor	1 10,000	1 10,750	1 10,750
Chief of branch	6 58,000	4 42,140	
Chief of division	1 9,800	1 10,535	
GS-13. Range \$8,990 to \$10,065:			
Accountant	1 8,960	1 9,635	1 9,635
Assistant chief of division	1 8,560		
Attorney	4 35,240	4 37,895	
Auditor	2 18,320	2 19,700	1 10,065
Chief of branch	8 69,680	7 65,510	
Contract analyst	1 9,360	1 10,065	1 10,065
Industrial engineer	1 8,560	1 9,420	1 9,420
Insurance examiner	1 8,560	1 9,205	1 9,205
Metallurgist	1 9,360	1 10,065	1 10,065
Personnel officer	1 9,360	1 10,065	1 10,065
Technologist	5 42,600	1 9,420	
GS-12. Range \$7,570 to \$8,645:			
Accountant	6 45,240	4 32,000	1 8,215
Administrative services officer	1 8,040	1 8,645	
Auditor	1 8,040		
Budget analyst	1 7,240	1 7,785	
Chief of branch	2 14,880	1 8,430	
Industrial engineer	1 7,240		
Insurance examiner	2 15,680	1 8,645	
Mechanical engineer	1 8,040	1 8,645	
Personnel technician	1 7,440	1 8,000	
Production specialist	2 15,440	2 16,645	1 8,645
Technologist	4 28,960	1 7,785	
GS-11. Range \$6,390 to \$7,465:			
Accountant	6 39,040	5 34,530	2 14,070
Administrative analyst	2 13,680	2 14,715	
Commodity and industry specialist	2 12,280	1 6,605	
Contract analyst	5 34,100	5 36,680	3 22,395
Distribution specialist	1 6,340	1 6,820	
Technologist	1 5,940		
Transportation analyst	1 6,940	1 7,465	
GS-10. Range \$5,915 to \$6,725:			
Printing and publishing officer	1 5,500	1 5,915	
GS-9. Range \$5,440 to \$6,250:			
Accountant	5 28,925	3 18,750	2 12,500
Administrative assistant	3 16,055	2 11,825	1 6,250
Budget analyst	1 5,810		
Distribution specialist	3 16,055	2 11,555	
Librarian	1 5,810	1 6,250	
Methods examiner	1 5,435		
Records management analyst	1 5,060	1 5,440	
Transportation analyst	2 16,805	2 12,230	
GS-8. Range \$4,970 to \$5,780:			
GS-7. Range \$4,525 to \$5,335:			
GS-6. Range \$4,080 to \$4,890:			
GS-5. Range \$3,670 to \$4,480:			
GS-4. Range \$3,415 to \$3,925:			
GS-3. Range \$3,175 to \$3,685:			
GS-2. Range \$2,960 to \$3,470:			
GS-1. Range \$2,690 to \$3,200:			
Grades established by wage board equivalent to less than \$5,440	11 47,919	12 51,815	2 10,088
Total permanent, departmental	273 1,583,964	189 1,219,795	49 393,788
Deduct lapses	15 4 125,570	92 561,565	25 200,288
Add net increase due to changes in pay scales for part of year		29,975	
Net permanent departmental (average number, net salary)	257.6 1,488,369	97 658,230	24 193,500
Positions other than permanent: Intermittent employment	13,610		
Regular pay above 52-week base	4,939	960	

DETAIL OF PERSONAL SERVICES—continued

	1955 actual	1956 estimate	1957 estimate
Departmental—Continued			
Payment above basic rates:			
Overtime and holiday pay	\$1,078		
Uniform allowances	300		
Excess of annual leave earned over leave taken	12,703		
All personal services, departmental	1,520,999	\$659,190	\$193,500
Field:			
General schedule grades:			
GS-14. Range \$10,320 to \$11,395:			
Production specialist	1 10,000	1 10,750	1 10,750
GS-12. Range \$7,570 to \$8,645:			
Safety engineer	2 14,880		
GS-9. Range \$5,440 to \$6,250:			
Technologist	1 5,310	1 5,710	
GS-4. Range \$3,415 to \$3,925:			
	1 3,255		
Total permanent, field	5 33,445	2 16,460	1 10,750
Deduct lapses	0.2 588	1 5,690	0.8 8,050
Add net increase due to changes in pay scales for part of year	705		
Net permanent, field (average number, net salary):			
United States and possessions	3.8 23,562	20	
Foreign countries: United States rates	1 10,000	1 10,750	0.2 2,700
Positions other than permanent: Intermittent employment	10,277	10,000	3,000
Regular pay above 52-week base	89	40	
Payment above basic rates: Additional pay for services abroad	3,073	3,000	800
Excess of annual leave earned over leave taken	918		
All personal services, field	47,919	23,810	6,500
01 Personal services	1,568,918	683,000	200,000
Salaries and wages in the foregoing schedule are distributed as follows:			
Administrative expenses, Federal Facilities Corporation fund	1,484,580	673,000	200,000
Advances and reimbursements, Federal Facilities Corporation	84,338	10,000	

LIQUIDATION OF RECONSTRUCTION FINANCE CORPORATION

Administrative Expenses, Liquidation of Reconstruction Finance Corporation

DETAIL OF PERSONAL SERVICES

	1955 actual	1956 estimate	1957 estimate
Departmental:			
Special positions at rates equal to or in excess of \$13,975:			
Administrator	1 \$17,500		
General schedule grades:			
GS-17. Range \$13,975 to \$14,620:			
General counsel	1 13,000	1 \$13,975	1 \$14,190
GS-16. Range \$12,900 to \$13,760:			
Director, office of loan administration and liquidation	1 13,000	1 13,975	1 14,190
Controller-treasurer	1 12,400	1 13,330	1 13,330
Assistant general counsel	1 12,200	1 13,115	1 13,330
Deputy director, office of loans	1 12,200		
Administrative officer	1 12,000	1 12,900	1 13,115
GS-15. Range \$11,610 to \$12,690:			
Secretary	1 11,800	1 12,690	1 12,690
Treasurer	1 11,800		
Director, office of loan agency management	1 11,050		
Director, office of personnel	1 11,050		
Assistant general counsel	1 11,800	1 12,690	1 12,690
Assistant controller-treasurer	1 10,800	1 12,690	1 12,690
Assistant to the general counsel	1 10,800	1 11,880	1 11,880
Attorney	2 23,100	2 25,110	2 25,340
Auditor	2 23,600	1 12,690	1 12,690
Chief engineer	1 11,800	1 12,690	
Financial analyst	1 11,300	1 12,150	
Loan examiner	14 161,200	9 111,240	5 62,370
GS-14. Range \$10,320 to \$11,395:			
Accountant	2 19,600	1 10,535	1 10,535
Assistant to the director, office of loan administration and liquidation	1 10,600	1 11,395	1 11,395
Attorney	2 20,800	2 22,360	1 11,395
Auditor	2 21,200	1 11,395	1 11,395
Budget analyst	1 9,800	1 10,535	1 10,750
Financial analyst	1 10,600		
Loan examiner	9 92,800	4 43,860	3 33,755

REVOLVING AND MANAGEMENT FUNDS—Continued

PUBLIC ENTERPRISE FUNDS—Continued

OFFICE OF THE SECRETARY—Continued

LIQUIDATION OF RECONSTRUCTION FINANCE CORPORATION—Con.

Administrative Expenses, Liquidation of Reconstruction Finance Corporation—Continued

DETAIL OF PERSONAL SERVICES—continued

	1955 actual	1956 estimate	1957 estimate
	Num-ber	Total salary	Total salary
Departmental—Continued			
General schedule grades—Continued			
GS-13. Range \$8,990 to \$10,065:			
Accountant	3	\$27,480	\$28,260
Assistant secretary	1	8,760	9,420
Attorney	1	9,360	10,065
Auditor	1	9,360	19,270
Budget analyst	1	8,560	9,205
Financial analyst	1	9,360	10,065
Loan examiner	4	37,440	28,690
Personnel technician	1	8,360	8,990
GS-12. Range \$7,570 to \$8,645:			
Accountant	4	31,760	15,080
Administrative assistant	2	15,080	1,240
Attorney	1	7,240	7,785
Auditor	1	7,240	7,785
Cashier	1	8,040	8,645
Employee relations specialist	1	8,040	
Loan examiner	2	15,080	16,215
Placement officer	1	7,640	
Position classifier	1	7,640	
Traffic analyst	1	7,840	8,430
GS-11. Range \$6,390 to \$7,465:			
Accountant	4	26,560	21,535
Administrative assistant	2	13,080	14,070
Auditor	1	6,940	
Contract and industry analyst	1	6,540	
Methods examiner	1	6,540	
Personnel technician	1	6,340	7,035
Placement officer	1	6,540	
Position classifier	1	6,340	
Records management officer	1	6,140	6,605
Traffic analyst	5	31,700	
GS-10. Range \$5,915 to \$6,725:			
Administrative assistant	1	5,750	6,320
GS-9. Range \$5,440 to \$6,250:			
Accountant	9	50,665	42,690
Administrative assistant	1	5,810	6,250
Methods examiner	1	5,310	
Records management officer	1	5,185	5,710
GS-8. Range \$4,970 to \$5,780:			
Director	7	35,215	16,125
GS-7. Range \$4,525 to \$5,335:			
Director	21	90,895	51,460
GS-6. Range \$4,080 to \$4,890:			
Director	14	63,130	48,765
GS-5. Range \$3,670 to \$4,480:			
Director	33	126,460	119,375
GS-4. Range \$3,415 to \$3,925:			
Director	43	156,510	78,330
GS-3. Range \$3,175 to \$3,685:			
Director	22	75,160	14,740
GS-2. Range \$2,960 to \$3,470:			
Director	4	12,920	13,880
GS-1. Range \$2,690 to \$3,200:			
Director	4	11,920	10,025
Total permanent, departmental	259	1,584,480	1,036,945
Deduct lapses	70	467,060	206,845
Add net increase due to changes in pay scales for part of year		19,848	
Net permanent, departmental (average number, net salary)	189	1,137,268	830,100
Positions other than permanent: Intermittent employment		15,183	11,000
Regular pay above 52-week base		4,354	2,900
Payment above basic rates: Overtime and holiday pay		14,822	
Excess of annual leave taken over leave earned (-)		-19,642	-7,000
All personal services, departmental		1,151,985	837,000
Field:			
General schedule grades:			
GS-15. Range \$11,610 to \$12,690:			
Regional manager	8	92,960	
Attorney	2	22,850	
Investigator	1	11,050	
GS-14. Range \$10,320 to \$11,395:			
Regional assistant manager	8	82,800	
Attorney	10	100,600	76,110
Field representative	11	112,400	100,190
Investigator	1	9,800	
GS-13. Range \$8,990 to \$10,065:			
Accountant	8	68,480	
Attorney	10	89,200	19,700
Auditor	7	60,320	
Engineer	1	8,760	
Field representative	12	107,420	19,270
Loan examiner	2	17,920	
GS-12. Range \$7,570 to \$8,645:			
Accountant	3	21,520	
Attorney	4	31,360	16,215
Auditor	3	21,120	
Engineer	5	39,100	
Field representative	11	84,540	72,215
Loan examiner	24	186,160	
GS-11. Range \$6,390 to \$7,465:			
Accountant	6	36,240	

DETAIL OF PERSONAL SERVICES—continued

	1955 actual	1956 estimate	1957 estimate
	Num-ber	Total salary	Total salary
Field—Continued			
General schedule grades—Continued			
GS-11. Range \$6,390 to \$7,465—Con.			
Auditor	3	\$19,420	
Engineer	1	6,940	
Field representative	9	61,460	\$7,465
Loan examiner	31	210,540	
GS-10. Range \$5,915 to \$6,725:			
Agency cashier	1	5,500	
GS-9. Range \$5,440 to \$6,250:			
Accountant	11	60,285	
Administrative assistant	6	33,610	
Agency cashier	5	27,425	
Auditor	3	16,430	
Loan examiner	1	5,810	
GS-7. Range \$4,525 to \$5,335:			
Director	17	78,475	
GS-6. Range \$4,080 to \$4,890:			
Director	7	31,190	
GS-5. Range \$3,670 to \$4,480:			
Director	43	172,380	\$2,275
GS-4. Range \$3,415 to \$3,925:			
Director	58	210,600	\$4,100
GS-3. Range \$3,175 to \$3,685:			
Director	82	280,780	
GS-2. Range \$2,960 to \$3,470:			
Director	4	12,920	
GS-1. Range \$2,690 to \$3,200:			
Director	2	5,104	
Total permanent, field	421	2,443,709	417,540
Deduct lapses	299	1,751,246	64,640
Add net increase due to changes in pay scales for part of year		9,249	
Net permanent, field (average number, net salary): United States and possessions	122	701,712	352,900
Positions other than permanent: Intermittent employment		3,873	2,000
Regular pay above 52-week base		1,705	1,100
Payment above basic rates: Overtime and holiday pay		5,560	
Additional pay for service abroad		640	
Excess of annual leave taken over leave earned (-)		-43,882	-3,000
All personal services, field		669,608	353,000
01 Personal services		1,821,593	1,190,000
Salaries and wages in the foregoing schedule are distributed as follows:			
Administrative expenses, liquidation of Reconstruction Finance Corporation, Treasury		1,774,835	1,178,000
Advances and reimbursements, liquidation of Reconstruction Finance Corporation		46,758	865,000
		12,000	7,000

INTRAGOVERNMENTAL FUNDS

BUREAU OF ENGRAVING AND PRINTING

Bureau of Engraving and Printing Fund

DETAIL OF PERSONAL SERVICES

	1955 actual	1956 estimate	1957 estimate
	Num-ber	Total salary	Total salary
Departmental:			
General schedule grades:			
GS-17. Range \$13,975 to \$14,620:			
Director	1	\$13,000	\$13,975
GS-16. Range \$12,900 to \$13,760:			
Associate director	1	12,600	
GS-15. Range \$11,610 to \$12,690:			
Assistant to the Director	1	10,800	11,610
Controller	1	10,800	11,610
Chief, office of research and development engineering	1	10,800	11,610
Chief, office of production services			11,610
Chief, office of currency and stamp manufacturing	1	10,800	11,610
Chief, office of reproduction and surface printing	1	10,800	11,610
GS-14. Range \$10,320 to \$11,395:			
Chief, office of planning	1	10,000	
Chief, office of budget and accounts	1	10,000	
Chief, office of plant security control	1	9,600	10,320
Chief, office of industrial relations	1	10,000	10,965
Chief, office of research and development engineering	1	10,000	
Chief, office of administrative and maintenance services	1	9,600	10,320
Head, research branch	1	9,600	10,320
Head, engineering and development branch	1	9,600	10,320
Head, industrial engineering branch			10,320
Superintendent of division	4	40,000	42,355
GS-13. Range \$8,990 to \$10,065:			
Administrative officer	1	8,360	8,990
Assistant controller	1	8,560	9,205
Assistant chief, office of industrial relations	1	8,360	9,205





## REVOLVING AND MANAGEMENT FUNDS—Continued

## INTRAGOVERNMENTAL FUNDS—Continued

## BUREAU OF ENGRAVING AND PRINTING—Continued

## Bureau of Engraving and Printing Fund—Continued

## DETAIL OF PERSONAL SERVICES—continued

	1955 actual		1956 estimate		1957 estimate	
	Num- ber	Total salary	Num- ber	Total salary	Num- ber	Total salary
Field—Continued						
Deduct lapses.....		8.4 \$24,615		0.7 \$2,322		0.7 \$2,240
Add net increase due to changes in pay scales for part of year.....		2,742				
Net permanent, field (average number, net salary)	33.6	108,407	34.3	116,758	34.3	117,945
Regular pay above 52-week base.....		443		452		
Payment above basic rates:						
Overtime and holiday pay.....		14,367		15,000		15,000
Nightwork differential.....		1,485		1,500		1,500
Excess of annual leave earned over leave taken.....		3,845				
All personal services, field.....		128,547		133,710		134,415
01 Personal services.....		17,946,804		17,716,465		17,454,703

## COAST GUARD

## Coast Guard Yard Fund

## DETAIL OF PERSONAL SERVICES

	1955 actual		1956 estimate		1957 estimate	
	Num- ber	Total salary	Num- ber	Total salary	Num- ber	Total salary
Military: Active.....	57.9	\$273,061	65	\$305,900	65	\$305,900
Civilian:						
Field:						
General schedule grades:						
GS-13. Range \$8,990 to \$10,065:						
Public works director.....	1	8,700	1	9,635	1	9,635
GS-12. Range \$7,570 to \$8,645:						
Administrative officer.....	1	7,040	1	7,570	1	7,570
Assistant to comptroller.....	1	7,240	1	8,000	1	8,000
Naval architect supervisor.....	1	8,040	1	8,645	1	8,645
Personnel officer.....	1	7,240	1	8,215	1	8,215
Planning and estimating supervisor.....	1	7,040	1	7,570	1	7,785
GS-11. Range \$6,390 to \$7,465:						
Administrative assistant.....	1	6,340				

## DETAIL OF PERSONAL SERVICES—continued

	1955 actual		1956 estimate		1957 estimate	
	Num- ber	Total salary	Num- ber	Total salary	Num- ber	Total salary
Civilian—Continued						
Field—Continued						
General schedule grades—Continued						
GS-11. Range \$6,390 to \$7,465—Con.						
Budget officer.....	1	\$6,940	1	\$7,465	1	\$7,465
Planner and estimator supervisor.....	1	6,340				
Civil engineer.....	1	6,540	1	7,250	1	7,465
Electrical engineer.....	1	6,140	1	6,820	1	7,035
Naval architect.....	2	12,680	2	13,855	2	13,855
Progressman supervisor.....	1	6,340	1	6,820	1	7,035
Safety engineer.....	1	6,140	1	6,820	1	6,820
Supply assistant.....	1	6,140	1	6,820	1	7,035
GS-10. Range \$5,915 to \$6,725:						
Personnel assistant.....	1	6,250	1	6,725	1	6,725
Procurement officer.....	1	5,625	1	6,320	1	6,455
GS-9. Range \$5,440 to \$6,250:						
Administrative assistant.....	1	5,310	1	5,980	1	6,115
Engineering technician.....	2	10,370	2	11,420	2	11,690
Freight traffic officer.....	1	5,590	1	6,115	1	6,250
Government accountant.....	2	10,495	2	11,690	2	11,960
Mechanical engineer.....	1	5,060	1	5,980	1	6,115
Personnel assistant.....	1	5,560	1	6,250	1	6,250
Storekeeper.....	1	5,185	1	5,710	1	5,845
Supervisory requisitioning officer.....	1	5,560	1	6,250	1	6,250
Training officer.....	1	5,310	1	5,980	1	6,115
GS-8. Range \$4,970 to \$5,780.....	4	20,480	4	21,405	4	21,675
GS-7. Range \$4,525 to \$5,335.....	22	100,850	22	112,615	22	115,315
GS-6. Range \$4,080 to \$4,890.....	13	55,835	13	60,930	13	61,125
GS-5. Range \$3,670 to \$4,480.....	25	90,085	20	84,310	20	84,310
GS-4. Range \$3,415 to \$3,925.....	49	167,815	40	147,280	40	147,280
GS-3. Range \$3,175 to \$3,685.....	70	222,490	60	205,020	60	205,020
GS-2. Range \$2,960 to \$3,470.....	6	18,420	6	20,310	6	20,820
GS-1. Range \$2,690 to \$3,200.....	1	2,950	1	3,285	1	3,285
Ungraded positions at annual rates of \$5,440 or above: Industrial supervisor and foreman.....	102	704,800	102	706,900	102	706,900
Ungraded positions at daily rates equivalent to less than \$5,440.....	1,196		920		920	
Total permanent civilian positions.....	1,517	6,662,329	1,215	4,815,960	1,215	4,822,060
Deduct lapses.....	99	421,810	105	438,610	105	444,710
Add net increase due to changes in pay scales for part of year.....		19,040				
Net permanent, field civilian average number, net salary.....	1,418	6,259,559	1,110	4,377,350	1,110	4,377,350
Regular pay above 52-week base.....		24,590		17,625		
Payment above basic rates:						
Overtime and holiday pay.....		238,207		187,927		187,927
Nightwork differential.....		38,055		30,023		30,023
Bonus.....		30,389		23,975		23,975
All personal services, civilian.....		6,590,800		4,636,900		4,619,275
01 Personal services.....		6,863,861		4,942,800		4,925,175

# DISTRICT OF COLUMBIA

## DISTRICT OF COLUMBIA FUNDS

### OPERATING EXPENSES

DETAIL OF PERSONAL SERVICES—continued

#### Operating Expenses, Executive Office, District of Columbia

DETAIL OF PERSONAL SERVICES

	1955 actual		1956 estimate		1957 estimate	
	Num-ber	Total salary	Num-ber	Total salary	Num-ber	Total salary
<b>Departmental:</b>						
General schedule grades:						
GS-17. Range \$13,975 to \$14,620:						
Commissioner	2	\$27,600	2	\$29,240	2	\$29,240
Secretary to Board of Commissioners	1	11,050	1	11,880	1	11,880
GS-14. Range \$10,320 to \$11,395:						
Executive assistant			1	10,320	1	10,320
GS-13. Range \$8,990 to \$10,065:						
Special assistant to commissioner	3	26,880	3	28,045	3	28,690
Assistant secretary, Board of Commissioners	1	8,560	1	9,420	1	9,420
GS-12. Range \$7,570 to \$8,645:						
Attorney, editor	1	7,040	1	7,570	1	7,785
Executive secretary	1	7,040	1	7,570	1	7,785
Planning officer			1	7,570	1	7,570
GS-11. Range \$6,390 to \$7,465:						
Program analyst	1	5,940	1	6,390	1	6,605
Social worker	1	5,940	1	6,390	1	6,605
GS-9. Range \$5,440 to \$6,250:						
Publication editor	1	5,060	1	5,440	1	5,575
Social worker	2	10,120	2	11,150	2	11,420
GS-8. Range \$4,970 to \$5,780:						
Social worker	1	5,370	1	5,780	1	5,780
GS-7. Range \$4,525 to \$5,335:						
Social worker	6	27,480	6	30,390	6	30,930
GS-6. Range \$4,080 to \$4,890:						
Social worker	7	27,315	8	34,935	9	40,095
GS-5. Range \$3,670 to \$4,480:						
Social worker	4	14,890	4	16,030	4	16,435
GS-4. Range \$3,415 to \$3,925:						
Social worker	4	13,260	4	14,510	4	14,850
GS-3. Range \$3,175 to \$3,685:						
Social worker	3	10,290	3	11,055	3	11,140
GS-2. Range \$2,960 to \$3,470:						
Social worker	1	2,830	1	3,130	1	3,215
Total permanent, departmental	40	216,665	43	256,815	44	265,340
Deduct lapses	2.2	11,716	1	6,119	1.8	9,599
Add net increase due to changes in pay scales for part year		4,485				
Net permanent, departmental (average number, net salary)	37.8	209,434	42	250,696	42.2	255,741
Positions other than permanent: Temporary employment	6	222	3	660	4	845
Regular pay above 52-week base		777		965		
01 Personal services		216,433		255,321		260,586

	1955 actual		1956 estimate		1957 estimate	
	Num-ber	Total salary	Num-ber	Total salary	Num-ber	Total salary
<b>Departmental—Continued</b>						
General schedule grades—Continued						
GS-14. Range \$10,320 to \$11,395—Con.						
Executive assistant to director	1	\$9,800	1	\$10,750	1	\$10,750
Procurement officer	1	9,800	1	10,535	1	10,750
GS-13. Range \$8,990 to \$10,065:						
Administrative services officer	1	8,560				
Administrator of income and franchise tax	1	8,760	1	9,420	1	9,635
Administrator of sales and use tax	1	8,960	1	9,850	1	10,065
Chief, accounting division	1	8,360	1	9,205	1	9,205
Chief, administration and safety division	1	8,560				
Chief, classification and wage administration	1	8,360				
Chief, employment and training division	1	8,560				
Chief, retirement and payroll division			1	8,990	1	8,990
Deputy collector of taxes	1	8,360	1	8,990	1	9,205
Deputy procurement officer	1	8,560	1	9,205	1	9,205
Disbursing officer	2	17,920	2	19,485	2	19,485
Organization and methods examiner	1	8,760	1	9,420	1	9,635
Principal assistant assessor of personal tax	1	8,560	1	9,420	1	9,635
Principal assistant assessor of real estate tax	1	8,560	1	9,420	1	9,420
Supervisory auditor	1	8,360	1	9,205	1	9,205
Wage scale officer			1	8,990	1	8,990
GS-12. Range \$7,570 to \$8,645:						
Assistant administrative services officer	1	7,240	1	7,785	1	8,000
Assistant assessor of personal tax	2	15,480	2	16,645	2	16,860
Assistant assessor of real estate tax	9	52,280	11	87,140	11	88,215
Assistant administrator of income tax	1	7,040	1	7,570	1	7,785
Assistant administrator of inheritance and estate tax	1	7,040	1	7,570	1	7,785
Assistant administrator of sales tax	1	7,040	1	7,570	1	7,785
Chief, retirement and payroll division	1	7,040				
Assistant chief, accounting division	1	7,040	1	7,785	1	7,785
Budget analyst	1	7,440	1	8,215	1	8,215
Chief, auditing division	1	7,240	1	8,000	1	8,000
Deputy chief, administration and safety division	1	7,040	1	7,570	1	7,570
Deputy chief, classification and wage administration	1	7,240	1	8,000	1	8,000
Deputy collector of taxes	1	7,440	1	8,215	1	8,215
Employee relations officer	1	7,040	1	7,570	1	7,785
Organization and methods examiner	2	14,480	2	15,570	2	15,570
Personnel assistant	1	7,040	1	7,570	1	7,785
Placement officer	1	7,440	1	8,000	1	8,215
Purchase program analyst			1	7,570	1	7,785
Supervisor, accounts and collections			1	7,570	1	7,785
Supervisory auditor	2	14,280	2	15,570	2	15,785
Training officer	1	7,040	1	7,570	1	7,785
Wage scale officer	1	7,240				
GS-11. Range \$6,390 to \$7,465:						
Accountant procedures supervisor	1	5,940	1	6,390	1	6,605
Administrative assistant to assessor	1	5,940	1	6,390	1	6,605
Administrative officer (real estate)	1	5,940	1	6,390	1	6,605
Assistant chief, retirement and payroll division	1	5,940	1	6,605	1	6,605
Assistant deputy procurement officer	1	5,940				
Budget analyst	3	17,820	3	19,600	3	20,030
Chief, property division	1	5,940	1	6,605	1	6,605
Chief, service division			1	6,390	1	6,605
Chief tax auditor (sales tax)	1	5,940	1	6,390	1	6,605
Chief tax auditor (personal tax)	1	5,940	1	6,390	1	6,605
Deputy chief, administration and safety division	1	6,740				
Deputy disbursing officer	1	6,140	1	6,605	1	6,820
Executive secretary	1	6,390	1	6,390	1	6,390
Market specialist (food buyer)	1	5,940	1	6,605	1	6,605
Organization and methods examiner	1	5,185	1	6,390	1	6,605
Position classifier	1	5,940	1	6,390	1	6,605
Supervisory auditor	4	24,560	4	26,635	4	27,280
Supervising deputy collector	1	6,340				
Supervising examiner of corporation tax	1	5,940	1	6,390	1	6,605
Supervising examiner of individual tax	1	5,940	1	6,390	1	6,605
Supervising examiner of unincorporated business tax	1	5,940	1	6,390	1	6,605
Technical assistant	1	5,940	1	6,605	1	6,605
GS-10. Range \$5,915 to \$6,725:						
Chief, accounting control section	1	5,875	1	6,455	1	6,590
Chief, payroll and leave section	1	5,625	1	6,185	1	6,320
Chief, retirement section	1	5,875	1	6,185	1	6,320

DISTRICT OF COLUMBIA FUNDS—Continued

OPERATING EXPENSES—Continued

Operating Expenses, Department of General Administration, District of Columbia—Continued

DETAIL OF PERSONAL SERVICES—continued

Table with columns: 1955 actual, 1956 estimate, 1957 estimate. Rows include Departmental—Continued, General schedule grades—Continued, GS-10, GS-9, GS-8, GS-7, GS-6, GS-5, GS-4, GS-3, GS-2, GS-1, WBR-6, WBR-4, WBR-3, Total permanent, departmental, Deduct lapses, Add net increase due to changes in pay scales for part of year, Net permanent, departmental (average number, net salary), Positions other than permanent: Temporary employment, Regular pay above 52-week base, Payment above basic rates: Overtime and holiday pay, 01 Personal services, Salaries and wages in the foregoing schedule are distributed as follows: Direct obligations, Reimbursable obligations.

Operating Expenses, Office of Corporation Counsel, District of Columbia

DETAIL OF PERSONAL SERVICES

Table with columns: 1955 actual, 1956 estimate, 1957 estimate. Rows include Departmental: General schedule grades: GS-17, GS-16, GS-15, GS-14, GS-13, GS-12, Trial attorney, General attorney, Attorney, adviser.

DETAIL OF PERSONAL SERVICES—continued

Table with columns: 1955 actual, 1956 estimate, 1957 estimate. Rows include Departmental—Continued, General schedule grades—Continued, GS-12, Attorney, adviser, GS-11, Trial attorney, Attorney, adviser, Administrative officer, Investigator, GS-9, Trial attorney, Attorney, adviser, Legislative attorney, Investigator, GS-7, GS-6, GS-5, GS-4, GS-3, Grades established by wage-scale board; act of Sept. 1, 1954 (68 Stat. 1106): Rates equivalent to less than \$5,440: WBR-4, Total permanent, departmental, Deduct lapses, Add net increase due to changes in pay scales for part of year, Net permanent, departmental (average number, net salary), Regular pay above 52-week base, Payment above basic rates: Overtime and holiday pay, 01 Personal services.

Operating Expenses, Regulatory Agencies, District of Columbia

DETAIL OF PERSONAL SERVICES

Table with columns: 1955 actual, 1956 estimate, 1957 estimate. Rows include Departmental: General schedule grades: GS-16, Commissioner, public utilities, Superintendent of insurance, GS-15, Commissioner, public utilities, Superintendent of insurance, GS-14, Chairman, alcoholic beverage control, Chief accountant, Chief engineer, Member, alcoholic beverage control, Member and parole executive, Planning officer, GS-13, Administrative officer, Assistant chief accountant, Coroner, Deputy superintendent, Director of planning, Executive secretary, Life actuary, Recorder of deeds, Superintendent of corporations, Supervising safety engineer, Transportation economist, GS-12, Chief parole officer, Deputy coroner, Director of industrial safety, Engineer, Executive secretary, Field coordinating accountant, First deputy recorder, Mechanical engineer, GS-11, Associate planner and executive officer, Casualty rate actuary, Chief examiner, Chief inspector, Corporation specialist, Deputy superintendent, Engineer, Second deputy recorder, GS-10, Institutional parole officer, Labor economist, Supervising safety engineer, Supervising wage and hour investigator, GS-9, Accountant and auditor, Administrative officer, Assistant chief inspector, Assistant deputy superintendent.

DETAIL OF PERSONAL SERVICES—continued

Table with columns: 1955 actual, 1956 estimate, 1957 estimate. Rows include: Departmental—Continued, General schedule grades—Continued, GS-9, Range \$5,440 to \$6,250—Con., Coordinating officer, Chief inspector, Chief investigator, Economic analyst, Examiners, Executive secretary, Institutional parole officer, Safety engineer, Second deputy recorder, GS-8, Range \$4,970 to \$5,780, GS-7, Range \$4,525 to \$5,335, GS-6, Range \$4,080 to \$4,890, GS-5, Range \$3,670 to \$4,480, GS-4, Range \$3,415 to \$3,925, GS-3, Range \$3,175 to \$3,685, GS-2, Range \$2,960 to \$3,470, GS-1, Range \$2,600 to \$3,200, Grades established by wage-scale board; act of Sept. 1, 1954 (68 Stat. 1106); Rates equivalent to less than \$5,440; WBR-4, Range \$1.36 to \$1.56 per hour, Total permanent, departmental, Deduct lapses, Add net increase due to changes in pay scales for part of year, Net permanent, departmental (average number, net salary), Positions other than permanent: Intermittent, Regular pay above 52-week base, Payment above basic rates: Overtime and holiday pay, Nightwork differential, 01 Personal services.

DETAIL OF PERSONAL SERVICES—continued

Table with columns: 1955 actual, 1956 estimate, 1957 estimate. Rows include: Departmental—Continued, General schedule grades—Continued, GS-12, Range \$7,570 to \$8,645—Con., Finance officer, Supply officer, GS-11, Range \$6,390 to \$7,465: Superintendent of custodians, Secretary to the Board of Education, Statistician, Architectural engineer, Equipment engineer, GS-10, Range \$5,915 to \$6,725: Assistant finance officer, Assistant supply officer, Public building superintendent, GS-9, Range \$5,440 to \$6,250: Position classifier, Investigator, Public building superintendent, Supervisor engineer, GS-8, Range \$4,970 to \$5,780, GS-7, Range \$4,525 to \$5,335, GS-6, Range \$4,080 to \$4,890, GS-5, Range \$3,670 to \$4,480, GS-4, Range \$3,415 to \$3,925, GS-3, Range \$3,175 to \$3,685, GS-2, Range \$2,960 to \$3,470, Grades established by act of July 1, 1955 (69 Stat. 521): Class 1, Range \$14,000 to \$18,000: Superintendent of schools, Class 2, Range \$11,700 to \$13,500: Deputy superintendent, Class 3, Range \$10,100 to \$11,900: President, teachers college, Assistant superintendent, Class 4, Range \$9,500 to \$11,100: Dean, teachers college, Class 5B, Range \$8,600 to \$10,200: Executive assistant to the superintendent, Dean, teachers college, Class 6B, Range \$8,200 to \$9,800: Administrative assistant to deputy superintendent, Class 7B, Range \$7,700 to \$9,300: Chief examiner, Registrar, teachers college, Director, Principal, senior high school, Class 8, Range \$7,700 to \$9,300: Professor, teachers college, Class 9B, Range \$7,200 to \$8,800: Principal, vocational high school, Principal, junior high school, Principal, Americanization school, Class 10B, Range \$6,800 to \$8,400: Supervising director, Principal, elementary school, Principal, laboratory school, Director, department of school attendance and work permits, Class 11, Range \$6,800 to \$8,400: Associate professor, teachers college, Class 13B, Range \$6,100 to \$7,700: Assistant director, Assistant principal, senior high school, Statistician, Class 14, Range \$6,100 to \$7,700: Principal, Capitol page school, Assistant professor, teachers college, Class 15B, Range \$5,900 to \$7,500: Assistant principal, junior high school, Class 17B, Range \$5,400 to \$7,000, Class 18B, Range \$4,400 to \$6,300, Class 19B, Range \$4,400 to \$6,300, Class 18A, Range \$3,900 to \$5,800, Class 19A, Range \$3,900 to \$5,800, Grades established by wage-scale board; act of Sept. 1, 1954 (68 Stat. 1106): Rates equivalent to less than \$5,440: WBR-16, Range \$2.36 to \$2.64 per hour, WBR-15, Range \$2.23 to \$2.51 per hour, WBR-14, Range \$2.09 to \$2.37 per hour, WBR-13, Range \$1.96 to \$2.20 per hour, WBR-12, Range \$1.86 to \$2.10 per hour, WBR-11, Range \$1.76 to \$2 per hour, WBR-10, Range \$1.68 to \$1.92 per hour, WBR-9, Range \$1.63 to \$1.83 per hour, WBR-8, Range \$1.56 to \$1.76 per hour, WBR-7, Range \$1.51 to \$1.71 per hour, WBR-6, Range \$1.46 to \$1.66 per hour, WBR-5, Range \$1.41 to \$1.61 per hour, WBR-4, Range \$1.36 to \$1.56 per hour, WBR-3, Range \$1.30 to \$1.50 per hour, WBR-2, Range \$1.16 to \$1.36 per hour, WBR-1, Range \$1.03 to \$1.23 per hour, Total permanent, departmental.

Operating Expenses, Department of Occupations and Professions, District of Columbia

DETAIL OF PERSONAL SERVICES

Table with columns: 1955 actual, 1956 estimate, 1957 estimate. Rows include: Departmental, General schedule grades: GS-15, Range \$11,610 to \$12,690: Director, GS-13, Range \$8,990 to \$10,065: Deputy director, GS-12, Range \$7,570 to \$8,645: Chief, division of investigation, Nursing consultant, Chief, office of administration, GS-10, Range \$5,915 to \$6,725: Nursing consultant, GS-9, Range \$5,440 to \$6,250: Clerk to the board, GS-8, Range \$4,970 to \$5,780, GS-7, Range \$4,525 to \$5,335, GS-6, Range \$4,080 to \$4,890, GS-5, Range \$3,670 to \$4,480, GS-4, Range \$3,415 to \$3,925, GS-3, Range \$3,175 to \$3,685, GS-2, Range \$2,960 to \$3,470, GS-1, Range \$2,600 to \$3,200, Total permanent, departmental, Deduct lapses, Add net increase due to changes in pay scales for part of year, Net permanent, departmental (average number, net salary), Positions other than permanent: Intermittent employment, Regular pay above 52-week base, 01 Personal services.

Operating Expenses, Public Schools, District of Columbia

DETAIL OF PERSONAL SERVICES

Table with columns: 1955 actual, 1956 estimate, 1957 estimate. Rows include: Departmental, General schedule grades: GS-13, Range \$8,990 to \$10,065: Business administrator, Superintendent of operations, GS-12, Range \$7,570 to \$8,645: Executive assistant, Educator, Executive secretary to the Board of Education, Total permanent, departmental.

DISTRICT OF COLUMBIA FUNDS—Continued

OPERATING EXPENSES—Continued

Operating Expenses, Public Schools, District of Columbia—Con.

DETAIL OF PERSONAL SERVICES—continued

Table with columns: 1955 actual, 1956 estimate, 1957 estimate. Rows include Departmental—Continued, Deduct lapses, Add net increase due to changes in pay scales, Net permanent, departmental (average number, net salary), Positions other than permanent, Regular pay above 52-week base, Payment above basic rates, Overtime and holiday pay, Nightwork differential, 01 Personal services, Salaries and wages in the foregoing schedule are distributed as follows: Direct obligations, Reimbursable obligations.

Operating Expenses, Public Library, District of Columbia

DETAIL OF PERSONAL SERVICES

Table with columns: 1955 actual, 1956 estimate, 1957 estimate. Rows include Departmental: General schedule grades (GS-15 to GS-1), Grades established by wage-scale board (act of Sept. 1, 1954 (68 Stat. 1106): Rates equivalent to less than \$5,440: WBR-13, WBR-12, WBR-11, WBR-8, WBR-7, WBR-6, WBR-5, WBR-4, WBR-3, Ungraded positions at hourly rates: Equivalent to \$5,440 or above, Bookbinder at \$2.70 per hour, Equivalent to less than \$5,440, Total permanent, departmental, Deduct lapses, Add net increase due to changes in pay scales for part of year, Net permanent, departmental (average number, net salary), Positions other than permanent: Part-time and temporary, Regular pay above 52-week base, Payment above basic rates, Overtime and holiday, Nightwork differential, 01 Personal services.

Operating Expenses, Recreation Department, District of Columbia

DETAIL OF PERSONAL SERVICES

Table with columns: 1955 actual, 1956 estimate, 1957 estimate. Rows include Departmental: General schedule grades: GS-15 to GS-1, Grades established by wage-scale board: act of Sept. 1, 1954 (68 Stat. 1106): Rates equivalent to less than \$5,440: WBR-4, WBR-3, WBR-2, Total permanent, departmental, Deduct lapses, Add net increase due to changes in pay scales for part of year, Net permanent, departmental (average number, net salary), Positions other than permanent: Temporary employment, Part-time employment, Regular pay above 52-week base, Payment above basic rates, Overtime and holiday pay, Nightwork differential, 01 Personal services.

Operating Expenses, Metropolitan Police, District of Columbia

DETAIL OF PERSONAL SERVICES

Table with columns: 1955 actual, 1956 estimate, 1957 estimate. Rows include Departmental: General schedule grades: GS-11 to GS-1, Grades established by act of Mar. 3, 1925 (title 4-106): Uniformed force: Range \$13,438 to \$11,298: Chief of police, Range \$9,094 to \$9,739: Deputy chief of police, Range \$9,094 to \$9,739: Chief of detectives, Range \$8,335 to \$8,980: Inspector, Range \$8,335 to \$8,980: Assistant chief of detectives, Range \$7,085 to \$7,730: Captain, Range \$7,085 to \$8,980: Detective in salary grade of captain, Range \$6,460 to \$7,105: Lieutenant in salary grade of captain, Range \$6,460 to \$7,001: Motorcycle sergeant, Range \$5,915 to \$6,561: Sergeant, Range \$5,892 to \$6,537: Motorcycle corporal, Range \$5,483 to \$6,925: Detective sergeant.

DETAIL OF PERSONAL SERVICES—continued

	1955 actual		1956 estimate		1957 estimate	
	Num- ber	Total salary	Num- ber	Total salary	Num- ber	Total salary
Departmental—Continued						
Grades established by act of Mar. 3, 1925 (title 4-106): Uniformed force—Con. Range \$5,472 to \$6,117: Corporal	66	\$339,060	66	\$364,893	66	\$366,570
Range \$4,693 to \$6,135: Precinct detective	49	262,171	49	283,587	49	284,619
Range \$4,613 to \$6,055: Private-technician, class II	32	167,472	32	181,634	32	181,703
Range \$4,613 to \$6,055: Motorcycle private	99	506,617	99	548,207	99	550,038
Range \$4,516 to \$5,958: Private, station clerk	60	308,220	60	333,615	60	334,260
Range \$4,484 to \$5,926: Probational detective	70	353,850	70	384,892	70	385,795
Range \$4,417 to \$5,958, Private-technician, class I	2	10,178	2	10,944	2	10,944
Range \$4,193 to \$5,635, Private	1,601	7,243,517	1,601	7,914,711	1,601	8,046,525
Ungraded positions at annual rates of \$5,440 and above: Director of police band	1	6,009	1	6,400	1	6,400
Grades established by wage-scale board; act of Sept. 1, 1954 (68 Stat. 1106): Rates equivalent to less than \$5,440: Regular wage-board schedule: WBR-7. Range \$1.51 to \$1.71 per hour	15	44,930	15	50,128	15	51,168
WBR-5. Range \$1.41 to \$1.61 per hour	9	28,354	9	30,557	9	30,765
WBR-4. Range \$1.36 to \$1.56 per hour	1	3,230	1	3,474	1	3,474
WBR-2. Range \$1.16 to \$1.36 per hour	18	53,216	18	57,512	18	57,512
Service wage-board schedule: WBS-10. Range \$1.38 to \$1.62 per hour	2	6,380	2	6,864	2	6,864
Total permanent, departmental	2,462	11,650,673	2,462	12,678,697	2,451	12,788,961
Deduct lapses		60.9		25.6		58.5
Add net increase due to changes in pay scales for part of year		288,673		131,529		304,865
Net permanent, departmental (average number, net salary)	2,401.1	11,635,687	2,436.4	12,547,168	2,392.5	12,484,096
Positions other than permanent: Part-time employment		102,013		73,423		73,423
Regular pay above 52-week base		44,807		68,000		47,500
Payment above basic rates: Overtime and holiday pay		353,696		230,000		275,000
Nightwork differential		7,342		5,913		5,913
01 Personal services		12,143,545		12,924,504		12,885,932
Salaries and wages in the foregoing schedule are distributed as follows: Direct obligations		12,095,555		12,850,904		12,853,904
Reimbursable obligations		47,990		73,600		32,028

Additional Municipal Services, Inaugural Ceremonies, District of Columbia

DETAIL OF PERSONAL SERVICES			
	1955 actual	1956 estimate	1957 estimate
Departmental:			
Positions other than permanent: Part-time employment			\$8,100
Payment above basic rates			85,500
01 Personal services			93,600

Operating Expenses, Fire Department, District of Columbia

DETAIL OF PERSONAL SERVICES			
	1955 actual	1956 estimate	1957 estimate
Departmental:			
General schedule grades:			
GS-13. Range \$8,990 to \$10,065: Medical officer	1	\$9,160	1 \$10,065
GS-11. Range \$6,390 to \$7,465: Communications officer	1	6,140	1 6,820
GS-8. Range \$4,970 to \$5,780	1	4,745	1 5,240
GS-7. Range \$4,525 to \$5,335	5	22,150	5 24,515
GS-6. Range \$4,050 to \$4,890	2	8,340	3 13,455
GS-5. Range \$3,670 to \$4,480	7	25,745	7 28,120
GS-4. Range \$3,415 to \$3,925	7	24,065	6 22,360
GS-3. Range \$3,175 to \$3,685	5	15,070	5 16,300

DETAIL OF PERSONAL SERVICES—continued

	1955 actual		1956 estimate		1957 estimate	
	Num- ber	Total salary	Num- ber	Total salary	Num- ber	Total salary
Departmental—Continued						
Grades established by act of Aug. 5, 1955 (69 Stat. 531): Uniformed force: Range \$13,438 to \$14,298: Fire chief	1	\$12,900	1	\$13,868	1	\$14,083
Range \$9,004 to \$9,739: Deputy fire chief	3	25,377	3	27,411	3	27,411
Fire marshal	1	8,699	1	9,352	1	9,352
Superintendent of machinery	1	8,579	1	9,223	1	9,223
Range \$8,335 to \$8,980: Battalion fire chief	23	179,159	23	193,382	23	193,382
Deputy fire marshal	1	7,753	1	8,464	1	8,464
Assistant superintendent of machinery	1	7,753	1	8,335	1	8,335
Range \$7,085 to \$7,730: Captain	52	345,080	52	371,645	52	372,677
Range \$6,803 to \$7,448: Pilot	4	26,152	4	28,115	4	28,115
Marine engineer	2	12,896	2	13,864	2	13,864
Range \$6,460 to \$7,105: Lieutenant	56	337,824	56	364,211	56	365,243
Second deputy fire marshal	2	12,258	2	13,178	2	13,307
Second assistant superintendent of machinery	1	6,129	1	6,580	1	6,580
Range \$5,936 to \$6,581: Sergeant	90	496,890	90	530,529	90	540,690
Third deputy fire marshal	2	11,042	2	11,872	2	12,001
Third assistant superintendent of machinery	1	5,521	1	5,936	1	5,936
Range \$5,594 to \$6,239: Inspector-technician, class 2	4	21,532	4	23,150	4	23,150
Range \$5,416 to \$6,061: Assistant marine engineer	2	10,076	2	10,832	2	11,090
Range \$5,398 to \$6,043: Inspector-technician, class 1	5	26,905	5	28,925	5	28,925
Range \$5,174 to \$5,819: Inspector	20	99,260	20	106,705	20	106,705
Range \$4,613 to \$6,055: Private-technician, class 2	20	105,060	20	112,973	20	112,973
Range \$4,417 to \$5,859: Private-technician, class 1	107	539,843	107	580,473	107	580,473
Range \$4,193 to \$5,695: Private	675	3,101,542	675	3,368,589	675	3,408,688
Grades established by wage scale board; act of Sept. 1, 1954 (68 Stat. 1106): Rates equivalent to less than \$5,440: WBR-16. Range \$2.36 to \$2.64 per hour	2	10,732	2	10,982	2	10,982
WBR-14. Range \$2.09 to \$2.37 per hour	10	46,817	10	49,171	10	49,317
WBR-13. Range \$1.96 to \$2.20 per hour	3	12,604	3	13,104	3	13,478
WBR-12. Range \$1.86 to \$2.10 per hour	1	4,135	1	4,576	1	4,576
WBR-11. Range \$1.76 to \$2.00 per hour	3	11,108	3	11,855	3	12,230
WBR-10. Range \$1.68 to \$1.92 per hour	3	9,760	3	10,857	3	11,232
WBR-7. Range \$1.51 to \$1.71 per hour	1	2,995	1	3,141	1	3,245
WBR-6. Range \$1.46 to \$1.66 per hour	2	6,136	2	6,386	2	6,594
Total permanent, departmental	1,128	5,627,932	1,128	6,093,568	1,128	6,141,945
Deduct lapses		32.4		10.5		19.4
Add net increase due to changes in pay scales for part of year		161,846		57,056		105,433
Net permanent, departmental (average number, net salary)	1,095.6	5,597,290	1,117.5	6,036,512	1,108.6	6,036,512
Positions other than permanent: Temporary employment		49,979		55,223		55,223
Regular pay above 52-week base		20,924		39,663		22,521
Payment above basic rates: Overtime and holiday pay		119,597		128,200		142,779
Nightwork differential		2,595		2,308		2,308
01 Personal services		5,790,385		6,261,906		6,259,343

Operating Expenses, Veterans Service Center, District of Columbia

DETAIL OF PERSONAL SERVICES			
	1955 actual	1956 estimate	1957 estimate
Departmental:			
General schedule grades:			
GS-15. Range \$11,610 to \$12,690: Director	1	\$10,800	1 \$11,880
GS-13. Range \$8,990 to \$10,065: Assistant director			1 8,990
GS-12. Range \$7,570 to \$8,645: Contact representative	1	7,640	
GS-9. Range \$5,440 to \$6,250: Contact representative	4	21,990	4 22,705
GS-8. Range \$4,970 to \$5,780	1	4,995	1 5,510
GS-7. Range \$4,525 to \$5,335	2	10,035	1 5,335
GS-6. Range \$4,050 to \$4,890	1	4,545	2 8,160





## DETAIL OF PERSONAL SERVICES—continued

Departmental—Continued	1955 actual		1956 estimate		1957 estimate	
	Num- ber	Total salary	Num- ber	Total salary	Num- ber	Total salary
Ungraded positions at annual rates of \$5,440 or above—Continued						
Rate of \$17,500: Judge (juvenile).....	1	\$11,800	1	\$17,500	1	\$17,500
Rate of \$17,500: Judge (tax court).....	1	13,000	1	17,500	1	17,500
Total permanent, departmental.....	234	1,141,822	242	1,348,320	243	1,372,460
Deduct lapses.....	9.3	38,712	10.3	47,258	10.8	45,744
Add net increase due to changes in pay scales for part of year.....		30,096				
Net permanent, departmental (average number, net salary).....	224.7	1,123,206	231.7	1,301,062	232.2	1,326,716
Regular pay above 52-week base.....		4,320		4,824		
Payment above basic rates: Overtime and holiday pay.....		1,562		1,688		1,688
01 Personal services.....		1,129,088		1,307,574		1,328,404
Salaries and wages in the foregoing schedule are distributed as follows:						
Juvenile Court.....		308,366		366,991		384,436
Municipal Court.....		707,968		801,419		804,804
Municipal Court of Appeals.....		91,340		112,959		112,959
District of Columbia Tax Court.....		21,414		26,205		26,205

## Operating Expenses, Department of Public Health, District of Columbia

## DETAIL OF PERSONAL SERVICES

Departmental:	1955 actual		1956 estimate		1957 estimate	
	Num- ber	Total salary	Num- ber	Total salary	Num- ber	Total salary
General schedule grades:						
GS-17. Range \$13,975 to \$14,620:						
Director of public health.....	1	\$13,200	1	\$14,190	1	\$14,405
GS-16. Range \$12,900 to \$13,760:						
Deputy director of public health.....			1	12,900	1	13,115
Superintendent, District of Columbia General Hospital.....	1	12,400	1	13,330	1	13,545
Superintendent, Glenn Dale Hospital.....			1	12,900	1	13,115
GS-15. Range \$11,610 to \$12,690:						
Deputy director of public health.....	1	11,300				
Chief, medical services.....	2	21,600	2	23,760	2	25,380
Chief, public health services.....	1	11,050	2	23,400	2	24,030
Executive officer.....	1	11,050	1	12,150	1	12,420
Medical officer (chief-of-staff), District of Columbia General Hospital.....	1	11,800	1	12,690	1	12,690
Superintendent, Glenn Dale Hospital.....	1	11,300				
GS-14. Range \$10,320 to \$11,395:						
Assistant chief, public health services.....			1	10,320	1	10,320
Chief, finance and procurement division.....	1	9,600	1	10,320	1	10,535
Chief, medical assistance division.....	1	9,600	1	10,320	1	10,320
Chief, public health services.....	1	9,600	1	10,320	1	10,320
Chief, public health nursing.....	1	9,600	1	10,535	1	10,535
Deputy superintendent, District of Columbia General Hospital.....	1	9,600	1	10,535	1	10,535
Medical officer.....	18	176,200	21	240,155	21	240,155
Supervisory statistician.....	1	9,600	1	10,535	1	10,535
GS-13. Range \$8,990 to \$10,065:						
Administrative officer.....	1	8,560	1	8,760	1	8,760
Assistant chief, medical assistance division.....	1	8,360	1	8,990	1	8,990
Assistant chief, public health services.....	1	9,360				
Bacteriologist.....	1	8,360	1	10,065	1	10,065
Chief, public health services.....	1	8,960				
Deputy chief, public health nursing.....	1	8,360	1	8,990	1	9,205
Director of nursing and nursing education.....	1	8,760	1	9,420	1	9,635
Medical officer.....	15	127,200	17	171,535	17	171,535
Supervisory chemist.....	1	8,360	1	8,990	1	9,205
GS-12. Range \$7,570 to \$8,645:						
Assistant chief, public health services.....	1	7,840	1	8,430	1	8,430
Assistant finance and procurement officer.....	1	7,040	1	7,785	1	7,785
Assistant pathologist.....	1	7,040	1	8,645	1	8,645
Biochemist.....	1	8,040	1	8,645	1	8,645
Buildings and grounds superintendent.....			1	7,785	1	7,785
Chief dietitian, District of Columbia General Hospital.....			1	7,570	1	7,785
Dental officer.....	18	128,120	18	137,980	18	141,312
Hospital administrative officer.....			1	7,570	1	7,785
Medical officer.....	23	165,320	31	268,639	31	268,639
Position classifier.....	1	7,040	1	7,785	1	7,785
Psychologist.....	2	14,480	2	15,785	2	16,000
Supervising personnel officer.....	1	7,040	1	7,785	1	7,785
GS-11. Range \$6,390 to \$7,465:						
Administrative officer.....			2	12,780	2	13,210
Assistant director of nurses.....	1	5,940	1	6,605	1	6,820
Audiologist.....	1	5,940	1	6,605	1	6,605
Bacteriologist.....	1	6,140	1	6,605	1	6,820

## DETAIL OF PERSONAL SERVICES—continued

Departmental—Continued	1955 actual		1956 estimate		1957 estimate	
	Num- ber	Total salary	Num- ber	Total salary	Num- ber	Total salary
General schedule grades—Continued						
GS-11. Range \$6,390 to \$7,465—Con.						
Buildings and grounds superintendent.....	1	\$6,940				
Business manager.....	1	5,940				
Chemist.....	2	11,880	2	\$12,780	2	\$13,210
Chief dietitian.....	2	12,680	1	7,465	1	7,465
Chief pharmacist.....	1	6,340	1	7,035	1	7,250
Chief, serological laboratory.....	1	5,940				
Chief, vital statistics.....	1	6,140	1	6,605	1	6,820
Civil engineer (public health).....	1	5,940	1	6,390	1	6,390
Director of nursing.....	1	5,940	1	6,390	1	6,605
Information officer.....	2	12,880	2	14,285	2	14,285
Medical officer.....	27	178,380	9	67,976	9	67,976
Medical records librarian.....	1	6,390	1	6,605	1	6,605
Public buildings superintendent.....			2	13,425	2	13,855
Public health engineer.....			1	6,390	1	6,390
Psychologist.....	1	5,940	1	7,465	1	7,465
Safety engineer.....	1	7,140	1	7,680	1	7,680
Social worker.....	2	11,880	2	12,780	2	12,995
Superintendent of nursing education.....	1	6,740	1	7,465	1	7,465
Veterinarian consultant.....	1	6,340	1	6,820	1	7,035
GS-10. Range \$5,915 to \$6,725:						
Buildings and grounds superintendent.....	1	6,250				
Social worker.....	1	6,125				
Supervisor, public health inspector.....			1	5,915	1	6,050
GS-9. Range \$5,915 to \$6,725:						
Administrative officer.....	2	10,995				
Assistant chief dietitian.....	1	5,060	1	5,440	1	5,440
Assistant chief vital statistics.....	1	5,185	1	5,710	1	5,845
Assistant director of nurses.....	4	21,615	4	23,515	4	23,785
Bacteriologist.....	1	5,185	1	5,575	1	5,710
Budget and fiscal officer.....	1	5,935	1	6,385	1	6,520
Buildings and grounds superintendent.....	2	10,995	1	5,710	1	5,845
Chief, occupational therapist.....	1	5,685	1	6,250	1	6,250
Chief, sanitary inspector.....	1	5,935	1	6,385	1	6,385
Clinical instructor.....	5	28,175	5	30,440	6	35,880
Clinical psychologist.....	1	6,310	1	5,445	1	5,980
Entomologist.....	1	5,050	1	5,575	1	5,710
Instructor in dietetics.....			1	5,440	1	5,440
Instructor in nursing arts.....	3	16,555	3	18,075	3	18,345
Instructor in nursing services.....	3	17,180	3	18,615	3	18,750
Librarian.....	2	10,370	1	5,440	1	5,575
Medical-social case worker.....	1	5,060	1	5,575	1	5,710
Nurse anesthetist.....	4	20,990	4	22,840	4	23,110
Nurse supervisor.....	10	55,225	10	60,670	10	60,745
Occupational therapist.....	1	5,060	1	5,575	1	5,710
Personnel officer.....	1	5,810	1	6,250	1	6,250
Pharmacist.....	2	11,620	2	12,500	2	12,500
Physical therapist.....	1	5,435	1	5,980	1	6,115
Position classifier.....	2	10,120	2	10,840	2	11,150
Procurement officer.....	2	10,745	2	11,825	2	11,960
Public health engineer.....	2	10,935	1	5,845	1	5,980
Public health nurse supervisor.....	7	38,920	7	42,265	7	42,670
Social worker.....	4	21,365	4	23,380	4	23,785
Supervisor dental hygiene counselor.....			1	5,440	1	5,575
Supervisor of service.....	5	28,425	5	30,845	5	31,115
Training officer.....	1	5,060	1	5,575	1	5,710
Veterinary inspector.....	12	67,345	12	72,705	12	73,515
Vocational rehabilitation counselor.....	1	5,440	1	5,575	1	5,575
GS-8. Range \$4,970 to \$5,780.....	3	14,735	5	26,875	5	27,415
GS-7. Range \$4,525 to \$5,335.....	195	888,975	197	977,420	197	993,620
GS-6. Range \$4,080 to \$4,890.....	73	301,765	94	416,325	94	426,855
GS-5. Range \$3,670 to \$4,480.....	440	1,642,730	420	1,706,100	420	1,741,470
GS-4. Range \$3,415 to \$3,925.....	118	405,210	123	456,370	129	483,475
GS-3. Range \$3,175 to \$3,685.....	240	773,570	238	833,680	238	846,090
GS-2. Range \$2,960 to \$3,470.....	133	412,265	144	483,360	144	489,480
GS-1. Range \$2,690 to \$3,200.....	319	884,328	314	951,110	314	967,345
Grades established by wage-scale board; act of Sept. 1, 1954 (68 Stat. 1106):						
Rates equivalent to less than \$5,440:						
Regular wage-board schedule:						
WBR-16. Range \$2.36 to \$2.64 per hour.....	1	4,365	1	5,054	1	5,200
WBR-15. Range \$2.23 to \$2.51 per hour.....	1	4,035	1	4,784	1	4,930
WBR-14. Range \$2.09 to \$2.37 per hour.....	5	18,775	5	22,464	5	23,192
WBR-13. Range \$1.96 to \$2.20 per hour.....	19	73,030	19	83,199	19	84,320
WBR-12. Range \$1.86 to \$2.10 per hour.....	21	75,149	19	76,321	19	77,945
WBR-11. Range \$1.76 to \$2.00 per hour.....	16	57,460	16	62,818	16	63,937
WBR-10. Range \$1.68 to \$1.92 per hour.....	3	10,865	3	11,919	3	12,168
WBR-9. Range \$1.63 to \$1.83 per hour.....	9	32,124	8	31,801	8	32,009
WBR-8. Range \$1.56 to \$1.76 per hour.....	1	3,230	1	3,557	1	3,557
WBR-7. Range \$1.51 to \$1.71 per hour.....	14	44,776	14	48,383	14	49,131
WBR-6. Range \$1.46 to \$1.66 per hour.....	8	23,616	8	25,752	8	26,479
WBR-5. Range \$1.41 to \$1.61 per hour.....	59	181,276	57	189,388	67	191,780
WBR-4. Range \$1.36 to \$1.56 per hour.....	20	68,452	16	51,414	16	51,731
WBR-3. Range \$1.30 to \$1.50 per hour.....	30	83,936	30	91,480	30	92,312
WBR-2. Range \$1.16 to \$1.36 per hour.....	26	73,674	24	74,303	24	74,407

DISTRICT OF COLUMBIA FUNDS—Continued

OPERATING EXPENSES—Continued

Operating Expenses, Department of Public Health, District of Columbia—Continued

DETAIL OF PERSONAL SERVICES—continued

Table with 4 columns: 1955 actual, 1956 estimate, 1957 estimate. Rows include Departmental-Continued, Grades established by wage-scale board, Regular wage-board schedule, Service wage-board schedule, Ungraded positions at annual rates, Total permanent, departmental, Deduct lapses, Add net increase due to change in pay scales for part of year, Net permanent, departmental (average number, net salary), Positions other than permanent, and Personal services.

DETAIL OF PERSONAL SERVICES—continued

Table with 6 columns: 1955 actual (Number, Total salary), 1956 estimate (Number, Total salary), 1957 estimate (Number, Total salary). Rows include Departmental-Continued, General schedule grades, GS-11, Deputy chief engineer, Education officer, Medical officer, Supervisor of academic education, Veterinarian, GS-10, Correctional supervisor, Deputy business associate, Prison farm supervisor, Psychologist, Supervisor of classification, GS-9, Assistant superintendent, Chief accountant, Chief institution electrician, Classification officer, Correctional supervisor, Culinary manager, Education officer (vocational subjects), Education officer (general), Foreman of utilities, Personnel officer, Property and supply officer, Psychologist, Supervisor of classification, Supervisor of transportation, GS-8, GS-7, GS-6, GS-5, GS-4, GS-3, Grades established by wage-scale board, WBR-15, WBR-14, WBR-13, WBR-12, WBR-11, WBR-8, Total permanent, departmental, Deduct lapses, Portion of salaries shown above paid from other accounts, Add net increase due to changes in pay scales for part of year, Portion of salaries carried in other position schedules paid from this account, Net permanent, departmental (average number, net salary), Positions other than permanent: Part-time employment, Regular pay above 52-week base, Payment above basic rate, Overtime and holiday pay, Nightwork differential, and Personal services.

Operating Expenses, Department of Corrections, District of Columbia

DETAIL OF PERSONAL SERVICES

Table with 4 columns: 1955 actual, 1956 estimate, 1957 estimate. Rows include Departmental: General schedule grades: GS-16, Director, GS-13, Executive officer, Resident superintendent, Senior medical officer, GS-12, Assistant superintendent, Chief engineer, Medical officer, Resident superintendent, Senior medical officer, GS-11, Assistant superintendent, Chaplain, Dental officer.

Operating Expenses, Department of Public Welfare, District of Columbia

DETAIL OF PERSONAL SERVICES

Table with 6 columns: 1955 actual (Number, Total salary), 1956 estimate (Number, Total salary), 1957 estimate (Number, Total salary). Rows include Departmental: General schedule grades: GS-16, Director, GS-15, Deputy director, GS-14, Medical officer, GS-13, Administrative officer, Public welfare adviser-specialist, supervisor, Superintendent, Psychiatrist, Medical officer, general, Medical officer.

DETAIL OF PERSONAL SERVICES—continued

Table with columns: 1955 actual (Num-ber, Total salary), 1956 estimate (Num-ber, Total salary), 1957 estimate (Num-ber, Total salary). Rows include Departmental—Continued, GS-12, GS-11, GS-10, GS-9, Ungraded positions at hourly rates, Regular wage-board schedule, and Service wage-board schedule.

DETAIL OF PERSONAL SERVICES—continued

Table with columns: 1955 actual (Num-ber, Total salary), 1956 estimate (Num-ber, Total salary), 1957 estimate (Num-ber, Total salary). Rows include Departmental—Continued, Deduct lapses, Add net increase due to changes in pay scales for part of year, Net permanent, departmental (average number, net salary), Positions other than permanent: Temporary employment, Regular pay above 52-week base, Payment above basic rates: Overtime and holiday pay, Nightwork differential, 01 Personal services, and Salaries and wages in the foregoing schedule are distributed as follows: Direct obligations, Reimbursable obligations.

Operating Expenses, Department of Buildings and Grounds, District of Columbia

DETAIL OF PERSONAL SERVICES

Table with columns: 1955 actual (Num-ber, Total salary), 1956 estimate (Num-ber, Total salary), 1957 estimate (Num-ber, Total salary). Rows include Departmental: General schedule grades: GS-16: Range \$12,900 to \$13,760; Director; GS-15: Range \$11,610 to \$12,690; GS-14: Range \$10,320 to \$11,395; GS-13: Range \$8,990 to \$10,065; GS-12: Range \$7,570 to \$8,645; GS-11: Range \$6,390 to \$7,465; GS-10: Range \$5,915 to \$6,725; GS-9: Range \$5,440 to \$6,250; GS-8: Range \$4,970 to \$5,780; GS-7: Range \$4,525 to \$5,335; GS-6: Range \$4,080 to \$4,890; GS-5: Range \$3,670 to \$4,480; GS-4: Range \$3,415 to \$3,925; GS-3: Range \$3,175 to \$3,685; GS-2: Range \$2,960 to \$3,470; Ungraded positions at hourly rates equivalent to \$5,440 or above; Regular wage-board schedule; WBR-16: Range \$2.36 to \$2.64 per hour; WBR-14: Range \$2.09 to \$2.37 per hour; WBR-13: Range \$1.96 to \$2.20 per hour; WBR-12: Range \$1.86 to \$2.10 per hour; WBR-11: Range \$1.76 to \$2.00 per hour; WBR-10: Range \$1.68 to \$1.92 per hour; WBR-9: Range \$1.63 to \$1.83 per hour; WBR-8: Range \$1.56 to \$1.76 per hour; WBR-7: Range \$1.51 to \$1.71 per hour; WBR-6: Range \$1.46 to \$1.66 per hour; WBR-5: Range \$1.41 to \$1.61 per hour; WBR-4: Range \$1.36 to \$1.56 per hour; WBR-3: Range \$1.30 to \$1.50 per hour; WBR-1: Range \$1.03 to \$1.23 per hour; Service wage-board schedule; WBS-12: Range \$1.50 to \$1.74 per hour; WBS-10: Range \$1.38 to \$1.62 per hour; WBS-9: Range \$1.33 to \$1.57 per hour; WBS-8: Range \$1.30 to \$1.50 per hour; WBS-7: Range \$1.25 to \$1.45 per hour; WBS-6: Range \$1.20 to \$1.40 per hour; WBS-5: Range \$1.15 to \$1.35 per hour; WBS-4: Range \$1.10 to \$1.30 per hour; WBS-3: Range \$1.06 to \$1.26 per hour; WBS-2: Range \$1.03 to \$1.23 per hour. Total permanent, departmental; Deduct lapses.

DISTRICT OF COLUMBIA FUNDS—Continued

OPERATING EXPENSES—Continued

Operating Expenses, Department of Buildings and Grounds, District of Columbia—Continued

DETAIL OF PERSONAL SERVICES—continued

Table with 4 columns: 1955 actual, 1956 estimate, 1957 estimate. Rows include Departmental—Continued, Add net increase due to changes in pay scales for part of year, Net permanent, departmental (average number, net salary), Positions other than permanent: Part-time employment, Regular pay above 52-week base, Payment above basic rates, Overtime and holiday pay, Nightwork differential, 01 Personal services, Salaries and wages in the foregoing schedule are distributed as follows: Direct obligations, Reimbursable obligations.

Operating Expenses, Office of Surveyor, District of Columbia

DETAIL OF PERSONAL SERVICES

Table with 4 columns: 1955 actual, 1956 estimate, 1957 estimate. Rows include Departmental: General schedule grades: GS-14, GS-12, GS-9, GS-7, GS-6, GS-5, GS-4, GS-3, GS-2, Total permanent, departmental, Deduct lapses, Add net increase due to changes in pay scales for part of year, Net permanent, departmental (average number, net salary), Regular pay above 52-week base, 01 Personal services.

Operating Expenses, Department of Licenses and Inspections, District of Columbia

DETAIL OF PERSONAL SERVICES

Table with 4 columns: 1955 actual, 1956 estimate, 1957 estimate. Rows include Departmental: General schedule grades: GS-16, GS-15, GS-14, GS-13, GS-12, Chief, office of administration, Structural research engineer, Assistant chief, weights and measures, Mechanical engineer.

DETAIL OF PERSONAL SERVICES—continued

Table with 6 columns: 1955 actual, 1956 estimate, 1957 estimate. Rows include Departmental—Continued, General schedule grades—Continued, GS-12, GS-11, GS-10, GS-9, GS-8, GS-7, GS-6, GS-5, GS-4, GS-3, GS-2, WBR-12, WBR-3, Total permanent, departmental, Deduct lapses, Add net increase due to change in pay scales for part of year, Net permanent, departmental (average number, net salary), Position other than permanent: Intermittent employment, Regular pay above 52-week base, Payment above basic rates: Holiday pay, Nightwork differential, 01 Personal services.

Operating Expenses, Department of Highways, District of Columbia

DETAIL OF PERSONAL SERVICES

Table with 6 columns: 1955 actual, 1956 estimate, 1957 estimate. Rows include Departmental: General schedule grades: GS-16, GS-15, GS-14, Supervising urban highway design engineer, Electrical engineer, Engineer of street construction and maintenance.

DETAIL OF PERSONAL SERVICES—continued

Table with columns: 1955 actual (Num-her, Total salary), 1956 estimate (Num-her, Total salary), 1957 estimate (Num-her, Total salary). Rows include Departmental-Continued, General schedule grades, GS-14, GS-13, GS-12, GS-11, GS-10, GS-9, GS-8, GS-7, GS-6, GS-5, GS-4, GS-3, GS-2, WBR-16 to WBR-3, and Total permanent, departmental.

DETAIL OF PERSONAL SERVICES—continued

Table with columns: 1955 actual, 1956 estimate, 1957 estimate. Rows include Departmental-Continued, Regular pay above 52-week base, Payment above basic rates, Overtime and holiday pay, Nightwork differential, 01 Personal services, Salaries and wages in the foregoing schedule are distributed as follows: Direct obligations, Reimbursable obligations.

Operating Expenses, Department of Vehicles and Traffic, District of Columbia

DETAIL OF PERSONAL SERVICES

Table with columns: 1955 actual (Num-her, Total salary), 1956 estimate (Num-her, Total salary), 1957 estimate (Num-her, Total salary). Rows include Departmental: General schedule grades, GS-15, GS-14, GS-13, GS-12, GS-11, GS-10, GS-9, GS-8, GS-7, GS-6, GS-5, GS-4, GS-3, GS-2, Grades established by wage-scale board, act of Sept. 1, 1954 (68 Stat. 1106): Rates equivalent to less than \$5,440: WBR-4, WBR-2, Total permanent, departmental, Deduct lapses, Add net increase due to changes in pay scales for part of year, Net permanent, departmental (average number, net salary), Positions other than permanent: Temporary employment, Regular pay above 52-week base, Payment above basic rates: Overtime and holiday pay, Nightwork differential, 01 Personal services, Salaries and wages in the foregoing schedule are distributed as follows: Direct obligations, Reimbursable obligations.

Operating Expenses, Motor Vehicle Parking Agency, Motor Vehicle Parking Fund, District of Columbia

DETAIL OF PERSONAL SERVICES

Table with columns: 1955 actual (Num-her, Total salary), 1956 estimate (Num-her, Total salary), 1957 estimate (Num-her, Total salary). Rows include Departmental: General schedule grades, GS-13, Executive director, GS-12, Deputy director.

DISTRICT OF COLUMBIA FUNDS—Continued

OPERATING EXPENSES—Continued

Operating Expenses, Motor Vehicle Parking Agency, Motor Vehicle Parking Fund, District of Columbia—Continued

DETAIL OF PERSONAL SERVICES—continued

	1955 actual		1956 estimate		1957 estimate	
	Num-ber	Total salary	Num-ber	Total salary	Num-ber	Total salary
<b>Departmental—Continued</b>						
General schedule grades—Continued						
GS-11. Range \$5,940 to \$7,680:						
Assistant director	1	\$5,940				
GS-10. Range \$5,500 to \$6,860:						
Transportation economist	1	5,500	1	\$6,050	1	\$6,185
GS-9. Range \$5,060 to \$6,385:						
Parking analyst	1	5,060				
GS-8. Range \$4,620 to \$5,915:						
GS-7. Range \$4,205 to \$5,470:	1	4,205				
GS-6. Range \$3,795 to \$5,025:	1	3,785	1	4,080	1	4,215
GS-5. Range \$3,410 to \$4,615:	1	3,785	1	4,210	1	4,345
GS-2. Range \$2,750 to \$3,555:	7	19,250	12	35,945	12	36,965
<b>Total permanent, departmental</b>	<b>13</b>	<b>52,900</b>	<b>18</b>	<b>72,675</b>	<b>18</b>	<b>74,450</b>
Deduct lapses	3.5	14,244	1	3,911	1.4	5,482
Add net increase due to changes in pay scales for part of year		969				
<b>Net permanent, departmental (average number, net salary)</b>	<b>9.5</b>	<b>39,625</b>	<b>17</b>	<b>68,764</b>	<b>16.6</b>	<b>68,968</b>
<b>Positions other than permanent: Intermittent employment</b>		1,100		1,620		1,620
Regular pay above 52-week base		152		204		
<b>01 Personal services</b>	<b>40.5</b>	<b>\$77,777</b>	<b>70.5</b>	<b>\$82,599</b>	<b>70.5</b>	<b>\$82,599</b>

Operating Expenses, Department of Sanitary Engineering, District of Columbia

DETAIL OF PERSONAL SERVICES

	1955 actual		1956 estimate		1957 estimate	
	Num-ber	Total salary	Num-ber	Total salary	Num-ber	Total salary
<b>Departmental:</b>						
General schedule grades:						
GS-16. Range \$12,900 to \$13,760:						
Director	1	\$12,200	1	\$13,115	1	\$13,330
GS-15. Range \$11,610 to \$12,690:						
Deputy director	1	10,800	1	11,610	1	11,610
Superintendent of planning, design and engineering division	1	11,050	1	11,880		12,150
Superintendent, division of sanitation	1	11,050	1	11,880	1	12,150
Superintendent, sewer operations and construction and repair divisions	1	11,050	1	11,880	1	12,150
GS-14. Range \$10,320 to \$11,395:						
Deputy superintendent, planning, design and engineering division	1	9,800	1	10,535	1	10,750
Assistant superintendent, sanitation	1	9,600	1	10,535	1	10,535
GS-13. Range \$8,990 to \$10,065:						
Administrative officer	1	8,760	1	9,420	1	9,635
Chief of project engineering and design branch	1	8,560		9,205	1	9,420
Superintendent, water operations divisions	1	8,960	1	9,850	1	10,065
Deputy superintendent, sewer operations and construction and repair divisions	1	8,360	1	9,205	1	9,205
GS-12. Range \$7,570 to \$8,645:						
Deputy administrative officer	1	7,040	1	7,785	1	8,000
Water registrar	1	7,040	1	7,570	1	7,785
Chief of planning branch	1	7,440	1	8,000	1	8,215
General engineer	1	7,640	1	8,215	1	8,430
Civil engineer	2	14,280	3	22,810	3	23,785
Construction engineer	2	14,880	2	16,000	2	16,430
Chief, sewer pumping branch	1	7,040	1	7,785	1	8,000
Chief, sewage treatment branch	1	7,040	1	7,785	1	8,000
Superintendent, mobile and plant equipment			1	7,570	1	7,570
GS-11. Range \$6,390 to \$7,465:						
Personnel officer	1	5,940	1	6,605	1	6,820
Assistant water registrar	1	5,940	1	6,390	1	6,605
Accountant	1	5,940	1	6,605	1	6,820
Civil engineer	4	24,360	6	39,415	6	40,705
Construction management engineer	2	12,880	2	14,070	2	14,285
General engineer	2	13,605	2	14,070	2	14,285
Chemist	1	6,540	1	7,250	1	7,250
Chief, maintenance branch	1	6,340	1	6,820	1	7,035
Supervisor, yards, shops, and equipment	1	6,140	1	6,605	1	6,820
Chief meter branch	1	5,940	1	6,390	1	6,605
Electrical engineer			1	6,390	1	6,390

DETAIL OF PERSONAL SERVICES—continued

	1955 actual		1956 estimate		1957 estimate	
	Num-ber	Total salary	Num-ber	Total salary	Num-ber	Total salary
<b>Departmental—Continued</b>						
General schedule grades—Continued						
GS-11. Range \$6,390 to \$7,465—Con.	1	\$5,940	1	\$6,390	1	\$6,605
Staff engineer						
Superintendent, mobile and plant equipment	1	6,140				
Assistant superintendent mobile and plant equipment	1	4,690	1	6,390	1	6,390
GS-10. Range \$5,915 to \$6,725:						
Superintendent, trash collection and incineration	1	5,750	1	6,320	1	6,455
GS-9. Range \$5,440 to \$6,250:						
Chief engineer	1	5,060	1	5,440	1	5,575
Mechanical engineer	1	5,060	2	11,015	2	11,285
Chemist	1	5,060	1	5,440	1	5,575
Civil engineer	15	82,275	14	82,640	14	83,720
Operating engineer	1	5,685	1	6,250	1	6,250
Chief of stores and transportation branch			1	5,440	1	5,575
Supervisory construction inspector			1	5,575	1	5,710
Administrative assistant	3	15,930	3	17,535	3	17,940
Personnel assistant	1	5,185				
Chief accounting section	1	5,060	1	5,575	1	6,710
Position classifier	1	5,060	1	6,250	1	6,250
Superintendent, street cleaning	1	5,565	1	5,710	1	5,845
Superintendent, garbage collection	1	5,065	8	42,595	8	43,405
GS-8. Range \$4,970 to \$5,780:						
GS-7. Range \$4,525 to \$5,335:	27	117,910	42	205,170	42	210,705
GS-6. Range \$4,080 to \$4,890:	34	145,145	24	104,130	24	107,370
GS-5. Range \$3,670 to \$4,480:	27	101,320	27	110,430	27	113,400
GS-4. Range \$3,415 to \$3,925:	57	195,640	64	238,195	64	244,515
GS-3. Range \$3,175 to \$3,685:	72	227,680	79	268,080	79	273,095
GS-2. Range \$2,960 to \$3,470:	15	42,690	16	49,725	16	50,930
GS-1. Range \$2,690 to \$3,200:	2	5,640				
Grades established by wage-scale board; act of Sept. 1, 1954 (68 Stat. 1106):						
Rates equivalent to \$5,440 or above:						
WBR-18. Range \$2.70 to \$3.06 per hour	1	5,685	1	6,365	1	6,365
Rates equivalent to less than \$5,440:						
WBR-17. Range \$2.49 to \$2.81 per hour	3	15,440	3	17,036	3	17,202
WBR-16. Range \$2.26 to \$2.64 per hour	31	159,775	29	157,381	29	158,546
WBR-15. Range \$2.23 to \$2.51 per hour	25	105,475	22	109,474	22	111,225
WBR-14. Range \$2.09 to \$2.37 per hour	42	195,825	44	214,775	44	217,401
WBR-13. Range \$1.96 to \$2.20 per hour	149	627,114	151	665,394	151	674,877
WBR-12. Range \$1.86 to \$2.10 per hour	67	250,880	67	281,797	67	285,917
WBR-11. Range \$1.76 to \$2.00 per hour	109	400,242	114	448,786	114	457,271
WBR-10. Range \$1.68 to \$1.92 per hour	7	22,258	7	25,083	7	25,958
WBR-9. Range \$1.63 to \$1.83 per hour	118	414,958	110	403,041	110	408,137
WBR-8. Range \$1.56 to \$1.76 per hour	231	784,270	231	829,857	232	838,743
WBR-7. Range \$1.51 to \$1.71 per hour	39	125,764	41	140,429	41	141,980
WBR-6. Range \$1.46 to \$1.66 per hour	384	1,197,176	372	1,240,420		1,256,324
WBR-5. Range \$1.41 to \$1.61 per hour	81	246,321	79	258,931	80	264,984
WBR-4. Range \$1.36 to \$1.56 per hour	8	21,168	7	22,299	7	22,299
WBR-3. Range \$1.30 to \$1.50 per hour	1,177	3,319,770	1,175	3,525,600	1,187	3,614,728
<b>Total permanent, departmental</b>	<b>2,781</b>	<b>9,209,276</b>	<b>2,785</b>	<b>9,879,783</b>	<b>2,799</b>	<b>10,070,816</b>
Deduct lapses	139.8	463,072	147.9	524,436	179.3	645,209
Add net increase due to changes in pay scales for part of year		43,612				
<b>Not permanent departmental (average number, net salary)</b>	<b>2,641.2</b>	<b>8,789,816</b>	<b>2,637.1</b>	<b>9,355,347</b>	<b>2,619.7</b>	<b>9,425,607</b>
<b>Positions other than permanent: Temporary employment</b>		13,940		13,940		13,940
Regular pay above 52-week base		34,158		33,081		33,081
Payment above basic rates:						
Overtime and holiday pay		193,593		128,000		128,000
Nightwork differential		42,886		61,107		61,107
<b>01 Personal services</b>	<b>9,074.393</b>	<b>\$9,974,393</b>	<b>9,591.475</b>	<b>\$10,591,475</b>	<b>9,661.735</b>	<b>\$10,661,735</b>
<b>Salaries and wages in the foregoing schedule are distributed as follows:</b>						
Direct obligations		7,728,381		8,602,275		8,672,535
Reimbursable obligations		1,346,012		989,200		989,200

Operating Expenses, Washington Aqueduct, Water Fund, District of Columbia

DETAIL OF PERSONAL SERVICES

Table with columns: 1955 actual, 1956 estimate, 1957 estimate. Rows include Departmental: General schedule grades (GS-14 to GS-2), Grades established by Army-Air Force wage board, Wage-board supervisory schedule, Wage-board schedule, and Personal services.

Operating Expenses, National Guard, District of Columbia

DETAIL OF PERSONAL SERVICES

Table with columns: 1955 actual, 1956 estimate, 1957 estimate. Rows include Departmental: General schedule grades (GS-11 to GS-2), Total permanent, departmental, Deduct lapses, Add net increase due to changes in pay scales, Net permanent, departmental (average number, net salary), Positions other than permanent: Part-time employment, Regular pay above 52-week base, Payment above basic rates, Overtime and holiday pay, Nightwork differential, and Personal services.

Operating Expenses, National Capital Parks, District of Columbia

DETAIL OF PERSONAL SERVICES

Table with columns: 1955 actual, 1956 estimate, 1957 estimate. Rows include Departmental: General schedule grades (GS-15 to GS-3), Procurement officer, Park naturalist, Placement officer, Information specialist, Photographer, Supervising purchasing agent, Supply officer, Chief of realty section, Horticulturist, Arborist, Civil engineer, and Personal services.

DISTRICT OF COLUMBIA FUNDS—Continued

OPERATING EXPENSES—Continued

Operating Expenses, National Capital Parks, District of Columbia—Continued

DETAIL OF PERSONAL SERVICES—continued

	1955 actual		1956 estimate		1957 estimate	
	Num-ber	Total salary	Num-ber	Total salary	Num-ber	Total salary
Departmental—Continued						
General schedule grades—Continued						
GS-2. Range \$2,960 to \$3,470	7	\$21,610	9	\$29,190	9	\$29,700
GS-1. Range \$2,690 to \$3,200	3	9,340	3	10,025	3	10,110
Grades established by act of Aug. 5, 1955 (69 Stat. 530): Uniformed force:						
Range \$7,085 to \$7,730: Captain	1	6,590	1	7,085	1	7,085
Range \$6,460 to \$7,105: Lieutenant	1	6,009	1	6,460	1	6,460
Range \$6,356 to \$7,001: Motorcycle sergeant	1	5,911	1	6,356	1	6,356
Range \$5,936 to \$6,581: Sergeant	8	44,408	8	48,004	8	48,004
Range \$6,280 to \$6,925: Private, plin-clothes	2	11,922	2	13,076	2	13,076
Range \$5,410 to \$6,055: Private, techni-cian	3	15,453	3	16,746	3	17,004
Range \$5,410 to \$6,055: Private, moto-cycle	16	81,816	15	82,956	15	83,472
Range \$5,410 to \$6,055: Private, horse-mounted	4	20,484	4	22,414	4	22,414
Range \$4,193 to \$5,635: Private	50	228,227	51	252,709	51	254,415
Ungraded positions at hourly rates:						
Equivalent to \$5,440 or above:						
\$2.82 an hour: Foreman	3	15,945	3	17,598	3	17,598
\$2.75 an hour: Foreman	2	10,630	2	11,440	2	11,440
\$2.65 an hour: Foreman	2	8,727	2	11,024	2	11,024
Equivalent to less than \$5,440	295	979,184	294	1,050,808	294	1,050,808
Total permanent, field	522	2,022,771	545	2,267,721	545	2,282,181
Deduct lapses	58.9	249,038	54.7	227,758	59.7	250,088
Add net increase due to changes in pay scales for part of year		27,208				
Net permanent, departmental (average number, net salary)	463.1	1,801,031	490.3	2,039,963	485.3	2,032,093
Positions other than permanent: Temporary employment		321,174		281,063		303,050
Regular pay above 52-week base		7,780		8,777		8,777
Payment above basic rates:						
Overtime and holiday pay		105,416		6,850		6,850
Nightwork differential		1,294		1,300		1,300
01 Personal services	2,236,695	2,337,953	2,337,953	2,352,070	2,352,070	2,352,070
Salaries and wages in the foregoing schedules are distributed as follows:						
Direct obligations		2,151,872		2,337,953		2,352,070
Reimbursable obligations		84,823				

Operating Expenses, National Zoological Park, District of Columbia

DETAIL OF PERSONAL SERVICES

	1955 actual		1956 estimate		1957 estimate	
	Num-ber	Total salary	Num-ber	Total salary	Num-ber	Total salary
Departmental						
General schedule grades:						
GS-16. Range \$12,900 to \$13,760: Director			1	\$12,900	1	\$13,115
GS-14. Range \$10,320 to \$11,395: Director	1	\$10,800				

DETAIL OF PERSONAL SERVICES—continued

	1955 actual		1956 estimate		1957 estimate	
	Num-ber	Total salary	Num-ber	Total salary	Num-ber	Total salary
Departmental—Continued						
General schedule grades—Continued						
GS-13. Range \$8,990 to \$10,065: Assistant director	1	\$9,560	1	\$10,280	1	\$10,495
Veterinarian			1	7,570	1	7,785
GS-11. Range \$6,390 to \$7,465: Veterinarian	1	5,940				
GS-9. Range \$5,440 to \$6,250: Administrative assistant	1	5,060	1	5,575	1	5,710
Maintenance and construction supervisor	1	5,935				
GS-8. Range \$4,970 to \$5,780	1	5,440	1	5,915	1	5,915
GS-6. Range \$4,090 to \$4,890	5	22,505	5	24,585	5	24,720
GS-5. Range \$3,670 to \$4,480	6	23,360	6	25,935	6	26,340
GS-4. Range \$3,415 to \$3,925	29	103,985	29	112,720	29	113,825
GS-3. Range \$3,175 to \$3,685	36	116,298	36	127,430	36	129,260
GS-2. Range \$2,960 to \$3,470	3	9,652	3	10,710	3	10,795
Grades established by wage-scale board; under sec. 202 (7) of the Classification Act of 1949, as amended:						
Rates equivalent to \$5,440 or above:						
WB-25. Range \$2.72 to \$3.00 per hour: Maintenance supervisor			1	6,240	1	6,240
WB-24. Range \$2.63 to \$2.91 per hour: Assistant maintenance supervisor	1	4,900	1	5,470	1	5,512
Rates equivalent to less than \$5,440:						
WB-18. Range \$2.17 to \$2.39 per hour	1	4,490	1	4,971	1	4,971
WB-16. Range \$2.06 to \$2.28 per hour	1	4,490	1	4,971	1	4,971
WB-15. Range \$2.01 to \$2.23 per hour	4	15,685	4	17,410	4	18,096
WB-13. Range \$1.92 to \$2.12 per hour	8	29,745	8	34,032	8	34,864
WB-12. Range \$1.87 to \$2.07 per hour	2	7,440	2	7,988	2	8,404
WB-11. Range \$1.82 to \$2.02 per hour	1	3,680	1	3,994	1	4,202
WB-8. Range \$1.67 to \$1.85 per hour	2	6,814	2	7,509	3	11,171
WB-7. Range \$1.62 to \$1.80 per hour	1	3,214	1	3,557	1	3,744
WB-6. Range \$1.58 to \$1.74 per hour	5	15,990	5	17,596	5	17,929
WB-5. Range \$1.53 to \$1.69 per hour	4	12,988	4	14,123	4	14,189
WB-4. Range \$1.48 to \$1.64 per hour	2	6,064	2	6,490	2	6,490
WB-3. Range \$1.23 to \$1.35 per hour	16	46,832	16	47,441	16	47,941
WB-1. Range \$0.92 to \$1.02 per hour	4	11,360	4	12,232	4	12,232
Total permanent, departmental	137	492,227	137	537,644	138	548,916
Deduct lapses	9.6	35,401	4.7	18,380	6.6	26,177
Add net increases due to changes in pay scales for part of year		10,112				
Net permanent, departmental (average number, net salary)	127.4	466,938	132.3	519,264	131.4	522,739
Positions other than permanent:						
Temporary employment		1,372		1,800		1,800
Intermittent employment		19,490		12,941		12,941
Regular pay above 52-week base		2,028		3,612		1,912
Payment above basic rates:						
Overtime and holiday pay		8,057		6,700		6,700
Nightwork differential		2,510		3,010		3,010
01 Personal services	500,395	547,327	547,327	549,102	549,102	549,102

PERMANENT AUTHORIZATIONS

(Indefinite appropriation, special account, unless otherwise indicated)

Alcoholic Rehabilitation Program, Department of Public Health, District of Columbia

DETAIL OF PERSONAL SERVICES

	1955 actual		1956 estimate		1957 estimate	
	Num-ber	Total salary	Num-ber	Total salary	Num-ber	Total salary
Departmental						
General schedule grades:						
GS-14. Range \$10,320 to \$11,395: Director, alcoholic rehabilitation	1	\$9,800	1	\$11,395	1	\$11,395
GS-13. Range \$8,990 to \$10,065: Assistant director, alcoholic rehabilitation	1	8,360	1	10,065	1	10,065
GS-11. Range \$6,390 to \$7,465: Physiologist	1	5,940	1	6,390	1	6,605
Social worker	1	6,390	1	6,390	1	6,605
GS-9. Range \$5,440 to \$6,250: Psychologist	1	5,060	1	5,575	1	5,710
Social worker	1	5,310	1	5,575	1	5,710
GS-8. Range \$4,970 to \$5,780	1	4,970	1	4,970	1	5,105
GS-7. Range \$4,525 to \$5,335	5	22,025				
GS-5. Range \$3,670 to \$4,480	1	4,075	1	4,075	1	4,210

DETAIL OF PERSONAL SERVICES—continued

	1955 actual		1956 estimate		1957 estimate	
	Num-ber	Total salary	Num-ber	Total salary	Num-ber	Total salary
Departmental—Continued						
General schedule grades—Continued						
GS-4. Range \$3,415 to \$3,925	1	\$3,655	1	\$3,755	1	\$3,840
GS-3. Range \$3,175 to \$3,685	2	6,540	1	3,515	1	3,600
Total permanent, departmental	16	82,125	10	61,705	10	62,845
Deduct lapses	2.5	12,686	0.1	848	0.3	1,820
Add net increase due to changes in pay scales for part of year		1,286				
Net permanent, departmental (average number, net salary)	13.5	70,725	9.9	60,857	9.7	61,025
Positions other than permanent: Part-time employment		5,622		6,584		6,652
Regular pay above 52-week base		207		236		
Payment above basic rates: Nightwork differential		612		612		612
01 Personal services	77,166	88,289	88,289	88,289	88,289	88,289



*Construction Services, Department of Buildings and Grounds, District of Columbia*

DETAIL OF PERSONAL SERVICES

	1955 actual		1956 estimate		1957 estimate	
	Num-ber	Total salary	Num-ber	Total salary	Num-ber	Total salary
<b>Departmental:</b>						
<b>General schedule grades:</b>						
GS-14. Range \$10,320 to \$11,395: Construction management engineer.....			1	\$10,320	1	\$10,320
GS-13. Range \$8,990 to \$10,065: Supervising structural engineer.....			1	8,990	1	9,205
Supervising mechanical engineer.....			1	8,990	1	9,205
Construction engineer.....			1	8,990	1	9,205
Supervising architect.....			1	8,990	1	8,990
Construction management engineer.....	1	\$8,360				
GS-12. Range \$7,570 to \$8,645: Architect, general.....			5	39,353	5	40,218
Supervising structural engineer.....	1	7,040	1	7,570	1	7,755
Supervising mechanical engineer.....	1	7,040				
Supervising electrical engineer.....			1	7,570	1	7,755
Supervising architect.....	1	7,640				
Mechanical engineer.....			4	31,355	4	32,000
Electrical engineer.....	1	7,570	1	7,570	1	7,570
Mechanical management engineer.....			1	7,570	1	7,755
Assistant chief engineer, specification.....			1	8,000	1	8,000
Construction engineer.....	1	7,440				
Construction superintendent.....			1	7,570	1	7,570
GS-11. Range \$6,390 to \$7,465: Architect, general.....	4	28,160				
Architectural engineer.....	2	13,080	1	6,820	1	7,035
Construction superintendent.....	5	31,300	6	40,490	6	41,350
Construction management engineer.....	1	5,814	1	6,390	1	6,606
Structural engineer.....	2	12,480	1	6,390	1	6,606
Electrical engineer.....	2	13,880				
Mechanical engineer.....	4	28,360				
GS-9. Range \$5,440 to \$6,250: Construction management engineer.....	1	5,810				
Construction superintendent.....	3	16,555	5	28,145	5	28,680
Architect, general.....	3	16,595	3	18,345	3	18,480
Engineering technician, specification.....	1	5,810	2	11,720	2	11,960
Mechanical engineer.....	2	10,620	2	11,285	2	11,555
Electrical engineer.....	1	5,440	1	5,440	1	5,575
Supervising structural engineer.....	1	5,000	2	11,015	2	11,285
Personnel classifier.....	1	5,000				
GS-7. Range \$4,525 to \$5,335.....	5	22,905	7	33,835	7	34,510
GS-6. Range \$4,080 to \$4,890.....	2	8,560	1	4,890	1	4,890
GS-5. Range \$3,670 to \$4,480.....	2	7,820	1	4,345	1	4,480
GS-4. Range \$3,415 to \$3,925.....	3	10,245	2	7,510	2	7,680
GS-3. Range \$3,175 to \$3,685.....	5	12,920	6	20,325	6	20,665
GS-2. Range \$2,900 to \$3,470.....	2	5,580	1	3,045	1	3,130
Total permanent, departmental.....	56	304,134	62	382,828	62	390,125
Deduct lapses.....	6.8	36,687	4.2	25,627	7.1	40,415
Net permanent, departmental (average number, net salary).....	49.2	267,447	57.8	357,201	54.9	349,700
Regular pay above 52-week base.....		1,220		1,472		
Payment above basic rates: Overtime and holiday pay.....		8,015		14,340		10,000
01 Personal services.....		276,682		373,013		359,710

*Maintenance and Repair of Vehicles, Working Fund, District of Columbia*

DETAIL OF PERSONAL SERVICES

	1955 actual		1956 estimate		1957 estimate	
	Num-ber	Total salary	Num-ber	Total salary	Num-ber	Total salary
<b>Departmental:</b>						
<b>General schedule grades:</b>						
GS-5. Range \$3,670 to \$4,480.....	1	\$4,160	1	\$3,805	1	\$3,940
GS-4. Range \$3,415 to \$3,925.....	2	7,150	3	11,605	3	11,775
Grades established by wage-scale board; act of Sept. 1, 1954 (68 Stat. 1106): Rates equivalent to less than \$5,440: WBR-16. Range \$2.36 to \$2.64 per hour.....	1	4,930	1	5,200	1	5,346
WBR-14. Range \$2.09 to \$2.37 per hour.....	2	8,882	2	9,568	2	9,860
WBR-13. Range \$1.96 to \$2.20 per hour.....	10	42,514	10	44,012	10	44,761
WBR-11. Range \$1.76 to \$2.00 per hour.....	1	3,785	1	4,035	1	4,160
WBR-9. Range \$1.63 to \$1.83 per hour.....	1	3,682	1	3,806	1	3,806
WBR-6. Range \$1.46 to \$1.66 per hour.....	4	13,104	4	13,957	4	14,061
WBR-3. Range \$1.30 to \$1.50 per hour.....	1	2,704	1	2,704	1	2,808
Total permanent, departmental.....	22	88,207	24	98,692	24	100,517
Deduct lapses.....	0.6	2,566	0.4	1,771	0.5	1,517
Add net increase due to changes in pay scales for part of year.....		287				
Net permanent, departmental (average number, net salary).....	21.4	85,928	23.6	96,921	23.5	99,000
Regular pay above 52-week base.....		339		379		
Payment above basic rates: Overtime.....		726		1,000		1,000
Nightwork differential.....		679		1,000		1,000
01 Personal services.....		87,672		99,300		101,000

*Printing, Duplicating, and Photographing, Working Fund, District of Columbia*

DETAIL OF PERSONAL SERVICES

	1955 actual		1956 estimate		1957 estimate	
	Num-ber	Total salary	Num-ber	Total salary	Num-ber	Total salary
<b>Departmental:</b>						
<b>General schedule grades:</b>						
GS-11. Range \$6,390 to \$7,465: Chief, printing division.....	1	\$5,940	1	\$6,605	1	\$6,820
GS-7. Range \$4,525 to \$5,335.....	1	4,455	1	5,335	1	5,335
GS-6. Range \$4,080 to \$4,890.....	1	4,795	1	5,160	1	5,295
GS-5. Range \$3,670 to \$4,480.....	1	3,535	1	3,940	1	4,075
GS-3. Range \$3,175 to \$3,685.....	1	3,510	1	3,770	1	3,855
Grades established by wage-scale board; act of Sept. 1, 1954 (68 Stat. 1106): Rates equivalent to less than \$5,440: WBR-16. Range \$2.36 to \$2.85 per hour.....	3	16,098	3	16,556	3	17,096
WBR-14. Range \$2.16 to \$2.75 per hour.....	9	45,022	9	46,559	9	46,870
WBR-13. Range \$1.96 to \$2.20 per hour.....	5	19,807	4	16,242	4	16,430
WBR-11. Range \$1.76 to \$2 per hour.....	1	3,661	2	7,572	2	7,820
WBR-9. Range \$1.63 to \$1.83 per hour.....	3	10,552	3	11,004	3	11,440
WBR-7. Range \$1.50 to \$1.70 per hour.....	4	9,837	4	13,541	4	14,016
WBR-6. Range \$1.46 to \$1.66 per hour.....	5	15,512	3	9,735	3	9,839
WBR-3. Range \$1.30 to \$1.50 per hour.....	2	4,862	3	8,218	4	10,923
Total permanent, departmental.....	37	147,586	36	151,237	37	159,814
Deduct lapses.....	0.7	2,701	1.4	5,800	1.2	4,629
Add net increase due to changes in pay scales for part of year.....		514				
Net permanent, departmental (average number, net salary).....	36.3	145,399	34.6	148,437	35.8	155,185
Regular pay above 52-week base.....		559		573		
Payment above basic rates: Overtime.....		2,699		1,000		1,000
01 Personal services.....		148,657		150,010		156,185

*Public School Food Services Fund, District of Columbia*

DETAIL OF PERSONAL SERVICES

	1955 actual		1956 estimate		1957 estimate	
	Num-ber	Total salary	Num-ber	Total salary	Num-ber	Total salary
<b>Departmental:</b>						
<b>General schedule grades:</b>						
GS-5. Range \$3,670 to \$4,480.....	2	\$5,948	2	\$7,340	2	\$7,610
GS-4. Range \$3,415 to \$3,925.....	3	10,330	3	10,585	3	10,840
GS-3. Range \$3,175 to \$3,685.....	22	66,232	22	73,505	22	75,375
Grades established by act of July 1, 1955 (69 Stat. 521) Class 6B. Range \$8,200 to \$9,800: Director.....	1	7,389	1	8,600	1	8,800
Class 12B. Range \$6,800 to \$8,490: Assistant director.....	2	12,446	2	14,400	2	14,800
Total permanent, departmental.....	30	102,345	30	114,430	30	117,425
Deduct lapses.....	0.6	2,097	0.1	91	0.1	
Add net increase due to changes in pay scales for part of year.....		774				
Net permanent, departmental (average number, net salary).....	29.4	101,022	29.9	114,339	30	117,425
Positions other than permanent: Intermittent employment.....		314,231		337,000		341,000
Regular pay above 52-week base.....		88		91		
01 Personal services.....		415,341		451,430		458,425

*Repairs and Improvements, Working Fund, District of Columbia*

DETAIL OF PERSONAL SERVICES

	1955 actual		1956 estimate		1957 estimate	
	Num-ber	Total salary	Num-ber	Total salary	Num-ber	Total salary
<b>Departmental:</b>						
<b>General schedule grades:</b>						
GS-13. Range \$8,990 to \$10,065: Construction and maintenance superintendent.....	1	\$8,360	1	\$8,990	1	\$9,205
GS-11. Range \$6,390 to \$7,465: Construction and maintenance superintendent.....	2	12,480	2	13,640	2	14,070
GS-9. Range \$5,440 to \$6,250: Construction and maintenance superintendent.....	2	10,370	3	16,860	3	17,265
Construction superintendent.....	1	5,060	1	5,440	1	5,575
Architectural engineer.....	1	5,060	1	5,440	1	5,575
GS-6. Range \$4,080 to \$4,890.....	1	3,920	1	4,350	1	4,485
GS-5. Range \$3,670 to \$4,480.....	2	7,070	3	11,415	3	11,820
GS-4. Range \$3,415 to \$3,925.....	8	27,480	14	51,635	14	52,400
GS-3. Range \$3,175 to \$3,685.....	7	21,530	8	25,485	8	26,165

PERMANENT AUTHORIZATIONS—Continued

Repairs and Improvements, Working Fund, District of Columbia—Continued

DETAIL OF PERSONAL SERVICES—continued

	1955 actual		1956 estimate		1957 estimate	
	Num-ber	Total salary	Num-ber	Total salary	Num-ber	Total salary
Departmental—Continued						
Grades established by wage scale board; act of Sept. 1, 1954 (68 Stat. 1106):						
Rates equivalent to less than \$5,440:						
WBR-16. Range \$2.36 to \$2.64 per hour.....	14	\$72,652	14	\$75,421	14	\$76,439
WBR-14. Range \$2.09 to \$2.37 per hour.....	15	72,651	20	98,736	20	99,757
WBR-13. Range \$1.96 to \$2.20 per hour.....	107	460,050	108	481,556	108	488,425
WBR-11. Range \$1.76 to \$2.00 per hour.....	34	128,465	26	102,541	26	105,163
WBR-9. Range \$1.63 to \$1.83 per hour.....	7	24,838	10	35,980	10	36,604
WBR-8. Range \$1.56 to \$1.76 per hour.....	1	3,536	1	3,245	1	3,349
WBR-7. Range \$1.51 to \$1.71 per hour.....	15	48,669	23	77,339	23	79,107
WBR-6. Range \$1.46 to \$1.66 per hour.....	48	145,496	43	137,871	43	141,615
WBR-5. Range \$1.41 to \$1.61 per hour.....	7	21,883	7	23,111	7	23,423
WBR-3. Range \$1.30 to \$1.50 per hour.....	69	186,375	69	195,312	69	201,552
Total permanent, departmental.....	342	1,265,945	355	1,374,367	355	1,401,994
Deduct lapses.....	27.1	100,366	28.5	110,173	34.9	132,514
Add net increase due to change in pay scales for part of year.....		1,987				
Net permanent, departmental (average number, net salary).....	314.9		326.5		320.1	
Regular pay above 52-week base.....		1,167,566		1,264,194		1,269,480
Payment above basic rates:		4,831		5,286		
Overtime and holiday pay.....		32,551		25,000		25,000
Nightwork differential.....		1,109		1,200		1,200
01 Personal services.....		1,206,057		1,295,680		1,295,680

Working Capital Fund, District of Columbia Armory Board

DETAIL OF PERSONAL SERVICES

	1955 actual		1956 estimate		1957 estimate	
	Num-ber	Total salary	Num-ber	Total salary	Num-ber	Total salary
Departmental:						
Ungraded positions at annual rates:						
Rates of \$5,440 or above:						
Manager.....	1	\$11,130	1	\$11,965	1	\$11,965
Assistant manager.....	1	7,640	1	8,215	1	8,215
Rates less than \$5,440: Administrative assistant.....	1	4,620	1	4,970	1	4,970
Net permanent, departmental (average number, net salary).....	3	23,390	3	25,150	3	25,150
Positions other than permanent: Intermittent employment.....		40,778		50,000		50,097
Regular pay above 52-week base.....		90		97		
01 Personal services.....		64,258		75,247		75,247

Working Capital Fund, Educational Agency for Surplus Property, District of Columbia

DETAIL OF PERSONAL SERVICES

	1955 actual		1956 estimate		1957 estimate	
	Num-ber	Total salary	Num-ber	Total salary	Num-ber	Total salary
Departmental:						
General schedule grades:						
GS-12. Range \$7,570 to \$8,645:						
Chief, educational surplus property division.....	1	\$7,840	1	\$8,430	1	\$8,645

DETAIL OF PERSONAL SERVICES—continued

	1955 actual		1956 estimate		1957 estimate	
	Num-ber	Total salary	Num-ber	Total salary	Num-ber	Total salary
Departmental—Continued						
General schedule grades—Continued						
GS-7. Range \$4,525 to \$5,335.....	1	\$4,580	1	\$4,930	1	\$5,065
GS-4. Range \$3,415 to \$3,925.....	1	3,255	1	3,585	1	3,670
Grades established by wage-scale board; act of Sept. 1, 1954 (68 Stat. 1106):						
Rates equivalent to less than \$5,440:						
WBR-9. Range \$1.63 to \$1.83 per hour.....	2	6,374	1	3,494	1	3,598
WBR-3. Range \$1.30 to \$1.50 per hour.....	2	5,366	2	5,824	2	6,032
Total permanent, departmental.....	7	27,415	6	26,263	6	27,010
Deduct lapses.....	0.3	1,258		405		300
Add net increase due to changes in pay scales for part of year.....		432				
Net permanent, departmental (average number, net salary).....	6.7	26,589	6	25,858	6	26,710
Regular pay above 52-week base.....		105		105		
Payment above basic rates.....		277		300		300
01 Personal services.....		26,971		26,263		27,010

Working Capital Fund, Workhouse and Reformatory, Department of Corrections, District of Columbia

DETAIL OF PERSONAL SERVICES

	1955 actual		1956 estimate		1957 estimate	
	Num-ber	Total salary	Num-ber	Total salary	Num-ber	Total salary
Departmental:						
General schedule grades:						
GS-12. Range \$7,570 to \$8,645:						
Superintendent of Industries.....	1	\$7,840	1	\$8,645	1	\$8,645
GS-11. Range \$6,390 to \$7,465:						
Assistant superintendent of industries.....	1	6,940	1	7,465	1	7,465
Ceramics engineer.....	1	5,940	1	6,390	1	6,605
Prison supervisor.....			1	7,035	1	7,250
GS-10. Range \$5,915 to \$6,725:						
Business associate.....	1	6,250				
GS-9. Range \$5,440 to \$6,250:						
Position classifier.....			1	5,440	1	5,575
Prison industries agent.....	1	5,060	1	5,440	1	5,575
Prison supervisor, general.....	1	5,060	1	6,250	1	6,250
Shop supervisor, tailor.....	1	5,060	1	5,575	1	5,710
Superintendent of brick plant.....			1	6,250	1	6,250
GS-8. Range \$4,970 to \$5,760.....	6	30,410	6	31,710	6	32,520
GS-7. Range \$4,525 to \$5,335.....	11	49,795	17	85,025	17	86,645
GS-6. Range \$4,080 to \$4,890.....	9	37,965	4	17,130	4	17,670
GS-5. Range \$3,670 to \$4,180.....	5	17,995	7	26,635	7	27,310
GS-4. Range \$3,415 to \$3,925.....	2	6,670	1	3,500	1	3,585
GS-3. Range \$3,175 to \$3,685.....	1	3,110	1	3,430	1	3,515
Grades established by wage scale board; act of Sept. 1, 1954 (68 Stat. 1106):						
Rates equivalent to less than \$5,440:						
WBR-15. Range \$2.23 to \$2.51.....	6	29,598	2	10,150	2	10,150
WBR-13. Range \$1.96 to \$2.20.....	2	8,480	2	9,278	2	9,402
WBR-10. Range \$1.68 to \$1.92.....	4	14,490	4	15,768	4	15,893
WBR-8. Range \$1.56 to \$1.96.....	6	19,552	6	20,926	6	21,550
Total permanent, departmental.....	59	260,125	59	282,042	59	287,565
Deduct—						
Lapses.....	6.8	30,056	2.6	12,571	2.6	11,421
Portion of salaries shown above paid from other accounts.....	0.8	3,330	0.7	3,125	0.6	3,125
Add—						
Net increase due to changes in pay scales for part of year.....		4,495				
Portion of salaries carried in other position schedules paid from this account.....	2.4	10,769	2.3	10,923	2.2	10,923
Net permanent, departmental (average number, net salary).....	53.8	242,003	58	277,269	58	283,942
Regular pay above 52-week base.....		845		1,150		
Payment above basic rates:						
Overtime and holiday pay.....		1,706		2,200		2,200
Nightwork differential.....		762		900		900
Other payments for personal services:						
Payments to prison inmates.....		52,539		70,000		72,000
01 Personal services.....		297,555		351,519		359,042

# TRUST FUNDS

## GENERAL SERVICES ADMINISTRATION

### RECORDS ACTIVITIES

*Franklin D. Roosevelt Library Fund, General Services Administration*

#### DETAIL OF PERSONAL SERVICES

	1955 actual		1956 estimate		1957 estimate	
	Num-ber	Total salary	Num-ber	Total salary	Num-ber	Total salary
<b>Departmental:</b>						
General schedule grades:						
GS-12. Range \$7,570 to \$8,645:						
Archivist.....	1	\$8,040	1	\$8,645	1	\$8,645
GS-9. Range \$5,440 to \$6,250:						
Archivist.....	1	5,810	1	6,250	1	6,250
GS-5. Range \$3,670 to \$4,480.....	2	7,695	2	8,420	2	8,690
GS-4. Range \$3,415 to \$3,925.....			1	3,685	1	3,670
GS-3. Range \$3,175 to \$3,685.....	2	6,300	1	3,345	1	3,430
Total permanent, departmental.....	6	27,845	6	30,245	6	30,685
Deduct lapses.....		289		361	0.1	385
Add net increase due to changes in pay scales for part of year.....		639				
Net permanent, departmental (average number, net salary).....	6	28,195	6	29,884	5.9	30,300
Regular pay above 52-week base.....		107		116		
Payment above basic rates: Overtime and holiday pay.....		29				
Excess of annual leave earned over leave taken.....				300		
Deduct excess of annual leave taken over leave earned.....		1,756				
<b>01 Personal services.....</b>		<b>26,575</b>		<b>30,300</b>		<b>30,300</b>

*National Archives Trust Fund, General Services Administration*

#### DETAIL OF PERSONAL SERVICES

	1955 actual		1956 estimate		1957 estimate	
	Num-ber	Total salary	Num-ber	Total salary	Num-ber	Total salary
<b>Departmental:</b>						
General schedule grades:						
GS-7. Range \$4,525 to \$5,335.....	1	\$4,580	1	\$5,065	1	\$5,200
GS-5. Range \$3,670 to \$4,480.....	3	11,230	3	12,495	3	12,765
GS-4. Range \$3,415 to \$3,925.....	1	3,575	1	3,925	1	3,925
GS-3. Range \$3,175 to \$3,685.....	2	6,540	2	7,200	2	7,370
Total permanent, departmental.....	7	25,925	7	28,685	7	29,260
Deduct lapses.....	0.2	731		95	0.1	560
Add net increase due to changes in pay scales for part of year.....		611				
Net permanent, departmental (average number, net salary).....	6.8	25,805	7	28,590	6.9	28,700
Regular pay above 52-week base.....		100		110		
Payment above basic rates.....		20				
Excess of annual leave earned over leave taken.....		2,411				
<b>01 Personal services.....</b>		<b>28,336</b>		<b>28,700</b>		<b>28,700</b>

*Other Trust Funds, General Services Administration*

#### DETAIL OF PERSONAL SERVICES

	1955 actual		1956 estimate		1957 estimate	
	Num-ber	Total salary	Num-ber	Total salary	Num-ber	Total salary
<b>Departmental:</b>						
General schedule grades:						
GS-4. Range \$3,415 to \$3,925.....	1	\$3,655	1	\$3,925	1	\$3,925
GS-3. Range \$3,175 to \$3,685.....	2	6,220	2	6,775	2	6,860
Total permanent, departmental.....	3	9,875	3	10,700	3	10,785
Deduct lapses.....	0.3	866		41		85
Add net increase due to changes in pay scales for part of year.....		224				
Net permanent, departmental (average number, net salary).....	2.7	9,233	3	10,659	3	10,700
Regular pay above 52-week base.....		38		41		
<b>01 Personal services.....</b>		<b>9,271</b>		<b>10,700</b>		<b>10,700</b>

## DEPARTMENT OF AGRICULTURE

### AGRICULTURAL MARKETING SERVICE

*Trust Funds, Agricultural Marketing Service*

#### DETAIL OF PERSONAL SERVICES

	1955 actual		1956 estimate		1957 estimate	
	Num-ber	Total salary	Num-ber	Total salary	Num-ber	Total salary
<b>Departmental:</b>						
General schedule grades:						
GS-16. Range \$12,900 to \$13,760:						
Division director.....	1	\$12,400	1	\$13,545	1	\$13,545
GS-15. Range \$11,610 to \$12,690:						
Assistant to division director.....	1	11,800				
GS-14. Range \$10,320 to \$11,395:						
Assistant to deputy administrator.....	1	10,600	1	11,395	1	11,395
Branch chief.....	5	52,000	5	55,255	5	55,470
Chief auditor.....			1	10,535	1	10,535
Deputy division director.....			1	10,320	1	10,320
GS-13. Range \$8,990 to \$10,065:						
Assistant branch chief.....	1	8,360	1	9,205	1	9,205
Assistant to division director.....	1	8,360	2	19,700	2	19,700
Dairy products grader.....	1	8,360	1	9,205	1	9,205
Employment officer.....	1	8,960	1	9,850	1	9,850
Marketing specialist.....	1	8,360	1	8,990	1	8,990
Section head.....	1	9,360	2	19,055	2	19,055
Veterinarian.....			1	10,065	1	10,065
GS-12. Range \$7,570 to \$8,645:						
Accountant.....	1	7,440				
Assistant chief investigator.....	1	8,040	1	8,645	1	8,645
Assistant to division director.....	1	7,440				
Assistant section chief.....			1	7,570	1	7,570
Employment officer.....	1	7,640	1	8,430	1	8,430
Grain marketing specialist.....	1	7,240	1	8,000	1	8,000
Marketing specialist.....	2	15,280	2	17,075	2	17,075
Poultry inspector and grader.....	1	7,640				
Section head.....	1	7,240	1	7,570	1	7,570
Systems accountant.....	2	14,080	1	8,215	1	8,215
Veterinarian.....	1	7,640	1	8,430	1	8,430
GS-11. Range \$6,390 to \$7,465:						
Accountant.....	1	5,940	1	6,390	1	6,605
Administrative officer.....	3	18,220	2	13,640	2	13,640
Assistant section head.....	1	8,040	1	7,680	1	7,680
Dairy products grader.....	1	6,140	1	6,605	1	6,820
Marketing specialist.....	2	12,680	2	13,640	2	13,555
Meat grader.....	2	11,880	1	6,390	1	6,605
Methods examiner.....	1	6,340	1	6,820	1	6,820
Poultry grader.....	1	5,940	1	6,390	1	6,605
Price analyst.....	1	6,940				
Qualifications rating examiner.....	1	6,140	1	6,820	1	6,820
Records management analyst.....	2	11,880	1	6,605	1	6,605
Systems accountant.....	2	13,280	2	14,285	2	14,285
GS-9. Range \$5,440 to \$6,250:						
Administrative assistant.....	3	16,930	3	18,615	3	18,615
Budget analyst.....	1	5,310	1	5,845	1	5,845
Dairy products grader.....	1	5,560	1	6,115	1	6,115
Fruit and vegetable inspector.....	1	5,435	1	5,845	1	5,845
Hay inspector.....	1	5,310	1	5,845	1	5,845
Information specialist.....	1	5,810	1	6,250	1	6,250
Methods examiner.....	3	15,805	1	5,980	1	5,980
Methods and procedure analyst.....	1	5,310	1	5,710	1	5,710
Placement officer.....	1	5,435	1	5,980	1	5,980
Property management analyst.....	1	5,185	1	5,710	1	5,710
Property officer.....	1	5,185				
Records management analyst.....	1	5,685				
Systems accountant.....	1	5,935	1	6,385	1	6,385
GS-8. Range \$4,970 to \$5,780.....	3	15,985	1	5,780	1	5,780
GS-7. Range \$4,525 to \$5,335.....	15	70,075	10	50,515	10	50,515
GS-6. Range \$4,080 to \$4,890.....	2	8,840	2	9,645	2	9,645
GS-5. Range \$3,670 to \$4,480.....	30	119,550	36	151,830	36	152,235
GS-4. Range \$3,415 to \$3,925.....	33	117,415	28	104,120	28	104,375
GS-3. Range \$3,175 to \$3,685.....	21	66,190	16	54,880	16	55,050
GS-2. Range \$2,960 to \$3,470.....	5	14,870	2	6,430	2	6,515
GS-1. Range \$2,690 to \$3,200.....	7	19,180	7	21,380	7	21,550
Ungraded positions at annual rates less than \$5,440.....	6	19,244	2	6,762	2	6,762
Ungraded positions at hourly rates equivalent to less than \$5,440.....			2	7,925	2	7,925
Total permanent, departmental.....	182	877,864	160	853,867	160	856,242
Deduct—						
Lapses.....	39.6	167,398	9.1	42,449	9.1	54,264
Portion of salaries shown above paid from other accounts.....	5	30,230	9	61,997	9	61,997
Portion of salaries paid by States.....	0.9	3,120	0.9	3,120	0.9	3,120
Add portion of salaries carried in other position schedules paid from this account.....	8.5	46,418	7.5	46,031	7.5	46,031
Net permanent, departmental (average number, net salary).....	145	723,534	148.5	792,332	148.5	782,892
Positions other than permanent:						
Part-time employment.....		800				
Intermittent employment.....		428				
Regular pay above 52-week base.....		3,526		3,060		

DEPARTMENT OF AGRICULTURE—Continued

AGRICULTURAL MARKETING SERVICE—Continued

Trust Funds, Agricultural Marketing Service—Continued

DETAIL OF PERSONAL SERVICES—continued

Table with columns: 1955 actual, 1956 estimate, 1957 estimate. Rows include Departmental—Continued, Field, General schedule grades (GS-13, GS-12, GS-11, GS-10, GS-9, GS-7, GS-6, GS-5, GS-4, GS-3, GS-2, GS-1), and Ungraded positions at annual rates.

DETAIL OF PERSONAL SERVICES—continued

Table with columns: 1955 actual, 1956 estimate, 1957 estimate. Rows include Field—Continued, Ungraded positions at annual rates—Continued, Ungraded positions at hourly rates equivalent to less than \$5,440, Total permanent, field, Deduct—Lapses, Portion of salaries shown above paid from other accounts, Portion of salaries paid by States, Add—Portion of salaries carried in other positions schedules paid from this account, Net increase due to changes in pay scales for part of year, Net permanent, field (average number, net salary), Positions other than permanent: Temporary employment, Part-time employment, Intermittent employment, Regular pay above 52-week base, Payment above basic rates: Overtime and holiday pay, Nightwork differential, Additional pay for service abroad, All personal services, field, 01 Personal services.

FARMERS' HOME ADMINISTRATION

State Rural Rehabilitation Funds, Farmers' Home Administration, Department of Agriculture

DETAIL OF PERSONAL SERVICES

Table with columns: 1955 actual, 1956 estimate, 1957 estimate. Rows include Field: General schedule grades (GS-11, GS-9, GS-7, GS-5, GS-4, GS-3, GS-2), Total permanent, field, Deduct—Lapses, Portion of salaries shown above paid from other accounts, Add—Portion of salaries carried in other position schedules paid from this account, Net increase due to changes in pay scales for part of year, Net permanent, field (average number, net salary), Positions other than permanent: Temporary employment, Regular pay above 52-week base, 01 Personal services.

### DEPARTMENT OF HEALTH, EDUCATION, AND WELFARE

#### PUBLIC HEALTH SERVICE

Trust Funds, Public Health Service

DETAIL OF PERSONAL SERVICES

	1955 actual		1956 estimate		1957 estimate	
	Num-ber	Total salary	Num-ber	Total salary	Num-ber	Total salary
<b>Field:</b>						
General schedule grades:						
GS-6. Range \$4,080 to \$4,890.....	1	\$4,295	1	\$4,755	1	\$4,755
GS-5. Range \$3,670 to \$4,480.....	1	3,410	1	3,805	1	3,805
Ungraded positions at annual rates of \$5,440 and above:						
Scientist.....	4	28,000	1	5,600	1	5,600
Total permanent, field.....	6	35,705	3	14,160	3	14,160
Deduct lapses.....	0.7	4,025	0.2	972	0.6	3,078
Add net increase due to changes in pay scales for part of year.....		177				
Net permanent, field (average number, net salary).....	5.3	31,857	2.8	13,188	2.4	11,082
Positions other than permanent: Temporary employment.....		154				
Regular pay above 52-week base.....		136		55		
01 Personal services.....		32,147		13,243		11,082

### DEPARTMENT OF THE INTERIOR

#### BUREAU OF INDIAN AFFAIRS

Indian Moneys, Proceeds of Labor, Agencies, Schools, Etc.

DETAIL OF PERSONAL SERVICES

	1955 actual		1956 estimate		1957 estimate	
	Num-ber	Total salary	Num-ber	Total salary	Num-ber	Total salary
<b>BUREAU OF INDIAN AFFAIRS</b>						
<b>Field:</b>						
General schedule grades:						
GS-13. Range \$8,990 to \$10,065:						
Administrative assistant.....	1	\$8,990	1	\$8,990	1	\$8,990
Special assistant to area director.....	2	18,625				
GS-12. Range \$7,570 to \$8,645:						
Administrative assistant.....	1	\$7,840	1	8,215		
Supervisory electronic engineer.....	1	7,040	1	7,570	1	7,570
GS-11. Range \$6,390 to \$7,465:						
Administrative assistant.....	1	5,940	1	6,390	1	6,390
Position classifier.....	1		1	6,605		
GS-9. Range \$5,440 to \$6,250:						
Administrative assistant.....	3	16,080	2	11,355	1	5,440
Construction and maintenance supervisor.....	1	5,440	1	5,575	1	5,710
Electronics specialist.....	1	5,435	1	5,435	1	5,845
Fiscal accountant.....				6,250		
Procurement officer.....	1	5,310	1	5,845		
Property and supply officer.....	1	5,310	1	5,845	1	5,980
Realty assistant.....	1	5,440	1	5,575	1	5,710
Storekeeper.....	1	5,435	1	5,845	1	5,845
GS-8. Range \$4,970 to \$5,780.....						
GS-7. Range \$4,525 to \$5,335.....	6	26,745	17	82,055	17	82,535
GS-6. Range \$4,080 to \$4,890.....	2	7,590	3	13,185	3	13,455
GS-5. Range \$3,670 to \$4,480.....	15	56,945	19	78,475	19	78,100
GS-4. Range \$3,415 to \$3,925.....	41	139,815	34	123,675	34	124,950
GS-3. Range \$3,175 to \$3,685.....	65	203,410	65	211,015	55	182,055
GS-2. Range \$2,960 to \$3,470.....	31	90,735	30	89,590	26	80,740
GS-1. Range \$2,690 to \$3,200.....	2	5,000	1	2,500	1	2,690
Ungraded positions at hourly rates: Equivalent to \$5,440 or above:						
Master.....			1	12,798	1	12,798
Chief engineer.....			1	12,473	1	12,473
First assistant engineer.....			1	7,997	1	7,997
First officer.....			1	7,325	1	7,325
Second assistant engineer.....			1	7,527	1	7,527
Chief steward.....			1	6,705	1	6,705
Chief radio operator.....			1	6,880	1	6,880
Administrative clerk.....			1	6,566	1	6,566
Third assistant engineer.....			1	6,896	1	6,896
Second officer.....			1	6,541	1	6,541
Third engineer.....			1	7,258	1	7,258
Third officer.....			1	6,324	1	6,324
Chief cook.....			1	5,556	1	5,556
Baker.....			1	5,556	1	5,556
Electrician.....			1	6,199	1	6,199
Equivalent to less than \$5,440.....	211	732,344	258	919,532	257	915,464
Total permanent, field.....	386	1,336,974	459	1,746,258	437	1,655,715
Deduct lapses.....	49.1	171,940	45	146,470	32	117,890
Add net increase due to changes in pay scale for part of year.....		26,446				
Net permanent, field (average number, net salary).....	336.9	1,191,480	414	1,599,788	405	1,537,825
Positions other than permanent:						
Temporary employment.....		195,620		190,493		88,684
Intermittent employment.....		163,171		92,671		45,544

DETAIL OF PERSONAL SERVICES—continued

	1955 actual		1956 estimate		1957 estimate	
	Num-ber	Total salary	Num-ber	Total salary	Num-ber	Total salary
<b>Field—Continued</b>						
Regular pay above 52-week base.....		\$4,755		\$5,895		
Payment above basic rates:						
Overtime and holiday pay.....		14,487		16,200		\$16,200
Nightwork differential.....		1,398		1,200		1,200
Additional pay for service abroad.....		40,262		37,504		39,250
Total personal services, Bureau of Indian Affairs.....	1,611,173		1,853,751		1,728,703	
<b>ALLOCATION TO DEPARTMENT OF AGRICULTURE</b>						
<b>Field:</b>						
Ungraded positions at hourly rates equivalent to less than \$5,440.....	3	5,406	4	8,700		
Regular pay above 52-week base.....		20		40		
Total personal services, Department of Agriculture.....		5,426		8,740		
01 Personal services.....		1,616,599		1,862,491		1,728,703

### DEPARTMENT OF JUSTICE

#### FEDERAL PRISON SYSTEM

Commissary Funds, Federal Prisons

DETAIL OF PERSONAL SERVICES

	1955 actual		1956 estimate		1957 estimate	
	Num-ber	Total salary	Num-ber	Total salary	Num-ber	Total salary
<b>Departmental:</b>						
General schedule grades:						
GS-9. Range \$5,440 to \$6,250:			1	\$5,440	1	\$5,440
Supervisor of commissaries.....	2	\$10,035	1	5,335	1	5,335
GS-7. Range \$4,525 to \$5,335.....	1	3,410	1	3,670	1	3,805
GS-5. Range \$3,670 to \$4,480.....						
Total permanent, departmental.....	3	13,445	3	14,415	3	14,580
Deduct lapses.....	1	4,246				
Add net increase due to changes in pay scales for part of year.....		119				
Net permanent, departmental (average number net salary).....	2	9,318	3	14,445	3	14,580
Regular pay above 52-week base.....		21		55		
All personal services, departmental.....		9,339		14,500		14,580
<b>Field:</b>						
General schedule grades:						
GS-9. Range \$5,440 to \$6,250:			1	5,810	1	6,375
Prison clerk supervisor.....	4	19,570	4	21,205	5	26,135
GS-7. Range \$4,525 to \$5,335.....	11	48,480	12	58,410	11	53,250
GS-6. Range \$4,080 to \$4,890.....	27	106,960	30	126,165	29	125,080
GS-5. Range \$3,670 to \$4,480.....	3	11,445				
Total permanent, field.....	46	192,265	47	212,155	46	210,840
Deduct lapses.....	1	4,710	1	4,400	1	4,320
Add net increase due to changes in pay scales for part of year.....		7,981				
Net permanent, field (average number, net salary).....	45	195,536	46	207,755	45	206,520
Regular pay above 52-week base.....		722		945		
Payment above basic rates:						
Overtime and holiday pay.....		1,045		1,300		1,400
Nightwork differential.....		421		500		500
All personal services, field.....		197,724		210,500		208,420
01 Personal services.....		207,063		225,000		223,000

### DEPARTMENT OF LABOR

#### BUREAU OF EMPLOYEES' COMPENSATION

Advances and Reimbursements, Labor, Employees' Compensation (Trust fund)

DETAIL OF PERSONAL SERVICES

	1955 actual		1956 estimate		1957 estimate	
	Num-ber	Total salary	Num-ber	Total salary	Num-ber	Total salary
<b>Departmental:</b>						
General schedule grades:						
GS-14. Range \$10,320 to \$11,395:			1	\$11,180	1	\$11,180
Deputy commissioner.....	1	\$10,200	1	7,570	1	7,570
GS-12. Range \$7,570 to \$8,645:						
Assistant deputy commissioner.....	1	8,040	1	7,570	1	7,570
GS-10. Range \$5,915 to \$6,725:						
Claims examiner.....	5	30,500	5	33,220	5	33,220
OS-9. Range \$5,440 to 6,250:						
Claims examiner.....	1	5,810	1	6,250	1	6,250

**DEPARTMENT OF LABOR—Continued**

**BUREAU OF EMPLOYEES' COMPENSATION—Continued**

*Advances and Reimbursements, Labor Employees' Compensation (Trust fund)—Continued*

**DETAIL OF PERSONAL SERVICES—continued**

	1955 actual		1956 estimate		1957 estimate	
	Num-ber	Total salary	Num-ber	Total salary	Num-ber	Total salary
Departmental—Continued						
General schedule grades—Continued						
GS-7. Range \$4,525 to \$5,335.....	1	\$4,455	1	\$4,930	1	\$4,930
GS-5. Range \$3,670 to \$4,480.....	6	24,460	6	25,745	6	26,745
GS-4. Range \$3,415 to \$3,925.....	6	20,970	6	22,785	6	22,785
GS-3. Range \$3,175 to \$3,685.....	9	29,270	9	31,380	9	31,380
GS-2. Range \$2,960 to \$3,470.....	8	24,640	8	26,060	8	26,060
Total permanent, departmental.....	38	158,345	38	170,120	38	170,120
Deduct lapses.....	2	8,348	0.8	3,707	0.7	3,070
Add net increase due to changes in pay scales for part of year.....		3,405				
Net permanent, departmental (average number, net salary).....	36	153,402	37.2	166,413	37.3	167,050
Regular pay above 52-week base.....		597		637		
Payment above basic rates: Overtime and holiday pay.....		20				
Other payments for personal services: Payments to other agencies for reimbursable details.....		9,396		9,850		9,850
01 Personal services.....		163,415		176,900		176,900

**TREASURY DEPARTMENT**

**BUREAU OF CUSTOMS**

*Trust Funds, Bureau of Customs*

**DETAIL OF PERSONAL SERVICES**

	1955 actual		1956 estimate		1957 estimate	
	Num-ber	Total salary	Num-ber	Total salary	Num-ber	Total salary
Field:						
General schedule grades:						
GS-14. Range \$10,320 to \$11,395: Collector.....	1	\$9,600	1	\$10,535	1	\$10,535
GS-13. Range \$8,990 to \$10,065: Collector, assistant.....	1	8,760	1	9,635	1	9,850
GS-12. Range \$7,570 to \$8,645: Appraiser.....	1	7,440	1	8,215	1	8,215
Chemist.....	1	7,040	1	7,570	1	7,785
Collector.....	1	7,440	1	8,215	1	8,215
GS-11. Range \$6,390 to \$7,465: Administrative officer.....	2	13,280	2	14,500	2	14,500
Criminal investigator, supervising.....	1	6,540	1	7,250	1	7,250
Examiner.....	1	6,540	1	7,035	1	7,250
Inspector, supervising.....	1	6,740	1	7,465	1	7,465
GS-10. Range \$5,915 to \$6,725: Accountant, fiscal.....	1	6,250	1	6,860	1	6,860
Examiner.....	4	24,375	4	26,495	4	26,765
Inspector, supervising.....	2	12,000	2	13,045	2	13,180
Liquidator.....	1	6,375	1	6,860	1	6,995
Marine officer.....	1	6,000	1	6,590	1	6,725
GS-9. Range \$5,440 to \$6,250: Admeasurer.....	1	5,685	1	6,250	1	6,250
Appraiser.....	1	5,685	1	6,250	1	6,250
Collector, assistant.....	1	5,090	1	5,575	1	5,710
Collector, deputy in charge.....	4	22,865	4	24,865	4	26,270
Criminal investigator.....	1	5,310	1	5,710	1	5,710
Entry officer.....	3	16,930	3	18,480	3	18,750
Inspector.....	1	5,560	1	6,115	1	6,250
Inspector, supervising.....	4	22,240	4	24,460	4	25,000
Liquidator.....	2	10,995	2	11,960	2	12,230
GS-8. Range \$4,970 to \$5,780.....	57	288,175	57	317,445	57	321,630
GS-7. Range \$4,525 to \$5,335.....	2	9,160	2	10,130	2	10,400
GS-6. Range \$4,080 to \$4,890.....	5	21,225	5	23,370	5	23,910
GS-5. Range \$3,670 to \$4,480.....	47	182,770	47	201,245	47	204,755
GS-4. Range \$3,415 to \$3,925.....	22	75,225	22	82,780	22	84,310
GS-3. Range \$3,175 to \$3,685.....	11	35,090	11	38,495	11	39,260
GS-2. Range \$2,960 to \$3,470.....	11	32,730	11	36,045	11	36,810
GS-1. Range \$2,690 to \$3,200.....	2	5,400	2	5,975	2	6,145
Ungraded positions at hourly rates equivalent to less than \$5,440.....	33	98,178	33	105,430	33	105,430
Total permanent, field.....	227	976,663	227	1,070,850	227	1,085,660
Deduct lapses.....	2.7	17,292	3.3	23,525	3.3	30,860
Net permanent (average number, net salary).....	224.3	959,371	223.7	1,047,325	223.7	1,054,800
Positions other than permanent: Intermittent employment.....		596		706		700
Regular pay above 52-week base.....		12,562		24,125		
Payment above basic rates: Overtime and holiday pay.....		126,113		126,000		126,000
Nightwork differential.....		6,982		7,000		7,000
Additional pay for service abroad.....		244,628		253,000		247,000
Uniform allowances.....				9,300		0,300
01 Personal services.....		1,350,252		1,467,450		1,444,800

**DETAIL OF PERSONAL SERVICES—continued**

	1955 actual	1956 estimate	1957 estimate
Salaries and wages in the foregoing schedule are distributed as follows:			
"Refunds, transfers, and expenses of operation, Puerto Rico, Bureau of Customs".....	\$1,235,193	\$1,351,000	\$1,327,000
"Refunds, transfers, and expenses of operation, Virgin Islands, Bureau of Customs".....	116,059	116,450	117,800

**INTERNAL REVENUE SERVICE**

*Expenses, Treasury Department, Enforcement Title III, National Prohibition Act, as Amended, Puerto Rico and Virgin Islands*

**DETAIL OF PERSONAL SERVICES**

	1955 actual		1956 estimate		1957 estimate	
	Num-ber	Total salary	Num-ber	Total salary	Num-ber	Total salary
Field:						
General schedule grades:						
GS-12. Range \$7,570 to \$8,645: Supervisor in charge.....	1	\$7,040	1	\$7,625	1	\$7,790
GS-10. Range \$5,915 to \$6,725: Chemist.....	1	5,875	1	6,419	1	6,554
GS-9. Range \$5,440 to \$6,250: Inspector.....	3	16,680	3	18,157	3	18,623
GS-8. Range \$4,970 to \$5,780.....	7	35,465	7	38,673	7	39,393
GS-7. Range \$4,525 to \$5,335.....	4	19,695	4	21,290	4	21,326
GS-6. Range \$4,080 to \$4,890.....	1	4,545	1	4,890	1	4,890
GS-4. Range \$3,415 to \$3,925.....	1	3,495	1	3,840	1	3,926
GS-3. Range \$3,175 to \$3,685.....	2	6,860	2	7,381	2	7,381
Total permanent, field.....	20	99,655	20	108,275	20	109,883
Deduct lapses.....		1,015				
Add net increase due to changes in pay scales for part of year.....		2,326				
Net permanent, field (average number, net salary).....	20	100,966	20	108,275	20	109,883
Regular pay above 52-week base.....		475		416		
Payment above basic rates: Overtime and holiday pay.....		145				
Nightwork differential.....		7				
Additional pay for service abroad.....		18,364		34,050		27,472
01 Personal services.....		119,957		142,771		137,355

**DISTRICT OF COLUMBIA**

*Fees and Other Collections, Recreation Board, District of Columbia*

**DETAIL OF PERSONAL SERVICES**

	1955 actual		1956 estimate		1957 estimate	
	Num-ber	Total salary	Num-ber	Total salary	Num-ber	Total salary
Departmental:						
General schedule grades:						
GS-5. Range \$3,670 to \$4,480.....	1	\$3,785	1	\$4,210	1	\$4,345
Add net increase due to changes in pay scales for part of year.....		43				
Net permanent, departmental (average number, net salary).....	1	3,828	1	4,210	1	4,345
Positions other than permanent: Intermittent employment.....		63,725		74,000		75,017
Regular pay above 52-week base.....		9		16		
01 Personal services.....		67,562		78,226		79,362

*Grants by Children's Bureau, Department of Health, Education, and Welfare, District of Columbia*

**DETAIL OF PERSONAL SERVICES**

	1955 actual		1956 estimate		1957 estimate	
	Num-ber	Total salary	Num-ber	Total salary	Num-ber	Total salary
Departmental:						
General schedule grades:						
GS-14. Range \$10,320 to \$11,395: Chief, local maternal and child health.....	1	\$9,600	1	\$11,395	1	\$11,395
Medical officer.....	1	9,600	1	11,395	1	11,395
Medical specialist.....	1	11,395	1	11,395	1	11,395
GS-13. Range \$8,990 to \$10,065: Clinical director and pediatrician.....	1	8,360	1	10,065	1	10,065

DETAIL OF PERSONAL SERVICES—continued

Table with columns: 1955 actual (Num-ber, Total salary), 1956 estimate (Num-ber, Total salary), 1957 estimate (Num-ber, Total salary). Rows include Departmental—Continued, General schedule grades—Continued, and various job titles like Medical psychiatric social worker, etc.

Grants by Public Health Service, Department of Health, Education, and Welfare, District of Columbia

DETAIL OF PERSONAL SERVICES

Table with columns: 1955 actual (Num-ber, Total salary), 1956 estimate (Num-ber, Total salary), 1957 estimate (Num-ber, Total salary). Rows include Departmental, General schedule grades, and various job titles like Medical officer, Health education specialist, etc.

Miscellaneous Trust Fund Deposits, District of Columbia

DETAIL OF PERSONAL SERVICES

Table with columns: 1955 actual (Num-ber, Total salary), 1956 estimate (Num-ber, Total salary), 1957 estimate (Num-ber, Total salary). Rows include Departmental, General schedule grades, and various job titles like Railway cost engineer, Accountant and auditor, etc.

Redevelopment Program, Redevelopment Land Agency, District of Columbia


DETAIL OF PERSONAL SERVICES

Table with columns: 1955 actual (Num-ber, Total salary), 1956 estimate (Num-ber, Total salary), 1957 estimate (Num-ber, Total salary). Rows include Departmental, General schedule grades, and various job titles like Executive director, Assistant executive director, etc.

Welfare Funds, Department of Corrections, District of Columbia

DETAIL OF PERSONAL SERVICES

01 Personal services: Payments to prison inmates—1955, \$2,106; 1956, \$2,100; 1957, \$2,100.





# INDEX

<b>A</b>		<b>C</b>	
Abaca fiber program.....	78	Canal Zone Government.....	219-220
Accounts, Bureau of.....	314-315	Cancer Institute, National.....	237-238
Administrative Office, United States Courts.....	11	Canteen Service, Veterans Administration.....	70-71
Administrative operations fund, General Services Administration.....	81-83	Capital Parks, National, District of Columbia.....	341-342
Administrator, Office of, General Services Administration.....	78	Capitol, Architect of the.....	1-2
Administrator, Office of the, Housing and Home Finance Agency.....	85-87	Catalog cards, Library of Congress.....	4-5
Advisory Committee on Weather Control.....	21	Cemeterial expenses, Army.....	215
Aeronautics, Bureau of, Navy Department.....	165-168	Census Bureau.....	120-121
Aeronautics, National Advisory Committee for.....	39-41	Certification services, Food and Drug Administration.....	225-226
Aeronautics Administration, Civil.....	121-125, 137	Children's Bureau.....	244-245
Aeronautics Board, Civil.....	125-126	Civil Aeronautics Administration.....	121-125, 136
Agency, <i>see</i> individual agencies.		Civil Aeronautics Board.....	125-126
Agricultural commodities, removal of surplus.....	114-115	Civil defense, District of Columbia.....	334
Agricultural Conservation Program Service.....	102	Civil Defense Administration, Federal.....	27-31
Agricultural Marketing Service.....	102-105, 114-116, 345-346	Civil defense functions of Federal agencies.....	29-31
Agricultural Research Service.....	93-96	Civil Service Commission.....	25-27
Agricultural Service, Foreign.....	105-106, 116	Claims, Court of.....	10
Agriculture, Department of.....	93-117, 345-346	Claims of persons of Japanese ancestry.....	284
Air Force, Department of the—Civil Functions.....	220	Coast and Geodetic Survey.....	126-127
Air Force, Department of the—Military Functions.....	192-209, 214	Coast Guard.....	322-324, 328
Air navigation development.....	125	Commerce, Department of.....	119-139
Air-navigation facilities.....	124	Commissaries, narcotic hospitals.....	248
Airport, Washington National.....	124	Commissary funds, Federal prisons.....	347
Airports, public, Alaska.....	124	Commission, <i>see</i> individual commissions.	
Alaska Communication System.....	157-158	Commissioner's Office, Social Security Administration.....	245
Alaska public works.....	273	Commodity Exchange Authority.....	106
Alaska Railroad.....	277-278	Commodity Stabilization Service.....	106-108
Alaska road construction, maintenance, and operation.....	273-274	Communicable diseases, control.....	232
Alcoholics rehabilitation program, District of Columbia.....	342	Construction:	
Alien Property, Office of.....	288	Alaska roads.....	273-274
American Battle Monuments Commission.....	21	Bonneville Power Administration.....	253-254
Antitrust Division.....	282-283	Hospital, Public Health Service, grants for.....	233-234
Appeals courts, district courts, and other judicial services.....	10-12	International Boundary and Water Commission, United States and Mexico.....	309-310
Apprenticeship, Bureau of.....	293	Land Management, Bureau of.....	256
Aqueduct, Washington.....	341	Military, Army.....	153, 158-159
Architect of the Capitol.....	1-2	Construction services:	
Archives, National.....	345	District of Columbia.....	343
Archives and Records Service, National.....	76	General Services Administration, public buildings.....	79-80
Armory Board, District of Columbia.....	344	Public Health Service hospitals.....	234
Army, Department of the—Civil Functions.....	215-220, 221-224	Copyright Office, Library of Congress.....	4
Army, Department of the—Military Functions.....	144-161, 209-213	Corporation, <i>see</i> individual corporations.	
Army National Guard.....	153-154	Corporation Counsel, District of Columbia.....	330
Art, National Gallery of.....	50	Corps of Engineers.....	215-218
Arthritis and metabolic disease activities.....	240	Corrections, Department of, District of Columbia.....	336, 349
Assistance, Public, Bureau of.....	244	Courts, District of Columbia.....	334-335
Assistance to States, Public Health Service.....	230	Courts, United States.....	9-12
Atomic Energy Commission.....	21-25	Credit Unions, Federal, Bureau of.....	248
Attorneys, United States.....	283	Critical materials, General Services Administration.....	77-78
<b>B</b>		Customs, Bureau of.....	317-318, 348
Battle Monuments Commission, American.....	21	Customs and Patent Appeals, Court of.....	9
Blind, books for.....	5	Customs Court.....	10
Blindness and neurology activities.....	241	<b>D</b>	
Board, <i>see</i> individual boards.		Defense, Department of—Civil Functions.....	215-224
Bonneville Power Administration.....	253-254	Defense, Department of—Military Functions.....	141-214
Boston National Historic Sites Commission.....	36	Defense production, expansion of.....	18-19
Botanic Garden.....	2-3	Defense Services Administration, Business and.....	127-128
Budget, Bureau of the.....	14	Dental health activities.....	239-240
Buildings:		Department, <i>see</i> individual departments.	
Acquisition of, abroad, State.....	306-307	Disbursement, Division of.....	314-315
And facilities, Federal Prison System.....	288	Disease and sanitation investigations and control, Alaska.....	233
And Grounds, Architect of the Capitol.....	1-2	Diseases, control.....	230-232, 233
And Grounds, Department of, District of Columbia.....	337-338, 343	District of Columbia.....	329-344, 348-349
Federally owned, outside District of Columbia, repair, improvement, and equipment.....	73-74	Domiciliary facilities, Veterans Administration.....	61
Sites and planning, purchase contract, and public buildings projects.....	74	<b>E</b>	
Buildings management fund.....	79	Economic Advisers, Council of.....	14
Bureau, <i>see</i> individual bureaus.		Economics, Business, Office of.....	129-130
Business and Defense Services Administration.....	127-128	Education, Office of.....	227-229
Business Economics, Office of.....	129-130	Education, White House Conference on.....	228-229
		Educational agency for surplus property, District of Columbia.....	344

	Page
Educational exchange.....	309-310
Eglin Field Reservation, wildlife conservation.....	220
Employees' Compensation, Bureau of.....	295-296, 347-348
Employment Security, Bureau of.....	293-294
Employment service administration, grants to States.....	294
Engineers, Corps of.....	215-218
Engraving and Printing, Bureau of.....	326-328
Executive Mansion and Grounds.....	13
Executive Office, District of Columbia.....	329
Executive Office of the President.....	13-16
Export control.....	129
Export-Import Bank of Washington.....	63
Extension Service.....	96-97

## F

Facilities, Post Office Department.....	301-302
Farm Credit Administration.....	62, 63-64
Farm labor, Mexican.....	294-295
Farmer Cooperative Service.....	97-98
Farmers' Home Administration.....	110-111, 115, 116, 346
Federal Bureau of Investigation.....	284-285
Federal Civil Defense Administration.....	27-31
Federal Coal Mine Safety Board of Review.....	31
Federal Communications Commission.....	32
Federal Credit Unions, Bureau of.....	248
Federal Crop Insurance Corporation.....	109
Federal Extension Service.....	96-97
Federal Facilities Corporation.....	325
Federal Home Loan Bank Board.....	64-65
Federal Housing Administration.....	87-89
Federal intermediate credit banks.....	63
Federal Mediation and Conciliation Service.....	33
Federal National Mortgage Association.....	86-87
Federal Power Commission.....	33-34
Federal Prison Industries, Inc.....	289
Federal Prison System.....	286-288, 289, 347
Federal Savings and Loan Insurance Corporation.....	65
Federal Supply Service.....	74-75
Federal Trade Commission.....	34-35
Field Administration, Office of, Health, Education, and Welfare.....	247
Finance, Post Office Department.....	301
Fine Arts, Commission of.....	253
Fire Department, District of Columbia.....	333
Fish and Wildlife Service.....	270-272
Flood control, Army.....	215-218
Food and Drug Administration.....	225-226, 249
Food services fund, public school, District of Columbia.....	343
Foreign affairs, administration.....	303-307, 311
Foreign Agricultural Service.....	105-106, 116
Foreign aid procurements.....	80-81
Foreign Claims Settlement Commission.....	35
Foreign Commerce, Bureau of.....	128-129
Foreign quarantine service, Public Health Service.....	235-236
Forest Service.....	98-100
Franklin D. Roosevelt Library.....	345
Freedmen's Hospital.....	226
Funds appropriated to the President.....	17-19

## G

Gallaudet College.....	226-227
Gas and Oil, Office of.....	251
General Accounting Office.....	35-36
General administration, Commerce.....	119, 136
General Administration Department, District of Columbia.....	329-330
General Counsel, Department of Agriculture.....	111-112
General Counsel, Department of Health, Education, and Welfare.....	247
General Services Administration.....	73-83, 345
General supply fund, General Services Administration.....	75, 80
Geodetic Survey, Coast and.....	126-127
Geological Survey.....	262-264
Government and relief in occupied areas, Army.....	218-219
Government Organization, President's Advisory Committee on.....	16
Government Printing Office.....	5-8
Grants by Children's Bureau, District of Columbia.....	348-349
Grants by Public Health Service, District of Columbia.....	319
Guard force, United States Secret Service.....	321

## H

	Page
Health, Education, and Welfare, Department of.....	225-250, 347
Heart Institute, National.....	239
Helium production.....	276-277
Highways, Department of, District of Columbia.....	338-339
Historical commissions.....	36-37
Home Loan Bank Board, Federal.....	64-65
Hospital construction services and grants, Public Health Service.....	233-234
Hospital facilities, Veterans Administration.....	61
Hospitals and medical care, Public Health Service.....	234-235
House Office Buildings.....	2
Housing Administration, Federal.....	87-89
Housing Administration, Public.....	89-91
Housing and Home Finance Agency.....	85-91
Housing Authority, National Capital.....	41
Howard University.....	227

## I

Immigration and Naturalization Service.....	285-286
Inaugural ceremonies, District of Columbia.....	333
Independent offices.....	21-71
Indian Affairs, Bureau of.....	256-259, 347
Indian Claims Commission.....	37
Indian health activities.....	236-237
Indian moneys, proceeds of labor, agencies, schools, etc.....	347
Indian tribal funds.....	259
Industrial fund:	
Air Force.....	214
Army.....	209-212
Navy.....	189-191
Information, Office of, Agriculture.....	113
Information Agency, United States.....	51-54
Inpatient care, Veterans Administration.....	59-60
Inspection services, Food and Drug Administration.....	225-226
Inspections and Licenses, Department of, District of Columbia.....	338
Institutes of Health, National.....	237
Interior, Department of the.....	251-279, 347
Internal Revenue Service.....	318-320, 348
International Boundary and Water Commission, United States and Mexico.....	307-309
International commissions.....	307-309
International commissions, American sections.....	309
International educational exchange activities.....	309
International Geophysical Year.....	44
International organizations and conferences.....	307
Interservice activities, Defense Department.....	143-144
Interstate Commerce Commission.....	37-39

## J

Jamestown-Williamsburg-Yorktown Celebration Commission.....	37
Japanese ancestry, claims of persons of.....	284
Judge Advocate General, Navy Department.....	189
Judges.....	10
Judiciary, The.....	9-12
Justice, Department of.....	281-289, 347

## L

Labor, Department of.....	291-298, 347-348
Labor Relations Board, National.....	42-43
Labor Standards, Bureau of.....	292
Labor Statistics, Bureau of.....	296
Land Management, Bureau of.....	254-256
Legal activities and general administration, Justice.....	281-284
Legislative branch.....	1-8
Legislative garage.....	2
Legislative reference service, Library of Congress.....	4
Library:	
Agriculture.....	113, 116-117
Franklin D. Roosevelt.....	345
Of Congress.....	3-5
Public, District of Columbia.....	332
Library buildings and grounds, Architect of the Capitol.....	2
Licenses and Inspections, Department of, District of Columbia.....	338

<b>M</b>	<b>Page</b>
Maintenance and operation:.....	
Air Force.....	196-209
Alaska Communication System.....	157-158
Army.....	144-153
Bonneville Power Administration.....	253-254
International Boundary and Water Commission, United States and Mexico.....	308
Public airports, Alaska.....	124
Southeastern Power Administration.....	252
Supply depots, Veterans Administration.....	61
United States Soldiers' Home.....	218
Washington National Airport.....	124
Management fund, Army.....	212-213
Management of lands and resources.....	254-256
Marine Corps.....	163-165
Maritime activities.....	130-132, 137-138
Maritime training.....	131-132
Marketing research and service, Agriculture.....	102-104
Marshals, Justice.....	283
Mediation and Conciliation Service, Federal.....	33
Mediation Board, National.....	43
Medical administration, Veterans Administration.....	57-59
Medical care and hospitals, Public Health Service.....	234-235
Medicine and Surgery, Bureau of, Navy Department.....	176-177
Memorial commissions.....	36-37
Mental health activities.....	238
Metabolic disease activities.....	240
Metropolitan Police, District of Columbia.....	332-333
Mexican farm labor.....	294-295
Microbiology activities, Public Health Service.....	240
Military Appeals, Court of.....	143-144
Military construction, Army.....	153, 158-159
Military property, preparation for sale or salvage.....	159-160
Military Sea Transportation Service.....	189-191
Minerals Mobilization, Office of.....	252
Mines, Bureau of.....	264-268, 276-277
Mint, Bureau of the.....	322
Missions to international organizations.....	307
Mortgage Association, Federal National.....	86-87
Motor Vehicle Parking Agency, District of Columbia.....	339-340

<b>N</b>	<b>Page</b>
Narcotic hospitals.....	248, 249
Narcotics, Bureau of.....	320-321
National Advisory Committee for Aeronautics.....	39-41
National Archives.....	345
National Archives and Records Service.....	76
National Board for Promotion of Rifle Practice.....	157
National Bureau of Standards.....	138-139
National Cancer Institute.....	237-238
National Capital Housing Authority.....	41
National Capital Parks, District of Columbia.....	341-342
National Capital Planning Commission.....	41-42
National Gallery of Art.....	50
National Guard, Army.....	153-154
National Guard, District of Columbia.....	341
National Heart Institute.....	239
National Institutes of Health.....	237
National Labor Relations Board.....	42-43
National Mediation Board.....	43
National Park Service.....	268-270
National Railroad Adjustment Board.....	43
National Science Foundation.....	43-44
National Security Council.....	15
National Security Training Commission.....	44
National Zoological Park.....	342
Naturalization and Immigration Service.....	285-286
Naval Operations, Office of the Chief.....	187-189
Naval Personnel, Bureau of.....	161-163
Naval Research, Office of.....	180-182
Navy, Department of the.....	161-191
Neurology and blindness activities.....	241

<b>O</b>	<b>Page</b>
Occupations and Professions, Department of, District of Columbia.....	331
Oil and Gas, Office of.....	251
Old-Age and Survivors Insurance, Bureau of.....	242-244
Operation and regulation, Civil Aeronautics Administration.....	121-124
Ordnance, Bureau of, Navy Department.....	173-176
Outpatient care, Veterans Administration.....	60-61

<b>P</b>	<b>Page</b>
Panama Canal Company.....	221-224
Park, parkway, and playground system, National Capital, land acquisition.....	42
Park Service, National.....	268-270
Patent Appeals and Customs, Court of.....	9
Patent Office.....	132-133
Perishable Agricultural Commodities Act fund.....	114
Personal property activities, General Services Administration.....	74-75, 80
Planning Commission, National Capital.....	41-42
Police, Metropolitan, District of Columbia.....	332-333
Police, White House.....	321
Post Office Department.....	299-302
Power Administration:	
Bonneville.....	253-254
Southeastern.....	252
Southwestern.....	253
Power Commission, Federal.....	33-34
Powerplant, Capitol.....	2
President, Executive Office of the.....	13-16
President, funds appropriated to the.....	17-19
President's Advisory Committee on Government Organization.....	16
Printing and Engraving, Bureau of.....	326-328
Prison Industries, Inc., Federal.....	289
Prison System, Federal.....	286-288, 289, 347
Prisons, Bureau of.....	286-287
Procurement and production, Army.....	160-161
Production credit corporations.....	63-64
Professions and Occupations, Department of, District of Columbia.....	331
Public Affairs, Office of, Defense Department.....	143
Public Assistance, Bureau of.....	244
Public Buildings Service.....	73
Public Debt, Bureau of the.....	315-316
Public health, District of Columbia.....	335-336, 342
Public Health Service.....	230-241, 248, 249-250, 347
Public Housing Administration.....	89-91
Public Library, District of Columbia.....	332
Public Roads, Bureau of.....	133-134
Public school food services fund, District of Columbia.....	343
Public schools, District of Columbia.....	331-332
Public Welfare, Department of, District of Columbia.....	336-337
Public works, Alaska.....	273
Public works, Virgin Islands.....	274
Puerto Rico, enforcement of National Prohibition Act.....	348

<b>Q</b>	<b>Page</b>
Quarantine service, foreign, Public Health Service.....	235-236

<b>R</b>	<b>Page</b>
Railroad Adjustment Board, National.....	43
Railroad Retirement Board.....	44-45
Range improvements, Bureau of Land Management.....	256
Real property activities, General Services Administration.....	73-74, 79-80
Reclamation, Bureau of.....	259-262
Reconstruction Finance Corporation, liquidation of.....	325-326
Records activities, General Services Administration.....	76, 81, 345
Recreation Board, District of Columbia.....	348
Recreation Department, District of Columbia.....	332
Redevelopment Land Agency, District of Columbia.....	349
Referees, United States courts.....	12
Reformatory and workhouse, District of Columbia.....	344
Refugee relief.....	17-18
Regulation and operation, Civil Aeronautics Administration.....	121-124
Regulatory agencies, District of Columbia.....	330-331
Renegotiation Board.....	46
Repairs and improvements, District of Columbia.....	343-344
Research and development, Air Force.....	192-196
Research and development, Army.....	154-157
Reserve training, Coast Guard.....	324
Resources management, Bureau of Land Management.....	254-256
Revenue Service, Internal.....	318-320, 348
Rifle Practice, National Board for Promotion of.....	157
Rivers and harbors and flood control, Army.....	215-218
Rural Electrification Administration.....	109-110
Rural rehabilitation funds.....	346

S	Page	Page	
Safety Board of Review, Federal Coal Mine.....	31	Theodore Roosevelt Centennial Commission.....	37
Saint Elizabeths Hospital.....	242	Traffic and Vehicles, Department of, District of Columbia.....	339
Saint Lawrence Seaway Development Corporation.....	65-66	Training, maritime.....	131-132
Saline water, utilization research.....	251	Training, reserve, Coast Guard.....	324
Sanitary Engineering, Department of, District of Columbia.....	340	Training Commission, National Security.....	44
Sanitary engineering, Public Health Service.....	232-233	Transportation, Post Office Department.....	300-301
Sanitation and disease investigations and control, Alaska.....	233	Transportation and utilities activities, General Services Administration.....	76-77, 81
Savings and Loan Insurance Corporation, Federal.....	65	Transportation survey, Washington regional mass.....	42
School lunch program.....	104-105	Treasurer, Office of the.....	316
Schools, public, District of Columbia.....	331-332	Treasury Department.....	313-328, 348
Science Foundation, National.....	43-44	Trust funds.....	345-349
Secret Service, United States.....	321	Trust Territory of the Pacific Islands.....	272-273
Secretary, Office of the:		Tuberculosis, control.....	231-232
Agriculture.....	112-113, 117		
Defense.....	141-143	U	
Health, Education, and Welfare.....	246, 251-253	Unemployment compensation, grants to States.....	294
Interior.....	251-253, 275-276, 278-279	United States Information Agency.....	51-54
Labor.....	291, 298	United States Secret Service.....	321
Navy.....	185-187	United States Soldiers' Home.....	218
Treasury.....	313, 324-326	Utilities and transportation activities, General Services Administration.....	76-77, 81
Securities and Exchange Commission.....	46-47		
Security Council, National.....	15	V	
Selective Service System.....	47-48	Vehicles, maintenance and repair, District of Columbia.....	343
Senate Office Building.....	1-2	Vehicles and Traffic, Department of, District of Columbia.....	339
Service and supply fund, Public Health Service.....	249	Veneral diseases, control.....	230-231
Ships, Bureau of, Navy Department.....	168-173	Veterans Administration.....	54-61, 70-71
Small Business Administration.....	48	Veterans' Reemployment Rights, Bureau of.....	292-293
Smithsonian Institution.....	49-50	Veterans Service Center, District of Columbia.....	333-334
Social Security Administration.....	242-245, 248	Virgin Islands, enforcement of National Prohibition Act.....	348
Soil Conservation Service.....	100-102	Virgin Islands Corporation.....	278
Soldiers' Home, United States.....	218	Virgin Islands public works.....	274
Solicitor, Office of the, Interior.....	251-252	Vocational Rehabilitation, Department of, District of Columbia.....	334
Solicitor, Office of the, Labor.....	291-292	Vocational Rehabilitation, Office of, Health, Education, and Welfare.....	229-230
Southeastern Power Administration.....	252		
Southwestern Power Administration.....	253	W	
Standards, National Bureau of.....	138-139	Wage and Hour Division.....	297
State, Department of.....	303-311	Washington Aqueduct.....	341
State rural rehabilitation funds.....	346	Washington National Airport.....	124
Stockpiling activities, General Services Administration.....	77-78	Weather Bureau.....	134-135
Strategic materials, General Services Administration.....	77-78	Weather Control, Advisory Committee on.....	21
Subversive Activities Control Board.....	50	White House Conference on Education.....	228-229
Superintendent of Documents.....	5	White House Office.....	13
Supplies and Accounts, Bureau of, Navy Department.....	182-185	White House police.....	321
Supply and service fund, Public Health Service.....	249	Wildlife conservation, Eglin Field Reservation.....	220
Supply fund, general, General Services Administration.....	75, 80	Wildlife Service, Fish and.....	270-272
Supply fund, Veterans Administration.....	71	Women's Bureau.....	296-297
Supply Service, Federal.....	74-75	Woodrow Wilson Centennial Celebration Commission.....	37
Supreme Court of the United States.....	9	Workhouse and reformatory, District of Columbia.....	344
Surplus property, educational agency for, District of Columbia.....	344		
Surplus property utilization, Health, Education, and Welfare.....	247-248	Y	
Surveyor's Office, District of Columbia.....	338	Yard fund, Coast Guard.....	328
Surveys, investigations, and research, Geological Survey.....	262-264	Yards and Docks, Bureau of, Navy Department.....	177-180
T		Z	
Tariff Commission.....	51	Zoological Park, National.....	342
Tax Court of the United States.....	51		
Tennessee Valley Authority.....	66-70		
Territories, Office of.....	272-274, 277-278		







BOSTON PUBLIC LIBRARY



3 9999 06314 181 4





