



No C 212.50

1947



GIVEN BY







# THE BUDGET

OF THE

## UNITED STATES GOVERNMENT

FOR THE FISCAL YEAR  
ENDING JUNE 30

# 1947



WASHINGTON, D. C.

1946

96-76





THE BUDGET  
OF THE  
UNITED STATES GOVERNMENT  
FOR THE FISCAL YEAR  
ENDING JUNE 30

1947



UNITED STATES  
GOVERNMENT PRINTING OFFICE  
WASHINGTON : 1946



# TABLE OF CONTENTS

	Page
MESSAGE OF THE PRESIDENT ON THE STATE OF THE UNION AND TRANSMITTING THE BUDGET.....	V
I. From war to peace—the year of decision.....	VI
II. The Federal Program:	
International affairs:	
1. Foreign policy.....	XI
2. Foreign economic policy.....	XVI
3. Occupied countries.....	XVIII
4. Demobilization of our armed forces.....	XIX
Domestic affairs:	
1. The economic outlook.....	XXI
2. General policies—immediate and long-range.....	XXII
3. Legislation heretofore recommended and still pending.....	XXVI
4. Policies in specific fields:	
(a) Extension of Price Control Act.....	XXVIII
(b) Food subsidies.....	XXX
(c) Extension of War Powers Act.....	XXXI
(d) Small business and competition.....	XXXII
(e) Minimum wage.....	XXXIV
(f) Agricultural programs.....	XXXV
(g) Resource development.....	XXXVIII
(h) Public works.....	XXXIX
(i) National housing program.....	XL
(j) Social security and health.....	XLIII
(k) Education.....	XLIV
(l) Federal Government personnel.....	XLV
(m) Territories, insular possessions, and the District of Columbia.....	XLVI
III. The Budget for the Federal Program for the fiscal year 1947:	
Summary of the Budget.....	XLVII
The economic impact of the liquidation of the war program.....	L
Federal revenue, borrowing, and the public debt:	
1. Financial requirements and tax policy.....	LIII
2. Borrowing and the public debt.....	LIV
Recommendations for specific Federal activities:	
1. War liquidation and national defense:	
(a) War expenditures.....	LVII
(b) Authorizations for war and national defense.....	LX
2. Aftermath of war.....	LXIII
(a) For veterans.....	LXIII
(b) For interest.....	LXIV
(c) For refunds.....	LXV
3. Agricultural programs.....	LXV
4. Transportation.....	LXVII
5. Resource development.....	LXVIII
6. Social security and health.....	LXIX
7. Research and education.....	LXX
8. International financial programs.....	LXXI
9. General government.....	LXXIII
CHARTS.....	LXXVI
BUDGET RÉSUMÉ.....	LXXVIII
PART I. SUMMARY AND SUPPORTING TABLES:	
Table 1. Budget summary of receipts and expenditures.....	A2
Table 2. Budget summary of appropriations and other authorizations.....	A4
Table 3. Receipts of general and special accounts.....	A6
Table 4. Appropriations and expenditures of general and special accounts (by function and organization unit).....	A14
Table 5. Appropriations and expenditures of general and special accounts (by organization unit and appropriation title).....	A24
Table 6. Reappropriations of unobligated balances of general and special accounts.....	A75
Table 7. Contract authorizations and appropriations to liquidate contract authorizations.....	A77

PART	I. SUMMARY AND SUPPORTING TABLES—Continued	Page
	Table 8. Rescissions of appropriations and contract authorizations.....	A78
	Table 9. Net expenditures of Government corporations and credit agencies.....	A79
	Table 10. Receipts of trust accounts.....	A80
	Table 11. Appropriations and expenditures of trust accounts.....	A85
PART	II. DETAILED ESTIMATES OF APPROPRIATION AND OTHER AUTHORIZATIONS:	
	Legislative branch.....	3
	The Judiciary.....	27
	Executive Office of the President and independent offices.....	37
	Federal Loan Agency.....	121
	Federal Security Agency.....	123
	Federal Works Agency.....	177
	National Housing Agency.....	201
	Department of Agriculture.....	203
	Department of Commerce.....	323
	Department of the Interior.....	361
	Department of Justice.....	521
	Department of Labor.....	543
	Navy Department.....	563
	Post Office Department.....	565
	Department of State.....	585
	Treasury Department.....	609
	War Department.....	647
	District of Columbia.....	669
PART	III. SPECIAL ANALYSES AND TABLES:	
	The Government's Budget and the Nation's budget.....	728
	Summary of payments to and receipts from the public.....	731
	Federal activities in public works.....	733
	The war program.....	751
	Explanation of the estimates of receipts under existing legislation.....	755
APPENDIXES:		
	Appendix 1. Explanation of the Budget contents.....	761
	Appendix 2. Summary of cash operations of the United States Treasury.....	769
	Appendix 3. Analysis of the public debt.....	770
	Appendix 4. Contingent liabilities of the United States, June 30, 1945.....	771
	Appendix 5. Permanent appropriations, general and special accounts.....	772
	Appendix 6. Comparison of expenditures by organization units, fiscal years 1939 through 1945.....	774
	Appendix 7. Unexpended balances of general and special account appropriations as of June 30, 1945, and appropriations for the fiscal year 1946 as of November 1, 1945.....	785
	Appendix 8. Receipts and expenditures, general and special accounts, fiscal years 1938 through 1947.....	786
INDEX.....		789



# MESSAGE OF THE PRESIDENT

## On the State of the Union and Transmitting the Budget

*To the Congress of the United States:*

A quarter century ago the Congress decided that it could no longer consider the financial programs of the various departments on a piecemeal basis. Instead it has called on the President to present a comprehensive Executive Budget. The Congress has shown its satisfaction with that method by extending the budget system and tightening its controls. The bigger and more complex the Federal Program, the more necessary it is for the Chief Executive to submit a single budget for action by the Congress.

At the same time, it is clear that the budgetary program and the general program of the Government are actually inseparable. The President bears the responsibility for recommending to the Congress a comprehensive set of proposals on all Government activities and their financing. In formulating policies, as in preparing budgetary estimates, the Nation and the Congress have the right to expect the President to adjust and coordinate the views of the various departments and agencies to form a unified program. And that program requires consideration in connection with the Budget, which is the annual work program of the Government.

Since our programs for this period which combines war liquidation with reconversion to a peacetime economy are inevitably large and numerous it is imperative that they be planned and executed with the utmost efficiency and the utmost economy. We have cut the war program to the maximum extent consistent with national security. We have held our peacetime programs to the level necessary to our national well-being and the attainment of our postwar objectives. Where increased programs have been recommended, the increases have been held as low as is consistent with these goals. I can assure the Congress of the necessity of these programs. I can further assure the Congress that the program as a whole is well within our capacity to finance it. All the programs I have recommended for action are included in the Budget figures.

For these reasons I have chosen to combine the customary Message on the State of the Union with the annual Budget Message, and to include in the Budget not only estimates for functions authorized by the Congress, but also for those which I recommend for its action.

I am also transmitting herewith the Fifth Quarterly Report of the Director of War Mobilization and Reconversion. It is a comprehensive discussion of the present state of the reconversion program and of the immediate and long-range needs and recommendations.

This constitutes, then, as complete a report as I find it possible to prepare now. It constitutes a program of government in relation to the Nation's needs.

With the growing responsibility of modern government to foster economic expansion and to promote conditions that assure full and steady employment opportunities, it has become necessary to formulate and determine the Government program in the light of national economic conditions as a whole. In both the executive and the legislative branches we must make arrangements which will permit us to formulate the Government program in that light. Such an approach has become imperative if the American political and economic system is to succeed under the conditions of economic instability and uncertainty which we have to face. The Government needs to assure business, labor, and agriculture that Government policies will take due account of the requirements of a full employment economy. The lack of that assurance would, I believe, aggravate the economic instability.

With the passage of a full employment bill which I confidently anticipate for the very near future, the executive and legislative branches of government will be empowered to devote their best talents and resources in subsequent years to preparing and acting on such a program.

#### I. FROM WAR TO PEACE—THE YEAR OF DECISION

In his last Message on the State of the Union, delivered one year ago, President Roosevelt said:

This new year of 1945 can be the greatest year of achievement in human history.

1945 can see the final ending of the Nazi-Fascist reign of terror in Europe.

1945 can see the closing in of the forces of retribution about the center of the malignant power of imperialistic Japan.

Most important of all—1945 can and must see the substantial beginning of the organization of world peace.

All those hopes, and more, were fulfilled in the year 1945. It was the greatest year of achievement in human history. It saw the end of the Nazi-Fascist terror in Europe, and also the end of the malig-

nant power of Japan. And it saw the substantial beginning of world organization for peace. These momentous events became realities because of the steadfast purpose of the United Nations and of the forces that fought for freedom under their flags. The plain fact is that civilization was saved in 1945 by the United Nations.

Our own part in this accomplishment was not the product of any single service. Those who fought on land, those who fought on the sea, and those who fought in the air deserve equal credit. They were supported by other millions in the armed forces who through no fault of their own could not go overseas and who rendered indispensable service in this country. They were supported by millions in all levels of government, including many volunteers, whose devoted public service furnished basic organization and leadership. They were also supported by the millions of Americans in private life—men and women in industry, in commerce, on the farms, and in all manner of activity on the home front—who contributed their brains and their brawn in arming, equipping, and feeding them. The country was brought through four years of peril by an effort that was truly national in character.

Everlasting tribute and gratitude will be paid by all Americans to those brave men who did not come back, who will never come back—the 330,000 who died that the Nation might live and progress. All Americans will also remain deeply conscious of the obligation owed to that larger number of soldiers, sailors, and marines who suffered wounds and sickness in their service. They may be certain that their sacrifice will never be forgotten or their needs neglected.

The beginning of the year 1946 finds the United States strong and deservedly confident. We have a record of enormous achievements as a democratic society in solving problems and meeting opportunities as they developed. We find ourselves possessed of immeasurable advantages—vast and varied natural resources; great plants, institutions, and other facilities; unsurpassed technological and managerial skills; an alert, resourceful, and able citizenry. We have in the United States Government rich resources in information, perspective, and facilities for doing whatever may be found necessary to do in giving support and form to the widespread and diversified efforts of all our people.

And for the immediate future the business prospects are generally so favorable that there is danger of such feverish and opportunistic activity that our grave postwar problems may be neglected. We need to act now with full regard for pitfalls; we need to act with foresight

and balance. We should not be lulled by the immediate alluring prospects into forgetting the fundamental complexity of modern affairs, the catastrophe that can come in this complexity, or the values that can be wrested from it.

But the long-range difficulties we face should no more lead to despair than our immediate business prospects should lead to the optimism which comes from the present short-range prospect. On the foundation of our victory we can build a lasting peace, with greater freedom and security for mankind in our country and throughout the world. We will more certainly do this if we are constantly aware of the fact that we face crucial issues and prepare now to meet them.

To achieve success will require both boldness in setting our sights and caution in steering our way on an uncharted course. But we have no luxury of choice. We must move ahead. No return to the past is possible.

Our Nation has always been a land of great opportunities for those people of the world who sought to become part of us. Now we have become a land of great responsibilities to all the people of all the world. We must squarely recognize and face the fact of those responsibilities. Advances in science, in communication, in transportation, have compressed the world into a community. The economic and political health of each member of the world community bears directly on the economic and political health of each other member.

The evolution of centuries has brought us to a new era in world history in which manifold relationships between nations must be formalized and developed in new and intricate ways.

The United Nations Organization now being established represents a minimum essential beginning. It must be developed rapidly and steadily. Its work must be amplified to fill in the whole pattern that has been outlined. Economic collaboration, for example, already charted, now must be carried on as carefully and as comprehensively as the political and security measures.

It is important that the nations come together as States in the Assembly and in the Security Council and in the other specialized assemblies and councils that have been and will be arranged. But this is not enough. Our ultimate security requires more than a process of consultation and compromise.

It requires that we begin now to develop the United Nations Organization as the representative of the world as one society. The United Nations Organization, if we have the will adequately to staff it and



to make it work as it should, will provide a great voice to speak constantly and responsibly in terms of world collaboration and world well-being.

There are many new responsibilities for us as we enter into this new international era. The whole power and will and wisdom of our Government and of our people should be focused to contribute to and to influence international action. It is intricate, continuing business. Many concessions and adjustments will be required.

The spectacular progress of science in recent years makes these necessities more vivid and urgent. That progress has speeded internal development and has changed world relationships so fast that we must realize the fact of a new era. It is an era in which affairs have become complex and rich in promise. Delicate and intricate relationships, involving us all in countless ways, must be carefully considered.

On the domestic scene, as well as on the international scene, we must lay a new and better foundation for cooperation. We face a great peacetime venture; the challenging venture of a free enterprise economy making full and effective use of its rich resources and technical advances. This is a venture in which business, agriculture, and labor have vastly greater opportunities than heretofore. But they all also have vastly greater responsibilities. We will not measure up to those responsibilities by the simple return to "normalcy" that was tried after the last war.

The general objective, on the contrary, is to move forward to find the way in time of peace to the full utilization and development of our physical and human resources that were demonstrated so effectively in the war.

To accomplish this, it is not intended that the Federal Government should do things that can be done as well for the Nation by private enterprise, or by State and local governments. On the contrary, the war has demonstrated how effectively we can organize our productive system and develop the potential abilities of our people by aiding the efforts of private enterprise.

As we move toward one common objective there will be many and urgent problems to meet.

Industrial peace between management and labor will have to be achieved—through the process of collective bargaining—with Government assistance but not Government compulsion. This is a problem which is the concern not only of management, labor, and the Government, but also the concern of every one of us.

Private capital and private management are entitled to adequate reward for efficiency, but business must recognize that its reward results from the employment of the resources of the Nation. Business is a public trust and must adhere to national standards in the conduct of its affairs. These standards include as a minimum the establishment of fair wages and fair employment practices.

Labor also has its own new peacetime responsibilities. Under our collective bargaining system, which must become progressively more secure, labor attains increasing political as well as economic power, and this, as with all power, means increased responsibility.

The lives of millions of veterans and war workers will be greatly affected by the success or failure of our program of war liquidation and reconversion. Their transition to peacetime pursuits will be determined by our efforts to break the bottlenecks in key items of production, to make surplus property immediately available where it is needed, to maintain an effective national employment service, and many other reconversion policies. Our obligations to the people who won the war will not be paid if we fail to prevent inflation and to maintain employment opportunities.

While our peacetime prosperity will be based on the private enterprise system, Government can and must assist in many ways. It is the Government's responsibility to see that our economic system remains competitive, that new businesses have adequate opportunities, and that our national resources are restored and improved. Government must realize the effect of its operations on the whole economy. It is the responsibility of Government to gear its total program to the achievement of full production and full employment.

Our basic objective—toward which all others lead—is to improve the welfare of the American people. In addition to economic prosperity, this means that we need social security in the fullest sense of the term; the people must be protected from the fear of want during old age, sickness, and unemployment. Opportunities for a good education and adequate medical care must be generally available. Every family should have a decent home. The new economic bill of rights to which I have referred on previous occasions is a charter of economic freedom which seeks to assure that all who will may work toward their own security and the general advancement; that we become a well-housed people, a well-nourished people, an educated people, a people socially and economically secure, an alert and responsible people.

These and other problems which may face us can be met by the cooperation of all of us in furthering a positive and well-balanced Government program—a program which will further national and international well-being.

## II. THE FEDERAL PROGRAM

### INTERNATIONAL AFFAIRS

#### 1. FOREIGN POLICY

The year 1945 brought with it the final defeat of our enemies. There lies before us now the work of building a just and enduring peace.

Our most immediate task toward that end is to deprive our enemies completely and forever of their power to start another war. Of even greater importance to the preservation of international peace is the need to preserve the wartime agreement of the United Nations and to direct it into the ways of peace.

Long before our enemies surrendered, the foundations had been laid on which to continue this unity in the peace to come. The Atlantic meeting in 1941 and the conferences at Casablanca, Quebec, Moscow, Cairo, Tehran, and Dumbarton Oaks each added a stone to the structure.

Early in 1945, at Yalta, the three major powers broadened and solidified this base of understanding. There fundamental decisions were reached concerning the occupation and control of Germany. There also a formula was arrived at for the interim government of the areas in Europe which were rapidly being wrested from Nazi control. This formula was based on the policy of the United States that people be permitted to choose their own form of government by their own freely expressed choice without interference from any foreign source.

At Potsdam, in July 1945, Marshal Stalin, Prime Ministers Churchill and Attlee, and I met to exchange views primarily with respect to Germany. As a result, agreements were reached which outlined broadly the policy to be executed by the Allied Control Council. At Potsdam there was also established a Council of Foreign Ministers which convened for the first time in London in September. The Council is about to resume its primary assignment of drawing up treaties of peace with Italy, Rumania, Bulgaria, Hungary, and Finland.

In addition to these meetings, and in accordance with the agreement at Yalta, the Foreign Ministers of Great Britain, the Soviet Union, and the United States conferred together in San Francisco last spring, in Potsdam in July, in London in September, and in Moscow in December. These meetings have been useful in promoting understanding and agreement among the three governments.

Simply to name all the international meetings and conferences is to suggest the size and complexity of the undertaking to prevent international war in which the United States has now enlisted for the duration of history.

It is encouraging to know that the common effort of the United Nations to learn to live together did not cease with the surrender of our enemies.

When difficulties arise among us, the United States does not propose to remove them by sacrificing its ideals or its vital interests. Neither do we propose, however, to ignore the ideals and vital interests of our friends.

Last February and March an Inter-American Conference on Problems of War and Peace was held in Mexico City. Among the many significant accomplishments of that Conference was an understanding that an attack by any country against any one of the sovereign American republics would be considered an act of aggression against all of them; and that if such an attack were made or threatened, the American republics would decide jointly, through consultations in which each republic has equal representation, what measures they would take for their mutual protection. This agreement stipulates that its execution shall be in full accord with the Charter of the United Nations Organization.

The first meeting of the General Assembly of the United Nations now in progress in London marks the real beginning of our bold adventure toward the preservation of world peace, to which is bound the dearest hope of men.

We have solemnly dedicated ourselves and all our will to the success of the United Nations Organization. For this reason we have sought to insure that in the peacemaking the smaller nations shall have a voice as well as the larger states. The agreement reached at Moscow last month preserves this opportunity in the making of peace with Italy, Rumania, Bulgaria, Hungary, and Finland. The United States intends to preserve it when the treaties with Germany and Japan are drawn.



It will be the continuing policy of the United States to use all its influence to foster, support, and develop the United Nations Organization in its purpose of preventing international war. If peace is to endure it must rest upon justice no less than upon power. The question is how justice among nations is best achieved. We know from day-to-day experience that the chance for a just solution is immeasurably increased when everyone directly interested is given a voice. That does not mean that each must enjoy an equal voice, but it does mean that each must be heard.

Last November, Prime Minister Attlee, Prime Minister MacKenzie King, and I announced our proposal that a commission be established within the framework of the United Nations to explore the problems of effective international control of atomic energy.

The Soviet Union, France, and China have joined us in the purpose of introducing in the General Assembly a resolution for the establishment of such a commission. Our earnest wish is that the work of this commission go forward carefully and thoroughly, but with the greatest dispatch. I have great hope for the development of mutually effective safeguards which will permit the fullest international control of this new atomic force.

I believe it possible that effective means can be developed through the United Nations Organization to prohibit, outlaw, and prevent the use of atomic energy for destructive purposes.

The power which the United States demonstrated during the war is the fact that underlies every phase of our relations with other countries. We cannot escape the responsibility which it thrusts upon us. What we think, plan, say, and do is of profound significance to the future of every corner of the world.

The great and dominant objective of United States foreign policy is to build and preserve a just peace. The peace we seek is not peace for twenty years. It is permanent peace. At a time when massive changes are occurring with lightning speed throughout the world, it is often difficult to perceive how this central objective is best served in one isolated complex situation or another. Despite this very real difficulty, there are certain basic propositions to which the United States adheres and to which we shall continue to adhere.

One proposition is that lasting peace requires genuine understanding and active cooperation among the most powerful nations. Another is that even the support of the strongest nations cannot guarantee a peace unless it is infused with the quality of justice for all nations.

On October 27, 1945, I made, in New York City, the following pub-

lie statement of my understanding of the fundamental foreign policy of the United States. I believe that policy to be in accord with the opinion of the Congress and of the people of the United States. I believe that that policy carries out our fundamental objectives.

1. We seek no territorial expansion or selfish advantage. We have no plans for aggression against any other state, large or small. We have no objective which need clash with the peaceful aims of any other nation.

2. We believe in the eventual return of sovereign rights and self-government to all peoples who have been deprived of them by force.

3. We shall approve no territorial changes in any friendly part of the world unless they accord with the freely expressed wishes of the people concerned.

4. We believe that all peoples who are prepared for self-government should be permitted to choose their own form of government by their own freely expressed choice, without interference from any foreign source. That is true in Europe, in Asia, in Africa, as well as in the Western Hemisphere.

5. By the combined and cooperative action of our war allies, we shall help the defeated enemy states establish peaceful democratic governments of their own free choice. And we shall try to attain a world in which nazism, fascism, and military aggression cannot exist.

6. We shall refuse to recognize any government imposed upon any nation by the force of any foreign power. In some cases it may be impossible to prevent forceful imposition of such a government. But the United States will not recognize any such government.

7. We believe that all nations should have the freedom of the seas and equal rights to the navigation of boundary rivers and waterways and of rivers and waterways which pass through more than one country.

8. We believe that all states which are accepted in the society of nations should have access on equal terms to the trade and the raw materials of the world.

9. We believe that the sovereign states of the Western Hemisphere, without interference from outside the Western Hemisphere, must work together as good neighbors in the solution of their common problems.

10. We believe that full economic collaboration between all nations, great and small, is essential to the improvement of living conditions all over the world, and to the establishment of freedom from fear and freedom from want.

11. We shall continue to strive to promote freedom of expression and freedom of religion throughout the peace-loving areas of the world.

12. We are convinced that the preservation of peace between nations requires a United Nations Organization composed of all the peace-loving nations of the world who are willing jointly to use force, if necessary, to insure peace.

That is our foreign policy.

We may not always fully succeed in our objectives. There may be instances where the attainment of those objectives is delayed. But we will not give our full sanction and approval to actions which fly in the face of these ideals.

The world has a great stake in the political and economic future of Germany. The Allied Control Council has now been in operation there for a substantial period of time. It has not met with unqualified success. The accommodation of varying views of four governments in the day-to-day civil administration of occupied territory is a challenging task. In my judgment, however, the Council has made encouraging progress in the face of most serious difficulties. It is my purpose at the earliest practicable date to transfer from military to civilian personnel the execution of United States participation in the government of occupied territory in Europe. We are determined that effective control shall be maintained in Germany until we are satisfied that the German people have regained the right to a place of honor and respect.

On the other side of the world, a method of international cooperation has recently been agreed upon for the treatment of Japan. In this pattern of control, the United States, with the full approval of its partners, has retained primary authority and primary responsibility. It will continue to do so until the Japanese people, by their own freely expressed choice, choose their own form of government.

Our basic policy in the Far East is to encourage the development of a strong, independent, united, and democratic China. That has been the traditional policy of the United States.

At Moscow the United States, the Union of Soviet Socialist Republics, and Great Britain agreed to further this development by supporting the efforts of the national government and nongovernmental Chinese political elements in bringing about cessation of civil strife and in broadening the basis of representation in the Government. That is the policy which General Marshall is so ably executing today.

It is the purpose of the Government of the United States to proceed as rapidly as is practicable toward the restoration of the sovereignty of Korea and the establishment of a democratic government by the free choice of the people of Korea.

At the threshold of every problem which confronts us today in international affairs is the appalling devastation, hunger, sickness, and pervasive human misery that mark so many areas of the world.

By joining and participating in the work of the United Nations Relief and Rehabilitation Administration the United States has directly recognized and assumed an obligation to give such relief assistance as is practicable to millions of innocent and helpless victims of the war. The Congress has earned the gratitude of the world by generous financial contributions to the United Nations Relief and Rehabilitation Administration.

We have taken the lead, modest though it is, in facilitating under our existing immigration quotas the admission to the United States of refugees and displaced persons from Europe.

We have joined with Great Britain in the organization of a commission to study the problem of Palestine. The Commission is already at work and its recommendations will be made at an early date.

The members of the United Nations have paid us the high compliment of choosing the United States as the site of the United Nations headquarters. We shall be host in spirit as well as in fact, for nowhere does there abide a fiercer determination that this peace shall live than in the hearts of the American people.

It is the hope of all Americans that in time future historians will speak not of World War I and World War II, but of the first and last world wars.

## 2. FOREIGN ECONOMIC POLICY

The foreign economic policy of the United States is designed to promote our own prosperity, and at the same time to aid in the restoration and expansion of world markets and to contribute thereby to world peace and world security. We shall continue our efforts to provide relief from the devastation of war, to alleviate the sufferings of displaced persons, to assist in reconstruction and development, and to promote the expansion of world trade.

We have already joined the International Monetary Fund and the International Bank for Reconstruction and Development. We have expanded the Export-Import Bank and provided it with additional capital. The Congress has renewed the Trade Agreements Act which provides the necessary framework within which to negotiate a reduction of trade barriers on a reciprocal basis. It has given our support to the United Nations Relief and Rehabilitation Administration.

In accordance with the intentions of the Congress, lend-lease was

terminated upon the surrender of Japan. The first of the lend-lease settlement agreements has been completed with the United Kingdom. Negotiations with other lend-lease countries are in progress. In negotiating these agreements, we intend to seek settlements which will not encumber world trade through war debts of a character that proved to be so detrimental to the stability of the world economy after the last war.

We have taken steps to dispose of the goods which on VJ-day were in the lend-lease pipe line to the various lend-lease countries and to allow them long-term credit for the purpose where necessary. We are also making arrangements under which those countries may use the lend-lease inventories in their possession and acquire surplus property abroad to assist in their economic rehabilitation and reconstruction. These goods will be accounted for at fair values.

The proposed loan to the United Kingdom, which I shall recommend to the Congress in a separate message, will contribute to easing the transition problem of one of our major partners in the war. It will enable the whole sterling area and other countries affiliated with it to resume trade on a multilateral basis. Extension of this credit will enable the United Kingdom to avoid discriminatory trade arrangements of the type which destroyed freedom of trade during the 1930's. I consider the progress toward multilateral trade which will be achieved by this agreement to be in itself sufficient warrant for the credit.

The view of this Government is that, in the longer run, our economic prosperity and the prosperity of the whole world are best served by the elimination of artificial barriers to international trade, whether in the form of unreasonable tariffs or tariff preferences or commercial quotas or embargoes or the restrictive practices of cartels.

The United States Government has issued proposals for the expansion of world trade and employment to which the Government of the United Kingdom has given its support on every important issue. These proposals are intended to form the basis for a trade and employment conference to be held in the middle of this year. If that conference is a success, I feel confident that the way will have been adequately prepared for an expanded and prosperous world trade.

We shall also continue negotiations looking to the full and equitable development of facilities for transportation and communications among nations.

The vast majority of the nations of the world have chosen to work together to achieve, on a cooperative basis, world security and world

prosperity. The effort cannot succeed without full cooperation of the United States. To play our part, we must not only resolutely carry out the foreign policies we have adopted but also follow a domestic policy which will maintain full production and employment in the United States. A serious depression here can disrupt the whole fabric of the world economy.

### 3. OCCUPIED COUNTRIES

The major tasks of our Military Establishment in Europe following VE-day, and in the Pacific since the surrender of Japan, have been those of occupation and military government. In addition we have given much-needed aid to the peoples of the liberated countries.

The end of the war in Europe found Germany in a chaotic condition. Organized government had ceased to exist, transportation systems had been wrecked, cities and industrial facilities had been bombed into ruins. In addition to the tasks of occupation we had to assume all of the functions of government. Great progress has been made in the repatriation of displaced persons and of prisoners of war. Of the total of 3,500,000 displaced persons found in the United States zone only 460,000 now remain.

The extensive complications involved by the requirement of dealing with three other governments engaged in occupation and with the governments of liberated countries require intensive work and energetic cooperation. The influx of some 2 million German refugees into our zone of occupation is a pressing problem, making exacting demands upon an already overstrained internal economy.

Improvements in the European economy during 1945 have made it possible for our military authorities to relinquish to the governments of all liberated areas, or to the United Nations Relief and Rehabilitation Administration, the responsibility for the provision of food and other civilian relief supplies. The Army's responsibilities in Europe extend now only to our zones of occupation in Germany and Austria and to two small areas in northern Italy.

By contrast with Germany, in Japan we have occupied a country still possessing an organized and operating governmental system. Although severely damaged, the Japanese industrial and transportation systems have been able to insure at least a survival existence for the population. The repatriation of Japanese military and civilian personnel from overseas is proceeding as rapidly as shipping and other means permit.

In order to insure that neither Germany nor Japan will again be in a position to wage aggressive warfare, the armament-making potential of these countries is being dismantled and fundamental changes in their social and political structures are being effected. Democratic systems are being fostered to the end that the voice of the common man may be heard in the councils of his government.

For the first time in history the legal culpability of war makers is being determined. The trials now in progress in Nürnberg—and those soon to begin in Tokyo—bring before the bar of international justice those individuals who are charged with the responsibility for the sufferings of the past six years. We have high hope that this public portrayal of the guilt of these evildoers will bring wholesale and permanent revulsion on the part of the masses of our former enemies against war, militarism, aggression, and notions of race superiority.

#### 4. DEMOBILIZATION OF OUR ARMED FORCES

The cessation of active campaigning does not mean that we can completely disband our fighting forces. For their sake and for the sake of their loved ones at home, I wish that we could. But we still have the task of clinching the victories we have won—of making certain that Germany and Japan can never again wage aggressive warfare, that they will not again have the means to bring on another world war. The performance of that task requires that, together with our allies, we occupy the hostile areas, complete the disarmament of our enemies, and take the necessary measures to see to it that they do not rearm.

As quickly as possible, we are bringing about the reduction of our armed services to the size required for these tasks of occupation and disarmament. The Army and the Navy are following both length-of-service and point systems as far as possible in releasing men and women from the service. The points are based chiefly on length and character of service, and on the existence of dependents.

Over 5 million from the Army have already passed through the separation centers.

The Navy, including the Marine Corps and the Coast Guard, has discharged over one and a half million.

Of the 12 million men and women serving in the Army and Navy at the time of the surrender of Germany, one-half have already been released. The greater part of these had to be brought back to this country from distant parts of the world.

Of course there are cases of individual hardship in retention of personnel in the service. There will be in the future. No system of such size can operate to perfection. But the systems are founded on fairness and justice, and they are working at full speed. We shall try to avoid mistakes, injustices, and hardship—as far as humanly possible.

We have already reached the point where shipping is no longer the bottleneck in the return of troops from the European theater. The governing factor now has become the requirement for troops in sufficient strength to carry out their missions.

In a few months the same situation will exist in the Pacific. By the end of June, 9 out of 10 who were serving in the armed forces on VE-day will have been released. Demobilization will continue thereafter, but at a slower rate, determined by our military responsibilities.

Our national safety and the security of the world will require substantial armed forces, particularly in overseas service. At the same time it is imperative that we relieve those who have already done their duty, and that we relieve them as fast as we can. To do that, the Army and the Navy are conducting recruiting drives with considerable success.

The Army has obtained nearly 400,000 volunteers in the past four months, and the Navy has obtained 80,000. Eighty percent of these volunteers for the regular service have come from those already with the colors. The Congress has made it possible to offer valuable inducements to those who are eligible for enlistment. Every effort will be made to enlist the required number of young men.

The War and Navy Departments now estimate that by a year from now we still will need a strength of about 2 million, including officers, for the armed forces—Army, Navy, and Air. I have reviewed their estimates and believe that the safety of the Nation will require the maintenance of an armed strength of this size for the calendar year that is before us.

In case the campaign for volunteers does not produce that number, it will be necessary by additional legislation to extend the Selective Service Act beyond May 16, the date of expiration under existing law. That is the only way we can get the men and bring back our veterans. There is no other way. Action along this line should not be postponed beyond March, in order to avoid uncertainty and disruption.



## DOMESTIC AFFAIRS

## 1. THE ECONOMIC OUTLOOK

Prophets of doom predicted that the United States could not escape a runaway inflation during the war and an economic collapse after the war. These predictions have not been borne out. On the contrary, the record of economic stabilization during the war and during the period of reconversion has been an outstanding accomplishment.

We know, however, that nothing is as dangerous as overconfidence, in war or in peace. We have had to fight hard to hold the line. We have made strenuous efforts to speed reconversion. But neither the danger of a postwar inflation nor of a subsequent collapse in production and employment is yet overcome. We must base our policies not on unreasoning optimism or pessimism but upon a candid recognition of our objectives and upon a careful analysis of foreseeable trends.

Any precise appraisal of the economic outlook at this time is particularly difficult. The period of demobilization and reconversion is fraught with uncertainties. There are also serious gaps in our statistical information. Certain tendencies are, however, fairly clear and recognition of them should serve as background for the consideration of next year's Federal Program. In general, the outlook for business is good, and it is likely to continue to be good—provided we control inflation and achieve peace in management-labor relations.

Civilian production and employment can be expected to increase throughout the next year. This does not mean, however, that continuing full employment is assured. It is probable that demobilization of the armed forces will proceed faster than the increase in civilian employment opportunities. Even if substantial further withdrawals from the labor market occur, unemployment will increase temporarily. The extent to which this unemployment will persist depends largely on the speed of industrial expansion and the effectiveness of the policies of the Federal Government.

Along with extraordinary demand there are still at this time many critical shortages resulting from the war. These extraordinary demands and shortages may lead to a speculative boom, especially in the price of securities, real estate, and inventories.

Therefore, our chief worry still is inflation.

While we control this inflationary pressure we must look forward to the time when this extraordinary demand will subside. It will be years before we catch up with the demand for housing. The extraordinary demand for other durable goods, for the replenishment of

inventories, and for exports may be satisfied earlier. No backlog of demand can exist very long in the face of our tremendous productive capacity. We must expect again to face the problem of shrinking demand and consequent slackening in sales, production, and employment. This possibility of a deflationary spiral in the future will exist unless we now plan and adopt an effective full employment program.

## 2. GENERAL POLICIES—IMMEDIATE AND LONG-RANGE

During the war, production for civilian use was limited by war needs and available manpower. Economic stabilization required measures to spread limited supplies equitably by rationing, price controls, increased taxes, savings bond campaigns, and credit controls. Now, with the surrender of our enemies, economic stabilization requires that policies be directed toward promoting an increase in supplies at low unit prices.

We must encourage the development of resources and enterprises in all parts of the country, particularly in underdeveloped areas. For example, the establishment of new peacetime industries in the Western States and in the South would, in my judgment, add to existing production and markets rather than merely bring about a shifting of production. I am asking the Secretaries of Agriculture, Commerce, and Labor to explore jointly methods for stimulating new industries, particularly in areas with surplus agricultural labor.

We must also aid small businessmen and particularly veterans who are competent to start their own businesses. The establishment and development of efficient small business ventures, I believe, will not take away from, but rather will add to, the total business of all enterprises.

Even with maximum encouragement of production, we cannot hope to remove scarcities within a short time. The most serious deficiencies will persist in the fields of residential housing, building materials, and consumers' durable goods. The critical situation makes continued rent control, price control, and priorities, allocations, and inventory controls absolutely essential. Continued control of consumer credit will help to reduce the pressure on prices of durable goods and will also prolong the period during which the backlog demand will be effective.

While we are meeting these immediate needs we must look forward to a long-range program of security and increased standard of living.

The best protection of purchasing power is a policy of full production and full employment opportunities. Obviously, an employed worker is a better customer than an unemployed worker. There

always will be, however, some frictional unemployment. In the present period of transition we must deal with such temporary unemployment as results from the fact that demobilization will proceed faster than reconversion or industrial expansion. Such temporary unemployment is probably unavoidable in a period of rapid change. The unemployed worker is a victim of conditions beyond his control. He should be enabled to maintain a reasonable standard of living for himself and his family.

The most serious difficulty in the path of reconversion and expansion is the establishment of a fair wage structure.

The ability of labor and management to work together, and the wage and price policies which they develop, are social and economic issues of first importance.

Both labor and management have a special interest. Labor's interest is very direct and personal because working conditions, wages, and prices affect the very life and happiness of the worker and his family.

Management has a no less direct interest because on management rests the responsibility for conducting a growing and prosperous business.

But management and labor have identical interests in the long run. Good wages mean good markets. Good business means more jobs and better wages. In this age of cooperation and in our highly organized economy the problems of one very soon become the problems of all.

Better human relationships are an urgent need to which organized labor and management should address themselves. No government policy can make men understand each other, agree, and get along unless they conduct themselves in a way to foster mutual respect and good will.

The Government can, however, help to develop machinery which, with the backing of public opinion, will assist labor and management to resolve their disagreements in a peaceful manner and reduce the number and duration of strikes.

All of us realize that productivity—increased output per man—is in the long run the basis of our standard of living. Management especially must realize that if labor is to work wholeheartedly for an increase in production, workers must be given a just share of increased output in higher wages.

Most industries and most companies have adequate leeway within which to grant substantial wage increases. These increases will have

a direct effect in increasing consumer demand to the high levels needed. Substantial wage increases are good business for business because they assure a large market for their products; substantial wage increases are good business for labor because they increase labor's standard of living; substantial wage increases are good business for the country as a whole because capacity production means an active, healthy, friendly citizenry enjoying the benefits of democracy under our free enterprise system.

Labor and management in many industries have been operating successfully under the Government's wage-price policy. Upward revisions of wage scales have been made in thousands of establishments throughout the Nation since VJ-day. It is estimated that about 6 million workers, or more than 20 percent of all employees in nonagricultural and nongovernmental establishments, have received wage increases since August 18, 1945. The amounts of increases given by individual employers concentrate between 10 and 15 percent, but range from less than 5 percent to over 30 percent.

The United States Conciliation Service since VJ-day has settled over 3,000 disputes affecting over 1,300,000 workers without a strike threat and has assisted in settling about 1,300 disputes where strikes were threatened which involved about 500,000 workers. Only workers directly involved, and not those in related industries who might have been indirectly affected, are included in these estimates.

Many of these adjustments have occurred in key industries and would have seemed to us major crises if they had not been settled peaceably.

Within the framework of the wage-price policy there has been definite success, and it is to be expected that this success will continue in a vast majority of the cases arising in the months ahead.

However, everyone who realizes the extreme need for a swift and orderly reconversion must feel a deep concern about the number of major strikes now in progress. If long continued, these strikes could put a heavy brake on our program.

I have already made recommendations to the Congress as to the procedure best adapted to meeting the threat of work stoppages in Nation-wide industries without sacrificing the fundamental rights of labor to bargain collectively and ultimately to strike in support of their position.

If we manage our economy properly, the future will see us on a level of production half again as high as anything we have ever accomplished in peacetime. Business can in the future pay higher

wages and sell for lower prices than ever before. This is not true now for all companies, nor will it ever be true for all, but for business generally it is true.

We are relying on all concerned to develop, through collective bargaining, wage structures that are fair to labor, allow for necessary business incentives, and conform with a policy designed to "hold the line" on prices.

Production and more production was the byword during the war and still is during the transition from war to peace. However, when deferred demand slackens, we shall once again face the deflationary dangers which beset this and other countries during the 1930's. Prosperity can be assured only by a high level of demand supported by high current income; it cannot be sustained by deferred needs and use of accumulated savings.

If we take the right steps in time we can certainly avoid the disastrous excesses of runaway booms and headlong depressions. We must not let a year or two of prosperity lull us into a false feeling of security and a repetition of the mistakes of the 1920's that culminated in the crash of 1929.

During the year ahead the Government will be called upon to act in many important fields of economic policy from taxation and foreign trade to social security and housing. In every case there will be alternatives. We must choose the alternatives which will best measure up to our need for maintaining production and employment in the future. We must never lose sight of our long-term objectives: the broadening of markets—the maintenance of steadily rising demand. This demand can come from only three sources: consumers, businesses, or government.

In this country the job of production and distribution is in the hands of businessmen, farmers, workers, and professional people—in the hands of our citizens. We want to keep it that way. However, it is the Government's responsibility to help business, labor, and farmers do their jobs.

There is no question in my mind that the Government, acting on behalf of all the people, must assume the ultimate responsibility for the economic health of the Nation. There is no other agency that can. No other organization has the scope or the authority, nor is any other agency accountable, to all the people. This does not mean that the Government has the sole responsibility, nor that it can do the job alone, nor that it can do the job directly.

All the policies of the Federal Government must be geared to the objective of sustained full production and full employment—to raise consumer purchasing power and to encourage business investment. The programs we adopt this year and from now on will determine our ability to achieve our objectives. We must continue to pay particular attention to our fiscal, monetary, and tax policy, programs to aid business—especially small business—and transportation, labor-management relations and wage-price policy, social security and health, education, the farm program, public works, housing and resource development, and economic foreign policy.

For example, the kinds of tax measures we have at different times—whether we raise our revenue in a way to encourage consumer spending and business investment or to discourage it—have a vital bearing on this question. It is affected also by regulations on consumer credit and by the money market, which is strongly influenced by the rate of interest on Government securities. It is affected by almost every step we take.

In short, the way we handle the proper functions of government, the way we time the exercise of our traditional and legitimate governmental functions, has a vital bearing on the economic health of the Nation.

These policies are discussed in greater detail in the accompanying Fifth Quarterly Report of the Director of War Mobilization and Reconversion.

### 3. LEGISLATION HERETOFORE RECOMMENDED AND STILL PENDING

To attain some of these objectives and to meet the other needs of the United States in the reconversion and postwar period, I have from time to time made various recommendations to the Congress.

In making these recommendations I have indicated the reasons why I deemed them essential for progress at home and abroad. A few—a very few—of these recommendations have been enacted into law by the Congress. Most of them have not. I here reiterate some of them, and discuss others later in this Message. I urge upon the Congress early consideration of them. Some are more urgent than others, but all are necessary.

(1) Legislation to authorize the President to create **fact-finding boards** for the prevention of stoppages of work in Nation-wide industries after collective bargaining and conciliation and voluntary arbitration have failed—as recommended by me on December 3, 1945.

(2) Enactment of a satisfactory **full employment bill** such as the Senate bill now in conference between the Senate and the House—as recommended by me on September 6, 1945.

(3) Legislation to supplement the **unemployment insurance benefits** for unemployed workers now provided by the different States—as recommended by me on May 28, 1945.

(4) Adoption of a **permanent Fair Employment Practice Act**—as recommended by me on September 6, 1945.

(5) Legislation substantially raising the amount of **minimum wages** now provided by law—as recommended by me on September 6, 1945.

(6) Legislation providing for a comprehensive program for **scientific research**—as recommended by me on September 6, 1945.

(7) Legislation enacting a **health and medical care program**—as recommended by me on November 19, 1945.

(8) Legislation adopting the program of **universal training**—as recommended by me on October 23, 1945.

(9) Legislation providing an **adequate salary scale for all Government employees** in all branches of the Government—as recommended by me on September 6, 1945.

(10) Legislation making provision for **succession to the Presidency** in the event of the death or incapacity or disqualification of the President and Vice President—as recommended by me on June 19, 1945.

(11) Legislation for the **unification of the armed services**—as recommended by me on December 19, 1945.

(12) Legislation for the **domestic use and control of atomic energy**—as recommended by me on October 3, 1945.

(13) **Retention of the United States Employment Service** in the Federal Government for a period at least up to June 30, 1947—as recommended by me on September 6, 1945.

(14) **Legislation to increase unemployment allowances for veterans** in line with increases for civilians—as recommended by me on September 6, 1945.

(15) **Social security coverage for veterans** for their period of military service—as recommended by me on September 6, 1945.

(16) **Extension of crop insurance**—as recommended by me on September 6, 1945.

(17) Legislation permitting the **sale of ships** by the Maritime Commission at home and abroad—as recommended by me on September 6, 1945. I further recommend that this legislation include adequate authority for chartering vessels both here and abroad.

(18) Legislation to take care of the **stock piling of materials** in which the United States is naturally deficient—as recommended by me on September 6, 1945.

(19) Enactment of **Federal airport legislation**—as recommended by me on September 6, 1945.

(20) Legislation **repealing the Johnson Act** on foreign loans—as recommended by me on September 6, 1945.

(21) Legislation for the **development of the Great Lakes-St. Lawrence River Basin**—as recommended by me on October 3, 1945.

#### 4. POLICIES IN SPECIFIC FIELDS

##### (a) *Extension of Price Control Act*

Today inflation is our greatest immediate domestic problem. So far the fight against inflation has been waged successfully. Since May 1943, following President Roosevelt's "hold the line" order and in the face of the greatest pressures which this country has ever seen, the cost of living index has risen only three percent. Wholesale prices in this same period have been held to an increase of two and one-half percent.

This record has been made possible by the vigorous efforts of the agencies responsible for this program. But their efforts would have been fruitless if they had not had the solid support of the great masses of our people. The Congress is to be congratulated for its role in providing the legislation under which this work has been carried out.

On VJ-day it was clear to all thinking people that the danger of inflation was by no means over. Many of us can remember vividly our disastrous experience following World War I. Then the very restricted wartime controls were lifted too quickly, and as a result prices and rents moved more rapidly upward. In the year and a half following the armistice, rents, food, and clothing shot to higher and still higher levels.

When the inevitable crash occurred less than two years after the end of the war, business bankruptcies were widespread. Profits were wiped out. Inventory losses amounted to billions of dollars. Farm income dropped by one-half. Factory pay rolls dropped 40 percent, and nearly one-fifth of all our industrial workers were walking the streets in search of jobs. This was a grim greeting, indeed, to offer our veterans who had just returned from overseas.

When I addressed the Congress in September, I emphasized that we must continue to hold the price line until the production of goods



caught up with the tremendous demands. Since then we have seen demonstrated the strength of the inflationary pressures which we have to face.

Retail sales in the closing months of 1945 ran 12 percent above the previous peak for that season, which came in 1944. Prices throughout the entire economy have been pressing hard against the price ceilings. The prices of real estate, which cannot now be controlled under the law, are rising rapidly. Commercial rents are not included in the present price control law and, where they are not controlled by State law, have been increasing, causing difficulties to many businessmen.

It will be impossible to maintain a high purchasing power or an expanding production unless we can keep prices at levels which can be met by the vast majority of our people. Full production is the greatest weapon against inflation, but until we can produce enough goods to meet the threat of inflation the Government will have to exercise its wartime control over prices.

I am sure that the people of the United States are disturbed by the demands made by several business groups with regard to price and rent control.

I am particularly disturbed at the effect such thinking may have on production and employment. If manufacturers continue to hold back goods and decline to submit bids when invited—as I am informed some are doing—in anticipation of higher prices which would follow the end of price controls, we shall inevitably slow down production and create needless unemployment. On the other hand, there are the vast majority of American businessmen who are not holding back goods, but who need certainty about the Government pricing policy in order to fix their own long-range pricing policies.

Businessmen are entitled therefore to a clear statement of the policy of the Government on the subject. Tenants and housewives, farmers and workers—consumers in general—have an equal right.

We are all anxious to eliminate unnecessary controls just as rapidly as we can do so. The steps that we have already taken in many directions toward that end are a clear indication of our policy.

The present Price Control Act expires on June 30, 1946. If we expect to maintain a steady economy we shall have to maintain price and rent control for many months to come. The inflationary pressures on prices and rents, with relatively few exceptions, are now at an all-time peak. Unless the Price Control Act is renewed there will be no limit to which our price levels would soar. Our country would face a national disaster.

We cannot wait to renew the act until immediately before it expires. Inflation results from psychological as well as economic conditions. The country has a clear right to know where the Congress stands on this all-important problem. Any uncertainty now as to whether the act will be extended gives rise to price speculation, to withholding of goods from the market in anticipation of rising prices, and to delays in achieving maximum production.

I do not doubt that the Congress will be beset by many groups who will urge that the legislation that I have proposed should either be eliminated or modified to the point where it is nearly useless. The Congress has a clear responsibility to meet this challenge with courage and determination. I have every confidence that it will do so.

I strongly urge that the Congress now resolve all doubts and as soon as possible adopt legislation continuing rent and price control in effect for a full year from June 30, 1946.

*(b) Food subsidies*

If the price line is to be held, if our people are to be protected against the inflationary dangers which confront us, we must do more than extend the Price Control Act. In September we were hopeful that the inflationary pressures would by this time have begun to diminish. We were particularly hopeful on food. Indeed, it was estimated that food prices at retail would drop from 3 to 5 percent in the first six months following the end of the war.

In anticipation of this decline in food prices, it was our belief that food subsidies could be removed gradually during the winter and spring months, and eliminated almost completely by June 30 of this year. It was our feeling that the food subsidies could be dropped without an increase to the consumer in the present level of food prices or in the over-all cost of living.

As matters stand today, however, food prices are pressing hard against the ceilings. The expected decline in food prices has not occurred, nor is it likely to occur for many months to come. This brings me to the reluctant conclusion that food subsidies must be continued beyond June 30, 1946.

If we fail to take this necessary step, meat prices on July 1 will be from 3 to 5 cents higher than their average present levels; butter will be at least 12 cents a pound higher, in addition to the 5 cents a pound increase of last fall; milk will increase from 1 to 2 cents a quart; bread will increase about 1 cent a loaf; sugar will increase over 1 cent a pound; cheese, in addition to the increase of 4 cents now

planned for the latter part of this month, will go up an additional 8 cents. In terms of percentages we may find the cost-of-living index for food increased by more than 8 percent, which in turn would result in more than a 3-percent increase in the cost of living.

If prices of food were allowed to increase by these amounts, I must make it clear to the Congress that, in my opinion, it would become extremely difficult for us to control the forces of inflation.

None of us likes subsidies. Our farmers, in particular, have always been opposed to them.

But I believe our farmers are as deeply conscious as any group in the land of the havoc which inflation can create. Certainly in the past eighteen months there has been no group which has fought any harder in support of the Government's price control program. I am confident that, if the facts are placed before them and if they see clearly the evils between which we are forced to choose, they will understand the reasons why subsidies must be continued.

The legislation continuing the use of food subsidies into the new fiscal year should be tied down specifically to certain standards. A very proper requirement, in my opinion, would be that subsidies be removed as soon as it is indicated that the cost of living will decline below the present levels.

(c) *Extension of War Powers Act*

The Second War Powers Act has recently been extended by the Congress for six months instead of for a year. It will now expire, unless further extended, on June 30, 1946. This act is the basis for priority and inventory controls governing the use of scarce materials, as well as for other powers essential to orderly reconversion.

I think that this Administration has given adequate proof of the fact that it desires to eliminate wartime controls as quickly and as expeditiously as possible. However, we know that there will continue to be shortages of certain materials caused by the war even after June 30, 1946. It is important that businessmen know now that materials in short supply are going to be controlled and distributed fairly as long as these war-born shortages continue.

I, therefore, urge the Congress soon to extend the Second War Powers Act. We cannot afford to wait until just before the act expires next June. To wait would cause the controls to break down in a short time, and would hamper our production and employment program.

*(d) Small business and competition*

A rising birth rate for small business, and a favorable environment for its growth, are not only economic necessities but also important practical demonstrations of opportunity in a democratic free society. A great many veterans and workers with new skills and experience will want to start in for themselves. The opportunity must be afforded them to do so. They are the small businessmen of the future.

Actually when we talk about small business we are talking about almost all of the Nation's individual businesses. Nine out of every ten concerns fall into this category, and 45 percent of all workers are employed by them. Between 30 and 40 percent of the total value of all business transactions are handled by small business.

It is obvious national policy to foster the sound development of small business. It helps to maintain high levels of employment and national income and consumption of the goods and services that the Nation can produce. It encourages the competition that keeps our free enterprise economy vigorous and expanding. Small business, because of its flexibility, assists in the rapid exploitation of scientific and technological discoveries. Investment in small business can absorb a large volume of savings that might otherwise not be tapped.

The Government should encourage and is encouraging small-business initiative and originality to stimulate progress through competition.

During the war, the Smaller War Plants Corporation assisted small concerns to make a maximum contribution to victory. The work of the Smaller War Plants Corporation is being carried on in peacetime by the Federal Loan Agency and the Department of Commerce. The fundamental approach to the job of encouraging small concerns must be based on:

1. Arrangements for making private and public financial resources available on reasonable terms.

2. Provision of technical advice and assistance to business as a whole on production, research, and management problems. This will help equalize competitive relationships between large and small companies, for many of the small companies cannot afford expensive technical research, accounting, and tax advice.

3. Elimination of trade practices and agreements which reduce competition and discriminate against new or small enterprises.

We speak a great deal about the free enterprise economy of our country. It is competition that keeps it free. It is competition

that keeps it growing and developing. The truth is that we need far more competition in the future than we have had in the immediate past.

By strangling competition, monopolistic activity prevents or deters investment in new or expanded production facilities. This lessens the opportunity for employment and chokes off new outlets for idle savings. Monopoly maintains prices at artificially high levels and reduces consumption which, with lower prices, would rise and support larger production and higher employment. Monopoly, not being subject to competitive pressure, is slow to take advantage of technical advances which would lower prices or improve quality. All three of these monopolistic activities very directly lower the standard of living—through higher prices and lower quality of product—which free competition would improve.

The Federal Government must protect legitimate business and consumers from predatory and monopolistic practices by the vigilant enforcement of regulatory legislation. The program will be designed to have a maximum impact upon monopolistic bottlenecks and unfair competitive practices hindering expansion in employment.

During the war, enforcement of antimonopoly laws was suspended in a number of fields. The Government must now take major steps not only to maintain enforcement of antitrust laws but to encourage new and competing enterprises in every way. The deferred demand of the war years and the large accumulations of liquid assets provide ample incentive for expansion. Equalizing of business opportunity, under full and free competition, must be a prime responsibility in the reconversion period and in the years that follow. Many leading businessmen have recognized the importance of such action both to themselves and to the economy as a whole.

But we must do more than break up trusts and monopolies after they have begun to strangle competition. We must take positive action to foster new, expanding enterprises. By legislation and by administration we must take specific steps to discourage the formation or the strengthening of competition-restricting business. We must have an over-all antimonopoly policy which can be applied by all agencies of the Government in exercising the functions assigned to them—a policy designed to encourage the formation and growth of new and freely competitive enterprises.

Among the many departments and agencies which have parts in the program affecting business and competition, the Department of Commerce has a particularly important role. That is why I have

recommended a substantial increase in appropriations for the next fiscal year for this Department.

In its assistance to industry, the Department of Commerce will concentrate its efforts on these primary objectives: Promotion of a large and well-balanced foreign trade; provision of improved technical assistance and management aids, especially for small enterprises; and strengthening of basic statistics on business operations, both by industries and by regions. To make new inventions and discoveries available more promptly to all businesses, small and large, the Department proposes to expand its own research activities, promote research by universities, improve Patent Office procedures, and develop a greatly expanded system of field offices readily accessible to the businesses they serve.

Many gaps exist in the private financial mechanism, especially in the provision of long-term funds for small- and medium-sized enterprises. In the peacetime economy the Reconstruction Finance Corporation will take the leadership in assuring adequate financing for small enterprises which cannot secure funds from other sources. Most of the funds should and will be provided by private lenders; but the Reconstruction Finance Corporation will share any unusual risks through guarantees of private loans, with direct loans only when private capital is unwilling to participate on a reasonable basis.

(e) *Minimum wage*

Full employment and full production may be achieved only by maintaining a level of consumer income far higher than that of the prewar period. A high level of consumer income will maintain the market for the output of our mills, farms, and factories, which we have demonstrated during the war years that we can produce. One of the basic steps which the Congress can take to establish a high level of consumer income is to amend the Fair Labor Standards Act to raise substandard wages to a decent minimum and to extend similar protection to additional workers who are not covered by the present act.

Substandard wages are bad for business and for the farmer. Substandard wages provide only a substandard market for the goods and services produced by American industry and agriculture.

At the present time the Fair Labor Standards Act prescribes a minimum wage of 40 cents an hour for those workers who are covered by the act. The present minimum wage represents an annual income of about \$800 to those continuously employed for 50 weeks—

clearly a wholly inadequate budget for an American family. I am in full accord with the proposal now pending in the Congress that the statutory minimum be raised immediately to 65 cents an hour, with further increases to 70 cents after one year and to 75 cents after two years. I also favor the proposal that the industry committee procedure be used to set rates higher than 65 cents per hour during the two-year interval before the 75-cent basic wage would otherwise become applicable.

The proposed minimum wage of 65 cents an hour would assure the worker an annual income of about \$1,300 a year in steady employment. This amount is clearly a modest goal. After considering cost-of-living increases in recent years, it is little more than a 10-cent increase over the present legal minimum. In fact, if any large number of workers earn less than this amount, we will find it impossible to maintain the levels of purchasing power needed to sustain the stable prosperity which we desire. Raising the minimum to 75 cents an hour will provide the wage earner with an annual income of \$1,500 if he is fully employed.

The proposed higher minimum wage levels are feasible without involving serious price adjustments or serious geographic dislocations.

Today about 20 percent of our manufacturing wage earners—or about 2 million—earn less than 65 cents an hour. Because wages in most industries have risen during the war, this is about the same as the proportion—17 percent—who were earning less than 40 cents an hour in 1941.

I also recommend that minimum wage protection be extended to several groups of workers not now covered. The need for a decent standard of living is by no means limited to those workers who happen to be covered by the act as it now stands. It is particularly vital at this period of readjustment in the national economy and readjustment in employment of labor to extend minimum wage protection as far as possible.

Lifting the basic minimum wage is necessary, it is justified as a matter of simple equity to workers, and it will prove not only feasible but also directly beneficial to the Nation's employers.

*(f) Agricultural programs*

The farmers of America generally are entering the crop year of 1946 in better financial condition than ever before. Farm mortgage debt is the lowest in 30 years. Farmers' savings are the largest in history. Our agricultural plant is in much better condition than

after World War I. Farm machinery and supplies are expected to be available in larger volume, and farm labor problems will be less acute.

The demand for farm products will continue strong during the next year or two because domestic purchases will be supplemented by a high level of exports and foreign relief shipments. It is currently estimated that from 7 to 10 percent of the total United States food supply may be exported in the calendar year 1946.

Farm prices are expected to remain at least at their present levels in the immediate future, and for at least the next 12 months they are expected to yield a net farm income double the 1935-39 average and higher than in any year prior to 1943.

We can look to the future of agriculture with greater confidence than in many a year in the past. Agriculture itself is moving confidently ahead, planning for another year of big production, taking definite and positive steps to lead the way toward an economy of abundance.

Agricultural production goals for 1946 call for somewhat greater acreage than actually was planted in 1945. Agriculture is prepared to demonstrate that it can make a peacetime contribution as great as its contribution toward the winning of the war.

In spite of supplying our armed forces and our allies during the war with a fifth to a fourth of our total food output, farmers were still able to provide our civilians with 8 percent more food per capita than the average for the five years preceding the war. Since the surrender of Japan, civilian food consumption has risen still further. By the end of 1945 the amount of the increase in food consumption was estimated to be as high as 15 percent over the prewar average. The record shows that the people of this country want and need more food and that they will buy more food if only they have the jobs and the purchasing power. The first essential therefore in providing fully for the welfare of agriculture is to maintain full employment and a high level of purchasing power throughout the Nation.

For the period immediately ahead we shall still have the problem of supplying enough food. If we are to do our part in aiding the war-stricken and starving countries some of the food desires of our own people will not be completely satisfied, at least until these nations have had an opportunity to harvest another crop. During the next few months the need for food in the world will be more serious than at any time during the war. And, despite the large shipments we have



already made, and despite what we shall send, there remain great needs abroad.

Beyond the relief feeding period, there will still be substantial foreign outlets for our farm commodities. The chief dependence of the farmer, however, as always, must be upon the buying power of our own people.

The first obligation of the Government to agriculture for the reconversion period is to make good on its price-support commitments. This we intend to do, with realistic consideration for the sound patterns of production that will contribute most to the long-time welfare of agriculture and the whole Nation. The period during which prices are supported will provide an opportunity for farmers individually to strengthen their position in changing over from a wartime to a peacetime basis of production. It will provide an opportunity for the Congress to review the needs of agriculture and make changes in national legislation where experience has shown changes to be needed. In this connection, the Congress will wish to consider legislation to take the place of the 1937 Sugar Act which expires at the end of this year. During this period we must do a thorough job of basic planning to the end that agriculture shall be able to contribute its full share toward a healthy national economy.

Our long-range agricultural policies should have two main objectives: First, to assure the people on the farms a fair share of the national income; and, second, to encourage an agricultural production pattern that is best fitted to the Nation's needs. To accomplish this second objective we shall have to take into consideration changes that have taken place and will continue to take place in the production of farm commodities—changes that affect costs and efficiency and volume.

What we seek ultimately is a high level of food production and consumption that will provide good nutrition for everyone. This cannot be accomplished by agriculture alone. We can be certain of our capacity to produce food, but we have often failed to distribute it as well as we should and to see that our people can afford to buy it. The way to get good nutrition for the whole Nation is to provide employment opportunities and purchasing power for all groups that will enable them to buy full diets at market prices.

Wherever purchasing power fails to reach this level we should see that they have some means of getting adequate food at prices in line with their ability to buy. Therefore, we should have available supplementary programs that will enable all our people to have enough of the right kind of food.

For example, one of the best possible contributions toward building a stronger, healthier Nation would be a permanent school-lunch program on a scale adequate to assure every school child a good lunch at noon. The Congress, of course, has recognized this need for a continuing school-lunch program and legislation to that effect has been introduced and hearings held. The plan contemplates the attainment of this objective with a minimum of Federal expenditures. I hope that the legislation will be enacted in time for a permanent program to start with the beginning of the school year next fall.

We have the technical knowledge and the productive capacity to provide plenty of good food for every man, woman, and child in the United States. It is time we made that possibility a reality.

*(g) Resource development*

The strength of our Nation and the welfare of the people rest upon the natural resources of the country. We have learned that proper conservation of our lands, including our forests and minerals, and wise management of our waters will add immensely to our national wealth.

The first step in the Government's conservation program must be to find out just what are our basic resources, and how they should be used. We need to take, as soon as possible, an inventory of the lands, the minerals, and the forests of the Nation.

During the war it was necessary to curtail some of our long-range plans for development of our natural resources, and to emphasize programs vital to the prosecution of the war. Work was suspended on a number of flood control and reclamation projects and on the development of our national forests and parks. This work must now be resumed, and new projects must be undertaken to provide essential services and to assist in the process of economic development.

The rivers of America offer a great opportunity to our generation in the management of the national wealth. By a wise use of Federal funds, most of which will be repaid into the Treasury, the scourge of floods and drought can be curbed, water can be brought to arid lands, navigation can be extended, and cheap power can be brought alike to the farms and to the industries of our land.

Through the use of the waters of the Columbia River, for example, we are creating a rich agricultural area as large as the State of Delaware. At the same time, we are producing power at Grand Coulee and at Bonneville which played a mighty part in winning the war

and which will found a great peacetime industry in the Northwest. The Tennessee Valley Authority will resume its peacetime program of promoting full use of the resources of the Valley. We shall continue our plans for the development of the Missouri Valley, the Arkansas Valley, and the Central Valley of California.

The Congress has shown itself alive to the practical requirements for a beneficial use of our water resources by providing that preference in the sale of power be given to farmers' cooperatives and public agencies. The public power program thus authorized must continue to be made effective by building the necessary generating and transmission facilities to furnish the maximum of firm power needed at the wholesale markets, which are often distant from the dam sites.

These great developmental projects will open the frontiers of agriculture, industry, and commerce. The employment opportunities thus offered will also go far to ease the transition from war to peace.

*(h) Public works*

During the war even urgently needed Federal, State, and local construction projects were deferred in order to release resources for war production. In resuming public works construction, it is desirable to proceed only at a moderate rate, since demand for private construction will be abnormally high for some time. Our public works program should be timed to reach its peak after demand for private construction has begun to taper off. Meanwhile, however, plans should be prepared if we are to act promptly when the present extraordinary private demand begins to run out.

The Congress made money available to Federal agencies for their public works planning in the fiscal year 1946. I strongly recommend that this policy be continued and extended in the fiscal year 1947.

State and local governments also have an essential role to play in a national public works program. In my message of September 6, 1945, I recommended that the Congress vote such grants to State and local governments as will insure that each level of government makes its proper contribution to a balanced public construction program. Specifically, the Federal Government should aid State and local governments in planning their own public works programs, in undertaking projects related to Federal programs of regional development, and in constructing such public works as are necessary to carry out the various policies of the Federal Government.

Early in 1945 the Congress made available advances to State and local governments for planning public works projects, and recently made additional provision to continue these advances through the fiscal year 1946. I believe that further appropriations will be needed for the same purpose for the fiscal year 1947.

The Congress has already made provision for highway programs. It is now considering legislation which would expand Federal grants and loans in several other fields, including construction of airports, hospital and health centers, housing, water pollution control facilities, and educational plant facilities. I hope that early action will be taken to authorize these Federal programs.

With respect to public works of strictly local importance, State and local governments should proceed without Federal assistance except in planning. This rule should be subject to review when and if the prospect of highly adverse general economic developments warrants it.

All loans and grants for public works should be planned and administered in such a way that they are brought into accord with the other elements of the Federal Program.

Our long-run objective is to achieve a program of direct Federal and Federally assisted public works which is planned in advance and synchronized with business conditions. In this way it can make its greatest contribution to general economic stability.

*(i) National housing program*

Last September I stated in my message to the Congress that housing was high on the list of matters calling for decisive action.

Since then the housing shortage in countless communities, affecting millions of families, has magnified this call to action.

Today we face both an immediate emergency and a major postwar problem.

Since VJ-day the wartime housing shortage has been growing steadily worse and pressure on real estate values has increased. Returning veterans often cannot find a satisfactory place for their families to live, and many who buy have to pay exorbitant prices. Rapid demobilization inevitably means further overcrowding.

A realistic and practical attack on the emergency will require aggressive action by local governments, with Federal aid, to exploit all opportunities and to give the veterans as far as possible first chance at vacancies. It will require continuation of rent control in shortage areas as well as legislation to permit control of sales prices. It

will require maximum conversion of temporary war units for veterans' housing and their transportation to communities with the most pressing needs; the Congress has already appropriated funds for this purpose.

The inflation in the price of housing is growing daily.

As a result of the housing shortage, it is inevitable that the present dangers of inflation in home values will continue unless the Congress takes action in the immediate future.

Legislation is now pending in the Congress which would provide for ceiling prices for old and new houses. The authority to fix such ceilings is essential. With such authority, our veterans and other prospective home owners would be protected against a skyrocketing of home prices. The country would be protected from the extension of the present inflation in home values which, if allowed to continue, will threaten not only the stabilization program but our opportunities for attaining a sustained high level of home construction.

Such measures are necessary stopgaps—but only stopgaps. This emergency action, taken alone, is good—but not enough. The housing shortage did not start with the war or with demobilization; it began years before that and has steadily accumulated. The speed with which the Congress establishes the foundation for a permanent, long-range housing program will determine how effectively we grasp the immense opportunity to achieve our goal of decent housing and to make housing a major instrument of continuing prosperity and full employment in the years ahead. It will determine whether we move forward to a stable and healthy housing enterprise and toward providing a decent home for every American family.

Production is the only fully effective answer. To get the wheels turning, I have appointed an emergency housing expediter. I have approved establishment of priorities designed to assure an ample share of scarce materials to builders of houses for which veterans will have preference. Additional price and wage adjustments will be made where necessary, and other steps will be taken to stimulate greater production of bottleneck items. I recommend consideration of every sound method for expansion in facilities for insurance of privately financed housing by the Federal Housing Administration and resumption of previously authorized low-rent public housing projects suspended during the war.

In order to meet as many demands of the emergency situation as possible, a program of emergency measures is now being formulated for action. These will include steps in addition to those already taken.

As quickly as this program can be formulated, announcement will be made.

Last September I also outlined to the Congress the basic principles for the kind of decisive, permanent legislation necessary for a long-range housing program.

These principles place paramount the fact that housing construction and financing for the overwhelming majority of our citizens should be done by private enterprise. They contemplate also that we afford governmental encouragement to privately financed house construction for families of moderate income, through extension of the successful system of insurance of housing investment; that research be undertaken to develop better and cheaper methods of building homes; that communities be assisted in appraising their housing needs; that we commence a program of Federal aid, with fair local participation, to stimulate and promote the rebuilding and redevelopment of slums and blighted areas—with maximum use of private capital. It is equally essential that we use public funds to assist families of low income who could not otherwise enjoy adequate housing, and that we quicken our rate of progress in rural housing.

Legislation now under consideration by the Congress provides for a comprehensive attack jointly by private enterprise, State and local authorities, and the Federal Government. This legislation would make permanent the National Housing Agency and give it authority and funds for much needed technical and economic research. It would provide additional stimulus for privately financed housing construction. This stimulus consists of establishing a new system of yield insurance to encourage large-scale investment in rental housing and broadening the insuring powers of the Federal Housing Administration and the lending powers of the Federal savings and loan associations.

Where private industry cannot build, the Government must step in to do the job. The bill would encourage expansion in housing available for the lowest income groups by continuing to provide direct subsidies for low-rent housing and rural housing. It would facilitate land assembly for urban redevelopment by loans and contributions to local public agencies where the localities do their share.

Prompt enactment of permanent housing legislation along these lines will not interfere with the emergency action already under way. On the contrary, it would lift us out of a potentially perpetual state of housing emergency. It would offer the best hope and prospect to

millions of veterans and other American families that the American system can offer more to them than temporary makeshifts.

I have said before that the people of the United States can be the best housed people in the world. I repeat that assertion, and I welcome the cooperation of the Congress in achieving that goal.

*(j) Social security and health*

Our Social Security System has just celebrated its tenth anniversary. During the past decade this program has supported the welfare and morale of a large part of our people by removing some of the hazards and hardships of the aged, the unemployed, and widows and dependent children.

But, looking back over 10 years' experience and ahead to the future, we cannot fail to see defects and serious inadequacies in our system as it now exists. Benefits are in many cases inadequate; a great many persons are excluded from coverage; and provision has not been made for social insurance to cover the cost of medical care and the earnings lost by the sick and the disabled.

In the field of old-age security, there seems to be no adequate reason for excluding such groups as the self-employed, agricultural and domestic workers, and employees of nonprofit organizations. Since many of these groups earn wages too low to permit significant savings for old age, they are in special need of the assured income that can be provided by old-age insurance.

We must take urgent measures for the readjustment period ahead. The Congress for some time has been considering legislation designed to supplement at Federal expense, during the immediate reconversion period, compensation payments to the unemployed. Again I urge the Congress to enact legislation liberalizing unemployment compensation benefits and extending the coverage. Providing for the sustained consumption by the unemployed persons and their families is more than a welfare policy; it is sound economic policy. A sustained high level of consumer purchases is a basic ingredient of a prosperous economy.

During the war, nearly 5 million men were rejected for military service because of physical or mental defects which in many cases might have been prevented or corrected. This is shocking evidence that large sections of the population are at substandard levels of health. The need for a program that will give everyone opportunity for medical care is obvious. Nor can there be any serious doubt of

the Government's responsibility for helping in this human and social problem.

The comprehensive health program which I recommended on November 19, 1945, will require substantial additions to the Social Security System and, in conjunction with other changes that need to be made, will require further consideration of the financial basis for social security. The system of prepaid medical care which I have recommended is expected eventually to require amounts equivalent to 4 percent of earnings up to \$3,600 a year, which is about the average of present expenditures by individuals for medical care. The pooling of medical costs, under a plan which permits each individual to make a free choice of doctor and hospital, would assure that individuals receive adequate treatment and hospitalization when they are faced with emergencies for which they cannot budget individually. In addition, I recommended insurance benefits to replace part of the earnings lost through temporary sickness and permanent disability.

Even without these proposed major additions, it would now be time to undertake a thorough reconsideration of our social security laws. The structure should be expanded and liberalized. Provision should be made for extending coverage credit to veterans for the period of their service in the armed forces. In the financial provisions we must reconcile the actuarial needs of social security, including health insurance, with the requirements of a revenue system that is designed to promote a high level of consumption and full employment.

#### *(k) Education*

Although the major responsibility for financing education rests with the States, some assistance has long been given by the Federal Government. Further assistance is desirable and essential. There are many areas and some whole States where good schools cannot be provided without imposing an undue local tax burden on the citizens. It is essential to provide adequate elementary and secondary schools everywhere, and additional educational opportunities for large numbers of people beyond the secondary level. Accordingly, I repeat the proposal of last year's Budget Message that the Federal Government provide financial aid to assist the States in assuring more nearly equal opportunities for a good education. The proposed Federal grants for current educational expenditures should be made for the purpose of improving the educational system where improvement is most needed. They should not be used to replace existing non-Federal expenditures, or even to restore merely the situation which existed before the war.



In the future we expect incomes considerably higher than before the war. Higher incomes should make it possible for State and local governments and for individuals to support higher and more nearly adequate expenditures for education. But inequality among the States will still remain, and Federal help will still be needed.

As a part of our total public works program, consideration should be given to the need for providing adequate buildings for schools and other educational institutions. In view of current arrears in the construction of educational facilities, I believe that legislation to authorize grants for educational facilities, to be matched by similar expenditures by State and local authorities, should receive the favorable consideration of the Congress.

The Federal Government has not sought, and will not seek, to dominate education in the States. It should continue its historic role of leadership and advice and, for the purpose of equalizing educational opportunity, it should extend further financial support to the cause of education in areas where this is desirable.

*(1) Federal Government personnel*

The rapid reconversion of the Federal Government from war to peace is reflected in the demobilization of its civilian personnel. The number of these employees in continental United States has been reduced by more than 500,000 from the total of approximately 2,900,000 employed in the final months of the war. I expect that by next June we shall have made a further reduction of equal magnitude and that there will be continuing reductions during the next fiscal year. Of the special wartime agencies now remaining, only a few are expected to continue actively into the next fiscal year.

At the same time that we have curtailed the number of employees, we have shortened the workweek by one-sixth or more throughout the Government and have restored holidays. The process of readjustment has been complicated and costs have been increased by a heavy turn-over in the remaining personnel—particularly by the loss of some of our best administrators. Thousands of war veterans have been reinstated or newly employed in the civil service. Many civilians have been transferred from war agencies to their former peacetime agencies. Recruitment standards, which had to be relaxed during the war, are now being tightened.

The elimination last autumn of overtime work for nearly all Federal employees meant a sharp cut in their incomes. For sal-

aried workers, the blow was softened but by no means offset by the increased rates of pay which had become effective July 1. Further adjustments to compensate for increased living costs are required. Moreover, we have long needed a general upward revision of Federal Government salary scales at all levels in all branches—legislative, judicial, and executive. Too many in Government have had to sacrifice too much in economic advantage to serve the Nation.

Adequate salaries will result in economies and improved efficiency in the conduct of Government business—gains that will far outweigh the immediate costs. I hope the Congress will expedite action on salary legislation for all Federal employees in all branches of the Government. The only exception I would make is in the case of workers whose pay rates are established by wage boards; a blanket adjustment would destroy the system by which their wages are kept alined with prevailing rates in particular localities. The wage boards should be sensitive now, as they were during the war, to changes in local prevailing wage rates and should make adjustments accordingly.

I hope also that the Congress may see fit to enact legislation for the adequate protection of the health and safety of Federal employees, for their coverage under a system of unemployment compensation, and for their return at Government expense to their homes after separation from wartime service.

*(m) Territories, insular possessions, and the District of Columbia*

The major governments of the world face few problems as important and as perplexing as those relating to dependent peoples. This Government is committed to the democratic principle that it is for the dependent peoples themselves to decide what their status shall be. To this end I asked the Congress last October to provide a means by which the people of Puerto Rico might choose their form of government and ultimate status with respect to the United States. I urge, too, that the Congress promptly accede to the wishes of the people of Hawaii that the Territory be admitted to statehood in our Union, and that similar action be taken with respect to Alaska as soon as it is certain that this is the desire of the people of that great Territory. The people of the Virgin Islands should be given an increasing measure of self-government.

We have already determined that the Philippine Islands are to be independent on July 4, 1946. The ravages of war and enemy occupation, however, have placed a heavy responsibility upon the United

States. I urge that the Congress complete, as promptly and as generously as may be possible, legislation which will aid economic rehabilitation for the Philippines. This will be not only a just acknowledgment of the loyalty of the people of the Philippines, but it will help to avoid the economic chaos which otherwise will be their heritage from our common war. Perhaps no event in the long centuries of colonialism gives more hope for the pattern of the future than the independence of the Philippines.

The District of Columbia, because of its special relation to the Federal Government, has been treated since 1800 as a dependent area. We should move toward a greater measure of local self-government consistent with the constitutional status of the District. We should take adequate steps to assure that citizens of the United States are not denied their franchise merely because they reside at the Nation's Capital.

### III. THE BUDGET FOR THE FEDERAL PROGRAM FOR THE FISCAL YEAR 1947

#### SUMMARY OF THE BUDGET

For the first time since the fiscal year 1930 the Budget for the next fiscal year will require no increase in the national debt.

Expenditures of all kinds, authorized and recommended, in the next year are estimated at just above 35.8 billion dollars. Net receipts are estimated at 31.5 billion dollars. The estimated difference of 4.3 billion dollars will be met by a reduction in the very substantial balance which will be in the Treasury during the next fiscal year.

A large part of the activities outside defense and war liquidation, aftermath of war, and international finance, classified as "other activities" in a following table, is still due to repercussions of the war. These "other activities" include more than 2 billion dollars for aids to agriculture and net outlays for the Commodity Credit Corporation—almost double the expenditures for the same purposes in prewar years. This increase is due mainly to expenditures for purposes of price stabilization and price support resulting from the war food production program. Other increases in this category are due to the fact that certain wartime agencies now in the process of liquidation are included in this group of activities. If all expenditures for those activities which are directly or indirectly related to the war are excluded, the residual expenditures are below those for corresponding activities in prewar years. In making this comparison account should

be taken of the fact that, while prewar expenditures were affected by direct relief and work relief for the unemployed, the postwar budgets are affected by the considerable increase in pay rates and other increases in costs and prices.

To elaborate, the Budget, as I have remarked above, reflects on both sides of the ledger the Government's program as recommended by the Executive. It includes estimates not only of expenditures and receipts for which legislative authority already exists, but also of expenditures and receipts for which authorization is recommended.

The Budget total for the next fiscal year, the year that ends on June 30, 1947, is estimated at just above 35.8 billion dollars—about a third of the budgets for global war, although nearly four times the prewar budgets. This estimate is based on the assumption that a rapid liquidation of the war program will be associated with rapid reconversion and expansion of peacetime production. The total includes net outlays of Government corporations.

The estimated expenditures in the next and current fiscal year compare as follows with those of a year of global war and a prewar year:

Fiscal year:	<i>Total Budget expenditures (in millions)</i>
1947.....	\$35,860
1946.....	67,229
1945.....	100,031
1940.....	9,252

Although allowances for occupation, demobilization, and defense are drastically reduced in the fiscal year 1947, they will still amount to 42 percent of the total Budget. The so-called "aftermath of war" expenditures account for a further 30 percent of the total. The total of all other programs, which was drastically cut during the war, is increasing again as liquidation of the war program proceeds and renewed emphasis is placed on the peacetime objectives of the Government.

On the other side of the ledger, net receipts are estimated at 31.5 billion dollars. This estimate assumes that all existing taxes will continue all through the fiscal year 1947. Included are the extraordinary receipts from the disposal of surplus property.

As a result, estimated expenditures will exceed estimated receipts by 4.3 billion dollars. This amount can be provided by a reduction in the cash balance in the Treasury. Thus, after a long period of increasing public debt resulting from depression budgets and war budgets, it is anticipated that no increase in the Federal debt will be required next year.

**FEDERAL BUDGET EXPENDITURES AND BUDGET RECEIPTS**  
*Including net outlays of Government corporations and credit agencies*  
*(based on existing and proposed legislation)*

[In millions]

	Fiscal year	
	1946	1947
<b>Expenditures:</b>		
Defense, war, and war liquidation.....	\$49,000	\$15,000
Aftermath of war: Veterans, interest, refunds.....	10,813	10,793
International finance (including proposed legislation).....	2,614	2,754
Other activities.....	4,552	5,813
Activities based on proposed legislation (excluding international finance).....	250	1,500
<b>Total expenditures.....</b>	<b>67,229</b>	<b>35,860</b>
<b>Receipts (net).....</b>	<b>38,609</b>	<b>31,513</b>
<b>Excess of expenditures.....</b>	<b>28,620</b>	<b>4,347</b>

The current fiscal year, 1946, is a year of transition. When the year opened, in July 1945, we were still fighting a major war, and Federal expenditures were running at an annual rate of about 100 billion dollars. By June 1946 that rate will be more than cut in half. The Budget total for the current fiscal year is now estimated at 67.2 billion dollars, of which more than two-thirds provides for war and war liquidation. Since net receipts are estimated at 38.6 billion dollars, there will be an excess of expenditures of 28.6 billion dollars for the current fiscal year.

For all programs discussed in this Message I estimate the total of Budget appropriations and authorizations (including reappropriations and permanent appropriations) at 30,982 million dollars for the fiscal year 1947. Of this amount, present permanent appropriations are expected to provide 5,755 million dollars, principally for interest. This leaves 24,224 million dollars to be made available through new appropriations, exclusive of appropriations to liquidate contract authorizations; 900 million dollars in new contract authorizations; and 103 million dollars through the reappropriation of unliquidated balances of previous appropriations. The appropriations needed to liquidate contract authorizations are estimated at 1,113 million dollars.

In the Budget for the year ahead only over-all estimates are included at this time for the major war agencies and for net outlays of Government corporations. Detailed recommendations will be transmitted in the spring for the war agencies; and the business-type budgets of

Government corporations will likewise be transmitted in accordance with the recently adopted Government Corporation Control Act.

Similarly, only over-all estimates are provided for new programs recommended in this Message; detailed recommendations will be transmitted after authorizing legislation has been enacted. It should be recognized that many of the estimates for new programs recommended in this Message are initial year figures. These figures will be affected by the date the legislation is enacted and by the time needed for getting a program under way. New programs, such as that for a national research agency, will require larger amounts in later years. The estimates exclude major elements of the proposed national health program since the greater part of these will be covered by expenditures from trust funds.

The Budget total includes expenditures for capital outlay as well as for current operations. An estimated 1,740 million dollars will be expended in the fiscal year 1947 for direct Federal public works and for loans and grants for public works.

#### THE ECONOMIC IMPACT OF THE LIQUIDATION OF THE WAR PROGRAM

Government programs are of such importance in the development of production and employment opportunities—domestic and international—that it has become essential to formulate and consider the Federal Budget in the light of the Nation's budget as a whole. The relationship between the receipts, expenditures, and savings of consumers, business, and government is shown in the accompanying table.

Considering the whole Nation, total expenditures must equal the total receipts, because what any individual or group spends becomes receipts of other individuals or groups. Such equality can be achieved on either a high level of incomes or on a low or depression level of incomes.

Tremendous orders for munitions during the war shifted production and employment into high gear. Total goods produced and services rendered for private as well as for Government purposes—the Nation's budget—reached about 200 billion dollars in the calendar year 1944. Federal, State, and local government expenditures represented half of this total.

Corresponding estimates for the past 3 months depict the national economy in the process of demobilization and reconversion.

## THE GOVERNMENT'S BUDGET AND THE NATION'S BUDGET

Calendar year 1944 and October–December 1945

[In billions]

Economic group	Calendar year 1944 (global war)			October–December 1945 (start of reconversion) (in seasonally adjusted annual rates)		
	Receipts	Expenditures	Excess (+), deficit (-)	Receipts	Expenditures	Excess (+), deficit (-)
<b>CONSUMERS</b>						
Income after taxes.....	\$134			\$132		
Expenditures.....		\$98			\$107	
Excess of receipts, savings (+).....			+\$35			+\$25
<b>BUSINESS</b>						
Undistributed profits and reserves.....	\$13			\$9		
Gross capital formation:						
Domestic.....		\$4			\$15	
Net exports <sup>1</sup> .....		-2			1	
Total, gross capital formation.....		2			16	
Excess of receipts (+) or capital formation (-).....			+\$11			-\$7
<b>STATE AND LOCAL GOVERNMENT</b>						
Receipts from the public, other than borrowing.....	\$10			\$11		
Payments to the public.....		\$8			\$9	
Excess of receipts (+).....			+\$2			+\$2
<b>FEDERAL GOVERNMENT</b>						
Receipts from the public, other than borrowing.....	\$48			\$44		
Payments to the public.....		\$96			\$64	
Excess of payments (-).....			-\$48			-\$20
<i>Less: Adjustments</i> <sup>2</sup> .....	\$7	\$7		\$14	\$14	
<b>TOTAL: GROSS NATIONAL PRODUCT</b>						
Receipts.....	\$198			\$182		
Expenditures.....		\$198			\$182	
Balance.....			0			0

NOTE.—See corresponding table in part III, page 728, for detailed estimates and explanations.

<sup>1</sup> Excludes exports for lend-lease and relief which are included in Federal Government expenditures.<sup>2</sup> Mainly government expenditures for other than goods and services, such as mustering-out pay and unemployment compensation.

The wartime annual rate of Federal expenditures has been reduced by 32 billion dollars, while the Nation's budget total has dropped only half as much. The drop in total value of production and services has been less drastic because increasing private activities have absorbed in large measure the manpower and materials released from war production and war services.

The largest increase in private activities has occurred in business investments, which include residential and other construction, producers' durable equipment, accumulation of inventories, and net exports. Under conditions of global war, expenditures for private construction and equipment were held to a minimum and inventories were depleted. With the beginning of reconversion these developments have been reversed. Residential construction and outlays for plant and equipment are on the increase; inventories, too, are being replenished. International transactions (excluding lend-lease and international relief which are included under war expenditures) showed an import surplus under conditions of global war. In the past 3 months private exports have been slightly in excess of imports, for the first time since 1941.

Consumers' budgets show a significant change. On the income side, their total has declined but little because the reduction in "take-home" pay of war workers is, to a large extent, offset for the time being by the mustering-out payments received by war veterans and by unemployment compensation received by the unemployed. On the expenditure side, however, consumers' budgets, restricted during the war, have increased substantially as a result of the fact that scarce goods are beginning to appear on the market and wartime restraints are disappearing. Thus, consumers' current savings are declining substantially from the extraordinarily high wartime rate and some wartime savings are beginning to be used for long-delayed purchases.

Unemployment has increased less than was expected during this first period of demobilization and reconversion. It is true that 6 million men and women have been discharged from the armed forces since May 1945 and more than 5 million have been laid off from war work. On the other hand, more than a million civilians have been enlisted in the armed forces, a considerable number of war veterans have not immediately sought jobs, and many war workers, especially women, have withdrawn from the labor force. In addition, many industries, and especially service trades which were undermanned during the war, are beginning now, for the first time in years, to recruit



an adequate labor force. The reduced workweek has also contributed to the absorption of those released from war service and war work.

In general, the drastic cut in war programs has thrown the economy into lower gear; it has not thrown it out of gear. Our economic machine demonstrates remarkable resiliency, although there are many difficulties that must still be overcome. The rapid termination of war contracts, prompt clearance of unneeded Government-owned equipment from private plants, and other reconversion policies have greatly speeded up the beginning of peacetime work in reconverted plants.

Although the first great shock of demobilization and war-work termination has thus been met better than many observers expected, specific industries and specific regions show much unevenness in the progress of reconversion.

The Quarterly Report of the Director of War Mobilization and Reconversion analyzes the difficulties in recruiting personnel and obtaining materials that hamper reconversion in certain industries and proposes policies to deal with these situations. The lack of adequate housing is one of the main factors checking the flow of workers into areas where job opportunities exist.

## FEDERAL REVENUE, BORROWING, AND THE PUBLIC DEBT

### 1. FINANCIAL REQUIREMENTS AND TAX POLICY

Recommendations for tax legislation should be considered not only in the light of the financial requirements of the ensuing year, but also in the light of future years' financial requirements and a full consideration of economic conditions.

Expenditures are estimated at nearly 36 billion dollars in the fiscal year 1947; they can hardly be expected to be reduced to less than 25 billion dollars in subsequent years. Net receipts in the fiscal year 1947 are estimated at 31.5 billion dollars.

Included in this estimate are 2 billion dollars of receipts from disposal and rental of surplus property and 190 million dollars of receipts from renegotiation of wartime contracts. These sources of receipts will disappear in future years. Tax collections for the fiscal year 1947 also will not yet fully reflect the reduction in corporate tax liabilities provided in the Revenue Act of 1945. If the extraordinary receipts from the disposal of surplus property and renegotiation of contracts be disregarded, and if the tax reductions adopted in the Revenue Act of 1945 were fully effective, present tax rates would yield about 27 billion dollars.

These estimates for the fiscal year 1947 are based on the assumption of generally favorable business conditions but not on an income reflecting full employment and the high productivity that we hope to achieve. In future years the present tax system, in conjunction with a full employment level of national income, could be expected to yield more than 30 billion dollars, which is substantially above the anticipated peacetime level of expenditures.

In view of the still extraordinarily large expenditures in the coming year and continuing inflationary pressures, I am making no recommendation for tax reduction at this time.

We have already had a substantial reduction in taxes from wartime peaks. The Revenue Act of 1945 was a major tax-reduction measure. It decreased the total tax load by more than one-sixth, an amount substantially in excess of the reductions proposed by the Secretary of the Treasury to congressional tax committees in October 1945. These proposed reductions were designed to encourage reconversion and peacetime business expansion.

The possibility of further tax reductions must depend on the budgetary situation and the economic situation. The level of anticipated expenditures for the fiscal year 1947 and the volume of outstanding public debt require the maintenance of large revenues. Moreover, inflationary pressures still appear dangerously powerful, and ill-advised tax reduction would operate to strengthen them still further.

My decision not to recommend additional tax reductions at this time is made in the light of existing economic conditions and prospects.

## 2. BORROWING AND THE PUBLIC DEBT

The successful conclusion of the Victory loan marked the end of war borrowing and the beginning of the transition to postwar debt management.

Because of the success of the Victory loan, I am happy to report that the Treasury will not need to borrow any new money from the public during the remainder of the present fiscal year except through regular sales of savings bonds and savings notes. Furthermore, a part of the large cash balance now in the Treasury will be used for debt redemption so that the public debt which now amounts to about 278 billion dollars will decrease by several billion dollars during the next 18 months. The present statutory debt limit of 300 billion dollars will provide an ample margin for all of the public-debt trans-

actions through the fiscal year 1947. The net effect of the excess of expenditures and debt redemption on the Treasury cash balance, as compared with selected previous years, is shown in the following table:

EXCESS OF BUDGET EXPENDITURES, THE PUBLIC DEBT, AND THE TREASURY CASH BALANCE IN SELECTED YEARS

[In billions]

Fiscal year	Excess of Budget expenditures over receipts	Public debt	Cash balance
		At end of period	
1940.....	\$3.9	\$43.0	\$1.9
1945.....	53.6	258.7	24.7
1946:			
July-Dec. 1945.....	18.1	278.1	26.0
Jan.-June 1946.....	10.5	275.0	11.9
1947.....	4.3	271.0	3.2

Although the public debt is expected to decline, a substantial volume of refinancing will be required, because of the large volume of maturing obligations. Redemptions of savings bonds also have been running high in recent months and are expected to remain large for some time. The issuance of savings bonds will be continued. These bonds represent a convenient method of investment for small savers, and also an anti-inflationary method of refinancing. Government agencies and trust funds are expected to buy about 2.5 billion dollars of Government securities during the next 6 months, and 2.8 billion dollars more during the fiscal year 1947. Through these and other debt operations, the distribution of the Federal debt among the various types of public and private owners will change, even though the total is expected to decline.

The interest policies followed in the refinancing operations will have a major impact not only on the provision for interest payments in future budgets, but also on the level of interest rates prevailing in private financing. The average rate of interest on the debt is now a little under 2 percent. Low interest rates will be an important force in promoting the full production and full employment in the postwar period for which we are all striving. Close wartime cooperation between the Treasury Department and the Federal Reserve System has made it possible to finance the most expensive war in history at low and stable rates of interest. This cooperation will continue.

No less important than the level of interest rates paid on the debt is the distribution of its ownership. Of the total debt, more than half represents direct savings of individuals or investments of funds received from individual savings by life insurance companies, mutual savings banks, savings and loan associations, private or Government trust funds, and other agencies.

Most of the remaining debt—more than 100 billion dollars—is held by the commercial banks and the Federal Reserve banks. Heavy purchases by the banks were necessary to provide adequate funds to finance war expenditures. A considerable portion of these obligations are short-term in character and hence will require refinancing in the coming months and years. Since they have been purchased out of newly created bank funds, continuance of the present low rates of interest is entirely appropriate. To do otherwise would merely increase bank profits at the expense of the taxpayer.

The 275-billion-dollar debt poses a problem that requires careful consideration in the determination of financial and economic policies. We have learned that the problem, serious as it is, can be managed. Its management will require determined action to keep our Federal Budget in order and to relate our fiscal policies to the requirements of an expanding economy. The more successful we are in achieving full production and full employment the easier it will be to manage the debt and pay for the debt service. Large though the debt is, it is within our economic capacity. The interest charges on it amount to but a small proportion of our national income. The Government is determined, by a resolute policy of economic stabilization, to protect the interests of the millions of American citizens who have invested in its securities.

During the past 6 months the net revenue receipts of the Federal Government have been about 20 billion dollars, almost as much as during the closing 6 months of 1944 when the country was still engaged in all-out warfare. The high level of these receipts reflects the smoothness of the reconversion and particularly the strength of consumer demand. But the receipts so far collected, it must be remembered, do not reflect any of the tax reductions made by the Revenue Act of 1945. These reductions will not have their full effect on the revenue collected until the fiscal year 1948.

It is good to move toward a balanced budget and a start on the retirement of the debt at a time when demand for goods is strong and the business outlook is good. These conditions prevail today. Business is good and there are still powerful forces working in the direction of inflation. This is not the time for tax reduction.

## RECOMMENDATIONS FOR SPECIFIC FEDERAL ACTIVITIES

## 1. WAR LIQUIDATION AND NATIONAL DEFENSE

*(a) War expenditures*

The fiscal year 1947 will see a continuance of war liquidation and occupation. During this period we shall also lay the foundation for our peacetime system of national defense.

In the fiscal year that ended on June 30, 1945, almost wholly a period of global warfare, war expenditures amounted to 90.5 billion dollars. For the fiscal year 1946 war expenditures were originally estimated at 70 billion dollars. That estimate was made a year ago while we were still engaged in global warfare. After victory over Japan this estimate was revised to 50.5 billion dollars. Further cut-backs and accelerated demobilization have made possible an additional reduction in the rate of war spending. During the first 6 months 32.9 billion dollars were spent. It is now estimated that 16.1 billion dollars will be spent during the second 6 months, or a total of 49 billion dollars during the whole fiscal year.

For the fiscal year 1947 it is estimated, tentatively, that expenditures for war liquidation, for occupation, and for national defense will be reduced to 15 billion dollars. The War and Navy Departments are expected to spend 13 billion dollars; expenditures of other agencies, such as the United States Maritime Commission, the War Shipping Administration, and the Office of Price Administration, and payments to the United Nations Relief and Rehabilitation Administration are estimated at 3 billion dollars. Allowing for estimated net receipts of 1 billion dollars arising from war activities of the Reconstruction Finance Corporation, the estimated total of war expenditures is 15 billion dollars. At this time only a tentative break-down of the total estimate for war and defense activities can be indicated.

An expenditure of 15 billion dollars for war liquidation, occupation, and national defense is a large sum for a year which begins 10 months after fighting has ended. It is 10 times our expenditures for defense before the war; it amounts to about 10 percent of our expected national income. This estimate reflects the immense job that is involved in winding up a global war effort and stresses the great responsibility that victory has placed upon this country. The large expenditures needed for our national defense emphasize the great scope for effective organization in furthering economy and efficiency. To this end I have recently recommended to the Congress adoption of legislation

combining the War and Navy Departments into a single Department of National Defense.

A large part of these expenditures is still to be attributed to the costs of the war. Assuming, somewhat arbitrarily, that about one-half of the 15-billion-dollar outlay for the fiscal year 1947 is for war liquidation, aggregate expenditures by this Government for the second World War are now estimated at 347 billion dollars through June 30, 1947. (See table A, part III, page 751.) Of this, about 9 billion dollars will have been recovered through renegotiation and sale of surplus property by June 30, 1947; this has been reflected in the estimates of receipts.

*Demobilization and strength of armed forces.*—Demobilization of our armed forces is proceeding rapidly. At the time of victory in Europe, about 12.3 million men and women were in the armed forces; 7.6 million were overseas. By the end of December 1945 our armed forces had been reduced to below 7 million. By June 30, 1946, they will number about 2.9 million, of whom 1.8 million will be individuals enlisted and inducted after VE-day. Mustering-out pay is a large item of our war liquidation expense; it will total 2.5 billion dollars in the fiscal year 1946, and about 500 million dollars in the fiscal year 1947.

In the fiscal year 1947 the strength of our armed forces will still be above the ultimate peacetime level. As I have said, War and Navy Department requirements indicate a strength of about 2 million in the armed forces a year from now. This is necessary to enable us to do our share in the occupation of enemy territories and in the preservation of peace in a troubled world. Expenditures for pay, subsistence, travel, and miscellaneous expenses of the armed forces, excluding mustering-out pay, are estimated at 5 billion dollars.

*Contract settlement and surplus property disposal.*—The winding up of war procurement is the second most important liquidation job. By the end of November a total of 301,000 prime contracts involving commitments of 64 billion dollars had been terminated. Of this total, 67,000 contracts with commitments of 35 billion dollars remained to be settled. Termination payments on these contracts are estimated at about 3.5 billion dollars. It is expected that more than half of these terminated contracts will be settled during the current fiscal year, leaving payments of about 1.5 billion dollars for the fiscal year 1947.

Another important aspect of war supply liquidation is the disposal of surplus property. Munitions, ships, plants, installations, and supplies, originally costing 50 billion dollars or more, will ultimately be

declared surplus. The sale value of this property will be far less than original cost and disposal expenses are estimated at 10 to 15 cents on each dollar realized. Disposal units within existing agencies have been organized to liquidate surplus property under the direction of the Surplus Property Administration. Overseas disposal activities have been centralized in the State Department to permit this program to be carried on in line with over-all foreign policy. Thus far only about 13 billion dollars of the ultimate surplus, including 5 billion dollars of unsalable aircraft, has been declared. Of this amount, 2.3 billion dollars have been disposed of, in sales yielding 600 million dollars. The tremendous job of handling surplus stocks will continue to affect Federal expenditures and receipts for several years. The speed and effectiveness of surplus disposal operations will be of great importance for the domestic economy as well as for foreign economic policies.

*War supplies, maintenance, and relief.*—Adequate provision for the national defense requires that we keep abreast of scientific and technical advances. The tentative estimates for the fiscal year 1947 make allowance for military research, limited procurement of weapons in the developmental state, and some regular procurement of munitions which were developed but not mass-produced when the war ended. Expenditures for procurement and construction will constitute one-third or less of total defense outlays, compared to a ratio of two-thirds during the war years.

The estimates also provide for the maintenance of our war-expanded naval and merchant fleets, military installations, and stocks of military equipment and supplies. Our naval combatant fleet is three times its pre-Pearl Harbor tonnage. Our Merchant Marine is five times its prewar size. The War Department has billions of dollars worth of equipment and supplies. Considerable maintenance and repair expense is necessary for the equipment which we desire to retain in active status or in war reserve. Expenses will be incurred for winnowing the stocks of surpluses, for preparing lay-up facilities for the reserve fleets, and for storage of reserve equipment and supplies.

Military expenditures in the current fiscal year include 650 million dollars for civilian supplies for the prevention of starvation and disease in occupied areas. Expenditures on this account will continue in the fiscal year 1947. The war expenditures also cover the expenses of civilian administration in occupied areas.

During the war, 15 cents of each dollar of our war expenditures was for lend-lease aid. With lend-lease terminated, I expect the direct operations under this program to be substantially completed in the

current fiscal year. The expenditures estimated for the fiscal year 1947 under this program are mainly interagency reimbursements for past transactions.

Relief and rehabilitation expenditures are increasing. It is imperative that we give all necessary aid within our means to the people who have borne the ravages of war. I estimate that in the fiscal year 1946 expenditures for the United Nations Relief and Rehabilitation Administration will total 1.3 billion dollars and in the following year 1.2 billion dollars. Insofar as possible, procurement for this purpose will be from war surpluses.

*(b) Authorizations for war and national defense*

During the war, authorizations and appropriations had to be enacted well in advance of obligation and spending to afford ample time for planning of production by the procurement services and by industry. Thus our cumulative war program authorized in the period between July 1, 1940, and July 1, 1945, was 431 billion dollars, including net war commitments of Government corporations. Expenditures against those authorizations totaled 290 billion dollars. This left 141 billion dollars in unobligated authorizations and unliquidated obligations. (See table A, part III, page 751.)

With the end of fighting, it became necessary to adjust war authorizations to the requirements of war liquidation and continuing national defense. Intensive review of the war authorizations by both the executive and the legislative branches has been continued since VJ-day. As a result, the authorized war program is being brought more nearly into line with expenditures.

*Rescissions and authorizations through the fiscal year 1946.*—Readjusting the war program, as the Congress well knows, is not an easy task. Authorizations must not be too tight, lest we hamper necessary operations; they must not be too ample, lest we lose control of spending. Last September, I transmitted to the Congress recommendations on the basis of which the Congress voted H. R. 4407 to repeal 50.3 billion dollars of appropriations and authorizations. I found it necessary to veto this bill because it was used as a vehicle for legislation that would impair the reemployment program. However, in order to preserve the fine work of the Congress on the rescissions, I asked the Director of the Bureau of the Budget to place the exact amounts indicated for repeal in a nonexpendable reserve, and to advise the departments and agencies accordingly. This has been done.



In accord with Public Law 132 of the Seventy-ninth Congress, I have transmitted recommendations for additional rescissions for the current fiscal year of appropriations amounting to 5.8 billion dollars and of contract authorizations totaling 420 million dollars. The net reduction in authority to obligate will be 5.0 billion dollars, because, of the appropriations, 1.2 billion dollars will have to be restored in subsequent years to liquidate contract authorizations still on the books.

The appropriations recommended for repeal include 2,827 million dollars for the Navy Department, 1,421 million dollars for the War Department, 850 million dollars for lend-lease, 384 million dollars for the War Shipping Administration, and 260 million dollars for the United States Maritime Commission. The contract authorizations proposed for repeal are for the Maritime Commission.

In addition, there are unused tonnage authorizations for construction of naval vessels now valued at 5.4 billion dollars. In September 1945, I suggested that this authority be reviewed by the appropriate committees of the Congress, and the Congress has moved to bar construction under these authorizations during the remainder of the fiscal year 1946. I propose to continue this prohibition in the Navy budget estimates for the fiscal year 1947 and now renew my recommendation that legislation be enacted at the earliest time to clear the statute books of these authorizations.

The amounts indicated for repeal in H. R. 4407 and the further rescissions which I have recommended, excluding duplications and deferred cash payments on existing authorizations, represent a cut in the authorized war program of 60.8 billion dollars. The war authorizations will also be reduced 3.7 billion dollars by carrying receipts of revolving accounts to surplus, by lapses, and by cancellation and repayment of commitments of the Government war corporations.

On the other hand, supplemental appropriations of 600 million dollars will be required for the United Nations Relief and Rehabilitation Administration.

In the net, it is estimated that the cumulative authorized war and national defense program will amount to 368 billion dollars on June 30, 1946. Expenditures of 49 billion dollars during the fiscal year 1946 will have pushed cumulative expenditures to 339 billion dollars. The unexpended balances will be down to 28 billion dollars on June 30, 1946.

*New authorizations for national defense and war liquidation in the fiscal year 1947.*—The expenditures of 15 billion dollars for national defense and war liquidation in the fiscal year 1947 will be partly for payment

of contractual obligations incurred in the past, and partly for the payment of new obligations. The unexpended balances on June 30, 1946, will be scattered among hundreds of separate appropriations. Thus, while some appropriation accounts will have unused balances, others will require additional appropriations.

It is estimated that authorizations to incur new obligations of 11,772 million dollars will be needed during the fiscal year 1947, mainly for the War and Navy Departments. Of the required authorizations, 11,365 million dollars will be in new appropriations, 400 million dollars in new contract authority, and 7 million dollars in reappropriations of unobligated balances. In addition, appropriations of \$25 million dollars will be needed to liquidate obligations under existing contract authorizations.

Taking into account the tentative authorizations and expenditures estimated for the fiscal year 1947, and offsets of 3 billion dollars in war commitments of Government corporations, the cumulative authorized war and national defense program on June 30, 1947, will be 376 billion dollars; total expenditures, 354 billion dollars; and unexpended balances, 22 billion dollars.

The 22 billion dollars of unexpended balances tentatively indicated as of June 30, 1947, comprise both unobligated authorizations and unliquidated obligations. Most of the unliquidated obligations result from transactions booked during the war years. A large part of the 22 billion dollars would never be spent even if not repealed, for the appropriations will lapse in due course. For example, several billion dollars of these unliquidated obligations represent unsettled inter- and intra-departmental agency accounts for war procurement. Legislation is being requested to facilitate the adjustment of some of these inter-agency accounts. Another 6 billion dollars is set aside for contract termination payments. If contract settlement costs continue in line with recent experience, it is likely that part of the 6 billion dollars will remain unspent.

On the other hand, some of the 22 billion dollars would be available for obligation and expenditure unless impounded. In certain appropriations, such as those for long-cycle procurement, considerable carry-over of unliquidated obligations into future years is to be expected and is necessary. However, substantial further rescissions can and should be made when the war liquidation program tapers off and budgetary requirements for national defense are clarified. As I have said, I shall continue to review the war authorizations and from time to time recommend excess balances for repeal.

As in recent years, detailed recommendations concerning most appropriations for the national defense program are postponed until the spring. In connection with the war activities of the United States Maritime Commission and certain other agencies, however, I now make specific recommendations for the fiscal year 1947. No additional authorizations or appropriations will be necessary for the Maritime Commission since sufficient balances will be left after the above-mentioned rescissions to carry out the program now contemplated for the fiscal year 1947.

## 2. AFTERMATH OF WAR

Nearly one-third—11 billion dollars—of estimated Federal expenditures in the fiscal year 1947 will be for purposes that are largely inherited from the war—payments to veterans, interest on the Federal debt, and refunds of taxes.

### (a) *For veterans*

“Veterans’ pensions and benefits” has become one of the largest single categories in the Federal Budget. I am recommending for this purpose total appropriations of 4,787 million dollars for the fiscal year 1947. Expenditures in the fiscal year are estimated, under present legislation, at 4,208 million dollars. These expenditures will help our veterans through their readjustment period and provide lasting care for those who were disabled.

The Congress has provided unemployment allowances for veterans during their readjustment period. Expenditure of 850 million dollars for this purpose is anticipated for the fiscal year 1947. In addition, readjustment allowances for self-employed veterans are expected to cost 340 million dollars in the fiscal year 1947.

On May 28, 1945, in asking the Congress to raise the ceiling on benefits for civilian unemployed to not less than 25 dollars a week during the immediate reconversion period, I suggested that the Congress also consider liberalizing veterans’ allowances. Elsewhere in this Message I reiterate my recommendation with respect to emergency unemployment compensation. I also recommend increasing veterans’ unemployment allowances from 20 dollars to 25 dollars a week. This would involve additional expenditures estimated at approximately 220 million dollars for the fiscal year.

Included in the 1947 Budget is an expenditure of 535 million dollars for veterans’ education under provisions of the Servicemen’s Read-

justment Act. This amount includes both tuition expenses and maintenance allowances. It is expected that half a million veterans will be enrolled in our schools and colleges during the year.

The ultimate benefit which veterans receive from the loan guarantee provisions of the Servicemen's Readjustment Act depends largely on the success of our stabilization program in restraining building costs and real estate values. Under the revised procedure contained in recent amendments, the administrative workload will be minimized by the almost complete transfer of authority for approving the guarantees to private lending agencies and private appraisers designated by the Veterans Administration. This authority carries with it the responsibility for restricting the guarantees to loans on reasonably valued properties. Costs of the program, other than for administration, are estimated at 21 million dollars in the fiscal year 1947.

Pensions for veterans will require expenditures estimated at 1,748 million dollars for the fiscal year 1947. Two-thirds of this amount will be received by veterans of the war which we have just won. This figure includes 55 million dollars of increased pensions for student-veterans in our vocational rehabilitation program. In addition, 170 million dollars will be expended in transfers to the National Service Life Insurance Fund from general and special accounts.

Expenditures under the appropriation for salaries and expenses of the Veterans Administration are estimated at 528 million dollars in the fiscal year 1947. This includes 260 million dollars for medical care and the operation of some 103,000 hospital and domiciliary beds.

A separate appropriation for hospital and domiciliary facilities, additional to the total for veterans' pensions and benefits, covers construction that will provide some 13,000 hospital beds as part of the 500-million-dollar hospital construction program already authorized by the Congress. The estimated expenditures of 130 million dollars for this purpose are classified in the Budget as part of the general public works program for the next fiscal year.

(b) *For interest*

Interest payments on the public debt are estimated at 5 billion dollars in the fiscal year 1947, an increase of 250 million dollars from the revised estimate for the current fiscal year. This increase reflects chiefly payment of interest on additions to the debt this year. Assuming continuance of present interest rates, the Government's interest bill is now reaching the probable postwar level.

(c) *For refunds*

An estimated total of 1,585 million dollars of refunds will be paid to individuals and corporations during the fiscal year 1947. Slightly over half of this amount, or 800 million dollars, will be accessory to the simplified pay-as-you-go method of tax collection, and will be the result of overwithholding and overdeclaration of expected income. Most of the remainder will arise from loss and excess-profits credit carry-backs, recomputed amortization on war plants, and special relief from the excess-profits tax.

This category of expenditures is thus losing gradually its "aftermath-of-war" character, and by the succeeding year will reflect almost entirely the normal operation of loss carry-backs and current tax collection.

### 3. AGRICULTURAL PROGRAMS

The agricultural programs contemplated for the fiscal year 1947 are those which are essential for the provision of an adequate supply of food and other agricultural commodities with a fair return to American farmers. To support these objectives, expenditures by the Department of Agriculture estimated at 784 million dollars from general and special accounts will be required in the fiscal year 1947. This compares with estimated expenditures of 676 million dollars in 1946. These figures exclude expenditures by the Department of Agriculture on account of lend-lease, the United Nations Relief and Rehabilitation Administration, and other war expenditures. The expenditure for the fiscal year 1947 is composed of 553 million dollars for "aids to agriculture," 35 million dollars for general public works, and 196 million dollars for other services of the Department.

Net outlays for the price stabilization, price support, and other programs of the Commodity Credit Corporation are expected to increase from about 750 million dollars in the fiscal year 1946 to about 1,500 million dollars in 1947. Cash advances made on loans by the Farm Security Administration and the Rural Electrification Administration are expected to amount to 266 million dollars in the fiscal year 1946 and 351 million dollars in 1947; and after receipts from principal and interest are taken into account, net loan expenditures of these two agencies will amount to 120 and 209 million dollars in the two fiscal years.

To provide for the expenditures from general and special accounts, I recommend for the fiscal year 1947 appropriations of 721 million

dollars (including the existing permanent appropriation of an amount equal to 30 percent of estimated annual customs receipts) and a reappropriation of 88 million dollars of prior-year balances from customs receipts. In addition there is a recommended authorization of 367.5 million dollars for borrowing from the Reconstruction Finance Corporation for the loan programs of the Farm Security Administration and the Rural Electrification Administration. It is expected that the operations of the Commodity Credit Corporation will be financed during the coming year through the 500 million dollars of lend-lease funds which the Congress has earmarked for price support purposes, a supplemental appropriation to restore impaired capital of the Corporation, and the borrowing authority of the Corporation.

Some detailed recommendations follow for major agricultural programs.

*Conservation and use of land.*—I am recommending that 270 million dollars be appropriated for “conservation and use of agricultural land resources”—the so-called AAA program—for the fiscal year 1947, compared with 356 million dollars in the current year. This reduction of 86 million dollars is in large part accounted for by elimination of the wartime flax production incentive project and other nonrecurring items; the proposed reduction in normal activities is less than 33 million dollars.

For the past several years, this program has consisted largely of payments to farmers for application of fertilizer and other approved soil management practices. I am convinced that farmers generally are now fully alert to the benefits, both immediate and long-term, which they derive from the practices encouraged by this program. I believe, therefore, that this subsidization should continue to be reduced.

*Rural electrification.*—It is proposed that the loan authorization for the Rural Electrification Administration for the fiscal year 1947 be increased from 200 million dollars to 250 million dollars. During the war period, REA was limited by the scarcity of materials and manpower. But that situation is rapidly changing, and the REA program, which was materially stepped up for the fiscal year 1946, can be increased still more. It is my belief that a feasible and practical rural electrification program should be carried forward as rapidly as possible. This will involve total loans of approximately 1,800 million dollars over the next 10 years, much of which will be repaid during that period.

*Other programs.*—It is recommended that the continuing forest land-acquisition program be resumed at the rate of 3 million dollars an-

nually, which is about the minimum rate at which this program can be economically carried on. The lands involved in this program can contribute fully to the national welfare only when brought into the national forest system for protection and development.

Such programs as those of the Farm Security Administration and the Farm Credit Administration are estimated to be continued during the fiscal year 1947 at about the same level as in the fiscal year 1946. Recent action by the Congress has permitted some expansion of the school-lunch program. I hope it will be continued and expanded. The budgets of the Federal Crop Insurance Corporation and the Federal Farm Mortgage Corporation will be transmitted in the spring under the terms of the Government Corporation Control Act.

#### 4. TRANSPORTATION

Transportation is one of the major fields for both public and private investment. Our facilities for transportation and communication must be constantly improved to serve better the convenience of the public and to facilitate the sound growth and development of the whole economy.

Federal capital outlays for transportation facilities are expected to approximate 519 million dollars in the fiscal year 1947. State and local governments may spend 400 million dollars. Private investment, over half of it by railways, may approach 1,150 million dollars.

The Congress has already taken steps for the resumption of work on improvement of rivers and harbors and on the construction of new Federal-aid highways. Much needed work on airports can begin when the Congress enacts legislation now in conference between the two Houses.

The Federal expenditure estimates for the fiscal year 1947 include 53 million dollars for new construction in rivers, harbors, and the Panama Canal and 291 million dollars for highways and grade-crossing elimination, assuming that the States expend some 275 million dollars on the Federal-aid system. Additional expenditures for highways totaling 36 million dollars are anticipated by the Forest Service, National Park Service, and the Territory of Alaska. Civil airways and airports will involve expenditures of 35 million dollars under existing authority. Additional Federal expenditures exceeding 20 million dollars (to be matched by States and municipalities) may be made during the fiscal year 1947 under the airport legislation now in conference between the two Houses of the Congress.

The United States now controls almost two-thirds of the world's merchant shipping, most of it Government-owned, compared with little more than one-seventh of the world's tonnage in 1939. This places a heavy responsibility upon the Nation to provide for speedy and efficient world commerce as a contribution to general economic recovery.

The estimates for the United States Maritime Commission and War Shipping Administration provide for the transition of shipping operation from a war to a peace basis; the sale, chartering, or lay-up of much of the war-built fleet; and for a program of ship construction of some 84 million dollars in the fiscal year 1947 to round out the merchant fleet for peacetime use.

Federal aids, subsidies, and regulatory controls for transportation should follow the general principle of benefiting the national economy as a whole. They should seek to improve the transportation system and increase its efficiency with resulting lower rates and superior service. Differential treatment which benefits one type of transportation to the detriment of another should be avoided save when it is demonstrated clearly to be in the public interest.

#### 5. RESOURCE DEVELOPMENT

Total capital outlays for resource development are estimated at 653 million dollars in the fiscal year 1947 as compared with 452 million dollars in 1946. These include capital expenditures by the Rural Electrification Administration and expenditures for resource development by other organizational units in the Department of Agriculture which are also mentioned above under "agricultural programs."

The reclamation and flood control projects which I am recommending for the fiscal year 1947 will involve capital outlays of approximately 319 million dollars as compared with 245 million dollars in the fiscal year 1946. These expenditures cover programs of the Corps of Engineers, the Bureau of Reclamation, the Bureau of Indian Affairs, the Department of Agriculture, and the International Boundary and Water Commission, United States and Mexico. A number of these projects are multiple-purpose projects, providing not only for reclamation and irrigation of barren land and flood control, but also for the production of power needed for industrial development of the areas.

Expenditures for power transmission and distribution facilities by the Bonneville Power Administration are expected to increase from 12 million dollars in the fiscal year 1946 to 15 million dollars in the



next fiscal year. In addition, the Southwestern Power Administration will undertake a new program involving expenditures of about 16 million dollars in the fiscal year 1947. The Rural Electrification Administration will require expenditures during the current fiscal year estimated at 156 million dollars; in the fiscal year 1947, at 241 million dollars.

The TVA program includes completion of major multiple-purpose projects—navigation, flood control, and power facilities—and additions to chemical plants and related facilities. Expenditures for these capital improvement programs are estimated at 30 million dollars in the fiscal year 1946 and 39 million dollars in the fiscal year 1947.

Expenditures for construction of roads and other developmental works in the national forests, parks, and other public lands, and for capital outlays for fish and wildlife development will increase from below 9 million dollars in the fiscal year 1946 to 24 million dollars in the fiscal year 1947.

#### 6. SOCIAL SECURITY AND HEALTH

Benefit payments out of the Old-Age and Survivors Insurance Trust Fund during 1947 are estimated at 407 million dollars, while withdrawals by the States from the Unemployment Trust Fund for compensation payments are expected to total 1 billion dollars. These disbursements are financed out of social security contributions.

The appropriations from general and special accounts for the social security program, which cover Federal administrative expenses and grants to States for assistance programs, are estimated at 593 million dollars for the fiscal year 1947, an increase of 57 million dollars over the current year. The increase anticipates greater administrative workload and higher grants to match increasing State payments. The social security program does not include all the Federal health services under existing legislation. For the other health services classified under general government and national defense, appropriations are estimated at 102 million dollars for the fiscal year 1947.

Some expansion in peacetime medical research and other programs of the Public Health Service is provided for in the appropriation estimates for these purposes totaling approximately 87 million dollars for the fiscal year 1947 which are submitted under provisions of existing law. Part of this will be provided through the social security appropriations, the remainder through other appropriations. About 28 million dollars is recommended for maternity care and health

services for children under existing law, mainly under the emergency provision for the wives and infants of servicemen. While we should avoid duplication of maternity and child health services which will be provided through the proposed general system of prepaid medical care, legislation is needed to supplement such services. For medical education, I have recommended legislation authorizing grants-in-aid to public and nonprofit institutions. The existing sources of support for medical schools require supplementation to sustain the expansion that is needed.

Hospitals, sanitation works, and additional facilities at medical schools will be required for an adequate national health program. Legislation is now pending in the Congress to authorize grants for the construction of hospitals and health centers and grants and loans for water-pollution control. I hope the Congress will act favorably on generous authorizing legislation.

#### 7. RESEARCH AND EDUCATION

The Budget provides for continuation and desirable expansion of the research activities that are carried on throughout the Federal establishment and through previously authorized grants to the States. Additional appropriations will be required for the proposed central Federal research agency which I recommended last September 6. That agency will coordinate existing research activities and administer funds for new research activities wherever they are needed; it will not itself conduct research. The plan contemplates expenditures through the new research agency of approximately 40 million dollars for the first year.

These amounts are small in relation to the important contribution they can make to the national income, the welfare of our people, and the common defense. Expenditures must be limited for the time being by the capacity of research agencies to make wise use of funds. The maintenance of our position as a nation, however, will require more emphasis on research expenditures in the future than in the past.

Educational expenditures will require a significant share of the national income in the fiscal year 1947. State, local, and private expenditures for the current support of elementary, secondary, and higher education are expected to be substantially above 3 billion dollars in that year. These non-Federal expenditures will be supplemented by Federal expenditures estimated at 625 million dollars in the present Budget. Of this amount, the estimate for veterans' education, as previously mentioned, is 535 million dollars. Other amounts

include 21 million dollars for the support of vocational education in public schools, 5 million dollars for the land-grant colleges, 50 million dollars for the present school-lunch and milk program, 1 million dollars for the Office of Education, and approximately 13 million dollars for various other items. In view of the major policy issues which are still under study by the Congress and the Administration, no specific amount has been determined for the Federal grants, previously recommended in this Message, which would assist the States generally in assuring more nearly equal opportunities for a good education.

Notwithstanding the urgent need for additional school and college buildings, careful planning will be required for the expenditures to be made under the proposed legislation to aid the States in providing educational facilities. A major share of the grants for the first year would be for surveys and plans.

#### 8. INTERNATIONAL FINANCIAL PROGRAMS

I have already outlined the broad objectives of our foreign economic policy. In the present section I shall indicate the Federal outlays which the execution of these programs may require in the fiscal years 1946 and 1947.

(a) On the termination of lend-lease, the lend-lease countries were required to pay for goods in the lend-lease pipe line either in cash or by borrowing from the United States or by supplying goods and services to the United States. Credits for this purpose have already been extended to the Soviet Union, France, the Netherlands, and Belgium amounting to 675 million dollars. The settlement credit of 650 million dollars to the United Kingdom includes an amount preliminarily fixed at 118 million dollars which represents the excess of purchases by the United Kingdom from the pipe line over goods and services supplied by the United Kingdom to the United States since VJ-day and the balance of various claims by one government against the other.

Credits are also being negotiated with lend-lease countries to finance the disposition of lend-lease inventories and installations and property declared to be surplus. For instance, 532 million dollars of the settlement credit to the United Kingdom is for this purpose. These credits will involve no new expenditures by this Government, since they merely provide for deferred repayment by other governments for goods and services which have been financed from war appropriations.

(b) Expenditures from the appropriations to United Nations Relief and Rehabilitation Administration, which were discussed under war expenditures above, are estimated to be 1.3 billion dollars in the fiscal year 1946 and 1.2 billion dollars in the fiscal year 1947.

(c) To assist other countries in the restoration of their economies the Export-Import Bank has already negotiated loans in the fiscal year 1946 amounting in total to about 1,010 million dollars and an additional 195 million dollars will probably be committed shortly. The Bank is also granting loans to carry out its original purpose of directly expanding the foreign trade of the United States. In this connection the Bank has established a fund of 100 million dollars to finance the export of cotton from the United States. The Export-Import Bank has thus loaned or committed approximately 1,300 million dollars during the current fiscal year and it is expected that demands on its resources will increase in the last 6 months of the fiscal year 1946. Requests for loans are constantly being received by the Bank from countries desiring to secure goods and services in this country for the reconstruction or development of their economies. On July 31, 1945, the lending authority of the Export-Import Bank was increased to a total of 3,500 million dollars. I anticipate that during the period covered by this Budget the Bank will reach this limit. The bulk of the expenditures from the loans already granted will fall in the fiscal year 1946 while the bulk of the expenditures from loans yet to be negotiated will fall in the fiscal year 1947. In view of the urgent need for the Bank's credit, I may find it necessary to request a further increase in its lending authority at a later date.

(d) The proposed line of credit of 3,750 million dollars to the United Kingdom will be available up to the end of 1951 and will be used to assist the United Kingdom in financing the deficit in its balance of payments during the transition period. The rate at which the United Kingdom will draw on the credit will depend on the rapidity with which it can reconvert its economy and adapt its trade to the postwar world. The anticipated rate of expenditure is likely to be heaviest during the next 2 years.

(e) Since the Bretton Woods Agreements have now been approved by the required number of countries, both the International Monetary Fund and the International Bank for Reconstruction and Development will commence operations during 1946. The organization of these institutions will undoubtedly take some time, and it is unlikely that their operations will reach any appreciable scale before the beginning of the fiscal year 1947.

Of the 2,750 million dollars required for the Fund, 1,800 million dollars will be provided in cash or notes from the exchange stabilization fund established under the Gold Reserve Act of 1934. The remaining 950 million dollars will be paid initially in the form of non-interest-bearing notes issued by the Secretary of the Treasury. It is not anticipated that the Fund will require in cash any of the 950 million dollars during the fiscal years 1946 and 1947. Consequently, no cash withdrawals from the Treasury will be required in connection with the Fund in these years.

The subscription to the Bank amounts to 3,175 million dollars. Of this total, 2 percent must be paid immediately and the Bank is required to call a further 8 percent of the subscription during its first year of operations. The balance of the subscription is payable when required by the Bank either for direct lending or to make good its guarantees. It is likely that the United States will be required to pay little if any more than the initial 10 percent before the end of the fiscal year 1947.

I anticipate that net expenditures of the Export-Import Bank and expenditures arising from the British credit and the Bretton Woods Agreements will amount to 2,614 million dollars, including the non-cash item of 950 million dollars for the Fund, in the fiscal year 1946, and 2,754 million dollars in the fiscal year 1947.

#### 9. GENERAL GOVERNMENT

The responsibilities of the Government, in both domestic and international affairs, have increased greatly in the past decade. Consequently, the Government is larger than it was before the war, and its general operating costs are higher. We cannot shrink the Government to prewar dimensions unless we slough off these new responsibilities—and we cannot do that without paying an excessive price in terms of our national welfare. We can, however, enhance its operating efficiency through improved organization. I expect to make such improvements under the authority of the Reorganization Act of 1945.

The appropriations which I am recommending for general government for the fiscal year 1947 are 1,604 million dollars under existing legislation. This is an increase of 458 million dollars over the total of enacted appropriations for the current fiscal year, but a substantial part of this increase is due to the fact that the appropriations for the fiscal year 1946 were made prior to the general increase of employees' salaries last July 1, for which allowance is made in the anticipated supplemental appropriations for 1946. The recommended total for

1947 for general government, like the estimates for national defense and other specific programs, does not allow for the further salary increases for Government employees which, I hope, will be authorized by pending legislation, but the tentative lump-sum estimates under proposed legislation contemplate that such salary increases will be effective almost at once.

Expenditures for general government in the fiscal year 1947 are expected to continue the slowly rising trend which began in 1943. This category includes a great variety of items—not merely the overhead costs of the Government. It includes all the expenditures of the Cabinet departments, other than for national defense, aids to agriculture, general public works, and the social security program. It includes also expenditures of the legislative branch, The Judiciary, and many of the independent agencies of the executive branch. Consequently, the estimated increase in 1947 in the total of general government expenditures reflects a variety of influences.

Now included in general government are certain activities formerly classified under national defense. Some of these, such as certain functions of the former Foreign Economic Administration and the War Manpower Commission, are still needed during the period of reconversion; others are in the process of liquidation. A few wartime activities, for example, the international information and foreign intelligence services and some of the wartime programs for controlling disease and crime, have become part of our regular government establishment. Expenditures for these former wartime functions explain about 40 percent of the increase in expenditures for general government.

Other increases are for civil aeronautics promotion, the business and manufacturing censuses, and other expanded business services of the Department of Commerce which have been referred to above; the Forest and Soil Conservation Services and other activities of the Department of Agriculture; certain conservation activities of the Department of the Interior; and the collection of internal revenue in the Treasury Department.

The necessity for reestablishing postal services curtailed during the war and advances in the rates of pay for postal employees have increased substantially the estimated expenditures for postal service for both the current and the next fiscal year. It is not expected that this increase will cause expenditures to exceed postal revenues in either year, although an excess of expenditures may occur in the fiscal year 1947 if salaries are increased further.

Expenditures for our share of the administrative budgets of the United Nations and other permanent international bodies will increase sharply in the fiscal year 1947, yet will remain a small part of our total Budget. The budget for the United Nations has not yet been determined; an estimate for our contribution will be submitted later. Our contributions to the Food and Agriculture Organization, the International Labor Office, the Pan American Union, and other similar international agencies will aggregate about 3 million dollars for the fiscal year 1947. The administrative expenses of the International Monetary Fund and the International Bank will be met from their general funds.

---

We have won a great war—we, the nations of plain people who hate war. In the test of that war we found a strength of unity that brought us through—a strength that crushed the power of those who sought by force to deny our faith in the dignity of man.

During this trial the voices of disunity among us were silent or were subdued to an occasional whine that warned us that they were still among us. Those voices are beginning to cry aloud again. We must learn constantly to turn deaf ears to them. They are voices which foster fear and suspicion and intolerance and hate. They seek to destroy our harmony, our understanding of each other, our American tradition of "live and let live." They have become busy again, trying to set race against race, creed against creed, farmer against city dweller, worker against employer, people against their own governments. They seek only to do us mischief. They must not prevail.

It should be impossible for any man to contemplate without a sense of personal humility the tremendous events of the 12 months since the last annual Message, the great tasks that confront us, the new and huge problems of the coming months and years. Yet these very things justify the deepest confidence in the future of this Nation of free men and women.

The plain people of this country found the courage and the strength, the self-discipline, and the mutual respect to fight and to win, with the help of our allies, under God. I doubt if the tasks of the future are more difficult. But if they are, then I say that our strength and our knowledge and our understanding will be equal to those tasks.

HARRY S. TRUMAN.

JANUARY 14, 1946.

CHART 1

# NET RECEIPTS AND TOTAL EXPENDITURES

GENERAL AND SPECIAL ACCOUNTS  
BASED ON EXISTING AND PROPOSED LEGISLATION

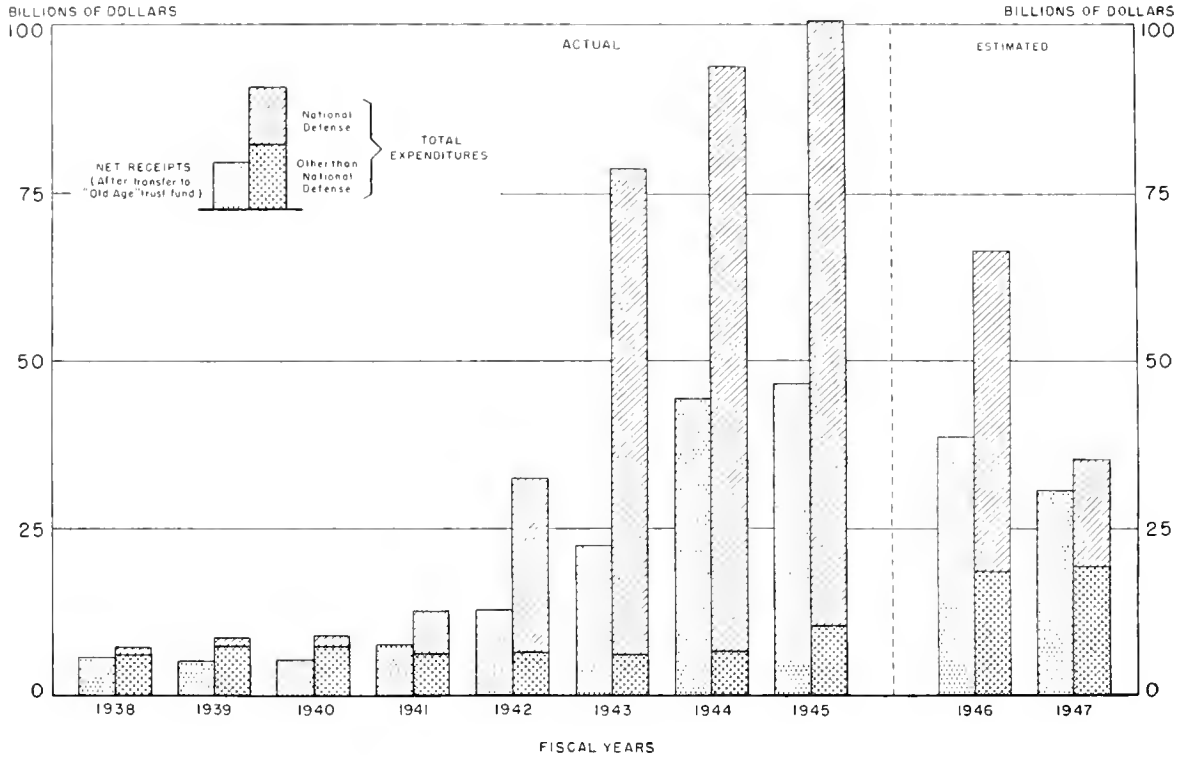


CHART 2

# EXPENDITURES FOR OTHER THAN NATIONAL DEFENSE

GENERAL AND SPECIAL ACCOUNTS  
BASED ON EXISTING AND PROPOSED LEGISLATION

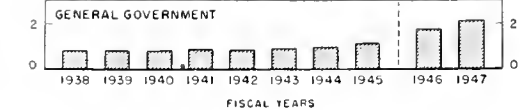
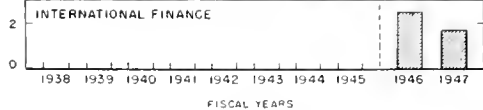
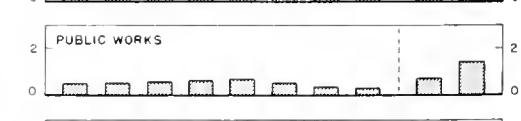
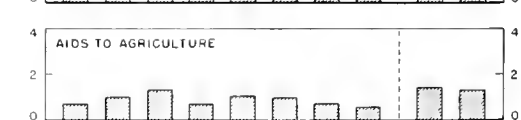
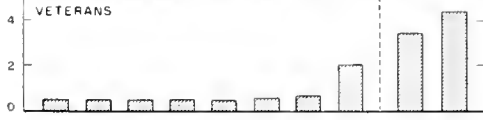

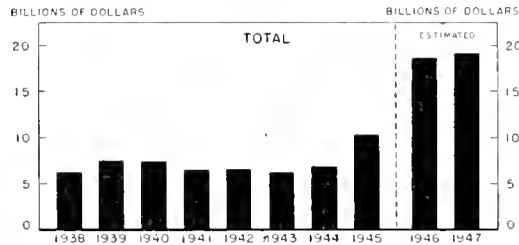




CHART 3

### TOTAL RECEIPTS BY SOURCE GENERAL AND SPECIAL ACCOUNTS BASED ON EXISTING LEGISLATION

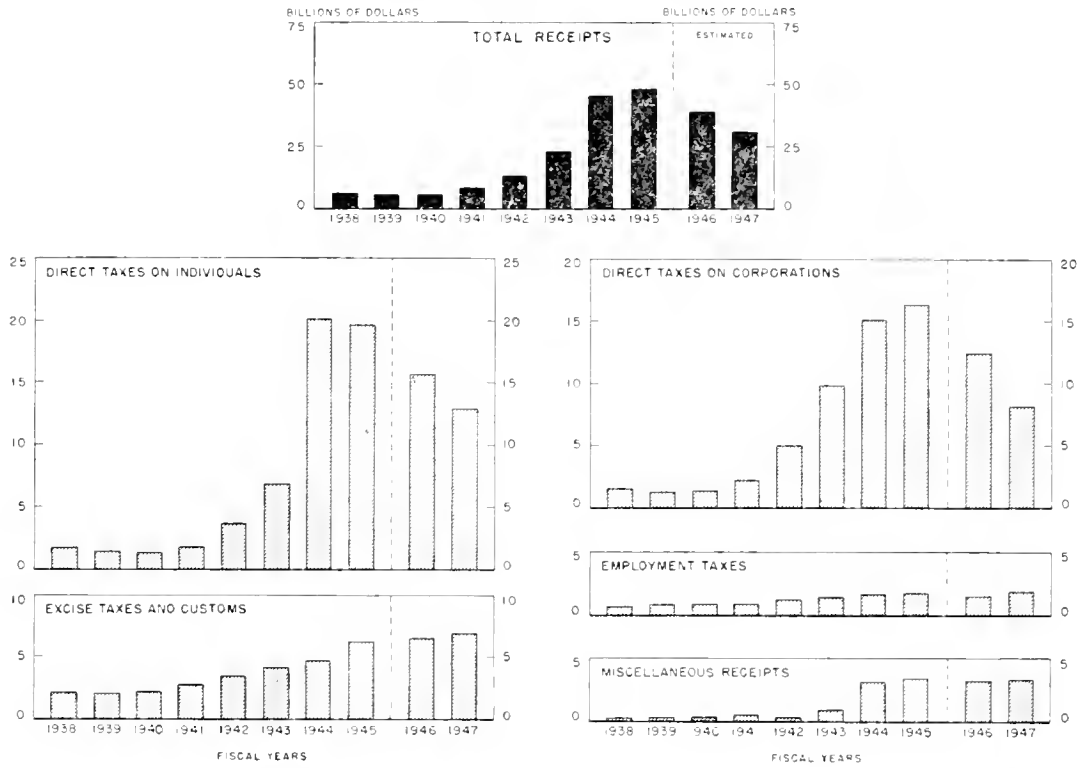
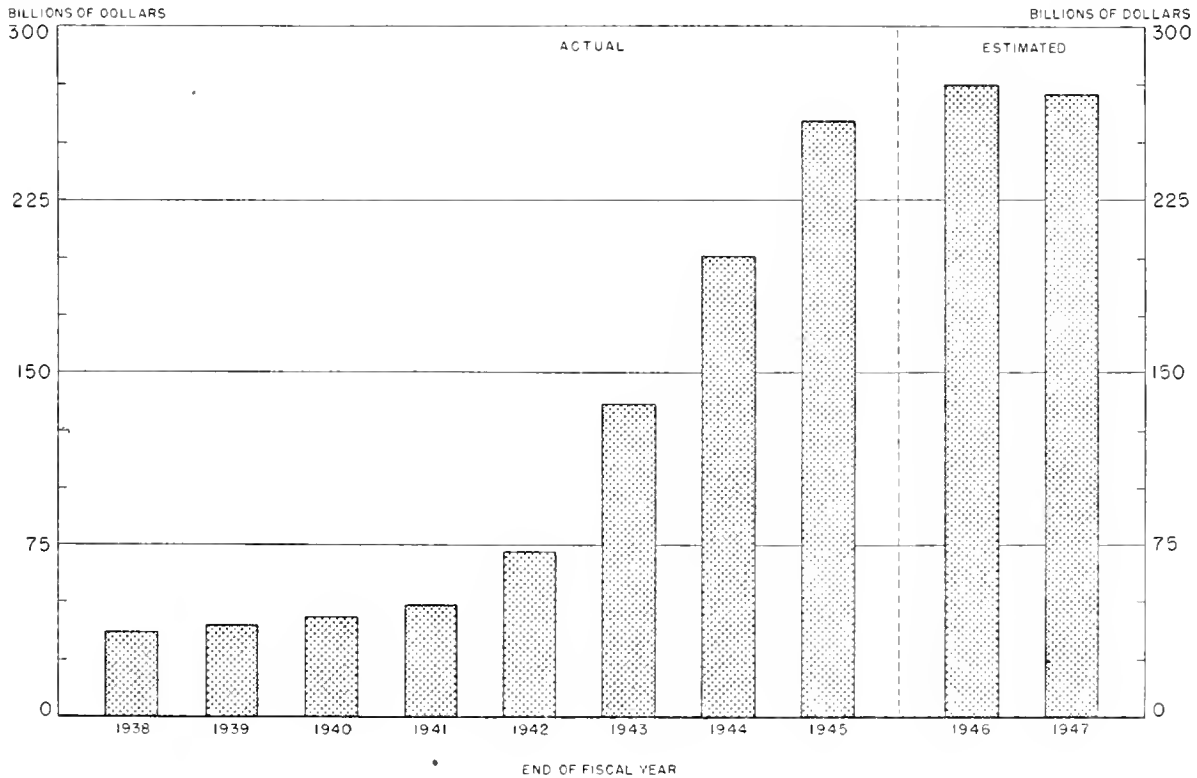


CHART 4

### THE PUBLIC DEBT BASED ON EXISTING AND PROPOSED LEGISLATION



# BUDGET RÉSUMÉ

*Based on existing and proposed legislation*

[For the fiscal years 1947, 1946, and 1945. In millions]

Description	Estimated, 1947	Estimated, 1946	Actual, 1945
<b>BUDGET RECEIPTS AND EXPENDITURES</b>			
<i>Excluding trust and debt transactions</i>			
<b>BUDGET RECEIPTS:</b>			
General and special accounts (net):			
Based on existing legislation.....	\$31, 513	\$38, 609	\$46, 457
Changes under proposed legislation.....			
<b>Net Budget receipts</b> (based on existing and proposed legislation).....	31, 513	38, 609	46, 457
<b>BUDGET EXPENDITURES:</b>			
Expenditures based on existing legislation:			
National defense:			
General and special accounts.....	16, 000	48, 800	90, 029
Government corporations (net).....	- 1, 000	200	472
<b>Total, national defense</b> .....	15, 000	49, 000	90, 501
Interest on the public debt.....	5, 000	4, 750	3, 617
Refunds.....	1, 585	2, 716	1, 715
Veterans pensions and benefits.....	4, 208	3, 347	2, 044
International finance:			
General and special accounts (based on existing and proposed legislation).....	1, 754	2, 513	
Government corporations (net).....	1, 000	101	
Other activities:			
General and special accounts.....	5, 078	5, 018	3, 000
Government corporations and credit agencies (net).....	735	- 466	- 846
Expenditures based on proposed legislation (excluding international finance).....	1, 500	250	
<b>Total Budget expenditures</b> (based on existing and proposed legislation).....	35, 860	67, 229	100, 031

## THE PUBLIC DEBT

<b>PUBLIC DEBT AT BEGINNING OF YEAR</b> .....	\$275, 000	\$258, 682	\$201, 003
Excess of Budget expenditures over net Budget receipts.....	4, 347	28, 620	53, 574
Change in cash balance.....	- 8, 687	- 12, 784	+ 4, 529
Other borrowing requirements.....	340	482	- 424
<b>PUBLIC DEBT AT END OF YEAR</b> .....	271, 000	275, 000	258, 682

## APPROPRIATIONS AND OTHER AUTHORIZATIONS

*General and special accounts*

<b>Appropriations</b> (excluding appropriations to liquidate contract authorizations):			
Based on existing legislation.....	\$28, 179	\$63, 183	\$51, 410
Based on proposed legislation.....	1, 800	250	
<b>Reappropriations</b> .....	103	12, 319	37, 287
<b>Contract authorizations</b> .....	900	2, 681	10, 090
<b>Authorizations treated as public debt transactions</b> (based on existing and proposed legislation).....		8, 874	
<b>Total appropriations and other authorizations</b> .....	30, 982	87, 307	98, 787
<b>Rescissions of appropriations and contract authorizations</b> .....		155, 367	16, 357
<b>Proposed revocation of tonnage authorizations for naval construction</b> .....		15, 444	

<sup>1</sup> Includes rescissions of prior year appropriations and authorizations.

---

PART I

SUMMARY AND SUPPORTING TABLES

---

- Table 1. Budget Summary of Receipts and Expenditures.
- Table 2. Budget Summary of Appropriations and Other Authorizations.
- Table 3. Receipts of General and Special Accounts.
- Table 4. Appropriations and Expenditures of General and Special Accounts (by function and organization unit).
- Table 5. Appropriations and Expenditures of General and Special Accounts (by organization unit and appropriation title).
- Table 6. Reappropriations of Unobligated Balances of General and Special Accounts.
- Table 7. Contract Authorizations and Appropriations to Liquidate Contract Authorizations.
- Table 8. Rescissions of Appropriations and Contract Authorizations.
- Table 9. Net Expenditures of Government Corporations and Credit Agencies.
- Table 10. Receipts of Trust Accounts.
- Table 11. Appropriations and Expenditures of Trust Accounts.

**TABLE 1**  
**BUDGET SUMMARY OF RECEIPTS AND EXPENDITURES <sup>1</sup>**

*Based on existing and proposed legislation*

[For the fiscal years 1947, 1946, and 1945]

Description	Estimated, 1947	Estimated, 1946	Actual, 1945
<b>GENERAL AND SPECIAL ACCOUNTS</b>			
<b>RECEIPTS</b> (see table 3 for detail):			
Direct taxes on individuals.....	\$12,874,200,000	\$15,844,800,000	\$19,788,893,624.36
Direct taxes on corporations.....	8,191,600,000	12,393,600,000	<sup>2</sup> 16,399,031,961.50
Excise taxes.....	<sup>3</sup> 6,343,890,000	6,302,490,000	5,934,575,068.46
Employment taxes.....	1,856,500,000	1,581,300,000	1,792,700,136.62
Customs.....	433,700,000	413,200,000	354,775,541.50
Miscellaneous receipts.....	3,238,622,700	3,171,167,952	3,469,548,007.12
<b>Total receipts</b> .....	32,938,512,700	39,706,557,952	47,739,524,339.56
Deduct net appropriation to Federal old-age and survivors insurance trust fund.....	1,425,810,000	1,097,730,000	1,282,969,759.85
Changes under proposed legislation.....			
<b>Net receipts</b> (based on existing and proposed legislation).....	31,512,702,700	38,608,827,952	46,456,554,579.71
<b>EXPENDITURES</b> (see table 4 for detail):			
National defense (tentative estimate for 1947) (see also Government corporations below).....	<sup>4</sup> 16,000,000,000	<sup>5</sup> 48,800,000,000	90,029,145,512.84
Interest on the public debt.....	5,000,000,000	4,750,000,000	3,616,656,048.31
Refunds.....	1,585,007,000	<sup>6</sup> 2,715,618,000	<sup>6</sup> 1,714,880,287.89
Veterans pensions and benefits.....	4,207,779,400	3,346,815,000	2,043,872,734.13
International finance (based on existing and proposed legislation) (see also Government corporations below).....	1,754,000,000	2,512,500,000	
Aids to agriculture.....	501,496,100	466,238,938	602,351,648.75
<b>Social security, relief, and retirement:</b>			
Social security program.....	593,639,200	538,480,000	476,365,111.49
Work relief.....	7,100,000	12,330,500	4,640,335.27
Retirement funds.....	453,312,000	606,567,600	505,579,500.00
<b>General public works program:</b>			
Highways and airports.....	316,606,000	145,486,000	41,698,418.03
Rivers and harbors.....	110,120,000	79,620,000	55,789,374.47
Flood control and reclamation (including power).....	408,581,500	308,388,800	161,518,328.69
Veterans.....	130,000,000	55,000,000	15,799,142.62
Housing.....	90,000,000	100,000,000	
Other general public works.....	27,598,500	52,545,900	15,779,308.45
<b>General government:</b>			
Legislative branch.....	36,603,600	35,873,000	28,893,273.21
The Judiciary.....	16,556,400	14,485,600	13,006,336.70
Executive Office of the President.....	5,123,100	3,187,000	2,449,629.06
Civil departments and agencies.....	1,500,450,059	1,244,542,797	1,069,652,796.84
Post Office Department (general fund).....	9,154		486,898.79
District of Columbia (Federal contribution).....	6,000,000	6,000,000	6,000,000.00
<b>Expenditures from anticipated supplemental appropriations</b> .....	\$75,000,000	1,350,000,000	
<b>Expenditures based on proposed legislation</b> (excluding international finance).....	1,500,000,000	230,000,000	
<b>Statutory public debt retirement</b> .....			2,000.00
<b>Total expenditures</b> (based on existing and proposed legislation).....	35,124,982,043	67,393,679,135	100,404,596,685.54
<b>Excess of expenditures</b> .....	3,612,279,343	28,784,851,183	53,948,042,105.83
<b>CHECKING ACCOUNTS OF GOVERNMENT CORPORATIONS AND CREDIT AGENCIES WITH THE TREASURER OF THE UNITED STATES</b>			
<b>NET EXPENDITURES FROM CHECKING ACCOUNTS</b> (based on existing legislation) (see table 9 for detail):			
National defense.....	* \$1,000,000,000	\$200,000,000	\$472,033,180.28
International finance.....	1,000,000,000	101,000,000	* 164,811.36
Redemption of obligations in the market.....	67,000,000	230,000,000	1,552,733,547.88
Other activities.....	735,000,000	* 466,000,000	* 846,218,782.69
<b>Net expenditures</b> (based on existing legislation).....	802,000,000	65,000,000	1,178,383,134.11

\* Excess of credits, deduct.

<sup>1</sup> This table is explained in appendix 1.

<sup>2</sup> Includes refundable excess-profits taxes estimated at \$761,100,000.

<sup>3</sup> Assumes that the reduction in tax rates which becomes effective 6 months after the termination of hostilities will not take place in time to affect tax collections during fiscal year 1947.

<sup>4</sup> Detailed estimates of appropriation for 1947 will be submitted to the Congress in the spring of 1946. The amount shown for 1947 is tentative.

<sup>5</sup> Includes estimated expenditures from anticipated supplemental appropriations.

<sup>6</sup> Includes transfers to public debt accounts for excess-profits tax refund bonds issued.

TABLE 1—Continued  
BUDGET SUMMARY OF RECEIPTS AND EXPENDITURES—Continued

Description	Estimated, 1947	Estimated, 1946	Actual, 1945
<b>TRUST ACCOUNTS</b>			
<b>RECEIPTS</b> (based on existing legislation) (see table 10 for detail):			
<b>Unemployment trust fund:</b>			
Deposits by States .....	\$1,001,400,000	\$1,055,500,000	\$1,256,002,876.17
Deposits by Railroad Retirement Board and other receipts .....	238,790,571	251,371,803	242,805,514.93
Transfers from general and special accounts .....	7,952,730	9,617,970	8,948,213.00
<b>Federal old-age and survivors insurance trust fund:</b>			
Net appropriation from general account receipts .....	1,425,810,000	1,097,730,000	1,282,969,759.85
Interest on investments .....	165,006,569	147,276,473	123,853,998.15
<b>Veterans life insurance funds:</b>			
Premiums and other receipts .....	551,881,000	1,110,172,000	1,108,093,913.11
Transfers from general and special accounts .....	169,535,000	1,228,000,000	1,116,524,685.43
<b>Federal employees' retirement funds:</b>			
Deductions from employees' salaries and other receipts .....	280,387,723	330,795,062	360,474,278.59
Transfers from general and special accounts .....	222,416,800	247,316,800	196,762,500.00
<b>Railroad retirement account:</b>			
Interest on investments .....	24,015,000	19,874,000	15,240,493.19
Transfers from general and special accounts .....	230,895,200	359,250,800	308,817,000.00
<b>Other trust accounts:</b>			
Transfers from general and special accounts .....	6,000,000	6,000,000	* 3,105,953.25
Miscellaneous trust receipts .....	333,765,180	821,737,152	1,041,223,631.22
<b>Total receipts</b> (based on existing legislation) .....	4,657,855,773	6,684,642,060	7,058,610,910.30
<b>EXPENDITURES</b> (based on existing legislation) (see table 11 for detail):			
<b>Unemployment trust fund:</b>			
Investments in United States securities .....	238,143,301	311,489,773	1,437,173,400.00
Withdrawals by States and other expenditures .....	1,010,000,000	1,005,000,000	71,277,332.93
<b>Federal old-age and survivors insurance trust fund:</b>			
Investments in United States securities .....	1,183,816,569	951,697,753	1,137,410,920.00
Benefit payments .....	407,000,000	323,000,000	239,833,904.85
<b>Veterans life insurance funds:</b>			
Investments in United States securities .....	437,301,000	2,043,832,000	2,046,526,289.50
Insurance losses and refunds .....	284,115,000	294,340,000	152,671,355.91
<b>Federal employees' retirement funds:</b>			
Investments in United States securities .....	351,871,068	394,726,700	399,448,000.00
Annuities and refunds .....	150,933,455	186,151,399	150,628,135.30
<b>Railroad retirement account:</b>			
Investments in United States securities .....	79,000,000	218,000,000	182,000,000.00
Benefit payments .....	176,000,000	161,000,000	141,444,643.89
<b>Other trust accounts:</b>			
Investments in United States securities .....	717,910	13,799,000	* 2,390,000.00
Miscellaneous trust expenditures .....	397,391,610	733,604,953	427,765,346.12
<b>Special deposit accounts</b> (net) .....	215,000,000	300,000,000	* 1,301,979,198.70
Total investments in United States securities .....	2,290,849,848	3,933,545,226	5,200,168,609.50
Total benefit payments, annuities, and other expenditures .....	2,640,440,065	3,003,096,352	* 118,358,479.70
<b>Total expenditures</b> (based on existing legislation) .....	4,931,289,913	6,936,641,578	5,081,810,129.80
<b>Excess of expenditures over receipts</b> .....	273,434,140	251,999,518	
<b>Excess of receipts over expenditures</b> .....			1,976,800,780.59
<b>EFFECT OF OPERATIONS ON THE PUBLIC DEBT</b>			
<b>Public debt at beginning of year</b> .....	\$275,000,000,000	\$258,682,187,410	\$201,003,387,221.13
<b>Increase in public debt during year:</b>			
General and special accounts, excess of expenditures over receipts .....	3,612,279,343	28,784,851,183	53,948,042,105.83
Checking accounts of Government corporations and credit agencies, net expenditures .....	802,000,000	65,000,000	1,178,383,134.11
Trust accounts, excess of expenditures over receipts .....	273,434,140	251,999,518	-1,976,800,780.59
Statutory public debt retirement .....			-2,000.00
Adjustment for change in Treasury cash balance (see appendix 2) .....	-8,687,713,483	-12,784,038,111	+4,529,177,729.45
<b>Increase in public debt during year</b> .....	-4,000,000,000	16,317,812,590	57,678,860,188.80
<b>Public debt at end of year</b> .....	271,000,000,000	275,000,000,000	258,682,187,469.93

\* Excess of credits, deduct.

TABLE 2  
BUDGET SUMMARY OF APPROPRIATIONS AND OTHER AUTHORIZATIONS <sup>1</sup>

*Based on existing and proposed legislation*

[For the fiscal years 1947, 1946, and 1945]

Description	Recommended, 1947	Actual, 1946	Actual, 1945
<b>GENERAL AND SPECIAL ACCOUNTS</b>			
<b>Appropriations</b> (see table 4 for detail):			
National defense (tentative estimate for 1947).....	<sup>2</sup> \$12,189,542,792	<sup>3</sup> \$51,038,680,330	\$57,619,508,117.48
Interest on the public debt.....	5,000,000,000	4,750,000,000	3,621,947,584.87
Refunds.....	1,585,007,000	<sup>4</sup> 2,699,000,600	<sup>4</sup> 1,873,258,024.00
Veterans pensions and benefits.....	4,787,181,000	3,451,979,250	1,499,263,987.15
Aids to agriculture.....	486,566,000	542,139,156	791,723,994.56
Social security, relief, and retirement:			
Social security program.....	593,023,600	536,052,964	488,027,700.00
Retirement funds.....	520,649,800	539,229,800	505,579,500.00
General public works program:			
Highways and airports.....	349,214,222	73,972,778	48,111,496.00
Rivers and harbors.....	120,686,500	76,528,600	54,529,000.00
Flood control and reclamation (including power).....	427,333,250	309,485,850	73,240,550.00
Veterans.....	147,442,500	242,820,000	17,945,500.00
Housing.....		191,900,000	
Other general public works.....	13,952,800	42,366,450	15,062,000.00
General government:			
Legislative branch.....	53,464,289	51,876,084	49,561,839.48
The Judiciary.....	16,584,330	14,410,400	13,619,517.57
Executive Office of the President.....	5,195,160	2,893,585	2,655,646.63
Civil departments and agencies.....	1,522,581,113	1,071,314,168	1,122,167,620.42
District of Columbia (Federal contribution).....	6,000,000	6,000,000	6,000,000.00
Anticipated supplemental appropriations.....	875,000,000	1,350,000,000	
Tentative estimate for programs based on proposed legislation.....	1,800,000,000	250,000,000	
Statutory public debt retirement.....	592,715,154	592,870,951	587,857,961.86
<b>Total, appropriations.....</b>	<b>31,092,139,510</b>	<b>67,824,529,966</b>	<b>68,390,060,040.02</b>
<b>Reappropriations</b> (see table 6 for detail):			
National defense.....	<sup>2</sup> 7,528,148	12,262,489,478	37,205,051,975.00
Other than national defense.....	95,891,923	56,802,742	81,483,690.00
<b>Total, reappropriations.....</b>	<b>103,420,071</b>	<b>12,319,382,220</b>	<b>37,286,535,665.00</b>
<b>Contract authorizations and appropriations to liquidate contract authorizations</b> (see table 7 for detail):			
New contract authorizations:			
National defense.....	<sup>2</sup> 400,000,000	2,680,273,924	9,583,634,992.00
Other than national defense.....	500,000,000	861,000	506,000,000.00
<b>Total, new contract authorizations.....</b>	<b>900,000,000</b>	<b>2,681,134,924</b>	<b>10,089,634,992.00</b>
Appropriations to liquidate contract authorizations: <sup>5</sup>			
National defense.....	<sup>2</sup> 824,838,792	4,331,076,113	16,937,430,659.00
Other than national defense.....	288,000,000	60,000,000	43,000,000.00
<b>Total, appropriations to liquidate contract authorizations.....</b>	<b>1,112,838,792</b>	<b>4,391,076,113</b>	<b>16,980,430,659.00</b>
<b>Authorizations treated as public debt transactions:</b>			
Subscriptions to the International Monetary Fund.....		<sup>6</sup> 950,000,000	
Subscriptions to the International Bank for Reconstruction and Development.....		3,175,000,000	
Subscriptions to Export-Import Bank.....		999,000,000	
Line of credit to the United Kingdom (based on proposed legislation).....		<sup>7</sup> 3,750,000,000	
<b>Total, authorizations treated as public debt transactions.....</b>		<b>8,874,000,000</b>	

<sup>1</sup> This table is explained in appendix 1.

<sup>2</sup> Detailed estimates of appropriation for 1947 will be submitted to the Congress in the spring of 1946. The amount shown for 1947 is tentative.

<sup>3</sup> Includes anticipated supplemental appropriations.

<sup>4</sup> Includes transfers to public debt accounts for excess-profits tax refund bonds issued.

<sup>5</sup> Included in "Appropriations" above.

<sup>6</sup> Excludes \$1,800,000,000 to be paid from Exchange Stabilization Fund.

<sup>7</sup> Excludes \$650,000,000 credit to the United Kingdom which provides for deferred payments to the United States Government for lend-lease and surplus property and involves no expenditure.

TABLE 2—Continued

## BUDGET SUMMARY OF APPROPRIATIONS AND OTHER AUTHORIZATIONS--Continued

Description	Recommended, 1947	Actual, 1946	Actual, 1945
<b>GENERAL AND SPECIAL ACCOUNTS—Continued</b>			
<b>Rescissions of appropriations and contract authorizations (see table S for detail):<sup>8</sup></b>			
Appropriations:			
National defense.....		\$53,321,647.381	\$3,185,054,000.00
Other than national defense.....		9,523,974	7,065,000.00
<b>Total, rescissions of appropriations.....</b>		<b>53,331,171.355</b>	<b>3,192,119,000.00</b>
Appropriations to liquidate contract authorizations: National defense.....		2,597,185.176	3,100,000,000.00
<b>Total, rescissions of appropriations available for obligation.....</b>		<b>50,733,986.179</b>	<b>92,119,000.00</b>
Contract authorizations: National defense.....		\$4,633,310.473	6,265,000,000.00
<b>POSTAL ACCOUNTS</b>			
<b>Appropriations (see pp. 565-584 for detail):</b>			
Post Office Department, Washington.....	\$7,160,800	\$5,814,590	\$6,209,513.00
Postal Service, field operations.....	1,291,078,300	1,052,755,415	1,167,809,565.08
Anticipated supplemental appropriations (estimated).....		219,706,832	
<b>Total, appropriations.....</b>	<b>1,298,239,100</b>	<b>1,278,276,837</b>	<b>1,174,019,078.08</b>
<b>TREST ACCOUNTS</b>			
<b>Appropriations (see table 11 for detail):</b>			
Unemployment trust fund.....	\$1,218,143,301	\$1,316,189,773	\$1,507,032,242.29
Federal old-age and survivors insurance trust fund.....	1,590,816,569	1,245,066,473	1,406,936,105.37
Veterans life insurance funds.....	721,416,000	2,338,172,000	2,221,144,909.59
Federal employees' retirement funds.....	502,894,523	578,111,802	557,100,545.05
Railroad retirement account.....	254,916,200	379,124,800	324,057,493.19
Other trust accounts.....	344,000,111	578,693,367	1,100,417,805.35
<b>Total, appropriations.....</b>	<b>4,692,090,704</b>	<b>6,435,498,275</b>	<b>7,116,689,100.54</b>

<sup>8</sup> Includes rescissions of prior year appropriations and authorizations.<sup>9</sup> Excludes estimated value of tonnage authorizations for naval construction of \$5,444,000,000 which it is proposed be revoked.

**TABLE 3**  
**RECEIPTS OF GENERAL AND SPECIAL ACCOUNTS <sup>1</sup>**

*Based on existing legislation*

[For the fiscal years 1947, 1946, and 1945]

Source	Estimated, 1947	Estimated, 1946	Actual, 1945
<b>Direct taxes on individuals:</b>			
Income tax:			
Current tax.....	\$11,888,000,000	\$14,866,000,000	\$18,634,286,600.77
Back tax.....	300,000,000	314,000,000	511,551,946.62
Estate tax.....	628,000,000	608,000,000	596,137,494.42
Gift tax.....	58,200,000	56,800,000	46,917,582.55
<b>Total, direct taxes on individuals.....</b>	<b>12,874,200,000</b>	<b>15,844,800,000</b>	<b>19,788,893,624.36</b>
<b>Direct taxes on corporations:</b>			
Income tax:			
Current tax.....	4,185,300,000	3,838,000,000	4,421,681,598.24
Back tax.....	403,600,000	498,300,000	458,033,782.62
Excess-profits tax:			
Current tax.....	2,983,900,000	6,791,800,000	10,111,895,400.16
Back tax.....	565,000,000	820,400,000	891,624,222.60
Declared value excess-profits tax:			
Current tax.....	39,300,000	73,800,000	117,917,203.60
Back tax.....	14,400,000	19,000,000	25,880,623.57
Capital-stock tax.....	100,000	352,300,000	371,999,130.71
<b>Total, direct taxes on corporations.....</b>	<b>8,191,600,000</b>	<b>12,393,600,000</b>	<b>16,399,031,961.60</b>
<b>Excise taxes:</b>			
Unjust enrichment tax.....	20,000	80,000	179,995.24
<b>Liquor taxes:</b>			
Distilled spirits (domestic and imported).....	1,667,900,000	1,621,100,000	1,484,303,450.46
Fermented malt liquors.....	635,700,000	638,200,000	638,682,102.13
Rectification tax.....	41,800,000	41,800,000	32,549,437.48
Wines (domestic and imported).....	51,200,000	47,200,000	47,390,796.67
Special taxes in connection with liquor occupations.....	11,900,000	11,400,000	11,438,097.18
Container stamps.....	11,900,000	11,700,000	11,213,301.59
Floor-stocks tax.....	40,000	730,000	83,343,159.15
All other.....	500,000	600,000	892,041.27
<b>Total, liquor taxes.....</b>	<b>2,420,940,000</b>	<b>2,372,730,000</b>	<b>2,309,812,385.93</b>
<b>Tobacco taxes:</b>			
Cigarettes (small).....	1,026,700,000	1,043,200,000	836,057,645.11
Tobacco (chewing and smoking).....	40,000,000	44,000,000	49,574,476.19
Cigars (large).....	46,300,000	42,500,000	36,593,490.47
Snuff.....	7,600,000	7,700,000	7,740,870.07
Cigarette papers and tubes.....	1,800,000	2,200,000	1,390,251.61
All other.....	90,000	260,000	780,355.46
<b>Total, tobacco taxes.....</b>	<b>1,122,490,000</b>	<b>1,139,860,000</b>	<b>932,137,088.91</b>
<b>Stamp taxes:</b>			
Issues of securities, bond transfers, and deeds of conveyance.....	46,400,000	40,900,000	33,157,134.53
Stock transfers.....	31,700,000	28,500,000	24,852,469.21
Playing cards.....	7,600,000	7,900,000	7,492,873.63
Silver bullion sales or transfers.....	40,000	220,000	25,037.28
<b>Total, stamp taxes.....</b>	<b>85,740,000</b>	<b>77,520,000</b>	<b>65,527,514.65</b>
<b>Manufacturers' excise taxes.....</b>			
<b>1,171,200,000</b>	<b>897,700,000</b>	<b>782,104,422.84</b>	
<b>Retailers' excise taxes:</b>			
Jewelry, etc.....	171,200,000	192,300,000	184,219,868.93
Furs.....	59,100,000	74,900,000	79,418,428.87
Toilet preparations.....	68,600,000	82,400,000	86,615,198.00
Luggage, handbags, wallets, etc.....	63,600,000	73,700,000	73,851,428.73
<b>Total, retailers' excise taxes.....</b>	<b>362,500,000</b>	<b>423,300,000</b>	<b>424,104,924.53</b>
<b>Miscellaneous taxes:</b>			
Telephone, telegraph, radio, and cable facilities, leases, wires, etc.....	200,200,000	221,800,000	208,018,146.35
Local telephone service.....	136,700,000	138,500,000	133,569,036.46
Transportation of oil by pipe line.....	12,900,000	13,800,000	16,286,295.17
Transportation of persons.....	212,700,000	218,100,000	234,181,651.34
Transportation of property.....	185,800,000	204,900,000	221,087,660.18
Admissions, exclusive of cabarets, roof gardens, etc.....	255,000,000	300,800,000	300,588,875.99

<sup>1</sup>This table is explained in appendix 1.



TABLE 3—Continued  
RECEIPTS OF GENERAL AND SPECIAL ACCOUNTS—Continued

Source	Estimated, 1947	Estimated, 1946	Actual, 1945
<b>Excise taxes—Continued</b>			
<b>Miscellaneous taxes—Continued</b>			
Cabarets, roof gardens, etc.....	\$66,300,000	\$69,600,000	\$56,877,239.29
Club dues and initiation fees.....	14,200,000	15,200,000	14,159,650.19
Leases of safe-deposit boxes.....	6,000,000	6,800,000	7,311,450.27
Use of motor vehicles and boats.....	100,000	116,400,000	129,037,159.88
Coconut and other vegetable oils processed.....	8,300,000	6,400,000	6,207,822.74
Oleomargarine, etc., including special taxes and adulterated butter.....	3,890,000	5,000,000	5,561,508.69
Sugar tax.....	56,000,000	50,800,000	73,293,966.35
Coin-operated amusement and gaming devices.....	18,000,000	18,000,000	19,100,311.80
Bowling alleys and billiard and pool tables.....	4,200,000	4,200,000	4,159,820.16
All other, including repealed taxes.....	800,000	1,000,000	1,452,903.99
Total, miscellaneous taxes.....	1,181,000,000	1,391,300,000	1,430,893,498.85
Adjustment to daily Treasury statement basis.....			-10,184,762.49
Total, excise taxes.....	6,343,890,000	6,302,490,000	5,934,575,068.46
<b>Employment taxes:</b>			
Taxes on employment by other than carriers:			
Federal Insurance Contributions Act.....	1,464,000,000	1,130,600,000	1,309,919,400.41
Federal Unemployment Tax Act.....	148,900,000	174,600,000	184,544,012.05
Total.....	1,612,900,000	1,305,200,000	1,494,463,412.46
Taxes on carriers and their employees (ch. 9, subch. B of the Internal Revenue Code):			
Railroad Unemployment Insurance Act.....	233,600,000	264,100,000	285,037,861.86
Total, employment taxes.....	1,856,500,000	1,581,300,000	1,792,700,136.62
<b>Customs.....</b>	433,700,000	413,200,000	354,775,541.50
<b>Miscellaneous receipts:</b>			
Miscellaneous taxes:			
General accounts:			
Immigration head tax.....	250,000	250,000	399,459.00
Tonnage tax.....	2,010,000	2,010,000	2,013,503.32
Taxes, Canal Zone.....	100,000	100,000	123,018.14
Special accounts:			
Federal intermediate credit banks franchise tax.....	150,000	306,000	231,011.41
Taxes on firearms, shells, and cartridges, sec. 3407, Internal Revenue Code.....	10,000,000	6,000,000	3,132,402.04
Total, miscellaneous taxes.....	12,510,000	8,666,000	5,899,393.91
<b>Assessments:</b>			
General accounts:			
Overtime service, Federal Communications Commission.....	4,000	3,000	3,128.91
Overtime service, marine inspection and navigation.....	70,000	75,000	75,136.97
Special accounts:			
Assessments, examination costs, and supervisory services for banks and corporations, Farm Credit Administration, act July 22, 1942 (56 Stat. 700).....	2,772,000	2,960,000	3,094,214.33
Revenues, Colorado River Dam fund, All-American Canal, act Dec 21, 1928 (45 Stat. 1057).....	15,000	15,000	12,072.28
Revenues, Colorado River Dam fund, Boulder Canyon project, act Dec. 21, 1928 (45 Stat. 1057).....	7,000,000	7,000,000	6,981,574.79
Total, assessments.....	9,861,000	10,053,000	10,166,127.28
<b>Fees:</b>			
General accounts:			
Admission fees.....	4,400	4,600	2,818.58
Admission of attorneys to practice before executive departments and establishments.....	4,500	4,500	4,110.00
Agricultural Commodities Act.....	265,000	255,000	163,493.83
Canal Zone.....	5,000	5,000	5,489.11
Clerks, United States courts.....	1,000,000	1,000,000	896,487.10
Commissions on telephone pay stations in Federal buildings.....	1,951,000	2,397,000	2,678,119.53
Consular and passport.....	3,602,000	2,921,000	1,729,272.43
Copying.....	89,000	89,000	81,229.83
Copyright.....	325,000	325,000	309,236.40
Court of Claims.....	6,000	6,000	5,259.65
Certifying railroad tariffs.....	3,000	3,000	3,406.76
Court of Customs and Patent Appeals.....	5,000	5,000	4,834.50
Customs.....	22,000	22,000	21,450.40
Fees and other charges, financing war contracts.....	9,000,000	10,000,000	11,671,059.59
Fees, sale of timber (Indians).....	175,000	185,000	183,116.27
Federal Firearms Act.....	20,000	20,000	17,452.16
Filing fees, Trust Indenture Act of 1939, Securities and Exchange Commission.....	1,800	1,800	1,400.00
Food, Drug, and Cosmetic Act, fees, secs. 506 (b) and 706.....	316,000	234,000	42,843.89

TABLE 3—Continued  
 RECEIPTS OF GENERAL AND SPECIAL ACCOUNTS—Continued

Source	Estimated, 1947	Estimated, 1946	Actual, 1945
<b>Miscellaneous receipts—Continued</b>			
<b>Fees—Continued</b>			
<b>General accounts—Continued</b>			
Inspection of tobacco	\$2,500	\$2,500	\$1,312.71
Immigration, registration (earned)	120,000	120,000	156,672.00
Immigration fees, cancellation of deportation proceedings	50,000	50,000	66,924.00
Inspection and grading of farm products	152,000	152,000	149,145.12
Marshals, United States courts	88,000	88,000	68,413.60
Migratory-bird hunting stamps	1,400,000	1,400,000	1,498,848.00
Naturalization (earned)	1,200,000	1,200,000	1,231,692.35
Naval stores grading	2,500	2,500	1,720.80
Navigation	216,000	216,000	215,696.20
Patent (earned)	4,200,000	4,000,000	3,777,631.87
Registration fees, correspondence courses	16,000	12,000	8,256.00
Registration, securities and exchanges	540,000	520,000	441,860.55
Registration under Neutrality Act	40,000	37,000	26,000.00
Services performed for Indians	140,000	150,000	148,217.65
Testing	225,000	225,000	197,762.19
Testing fees, enforcement of Tea Importation Act	32,000	32,000	32,098.68
The Tax Court of the United States	40,000	40,000	40,491.30
Vending machines	9,000	11,000	16,629.46
Warehouse Act	15,000	15,000	15,488.00
Water and power rights			2,439.36
Other	3,960	3,500	2,811.83
<b>Special accounts:</b>			
Fees and commissions, land offices, act June 17, 1902 (32 Stat. 388)	50,000	50,000	74,256.89
Deposits, fees, and other charges, financing war contracts	6,000,000	8,000,000	20,635,396.64
<b>Total, fees</b>	<b>31,336,600</b>	<b>33,804,400</b>	<b>46,630,845.23</b>
<b>Fines and penalties:</b>			
<b>General accounts:</b>			
Antinarcotic laws	11,500	11,500	10,499.20
Antitrust laws	700,000	500,000	452,184.37
Canal Zone	45,000	45,000	51,878.70
Customs Service	326,000	326,000	325,866.60
Emergency price control and Second War Powers Act	1,000,000	3,250,000	3,296,611.25
Enforcement of National Prohibition Act	21,500	21,500	21,568.37
Immigration and Naturalization Service	206,000	206,000	46,960.00
Internal revenue	4,000	4,000	4,785.47
Interstate Commerce Act	125,000	125,000	227,435.14
Liquidated damages	167,000	185,000	237,120.01
Navigation	78,000	78,000	88,374.20
Penalties, cotton marketing quotas, Agricultural Adjustment Act of 1938	26,000	26,000	123,551.44
Penalties, peanut marketing quotas, Agricultural Adjustment Act of 1938		65,000	30,447.50
Penalties, tobacco marketing quotas, Agricultural Adjustment Act of 1938	1,970,000	860,000	337,322.54
Penalties, wheat marketing quotas, Agricultural Adjustment Act of 1938	180,000	1,500,000	5,961,582.17
Public Health Service	200	200	126.50
Public lands and reservations	5,800	5,800	27,379.44
Treble damages, Emergency Price Control Act	12,007,000	23,008,000	20,835,181.65
Violations, air-traffic regulations	12,000	11,000	8,308.45
Violating regulations and 8-hour law of 1912	562,000	563,000	708,833.10
Violations, Federal Alcohol Administration Act	500,000	500,000	459,500.00
Violations, Fair Labor Standards Act of 1938	85,000	85,000	83,052.96
Violations, Public Contracts Act	720,000	720,000	717,914.84
Other	2,141,000	2,146,000	2,135,197.78
<b>Total, fines and penalties</b>	<b>20,893,000</b>	<b>34,242,000</b>	<b>36,197,681.68</b>
<b>Forfeitures:</b>			
<b>General accounts:</b>			
Bonds of aliens, contractors, etc.	541,000	543,000	523,105.12
Bonds under Narcotic Act	6,000	6,000	5,259.62
Bonds under National Prohibition Act	122,000	122,000	87,286.30
Bribes to United States officers	4,500	5,000	12,871.44
Excess proceeds of withheld Veterans Administration foreign checks	200,000	750,000	5,477,569.74
Customs Service	422,000	422,000	430,832.43
Effects of deserters and enlisted men	700	700	639.27
Funds and proceeds from other public property captured from the enemy	1,000,000	5,023,000	3,494,009.10
From espionage activities			4,038.00
Secret Service Division	800	800	625.23
Unclaimed funds and abandoned personal property	19,600	209,000	577,165.61
Unclaimed and abandoned merchandise	95,000	95,000	95,078.60
Unclaimed moneys and wages remaining in registry of courts	155,000	155,000	159,006.55
Unclaimed odd pennies in employees' pay roll allotment accounts for War Savings Bonds	24,200	24,400	24,068.88
Unexplained balances in cash accounts	11,400	101,000	86,855.52
Other	41,000	64,000	126,833.85
<b>Special account:</b>			
Bonds of aliens (United States securities)	5,000	5,000	2,000.00
<b>Total, forfeitures</b>	<b>2,647,600</b>	<b>7,525,900</b>	<b>11,108,145.26</b>

TABLE 3—Continued  
 RECEIPTS OF GENERAL AND SPECIAL ACCOUNTS—Continued

Source	Estimated, 1947	Estimated, 1946	Actual, 1945
<b>Miscellaneous receipts—Continued</b>			
Gifts and contributions:			
General accounts:			
Donations to the United States.....	\$107,000	\$221,000	\$1,376,514.36
Donations to the United States for war activities.....		40,000	118,342.65
Moneys received from persons known.....	1,008,000	1,514,000	2,235,198.98
Moneys received from persons unknown.....	23,000	24,000	31,706.88
Residue of funds of quasi-governmental organizations.....	3,000	5,000	50,714.29
Return of grants, Farm Security Administration.....	6,000	14,000	65,943.19
Special account:			
Deposits, war contributions, act Mar. 27, 1942.....		110,200,000	1,376,505.27
Total, gifts and contributions.....	1,147,000	112,018,000	5,254,927.62
<b>Interest, exchange, and dividends:</b>			
General accounts:			
Dividends on shares of Federal savings and loan associations.....	35,000	50,000	93,087.25
Dividends on capital stock of Panama Railroad Co., owned by the United States.....	700,000	2,100,000	2,800,000.00
Earnings from payments to Federal Reserve banks for industrial loans.....	150,000	150,000	326,717.69
Earnings of War Finance Corporation.....			784.68
Federal control of transportation systems (repayments to appropriations).....	5,000	5,000	55,291.20
Gain by exchange.....	80,000	122,000	851,938.05
Interest earned on Commodity Credit Corporation securities.....	30,000,000	25,000,000	12,546,806.11
Interest collections of Farm Security Administration.....		1,000	3,841.47
Interest earned on Home Owners' Loan Corporation bonds.....	6,710,000	8,780,000	4,726,262.39
Interest earned on Tennessee Valley Authority securities.....	571,000	571,000	570,790.62
Interest earned on Export-Import Bank securities.....	6,411,000		
Interest earned on United States Housing Authority notes.....	3,830,000	3,830,000	5,868,901.10
Interest from Central Branch, Union Pacific Railroad.....	5,000	5,000	23,433.09
Interest on advances to Colorado River dam fund, Boulder Canyon project.....	3,250,000	5,000,000	4,500,000.00
Interest on construction costs of public works in Colon and Panama, War Department.....		19,800	32,283.44
Interest on advance payments to contractors.....	1,900,000	10,000,000	15,655,987.23
Interest on deferred collections or payments.....	3,564,000	5,676,000	3,222,700.14
Interest on emergency crop loans, Farm Credit Administration.....			95,162.13
Interest on emergency crop loans incident to removal of enemy aliens.....	2,000	5,000	18,422.42
Interest on farmers' seed and feed loans.....			325,055.93
Interest on loan to District of Columbia for black-out expenses.....			8,350.42
Interest on loans for Indian rehabilitation.....	2,000	2,000	2,383.67
Interest on funded obligations of foreign governments held by the United States under refunding agreements.....	315,000	317,000	304,227.17
Interest on Government-owned securities.....	2,155,000	2,225,000	1,653,704.57
Interest on loans, Puerto Rico Reconstruction Administration.....	35,000	25,000	19,393.95
Interest on loans, relief in stricken agricultural areas.....			1,084,902.18
Interest on loans, Rural Electrification Administration.....	16,600	15,000	8,709.91
Interest on loans to States, municipalities, etc., Federal Works Agency.....	221,000	155,000	104,370.90
Interest on public deposits.....	369,000	440,000	607,567.15
Loans to railroads after termination of Federal control (repayments to appropriations).....	75,600	75,000	98,711.30
Interest and premiums on obligations of Reconstruction Finance Corporation.....	88,570,000	86,800,000	82,596,128.98
Military and naval insurance, Veterans Administration, premiums on term insurance (repayments to appropriations).....	80,000	80,000	87,001.09
Interest on securities received from Reconstruction Finance Corporation.....	1,000	1,000	810.00
Interest and profits on Federal Farm Mortgage Corporation bonds.....	126,000	1,098,000	2,242,010.77
Other.....	100	100	842.26
Special account:			
Interest and profits on investments, Pershing Hall Memorial fund.....	5,000	5,000	4,933.70
Total, interest, exchange, and dividends.....	149,163,700	153,452,900	140,541,512.96
<b>Mint receipts:</b>			
General accounts:			
Profits on coinage, bullion, deposits, etc.....	10,646,000	35,505,000	46,402,871.99
Seigniorage.....	111,000,000	84,500,000	77,593,501.99
Total, mint receipts.....	121,646,000	120,005,000	123,996,373.98
<b>Permits, privileges, and licenses:</b>			
General accounts:			
Alaska fund.....	175,000	175,000	184,875.35
Business concessions.....	697,000	958,000	908,352.79
Immigration reentry permits (earned).....	30,000	30,000	36,570.05
Licenses under Federal Power Act.....	161,000	161,000	161,621.42
Permits to enter national parks.....	1,733,000	796,000	386,339.88
Permits, fishing and hunting.....	27,000	27,000	28,528.87
Permits to operate motor vehicles.....			1,005.50
Power permits.....	23,000	24,000	21,636.93
Revenues, Washington National Airport.....	600,000	550,000	576,910.12
Rights-of-way on and occupancy of public lands and reservations.....	25,000	25,000	27,128.98
Other.....	300	300	325.54

° Excess of credits, deduct.

TABLE 3—Continued  
 RECEIPTS OF GENERAL AND SPECIAL ACCOUNTS—Continued

Source	Estimated, 1947	Estimated, 1946	Actual, 1945
<b>Miscellaneous receipts—Continued</b>			
Permits, privileges, and licenses—Continued			
Special accounts:			
Licenses under Federal Power Act.....	\$214,000	\$211,000	\$214,038.57
Receipts under Grazing Act, June 28, 1934.....	520,000	520,000	500,330.61
Revenues, Indian Arts and Crafts Board.....	100	100	89.00
Revenues, purchase of lands and other property, Mammoth Cave National Park.....	15,000	15,000	3,453.24
<b>Total, permits, privileges, and licenses.....</b>	<b>4,220,400</b>	<b>3,492,400</b>	<b>3,049,200.55</b>
Reimbursements:			
General accounts:			
Auditing accounts of American Red Cross.....	20,000	30,000	28,155.29
Bankruptcy Act, Interstate Commerce Commission.....	7,300	7,100	4,946.72
Cable and radio messages.....	25,000	25,000	23,013.57
Savings, communication services.....			310,629.30
Collections under Cotton Standards Act.....	260,000	260,000	257,926.85
Collections under Grain Standards Act.....	85,000	85,000	71,668.60
Compensation received by Federal employees from private sources.....	300	300	375.02
Construction charges (Indian Service).....	22,000	22,000	12,473.37
Cost of administration, Federal Power Act.....	633,000	500,000	610,866.90
Cost of handling penalty mail.....	17,693,000	18,130,000	10,749,011.34
Costs from estates of deceased Indians.....	45,000	45,000	45,410.08
Court costs.....	286,000	287,000	284,499.63
By District of Columbia for advances for acquisition of lands under sec. 4, act May 29, 1930, as amended.....	150,000	122,000	1,733,524.00
By District of Columbia for share of expenses of U. S. District Courts and Court of Appeals.....	880,000	880,000	972,091.62
Deductions from awards of Mixed Claims Commission, United States and Germany, to cover reimbursement for settlement of War Claims Act of 1928.....			9,271.58
Maintenance of District of Columbia inmates in Federal penal and correctional institutions.....	200,000	200,000	219,401.66
Expenses, miscellaneous.....	157,000	214,000	312,725.79
Expenses for bringing home interned American citizens.....	50,000	125,000	115,555.18
Excess cost over contract price.....	469,000	669,000	* 2,880,514.96
Excess premium for increased production of strategic materials.....		50,000	88,987.81
Excessive profits on renegotiated contracts.....	190,000,000	785,000,000	2,040,925,653.37
Excess witness fees.....	300	300	338.68
Government property lost or damaged.....	1,790,000	13,847,000	16,838,831.64
Government property lost or damaged, National Guard.....	1,000	1,000	1,407.35
Hospitalization charges and expenses.....	136,000	131,000	155,765.39
Inspection of perishable food and farm products.....	337,000	335,000	363,182.59
Jury service.....	44,000	52,000	58,601.33
Loss of continuous discharge books, etc., Marine Inspection and Navigation.....	9,000	10,000	11,071.00
Maintenance and irrigation charges, irrigation systems, Indian Service.....	843,000	843,000	838,605.77
Of appropriations made for Indian tribes.....	215,000	215,000	257,028.43
Refund on royalties.....	3,500,000	15,600,000	18,427,006.53
Refund of terminal leave compensation.....	103,000	580,000	239,231.73
Refund on enlistment allowances and clothing bounties.....			3,935.32
Refund, State and local taxes.....	90,000	91,000	92,461.85
Refund on empty containers.....	868,000	1,076,000	2,608,558.88
Reimbursements for expenses, American Mexican Claims Commission.....	100,000	150,000	72,606.86
Reimbursement for emergency conservation work, profits on sales of land or its products.....			1,063,758.62
Reimbursement on account of reimbursable construction costs, water conservation and utilization projects, act of Oct. 14, 1940, as amended.....	11,000	10,000	11,244.32
Revenues, power system, Flathead Reservation, Mont.....	225,000	225,000	218,814.69
Reimbursements from Federal Reserve Banks:			
Contingent expenses.....	2,000	1,000	1,640.46
Salaries.....	98,000	85,000	73,969.53
Repairs of Rock Island Bridge, Rock Island, Ill.....	10,000	21,000	9,939.21
Salaries (unauthorized services).....	900	21,000	26,930.80
Services and expenses, reverse lend-lease.....		5,000,000	1,970,721.73
Settlement of claims against various depositors.....	128,000	179,000	162,797.58
Surplus postal revenues.....		32,747,252	188,102,579.00
Return of butter subsidy payments.....		1,500,000	
Transportation.....	2,001,000	4,636,000	5,721,934.24
Other.....	3,422,000	8,473,000	28,636,405.07
Special accounts:			
Collections, reclamation fund.....	25,500,000	19,500,000	12,687,966.50
Reimbursements, defense aid:			
Agricultural, industrial, and other commodities.....	204,000,000	338,137,000	216,100,809.14
Aircraft and aeronautical material.....	40,000	20,000	15,798.69
Facilities and equipment.....			* 590.40
Ordnance and ordnance stores.....			* 36.37
Services and expenses.....	125,000	350,000	461,697.63
Tanks and other vehicles.....			78,810.00
Vessels and other watercraft.....			* 6,405.22
<b>Total, reimbursements.....</b>	<b>454,551,800</b>	<b>1,250,487,952</b>	<b>2,549,203,094.29</b>

\* Excess of credits, deduct.

TABLE 3—Continued  
RECEIPTS OF GENERAL AND SPECIAL ACCOUNTS—Continued

Source	Estimated, 1947	Estimated, 1946	Actual, 1945
<b>Miscellaneous receipts—Continued</b>			
Rents and royalties:			
General accounts:			
Ground rent.....	\$83,000	\$90,000	\$80,887.72
Pipe-line rentals.....	15,000	15,000	15,000.00
Receipts from potash deposits, royalties, and rentals.....	60,000	60,000	65,462.86
Receipts under mineral leasing acts.....	1,200,000	1,200,000	996,117.16
Receipts for range improvements.....	260,000	260,000	250,206.20
Receipts from use and occupancy of agricultural labor supply centers, camps, and facilities.....	300,000	800,000	779,802.57
Rent of docks, wharves, and piers.....	605,000	712,000	774,880.35
Rent of equipment.....	40,092,000	54,127,000	55,231,614.48
Rent of camp and house sites.....	2,500	2,500	23,202.69
Rent on low-cost housing projects.....			23,684.68
Rent of land.....	2,240,000	1,807,000	1,833,569.14
Rent of public buildings, grounds, etc.....	4,599,000	4,078,000	4,309,795.15
Rent of telegraph and telephone facilities.....	99,000	102,000	102,943.35
Rent of water-power sites.....	117,000	117,000	112,939.07
Rental of films leased.....		50,000	89,357.97
Rental of airplanes.....	200,000	300,000	344,198.00
Rentals of tenant farms, Puerto Rico Reconstruction Administration.....	100,000	80,000	95,539.01
Rental or operation of property, defense housing.....	7,047,000	8,540,000	4,558,337.40
Rental of surplus personal property.....	3,680,000	6,550,000	49,736.33
Rental of surplus real property.....	99,178,000	16,868,000	5,828.08
Bonuses, rentals and royalties, all other.....	2,000	18,000	2,315.00
Rentals from property, etc., under foreclosure proceedings, Farm Security Administration.....			224.95
Rental or operation of community facilities, defense public works, Federal Works Agency.....	10,000	25,000	79,321.11
Royalties on coal leases in Alaska.....	16,000	16,000	15,967.22
Royalties on machines financed by the Defense Plant Corporation.....			* 102,586.64
Royalties, naval petroleum reserves, California.....	450,000	450,000	492,280.43
Royalties on oil, gas, etc.....	210,000	210,000	220,206.58
Royalties from oil, gas, sulphur, or other minerals, national wildlife refuges.....	20,000	20,000	25,640.62
Other.....	1,762,000	1,959,000	1,798,195.09
Special accounts:			
Deposits, rents, national defense housing projects (emergency fund for the President).....	30,000	44,000	16,014.59
Deposits, rents, national defense housing projects (United States Housing Authority).....	25,000	30,000	48,806.82
Deposits, operating fund, United States Housing Act of 1937.....			9,900,000.00
Potash deposits, royalties and rentals, act of Oct. 2, 1917.....	55,000	55,000	52,606.46
Receipts from leases of flood control lands.....	340,000	340,000	132,034.74
Receipts under mineral leasing acts.....	10,799,000	10,799,000	8,965,054.41
Receipts from mineral deposits, lands purchased for Indians in Oklahoma.....	8,000	8,000	7,046.55
Receipts from potash deposits, royalties and rentals.....	540,000	540,000	589,165.62
Total, rents and royalties.....	174,154,500	110,272,500	91,976,395.76
Sales of Government products:			
General accounts:			
Agricultural products, including livestock and livestock products.....	380,000	493,000	813,233.99
Card indexes, Library of Congress.....	350,000	350,000	333,721.42
Dairy products.....	114,000	107,000	104,977.82
Donated scrap aluminum.....	500	1,000	10,625.11
Electric current, power plant, Coolidge Dam, Ariz.....	350,000	350,000	317,047.53
Electric current, Colorado River irrigation project, Arizona.....	30,000	30,000	27,930.86
Electric current.....	232,000	232,000	240,897.78
Films.....	60,000	65,000	123,964.71
Heat, light, power, and water.....	284,000	384,000	337,231.06
Ice.....	201,000	241,000	212,917.07
Loose cotton samples.....	150,000	150,000	135,070.60
Migratory Bird Conservation Act, receipts credited to the general fund.....	244,000	207,000	183,846.49
Occupational therapy products.....	84,000	85,000	82,910.15
Old condemned and surplus property, Navy Department.....	2,000,000	3,000,000	3,020,528.10
Photo duplications.....	127,000	88,000	45,902.67
Plans and specifications.....	4,000	4,000	3,703.78
Proceeds, activities fund, United States naval prisons.....	30,000	30,000	34,250.00
Products from development of guayule and other rubber-bearing plants.....	350,000	175,000	2,945.90
Public documents, charts, maps, etc.....	3,433,000	4,096,000	4,324,488.56
Public timber.....	56,000	58,000	72,284.25
Sale of crude oil and other petroleum products from Naval Petroleum Reserve No. 1 (Elk Hills).....		8,168,000	4,420,118.02
Sale of hides, Federal Surplus Commodities Corporation.....			349,493.62
Sale and transfer of Government property, Federal property utilization program.....	4,547,000	5,282,000	29,597,587.85
Sale and transmission of electric energy:			
Denison Dam project, Oklahoma-Texas.....	800,000	800,000	224,859.50
Norfolk Dam project, Arkansas.....	600,000	600,000	183,141.38
Scrap and salvaged materials, condemned stores, waste paper, refuse, etc.....	17,561,000	58,611,000	74,210,138.48
Seal and fox skins and furs.....	1,270,000	1,315,000	681,104.72
Seeds.....			833.44
Stores.....	2,514,000	1,553,000	1,111,740.95
Steam.....	502,000	602,000	135,375.17

\* Excess of credits, deduct.

TABLE 3—Continued  
RECEIPTS OF GENERAL AND SPECIAL ACCOUNTS—Continued

Source	Estimated, 1947	Estimated, 1946	Actual, 1945
<b>Miscellaneous receipts—Continued</b>			
Sales of Government products—Continued			
General accounts—Continued			
Subsistence (meals, rations, etc.)	\$1,043,000	\$1,508,000	\$2,552,372.74
Unserviceable Civilian Conservation Corps property	6,500	14,000	27,524.41
Water	287,000	287,000	258,746.03
Other	41,537,000	52,329,000	61,848,290.78
Special accounts:			
Deposits, sale and transmission of electric energy:			
Bonneville project, Oregon	13,475,000	23,300,000	20,464,508.85
Fort Peck project, Montana	300,000	280,000	175,276.27
Denison Dam project, Texas			21,000.00
Norfolk Dam project, Arkansas and Missouri			79,000.00
Deposits, sale of goods and commodities, War Relocation Authority, act July 25, 1942 (56 Stat. 710)			94,373.78
Proceeds, publication and sale of Victory Magazine, Office of War Information		139,000	213,975.97
Receipts from production and sale of helium, etc., Bureau of Mines	95,000	125,000	142,534.72
Receipts under Migratory Bird Conservation Act	91,000	118,000	100,263.85
Sale of water, sec 40 (d), Mineral Leasing Act of 1920	1,300	1,300	839.56
Sale of historical and educational material, Northwest Territory Celebration Commission			• 5,312.93
<b>Total, sale of Government products</b>	<b>93,315,300</b>	<b>165,178,300</b>	<b>207,316,265.01</b>
Sales of services:			
General accounts:			
Copies of hearings	1,600	2,600	2,664.00
Earnings by United States transports	700,000	1,035,000	1,030,971.66
Earnings from business operations	1,696,000	1,430,000	2,071,083.12
Earnings, miscellaneous facilities of national parks and monuments			3,635.20
Fumigating and disinfecting	37,000	37,000	• 10,888.16
Laundry and dry-cleaning operations	25,040,000	40,040,000	40,883,325.35
Medical, dental, and hospital services	15,000	19,800	97,385.41
Livestock breeding service	600	1,100	1,433.90
Overhead charges on sales of services or supplies (War and Navy Departments)	1,900,000	2,100,000	3,568,764.70
Professional and scientific	70,700	700	1,235.80
Quarantine charges (fumigation, disinfection, inspection, etc., of vessels)	100,000	100,000	102,477.09
Quarters, subsistence, and laundry service	3,053,000	3,666,000	3,523,527.37
Radio service	47,000	52,000	107,800.62
Services of civilian internees and prisoners of war	1,000,000	30,000,000	34,286,909.35
Services of conscientious objectors			236.33
Storage and other charges	91,000	92,000	91,872.45
Telephone and telegraph	641,000	838,000	692,735.62
Tolls, Panama Canal	12,000,000	11,000,000	7,222,578.38
Transportation service	2,500,000	3,501,000	6,408,380.17
Work done for individuals or corporations	2,481,000	3,005,000	2,607,287.94
Other	508,000	1,050,000	1,000,668.60
Special accounts:			
Alaska Railroad fund receipts	5,050,000	6,630,000	10,531,526.32
Collections for laundry service, Naval Academy	430,000	434,000	339,864.09
<b>Total, sales of services</b>	<b>57,311,900</b>	<b>105,034,200</b>	<b>114,565,475.31</b>
Sundry receipts:			
General accounts:			
Forest reserve fund	10,148,000	10,510,000	10,587,338.51
Special accounts:			
Deposits, postal funds, Canal Zone	394,000	396,000	550,642.32
Forest reserve fund		9,000	214,617.46
Forest reserve fund, roads and trails for States (10 percent)	1,560,000	1,600,000	1,602,175.18
Forest reserve fund, payments to States (25 percent)	3,900,000	4,001,000	4,005,437.97
Receipts for acquisition of lands	392,000		• 458,895.92
<b>Total, sundry receipts</b>	<b>16,394,000</b>	<b>16,516,000</b>	<b>16,501,315.52</b>
Deposits for defense aid:			
Special account:			
Deposits for defense aid, sec. 6 (b), act Mar. 11, 1941	25,000	175,075,000	33,713,131.37
Repayments of investments:			
General accounts:			
Collections, insured loans, Federal Housing Administration	500,000	750,000	878,352.30
Construction costs of public works in Colon and Panama		28,000	56,376.96
Lapsed appropriations	3,006,000	3,429,000	3,047,350.52
Loans to railroads after termination of Federal control, etc.			26,535.00
Principal on securities received from Reconstruction Finance Corporation under act Feb. 24, 1938	5,000	32,000	10,000.00
Principal payments on loans, Puerto Rican Hurricane Relief Commission	120,000	122,000	132,139.18
Principal payments on low-cost houses, Virgin Islands	200	200	275.25

• Excess of credits, deduct.

TABLE 3—Continued  
 RECEIPTS OF GENERAL AND SPECIAL ACCOUNTS—Continued

Source	Estimated, 1947	Estimated, 1946	Actual, 1945
<b>Miscellaneous receipts—Continued</b>			
Repayments of investments—Continued			
General accounts—Continued			
Principal of bonds of foreign governments under funding agreements, Finland.....	\$100,000	\$97,000	\$99,272.63
Principal on loan to District of Columbia for black-out expenses.....			901,731.15
Proceeds from submarginal land program, Farm Tenant Act (75 percent).....	435,000	420,000	719,813.02
Proceeds, sale of securities, Public Works Administration.....			2,056,382.99
Repayment of advances to Colorado River Dam fund, Boulder Canyon project.....	2,500,000	1,000,000	8,000,000.00
Repayment of loans to veterans for transportation.....			15.05
Repayment of principal on account of flood and windstorm loans.....	600,000	700,000	839,382.58
Repayment of principal on loans for Indian rehabilitation.....	3,500	3,500	3,420.26
Repayment of principal on emergency crop loans, Farm Credit Administration.....	100,000	200,000	226,037.19
Repayment of principal, emergency crop production loans, Farm Credit Administration.....	2,650,000	4,050,000	755,251.31
Repayment of principal on account of loans, Rural Electrification Administration.....	95,000	68,000	54,352.36
Repayment of principal on account of loans, Puerto Rico Reconstruction Administration.....	50,000	115,000	101,859.97
Repayment of principal on account of loans, Farm Security Administration.....			95,495.52
Repayment of principal on account of loans to States, municipalities, etc., defense public works.....	565,000	490,000	654,290.54
Repayment of principal on emergency crop loans incident to removal of enemy aliens.....	20,000	40,000	132,069.90
Return of advances, Eastern Massachusetts Street Railway.....	1,200	1,200	1,525.01
Return of relief moneys furnished American citizens in territories and island possessions.....			25.00
Repayment of principal on account of loans to States, municipalities, etc., Public Works Administration, FWA.....	500,000	400,000	
Sale of chattels, Farm Security Administration.....		2,000	4,257.67
Repayment and recoveries, emergency relief, act Dec. 17, 1941 and July 12, 1943.....	20,000	24,000	61,196.17
Repayments on account of rural rehabilitation loans.....	16,400,000	25,300,000	37,665,436.84
Repayments of subscriptions to capital stock, Smaller War Plants Corporation.....	50,000,000	100,000,000	
Repayment of subscriptions to preferred and income shares, Federal savings and loan associations.....	450,000	473,000	2,072,300.00
Repayment of principal on orchard rehabilitation loans.....			770.00
Repayment of loans to students, Federal Security Agency.....	500,000	380,000	273,496.77
Repayment and recoveries, Public Works.....			13,271.05
Representation of interests of foreign government growing out of hostilities in Europe.....		3,000	1,832.68
Special accounts:			
Crop production loan funds, act Jan. 22, 1932.....	1,000,000	2,000,000	2,152,814.07
Receipts from submarginal land program, Farm Tenant Act.....	145,000	140,000	• 167,819.74
Total, repayment of investments.....	79,765,900	140,267,900	60,768,518.16
Sales of public lands:			
Special account:			
Sale of public land, reclamation fund (80 percent).....	100,000	100,000	184,399.43
Sales of Government property:			
General accounts:			
Capital equipment (trucks, horses, cars, machinery, furniture and fixtures, and other capital equipment).....	10,669,000	43,621,000	15,101,442.35
Disposition of proceeds (Homes Conversion Program).....	500,000	500,000	
Land and buildings.....	34,180,000	14,130,000	4,233,001.51
Lands, etc., on account of military post construction fund.....		500	4,822.99
Office material, etc.....			484.10
Ordnance material, War.....	12,500,000	15,000,000	9,544,116.01
Proceeds of Fort Hall irrigation and water system, Idaho.....	1,500	1,500	1,227.44
Proceeds of sales of vessels for the Coast Guard.....			846.50
Sale of town lots, Alaska.....	500	500	296.00
Standing timber, Alaska.....	10,000	10,000	9,364.96
Surplus personal property.....	1,500,000,000	575,000,000	107,537,498.70
Surplus real property.....	450,000,000	75,000,000	613,998.63
Surplus war supplies.....			700,000.00
Special accounts:			
Coos Bay Wagon Road grant fund.....	30,000	30,000	30,500.69
Oregon and California land grant fund.....	1,600,000	1,600,000	1,732,773.40
Proceeds, operation of commissaries, Division of Mental Hygiene, Public Health Service.....	80,000	75,000	55,530.00
Proceeds of town sites, lots, Reclamation Service.....	8,000	8,000	7,926.68
Sale of reserve lands, reclamation projects.....			262.50
Total, sales of Government property.....	2,009,579,000	724,976,500	139,574,092.46
Total, miscellaneous receipts.....	3,238,622,700	3,171,167,952	3,596,646,896.08
Adjustment to daily Treasury statement basis.....			-127,098,888.96
Total, miscellaneous receipts.....	3,238,622,700	3,171,167,952	3,469,548,007.12
Total, receipts.....	32,938,512,700	39,706,557,952	47,739,524,339.56
Deduct: Net appropriation to Federal old-age and survivors insurance trust fund.....	1,425,810,000	1,097,730,000	1,282,969,759.85
Net receipts, general and special accounts.....	31,512,702,700	38,608,827,952	46,456,554,579.71

• Excess of credits, deduct.

TABLE 4  
**APPROPRIATIONS AND EXPENDITURES OF GENERAL AND SPECIAL ACCOUNTS <sup>1</sup>**

*By function and organization unit*

[For the fiscal years 1947, 1946, and 1945]

Function and organization unit	APPROPRIATIONS			EXPENDITURES		
	Recommended, 1947	Actual, 1946	Actual, 1945	Estimated, 1947	Estimated, 1946	Actual, 1945
<b>NATIONAL DEFENSE:</b>						
<b>War Department:</b>						
Military functions <sup>2</sup> .....	\$7,100,000,000	\$21,496,902,030	\$15,437,012,094.97	\$7,994,912,000	\$27,995,019,118	\$49,688,659,386.32
Civil functions (classified as national defense).....	3,396,000	2,306,540	1,736,596.12	3,188,000	2,401,882	1,941,542.81
Panama Canal.....	1,118,000	810,000	-----	1,900,000	2,579,000	1,506,086.86
Total.....	7,104,514,000	21,500,019,170	15,438,748,691.09	8,000,000,000	28,000,000,000	49,692,107,025.99
Adjustment to daily Treasury statement basis.....	-----	-----	-----	-----	-----	+647,265,543.37
Total, War Department.....	7,104,514,000	21,500,019,170	15,438,748,691.09	8,000,000,000	28,000,000,000	50,339,372,569.36
<b>Navy Department <sup>2</sup>:</b>						
Adjustment to daily Treasury statement basis.....	4,500,000,000	23,477,816,064	29,514,079,601.49	5,000,000,000	14,700,000,000	30,127,635,917.52
Total, Navy Department.....	4,500,000,000	23,477,816,064	29,514,079,601.49	5,000,000,000	14,700,000,000	30,047,152,135.15
<b>Executive Office of the President:</b>						
Executive Office proper.....	-----	-----	-----	-----	124,500	110,558.91
Bureau of the Budget.....	-----	445,300	879,800.00	-----	458,500	697,700.03
National Resources Planning Board.....	-----	-----	-----	-----	-----	61.38
President's Committee for Education of Men Demobilized from the Armed Forces.....	-----	-----	-----	-----	-----	260.48
Committee for Congested Production Areas.....	-----	-----	300,000.00	-----	2,350	246,366.14
War agencies <sup>2</sup> .....	166,100,000	908,627,233	1,219,865,318.07	1,059,514,000	1,776,798,850	2,669,466,928.69
Miscellaneous.....	-----	-----	36.26	-----	-----	-----
Total.....	166,100,000	909,072,533	1,221,045,154.33	1,059,514,000	1,777,384,200	2,670,521,875.63
Adjustment to daily Treasury statement basis.....	-----	-----	-----	-----	-----	+10,934,078.62
Total, Executive Office of the President.....	166,100,000	909,072,533	1,221,045,154.33	1,059,514,000	1,777,384,200	2,681,455,954.25
<b>Emergency funds appropriated to the President.....</b>						
	-----	3,950,000,000	4,022,470,725.53	(3)	(3)	(3)
<b>Independent offices:</b>						
American Commission for the Protection and Salvage of Artistic and Historic Monuments in War Areas.....	-----	40,000	40,000.00	4,000	43,000	34,488.69
Civil Service Commission.....	-----	6,032,000	11,196,048.75	400,000	4,380,000	10,892,403.79
Federal Communications Commission.....	-----	2,430,000	4,191,179.45	192,000	1,850,000	4,079,258.35
Federal Power Commission.....	-----	110,000	600,000.00	-----	127,500	543,394.88
General Accounting Office.....	-----	-----	-----	-----	-----	12,966.75
Interstate Commerce Commission.....	-----	231,000	338,000.00	11,000	236,000	272,051.93
National Advisory Committee for Aeronautics.....	-----	-----	-----	-----	111,000	-----
National Archives.....	-----	-----	-----	-----	35,000	* 5,881.33
National Capital Housing Authority.....	-----	-----	-----	* 250,000	* 347,000	105,585.32
National Labor Relations Board.....	-----	965,500	825,000.00	55,000	734,000	769,360.29
Office of War Mobilization and Reconversion <sup>2</sup> .....	380,000,000	213,955,400	1,198,488.00	246,904,000	124,510,000	861,459.45
Railroad Retirement Board.....	-----	-----	-----	-----	-----	1,467.85
Selective Service System <sup>2</sup> .....	-----	52,000,000	62,501,534.59	-----	49,040,000	60,891,486.42
Smithsonian Institution.....	-----	-----	-----	-----	-----	11,835.41
Tennessee Valley Authority.....	-----	-----	-----	-----	-----	* 184,269.66
United States Employees' Compensation Commission.....	-----	-----	346,000.00	-----	-----	237,351.53
United States Maritime Commission.....	-----	-----	6,766,000,000.00	300,000,000	1,055,000,000	3,526,903,216.72
Veterans Administration.....	-----	-----	-----	-----	-----	87.23
Total.....	380,000,000	275,763,900	6,847,236,250.79	547,316,000	1,235,749,500	3,605,426,263.62
Adjustment to daily Treasury statement basis.....	-----	-----	-----	-----	-----	-302,471,036.03
Total, independent offices.....	380,000,000	275,763,900	6,847,236,250.79	547,316,000	1,235,749,500	3,302,955,227.59
<b>Federal Loan Agency.....</b>						
Adjustment to daily Treasury statement basis.....	-----	-----	-----	-----	-----	* 468,865.01
Total, Federal Loan Agency.....	-----	-----	-----	-----	-----	+119,114.40
Total, Federal Loan Agency.....	-----	-----	-----	-----	-----	* 349,750.61

\* Excess of credits, deduct.

<sup>1</sup> This table is explained in appendix I.

<sup>2</sup> Detailed estimates of appropriation for 1947 will be submitted to the Congress in the spring of 1946. The amounts shown for 1947 are tentative.

<sup>3</sup> Expenditures are shown under the various agencies to which funds are allocated.



TABLE 4—Continued  
 APPROPRIATIONS AND EXPENDITURES OF GENERAL AND SPECIAL ACCOUNTS—Continued

Function and organization unit	APPROPRIATIONS			EXPENDITURES		
	Recommended, 1947	Actual, 1946	Actual, 1945	Estimated, 1947	Estimated, 1946	Actual, 1945
<b>NATIONAL DEFENSE—Continued</b>						
<b>Federal Security Agency:</b>						
Office of Education.....		\$384,900	\$15,541,700.00		\$756,000	\$47,687,917.51
Public Health Service.....		78,760,000	76,125,000.00	\$1,567,000	62,104,000	74,526,205.42
Office of the Administrator:						
National Youth Administration.....						111,647.52
Other.....		511,000	1,550,000.00	375,000	2,719,000	3,033,654.46
Total.....		79,655,900	93,216,700.00	1,942,000	65,579,000	125,359,424.91
Adjustment to daily Treasury statement basis.....						-2,591,224.08
Total, Federal Security Agency.....		79,655,900	93,216,700.00	1,942,000	65,579,000	122,768,200.83
<b>Federal Works Agency:</b>						
Office of the Administrator.....						5,313.36
Public Buildings Administration.....				2,741,000	1,770,000	842,837.26
Public Roads Administration.....	\$17,838,792	48,000,000	77,000,000.00	30,400,000	61,144,500	56,521,759.83
Bureau of Community Facilities.....		20,000,000	32,000,000.00	19,800,000	69,700,000	119,252,342.83
Total.....	17,838,792	68,000,000	109,000,000.00	52,941,000	132,614,500	176,622,253.28
Adjustment to daily Treasury statement basis.....						+8,547,085.84
Total, Federal Works Agency.....	17,838,792	68,000,000	109,000,000.00	52,941,000	132,614,500	185,169,339.12
<b>National Housing Agency:</b>						
Adjustment to daily Treasury statement basis.....			99,373,000.00	16,185,000	59,720,000	104,933,477.43
Total, National Housing Agency.....			99,373,000.00	16,185,000	59,720,000	69,873,179.11
<b>Department of Agriculture:</b>						
Bureau of Agricultural Economics.....						1,258.82
Office of Foreign Agricultural Relations.....						8,820.06
Agricultural Research Administration: Bureau of Entomology and Plant Quarantine.....						991.87
Forest Service.....						2,782.38
Emergency rubber project.....				965,000	4,276,000	4,756,038.10
Production and Marketing Administration.....		39,986,472	50,700,000.00	8,133,000	29,551,500	43,917,024.49
Defense aid (lend-lease).....				200,000,000	850,000,000	1,173,048,833.70
United Nations Relief and Rehabilitation Administration.....				600,000,000	450,000,000	10,970,327.72
Farm Security Administration.....					300	22,524.33
Miscellaneous.....				836,000	4,870,200	684,212.23
Total.....		39,986,472	50,700,000.00	809,934,000	1,338,698,000	1,233,412,813.70
Adjustment to daily Treasury statement basis.....						-24,863,944.42
Total, Department of Agriculture.....		39,986,472	50,700,000.00	809,934,000	1,338,698,000	1,208,548,869.28
<b>Department of Commerce:</b>						
Office of the Secretary.....		75,000	125,000.00	18,000	564,000	1,161,550.70
Bureau of the Census.....						183,165.26
Office of Surplus Property.....						2,465,038.15
Office of Administrator of Civil Aeronautics.....				8,002,000	24,330,000	43,614,672.78
Bureau of Foreign and Domestic Commerce.....						30,657.74
National Bureau of Standards.....				4,994,000	5,484,500	1,184,651.45
Miscellaneous.....			1,416.11			
Total.....		75,000	125,416.11	13,014,000	30,378,500	48,639,736.08
Adjustment to daily Treasury statement basis.....						+38,242,095.55
Total, Department of Commerce.....		75,000	126,416.11	13,014,000	30,378,500	86,881,831.63
<b>Department of the Interior:</b>						
Office of the Secretary.....			525,000.00		206,000	595,251.53
Solid Fuels Administration for War ?.....	25,000	3,600,000	4,669,200.00	200,000	3,396,000	3,551,051.83
War Relocation Authority ?.....	125,000	25,000,000	39,094,373.78	1,900,000	25,000,000	37,241,184.04
Bureau of Indian Affairs.....			35,000.00	2,000	97,000	132,721.30
Bureau of Reclamation.....					373,000	125,282.19
Geological Survey.....		325,000	665,000.00	1,185,000	2,542,000	2,511,957.19
Bureau of Mines.....		5,450,000	10,970,000.00	1,120,000	6,820,000	11,959,459.40

\* Detailed estimates of appropriation for 1947 will be submitted to the Congress in the spring of 1946. The amounts shown for 1947 are tentative.

TABLE 4—Continued  
 APPROPRIATIONS AND EXPENDITURES OF GENERAL AND SPECIAL ACCOUNTS—Continued

Function and organization unit	APPROPRIATIONS			EXPENDITURES		
	Recommended, 1947	Actual, 1946	Actual, 1945	Estimated, 1947	Estimated, 1946	Actual, 1945
<b>NATIONAL DEFENSE—Continued</b>						
<b>Department of the Interior—Continued</b>						
National Park Service .....						\$1,904.25
Fish and Wildlife Service .....						4,591.68
Government in the Territories .....	\$1,000,000	\$1,250,000	\$1,250,000.00	\$1,000,000	\$32,297,000	12,900,372.44
Total .....	1,150,000	35,625,000	57,208,573.78	5,407,000	70,731,000	69,023,775.85
Adjustment to daily Treasury statement basis .....						+35,275,362.89
Total, Department of the Interior .....	1,150,000	35,625,000	57,208,573.78	5,407,000	70,731,000	104,299,138.74
<b>Department of Justice:</b>						
Legal activities and general administration .....		390,000	460,000.00		290,000	369,164.65
Federal Bureau of Investigation .....		27,829,000	40,750,000.00		35,000,000	35,262,684.71
Immigration and Naturalization Service .....						* 21.55
Miscellaneous .....			262.81			
Total .....		28,219,000	41,210,262.81		35,290,000	35,631,827.81
Adjustment to daily Treasury statement basis .....						+414,046.53
Total, Department of Justice .....		28,219,000	41,210,262.81		35,290,000	36,045,874.34
<b>Department of Labor:</b>						
Office of the Secretary .....		1,998,415	1,990,200.00		2,174,300	1,981,666.28
Bureau of Labor Statistics .....		2,356,876	2,672,400.00	60,000	3,300,000	2,241,280.80
Children's Bureau .....	17,593,000	44,237,500	45,043,000.00	17,595,000	36,112,000	45,039,653.54
Women's Bureau .....			55,000.00		4,000	48,961.47
Miscellaneous .....			2.85			
Total .....	17,593,000	48,582,791	49,760,602.85	17,655,000	41,650,300	49,311,562.09
Adjustment to daily Treasury statement basis .....						-2,289,505.34
Total, Department of Labor .....	17,593,000	48,582,791	49,760,602.85	17,655,000	41,650,300	47,022,056.75
<b>Department of State:</b>						
Office of the Secretary .....		45,500	50,000.00		1,045,000	18,283,057.26
Foreign Service .....	2,347,000	10,585,000	6,200,000.00	5,000,000	9,000,000	5,498,533.89
International obligations .....		60,000	25,000.00	15,000	60,070,000	13,151.91
Miscellaneous .....			633.43			
Total .....	2,347,000	10,690,500	6,275,633.43	5,015,000	70,115,000	23,794,743.06
Adjustment to daily Treasury statement basis .....						+23,532.14
Total, Department of State .....	2,347,000	10,690,500	6,275,633.43	5,015,000	70,115,000	23,818,275.20
<b>Treasury Department:</b>						
Office of the Secretary .....		175,000	51,376,505.27	77,000	172,950,000	283,787,274.01
Fiscal Service:						
Bureau of Accounts .....					10,000	144,608.26
Bureau of the Public Debt .....						* 101.60
Bureau of Internal Revenue .....						* 20.00
Procurement Division .....	14,999,000	17,680,000.00	17,680,000.00	473,500,000	1,070,130,000	1,429,205,225.88
Total .....	15,174,000	69,056,505.27	69,056,505.27	473,577,000	1,243,090,000	1,713,136,986.55
Adjustment to daily Treasury statement basis .....						+60,995,625.55
Total, Treasury Department .....	15,174,000	69,056,505.27	69,056,505.27	473,577,000	1,243,090,000	1,774,132,612.10
<b>Anticipated supplemental appropriations</b> .....						
		600,000,000			( <sup>1</sup> )	
Total, national defense .....	12,189,542,792	51,038,680,330	57,619,508,117.48	16,000,000,000	48,800,000,000	90,029,145,512.84
<b>INTEREST ON THE PUBLIC DEBT</b> .....	5,000,000,000	4,750,000,000	3,621,947,584.87	5,000,000,000	4,750,000,000	* 3,616,686,048.31
<b>REFUNDS:</b>						
<b>Treasury Department:</b>						
Office of the Secretary .....		100,000,000	908,681,425.91		115,000,000	893,681,425.91
Bureau of Customs .....	15,000,000	15,000,000	15,497,702.48	15,000,000	15,000,000	14,302,436.86
Bureau of Internal Revenue .....	1,570,007,000	2,584,009,600	949,078,895.61	1,570,007,000	2,585,618,000	908,403,100.40
Total .....	1,585,007,000	2,699,009,600	1,873,258,024.00	1,585,007,000	2,715,618,000	1,816,385,963.17
Adjustment to daily Treasury statement basis .....						-101,506,675.28
Total, refunds .....	1,585,007,000	2,699,009,600	1,873,258,024.00	1,585,007,000	2,715,618,000	1,714,880,287.89

\* Excess of credits, deduct.

<sup>1</sup> Included under the various agencies to which the funds are allocated.

Includes adjustment to daily Treasury statement basis of - \$5,261,536.56.

TABLE 4—Continued  
 APPROPRIATIONS AND EXPENDITURES OF GENERAL AND SPECIAL ACCOUNTS—Continued

Function and organization unit	APPROPRIATIONS			EXPENDITURES		
	Recommended, 1947	Actual, 1946	Actual, 1945	Estimated, 1947	Estimated, 1946	Actual, 1945
<b>VETERANS PENSIONS AND BENEFITS:</b>						
<b>Veterans Administration</b> .....	\$4,787,181,000	\$3,451,979,250	\$1,499,263,987.15	\$4,207,779,400	\$3,346,815,000	\$2,077,786,925.95
Adjustment to daily Treasury statement basis.....						-33,914,191.82
Total, veterans pensions and benefits.....	4,787,181,000	3,451,979,250	1,499,263,987.15	4,207,779,400	3,346,815,000	2,043,872,734.13
<b>INTERNATIONAL FINANCE:</b>						
<b>Treasury Department:</b>						
Office of the Secretary.....				254,000,000	2,012,500,000	
<b>AIDS TO AGRICULTURE:</b>						
<b>Independent offices:</b>						
General Accounting Office.....				351,000	407,000	325,163.59
<b>Department of Agriculture:</b>						
Extension Service.....						260.00
Land utilization and retirement of submarginal land.....	1,598,000	1,227,300	1,490,481.57	1,565,000	1,358,138	1,328,862.57
Water conservation and utilization projects.....	700,000	1,165,066		1,050,000	950,000	541,186.79
Production and Marketing Administration:						
Conservation and use of agricultural land resources.....	270,000,000	342,658,000	302,500,000.00	252,450,000	305,250,000	254,561,610.86
Parity payments.....					1,800	229,700.17
Administration of the Sugar Act of 1937.....	55,000,000	48,446,000	52,510,203.00	53,150,000	47,150,000	42,738,076.50
Federal Crop Insurance Act <sup>6</sup> .....	7,880,000	7,984,900		5,000,000	4,900,000	577,291.12
Exportation and domestic consumption of agricultural commodities.....	118,000,000	114,274,626	119,307,107.95	198,000,000	110,000,000	70,067,818.48
Other.....				35,008,400	36,977,900	38,518,953.97
Farm Security Administration.....	27,804,000	25,857,264	28,525,000.00	27,750,000	26,676,000	26,922,971.37
Farm Credit Administration.....	5,584,000	526,000	626,321.00	20,873,300	41,754,000	26,795,669.84
Total, Department of Agriculture.....	486,566,000	542,139,156	504,959,113.52	553,100,100	491,510,438	462,312,401.67
<b>Department of the Interior:</b>						
Fish and Wildlife Service.....				45,000	30,000	29,228.55
<b>Treasury Department:</b>						
Office of the Secretary:						
Federal land banks:						
Reductions in interest rate on mortgages.....					5,500	4,240,676.53
Subscription to paid in surplus, revolving fund.....					32,850,000	65,323,018.51
Subscription to capital stock, revolving fund.....				72,000,000	2,868,000	2,264,590.00
Federal Farm Mortgage Corporation: Reductions in interest rate on mortgages.....					4,000	1,372,001.09
Federal Crop Insurance Corporation: Subscription to capital stock.....			30,000,000.00	20,000,000	10,000,000	
Commodity Credit Corporation: Restoration of capital impairment.....			256,764,881.04			256,764,881.04
Total, Treasury Department.....			286,764,881.04	52,000,000	25,708,500	194,789,950.15
Total.....	486,566,000	542,139,156	791,723,994.56	501,496,100	466,238,938	657,456,743.66
Adjustment to daily Treasury statement basis.....						-55,105,095.21
Total, aids to agriculture.....	486,566,000	542,139,156	791,723,994.56	501,496,100	466,238,938	602,351,648.75
<b>SOCIAL SECURITY, RELIEF, AND RETIREMENT:</b>						
<b>Social security program:</b>						
Administrative expenses:						
Federal Security Agency, Social Security Board.....	29,686,800	24,819,599	25,445,900.00	31,059,200	26,320,000	24,948,630.87
Department of Commerce, Bureau of Census.....	155,000	145,000	165,000.00	155,000	95,000	108,218.54
Department of Labor, Children's Bureau.....	516,800	379,365	420,800.00	515,000	380,000	397,308.51
Total, administrative expenses.....	30,358,600	25,343,964	26,031,700.00	31,729,200	26,795,000	25,454,157.72
Grants to States:						
Federal Security Agency:						
Public Health Service.....	19,420,000	11,467,000	11,000,000.00	18,800,000	11,000,000	10,788,825.02
Social Security Board.....	532,045,000	488,042,000	439,796,000.00	532,000,000	488,000,000	435,818,988.90
Total, Federal Security Agency.....	551,465,000	499,509,000	450,796,000.00	550,800,000	499,000,000	446,607,813.92
Department of Labor: Children's Bureau.....	11,200,000	11,200,000	11,200,000.00	11,110,000	12,685,000	10,687,957.32
Total, grants to States.....	562,665,000	510,709,000	461,996,000.00	561,910,000	511,685,000	457,295,771.24
Total.....	593,023,600	536,052,964	488,027,700.00	593,639,200	538,480,000	482,749,928.96
Adjustment to daily Treasury statement basis.....						-6,384,817.47
Total, social security program.....	593,023,600	536,052,964	488,027,700.00	593,639,200	538,480,000	476,365,111.49

<sup>6</sup> Excess of credits, deduct.

<sup>6</sup> The estimates of appropriation for 1947 will be submitted to the Congress with the budget programs of the Government corporations in the spring of 1946. The amounts shown for 1947 are tentative.

TABLE 4—Continued

## APPROPRIATIONS AND EXPENDITURES OF GENERAL AND SPECIAL ACCOUNTS—Continued

Function and organization unit	APPROPRIATIONS			EXPENDITURES		
	Recommended, 1947	Actual, 1946	Actual, 1945	Estimated, 1947	Estimated, 1946	Actual, 1945
<b>SOCIAL SECURITY, RELIEF, AND RETIREMENT—Con.</b>						
<b>Work relief:</b>						
Independent offices: United States Employees' Compensation Commission.....						\$1,294,463.54
Federal Security Agency: Public Health Service.....						38,552.00
Federal Works Agency:						
Office of the Administrator:						
Public Works Administration.....				\$7,100,000	\$12,283,000	4,723,559.73
Work Projects Administration.....					36,000	* 1,321,064.55
Other.....					11,500	22,588.66
Total, Federal Works Agency.....				7,100,000	12,330,500	3,425,083.94
Department of the Interior: Government in the Territories.....						* 1,360.48
Treasury Department:						
Fiscal Service:						
Bureau of Accounts.....						88.27
Office of the Treasurer of the United States.....						* 17,724.13
Secret Service Division.....						* 2,825.72
Procurement Division.....						* 95,942.05
Total, Treasury Department.....						* 116,403.63
Total, work relief.....				7,100,000	12,330,500	4,640,335.27
<b>Retirement funds:</b>						
Government employees' retirement funds:						
Civil Service Commission:						
Civil service retirement and disability appropriated fund.....	\$220,100,000	\$245,000,000	\$194,500,000.00	220,100,000	245,000,000	194,500,000.00
Canal Zone retirement and disability appropriated fund.....	1,177,000	1,177,000	1,177,000.00	1,177,000	1,177,000	1,177,000.00
Alaska Railroad retirement and disability appropriated fund.....	217,000	217,000	175,000.00	217,000	217,000	175,000.00
Department of State: Foreign Service retirement and disability appropriated fund.....	922,800	922,800	910,500.00	922,800	922,800	910,500.00
Total, Government employees' retirement funds.....	222,416,800	247,316,800	196,762,500.00	222,416,800	247,316,800	196,762,500.00
Railroad retirement appropriated account.....	298,233,000	291,913,000	308,817,000.00	230,895,200	359,250,800	308,817,000.00
Total, retirement funds.....	520,649,800	539,229,800	505,579,500.00	453,312,000	606,567,600	505,579,500.00
Total, social security, relief, and retirement.....	1,113,673,400	1,075,282,764	993,607,200.00	1,054,051,200	1,157,378,100	986,584,946.76
<b>GENERAL PUBLIC WORKS PROGRAM:</b>						
<b>Highways and airports:</b>						
Federal Works Agency:						
Public Buildings Administration.....					1,000	
Public Roads Administration.....	283,000,000	59,000,000	43,000,000.00	255,000,000	127,551,000	33,037,838.94
Total, Federal Works Agency.....	283,000,000	59,000,000	43,000,000.00	255,000,000	127,552,000	33,037,838.94
Department of Agriculture: Forest roads and trails.....	36,214,222	9,918,778	4,161,496.00	32,500,000	8,500,000	6,214,430.33
Department of Commerce: Office of Administrator of Civil Aeronautics.....		4,154,000		6,406,000	7,150,000	289,898.33
Department of the Interior:						
Bureau of Indian Affairs.....	4,700,000	900,000	950,000.00	4,500,000	994,000	1,051,030.94
National Park Service.....	22,400,000			17,200,000	800,000	270,219.49
Total, Department of the Interior.....	27,100,000	900,000	950,000.00	21,700,000	1,794,000	1,321,250.43
War Department: Corps of Engineers.....	2,900,000			1,000,000	490,000	835,000.00
Total, highways and airports.....	349,214,222	73,972,778	48,111,496.00	316,606,000	145,486,000	41,698,418.03
<b>Rivers and harbors:</b>						
Department of the Interior: Geological Survey.....				120,000	120,000	140,415.53
War Department (civil functions): Corps of Engineers.....	120,686,500	76,528,600	54,529,000.00	110,000,000	79,500,000	55,648,958.94
Total, rivers and harbors.....	120,686,500	76,528,600	54,529,000.00	110,120,000	79,620,000	55,789,374.47

\* Excess of credits, deduct.

TABLE 4—Continued  
 APPROPRIATIONS AND EXPENDITURES OF GENERAL AND SPECIAL ACCOUNTS—Continued

Function and organization unit	APPROPRIATIONS			EXPENDITURES		
	Recommended, 1947	Actual, 1946	Actual, 1945	Estimated, 1947	Estimated, 1946	Actual, 1945
<b>GENERAL PUBLIC WORKS PROGRAM—Continued</b>						
<b>Flood control and reclamation (including power):</b>						
Independent offices: Tennessee Valley Authority <sup>1</sup> .....	\$36,372,000	\$9,648,000		\$27,000,000	\$24,000,000	\$25,806,808.14
Department of Agriculture: Miscellaneous.....				2,509,000	863,700	122,759.49
Department of the Interior:						
Bonneville Power Administration.....	19,701,000			19,000,000	15,740,000	8,783,262.27
Southwestern Power Administration.....	23,000,000			16,000,000		
Bureau of Indian Affairs.....	954,250	506,750	\$359,250.00	930,000	550,000	391,715.01
Bureau of Reclamation.....	162,447,000	115,979,100	23,204,200.00	175,548,500	124,274,100	46,853,066.30
Geological Survey.....				485,000	592,000	645,708.36
Total, Department of the Interior.....	206,102,250	116,545,850	23,560,450.00	211,963,500	141,156,100	56,673,751.94
Department of State: International obligations.....	9,800,000	950,000	150,000.00	6,613,000	860,000	474,095.94
War Department (civil functions): Corps of Engineers.....	174,769,000	173,342,000	49,530,100.00	160,505,000	141,509,000	79,350,661.10
Total.....	427,333,250	300,485,850	73,240,550.00	408,581,500	308,388,800	162,428,076.61
Adjustment to daily Treasury statement basis.....						-909,747.92
Total, flood control and reclamation (including power).....	427,333,250	300,485,850	73,240,550.00	408,581,500	308,388,800	161,518,328.69
<b>Veterans:</b>						
Veterans Administration.....	147,442,500	242,820,000	17,945,500.00	130,000,000	55,000,000	15,799,142.62
<b>Housing:</b>						
National Housing Agency.....		191,960,000		90,000,000	100,000,000	
<b>Other general public works:</b>						
Executive Office of the President: Executive Mansion and grounds.....		1,650,000		1,550,000	100,000	
Independent offices: National Advisory Committee for Aeronautics.....	3,098,000		14,385,000.00	7,000,000	13,500,000	13,638,876.63
Federal Security Agency:						
Columbia Institution for the Deaf.....	7,500			6,500		
Howard University.....	3,171,800	181,575		2,160,000	160,000	
Saint Elizabeths Hospital.....		2,581,665	445,000.00	900,000	1,111,000	2,692.91
Total, Federal Security Agency.....	3,179,300	2,763,240	445,000.00	3,066,500	1,271,000	2,692.91
Federal Works Agency:						
Public Buildings Administration.....		5,575,000		8,770,000	5,702,500	1,672,126.68
Bureau of Community Facilities.....	2,000,000	31,366,210		1,800,000	30,150,000	
Total, Federal Works Agency.....	2,000,000	36,941,210		10,570,000	35,852,500	1,672,126.68
Department of Commerce: National Bureau of Standards.....					48,700	33,107.47
Department of the Interior:						
Bureau of Indian Affairs.....	1,350,000			1,500,000	400,000	59,755.02
National Park Service.....	2,500,000			2,200,000	150,000	19,496.20
Total, Department of the Interior.....	3,850,000			3,700,000	550,000	79,251.22
Department of Justice: Federal Prison System.....	813,500			800,000	361,700	123,811.23
Department of State: Foreign Service.....	1,000,000	1,000,000	220,000.00	900,000	850,000	223,968.56
War Department (civil functions): Corps of Engineers.....	12,000	12,000	12,000.00	12,000	12,000	5,473.75
Total, other general public works.....	13,952,800	42,366,450	15,062,000.00	27,598,500	52,545,900	15,779,308.45
Total, general public works program.....	1,058,629,272	928,073,678	208,888,546.00	1,082,906,000	741,040,700	290,584,572.26
<b>GENERAL GOVERNMENT:</b>						
<b>Legislative branch:</b>						
Senate.....	4,837,186	5,333,216	4,917,103.66	4,836,700	5,285,200	4,671,811.65
House of Representatives.....	12,523,485	13,228,185	11,708,687.00	13,835,300	14,651,800	11,659,981.07
Miscellaneous.....	4,000	4,000	30,183.47	4,000	4,000	4,526.02
Architect of the Capitol.....	4,070,670	2,417,870	2,436,777.00	4,682,300	3,881,000	2,397,239.82
Botanic Garden.....	136,100	100,200	115,000.00	140,000	134,700	113,106.00
Library of Congress.....	5,592,848	4,849,613	4,525,007.61	5,205,300	4,333,300	4,368,715.42
Government Printing Office.....	26,300,000	25,943,000	25,829,080.74	7,900,000	7,583,000	7,679,177.03
Total.....	53,464,289	51,876,084	49,561,839.48	36,603,600	35,573,000	30,894,557.01
Adjustment to daily Treasury statement basis.....						-2,001,283.80
Total, legislative branch.....	53,464,289	51,876,084	49,561,839.48	36,603,600	35,573,000	28,893,273.21

<sup>1</sup> The Government Corporation Control Act, Public Law 248, approved Dec. 6, 1945, requires each wholly owned Government corporation to submit annually to the President for transmittal to the Congress a budget program or plan of operations. Because of the lateness of the passage of the act, the 1947 budget programs of the corporations will be submitted to the Congress in the spring as a supplement to the regular Budget. The amounts shown for 1947 are tentative.

TABLE 4—Continued  
 APPROPRIATIONS AND EXPENDITURES OF GENERAL AND SPECIAL ACCOUNTS—Continued

Function and organization unit	APPROPRIATIONS			EXPENDITURES		
	Recommended, 1947	Actual, 1946	Actual, 1945	Estimated, 1947	Estimated, 1946	Actual, 1945
<b>GENERAL GOVERNMENT—Continued</b>						
<b>The Judiciary:</b>						
United States Supreme Court.....	\$759,400	\$645,800	\$712,959.00	\$770,900	\$772,500	\$636,167.96
Other Federal courts.....	15,499,230	13,489,600	12,598,258.00	15,459,500	13,438,100	11,977,208.44
Administrative Office of the United States Courts.....	325,700	275,000	308,300.57	326,000	275,000	278,626.77
Total.....	16,584,330	14,410,400	13,619,517.57	16,556,400	14,485,600	12,892,003.17
Adjustment to daily Treasury statement basis.....						+114,333.53
Total, The Judiciary.....	16,584,330	14,410,400	13,619,517.57	16,556,400	14,485,600	13,006,336.70
<b>Executive Office of the President:</b>						
Executive Office proper.....	1,142,660	609,528	578,631.00	1,148,100	619,400	517,061.40
Bureau of the Budget.....	4,052,500	2,284,057	2,077,000.00	3,975,000	2,567,600	1,934,937.52
National Resources Planning Board.....			15.63			50.62
Miscellaneous.....						
Total.....	5,195,160	2,893,585	2,655,646.63	5,123,100	3,187,000	2,452,049.54
Adjustment to daily Treasury statement basis.....						-2,420.48
Total, Executive Office of the President.....	5,195,160	2,893,585	2,655,646.63	5,123,100	3,187,000	2,449,629.06
<b>Civil departments and agencies:</b>						
<b>Independent offices:</b>						
American Battle Monuments Commission.....	273,800	42,000	41,785.00	270,000	40,000	36,895.75
Bituminous Coal Consumers Counsel.....						107.95
Board of Investigation and Research—Transportation.....					2,000	20,416.74
Civil Service Commission.....	13,779,000	11,896,882	11,971,019.49	13,814,000	11,212,100	11,086,539.92
Federal Communications Commission.....	6,086,000	2,967,900	2,121,262.00	5,730,000	2,618,500	2,062,406.25
Federal Deposit Insurance Corporation.....						• 40.28
Federal Power Commission.....	3,733,000	2,559,250	2,197,809.19	3,589,900	2,205,200	2,101,492.20
Federal Trade Commission.....	2,619,400	1,941,833	2,054,071.30	2,544,000	1,863,500	1,909,907.94
Filipino Rehabilitation Commission.....		50,000		35,000	2,500	
Foreign-service pay adjustment.....		950,000	790,000.00	(*)	(*)	(*)
General Accounting Office.....	40,925,000	37,150,780	38,480,259.74	40,200,000	41,305,000	32,086,904.28
Interstate Commerce Commission.....	9,790,000	7,888,338	8,857,579.67	9,723,000	7,916,000	7,952,908.22
Interstate Commission on the Potomac River Basin.....	10,000			7,500		
National Advisory Committee for Aeronautics.....	23,710,000	26,014,393	26,557,535.25	24,096,000	29,215,000	19,552,638.58
National Archives.....	1,226,000	920,934	1,071,348.09	1,224,500	921,200	1,056,932.61
National Capital Housing Authority.....	17,500	17,400	18,775.00	16,400	16,700	24,252.56
National Capital Park and Planning Commission.....	867,750	393,994	740,000.00	1,500,000	658,000	243,403.25
National Labor Relations Board.....	4,746,900	2,936,430	2,839,374.44	4,633,000	2,537,000	2,701,116.78
National Mediation Board.....	744,800	640,300	657,117.00	743,100	640,300	590,376.67
Railroad Retirement Board.....	12,765,800	14,222,000	15,762,806.11	11,547,330	15,516,560	14,752,559.27
Securities and Exchange Commission.....	5,241,000	4,309,200	4,696,742.22	5,000,000	4,559,600	4,240,836.17
Smithsonian Institution.....	2,540,800	1,944,268	2,126,690.00	2,674,000	2,272,500	2,085,734.53
Tariff Commission.....	1,165,000	833,410	961,887.40	1,170,600	871,100	972,175.38
The Tax Court of the United States.....	583,800	525,675	587,000.00	593,000	534,000	525,121.95
Thomas Jefferson Bicentennial Commission.....						714.30
Thomas Jefferson Memorial Commission.....				5,000	10,000	2,529.93
United States Employees' Compensation Commission.....	13,315,000	22,762,000	15,076,025.00	13,189,000	19,813,000	13,771,480.69
Unclassified items.....						• 7,300.31
Total.....	144,140,550	140,966,987	137,609,086.90	142,305,330	144,729,760	117,770,111.33
Adjustment to daily Treasury statement basis.....						+24,454,393.54
Total, independent offices.....	144,140,550	140,966,987	137,609,086.90	142,305,330	144,729,760	142,224,504.87
<b>Federal Security Agency:</b>						
American Printing House for the Blind.....	115,000	115,000	115,000.00	115,000	115,000	115,000.00
Columbia Institution for the Deaf.....	221,800	213,605	204,100.00	221,000	167,000	183,947.45
Food and Drug Administration.....	4,096,500	2,932,400	2,947,580.00	4,269,000	3,129,000	2,964,973.96
Freedmen's Hospital.....	921,000	796,750	794,000.00	875,000	986,000	719,275.08
Howard University.....	1,227,700	1,099,000	908,000.00	1,227,000	1,280,000	863,678.74
Office of Education.....	27,885,200	27,200,118	27,203,118.00	27,820,000	29,018,000	24,218,954.65
Public Health Service.....	84,470,900	46,779,500	40,655,603.00	81,593,000	51,715,000	40,590,644.79
Saint Elizabeths Hospital.....	2,592,000	2,861,000	2,460,500.00	2,500,000	2,800,983	2,430,254.78
Office of Vocational Rehabilitation.....	12,392,100	8,686,888	8,400,000.00	11,719,000	8,495,000	7,542,881.78
Office of the Administrator.....	5,776,400	4,632,884	4,412,787.00	1,794,670	1,613,700	1,376,024.55
Miscellaneous.....			28,254.16			15,390.33
Total.....	139,698,600	95,317,145	88,128,942.16	132,133,670	99,319,683	81,021,026.11
Adjustment to daily Treasury statement basis.....						+2,410,078.72
Total, Federal Security Agency.....	139,698,600	95,317,145	88,128,942.16	132,133,670	99,319,683	83,431,104.83

\* Excess of credits, deduct.

† Expenditures are shown under the various agencies to which the funds are transferred.

TABLE 4—Continued  
 APPROPRIATIONS AND EXPENDITURES OF GENERAL AND SPECIAL ACCOUNTS—Continued

Function and organization unit	APPROPRIATIONS			EXPENDITURES		
	Recommended, 1947	Actual, 1946	Actual, 1945	Estimated, 1947	Estimated, 1946	Actual, 1945
<b>GENERAL GOVERNMENT—Continued</b>						
<b>Civil departments and agencies—Continued</b>						
Federal Works Agency:						
Office of the Administrator.....	\$389,000	\$297,418	\$362,277.00	\$384,500	\$352,500	\$339,104.71
Public Buildings Administration.....	55,956,000	41,380,710	45,420,800.00	59,370,000	52,622,900	51,878,739.59
Public Roads Administration.....	5,000,000	1,000,000	2,699,477.04	6,000,000	16,641,900	13,139,136.39
Miscellaneous.....			140,261.68			154,780.70
Total.....	61,345,000	45,678,128	48,622,815.72	65,754,500	69,617,300	65,511,761.39
Adjustment to daily Treasury statement basis.....						-3,252,859.92
Total, Federal Works Agency.....	61,345,000	45,678,128	48,622,815.72	65,754,500	69,617,300	62,258,901.47
National Housing Agency <sup>1</sup> .....	12,600,000	7,600,000	19,430,614.94	16,135,000	10,090,000	13,316,232.68
Adjustment to daily Treasury statement basis.....						-1,403,913.53
Total, National Housing Agency.....	12,600,000	7,600,000	19,430,614.94	16,135,000	10,090,000	11,912,319.15
Department of Agriculture:						
Office of the Secretary.....	5,024,500	4,688,740	4,861,650.00	5,145,000	5,453,000	3,114,138.53
Office of the Solicitor.....	2,264,000	1,860,000	1,930,632.00	2,300,000	2,050,000	1,949,128.47
Office of Information.....	1,723,500	1,453,000	1,614,002.00	1,915,000	2,165,500	2,086,704.53
Library.....	552,000	467,900	550,171.00	535,000	470,000	521,250.67
Bureau of Agricultural Economics.....	4,553,000	3,630,000	4,110,236.00	4,550,000	3,850,000	4,175,352.69
Office of Foreign Agricultural Relations.....	650,000	500,000	481,505.00	625,000	510,000	445,882.02
Extension Service.....	28,180,560	24,101,560	19,689,503.00	27,933,660	23,908,660	19,434,671.23
Agricultural Research Administration:						
Office of Administrator.....	460,500	285,200	136,656.00	450,000	275,000	116,535.13
Special research fund.....	1,193,000	1,088,000	1,226,364.00	1,160,000	1,075,000	1,151,815.20
Office of Experiment Stations.....	7,805,700	7,459,183	7,284,451.00	7,852,000	7,450,000	7,233,652.51
Bureau of Animal Industry.....	19,224,000	15,639,900	18,041,972.00	9,987,400	9,438,000	8,460,417.62
Bureau of Dairy Industry.....	1,011,000	742,300	812,958.00	960,000	755,000	777,351.04
Bureau of Plant Industry, Soils, and Agricultural Engineering.....	7,047,700	5,193,900	5,699,632.00	6,800,000	4,813,200	5,320,594.87
Bureau of Entomology and Plant Quarantine.....	6,701,000	5,627,700	5,842,205.00	6,300,000	5,500,000	5,526,103.90
Control of emergency outbreaks of insect pests and plant diseases.....	2,800,000	2,700,000	3,780,050.00	1,400,000	2,600,000	2,866,703.50
Bureau of Agricultural and Industrial Chemistry.....	5,166,000	4,475,000	4,752,361.00	5,144,000	4,855,000	4,292,987.10
Bureau of Human Nutrition and Home Economics.....	917,000	850,000	806,630.00	900,000	870,000	643,052.05
Beltsville Research Center.....			130,760.00		11,000	120,989.08
Miscellaneous.....				65,000	340,000	<sup>a</sup> 111,341.70
Total, Agricultural Research Administration.....	32,415,900	44,061,183	48,513,439.00	41,018,400	37,982,200	36,398,860.30
White pine blister rust control.....	7,000,000	2,923,867	2,264,026.00	5,800,000	2,550,000	2,095,380.04
Forest Service.....	43,751,500	34,006,500	36,081,349.50	41,238,800	34,469,000	35,831,802.55
Soil Conservation Service.....	38,078,000	29,754,300	29,637,248.00	37,506,777	30,298,425	27,594,418.62
Production and Marketing Administration.....	9,487,100	6,552,400	7,233,576.00	18,000,000	16,275,950	15,003,872.75
Rural Electrification Administration.....	5,000,000	3,850,000	3,246,000.00	8,540,000	14,000,000	11,175,111.46
Miscellaneous.....			103,110.10	1,082,000	1,254,000	545,068.30
Total.....	198,680,060	157,849,450	160,316,447.60	196,189,637	175,236,735	160,371,642.16
Adjustment to daily Treasury statement basis.....						-117,649.53
Total, Department of Agriculture.....	198,680,060	157,849,450	160,316,447.60	196,189,637	175,236,735	160,253,992.63
Department of Commerce:						
Office of the Secretary.....	7,685,000	2,318,725	1,590,750.00	6,534,300	2,617,000	2,227,942.61
Bureau of the Census.....	33,345,000	7,813,000	19,534,000.00	29,025,000	11,797,000	12,013,372.93
Office of Administrator of Civil Aeronautics.....	69,508,000	46,936,000	36,040,478.00	75,420,000	57,450,000	59,720,571.03
Civil Aeronautics Board.....	2,432,000	1,700,000	1,525,223.00	2,342,000	1,770,000	1,386,307.58
Coast and Geodetic Survey.....	9,255,000	6,450,000	5,933,000.00	8,314,000	6,818,000	6,537,440.11
Bureau of Foreign and Domestic Commerce.....	13,670,000	2,500,000	1,905,000.00	13,056,000	5,363,000	1,788,949.22
Patent Office.....	6,027,000	5,300,000	5,183,700.00	6,020,000	5,148,000	4,920,026.07
National Bureau of Standards.....	5,414,000	3,113,000	3,124,000.00	6,357,000	4,609,900	4,404,572.83
Weather Bureau.....	17,845,000	12,540,000	13,120,000.00	17,638,000	15,290,000	12,633,709.74
Miscellaneous.....			65,060.95			9,262.61
Total.....	165,181,000	88,670,725	88,021,211.95	164,706,300	110,862,900	105,642,154.73
Adjustment to daily Treasury statement basis.....						-23,186,208.58
Total, Department of Commerce.....	165,181,000	88,670,725	88,021,211.95	164,706,300	110,862,900	82,455,946.15

<sup>a</sup> Excess of credits, deduct.

<sup>1</sup> The Government Corporation Control Act, Public Law 248, approved Dec. 6, 1945, requires each wholly owned Government corporation to submit annually to the President for transmittal to the Congress a budget program or plan of operations. Because of the lateness of the passage of the act, the 1947 budget programs of the corporations will be submitted to the Congress in the spring as a supplement to the regular Budget. The amounts shown for 1947 are tentative.

TABLE 4—Continued  
 APPROPRIATIONS AND EXPENDITURES OF GENERAL AND SPECIAL ACCOUNTS—Continued

Function and organization unit	APPROPRIATIONS			EXPENDITURES		
	Recommended, 1947	Actual, 1946	Actual, 1945	Estimated, 1947	Estimated, 1946	Actual, 1945
<b>GENERAL GOVERNMENT—Continued</b>						
<b>Civil departments and agencies—Continued</b>						
Department of the Interior:						
Office of the Secretary.....	\$4,373,200	\$3,344,018	\$3,655,200.82	\$5,331,200	\$4,131,500	\$3,866,007.72
Commission of Fine Arts.....	11,900	6,880	7,810.00	11,000	6,000	7,701.44
United States High Commissioner to Philippine Islands.....		278,900	170,160.00		387,000	28,115.58
Office of Fishery Coordination.....		212,500	290,000.00		180,000	253,932.74
Southwestern Power Administration.....	323,000	110,000	240,000.00	323,000	480,000	274,220.40
Grazing Service.....	2,309,500	1,667,920	1,671,565.61	2,345,500	1,879,000	1,580,365.00
General Land Office.....	9,211,700	8,164,554	7,706,101.56	9,173,000	7,442,900	7,268,468.42
Bureau of Indian Affairs.....	34,389,265	25,872,155	27,759,341.12	32,884,300	26,471,350	28,044,289.70
Bureau of Reclamation.....	1,107,055	837,050	951,000.00	4,597,000	3,425,700	3,397,727.29
Geological Survey.....	13,131,300	7,310,660	6,099,999.56	11,919,100	6,914,100	5,590,104.03
Bureau of Mines.....	20,326,400	12,074,710	10,311,239.72	20,520,000	16,517,000	6,924,558.60
National Park Service.....	7,743,215	4,763,015	4,740,810.00	7,638,000	5,253,600	4,428,310.71
Fish and Wildlife Service.....	12,593,275	7,723,273	7,647,823.64	11,895,300	7,256,500	7,625,033.80
Government in the Territories.....	9,879,500	8,611,150	12,541,721.32	11,499,000	13,419,700	10,623,716.67
Miscellaneous.....			5,062,514.45			74,282.18
Total.....	115,399,310	81,006,785	88,855,287.80	118,136,400	93,764,350	79,986,834.28
Adjustment to daily Treasury statement basis.....						-548,659.32
Total, Department of the Interior.....	115,399,310	81,006,785	88,855,287.80	118,136,400	93,764,350	79,438,174.96
Department of Justice:						
Legal activities and general administration.....	21,253,650	19,747,610	22,921,250.00	21,308,000	19,763,000	20,909,193.16
Federal Bureau of Investigation.....	28,700,000	8,000,000	9,100,000.00	26,100,000	8,000,000	9,517,515.82
Immigration and Naturalization Service.....	25,035,000	22,472,400	28,300,000.00	25,060,000	22,500,000	27,141,767.48
Federal Prison System.....	20,968,900	16,550,000	16,310,000.00	20,550,000	16,490,000	14,973,397.33
Miscellaneous.....			24,697.23			2,415.69
Total.....	95,957,550	66,770,010	76,655,947.23	92,958,000	66,753,000	72,544,289.48
Adjustment to daily Treasury statement basis.....						-4,449,943.90
Total, Department of Justice.....	95,957,550	66,770,010	76,655,947.23	92,958,000	66,753,000	68,094,345.58
Department of Labor:						
Office of the Secretary.....	88,984,600	3,797,598	3,561,913.00	88,894,000	40,013,000	3,522,984.83
Bureau of Labor Statistics.....	4,335,000	1,277,320	1,312,300.00	4,320,000	1,423,500	1,349,848.28
Children's Bureau.....	746,100	558,645	631,600.00	741,000	555,000	588,639.92
Women's Bureau.....	234,000	172,580	189,600.00	225,000	173,000	192,212.07
Wage and Hour Division.....	5,052,000	3,804,670	4,512,000.00	4,905,000	4,960,000	4,102,660.46
Miscellaneous.....			206.46			1,533.65
Total.....	99,351,700	9,610,813	10,207,619.46	99,085,000	47,124,800	9,757,879.21
Adjustment to daily Treasury statement basis.....						+222,488.30
Total, Department of Labor.....	99,351,700	9,610,813	10,207,619.46	99,085,000	47,124,800	9,980,367.51
Department of State:						
Office of the Secretary.....	13,823,400	11,466,700	11,524,250.00	13,750,000	12,652,000	11,358,303.57
Foreign Service.....	48,907,500	48,931,000	29,178,000.00	49,000,000	46,100,000	35,678,960.02
International obligations.....	69,814,400	16,178,314	7,071,088.00	64,762,500	43,476,500	4,126,254.28
Miscellaneous.....			10,843.94			* 34,240.80
Total.....	132,545,300	76,576,014	47,784,181.94	127,512,500	102,228,500	51,129,277.07
Adjustment to daily Treasury statement basis.....						+461,760.45
Total, Department of State.....	132,545,300	76,576,014	47,784,181.94	127,512,500	102,228,500	51,591,037.52
Treasury Department:						
Office of the Secretary.....	7,200,043	8,076,543	8,546,414.77	7,437,043	8,144,669	6,250,770.09
Foreign Funds Control.....	1,300,000	2,000,000	4,000,000.00	1,414,000	2,071,000	2,737,991.52
Division of Tax Research.....	176,000	153,500	169,295.00	176,000	155,000	164,670.31
Office of Tax Legislative Counsel.....	90,500	80,000	103,300.00	90,500	82,000	84,200.25
Division of Research and Statistics.....	178,100	155,000	181,500.00	178,000	158,000	175,589.63
Office of General Counsel.....	179,100	160,000	150,000.00	179,000	160,000	131,228.52
Division of Personnel.....	206,900	164,000	191,495.00	206,000	165,000	185,795.17
Office of Chief Clerk.....	623,000	574,000	619,000.00	628,000	628,000	593,984.18
Custody of Treasury buildings.....	555,000	452,000	580,000.00	555,000	455,000	546,138.43
Division of Printing.....						* 164.69

\* Excess of credits, deduct.



TABLE 4—Continued  
 APPROPRIATIONS AND EXPENDITURES OF GENERAL AND SPECIAL ACCOUNTS—Continued

Function and organization unit	APPROPRIATIONS			EXPENDITURES		
	Recommended, 1947	Actual, 1946	Actual, 1945	Estimated, 1947	Estimated, 1946	Actual, 1945
<b>GENERAL GOVERNMENT—Continued</b>						
<b>Civil departments and agencies—Continued</b>						
<b>Treasury Department—Continued</b>						
Fiscal Service:						
Bureau of Accounts.....	\$11,297,500	\$9,762,760	\$8,314,500.00	\$12,045,000	\$11,120,000	\$8,027,530.03
Bureau of Public Debt.....	70,475,000	85,050,000	116,394,000.00	67,800,000	81,891,000	73,303,821.16
Office of Treasurer of the United States.....	5,308,490	4,956,800	4,676,630.00	5,172,400	5,327,300	4,260,527.20
Bureau of Customs.....	30,037,000	24,198,000	26,435,000.00	29,757,000	25,806,000	25,164,700.74
Office of Comptroller of the Currency.....	281,000	245,000	293,600.00	277,000	247,500	282,380.72
Bureau of Internal Revenue.....	186,700,000	136,300,000	146,900,000.00	176,700,000	145,172,000	138,393,964.62
Bureau of Narcotics.....	1,335,000	1,171,400	1,342,467.00	1,332,800	1,169,800	1,290,270.19
Bureau of Engraving and Printing.....	12,171,500	10,405,500	10,005,500.00	11,505,500	10,605,500	8,126,551.89
Secret Service Division.....	3,238,500	2,434,000	2,706,190.00	3,366,000	2,591,000	2,584,684.07
Bureau of the Mint.....	7,059,000	5,565,800	6,512,800.00	6,273,000	5,663,000	6,224,605.58
Procurement Division.....	1,477,000	1,450,000	1,340,000.00	1,484,000	1,455,000	2,450,023.46
Miscellaneous.....			7,099,849.73			3,861,136.14
Total.....	339,888,543	293,354,303	346,560,941.50	326,576,243	303,066,769	284,840,408.21
Adjustment to daily Treasury statement basis.....						+24,020,358.48
Total, Treasury Department.....	339,888,543	293,354,303	346,560,941.50	326,576,243	303,066,769	308,860,766.69
War Department (civil functions):						
Corps of Engineers.....	235,000	220,000	238,323.33	251,000	444,000	286,984.32
Panama Canal.....	17,558,500	7,693,808	9,736,199.89	18,706,509	21,305,000	10,581,485.17
Total.....	17,793,500	7,913,808	9,974,523.22	18,957,509	21,749,000	10,868,469.49
Adjustment to daily Treasury statement basis.....						-1,717,134.01
Total, War Department (civil functions).....	17,793,500	7,913,808	9,974,523.22	18,957,509	21,749,000	9,151,335.48
Total, civil departments and agencies.....	1,522,581,113	1,071,314,168	1,122,167,620.42	1,500,450,089	1,244,542,797	1,069,652,796.84
Post Office Department (general fund):						
District of Columbia (Federal contribution).....	6,000,000	6,000,000	6,000,000.00	6,000,000	6,000,000	6,000,000.00
Total, general government.....	1,603,824,892	1,146,494,237	1,194,004,624.10	1,564,742,343	1,304,088,397	1,120,488,934.60
<b>ANTICIPATED SUPPLEMENTAL APPROPRIATIONS.....</b>	875,000,000	1,350,000,000		875,000,000	1,350,000,000	
<b>STATUTORY PUBLIC DEBT RETIREMENT.....</b>	592,715,154	592,870,951	587,857,961.86			2,000.00
Total, appropriations and expenditures, general and special accounts.....	\$ 29,292,139,510	\$ 67,574,529,966	68,390,060,040.02	\$ 32,124,982,043	\$ 66,643,679,135	100,404,596,685.54

\* If the legislation proposed in the Budget Message is enacted the appropriations would be increased to \$31,092,139,510 for 1947 and \$67,524,529,966 for 1946 and the expenditures to \$35,124,982,043 for 1947 and \$67,393,679,135 for 1946.

TABLE 5  
 APPROPRIATIONS AND EXPENDITURES OF GENERAL AND SPECIAL ACCOUNTS <sup>1</sup>

By organization unit and appropriation title

[For the fiscal years 1947, 1946, and 1945]

By organization unit and appropriation title	APPROPRIATIONS			EXPENDITURES		
	Recommended, 1947	Actual, 1946	Actual, 1945	Estimated, 1947	Estimated, 1946	Actual, 1945
<b>SUMMARY</b>						
Legislative branch.....	\$53,464,289	\$51,876,084	\$49,561,839.48	\$36,603,600	\$35,873,000	\$30,894,557.01
The Judiciary.....	16,584,330	14,410,400	13,019,517.57	16,556,400	14,485,600	12,892,003.17
Executive Office of the President and independent offices:						
Executive Office of the President.....	171,295,160	913,616,118	1,223,700,800.96	1,666,187,100	1,780,671,200	2,672,973,925.17
Emergency funds appropriated to the President.....		3,950,000,000	4,022,470,725.53	( <sup>2</sup> )	( <sup>2</sup> )	( <sup>2</sup> )
Civil Service Commission.....	235,273,000	264,322,882	219,019,068.24	235,798,000	261,986,100	217,830,943.71
Railroad Retirement Board.....	310,998,800	306,135,000	324,579,806.11	242,442,530	374,767,360	323,571,027.12
United States Maritime Commission.....			6,766,000,000.00	300,000,000	1,055,000,000	3,526,903,216.72
Veterans Administration.....	4,934,623,500	3,694,799,250	1,517,209,487.15	4,337,779,400	3,401,815,000	2,093,586,155.80
Other independent offices.....	537,265,750	394,228,065	194,300,463.34	398,211,000	332,277,600	200,625,412.07
Total, Executive Office of the President and independent offices.....	6,189,456,210	9,523,101,255	14,267,280,351.33	6,580,328,030	7,206,517,260	9,035,490,680.59
Federal Loan Agency.....						• 468,865.01
Federal Security Agency.....	724,029,700	702,064,884	658,032,542.16	719,001,370	691,489,683	677,978,140.72
Federal Works Agency.....	364,183,792	209,619,338	200,622,815.72	388,865,500	376,966,800	280,269,064.13
National Housing Agency.....	12,600,000	199,500,000	118,803,614.94	122,320,000	169,810,000	118,249,710.11
Department of Agriculture.....	721,460,282	749,893,856	720,137,057.12	1,594,223,737	2,014,808,873	1,862,434,047.35
Department of Commerce.....	165,336,000	93,044,725	88,312,628.06	184,281,300	148,535,100	154,713,115.15
Department of the Interior.....	353,601,560	234,077,635	170,574,311.58	361,071,900	308,145,450	207,253,147.32
Department of Justice.....	96,771,050	94,989,010	117,866,210.04	93,758,000	102,404,700	108,299,928.82
Department of Labor.....	128,661,500	69,772,969	71,589,022.31	128,365,000	101,840,100	70,154,706.93
Navy Department.....	4,500,000,000	23,477,816,064	29,514,079,601.49	5,000,000,000	14,700,000,000	30,127,635,917.52
Post Office Department (general fund).....				9,154		486,898.79
Department of State.....	146,705,100	90,139,314	55,340,315.37	140,963,300	174,976,300	76,532,584.63
Treasury Department:						
Administration and operation.....	1,924,895,543	3,007,537,903	2,575,640,351.81	2,587,160,243	6,248,566,269	4,009,037,904.45
Interest.....	5,000,000,000	4,750,000,000	3,621,947,584.87	5,000,000,000	4,750,000,000	3,621,947,584.87
Statutory public debt retirement.....	692,715,154	592,870,951	687,857,961.86			
Total, Treasury Department.....	7,517,610,697	8,350,408,854	6,785,445,898.54	7,587,160,243	10,998,566,269	7,630,985,489.32
War Department:						
Military functions.....	7,100,000,000	21,496,902,070	15,437,012,094.97	7,994,912,000	27,995,019,118	49,688,659,386.32
Civil functions.....	301,998,500	252,409,140	106,046,019.45	274,956,000	224,356,882	138,068,620.92
Panama Canal.....	18,676,500	8,504,408	9,736,199.89	20,606,509	23,884,000	12,087,582.03
Total, War Department.....	7,420,675,000	21,757,815,578	15,552,794,314.31	8,290,474,509	28,243,260,000	49,838,815,589.27
District of Columbia (Federal contribution).....	6,000,000	6,000,000	6,000,000.00	6,000,000	6,000,000	6,000,000.00
Anticipated supplemental appropriations:						
National defense.....		600,000,000			( <sup>2</sup> )	
Other activities.....	875,000,000	1,350,000,000		875,000,000	1,350,000,000	
Total, anticipated supplemental appropriations.....	875,000,000	1,950,000,000		875,000,000	1,350,000,000	
Total.....	29,292,139,510	67,574,529,966	68,390,060,040.02	32,124,982,043	66,643,679,135	100,238,616,715.52
Adjustment to the daily Treasury statement basis.....						+165,979,970.02
Grand total appropriations and expenditures.....	• 29,292,139,510	• 67,574,529,966	68,390,060,040.02	• 32,124,982,043	• 66,643,679,135	100,404,596,685.54

• Excess of credits, deduct.

<sup>1</sup> This table is explained in appendix 1.

<sup>2</sup> Expenditures are shown under the various agencies to which the funds are allocated.

<sup>3</sup> If the legislation proposed in the Budget Message is enacted the appropriations would be increased to \$31,092,139,510 for 1947 and \$67,824,529,966 for 1946 and the expenditures to \$35,124,982,043 for 1947 and \$67,393,679,135 for 1946.

TABLE 5—Continued  
 APPROPRIATIONS AND EXPENDITURES OF GENERAL AND SPECIAL ACCOUNTS—Continued

By organization unit and appropriation title

[For the fiscal years 1947, 1946, and 1945]

Organization unit and appropriation title	APPROPRIATIONS			EXPENDITURES		
	Recommended, 1947	Actual, 1946	Actual, 1945	Estimated, 1947	Estimated, 1946	Actual, 1945
<b>LEGISLATIVE BRANCH</b>						
<b>Senate:</b>						
Salaries and mileage of Senators:						
Salaries of Senators.....	\$960,000	\$960,000	\$960,000 00	\$960,000	\$960,000	\$957,333.32
Mileage of President of Senate and of Senators.....	51,000	51,000	51,000.00	51,000	51,000	47,811.40
Salaries, officers and employees.....	2,944,065	2,961,595	2,760,340.00	2,943,000	2,961,500	2,606,930.95
Contingent expenses:						
Automobile and maintenance, for the Vice President.....	4,000	4,000	4,000.00	4,000	4,000	3,243.59
Reporting debates and proceedings.....	65,450	65,450	70,235.00	65,500	65,500	75,962.92
Cleaning furniture.....	2,000	2,000	2,300.00	2,000	2,000	1,933.49
Furniture and repairs.....	8,000	8,000	8,000.00	8,000	8,000	1,471.31
Expenses of inquiries and investigations.....	150,000	550,000	400,000.00	150,000	550,000	377,331.72
Salaries and expenses, Joint Committee on Internal Revenue						
Taxation.....	35,500	35,500	38,500.00	35,500	35,500	36,850.30
Folding documents.....	18,000	18,000	18,000.00	18,000	18,000	12,391.66
Materials for folding.....	1,500	1,500	1,500.00	1,500	1,500	1,218.65
Fuel for heating apparatus.....	2,000	2,000	2,000.00	2,000	2,000	860.20
Kitchens and restaurants.....	35,000	35,000	41,000.00	35,000	35,000	35,000.00
Mail transportation.....	8,760	8,760	8,760.00	8,000	8,000	3,513.32
Miscellaneous items.....	401,762	401,762	387,962.00	401,700	401,700	366,618.52
Packing boxes.....	970	970	970.00	900	900	.....
Postage.....	500	500	1,000.00	500	500	840.00
Air-mail and special-delivery stamps.....	10,249	10,249	9,376.66	10,300	10,300	9,376.66
Stationery.....	46,300	94,800	26,900.00	46,300	46,300	21,768.22
Storage of documents.....	2,000	2,000	2,000.00	2,000	2,000	2,000.00
Payments to widows of Senators.....		30,000	30,000.00		30,000	30,000.00
Capitol Police: Uniforms and equipment (Senate share).....	4,700	4,700	4,700.00	4,700	4,700	2,240.55
Salaries and expenses of detailed police, Capitol Police Board (Senate share).....	27,500	27,500	30,000.00	27,500	27,500	28,191.52
Salaries and expenses:						
Joint Committee on Federal Expenditures (Senate share).....		10,000	10,000.00	11,400	11,400	11,408.34
Joint Committee on Printing (Senate share).....	5,930	5,930	6,500.00	5,900	5,900	5,757.00
Office of Legislative Counsel (Senate share).....	52,000	42,000	42,000.00	42,000	42,000	31,758.01
<b>Total, Senate.....</b>	<b>4,837,186</b>	<b>5,333,216</b>	<b>4,917,103.66</b>	<b>4,836,700</b>	<b>5,285,200</b>	<b>4,671,811.65</b>
<b>House of Representatives:</b>						
Salaries and mileage of Members:						
Salaries of Members and Delegates.....	4,385,000	4,385,000	4,385,000 00	4,385,000	4,385,000	4,758,771.51
Mileage of Members and Delegates.....	171,000	171,000	171,000.00	171,000	171,000	172,075.24
Expenses of Members and Delegates.....	1,095,000	1,642,500	.....	1,095,000	1,642,500	.....
Salaries, officers and employees.....	1,375,970	1,408,670	1,489,880.00	1,765,000	1,740,000	1,462,084.63
Clerk hire, Members and Delegates.....	4,161,000	4,161,000	3,997,000.00	5,050,000	5,050,000	3,795,860.37
Contingent expenses:						
Furniture and repairs.....	100,000	55,000	45,000.00	109,500	65,000	45,229.20
Packing boxes.....	5,000	.....	.....	5,000	.....	.....
Miscellaneous items.....	186,000	86,000	90,000.00	186,000	105,000	75,507.03
Stenographic reports of committee hearings.....	27,500	27,500	27,500.00	27,500	33,000	24,911.38
Expenses of special and select committees.....	400,000	400,000	500,000.00	400,000	415,000	435,363.91
Salaries and expenses, Joint Committee on Internal Revenue						
Taxation.....	50,000	35,500	38,500.00	57,000	43,000	36,850.31
Telegraph and telephone service.....	300,000	200,000	217,500.00	306,000	300,000	208,019.44
Stationery.....	93,600	312,600	531,600.00	93,600	306,000	375,977.83
Attending physician.....	6,985	6,985	6,985.00	6,900	7,900	7,218.34
Postage.....	950	950	950.00	950	950	950.00
Air-mail and special-delivery stamps.....	32,850	32,850	28,470.00	32,850	32,850	28,470.00
Folding documents.....	30,000	30,000	34,000.00	30,000	36,000	31,825.74
Revision of laws.....	8,000	8,000	8,500.00	9,000	9,000	7,822.50
Preparation of new edition of the United States Code.....		150,000	1,300.00	.....	182,500	45,247.36
Payment for certain services.....	4,500	4,500	5,250.00	5,700	5,700	5,139.55
Automobile and maintenance, for the Speaker of House of Representatives.....	4,000	4,000	4,000.00	4,600	5,300	3,385.21
Compiling testimony in contested-election cases.....			1,750.00	.....	.....	1,750.00
Payment to widows of Congressmen.....		10,000	30,000.00	.....	10,000	30,000.00
Payment to children of Hon. James A. O'Leary.....			.....	.....	.....	10,000.00
Payment for contesting seats.....			.....	.....	.....	7,997.47
Capitol Police: Uniforms and equipment (House share).....	4,700	4,700	4,700.00	4,700	5,000	2,236.02

<sup>b</sup> Excludes reappropriation shown in table 6.

TABLE 5—Continued

## APPROPRIATIONS AND EXPENDITURES OF GENERAL AND SPECIAL ACCOUNTS—Continued

Organization unit and appropriation title	APPROPRIATIONS			EXPENDITURES		
	Recommended, 1947	Actual, 1946	Actual, 1945	Estimated, 1947	Estimated, 1946	Actual, 1945
<b>LEGISLATIVE BRANCH—Continued</b>						
<b>House of Representatives—Continued</b>						
Salaries and expenses of detailed police, Capitol Police Board (House share).....	\$27,500	\$27,500	\$30,000.00	\$30,000	\$30,000	\$28,191.52
Salaries and expenses:						
Joint Committee on Federal Expenditures (House share).....		10,000	10,000.00		11,100	11,408.18
Joint Committee on Printing (House share).....	5,930	5,930	6,560.00	7,000	7,000	6,557.00
Office of Legislative Counsel (House share).....	48,000	48,000	43,000.00	53,000	53,000	41,131.33
Claims, judgments, and private relief acts.....			242			
Total, House of Representatives.....	12,523,485	13,228,185	11,708,687.00	13,835,300	14,651,800	11,659,981.07
<b>Miscellaneous:</b>						
Statement of appropriations.....	4,000	4,000	4,000.00	4,000	4,000	4,000.00
National Memorial Stadium Commission.....			1,183.47			
Expenses of Inaugural ceremonies.....			25,000.00			526.02
Total, miscellaneous.....	4,000	4,000	30,183.47	4,000	4,000	4,526.02
<b>Architect of the Capitol:</b>						
Salaries.....	85,900	65,470	74,293.00	88,000	81,000	72,925.83
Penalty mail costs.....	300	300	278.00	300	300	163.02
Capitol Building and repairs.....	561,900	351,800	383,747.00	1,132,000	1,254,000	365,928.42
Depositories for valued documents of Congress.....						1,606.68
Improving the Capitol Grounds.....	163,100	109,000	122,770.00	167,000	140,000	117,958.83
Maintenance, legislative garage.....	20,500	13,200	15,229.00	20,000	20,000	15,294.58
Subway transportation, Capitol and Senate Office Buildings.....	2,000	1,500	1,500.00	2,000	1,700	1,760.80
Maintenance, Senate Office Building.....	517,600	339,500	352,960.00	531,000	449,000	349,091.22
Maintenance, House Office Buildings.....	570,500	427,000	465,000.00	588,000	568,000	440,790.92
Capitol Power Plant.....	942,900	882,700	874,000.00	942,000	1,086,000	878,558.66
Library buildings and grounds.....	1,205,970	227,400	147,000.00	1,212,000	281,000	153,160.86
Total, Architect of the Capitol.....	4,070,670	2,417,870	2,436,777.00	4,682,300	3,881,000	2,397,239.82
<b>Botanic Garden:</b>						
Salaries.....	116,100	80,200	95,000.00	120,000	114,000	88,611.14
Maintenance.....	20,000	20,000	20,000.00	20,000	20,700	24,494.86
Total, Botanic Garden.....	136,100	100,200	115,000.00	140,000	134,700	113,106.00
<b>Library of Congress:</b>						
Salaries:						
Library proper.....	1,945,300	1,783,310	1,750,000.00	1,855,000	1,600,000	1,802,241.42
Copyright Office.....	352,500	299,800	348,000.00	336,000	287,000	292,705.82
Legislative Reference Service.....	520,200	198,300	178,000.00	480,000	186,000	172,409.14
Distribution of printed cards.....	290,700	227,900	271,605.00	275,000	218,000	256,633.03
Index to State legislation.....	47,350	35,000	35,000.00	40,000	32,000	30,497.78
Sunday opening.....			10,000.00			
Union catalogs.....	53,200	44,700	46,925.00	50,000	42,000	40,567.51
Motion-picture project.....	12,795	11,600		11,000	10,000	
Increase of the Library of Congress:						
General increase of Library.....	525,000	525,000	198,000.00	410,000	400,000	205,207.56
Increase of law library.....	150,000	150,000	85,000.00	125,000	110,000	87,061.08
Books for the Supreme Court.....	15,000	20,000	20,000.00	13,000	15,000	16,025.46
Books for adult blind.....	500,000	500,000	500,000.00	350,000	350,000	347,647.86
Printing and binding:						
General.....	319,000	319,000	300,000.00	300,000	300,000	324,828.44
Catalog of Title Entries of Copyright Office.....	20,000	20,000	20,000.00	18,000	18,000	17,296.66
Catalog cards.....	260,000	260,000	260,000.00	260,000	260,000	255,650.57
Contingent expenses of the Library:						
Contingent expenses.....	26,600	26,600	20,800.00	20,000	20,000	20,413.49
Furniture and equipment.....			13,000.00			17,674.17
Photoduplicating expenses.....	40,000	24,100	24,100.00	30,000	18,000	17,152.56
Security of collections.....						30,066.83
Penalty mail costs.....	12,500	12,500	13,875.00	6,000	6,000	7,321.35
Library Buildings:						
Salaries.....	420,700	314,300	350,000.00	390,000	300,000	331,336.20
Sunday opening.....			8,000.00			
Maintenance.....	27,300	22,860	18,000.00	20,000	18,000	19,757.27
Expenses, Library of Congress, Trust Fund Board.....	500	500	500.00	500	500	
Transferred from: Cooperation with the American Republics, Department of State.....				150,000	70,000	43,028.10

\* Excludes reappropriations shown in table 6.

TABLE 5—Continued  
**APPROPRIATIONS AND EXPENDITURES OF GENERAL AND SPECIAL ACCOUNTS—Continued**

Organization unit and appropriation title	APPROPRIATIONS			EXPENDITURES		
	Recommended, 1947	Actual, 1946	Actual, 1945	Estimated, 1947	Estimated, 1946	Actual, 1945
<b>LEGISLATIVE BRANCH—Continued</b>						
<b>Library of Congress—Continued</b>						
Working fund .....						* \$6,330.17
Permanent appropriations:						
Bequest of Gertrude M. Hubbard, interest account .....	\$800	\$800	\$800.00	\$800	\$800	312.00
Library of Congress trust fund, interest on permanent loan account .....	53,403	53,403	53,402.61	65,000	72,000	39,211.29
Total, Library of Congress .....	5,592,848	4,849,613	4,525,007.61	5,265,300	4,333,300	4,368,715.42
<b>Government Printing Office:</b>						
Public printing and binding .....	24,200,000	24,200,000	24,200,000.00	6,000,000	6,000,000	6,258,957.68
Office of Superintendent of Documents:						
Salaries .....	1,330,000	1,045,000	1,000,000.00	1,200,000	990,000	945,684.34
General expenses .....	417,000	345,000	345,000.00	350,000	300,000	303,481.50
Penalty mail costs .....	353,000	353,000	281,200.00	350,000	293,000	171,053.51
Claims, judgments, and private relief acts .....			2,880.74			
Total, Government Printing Office .....	26,300,000	25,943,000	25,829,080.74	7,900,000	7,583,000	7,679,177.03
Total, legislative branch .....	53,494,289	51,876,084	49,561,839.48	36,663,600	35,873,000	30,894,557.04

\* Excess of credits, deduct.

TABLE 5—Continued  
 APPROPRIATIONS AND EXPENDITURES OF GENERAL AND SPECIAL ACCOUNTS—Continued

By organization unit and appropriation title

[For the fiscal years 1947, 1946, and 1945]

Organization unit and appropriation title	APPROPRIATIONS			EXPENDITURES		
	Recommended, 1947	Actual, 1946	Actual, 1945	Estimated, 1947	Estimated, 1946	Actual, 1945
<b>THE JUDICIARY</b>						
<b>United States Supreme Court:</b>						
Salaries .....	\$591,200	\$499,100	\$536,509.00	\$591,200	\$583,220	\$476,968.53
Preparation of rules for criminal proceedings .....	( <sup>b</sup> )	( <sup>b</sup> )	( <sup>b</sup> )	7,100	7,240	5,611.71
Preparation of rules for civil procedure .....	( <sup>b</sup> )	( <sup>b</sup> )	<sup>b</sup> 19,700.00	4,400	8,840	12,578.95
Printing and binding .....	37,000	37,000	49,750.00	37,000	37,000	42,809.40
Miscellaneous expenses .....	28,600	34,900	27,000.00	28,600	34,900	24,073.08
Care of Supreme Court Building and grounds .....	102,600	74,800	80,000.00	102,600	101,300	74,126.29
Total, United States Supreme Court .....	759,400	645,800	712,959.00	770,900	772,500	636,167.96
<b>Other Federal courts:</b>						
United States Courts for the District of Columbia:						
Repairs and improvements, District Court of the United States for the District of Columbia .....	13,600	10,300	12,300.00	13,500	10,400	16,561.23
Repairs and improvements, United States Court of Appeals for the District of Columbia .....	12,300	2,500	4,770.00	12,000	2,700	5,172.42
Total, United States Courts for the District of Columbia .....	25,900	12,800	17,070.00	25,500	13,100	21,733.65
United States Court of Customs and Patent Appeals:						
Salaries .....		111,600	114,860.00		111,600	114,818.22
Contingent expenses .....		3,300	3,167.00	400	3,200	2,384.83
Printing and binding .....		6,700	6,700.00	4,700	12,000	2,400.40
Salaries and expenses .....	137,400			130,000		
Total, United States Court of Customs and Patent Appeals .....	137,400	121,600	124,727.00	135,100	126,800	119,603.45
United States Customs Court:						
Salaries and expenses .....	295,700			294,000		
Salaries .....		233,200	250,000.00		233,200	234,406.66
Contingent expenses .....		13,000	12,963.00	1,300	14,000	10,279.99
Printing and binding .....		1,000	1,000.00	300	1,000	235.88
Total, United States Customs Court .....	295,700	247,200	263,963.00	295,600	248,200	234,922.53
Court of Claims:						
Salaries and expenses .....	543,580			530,000		
Salaries .....		300,000	220,000.00		300,000	203,220.55
Contingent expenses .....		45,000	15,463.00	5,000	43,000	10,673.13
Printing and binding .....		33,000	25,000.00	8,300	30,000	29,971.38
Repairs to buildings .....	9,350	6,500	2,550.00	9,500	6,500	2,846.02
Total, Court of Claims .....	552,930	384,500	263,013.00	552,800	379,500	246,711.08
Territorial courts:						
Salaries, justices and judges, Territory of Hawaii .....	96,500	96,500	96,500.00	96,500	96,500	97,083.34
Salaries and expenses, United States Court for China .....						4,263.28
Total, Territorial courts .....	96,500	96,500	96,500.00	96,500	96,500	101,346.62
Miscellaneous items of expense:						
Salaries of circuit, district, and retired judges .....	3,200,000	3,200,000	3,222,500.00	3,200,000	3,200,000	3,071,201.55
United States Courts:						
Salaries of clerks .....	3,368,000	2,635,000	2,985,000.00	3,360,000	2,635,000	2,922,847.00
Probation system .....	1,472,800	1,173,000	1,137,400.00	1,470,000	1,170,000	1,092,552.00
Salaries of criers .....	346,500	220,000		345,000	200,000	
Fees of commissioners .....	560,000	450,000	434,000.00	550,000	450,000	459,851.46
Fees of jurors .....	1,600,000	1,600,000	1,600,000.00	1,600,000	1,600,000	1,463,931.54
Miscellaneous salaries .....	1,774,500	1,400,000	1,327,885.00	1,760,000	1,400,000	1,255,730.95
Miscellaneous expenses .....	540,000	540,000	473,700.00	540,000	530,000	417,373.63
Traveling expenses .....	620,000	620,000	563,500.00	620,000	600,000	486,325.87
Printing and binding .....	89,000	89,000	89,000.00	89,000	89,000	83,031.93

<sup>b</sup> Excludes reappropriations shown in table 6.

TABLE 5—Continued

## APPROPRIATIONS AND EXPENDITURES OF GENERAL AND SPECIAL ACCOUNTS—Continued

Organization unit and appropriation title	APPROPRIATIONS			EXPENDITURES		
	Recommended, 1947	Actual, 1946	Actual, 1945	Estimated, 1947	Estimated, 1946	Actual, 1945
<b>THE JUDICIARY—Continued</b>						
<b>Other Federal courts - Continued</b>						
Miscellaneous items of expense—Continued						
United States Courts—Continued						
Supplies, materials, etc., referees in bankruptcy, United States district courts .....						\$45.18
Salaries of court reporters, United States Courts.....	\$820,000	\$700,000		\$820,000	\$700,000	
Total, miscellaneous items of expense.....	14,390,800	12,627,000	\$11,832,985.00	14,354,000	12,571,000	11,252,891.11
Total, other Federal courts.....	15,499,230	13,489,600	12,598,258.00	15,459,500	13,438,100	11,977,208.44
<b>Administrative Office of the United States Courts:</b>						
Salaries .....	295,200	249,000	283,700.00	295,000	249,000	260,461.55
Miscellaneous expenses.....	30,500	26,000	21,000.00	31,000	26,000	18,165.22
Claims, judgments, and private relief acts.....			600.57			
Total, Administrative Office of the United States Courts.....	325,700	275,000	308,300.57	326,000	275,000	278,626.77
<b>Total, The Judiciary.....</b>	<b>16,584,330</b>	<b>14,410,400</b>	<b>13,619,517.57</b>	<b>16,556,400</b>	<b>14,485,600</b>	<b>12,892,003.17</b>

TABLE 5—Continued

## APPROPRIATIONS AND EXPENDITURES OF GENERAL AND SPECIAL ACCOUNTS—Continued

By organization unit and appropriation title

[For the fiscal years 1947, 1946, and 1945]

Organization unit and appropriation title <sup>1</sup>	APPROPRIATIONS			EXPENDITURES		
	Recommended, 1947	Actual, 1946	Actual, 1945	Estimated, 1947	Estimated, 1946	Actual, 1945
<b>EXECUTIVE OFFICE OF THE PRESIDENT AND INDEPENDENT OFFICES</b>						
<b>Executive Office of the President:</b>						
Salary of the President .....	\$75,000	\$75,000	\$75,000.00	\$75,000	\$75,000	\$72,500.00
The White House Office:						
Salaries and expenses .....	883,660	312,588	339,131.00	884,100	313,000	289,763.48
Expenses, death and burial of Franklin Delano Roosevelt .....			14,500.00		14,400	
<i>Emergency fund for the President, national defense, allotment</i> .....					124,500	110,558.91
Total, the White House Office .....	883,660	312,588	353,631.00	884,100	451,900	400,322.39
Executive Mansion and grounds:						
Maintenance .....	184,000	171,940	150,000.00	184,000	172,000	154,797.92
Extraordinary repairs and refurnishing Executive Mansion .....		50,000		5,000	45,000	
Addition to Executive Mansion .....		1,650,000		1,550,000	100,000	
Total, Executive Mansion and grounds .....	184,000	1,871,940	150,000.00	1,739,000	317,000	154,797.92
Bureau of the Budget:						
Salaries and expenses .....	3,927,500	2,219,057	2,000,000.00	3,800,000	2,100,000	1,861,213.58
Printing and binding .....	125,000	65,000	77,000.00	123,000	70,000	61,775.62
<i>National defense activities</i> .....		445,300	879,800.00		450,000	687,448.95
Special services and publications, war information .....				8,000	369,000	
<i>Emergency funds for the President, national defense, allotment</i> .....					8,500	10,251.08
Transferred from: Cooperation with the American Republics, Department of State .....				44,000	28,600	11,948.32
Total, Bureau of the Budget .....	4,052,500	2,729,357	2,956,800.00	3,975,000	3,026,100	2,632,637.55
National Resources Planning Board:						
Salaries and expenses .....						50.62
<i>Emergency fund for the President, national defense, allotment</i> .....						24.97
<i>Emergency fund for the President, Navy, allotment</i> .....						* 5.45
<i>National defense activities</i> .....						41.86
Total, National Resources Planning Board .....						112.60
President's Committee for Education of Men Demobilized from the Armed Forces:						
<i>Emergency fund for the President, national defense, allotment</i> .....						260.48
<i>Committee for Congested Production Areas:</i>						
Salaries and expenses .....			250,000.00		1,100	185,403.27
Expenses of liquidation .....			50,000.00		50	35,204.49
<i>Emergency funds for the President, national defense, allotment</i> .....					1,200	25,758.38
War agencies (see also tables 6 and 7) <sup>2</sup> .....	166,100,000	908,627,233	1,219,865,318.07	1,059,514,000	1,776,798,850	2,669,466,928.69
Miscellaneous:						
<i>Claims and judgments, national defense</i> .....			36.26			
Claims and judgments .....			15.63			
Total, Executive Office of the President .....	171,295,160	913,616,118	1,223,700,800.96	1,066,187,100	1,780,671,200	2,672,973,925.17
<b>Emergency Funds Appropriated to the President:</b>						
<i>Emergency fund for the President, national defense</i> .....	( <sup>b</sup> )	( <sup>b</sup> )	( <sup>b</sup> )	( <sup>3</sup> )	( <sup>3</sup> )	( <sup>3</sup> )
<i>Emergency fund for the President, defense housing, temporary shelter</i> .....						
<i>Defense aid (lend-lease)</i> .....		<sup>b</sup> 2,475,000,000	<sup>b</sup> 3,450,570,000.00	( <sup>3</sup> )	( <sup>3</sup> )	( <sup>3</sup> )
<i>Placing defense aid</i> .....			88,209,000.00	( <sup>3</sup> )	( <sup>3</sup> )	( <sup>3</sup> )
<i>Defense aid, special fund</i> .....		175,000,000	33,601,725.53	( <sup>3</sup> )	( <sup>3</sup> )	( <sup>3</sup> )
<i>United Nations Relief and Rehabilitation Administration</i> .....		1,300,000,000	450,000,000.00	( <sup>3</sup> )	( <sup>3</sup> )	( <sup>3</sup> )
<i>Foreign war relief (national defense)</i> .....		( <sup>b</sup> )	( <sup>b</sup> )	( <sup>3</sup> )	( <sup>3</sup> )	( <sup>3</sup> )
Total, emergency funds appropriated to the President .....		3,950,000,000	4,022,470,725.53	( <sup>3</sup> )	( <sup>3</sup> )	( <sup>3</sup> )

<sup>a</sup> Excess of credits, deduct.<sup>b</sup> Excludes reappropriations shown in table 6.<sup>1</sup> Appropriation titles in italics are classified as "national defense."<sup>2</sup> Detailed estimates of appropriations for 1947 will be submitted to the Congress in the spring of 1946. The amounts shown for 1947 are tentative.<sup>3</sup> Expenditures are shown under the various agencies to which the funds are allocated.



TABLE 5—Continued  
 APPROPRIATIONS AND EXPENDITURES OF GENERAL AND SPECIAL ACCOUNTS—Continued

Organization unit and appropriation title	APPROPRIATIONS			EXPENDITURES		
	Recommended, 1947	Actual, 1946	Actual, 1945	Estimated, 1947	Estimated, 1946	Actual, 1945
<b>EXECUTIVE OFFICE OF THE PRESIDENT AND INDEPENDENT OFFICES—Continued</b>						
<b>American Battle Monuments Commission:</b>						
Salaries and expenses .....	\$273,800	\$42,000	\$41,785.00	\$270,000	\$40,000	\$36,895.75
<b>American Commission for the Protection and Salvage of Artistic and Historic Monuments in War Areas:</b>						
Salaries and expenses .....		40,000	40,000.00	4,000	41,700	31,564.62
Emergency fund for the President, national defense, allotment .....					1,300	2,924.07
Total, American Commission for the Protection and Salvage of Artistic and Historic monuments in War Areas .....		40,000	40,000.00	4,000	43,000	34,488.69
<b>Bituminous Coal Consumers Counsel:</b>						
Salaries and expenses .....						107.95
<b>Board of Investigation and Research—Transportation:</b>						
Salaries and expenses .....					2,000	20,416.74
<b>Civil Service Commission:</b>						
Salaries and expenses .....	11,965,000	9,943,882	10,155,500.00	12,000,000	9,500,000	9,238,300.43
Prevention of pernicious political activities .....						2,102.13
Printing and binding .....					100	55,787.68
Penalty mail costs .....					229,000	15,018.11
Salaries and expenses (national defense) .....		6,032,000	11,196,000.00	400,000	4,380,000	10,899,730.00
Extension of civil service .....						184.11
Panama Canal construction annuity fund .....	1,814,000	1,953,000	1,815,480.00	1,814,000	1,483,000	1,775,385.92
Emergency fund for the President, national defense allotment .....						7,396.59
Emergency fund for the President, War allotment .....						70.38
Civil Service retirement and disability appropriated fund .....	220,100,000	245,000,000	194,500,000.00	220,100,000	245,000,000	194,500,000.00
Canal Zone retirement and disability appropriated fund .....	1,177,000	1,177,000	1,177,000.00	1,177,000	1,177,000	1,177,000.00
Alaska Railroad retirement and disability appropriated fund .....	217,000	217,000	175,000.00	217,000	217,000	175,000.00
Claims, judgments, and private relief acts .....			39.49			129.76
Claims, judgments, and private relief acts (national defense) .....			48.75			
Total, Civil Service Commission .....	235,273,000	264,322,882	219,019,068.24	235,708,000	261,986,100	217,830,943.71
<b>Federal Communications Commission:</b>						
Salaries and expenses .....	6,060,000	2,946,900	2,104,500.00	5,707,000	2,600,000	2,004,987.66
Printing and binding .....	26,000	21,000	16,700.00	18,000	13,500	11,572.07
Salaries and expenses (national defense) .....		2,430,000	4,191,143.00	192,000	1,880,000	1,079,443.42
National defense activities .....						177.90
Transferred from: Cooperation with the American Republics, Department of State .....				5,000	5,000	2,324.00
Foreign service pay adjustment .....						50.92
Emergency fund for the President, War, allotment .....						7.17
Working fund .....						43,471.60
Claims, judgments, and private relief acts .....			62.00			
Claims, judgments, and private relief acts (national defense) .....			36.45			
Total, Federal Communications Commission .....	6,086,000	5,397,900	6,312,441.45	5,922,000	4,498,500	6,141,664.60
<b>Federal Deposit Insurance Corporation (see also table 9):</b>						
Salaries and expenses, Federal credit unions .....						33.18
Supervision of Federal credit unions (special account) .....						7.10
Total, Federal Deposit Insurance Corporation .....						40.28
<b>Federal Power Commission:</b>						
Salaries and expenses .....	3,370,000	2,322,000	1,997,000.00	3,240,000	1,999,000	1,904,848.62
Flood-control surveys .....	270,000	160,000	144,500.00	260,000	132,500	135,948.81
National defense activities .....		110,000	600,000.00		127,500	543,394.88
Printing and binding .....	60,000	48,000	25,000.00	57,500	44,300	29,984.25
Penalty mail costs .....	7,000	4,500	4,833.00	6,400	4,700	3,517.74
Permanent appropriation: Payments to States under Federal Power Act (special account) .....	26,000	24,750	26,208.57	26,000	24,700	27,192.78
Claims, judgments, and private relief acts .....			267.62			
Total, Federal Power Commission .....	3,733,000	2,669,250	2,797,809.19	3,589,900	2,332,700	2,644,887.08

° Excess of credits, deduct.

° Excludes reappropriation shown in table 6.

TABLE 5—Continued  
 APPROPRIATIONS AND EXPENDITURES OF GENERAL AND SPECIAL ACCOUNTS—Continued

Organization unit and appropriation title	APPROPRIATIONS			EXPENDITURES		
	Recommended, 1947	Actual, 1946	Actual, 1945	Estimated, 1947	Estimated, 1946	Actual, 1945
<b>EXECUTIVE OFFICE OF THE PRESIDENT AND INDEPENDENT OFFICES—Continued</b>						
<b>Federal Trade Commission:</b>						
Salaries and expenses	\$2,573,000	\$1,807,833	\$2,011,070.00	\$2,500,000	\$1,800,000	\$1,850,425.50
Printing and binding	46,400	44,000	43,000.00	44,000	43,000	26,643.35
Working fund					20,500	2,839.09
Claims, judgments, and private relief acts			1.30			
Total, Federal Trade Commission	2,619,400	1,941,833	2,054,071.30	2,544,000	1,863,500	1,909,907.94
<b>Filipino Rehabilitation Commission:</b>						
Expenses, Filipino Rehabilitation Commission		50,000		35,000	2,500	
<b>Foreign-service pay adjustment:</b>						
Appreciation of foreign currencies		950,000	790,000.00	(3)	(3)	(3)
<b>General Accounting Office:</b>						
Salaries	38,500,000	34,423,900	37,000,000.00	38,000,000	38,900,000	31,013,658.75
Miscellaneous expenses	2,100,000	2,401,400	1,240,225.00	1,900,000	2,150,000	872,692.57
Contingent expenses						23,702.48
Printing and binding	325,000	257,500	240,000.00	300,000	250,000	176,850.48
Investigations for Congress, salaries and expenses		67,980			5,000	
Transferred from:						
Administration of Sugar Act of 1937, Department of Agriculture				21,000	24,000	22,299.06
Conservation and use of agricultural land resources, Department of Agriculture				330,000	383,000	309,944.90
Parity payments, Department of Agriculture						7,080.37
Defense aid, administrative expenses, allotment						12,293.23
Emergency fund for the President, national defense, allotment						673.52
Claims, judgments, and private relief acts			34.74			
Total, General Accounting Office	40,925,000	37,150,780	38,480,259.74	40,551,000	41,712,000	32,425,034.62
<b>Interstate Commerce Commission:</b>						
General expenses	8,230,000	3,035,400	3,119,000.00	7,969,000	3,014,000	2,811,546.43
Regulating accounts		400,000	473,000.00	25,000	390,000	345,206.71
Railroad safety	\$12,000	550,000	604,000.00	798,000	577,000	539,083.97
Signal safety systems		178,000	182,000.00	17,000	175,000	160,760.90
Locomotive inspection	528,000	500,000	548,000.00	551,000	496,000	510,008.97
Valuation of property of carriers		438,319	500,000.00	22,000	450,000	476,379.86
Motor-transport regulation		2,584,619	3,250,000.00	130,000	2,594,000	2,967,937.69
Printing and binding	193,000	175,000	157,700.00	184,000	194,000	121,743.21
Penalty mail costs	27,000	27,000	23,125.00	27,000	26,000	15,980.35
Salaries and expenses (national defense)		231,000	338,000.00	11,000	236,000	272,051.93
Working fund						4,017.77
Claims, judgments, and private relief acts			754.67			242.36
Total, Interstate Commerce Commission	9,790,000	8,119,338	9,195,579.67	9,734,000	8,152,000	8,224,960.15
<b>Interstate Commission on the Potomac River Basin:</b>						
Contribution to the Interstate Commission on the Potomac River Basin	10,000			7,500		
<b>National Advisory Committee for Aeronautics:</b>						
Salaries and expenses	23,575,000	25,990,393	26,542,330.00	24,000,000	24,700,000	24,039,495.84
Printing and binding	135,000	15,000	15,000.00	96,000	15,000	13,069.18
Ames Aeronautical laboratory				500,000	2,000,000	3,644,446.83
Construction and equipment, Langley Field, Va.	2,990,000		4,935,000.00	3,400,000	4,300,000	6,547,177.61
Aircraft engine research laboratory	108,000		9,450,000.00	3,100,000	7,200,000	3,447,252.19
Transferred from:						
Community facilities, defense public works, Federal Works Agency					111,000	
Texas Centennial Exposition						132.19
Working fund					4,500,000	4,500,000.00
Claims, judgments, and private relief acts			205.25			205.75
Total, National Advisory Committee for Aeronautics	26,808,000	26,014,393	40,912,535.25	31,096,000	42,826,000	33,191,515.21

<sup>a</sup> Excess of credits, deduct.

<sup>b</sup> Expenditures are shown under the various agencies to which the funds are allocated.

TABLE 5—Continued  
 APPROPRIATIONS AND EXPENDITURES OF GENERAL AND SPECIAL ACCOUNTS—Continued

Organization unit and appropriation title	APPROPRIATIONS			EXPENDITURES		
	Recommended, 1947	Actual, 1946	Actual, 1945	Estimated, 1947	Estimated, 1946	Actual, 1945
<b>EXECUTIVE OFFICE OF THE PRESIDENT AND INDEPENDENT OFFICES—Continued</b>						
<b>National Archives:</b>						
Salaries and expenses.....	\$1,211,000	\$913,934	\$1,064,340.00	\$1,210,000	\$902,000	\$1,049,575.51
Printing and binding.....	15,000	7,000	7,000.00	14,500	10,000	7,357.10
Transferred from: Cooperation with the American Republics, Department of State.....					9,200	
Emergency fund for the President, national defense, allotment.....						464.32
Working funds (national defense).....					35,000	6,345.65
Claims, judgments, and private relief acts.....			8.09			
Total, National Archives.....	1,226,000	920,934	1,071,348.09	1,224,500	956,200	1,051,051.28
<b>National Capital Housing Authority:</b>						
Maintenance and operation of title I properties.....	17,000	14,700	16,000.00	16,000	16,000	26,038.52
Penalty mail costs.....	500	2,700	2,775.00	400	700	
Conversion of inhabited-alleys fund.....						1,755.96
Transferred from: Community facilities, defense public works, Federal Works Agency.....					3,000	10,293.07
<b>Emergency funds for the President:</b>						
Defense housing, temporary shelter.....						134,703.78
Defense housing, temporary shelter, maintenance, etc. (special fund).....				200,000	300,000	136,456.08
National defense housing, operation, maintenance, etc. (special fund).....				50,000	50,000	97,044.55
Total, National Capital Housing Authority.....	17,500	17,400	18,775.00	233,600	330,300	129,837.88
<b>National Capital Park and Planning Commission:</b>						
Acquisition of property.....	867,750	393,994	740,000.00	1,500,000	658,000	243,403.25
<b>National Labor Relations Board:</b>						
Salaries.....	3,491,000	2,134,000	2,125,000.00	3,425,000	1,824,000	2,104,705.64
Miscellaneous expenses.....	1,042,400	574,000	478,000.00	994,000	432,000	414,166.75
Penalty mail costs.....	23,500	18,450	16,373.00	21,000	14,000	12,105.00
Printing and binding.....	190,000	210,000	220,000.00	193,000	265,000	140,139.39
Salaries and expenses (national defense).....		473,000	600,000.00	39,000	496,000	606,365.76
Salaries and expenses, War Labor Disputes Act (national defense).....		492,500	225,000.00	16,000	238,000	162,994.53
Claims, judgments, and private relief acts.....			1.44			
Total, National Labor Relations Board.....	4,746,900	3,901,950	3,664,374.44	4,688,000	3,271,000	3,470,477.07
<b>National Mediation Board:</b>						
Salaries and expenses.....	331,700	243,300	214,400.00	330,000	243,300	202,755.78
Penalty mail costs.....	700	700	717.00	700	700	412.49
Arbitration, emergency and emergency panel boards.....	110,000	123,900		110,000	123,900	
Salaries and expenses, emergency panels, etc. Arbitration and emergency boards.....			65,000.00			46,155.08
			85,000.00			70,566.56
Printing and binding.....	3,500	2,500	2,500.00	3,500	2,500	2,596.67
<b>National Railroad Adjustment Board:</b>						
Salaries and expenses.....	281,400	252,400	272,000.00	281,400	252,400	253,397.04
Printing and binding.....	17,500	17,500	17,500.00	17,500	17,500	14,492.45
Total, National Mediation Board.....	744,800	640,300	657,117.00	743,100	640,300	590,376.67
<b>Office of War Mobilization and Reconversion</b> .....	380,000,000	213,955,400	1,198,488.00	246,904,000	124,510,000	861,459.45
<b>Railroad Retirement Board:</b>						
Salaries.....	2,171,000	1,700,000	2,008,000.00	2,087,000	1,634,000	1,883,720.07
Miscellaneous expenses.....	503,800	435,000	460,500.00	241,000	214,000	288,029.95
Printing and binding.....	30,000	33,000	30,500.00	25,000	26,000	30,393.33
Penalty mail costs.....	61,000	54,000	65,000.00	45,000	40,000	27,199.53
Railroad retirement appropriated account.....	298,233,000	291,913,000	308,517,000.00	230,895,200	359,250,800	308,517,000.00
Acquisition of prior service and compensation data (special account).....					19,000	68,403.00
Emergency fund for the President, national defense, allotment.....						1,467.85
Claims, judgments, and private relief acts.....			42.37			
<b>Permanent appropriation:</b>						
Railroad unemployment insurance administration fund.....	10,000,000	12,000,000	13,198,763.74	4,196,600	3,965,500	3,506,398.39
Transfers to unemployment trust fund (act Oct. 10, 1940).....				7,952,730	9,617,970	8,948,213.00
Total, Railroad Retirement Board.....	310,998,800	306,135,000	324,579,806.11	242,442,530	374,767,360	323,571,027.12

<sup>a</sup> Excess of credits, deduct.

<sup>b</sup> Excludes reappropriation shown in table 6.

<sup>c</sup> Detailed estimates of appropriation for 1947 will be submitted to the Congress in the spring of 1946. The amounts shown for 1947 are tentative.

TABLE 5—Continued  
 APPROPRIATIONS AND EXPENDITURES OF GENERAL AND SPECIAL ACCOUNTS—Continued

Organization unit and appropriation title	APPROPRIATIONS			EXPENDITURES		
	Recommended, 1947	Actual, 1946	Actual, 1945	Estimated, 1947	Estimated, 1946	Actual, 1945
<b>EXECUTIVE OFFICE OF THE PRESIDENT AND INDEPENDENT OFFICES—Continued</b>						
<b>Securities and Exchange Commission:</b>						
Salaries and expenses.....	\$5,186,000	\$4,266,200	\$4,651,704.00	\$4,950,000	\$4,450,000	\$4,308,380.22
Printing and binding.....	55,000	43,909	45,000.00	50,000	50,000	28,062.44
Working fund.....					59,600	<sup>a</sup> 95,606.49
Claims, judgments, and private relief acts.....			38.22			
Total, Securities and Exchange Commission.....	5,241,000	4,309,200	4,696,742.22	5,000,000	4,559,600	4,240,836.17
<i>Selective Service System</i> <sup>4</sup> .....		52,000,000	62,501,534.59		49,040,000	60,891,486.42
<b>Smithsonian Institution:</b>						
Salaries and expenses.....	1,496,800	1,101,061	1,224,090.00	1,500,000	1,300,000	1,160,555.99
Transferred from: Cooperation with the American Republics, Department of State.....				174,000	112,500	48,150.70
Salaries and expenses, National Gallery of Art.....	784,000	583,207	642,600.00	740,000	600,000	619,014.91
Working fund, National Gallery of Art.....						<sup>a</sup> 1,986.67
Permanent appropriations:						
Expenses of Smithsonian Institution, interest account.....	60,000	60,000	60,000.00	60,000	60,000	60,000.00
Expenses of National Gallery of Art, interest account.....	200,000	200,000	200,000.00	200,000	200,000	200,000.00
Working fund (national defense).....						11,835.41
Total, Smithsonian Institution.....	2,540,800	1,944,268	2,126,690.00	2,674,000	2,272,500	2,097,569.94
<b>Tariff Commission:</b>						
Salaries and expenses.....	1,155,000	823,410	951,881.00	1,152,000	827,000	901,294.03
Printing and binding.....	10,000	10,000	10,000.00	10,000	12,100	5,114.87
Transferred from: Cooperation with the American Republics, Department of State.....				8,600	6,900	1,085.41
Working fund.....					25,100	64,681.07
Claims, judgments, and private relief acts.....			6.40			
Total, Tariff Commission.....	1,165,000	833,410	961,887.40	1,170,600	871,100	972,175.38
<b>The Tax Court of the United States:</b>						
Salaries and expenses.....	568,800	510,675	555,000.00	578,000	519,000	516,088.14
Printing and binding.....	15,000	15,000	32,000.00	15,000	15,000	9,033.81
Total, the Tax Court of the United States.....	583,800	525,675	587,000.00	593,000	534,000	525,121.95
<b>Tennessee Valley Authority:<sup>5</sup></b>						
Tennessee Valley Authority fund.....	36,572,000	<sup>b</sup> 9,648,000	( <sup>b</sup> )	27,000,000	24,000,000	25,806,808.14
Working fund (national defense).....						<sup>a</sup> 184,269.66
<b>Thomas Jefferson Bicentennial Commission</b> .....						714.30
<b>Thomas Jefferson Memorial Commission</b> .....				5,000	10,000	2,529.93
<b>United States Employees' Compensation Commission:</b>						
Salaries and expenses.....	1,585,000	<sup>b</sup> 1,387,000	<sup>b</sup> 1,106,025.00	1,659,000	1,513,000	1,184,801.28
Printing and binding.....			20,000.00			17,592.71
Penalty mail costs.....						8,474.32
Salaries and expenses, military bases (national defense).....			346,000.00			237,380.24
Employees' compensation fund.....	11,730,000	<sup>b</sup> 13,575,000	<sup>b</sup> 13,950,000.00	11,530,000	10,500,000	12,564,302.80
Employees' compensation fund, Civil Works.....						<sup>a</sup> 3,564.42
Employees' compensation fund, Emergency Conservation Work.....						<sup>a</sup> 126.00
Employees' compensation fund, Emergency Relief.....						<sup>a</sup> 51,672.23
Employees' compensation fund, relief.....						1,346,135.77
Wage accruals.....		7,800,000			7,800,000	
Youth work, National Youth Administration.....						<sup>a</sup> 1.71
Emergency fund for the President, national defense, allotment.....						<sup>a</sup> 27.00
Total, Employees' Compensation Commission.....	13,315,000	22,762,000	15,422,025.00	13,189,000	19,813,000	15,303,295.76

<sup>a</sup> Excess of credits, deduct.

<sup>b</sup> Excludes reappropriations shown in table.

<sup>4</sup> Detailed estimates of appropriation for 1947 will be submitted to the Congress in the spring of 1946. The amounts shown for 1947 are tentative.

<sup>5</sup> The Government Corporation Control Act, Public Law 248, approved Dec. 6, 1945, requires each wholly owned Government corporation to submit annually to the President for transmittal to the Congress a budget program or plan of operations. Because of the lateness of the passage of the act, the 1947 budget programs of the corporations will be submitted to the Congress in the spring of 1946 as a supplement to the regular Budget. The amounts shown for 1947 are tentative.

TABLE 5 - Continued  
 APPROPRIATIONS AND EXPENDITURES OF GENERAL AND SPECIAL ACCOUNTS - Continued

Organization unit and appropriation title	APPROPRIATIONS			EXPENDITURES		
	Recommended, 1947	Actual, 1946	Actual, 1945	Estimated, 1947	Estimated, 1946	Actual, 1945
<b>EXECUTIVE OFFICE OF THE PRESIDENT AND INDEPENDENT OFFICES—Continued</b>						
<i>United States Maritime Commission</i> (see also table 7).						
<i>Construction fund, act June 29, 1936, revolving fund</i>			\$0, 766, 000, 000 00	\$300, 000, 000	\$618, 100, 000	\$3, 167, 684, 560 15
<i>Federal ship-mortgage insurance fund</i>						* 5, 850 53
<i>Emergency ship construction fund</i>					15, 700, 000	14, 964, 613 40
<i>Defense aid (national defense)</i>					40, 000, 000	67, 118, 531 65
<i>Emergency fund for the President, war allotment</i>						* 88 24
<i>Working fund, supplies and transportation</i>					1, 400, 000	513, 595 95
<i>Working fund</i>					380, 000, 000	276, 627, 859 64
Total, United States Maritime Commission			6, 766, 000, 000 00	300, 000, 000	1, 055, 000, 000	3, 526, 903, 216 72
<b>Veterans Administration:</b>						
Salaries and expenses	\$557, 287, 000	\$227, 675, 000	177, 619 940 00	528, 000, 000	225, 000, 000	158, 212, 210 24
Printing and binding	2, 000, 000	2, 140, 000	650, 000 00	2, 000, 000	2, 200, 000	553, 756 46
Penalty mail costs	3, 500, 000	614, 250	485, 625 00	3, 500, 000	919, 000	289, 211 96
Army and Navy pensions	1, 905, 000, 000	1, 080, 150, 000	791, 252, 000 00	1, 748, 000, 000	1, 236, 000, 000	772, 190, 347 11
Readjustment benefits	2, 148, 387, 000	295, 000, 000		1, 746, 280, 000	641, 000, 000	
Salaries and expenses, Bureau of War Risk Insurance						* 30 56
Military and naval insurance	1, 472, 000	18, 000, 000	19, 794, 000 00	10, 300, 000	13, 500, 000	19, 804, 316 15
Military and naval family allowance						* 2, 061 96
Military and naval compensation						* 12, 626 74
Adjusted service and dependent pay			40, 000 00	4, 400	10, 000	63, 873 86
Adjusted service certificate appropriated fund			9, 000, 000 00			9, 000, 000 00
National service life insurance appropriated fund	169, 535, 000	1, 828, 000, 000	500, 000, 000 00	169, 535, 000	1, 228, 000, 000	1, 117, 548, 383 54
Vocational rehabilitation						96, 272 63
Soldiers and sailors civil relief		400, 000	400, 000 00	160, 000	186, 000	27, 877 90
Hospital and domiciliary facilities	147, 442, 500	242, 820, 000	17, 945, 500 00	130, 000, 000	55, 000, 000	15, 799, 142 62
Naval and hospital services						* 1, 656 84
<i>Emergency fund for the President, national defense, allotment</i>						87 23
Claims, judgments, and private relief acts			22, 422 15			17, 052 20
Total, Veterans Administration	4, 634, 623, 500	3, 694, 799, 250	1, 517, 209, 487 15	4, 337, 779, 400	3, 401, 815, 000	2, 093, 586, 155 80
<b>Unclassified items</b>						* 7, 300 31
Total, Executive Office of the President and independent offices	6, 189, 456, 210	9, 523, 101, 255	14, 267, 280, 351 33	6, 580, 328, 030	7, 206, 517, 260	9, 035, 490, 680 59

\* Excess of credits, deduct.

TABLE 5—Continued  
**APPROPRIATIONS AND EXPENDITURES OF GENERAL AND SPECIAL ACCOUNTS—Continued**

*By organization unit and appropriation title*

[For the fiscal years 1947, 1946, and 1945]

Organization unit and appropriation title <sup>1</sup>	APPROPRIATIONS			EXPENDITURES		
	Recommended, 1947	Actual, 1946	Actual, 1945	Estimated, 1947	Estimated, 1946	Actual, 1945
<b>FEDERAL LOAN AGENCY</b>						
<i>Federal Loan Agency</i> <sup>2</sup> .....						° \$468,865.01

<sup>°</sup> Excess of credits, deduct.

<sup>1</sup> Appropriation titles shown in italics are classified as "national defense."

<sup>2</sup> The Government Corporation Control Act, Public Law 248, approved Dec. 6, 1945, requires each wholly owned Government corporation to submit annually to the President for transmittal to the Congress a budget program or plan of operations. Because of the lateness of the passage of the act, the 1947 budget programs of the corporations will be submitted to the Congress in the spring as a supplement to the regular Budget.

TABLE 5—Continued  
 APPROPRIATIONS AND EXPENDITURES OF GENERAL AND SPECIAL ACCOUNTS—Continued

By organization unit and appropriation title

[For the fiscal years 1947, 1946, and 1945]

Organization unit and appropriation title <sup>1</sup>	APPROPRIATIONS			EXPENDITURES		
	Recommended, 1947	Actual, 1946	Actual, 1945	Estimated, 1947	Estimated, 1946	Actual, 1945
<b>FEDERAL SECURITY AGENCY</b>						
<b>American Printing House for the Blind:</b>						
To promote the education of the blind.....	\$115,000	\$115,000	\$115,000.00	\$115,000	\$115,000	\$115,000.00
<b>Columbia Institution for the Deaf:</b>						
Columbia Institution for the Deaf.....	221,800	213,605	204,100.00	221,000	167,000	183,947.15
Plans and specifications.....	7,500			6,500		
<b>Food and Drug Administration:</b>						
Salaries and expenses:						
Enforcement operations.....	3,631,000	2,794,400	2,796,580.00	3,600,000	2,614,000	2,690,460.15
Salaries, sea-food inspectors.....	40,000	40,000	40,000.00	36,000	26,000	40,000.00
General administration.....	133,500	98,000	111,000.00	132,000	97,000	105,934.00
Certification services.....	292,000			275,000	200,000	
Transferred from:						
Traveling expenses, Federal Security Agency.....				202,000	158,000	123,766.00
Printing and binding, Federal Security Agency.....				24,000	22,000	17,008.99
Working fund.....					12,000	412,195.18
<b>Total, Food and Drug Administration.....</b>	<b>4,096,500</b>	<b>2,932,400</b>	<b>2,947,580.00</b>	<b>4,269,000</b>	<b>3,129,000</b>	<b>2,964,973.96</b>
<b>Freedmen's Hospital:</b>						
Salaries and expenses.....	921,000	796,750		875,000	986,000	
Salaries.....			583,000.00			582,331.76
Miscellaneous expenses.....			211,000.00			136,750.82
Transferred from: Traveling expenses, Federal Security Agency.....						192.50
<b>Total, Freedmen's Hospital.....</b>	<b>921,000</b>	<b>796,750</b>	<b>794,000.00</b>	<b>875,000</b>	<b>986,000</b>	<b>719,275.08</b>
<b>Howard University:</b>						
Salaries.....	941,700	912,000	750,000.00	941,000	912,000	723,026.89
Expenses.....	286,000	187,000	158,000.00	286,000	368,000	140,651.85
Plans and specifications.....	154,800	181,575		160,000	160,000	
Construction of buildings.....	3,017,000			2,000,000		
<b>Total, Howard University.....</b>	<b>4,399,500</b>	<b>1,280,575</b>	<b>908,000.00</b>	<b>3,387,000</b>	<b>1,440,000</b>	<b>863,678.74</b>
<b>Office of Education:</b>						
Further development of vocational education.....	14,200,000	14,200,000	14,200,000.00	14,000,000	14,000,000	12,903,353.75
Promotion of vocational education in Hawaii.....	30,000	30,000	30,000.00	30,000	30,000	27,983.54
Promotion of vocational education in Puerto Rico.....	105,000	105,000	105,000.00	105,000	105,000	99,681.70
Further endowment of colleges of agriculture and the mechanic arts.....	2,480,000	2,480,000	2,480,000.00	2,480,000	2,480,000	2,480,000.00
Salaries and expenses, vocational education.....		367,423	419,923.00		400,000	402,004.49
Salaries and expenses.....	1,520,200			1,445,000		
Salaries.....		386,955	342,955.00		437,000	324,695.34
General expenses.....		39,650	29,650.00		35,000	13,003.33
Library service and research.....		20,965	23,965.00		23,000	22,270.44
Services for the blind.....		20,125	21,625.00		20,000	9,827.88
Transferred from:						
Cooperation with the American Republics, Department of State.....					170,000	84,773.89
Printing and binding, Federal Security Agency.....				80,000	78,000	62,307.33
Traveling expenses, Federal Security Agency.....				130,000	90,000	76,791.46
Emergency fund for the President, national defense, Office of Administrator.....						781.57
Working fund.....					1,600,000	4,617,659.18
Education and training, defense workers (national defense).....			14,500,000.00		442,000	44,717,331.18
Visual aids for war training (national defense).....			175,000.00			2,222,134.62
Salaries and expenses (national defense).....		384,900	866,700.00		384,000	827,392.39
Loans to students (national defense).....				70,000		74,455.96
Vocational education, defense workers.....						5,266.29
Permanent appropriations						
Colleges for agriculture and the mechanic arts.....	2,550,000	2,550,000	2,550,000.00	2,550,000	2,550,000	2,550,000.00
Promotion of vocational education, act of Feb. 23, 1917.....	7,000,000	7,000,000	7,000,000.00	7,000,000	7,000,000	6,779,920.68
<b>Total, Office of Education.....</b>	<b>27,885,200</b>	<b>27,585,018</b>	<b>42,744,818.00</b>	<b>27,820,000</b>	<b>29,774,000</b>	<b>71,906,872.16</b>

<sup>a</sup> Excess of credits, deduct.

<sup>b</sup> Excludes reappropriation shown in table 6.

<sup>1</sup> Appropriation titles shown in italics are classified as "national defense."

TABLE 5—Continued

APPROPRIATIONS AND EXPENDITURES OF GENERAL AND SPECIAL ACCOUNTS—Continued

Organization unit and appropriation title	APPROPRIATIONS			EXPENDITURES		
	Recommended, 1947	Actual, 1946	Actual, 1945	Estimated, 1947	Estimated, 1946	Actual, 1945
<b>FEDERAL SECURITY AGENCY—Continued</b>						
<b>Public Health Service:</b>						
Expenses, Division of Venereal Diseases			\$12,339,000.00		\$273,000	\$12,136,418.74
Grants to States for public health work			11,000,000.00			10,788,825.02
<i>Emergency health and sanitation activities (national defense)</i>			13,125,000.00		2,660,000	10,696,978.37
Pay of personnel and maintenance of hospitals			16,189,823.00		3,660,000	15,956,975.93
Expenses, Division of Mental Hygiene			1,180,000.00		512,000	1,127,914.39
Salaries and expenses, National Institute of Health			2,274,000.00		259,000	2,020,615.93
Expenses, States Relations Division			339,000.00		16,000	226,636.62
Maintenance, National Cancer Institute			561,000.00			502,189.85
Uniform allowances					75,000	224,500.00
Control of venereal diseases	\$16,628,000	\$11,949,000		\$16,000,000	11,500,000	
<i>Control of venereal diseases (national defense)</i>		5,291,000		97,000	5,500,000	
Control of tuberculosis	7,994,000	6,047,000	2,168,000.00	7,000,000	5,800,000	1,554,190.89
Public Health Service, Philippine Islands		1,000,000		200,000	800,000	
Disease and sanitation investigations						° 201.38
Assistance to States, general, Public Health Service	19,420,000	11,467,000		18,800,000	11,000,000	
Control of communicable diseases	7,372,000	1,040,000		6,800,000	800,000	
Interstate quarantine service			31,531.00		3,000	28,457.58
Preventing the spread of epidemic diseases			336,000.00		35,000	252,817.74
Industrial hygiene investigations		134,000		8,000	120,000	
<i>Health and sanitation activities, war and defense areas (national defense)</i>		2,615,000		470,000	1,700,000	
<i>Control of malaria and diseases of tropical origin (national defense)</i>		10,897,000		1,000,000	8,000,000	
Hospital and medical care	19,185,900	15,501,300		18,000,000	15,000,000	
Foreign quarantine service	2,014,000	1,574,000	1,439,000.00	1,900,000	1,400,000	1,311,338.83
Operating expenses, National Institute of Health	4,283,000	2,638,000		4,000,000	2,200,000	
Maintenance, National Institute of Health						70.62
Operating expenses, National Cancer Institute	1,772,000	490,000		1,600,000	400,000	
Pay of other employees						° 500.00
Pay, etc., commissioned officers	5,267,300	4,586,200	2,937,719.00	5,300,000	4,600,000	3,315,460.02
Pay of acting assistant surgeons						° 33.33
<i>Training for nurses, national defense</i>		59,957,000	63,000,000.00		44,000,000	61,162,833.78
Training for nurses	16,713,000			16,000,000		
Claims for damages, operation of vessels, act of July 1, 1944						66.99
Service and supply fund		250,000				
Salaries and miscellaneous expenses	2,225,000	1,178,000		1,700,000	1,000,000	
Salaries, Office of Surgeon General			595,000.00		25,000	562,624.22
Miscellaneous and contingent expenses			210,000.00		52,000	157,807.44
Medical and hospital service						° 13.33
Development of health facilities	646,000	317,000		500,000	250,000	
Office of International Health Relations	290,700			200,000		
<i>Emergency fund for the President, national defense, allotment</i>						3,079.60
Working fund, Public Health Service						° 225,258.85
Working capital fund, narcotic farms						° 26,125.90
<i>Working fund, Emergency Management</i>						262.97
Working fund, Public Health Service, special fund						° 97,148.48
Working fund, employees' compensation fund, emergency relief						38,552.00
Transferred from:						
<i>Community facilities, defense public works, Federal Works Agency</i>					244,000	2,204,351.87
Cooperation with the American Republics, Department of State						98,165.70
Medical and hospital service, penal institutions, Department of Justice				1,000,000	1,000,000	808,385.14
Printing and binding, Federal Security Agency				270,000	170,000	121,915.92
Salaries and expenses, Immigration and Naturalization Service					105,000	43,730.98
Maritime training fund, War Shipping Administration				45,000	800,000	
Traveling expenses, Federal Security Agency				1,000,000	800,000	442,338.09
<i>United Nations Relief and Rehabilitation Administration, allotment</i>						458,698.83
Permanent appropriation—special account: Operation of commissaries, Division of Mental Hygiene	80,000	75,000	55,530.00	70,000	60,000	47,304.44
<b>Total, Public Health Service</b>	<b>103,890,900</b>	<b>137,006,500</b>	<b>127,780,603.00</b>	<b>101,060,000</b>	<b>124,819,000</b>	<b>125,944,227.23</b>
<b>Saint Elizabeths Hospital:</b>						
Salaries and expenses	2,592,000	2,861,000	2,460,500.00	2,500,000	2,800,000	2,425,375.89
Building for storeroom, etc.		681,665	445,000.00		100,000	
Construction and equipment		1,900,000		900,000	1,000,000	
Continuous treatment building					11,000	2,692.91

° Excess of credits, deduct.



TABLE 5—Continued  
 APPROPRIATIONS AND EXPENDITURES OF GENERAL AND SPECIAL ACCOUNTS—Continued

Organization unit and appropriation title	APPROPRIATIONS			EXPENDITURES		
	Recommended, 1947	Actual, 1946	Actual, 1945	Estimated, 1947	Estimated, 1946	Actual, 1945
<b>FEDERAL SECURITY AGENCY—Continued</b>						
<b>Saint Elizabeths Hospital—Continued</b>						
Transferred from:						
Printing and binding, Federal Security Agency					\$983	\$4,472.65
Traveling expenses, Federal Security Agency						406.24
Total, Saint Elizabeths Hospital	\$2,592,000	\$5,442,665	\$2,905,500.00	\$3,400,000	3,911,983	2,432,947.69
<b>Social Security Board:</b>						
Grants to States for old-age assistance, aid to dependent children, and aid to the blind	484,000,000	431,000,000	409,800,000.00	484,000,000	431,000,000	401,399,740.02
Salaries, Bureau of Public Assistance	982,000	815,000	950,000.00	980,000	910,000	829,235.19
Grants to States for unemployment compensation administration	48,045,000	57,042,000	29,996,000.00	48,000,000	57,000,000	34,419,248.88
Salaries, Bureau of Employment Security	1,049,800	642,474	750,000.00	1,038,200	729,000	699,804.50
Salaries, Bureau of Old-Age and Survivors Insurance	21,039,000	17,516,625	17,610,900.00	21,000,000	17,500,000	17,110,844.59
Salaries, Office of Social Security Board	3,588,000	2,978,000	3,400,000.00	3,500,000	2,900,000	3,161,842.63
Miscellaneous expenses, Social Security Board	3,028,000	2,867,500	2,735,000.00	3,000,000	2,850,000	2,506,084.03
Transferred from:						
Printing and binding, Federal Security Agency				661,000	629,000	470,434.88
Traveling expenses, Federal Security Agency				880,000	811,000	716,370.81
Working fund						* 539,045.76
Working fund, special fund						* 7,000.00
Total, Social Security Board	561,731,800	512,861,599	465,241,900.00	563,659,200	514,320,000	460,767,619.77
<b>Office of Vocational Rehabilitation:</b>						
Payments to States, Vocational Rehabilitation Act, as amended	11,747,800	8,258,900	8,000,000.00	11,000,000	8,000,000	7,154,648.07
General administrative expenses, Office of Vocational Rehabilitation	644,300	427,988	400,000.00	624,000	417,000	339,877.84
Transferred from:						
Printing and binding, Federal Security Agency				31,000	17,000	3,781.89
Traveling expenses, Federal Security Agency				64,000	61,000	44,573.98
Total, Office of Vocational Rehabilitation	12,392,100	8,686,888	8,400,000.00	11,719,000	8,495,000	7,542,881.78
<b>Office of the Administrator:</b>						
Salaries:						
Office of the Administrator	221,000	174,000	181,291.00	215,000	174,000	164,129.33
Division of Personnel Management	126,000	95,000	131,000.00	122,000	96,000	120,866.50
Division of Service Operations	299,000	220,000	295,000.00	281,000	223,000	261,955.96
Office of General Counsel	638,000	544,000	574,000.00	621,000	549,000	551,898.81
Miscellaneous expenses	77,400	69,000	68,696.00	64,000	74,000	66,207.53
Traveling expenses	2,831,000	2,168,550	1,756,300.00	27,000	28,700	30,478.87
Printing and binding	1,153,000	891,400	944,000.00	9,670	74,000	9,901.92
Penalty mail costs	441,000	470,934	462,500.00	455,000	390,000	176,502.45
National Youth Administration:						
Expenses of liquidation, Federal Security Agency			( <sup>b</sup> )			58,524.26
Expenses of liquidation, War Manpower Commission						5,116.55
Youth work and student aid						46,626.77
Salaries and expenses						1,379.94
Total, National Youth Administration						111,647.52
Working fund					5,000	* 5,916.82
Salaries and expenses, Office of Community War Services		450,000	1,500,000.00	95,000	499,000	1,364,566.30
Temporary aid to enemy aliens and other restricted persons		61,000	50,000.00		820,000	202,275.65
Transferred from:						
Community facilities, defense public works, Federal Works Agency						8,333.33
Salaries and expenses, Office for Emergency Management						* 402.20
Salaries and expenses, national defense, Office of Education						* 5.85
Defense aid (lend-lease), allotment						10,263.44
Emergency fund for the President, national defense, allotment				280,000	1,400,000	1,448,623.79
Total, Office of the Administrator	5,776,400	5,143,884	5,962,787.00	2,169,670	4,332,700	4,521,326.53
<b>Miscellaneous:</b>						
Claims, judgments, and private relief acts			28,254.16			15,399.16
Increase of compensation						* 8.83
Total, miscellaneous			28,254.16			15,399.33
Total, Federal Security Agency	724,029,700	702,064,884	658,032,542.16	719,001,370	691,489,683	677,978,140.72

\* Excess of credits, deduct.

<sup>b</sup> Excludes reappropriation shown in table 6.

TABLE 5—Continued

## APPROPRIATIONS AND EXPENDITURES OF GENERAL AND SPECIAL ACCOUNTS—Continued

By organization unit and appropriation title

[For the fiscal years 1947, 1946, and 1945]

Organization unit and appropriation title <sup>1</sup>	APPROPRIATIONS			EXPENDITURES		
	Recommended, 1947	Actual, 1946	Actual, 1945	Estimated, 1947	Estimated, 1946	Actual, 1945
<b>FEDERAL WORKS AGENCY</b>						
<b>Office of the Administrator:</b>						
Salaries and expenses.....	\$360,000	\$271,651	\$331,752.00	\$356,000	\$314,000	\$316,508.98
Public Works Administration (see also table 6):						
Administrative expenses, Public Works Administration.....						• 58.32
Liquidation of Public Works Administration.....		(b)	(b)	7,100,000	12,178,000	4,619,075.85
Public Works Administration, act of 1938, allotment.....		(b)	(b)			• 4.66
Public Works Administration, act of 1938, grants.....						• 393.14
Special deposit accounts, revolving fund.....					105,000	104,940.00
Work Projects Administration:						
Expenses of liquidation.....					9,000	10,322.23
Emergency relief liquidation of Federal construction projects						1,836.51
Transferred from: <i>Development of landing areas for national</i>						
<i>defense, Office of Administrator of Civil Aeronautics</i> .....						5,313.36
Emergency relief, Work Projects Administration.....						• 1,356,587.97
Working fund, Golden Gate International Exposition Com-						
mission, Emergency Relief, Federal theater projects						256.50
receipts.....						• 395.48
Working fund, revolving fund.....					6,000	• 395.48
Working fund.....					21,000	23,503.66
Administrative expenses, work relief in Puerto Rico and the						
Virgin Islands.....					500	184.38
Work relief in Puerto Rico and the Virgin Islands, Federal						
construction projects.....						89.65
Work relief in Puerto Rico and the Virgin Islands.....					11,000	22,314.63
Penalty mail costs.....	29,000	25,747	30,525.00	28,500	30,000	10,595.73
Working fund, administrative office.....					8,500	12,000.00
Total, Office of the Administrator.....	389,000	297,418	362,277.00	7,484,500	12,683,000	3,769,501.91
<b>Public Buildings Administration:</b>						
General administrative expenses.....	1,677,000	1,335,710	1,350,000.00	1,677,000	1,300,000	1,319,926.14
Repair, preservation, and equipment, public buildings outside						
the District of Columbia.....	10,000,000	6,000,000	2,500,000.00	9,000,000	6,000,000	2,251,543.10
Salaries and expenses, public buildings and grounds in the Dis-						
trict of Columbia and adjacent area.....	28,463,000	25,495,000	29,769,800.00	27,400,000	25,400,000	30,122,493.55
Salaries and expenses, public buildings and grounds outside the						
District of Columbia.....	15,816,000	11,500,000	10,971,000.00	14,900,000	11,300,000	10,082,144.66
Working capital fund.....		50,000		• 5,000	• 35,000	
Operating force for public buildings.....						• 56.27
Federal office building, Nashville, Tenn.....		5,575,000		4,000,000		
Furniture and repairs of same for public buildings.....						638.91
Operating supplies for public buildings.....						1.83
Rented buildings, repairs, alterations, maintenance and operation						6,367.82
Acquisition of site and building, Baltimore Parcel Post Station,			830,000.00		136,000	693,652.45
Baltimore, Md.....						5,792.10
Salem, N. J., post office.....						147,325.74
<i>Emergency fund for the President, national defense, allotment</i>				37,000	170,000	
Outside professional services.....					3,000	807.62
<i>Emergency safeguarding of public buildings and property (national</i>						
<i>defense)</i> .....				204,000	600,000	695,522.47
Advance studies for Federal building construction.....				32,000	60,000	82,978.15
<b>Public buildings, construction and rent:</b>						
Emergency repairs to public buildings and mechanical						
equipment: Act Aug. 25, 1937.....						20,596.53
Emergency construction of public buildings:						
Act June 19, 1934.....					3,000	17,187.35
Act Aug. 12, 1935.....					3,000	515.57
Act June 22, 1936.....				30,000	100,000	2,164.46
National Industrial Recovery, Public Works Administration,					22,000	15,007.53
allotment.....						
Working fund, Public Buildings Administration.....				3,225,000	6,300,000	7,160,765.21
Construction services, Public Buildings Administration.....				• 25,000	• 28,500	89,279.70
Public Buildings, District of Columbia:						
Site for and construction of general office buildings in or near						
District of Columbia.....				763,000	1,500,000	1,011,015.82

• Excess of credits, deduct.

• Excludes reappropriations shown in table 6.

• Appropriation titles in italics are classified as "national defense."

TABLE 5—Continued  
 APPROPRIATIONS AND EXPENDITURES OF GENERAL AND SPECIAL ACCOUNTS—Continued

Organization unit and appropriation title	APPROPRIATIONS			EXPENDITURES		
	Recommended, 1947	Actual, 1946	Actual, 1945	Estimated, 1947	Estimated, 1946	Actual, 1945
<b>FEDERAL WORKS AGENCY—Continued</b>						
<b>Public Buildings Administration—Continued</b>						
<b>Public Buildings, District of Columbia—Continued</b>						
War Department buildings					\$197,000	\$28,369.87
West Central Heating Plant				\$3,000,000	2,000,000	1,354.04
General Accounting Office Building					109,000	* 3,895.09
Annex buildings, Government Printing Office						9,888.78
Federal office buildings Nos. 2 and 3				7,000	250,000	10,090.25
Social Security Board and Railroad Retirement Board buildings					4,000	800.00
Construction of temporary office buildings					50,000	6,142.31
Additional facilities, National Bureau of Standards						3,801.10
National Industrial Recovery, New Interior Building					3,500	
Construction of public buildings, act Aug. 25, 1937				1,000,000	1,500,000	591,127.15
Transferred from:						
Building for storeroom, etc. Saint Elizabeths Hospital, Federal Security Agency					92,000	70.54
Construction fund, United States Maritime Commission, revolving fund						* 3.15
Construction of hangars, Washington National Airport, Civil Aeronautics					1,000	
Coast Guard Air Station, San Francisco, Calif						* 7.80
Materials, testing laboratory and equipment, National Bureau of Standards					500	13,362.51
National Industrial Recovery, Public Works Administration, Office of Administrator of Civil Aeronautics					900	132.89
Pay of personnel and maintenance of hospitals, Public Health Service					39,000	4,163.09
Public Works Administration, Act of 1938, Civil Aeronautics					1,000	2,637.20
Salaries and expenses, Veterans Administration				636,000	1,015,000	
Surplus Property Administration, sale or disposition of surplus real estate				2,500,000	1,000,000	
<b>Total, Public Buildings Administration</b>	<b>\$55,956,000</b>	<b>\$49,955,710</b>	<b>\$45,420,800.00</b>	<b>68,381,000</b>	<b>59,096,400</b>	<b>54,393,703.53</b>
<b>Public Roads Administration:</b>						
Federal-aid highway system	55,000,000	25,000,000	40,000,000.00	57,000,000	50,700,000	25,242,427.38
Federal-aid secondary or feeder roads	23,000,000	3,000,000	3,000,000.00	18,000,000	11,000,000	3,547,037.95
Flight strips (national defense)					1,035,000	658,719.91
Elimination of grade crossings	30,000,000	6,000,000		30,000,000	12,000,000	4,521,939.19
Federal-aid postwar highways	175,000,000	25,000,000		150,000,000	50,000,000	
Strategic highway network (national defense)	10,515,637	10,000,000	18,000,000.00	9,500,000	15,700,000	9,786,673.92
Access roads (national defense)	7,323,155	35,000,000	55,000,000.00	17,900,000	35,000,000	44,830,263.91
Surreys and plans (national defense)		3,000,000	4,000,000.00	3,000,000	6,200,000	604,803.12
Inter-American Highway	5,000,000	1,000,000	2,000,000.00	6,000,000	4,000,000	2,809,070.07
Inter-American Highway (Costa Rica)					1,600,000	4,897,453.95
Mount Vernon Memorial Highway					65,000	
Public lands highways					293,000	61,594.37
Emergency fund for the President, national defense, allotment					3,100,000	596,407.13
Defense aid, services and expenses, allotment					109,000	33,369.39
Public Works Administration, allotment					405,000	7,774.74
Highway grade-crossing elimination, etc., emergency relief, act Apr. 8, 1935					2,878,000	241,563.28
Highway funds, emergency expenditures (N. I. R.), act Apr. 8, 1935					61,000	17,331.56
National Industrial Recovery, Public Works Administration emergency expenditures, allotment					2,720,000	140,422.60
Payment of claims, sec. 10, Defense Highway Act of 1941, as amended			699,477.04		212,000	587,927.12
Highway funds, emergency expenditures (N. I. R.), act of June 16, 1933					59,000	1,538.70
Working fund, defense aid						11,507.75
Working fund					4,658,000	4,478,595.14
Working fund, Agriculture, forest roads and trails, forest highways					3,493,000	* 335,159.95
Working fund, Interior, National Parks, roads and trails, emergency construction					2,900	3,544.66
Working fund, War, national defense					500	14.70
Special account: Working fund					46,000	* 46,065.43
<b>Total, Public Roads Administration</b>	<b>305,838,792</b>	<b>108,000,000</b>	<b>122,690,477.04</b>	<b>291,400,000</b>	<b>205,337,400</b>	<b>102,698,735.16</b>

\* Excess of credits, deduct.

TABLE 5—Continued

## APPROPRIATIONS AND EXPENDITURES OF GENERAL AND SPECIAL ACCOUNTS—Continued

Organization unit and appropriation title	APPROPRIATIONS			EXPENDITURES		
	Recommended, 1947	Actual, 1946	Actual, 1945	Estimated, 1947	Estimated, 1946	Actual, 1945
<b>FEDERAL WORKS AGENCY—Continued</b>						
<b>Bureau of Community Facilities:</b>						
<i>Community facilities, defense public works</i> .....		\$20,000,000	\$32,000,000.00	\$19,000,000	\$70,000,000	\$119,413,085.35
Public works advance planning.....		30,000,000			30,000,000	
Virgin Islands public works.....	\$2,000,000	1,366,210		1,800,000	150,000	
<i>Special account: War public works (community facilities)</i> .....				800,000	• 300,000	• 160,742.52
Total, Bureau of Community Facilities.....	2,000,000	51,366,210	32,000,000.00	21,600,000	99,850,000	119,252,342.83
<b>Miscellaneous:</b>						
Claims, judgments, and private relief acts.....			140,261.68			154,880.70
Increase of compensation, Office of Superintendent, State, War, and Navy Department Building.....						• 67.00
Salaries, Office of Superintendent, State, War, and Navy Department Building.....						• 33.00
Total, miscellaneous.....			140,261.68			154,780.70
Total, Federal Works Agency.....	364,183,792	209,619,338	200,622,815.72	358,865,500	376,966,800	280,269,064.13

• Excess of credits, deduct.

TABLE 5—Continued  
 APPROPRIATIONS AND EXPENDITURES OF GENERAL AND SPECIAL ACCOUNTS—Continued

*By organization unit and appropriation title*

[For the fiscal years 1947, 1946, and 1945]

Organization unit and appropriation title <sup>1</sup>	APPROPRIATIONS			EXPENDITURES		
	Recommended, 1947	Actual, 1946	Actual, 1945	Estimated, 1947	Estimated, 1946	Actual, 1945
<b>NATIONAL HOUSING AGENCY</b>						
<b>National Housing Agency: <sup>2</sup></b>						
<i>National defense</i> .....			<sup>b</sup> \$99,373,000.00	\$16,185,000	\$59,720,000	\$104,933,477.43
General public works.....		\$191,500,000		90,000,000	100,000,000	
Other.....	<sup>b</sup> \$12,600,000	<sup>b</sup> 7,600,000	<sup>b</sup> 19,430,614.94	16,135,000	10,090,000	13,316,232.68
Total, National Housing Agency.....	12,600,000	199,500,000	118,803,614.94	122,320,000	169,810,000	118,249,710.11

<sup>b</sup> Excludes reappropriations shown in table 6.

<sup>1</sup> Appropriation titles in italics are classified as "national defense."

<sup>2</sup> The Government Corporation Control Act, Public Law 248, approved Dec. 6, 1945, requires each wholly owned Government corporation to submit annually to the President for transmittal to the Congress a budget program or plan of operations. Because of the lateness of the passage of the act, the 1947 budget programs of the corporations will be submitted to the Congress in the spring of 1946 as a supplement to the regular Budget. The amounts shown for 1947 are tentative.

TABLE 5—Continued  
 APPROPRIATIONS AND EXPENDITURES OF GENERAL AND SPECIAL ACCOUNTS—Continued

By organization unit and appropriation title

[For the fiscal years 1947, 1946, and 1945]

Organization unit and appropriation title <sup>1</sup>	APPROPRIATIONS			EXPENDITURES		
	Recommended, 1947	Actual, 1946	Actual, 1945	Estimated, 1947	Estimated, 1946	Actual, 1945
<b>DEPARTMENT OF AGRICULTURE</b>						
<b>Office of the Secretary:</b>						
Salaries and expenses.....	\$1,838,500	\$1,450,000	\$1,700,000.00	\$1,900,000	\$1,525,000	\$1,763,834.02
Salaries.....						* 334.60
Miscellaneous expenses.....						970.32
Working capital fund.....						* 54,250.72
Penalty mail costs.....	3,186,000	3,238,740	3,161,650.00	3,245,000	3,928,000	1,403,825.89
Foreign service pay adjustment.....						93.82
Total, Office of the Secretary.....	5,024,500	4,688,740	4,861,650.00	5,145,000	5,453,000	3,114,138.53
<b>Office of the Solicitor:</b>						
Salaries and expenses.....	2,264,000	1,860,000	1,930,632.00	2,300,000	2,050,000	1,960,320.43
Working fund.....						* 11,191.96
Total, Office of the Solicitor.....	2,264,000	1,860,000	1,930,632.00	2,300,000	2,050,000	1,949,128.47
<b>Office of Information:</b>						
Salaries and expenses.....	578,500	453,000	514,002.00	610,000	650,000	744,262.27
Printing and binding.....	1,145,000	1,000,000	1,100,000.00	1,305,000	1,500,000	1,179,987.26
Reproduction of 1942 Yearbook of Agriculture.....					15,500	162,455.00
Total, Office of Information.....	1,723,500	1,453,000	1,614,002.00	1,915,000	2,165,500	2,086,704.53
<b>Library:</b>						
Salaries and expenses.....	552,000	467,900	550,171.00	535,000	470,000	521,172.90
Working fund.....						77.77
Total, Library.....	552,000	467,900	550,171.00	535,000	470,000	521,250.67
<b>Bureau of Agricultural Economics:</b>						
Salaries and expenses.....	4,553,000	3,630,000	4,110,236.00	4,550,000	3,850,000	4,113,517.75
Working fund.....						61,834.94
Working fund, Emergency Management.....						1,258.82
Total, Bureau of Agricultural Economics.....	4,553,000	3,630,000	4,110,236.00	4,550,000	3,850,000	4,176,611.51
<b>Office of Foreign Agricultural Relations:</b>						
Salaries and expenses.....	650,000	500,000	481,505.00	625,000	510,000	441,349.51
Working fund.....						4,532.51
Working fund, Emergency Management.....						8,820.06
Total, Office of Foreign Agricultural Relations.....	650,000	500,000	481,505.00	625,000	510,000	454,702.08
<b>Extension Service:</b>						
Payment to States, Hawaii, Alaska, and Puerto Rico for cooperative agricultural extension work.....	22,698,950	18,698,950	14,198,950.00	22,478,950	18,538,950	14,015,166.76
Salaries and expenses: Administration and coordination of extension work.....	776,900	697,900	785,843.00	750,000	665,000	718,726.61
Working fund, Agricultural Adjustment Administration.....						260.00
Permanent appropriation:						
Cooperative agricultural extension work.....	4,704,710	4,704,710	4,704,710.00	4,704,710	4,704,710	4,700,439.05
Working fund.....						338.81
Total, Extension Service.....	28,180,560	24,101,560	19,689,503.00	27,933,660	23,908,660	19,434,931.23
<b>Agricultural Research Administration:</b>						
Office of Administrator: Salaries and expenses.....	460,500	285,200	136,656.00	450,000	275,000	116,535.13
Beltsville Research Center.....			130,760.00		11,000	120,989.08
Special research fund.....	1,193,000	1,088,000	1,226,364.00	1,160,000	1,075,000	1,151,815.20
<b>Office of Experiment Stations:</b>						
Payments to States, Hawaii, Alaska, and Puerto Rico, agricultural experiment stations.....	7,552,500	7,206,208	7,001,208.00	7,552,000	7,190,000	6,972,335.62
Salaries and expenses.....	343,200	252,975	283,243.00	300,000	260,000	261,316.89
Total, Office of Experiment Stations.....	7,895,700	7,459,183	7,284,451.00	7,852,000	7,450,000	7,233,652.51

\* Excess of credits, deduct.

<sup>1</sup> Appropriation titles in italics are classified as "national defense."

TABLE 5—Continued  
 APPROPRIATIONS AND EXPENDITURES OF GENERAL AND SPECIAL ACCOUNTS—Continued

Organization unit and appropriation title	APPROPRIATIONS			EXPENDITURES		
	Recommended, 1947	Actual, 1946	Actual, 1945	Estimated, 1947	Estimated, 1946	Actual, 1945
<b>DEPARTMENT OF AGRICULTURE—Continued</b>						
<b>Agricultural Research Administration—Continued</b>						
Bureau of Animal Industry:						
Salaries and expenses.....	\$19,224,000	<sup>a</sup> \$15,639,900	<sup>a</sup> \$18,041,972.00	\$9,950,000	\$9,400,000	\$8,427,712.86
Marketing agreements, hog cholera virus and serum.....				37,400	38,000	33,480.05
Eradication of foot-and-mouth and other contagious diseases of animals.....	(b)	(b)	(b)			<sup>a</sup> 775.29
Total, Bureau of Animal Industry.....	19,224,000	15,639,900	18,041,972.00	9,987,400	9,438,000	8,460,417.62
Bureau of Dairy Industry: Salaries and expenses.....	1,011,000	742,300	812,958.00	900,000	755,000	777,351.04
Bureau of Plant Industry, Soils, and Agricultural Engineering:						
Salaries and expenses.....	7,047,700	5,193,900	5,699,032.00	6,800,000	4,800,000	5,309,449.64
Rubber investigations.....					13,200	11,145.26
Total, Bureau of Plant Industry, Soils, and Agricultural Engineering.....	7,047,700	5,193,900	5,699,032.00	6,800,000	4,813,200	5,320,594.87
Bureau of Entomology and Plant Quarantine:						
Salaries and expenses.....	6,701,000	5,627,700	5,842,205.00	6,300,000	5,500,000	5,526,103.90
Working fund, Emergency Management.....						691.87
Total, Bureau of Entomology and Plant Quarantine.....	6,701,000	5,627,700	5,842,205.00	6,300,000	5,500,000	5,527,095.77
Control of emergency outbreaks of insect pests and plant diseases.....	2,800,000	2,700,000	3,780,050.00	1,400,000	2,600,000	2,806,703.50
Bureau of Agricultural and Industrial Chemistry:						
Salaries and expenses.....	5,166,000	4,475,000	4,752,361.00	5,050,000	4,650,000	4,274,264.50
Transferred from: Synthetic liquid fuels, Bureau of Mines.....				94,000	205,000	18,722.60
Total, Bureau of Agricultural and Industrial Chemistry.....	5,166,000	4,475,000	4,752,361.00	5,144,000	4,855,000	4,292,987.10
Bureau of Human Nutrition and Home Economics: Salaries and expenses.....	917,000	850,000	806,630.00	900,000	870,000	643,052.05
Miscellaneous:						
Working fund.....				65,000	340,000	<sup>a</sup> 112,707.62
Emergency dehydration investigations.....						12.23
Transferred from: Removal and reestablishment of Arlington Farm, Va.....						1,353.69
Total, miscellaneous.....				65,000	340,000	<sup>a</sup> 111,341.70
Total, Agricultural Research Administration.....	52,415,900	44,061,183	48,513,439.00	41,018,400	37,982,200	36,399,852.17
White pine blister rust control.....	7,000,000	2,923,867	2,264,026.00	5,800,000	2,550,000	2,095,380.04
<b>Forest Service:</b>						
Salaries and expenses.....	25,788,000	20,333,000	23,278,794.00	25,000,000	20,400,000	22,254,345.21
Forest-fire cooperation.....	8,300,000	7,300,000	6,300,000.00	8,000,000	7,000,000	6,487,709.22
Farm and other private forestry cooperation.....	771,500	732,500	781,466.00	735,000	690,000	692,925.73
Forest-fire control.....						8,776.79
Acquisition of lands from forest receipts (receipt limitation).....	392,000			200,000		
Acquisitions of lands for national forests.....				1,800,000	6,000	62,404.73
Acquisition of lands for protection of watersheds of navigable streams.....	3,000,000		75,000.00			5,140.53
New England hurricane damage.....						1.65
Emergency relief, Federal construction projects, transfer from W. P. A.....						<sup>a</sup> 36.74
Working fund.....				63,800	832,000	1,027,279.31
Working fund, Emergency Management.....						2,761.80
Transferred from: Salaries and expenses, Office for Emergency Management.....						20.58
Permanent appropriations:						
Payments to States and Territories from the national forests fund (special account).....	3,900,000	4,001,000	4,005,437.97	3,900,000	4,001,000	4,138,652.60
Payment to school funds, Arizona and New Mexico, national forests fund (indefinite).....	40,000	40,000	38,476.35	40,000	40,000	38,476.35

<sup>a</sup> Excess of credits, deduct.

<sup>b</sup> Excludes reappropriations shown in table 6.

TABLE 5—Continued

## APPROPRIATIONS AND EXPENDITURES OF GENERAL AND SPECIAL ACCOUNTS—Continued

Organization unit and appropriation title	APPROPRIATIONS			EXPENDITURES		
	Recommended, 1947	Actual, 1946	Actual, 1945	Estimated, 1947	Estimated, 1946	Actual, 1945
<b>DEPARTMENT OF AGRICULTURE—Continued</b>						
<b>Forest Service—Continued</b>						
Permanent appropriations—Continued						
Roads and trails for States, national forests fund (special account).....	\$1,560,000	\$1,600,000	\$1,602,175.18	\$1,500,000	\$1,500,000	\$1,116,127.08
Total, Forest Service.....	43,751,500	34,006,500	36,081,349.50	41,238,800	34,469,000	35,834,584.93
<b>Forest roads and trails</b> .....	36,214,222	9,918,778	4,161,496.00	32,500,000	8,500,000	6,214,430.33
<b>Emergency rubber project</b> .....		( <sup>b</sup> )	( <sup>b</sup> )	965,000	4,276,000	4,756,038.10
<b>Soil Conservation Service:</b>						
Salaries and expenses.....	38,078,000	29,754,300	29,637,248.00	37,500,000	30,300,000	27,588,828.22
Transferred from:						
Special and technical investigations, International Joint Commission, United States and Great Britain.....				1,850	2,100	1,111.01
Public Works Administration, allotment to Interior, Soil Conservation Service.....						1.24
Work Projects Administration, emergency relief, Federal construction projects.....						87.05
Working fund.....				4,927	* 3,675	4,391.10
Total, Soil Conservation Service.....	38,078,000	29,754,300	29,637,248.00	37,506,777	30,298,425	27,594,418.62
<b>Land utilization and retirement of submarginal land</b> .....	1,453,000	1,087,300	1,250,000.00	1,420,000	1,090,000	1,212,627.94
Permanent appropriations, special accounts:						
Payments to counties from submarginal land program.....	145,000	140,000	239,937.39	145,000	268,000	115,827.95
Excess payments, submarginal land program.....			544.18		138	406.68
<b>Water conservation and utilization projects</b> .....	700,000	1,165,066		1,050,000	950,000	541,186.79
<b>Production and Marketing Administration:</b>						
Conservation and use of agricultural land resources.....	270,000,000	* 342,658,000	302,500,000.00	252,450,000	305,250,000	254,561,610.86
Parity payments.....					1,800	229,700.17
Administrative expenses, sec. 392, Agricultural Adjustment Act of 1938.....				10,000,000	10,540,000	10,461,952.72
Local administration, sec. 388, Agricultural Adjustment Act of 1938.....				25,000,000	26,400,000	28,070,915.67
Salaries and expenses, Agricultural Adjustment Administration, sec. 12 (a), Act May 12, 1933.....				8,400	8,400	5,421.20
Administration of Price Adjustment Act of 1938.....					17,500	1,034.28
Payments for agricultural adjustment.....					12,000	* 552.94
Exportation and domestic consumption of agricultural commodities (Cotton Price Adjustment).....						* 1,648.02
Permanent appropriation: Advances by Secretary of the Treasury under sec. 12 (b), act May 12, 1933.....						* 14,691.38
Elimination of diseased cattle.....						* 1,052.26
General expenses, Agricultural Adjustment Administration.....						1,302.36
Retirement of cotton pool participation trust certificates.....						* 6.32
Allotments from N. I. R., emergency expenditures.....						* 665.24
Administration of the Sugar Act of 1937.....	* 55,000,000	48,446,000	52,510,203.00	53,150,000	47,150,000	42,738,076.50
Federal Crop Insurance Act <sup>2</sup> .....	7,880,000	* 7,984,900	( <sup>b</sup> )	5,000,000	4,900,000	577,291.12
Permanent appropriation: Exportation and domestic consumption of agricultural commodities, sec. 32, act of Aug. 24, 1935..	* 118,000,000	114,274,626	119,307,107.95	198,000,000	110,000,000	70,099,466.50
Salaries and expenses, marketing services.....	9,487,100	6,552,400	7,233,576.00	18,000,000	16,000,000	15,427,488.98
Transferred from:						
Quartermaster Service, Army.....				6,000	6,500	4,850.97
Supplies and transportation, Army.....						90.73
Salaries and expenses, War Food Administration.....		14,986,472	30,700,000.00	1,000,000	6,700,000	16,465,750.40
Emergency fund for the President, national defense, allotment to Agriculture, War Food Administration.....						* 149,251.09
Agricultural production, distribution, and related activities.....						3,626.73
Transferred from: Salaries and expenses, Office for Emergency Management.....						17.75
Supply and distribution of farm labor.....		25,000,000	20,000,000.00	7,125,000	21,775,000	30,144,832.99

\* Excess of credits, deduct.

<sup>b</sup> Excludes reappropriations shown in table 6.

<sup>2</sup> The Government Corporation Act, Public Law 248, approved Dec. 6, 1945, requires each wholly owned Government corporation to submit annually to the President for transmittal to Congress a budget program or plan of operation. Because of the lateness of the passage of the act, the 1947 budget programs of the corporations will be submitted to the Congress in the spring of 1946 as a supplement to the regular Budget. The amounts shown for 1947 are tentative.



TABLE 5—Continued  
 APPROPRIATIONS AND EXPENDITURES OF GENERAL AND SPECIAL ACCOUNTS—Continued

Organization unit and appropriation title	APPROPRIATIONS			EXPENDITURES		
	Recommended, 1947	Actual, 1946	Actual, 1945	Estimated, 1947	Estimated, 1946	Actual, 1945
<b>DEPARTMENT OF AGRICULTURE—Continued</b>						
<b>Production and Marketing Administration—Continued</b>						
Transferred from: <i>Community facilities, defense public works, Federal Works Agency</i> .....				\$2,000	\$15,000	\$22,540.36
<i>Emergency supplies for Territories and Possessions (national defense)</i> .....					1,000,000	* 4,107,570.94
<i>Foreign war relief (national defense), allotment to agriculture</i> .....						1,535,313.24
Transferred from: <i>Salaries and expenses, Foreign Economic Administration (Foreign Food Program)</i> .....					55,000	
Penalty mail costs, Foreign Food Programs.....					100	
Working fund, AAA, Federal Emergency Relief, Surplus relief, N. I. R.....						* 7.50
Working fund, Agricultural Adjustment Administration.....						* 4,704.12
Working fund, <i>Consumers Counsel, Emergency Management</i> .....						450.08
Working fund, marketing services.....						4,627.74
Working fund, Marketing Administration.....						239.59
Working fund, Office of Distribution.....					275,000	* 548,488.17
Working fund, Food Distribution Administration.....					700	107,572.18
Working fund, Food Production Administration.....					150	8,813.20
Total, Production and Marketing Administration.....	\$460,367,100	\$559,902,398	\$532,250,886.95	569,741,400	550,107,150	465,644,348.34
<i>Defense aid (lend-lease)</i> .....				200,000,000	850,000,000	1,173,048,833.70
<i>United Nations Relief and Rehabilitation Administration</i> .....				600,000,000	450,000,000	10,970,327.72
<b>Farm Security Administration:</b>						
Loans, grants, and rural rehabilitation.....	24,000,000	* 22,357,264	26,000,000.00	23,700,000	22,500,000	24,033,337.97
Farm tenancy:						
Salaries and expenses.....	2,804,000	2,500,000	1,500,000.00	2,800,000	2,400,000	1,339,278.54
Administrative expenses.....						397.50
Liquidation and management of resettlement projects.....					1,600	4,918.47
Submarginal land program.....						51.65
Development of water facilities, arid and semiarid areas.....	1,000,000	1,000,000	1,025,000.00	1,000,000	1,100,000	836,586.97
Loans and grants to farmers, flood and windstorm damage.....		(b)	(b)		500,000	577,289.51
Construction, water conservation and utilization projects, allotment to Agriculture, reimbursable.....				250,000	175,000	131,530.76
<i>Emergency fund for the President, defense housing, temporary shelter (national defense) allotment</i> .....					300	22,524.33
National Industrial Recovery, Resettlement Administration, subsistence homesteads.....						* 450.00
Total, Farm Security Administration.....	27,804,000	25,857,264	28,525,000.00	27,750,000	26,676,900	26,945,495.70
<b>Rural Electrification Administration:</b>						
Salaries and expenses.....	5,000,000	* 3,850,000	3,246,000.00	4,900,000	4,100,000	2,758,093.42
Loans and purchase of property.....				3,640,000	0,900,000	8,407,112.11
Working fund.....						9,905.93
Total, Rural Electrification Administration.....	5,000,000	3,850,000	3,246,000.00	8,540,000	14,000,000	11,175,111.46
<b>Farm Credit Administration:</b>						
Salaries and expenses.....	584,000	526,000	626,321.00	5,100,000	4,550,000	4,670,643.68
Farmers' crop production and harvesting loans.....	5,000,000			1,882,000	1,400,000	* 5,920,237.54
Agricultural credits and rehabilitation, emergency relief.....						* 139,873.40
Loans to farmers in drought and storm stricken areas, emergency relief.....						* 317,079.31
Loans and relief in stricken agricultural areas, act of June 19, 1934.....						* 2,315,618.98
Agricultural marketing revolving fund.....				* 95,000	600,000	* 195,914.56
Farmer's seed and feed loans, New Mexico.....						* 1,408.76
Farm Credit Administration, revolving fund.....						* 6,700,000.00
Farmer's seed grain loans.....						* 13,536.38
Loans to farmers in storm and drought-stricken areas, Southeastern States.....						* 3,635.50
Loans to farmers in storm and flood-stricken areas, Southeastern States.....						* 7,349.99
Loans to farmers in storm, flood, and drought-stricken areas.....						* 29,818.44
Federal Farm Mortgage Corporation, capital stock <sup>2</sup> .....				* 30,000,000	* 50,000,000	

\* Excess of credits, deduct.

<sup>b</sup> Excludes reappropriations shown in table 6.

<sup>2</sup> The Government Corporation Control Act, Public Law 248, approved Dec. 6, 1945, requires each wholly owned Government corporation to submit annually to the President for transmittal to the Congress a budget program or plan of operation. Because of the lateness of the passage of the act, the 1947 budget programs of the corporations will be submitted to the Congress in the spring of 1946 as a supplement to the regular Budget. The amounts shown at this time for 1947 are tentative.

TABLE 5—Continued  
 APPROPRIATIONS AND EXPENDITURES OF GENERAL AND SPECIAL ACCOUNTS—Continued

Organization unit and appropriation title	APPROPRIATIONS			EXPENDITURES		
	Recommended, 1947	Actual, 1946	Actual, 1945	Estimated, 1947	Estimated, 1946	Actual, 1945
<b>DEPARTMENT OF AGRICULTURE—Continued</b>						
<b>Farm Credit Administration—Continued</b>						
Special accounts:						
Administrative expenses and refunds.....				\$2,771,700	\$2,960,000	\$2,730,409.34
Emergency crop production loan funds.....						235.64
Supervisory expense funds, Regional Agricultural Credit Corporations.....				34,000	41,700	41,325.00
Special deposit account, Regional Agricultural Credit Corporations, emergency expenditures (R. F. C.).....				° 566,000	° 1,305,700	34,997,529.04
Total, Farm Credit Administration.....	\$5,584,000	\$526,000	\$626,321.00	° 20,873,300	° 41,754,000	26,795,669.84
<b>Miscellaneous:</b>						
Emergency fund for the President, national defense, allotment to Agriculture.....				36,000	70,200	681,400.66
Emergency relief, Agriculture.....						° 26.18
Transferred from:						
Cooperation with the American Republics, Department of State.....				1,000,000	952,000	802,373.95
Flood control, general.....				2,500,000	863,700	122,759.49
Expenses, disposal agencies, Surplus Property Administration.....				800,000	4,800,000	
Emergency conservation fund, War.....						° 194.17
Ordnance service and supplies, Army.....						85.20
Claims, judgments, and private relief acts.....			103,110.10			41,109.74
Working fund, general.....				82,000	302,000	° 298,195.04
Working fund, Emergency Management.....						2,726.37
Total, miscellaneous.....			103,110.10	4,418,000	6,987,900	1,352,040.02
Total, Department of Agriculture.....	721,460,282	749,893,856	720,137,057.12	1,594,223,737	2,014,808,873	1,862,434,047.35

° Excess of credits, deduct.

TABLE 5—Continued  
 APPROPRIATIONS AND EXPENDITURES OF GENERAL AND SPECIAL ACCOUNTS—Continued

By organization unit and appropriation title

[For the fiscal years 1947, 1946, and 1945]

Organization unit and appropriation title <sup>1</sup>	APPROPRIATIONS			EXPENDITURES		
	Recommended, 1947	Actual, 1946	Actual, 1945	Estimated, 1947	Estimated, 1946	Actual, 1945
<b>DEPARTMENT OF COMMERCE</b>						
<b>Office of the Secretary:</b>						
Salaries.....	\$1,110,000	\$718,725	\$620,000.00	\$1,069,000	\$660,000	\$594,805.25
Contingent expenses.....			69,000.00	3,000	45,000	75,586.64
Traveling expenses.....						27,102.89
Printing and binding.....	1,330,000	815,000	515,000.00	1,260,000	886,000	549,431.75
Technical and scientific services.....	4,550,000	300,000		4,200,000	270,000	
<i>Salaries and expenses, National Inventors' Council Service staff (national defense)</i> .....		75,000	125,000.00		64,000	82,802.70
Working capital fund.....			100,000.00			*32,562.93
Penalty mail costs.....	695,000	485,000	286,750.00			122,511.37
<b>Transferred from:</b>						
Cooperation with the American Republics, Department of State.....				2,300	755,000	808,459.29
Golden Gate International Exposition.....						*11.66
Pan American Exposition, Tampa, Fla.....						*37.84
<i>Emergency fund for the President, national defense, allotment</i> .....				18,000	500,000	1,077,424.27
<i>Defense aid, administrative expenses</i> .....						1,323.73
Foreign-service pay adjustment.....					1,000	1,431.83
Working fund.....						81,226.02
<b>Total, Office of the Secretary.....</b>	<b>7,685,000</b>	<b>2,393,725</b>	<b>1,715,750.00</b>	<b>6,552,300</b>	<b>3,181,000</b>	<b>3,389,493.31</b>
<b>Bureau of the Census:</b>						
Salaries and expenses, Social Security Act.....	155,000	145,000	165,000.00	155,000	95,000	108,218.54
Census of business.....	11,940,000			8,500,000		
Census of manufactures.....	5,465,000			3,900,000		
Foreign trade statistics.....			1,200,000.00		48,000	1,119,411.59
Salaries and expenses.....	15,940,000	7,813,000	4,300,000.00	15,500,000	7,500,000	3,775,151.96
Expenses of the sixteenth and other censuses.....						19,622.29
Census of agriculture.....			14,034,000.00	1,000,000	4,200,000	7,524,529.42
Customs statistics.....						24,303.30
Transferred from: Cooperation with the American Republics, Department of State.....				125,000	49,000	*63.75
<i>Working fund, Emergency Management</i> .....						183,165.26
Working fund.....						*449,581.88
<b>Total, Bureau of the Census.....</b>	<b>33,500,000</b>	<b>7,958,000</b>	<b>19,699,000.00</b>	<b>29,180,000</b>	<b>11,892,000</b>	<b>12,304,756.73</b>
<b>Office of Surplus Property:<sup>2</sup></b>						
<i>Federal Property Utilization Program</i> .....						2,465,020.91
<i>Emergency fund for the President, defense allotment</i> .....						17.24
<b>Total, Office of Surplus Property.....</b>						<b>2,465,038.15</b>
<b>Office of Administrator of Civil Aeronautics:</b>						
General administration.....	4,174,000	3,028,000	2,776,718.00	4,500,000	3,500,000	2,699,077.80
Establishment of air-navigation facilities.....	<sup>b</sup> 18,680,000	<sup>b</sup> 12,786,000	<sup>b</sup> 4,067,860.00	21,000,000	16,000,000	6,096,336.47
Maintenance of air-navigation facilities.....	35,886,000	25,040,000	24,559,163.00	36,000,000	25,000,000	24,262,191.63
Air navigation facilities.....						1.00
Civil Aeronautics Authority fund.....						8,599.00
Technical development.....	1,200,000	850,000	722,000.00	1,000,000	800,000	675,025.96
Enforcement of safety regulations.....	6,419,000	3,500,000	3,355,737.00	6,300,000	3,400,000	3,241,009.00
<i>Civilian pilot training (national defense)</i> .....					300,000	2,661,472.87
<i>War training service</i> .....						781.40
Airport advisory service.....	340,000	300,000		370,000	250,000	
Maintenance and operation of aircraft.....	2,053,000	850,000		1,750,000	700,000	
Maintenance and operation, Washington National Airport.....	756,000	582,000	559,000.00	800,000	500,000	515,505.33
<i>Development of landing areas for national defense</i> .....	( <sup>b</sup> )	( <sup>b</sup> )	( <sup>b</sup> )	8,000,000	24,000,000	40,425,871.04
Construction of cafeteria, Washington National Airport.....		156,000		6,000	150,000	
Construction, Washington National Airport.....		3,998,000		900,000	3,000,000	
<i>Expenses of liquidation, war training</i> .....				2,000	25,000	337,151.09
National Industrial Recovery (P. W. A.), allotment.....						363.96
<i>Emergency fund for the President, national defense, allotment</i> .....					5,000	185,476.85
Development of civil landing areas.....				5,500,000	4,000,000	289,898.33

\* Excess of credits, deduct.

<sup>b</sup> Excludes reappropriations shown in table 6.

<sup>1</sup> Appropriation titles in italics are classified as "national defense."

<sup>2</sup> This office was transferred to the Department of Commerce by Executive Order 9541 dated Apr. 19, 1945 and to the Reconstruction Finance Corporation by Executive Order 9643, dated Oct. 19, 1945.

TABLE 5—Continued  
 APPROPRIATIONS AND EXPENDITURES OF GENERAL AND SPECIAL ACCOUNTS—Continued

Organization unit and appropriation title	APPROPRIATIONS			EXPENDITURES		
	Recommended, 1947	Actual, 1946	Actual, 1945	Estimated, 1947	Estimated, 1946	Actual, 1945
<b>DEPARTMENT OF COMMERCE—Continued</b>						
<b>Office of Administrator of Civil Aeronautics—Continued</b>						
Special accounts:						
Transferred from: <i>Operation, maintenance, etc., national defense housing, Federal Public Housing Authority</i> .....						\$3,919.53
Working fund.....				\$3,700,000	\$7,300,000	22,222,460.88
Total, Office of Administrator of Civil Aeronautics.....	\$69,508,000	\$51,090,000	\$36,040,478.00	89,828,000	88,930,000	103,625,142.14
<b>Civil Aeronautics Board:</b>						
Salaries and expenses.....	2,400,000	1,675,000	1,503,423.00	2,310,000	1,735,000	1,376,341.14
Printing and expenses.....	32,000	25,000	21,800.00	32,000	35,000	9,966.44
Total, Civil Aeronautics Board.....	2,432,000	1,700,000	1,525,223.00	2,342,000	1,770,000	1,386,307.58
<b>Coast and Geodetic Survey:</b>						
Aeronautical charts.....			1,150,000.00		406,000	1,137,501.31
Salaries and expenses, departmental.....	3,380,000	2,400,000		3,223,000	2,016,000	
Salaries.....			1,459,000.00			1,407,502.11
Office expenses.....			447,000.00		130,000	500,054.10
Salaries and expenses, field.....	4,775,000	3,180,000		4,058,000	2,671,000	554,555.49
Coastal surveys.....			612,000.00		210,000	
Magnetic and seismological work.....			115,000.00		13,000	115,747.87
Geodetic control surveys.....			470,000.00		15,000	539,196.68
Repairs of vessels.....			100,000.00		26,000	
Pay of officers and men, vessels.....			760,000.00		38,000	839,076.21
Pay and allowances, commissioned officers.....	1,100,000	870,000	820,000.00	1,023,000	731,000	820,522.94
Construction of vessels.....						80,047.59
Transferred from: Cooperation with the American Republics, Department of State.....						1,741.17
Working fund.....				10,000	562,000	542,140.88
Working fund, special fund.....						* 646.24
Total, Coast and Geodetic Survey.....	9,255,000	6,450,000	5,933,000.00	8,314,000	6,818,000	6,537,440.11
<b>Bureau of Foreign and Domestic Commerce:</b>						
Salaries and expenses.....	5,170,000	2,055,000	1,550,000.00	4,868,000	2,052,000	1,460,462.71
Field office service.....	6,500,000	445,000	355,000.00	6,188,000	445,000	318,858.46
<i>Defense aid, administrative expenses</i> .....						30,042.78
Salaries and expenses, Washington commerce services.....						2,216.31
District and cooperative office service, Department of Commerce.....						* 7,116.15
Allowances for quarters, foreign commerce service.....						* 1.00
Domestic commerce, Department of Commerce.....						4,899.84
Customs statistics, Department of Commerce.....						43.50
Office of International Trade Operations <sup>3</sup> .....	2,000,000			2,000,000	2,700,000	
Emergency relief, Commerce, Federal nonconstruction projects, transfer from W. P. A.....						* 17,092.76
Working fund, <i>Emergency Management</i> .....						614.96
Working fund, Treasury, expenses, Emergency Banking, Gold Reserve, and Silver Purchase Acts.....						216.92
Working fund, United States Tariff Commission.....						150.70
Working fund.....					166,000	26,310.70
Total, Bureau of Foreign and Domestic Commerce.....	13,670,000	2,500,000	1,905,000.00	13,056,000	5,363,000	1,819,606.96
<b>Patent Office:</b>						
Salaries.....	4,800,000	4,100,000	4,006,200.00	4,800,000	4,000,000	3,902,716.34
Photolithographing.....	350,000	275,000	305,000.00	345,000	280,000	306,968.51
Miscellaneous expenses.....	77,000	125,000	122,500.00	75,000	75,000	44,326.12
Printing and binding.....	800,000	800,000	750,000.00	800,000	793,000	666,015.10
Total, Patent Office.....	6,027,000	5,300,000	5,183,700.00	6,020,000	5,148,000	4,920,026.07

\* Excess of credits, deduct.

<sup>3</sup> These operations were transferred to the Department of Commerce by Executive Order 9630, dated Sept. 27, 1945. The estimated expenditures shown for 1946 represent expenditures to be made from funds transferred by this Order. Estimates of appropriation for 1947 will be submitted at a later date as an amendment to the Budget. The amounts shown for 1947 are tentative.

TABLE 5—Continued

## APPROPRIATIONS AND EXPENDITURES OF GENERAL AND SPECIAL ACCOUNTS—Continued

Organization unit and appropriation title	APPROPRIATIONS			EXPENDITURES		
	Recommended, 1947	Actual, 1946	Actual, 1945	Estimated, 1947	Estimated, 1946	Actual, 1945
<b>DEPARTMENT OF COMMERCE—Continued</b>						
<b>National Bureau of Standards:</b>						
Operation and administration.....	\$655,000	\$465,000	\$518,000.00	\$649,000	\$467,000	\$498,674.83
Testing, inspection, and information service.....	2,100,000	1,125,000	1,235,000.00	2,070,000	1,128,000	1,213,200.06
Research and development.....	2,400,000	1,325,000	1,145,000.00	2,373,000	1,427,000	1,078,068.85
Standards for commerce.....	259,000	198,000	226,000.00	258,000	198,000	216,356.45
Construction of wind tunnel.....					38,000	10,773.96
Electrical building and equipment.....					3,000	1,290.00
Station for broadcasting standard frequencies.....					1,200	331.51
Materials testing laboratory and equipment.....					6,500	20,712.00
Transferred from:						
Advisory Committee for Aeronautics.....				152,000	154,000	154,137.88
Air Corps, Army, War Department.....				15,000	17,000	27,001.91
Ariation, Navy Department.....				534,000	488,000	399,590.34
Cooperation with the American Republics, Department of State.....						• 177.00
Distinctive paper for United States securities, Treasury Department.....				2,000	1,900	1,916.52
Engineer Service, Army, War Department.....				9,000	219,000	80,711.38
Expediting production of equipment and supplies for national defense, Army, War Department.....				25,000	83,000	231,578.39
Maintenance, National Cancer Institute, Public Health Service, Federal Security Agency.....				2,000	2,000	1,594.40
Medical and hospital department, Army, War Department.....					1,500	8,292.79
Maintenance, Bureau of Ships, Navy Department.....				65,000	74,000	85,116.61
Ordnance and ordnance stores, Navy Department.....				50,000	49,000	21,125.27
Ordnance service and supplies, Army, War Department.....				4,200,000	4,350,000	246,199.34
Quartermaster service, Army, War Department.....				96,000	203,000	78,448.27
Salaries and expenses, Bureau of Engraving and Printing, Treasury Department.....				11,000	11,000	12,274.53
Working fund, Emergency Management.....						6,587.15
Working fund.....				840,000	1,221,000	1,228,526.31
<b>Total, National Bureau of Standards.....</b>	<b>5,414,000</b>	<b>3,113,000</b>	<b>3,124,000.00</b>	<b>11,351,000</b>	<b>10,143,100</b>	<b>5,622,331.75</b>
<b>Weather Bureau:</b>						
Salaries and expenses.....	17,845,000	12,540,000	13,120,000.00	17,650,000	15,300,000	12,486,032.23
Transferred from: Cooperation with the American Republics, Department of State.....						• 33.41
Working fund.....				• 12,000	• 10,000	147,710.92
<b>Total, Weather Bureau.....</b>	<b>17,845,000</b>	<b>12,540,000</b>	<b>13,120,000.00</b>	<b>17,638,000</b>	<b>15,290,000</b>	<b>12,633,709.74</b>
<b>Miscellaneous:</b>						
Claims, judgments, and private relief acts.....			65,060.95			9,262.61
Claims, judgments, and private relief acts (national defense).....			1,416.11			
<b>Total, miscellaneous.....</b>			<b>66,477.06</b>			<b>9,262.61</b>
<b>Total, Department of Commerce.....</b>	<b>165,336,000</b>	<b>93,044,725</b>	<b>88,312,628.06</b>	<b>184,281,300</b>	<b>148,535,100</b>	<b>154,713,115.15</b>

• Excess of credits, deduct.

TABLE 5—Continued  
 APPROPRIATIONS AND EXPENDITURES OF GENERAL AND SPECIAL ACCOUNTS—Continued

By organization unit and appropriation title

[For the fiscal years 1947, 1946, and 1945]

Organization unit and appropriation title <sup>1</sup>	APPROPRIATIONS			EXPENDITURES		
	Recommended, 1947	Actual, 1946	Actual, 1945	Estimated, 1947	Estimated, 1946	Actual, 1945
<b>DEPARTMENT OF THE INTERIOR</b>						
<b>Office of the Secretary:</b>						
Salaries, Office of the Secretary.....	\$1,350,000	\$1,079,740	\$1,222,420.00	\$1,350,000	\$1,077,000	\$1,149,854.82
Salaries, Office of the Solicitor.....	267,000	210,926	224,843.00	267,000	210,000	215,996.43
Salaries, Division of Territories and Island Possessions.....	167,200	118,980	129,662.00	167,200	120,000	116,662.02
Salaries and expenses, Division of Investigations.....						* 26.70
Salaries and expenses, Petroleum Conservation Division.....	247,000	185,512	200,000.00	247,000	185,500	163,872.19
Salaries and expenses, Division of Geography.....	82,000	25,000		82,000	25,000	
Bituminous Coal Division: Administrative expenses.....						* 2,266.51
Soil and moisture conservation operations.....	1,800,000	1,200,000	1,200,000.00	1,800,000	1,351,000	1,148,258.38
Fire protection of forests, forest industries, and strategic facilities (national defense).....			525,000.00		87,000	480,886.37
Payment of awards, war minerals claims.....			54,775.82		54,000	
Protection of mineral resources and facilities, including petroleum (national defense).....						10.07
Contingent expenses, Department of the Interior.....	241,000	208,860	164,000.00	251,000	226,500	156,735.04
Penalty mail costs.....	219,000	315,000	259,000.00	219,000	300,000	129,024.66
Library, Department of the Interior.....			500.00			382.50
Printing and binding, Department of the Interior.....			200,000.00		104,000	208,584.24
Emergency fund for the President, national defense, allotment.....					119,000	114,355.09
Transferred from:						
Cooperation with the American Republics, Department of State.....				308,000	178,500	142,074.00
White Pine Blister Rust Control, Department of Agriculture.....				640,000	270,000	154,452.04
Working fund, Interior, United States Board on Geographical Names.....					30,000	30,422.67
Working fund, Office of the Secretary.....						261,324.49
Working fund, Interior, Office of Land Utilization.....						* 9,342.55
Total, Office of the Secretary.....	4,373,200	3,344,018	4,180,200.82	5,331,200	4,337,500	4,461,259.25
<b>Commission of Fine Arts:</b>						
Expenses.....	11,900	6,880	7,610.00	11,000	6,000	7,479.67
Printing and binding.....			200.00			221.77
Total, Commission of Fine Arts.....	11,900	6,880	7,810.00	11,000	6,000	7,701.44
<b>Bonneville Power Administration:</b>						
Construction, operation, and maintenance, Bonneville Power Transmission System.....	19,701,000			19,000,000	15,740,000	8,783,262.27
<b>United States High Commissioner to Philippine Islands:</b>						
Working fund.....		* 278,900	170,160.00		353,000	92,165.37
<b>Office of Fishery Coordination:</b>						
Salaries and expenses.....		212,500	290,000.00		180,000	253,932.74
<b>Solid Fuels Administration for War:<sup>2</sup></b>						
Salaries and expenses (national defense).....	25,000	3,600,000	4,669,200.00	200,000	3,396,000	3,551,027.28
Emergency fund for the President, national defense, allotment.....						24.55
Total, Solid Fuels Administration for War.....	25,000	3,600,000	4,669,200.00	200,000	3,396,000	3,551,051.83
<b>Southwestern Power Administration:</b>						
Salaries and expenses.....		110,000	140,000.00		118,000	89,104.18
Operation and maintenance.....	323,000			323,000		
National Industrial Recovery, Public Works Administration, allotment to Interior, Southwestern Power Administration.....					109,000	138,820.37
Construction.....	23,000,000			16,000,000		
Public Works Administration, Act of 1938.....					253,000	46,293.85
Permanent appropriation: Continuing fund for emergency expenses (special accounts).....			100,000.00			
Total, Southwestern Power Administration.....	23,323,000	110,000	240,000.00	16,323,000	480,000	274,220.40

\* Excess of credits, deduct.

<sup>b</sup> Excludes reappropriations shown in table 6.

<sup>1</sup> Appropriation titles in italics are classified as "national defense."

<sup>2</sup> Detailed estimates of appropriation for 1947 will be submitted to the Congress in the spring of 1946. The amounts shown for 1947 are tentative.

TABLE 5—Continued  
 APPROPRIATIONS AND EXPENDITURES OF GENERAL AND SPECIAL ACCOUNTS—Continued

Organization unit and appropriation title	APPROPRIATIONS			EXPENDITURES		
	Recommended, 1947	Actual, 1946	Actual, 1945	Estimated, 1947	Estimated, 1946	Actual, 1945
<b>DEPARTMENT OF THE INTERIOR—Continued</b>						
<b>Grazing Service:</b>						
Salaries and expenses.....	\$1,504,000	\$979,470	\$1,047,740.00	\$1,500,000	\$990,000	\$986,378.70
Fire fighting.....	50,000	50,000		50,000	50,000	
Range improvements.....	223,000	105,950	115,000.00	223,000	105,000	106,845.34
Leasing of grazing lands.....	7,500	7,500	8,500.00	7,500	7,000	7,316.74
Working fund.....					196,000	° 27,950.60
Permanent appropriation: Payments to States from receipts under Grazing Act.....	525,000	525,000	500,325.61	525,000	525,000	507,774.82
Working fund, Interior, Grazing Service.....				40,000	6,000	
<b>Total, Grazing Service.....</b>	<b>2,309,500</b>	<b>1,667,920</b>	<b>1,671,565.61</b>	<b>2,345,500</b>	<b>1,879,000</b>	<b>1,580,365.00</b>
<b>War Relocation Authority: 1</b>						
Salaries and expenses.....	125,000	25,000,000	39,000,000.00	1,900,000	25,000,000	37,177,263.28
Emergency fund for the President, national defense, allotment.....						61,994.91
Transferred from: Community facilities, defense public works, Office of Administrator, Federal Works Agency.....						1,925.85
Special account: Expenses of activities.....			94,373.78			
<b>Total, War Relocation Authority.....</b>	<b>125,000</b>	<b>25,000,000</b>	<b>39,094,373.78</b>	<b>1,900,000</b>	<b>25,000,000</b>	<b>37,241,184.04</b>
<b>General Land Office:</b>						
Salaries and expenses.....	1,075,000					
Salaries.....		785,070	870,000.00	1,050,000	780,000	827,561.07
General expenses.....		31,000	20,000.00		30,000	19,282.87
Surveying the public lands.....	750,000	450,000	500,000.00	700,000	450,000	503,098.68
Salaries and expenses, branch of field examination.....	397,500	354,695	370,000.00	390,000	354,000	328,253.90
Salaries and commissions of Registers of Land Offices.....			96,777.14			97,931.15
Salaries and expenses of district land offices.....	293,200	245,000	174,000.00	290,000	245,000	160,956.01
Forest management and protection, public domain, Alaska.....		147,460	33,900.00	45,000	100,000	
Salaries, Offices of Surveyor General.....						° 73.34
Prevention of fire on public domain in Alaska.....					4,000	29,417.00
Payments to States of 5 per centum of proceeds from sales of public lands and materials (receipt limitation).....	2,500	2,500	2,500.00	2,500	2,500	14.37
Revested Oregon & California R. R. and reconveyed Coos Bay Wagon Road grant lands, Oregon (reimbursable).....	317,000	310,000	300,000.00	315,000	310,000	277,630.96
Range improvements outside of grazing districts (receipt limitation).....	50,000	46,430	45,000.00	50,000	46,000	41,652.21
Payments to Oklahoma from royalties, oil and gas, south half of Red River (receipt limitation).....	3,500	3,399	3,582.89	3,500	3,400	3,000.00
Payment to Department of Forestry, Oregon, and others.....			4,852.54			4,852.54
Fire protection and timber management, public domain, continental United States.....		212,000		50,000	160,000	
Protection and management of the timber resources of the public domain.....	426,000			400,000		
Surveys and investigations.....	320,000			300,000		
Working fund.....					25,000	° 217,739.00
<b>Permanent appropriations:</b>						
Payment to counties, Oregon and California land-grant fund.....	800,000	800,000	1,284,563.96	800,000	856,000	881,579.57
Payments to Coos and Douglas Counties, Oreg., in lieu of taxes on Coos Bay Wagon Road grant lands.....	26,000	26,000		26,000	26,000	
Payments to States from receipts under Mineral Leasing Act of Feb. 25, 1920.....	4,500,000	4,500,000	3,735,439.34	4,500,000	3,770,000	4,086,154.65
Payments to States from potash deposits, royalties, and rentals, act of Feb. 7, 1927.....	225,000	225,000	245,485.69	225,000	255,000	220,455.29
Excess payments, Coos Bay Wagon Road grant lands.....	1,000	1,000		1,000	1,000	
Excess payments, Oregon and California grant lands.....	25,000	25,000	20,000.00	25,000	25,000	4,440.49
<b>Total, General Land Office.....</b>	<b>9,211,700</b>	<b>8,164,554</b>	<b>7,706,101.56</b>	<b>9,173,000</b>	<b>7,442,900</b>	<b>7,268,468.42</b>
<b>Bureau of Indian Affairs:</b>						
<b>Salaries and general expenses:</b>						
Salaries.....		691,760	798,175.00	29,000	695,000	761,015.81
General expenses.....		80,900	44,100.00	4,000	82,000	43,210.89
Salaries and expenses.....	1,128,675			990,000		
Salaries and expenses, district offices.....	985,000			960,000		
Salaries and expenses, Reservation Administration.....	3,274,600			3,100,000		
Alaska native service.....	3,264,400			2,900,000		

° Excess of credits, deduct.

1 Detailed estimates of appropriation for 1947 will be submitted to the Congress in the spring of 1946. The amounts shown for 1947 are tentative.

TABLE 5—Continued  
 APPROPRIATIONS AND EXPENDITURES OF GENERAL AND SPECIAL ACCOUNTS—Continued

Organization unit and appropriation title	APPROPRIATIONS			EXPENDITURES		
	Recommended, 1947	Actual, 1946	Actual, 1945	Estimated, 1947	Estimated, 1946	Actual, 1945
<b>DEPARTMENT OF THE INTERIOR—Continued</b>						
<b>Bureau of Indian Affairs—Continued</b>						
Salaries and general expenses—Continued						
Purchase and transportation of Indian supplies.....	\$760,000	\$760,000	\$790,000.00	\$725,000	\$700,000	\$610,857.56
Maintaining law and order on Indian reservations.....		272,600	321,000.00	25,000	286,000	286,594.30
Indian agency buildings.....		200,000	182,000.00	60,000	190,000	169,202.82
Maintenance of buildings.....	838,100			820,000		
Education of Indians.....	9,177,900			8,600,000		
Expenses of organizing Indian corporations, etc.....						187.21
Emergency fund for the President, national defense, allotment.....				2,000	95,000	101,976.74
Transferred from—						
Expenses of Liquidation, Civilian Conservation Corps.....						460.16
Civilian Conservation Corps.....						• 29.35
Emergency Conservation Work, act Feb. 9, 1937.....						• 15.00
Conservation of health:						
Conservation of health among Indians.....	6,769,570	5,085,965	5,734,135.00	5,000,000	5,100,000	5,155,720.54
Welfare of Indians.....	750,000			730,000		
Management Indian Forest and Range resources.....	960,000			930,000		
Administration of Indian forests and range resources.....		566,080	504,000.00	79,000	570,000	480,161.48
Expenses, sale of timber (reimbursable).....		137,800	175,000.00	10,000	150,000	152,412.78
Suppressing forest and range fires on Indian reservations.....	12,000	12,000	12,000.00	5,000	11,000	7,774.72
Agriculture and stock raising among Indians.....	976,000	600,000	681,000.00	880,000	590,000	655,744.13
Industry among Indians.....						14.13
Revolving fund for loans to Indians and Indian corporations.....	1,500,000	250,000		1,500,000	500,000	355,488.04
Suppressing contagious diseases of livestock on Indian reservations.....	(b)	(b)	(b)	11,000	19,000	20,312.16
Acquisition of lands for Indian Tribes.....	1,000,000			500,000	49,000	16,831.42
Redemption of restricted Indian property subject to taxation.....	(b)	(b)	(b)	2,000	1,500	
Lands for Alabama and Conslatta Indians, Texas.....						• 372.00
Special accounts: Acquisition of lands and loans to Indians in Oklahoma, act June 26, 1936.....			7,046.55			
Payment to Indians et al., act of June 11, 1940.....				2,500	8,000	10,688.55
Purchase of improvements on lands, Havasupai Indian reservation, Arizona.....		(b)	11,100.00			
Supervising mining operations on leased Indian lands.....		94,200	85,000.00		94,200	
Development of Indian arts and crafts.....	35,000	31,740	29,000.00	33,000	31,000	20,124.95
Irrigation and drainage, Indian Service.....	1,623,000			1,560,000		
Water supply for Indians in Arizona, New Mexico, and Utah.....		95,000	100,000.00	11,000	97,000	96,941.39
Obtaining employment for Indians.....						• 24.73
Special account: Indian Arts and Crafts Fund.....			89.00	800	1,000	
Irrigation, Indian reservations, miscellaneous projects.....		306,100	346,630.00	41,000	250,000	247,277.40
Gila River Reservation, Arizona (San Carlos project).....		341,500	408,780.00	59,000	330,000	357,383.32
Colorado River Reservation, Arizona.....		86,150	89,600.00	10,000	80,000	55,788.76
Yuma reclamation project, Arizona and California.....		11,500	11,500.00		11,500	23,079.91
Walker River Reservation, Nevada.....				100	1,400	1,746.98
Pala and Rincon Reservation, California.....				500	500	297.57
Southern Ute Reservation, Colorado.....				1,300	7,500	4,416.97
Fort Hall system, Idaho.....		63,770	65,000.00	24,000	60,000	54,379.33
Fort Belknap Reservation, Montana.....		16,500	18,180.00	3,000	17,000	16,306.88
Fort Peck Reservation, Montana.....		15,640	14,640.00	5,000	18,000	10,488.34
Blackfeet irrigation project, Montana.....		25,300	29,655.00	3,500	24,000	24,453.26
Flathead Reservation, Montana.....		250,300	278,850.00	34,600	255,000	238,522.13
Colville Reservation, Washington.....				700	4,500	3,122.58
Crow Reservation, Montana.....		49,000	53,900.00	3,600	50,000	47,771.91
Payments to Tongue River Water Users Association, Montana (reimbursable).....		9,750	9,750.00	300	9,700	9,750.00
Paiute Indian lands, Newlands project, Nevada.....		8,446	8,446.00	1,000	7,000	12,855.58
Maintenance, miscellaneous projects, Navajo Reservation, New Mexico.....				20,000	5,000	1,709.44
Operation and maintenance, Indian lands, Middle Rio Grande Conservancy District, New Mexico.....		5,086	5,086.00	3,000	2,000	1,594.12
Miscellaneous projects, Klamath Reservation, Oregon.....		6,575	7,690.00			6,124.41
Maintenance, irrigation system, Uintah Reservation, Utah.....		62,790	70,750.00	5,000	65,000	73,293.75
Maintenance assessments, Uintah Indian irrigation project, Utah.....		1,000	1,000.00	200	800	801.44
Wapato project, Yakima Reservation, Washington.....		185,100	216,000.00	15,000	189,000	212,522.15
Purchase of water, Yakima Reservation, Washington.....		20,000	20,000.00		20,000	20,000.00
Maintenance of reservoirs, Yakima Reservation, Washington.....		11,000	11,000.00		11,000	11,000.00
Irrigation charges, Wapato project, Washington (receipt limitation).....				36,000	300,000	

• Excess of credits, deduct.

• Excludes reappropriations shown in table 6.



TABLE 5—Continued  
 APPROPRIATIONS AND EXPENDITURES OF GENERAL AND SPECIAL ACCOUNTS—Continued

Organization unit and appropriation title	APPROPRIATIONS			EXPENDITURES		
	Recommended, 1947	Actual, 1946	Actual, 1945	Estimated, 1947	Estimated, 1946	Actual, 1945
<b>DEPARTMENT OF THE INTERIOR—Continued</b>						
<b>Bureau of Indian Affairs—Continued</b>						
Settlement of claims to water rights, Gila River, Arizona (reimbursable).....		\$114,400		\$19,000	\$95,000	
Wind River Reservation and ceded lands, Wyoming.....		52,000	\$56,800.00	9,000	51,000	\$50,636.26
Pyramid Lake Reservation, Nevada.....				200	350	264.75
Western Shoshone Reservation, Nevada.....				2,100		1,644.83
Wapato irrigation and drainage system (reimbursable).....				1,000		
<i>Protection of projects works (national defense)</i> .....			35,000.00		2,000	22,086.72
Construction, irrigation systems (reimbursable).....	\$954,250	566,750	356,250.00	930,000	550,000	391,715.01
Lummi irrigation project, Washington.....				500	1,500	957.85
Indian schools support.....		5,417,190	6,066,940.00	450,000	5,600,000	5,992,317.27
Loans to Indians for education (reimbursable).....		25,000	25,000.00	3,000	23,400	14,078.80
Indian school buildings.....		310,000	320,000.00	130,000	305,000	334,435.59
Indian boarding schools (nonreservation).....		2,325,143	2,675,245.00	300,000	2,400,000	2,479,018.53
Indian schools, Five Civilized Tribes.....		355,000	375,000.00	19,000	350,000	363,785.11
Education of natives of Alaska.....		1,414,910	1,444,250.00	300,000	1,400,000	1,286,976.28
Support and civilization of Indians.....						* 2.80
Education, Sioux Nation.....						* 3.76
Transferred from:						
<i>Salaries and expenses, Office for Emergency Management</i> .....						1,480.00
<i>Salaries and expenses, Office of Inter-American Affairs, Office for Emergency Management</i> .....						3,932.91
Medical relief of natives of Alaska.....		844,150	891,700.00	150,000	860,000	666,207.25
Administration of Indian property.....		2,791,410	3,202,700.00	250,000	2,890,000	3,034,537.84
Support and rehabilitation of needy Indians.....		375,000	500,000.00	50,000	416,000	677,634.70
Reindeer Service, Alaska.....		80,000	85,650.00	15,000	100,000	96,094.76
Payment to Claude R. Whitlock.....			2,382.77		2,300	
Construction, etc., buildings and utilities, Indian Service.....	1,350,000			1,500,000	400,000	59,755.02
Roads, Indian reservations.....	4,700,000	900,000	950,000.00	4,500,000	994,000	1,051,030.94
Highway, Gallup-Shiprock, Navajo Reservation, New Mexico, repairs and maintenance (reimbursable).....	20,000	20,000	20,000.00	21,000	19,000	19,182.48
Expenses of fulfilling Atoka agreement.....		20,000		10,000	10,000	
Fulfilling treaties with Senecas of New York.....	6,000	6,000	6,000.00	6,000	6,000	5,984.96
Fulfilling treaties with Six Nations of New York.....	4,500	4,500	4,500.00	4,400	4,300	6,920.53
Fulfilling treaties with Choctaws, Oklahoma.....	10,520	10,520	10,520.00	10,000	9,500	7,268.85
Fulfilling treaties with Pawnees, Oklahoma.....	30,000	30,000	30,000.00	30,000	30,000	30,000.00
Fulfilling treaties with Sioux of different tribes.....						* 8.85
Payment to Indians of Sioux reservations.....	150,000	150,000	177,550.80	165,000	162,000	155,573.60
Payment of interest on Indian trust funds.....	1,114,000	725,000	725,000.00	1,114,000	725,000	820,087.56
Claims of individual Sioux Indians.....		111,630		50,000	51,000	
Payment to loyal Shawnee Indians, Oklahoma.....				1,000	5,400	
Indian Service supply account.....				40,000	40,000	42,372.65
Public Works Administration, allotments to Interior, Indians.....						* 1,886.37
Payments to Victoria Jessie Lodge Skin, now Standing Bear.....						2,382.77
Working fund, Subsistence Homestead projects.....						* 706.93
<i>Working fund, Emergency Management, coordination between American Republics, War</i> .....						1,876.53
<i>Working fund, Emergency Management, War Relocation Authority, national defense</i> .....						1,368.40
Working fund, Interior, Indians.....					11,000	86,001.06
Claims, judgments, and private relief acts.....						1,593,645.94
<b>Total, Bureau of Indian Affairs.....</b>	<b>41,393,515</b>	<b>27,338,905</b>	<b>29,100,591.12</b>	<b>39,816,300</b>	<b>28,512,350</b>	<b>29,679,511.97</b>
<b>Bureau of Reclamation:</b>						
<b>Reclamation fund—special fund:</b>						
General offices: Salaries and expenses (other than project offices).....	5,500,000	3,500,000	420,000.00	5,680,000	3,180,000	777,697.47
General investigations.....	11,000,000	3,250,000	450,000.00	10,400,000	2,200,000	398,672.50
<b>Construction:</b>						
<b>Projects:</b>						
Gila project, Arizona.....		550,000		50,000	756,000	406,005.26
Colorado-Big Thompson project, Colorado.....		800,000			819,000	154.55
Grand Valley project, Colorado.....						.31
Paonia project, Colorado.....						12,262.52
Pine River project, Colorado.....					8,200	
San Luis project, Colorado.....	1,500,000	1,000,000		1,650,000	650,000	
Boise project, Idaho, Payette Division.....	2,573,000	2,000,000		3,160,000	2,580,000	90,408.08
Boise project, Idaho, Anderson ranch.....	2,847,000	1,925,000		3,225,000	1,731,000	50,154.36

\* Excess of credits, deduct.

TABLE 5—Continued  
 APPROPRIATIONS AND EXPENDITURES OF GENERAL AND SPECIAL ACCOUNTS—Continued

Organization unit and appropriation title	APPROPRIATIONS			EXPENDITURES		
	Recommended, 1947	Actual, 1946	Actual, 1945	Estimated, 1947	Estimated, 1946	Actual, 1945
<b>DEPARTMENT OF THE INTERIOR—Continued</b>						
<b>Bureau of Reclamation—Continued</b>						
<b>Reclamation fund—special fund—Continued</b>						
<b>Construction—Continued</b>						
<b>Projects—Continued</b>						
Boise project, Idaho, drainage.....						\$75.71
Minidoka project, Idaho.....	\$1,000,000	\$720,000		\$1,020,000	\$606,000	4,471.51
Palisades project, Idaho.....	1,500,000	1,450,000	\$250,000.00	1,650,000	1,312,000	27,434.69
Hungry Horse project, Montana.....		200,000		20,000	180,000	
Sun River project, Montana.....	96,000	60,000	110,000.00	95,000	160,000	88,637.65
Carlsbad project, New Mexico.....					53,000	34,096.18
Rio Grande project, New Mexico and Texas.....	831,800	1,240,000		925,000	1,099,400	22,989.17
Tucumcari project, New Mexico.....	1,738,000	2,000,000		1,950,000	1,650,000	2,448.05
Lugert-Altus project, Oklahoma.....	2,080,000	2,020,000		2,250,000	1,670,000	872.75
Deschutes project, Oregon.....	1,300,000	1,450,000	2,250,000.00	1,710,000	2,615,000	1,220,864.36
Klamath project, Oregon and California.....	500,000	1,000,000	400,000.00	950,000	1,275,000	202,724.45
Vale project, Oregon.....		3,000			500	
Owyhee project, Oregon.....		190,000		40,000	211,000	22,061.93
Belle Fourche project, South Dakota.....						.68
Ogden River project, Utah.....	62,000			92,000		.81
Provo River project, Utah.....	3,102,000	2,860,000		3,100,000	2,740,000	361,158.35
Yakima project, Washington, Roza division.....	1,440,600	1,650,000		1,650,000	1,350,000	21,938.09
Kendrick project, Wyoming.....	500,000	500,000		655,000	558,000	28,503.02
Riverton project, Wyoming.....	1,500,000	1,000,000		1,680,000	1,680,000	52,261.54
Shoshone project, Wyoming, Heart Mountain division.....	800,000	1,000,000		1,158,000	942,000	19,237.15
Shoshone project, Wyoming, Power division.....		1,124,000		500,000	624,000	539.06
Shoshone project, Wyoming, Willwood division.....	136,000	23,500		135,000	120,000	11,067.09
Undistributed items.....						463,949.65
<b>Total, projects.....</b>	<b>23,506,400</b>	<b>24,765,500</b>	<b>3,010,000.00</b>	<b>27,665,500</b>	<b>25,392,100</b>	<b>3,144,316.97</b>
<b>Operation and maintenance:</b>						
Parker Dam power project, Arizona-California.....				559,000	410,000	326,440.76
Washington office.....					5,400	77,762.11
Yuma project, Arizona-California.....	97,650	67,500	67,500.00	122,000	90,000	71,930.19
Central Valley project, California.....				562,000	392,000	288,242.54
Colorado-Big Thompson project, Colorado.....				141,000	135,000	87,123.26
Boise project, Idaho.....	142,000	106,000	99,000.00	139,000	104,000	95,138.51
Minidoka project, Idaho.....	45,000	16,500	16,500.00	226,000	68,000	109,300.92
North Platte project, Nebraska-Wyoming.....				110,000	95,000	91,492.05
Rio Grande project, New Mexico-Texas.....			90,000.00	202,000	83,000	121,826.35
Owyhee project, Oregon.....	241,000	200,000	189,000.00	238,000	201,000	207,031.95
Klamath project, Oregon-California.....	172,150	121,000	126,000.00	162,000	116,000	103,193.30
Columbia Basin project, Washington.....				1,195,000	885,000	806,562.99
Yakima project, Washington.....	292,000	243,500	275,000.00	315,000	270,000	269,754.62
Kendrick project, Wyoming.....				188,000	140,000	131,762.59
Riverton project, Wyoming.....	84,000	67,750	70,000.00	132,000	112,000	94,321.25
Operation and maintenance administration.....					2,000	148,712.91
Shoshone project, Wyoming, Willwood division.....	33,255	14,800	18,000.00	98,000	66,000	71,286.48
<b>Total, operation and maintenance.....</b>	<b>1,107,055</b>	<b>837,050</b>	<b>951,000.00</b>	<b>4,389,000</b>	<b>3,174,400</b>	<b>3,101,882.78</b>
<b>Total payable from reclamation fund, special fund.....</b>	<b>41,113,455</b>	<b>32,352,550</b>	<b>4,831,000.00</b>	<b>48,134,500</b>	<b>33,946,500</b>	<b>7,422,569.72</b>
<b>General fund, construction:</b>						
<b>Reclamation projects, payable from general fund:</b>						
Gila project, Arizona (reimbursable).....	2,000,000	2,000,000		2,200,000	1,640,000	498,842.31
Davis Dam project, Arizona-Nevada (reimbursable).....	15,000,000	5,900,000		16,700,000	6,400,000	1,147,266.01
Parker Dam power project, Arizona-California (reimbursable).....					515,000	610,967.42
Central Valley project, California (reimbursable).....	25,000,000	23,715,000	960,200.00	33,065,000	26,800,000	7,286,481.97
Kings River project, California.....	200,000			190,000		
Colorado-Big Thompson project, Colorado (reimbursable).....	15,000,000	5,750,000	2,482,000.00	15,675,000	6,585,000	2,492,222.47
Pine River project, Colorado (reimbursable).....					29,000	2,112.85
San Luis Valley project, Colorado (reimbursable).....		450,000		40,000	430,000	106,742.53
Boise project, Idaho, Anderson Ranch (reimbursable).....		3,000,000	4,300,000.00	300,000	3,275,000	3,756,192.55
Hungry Horse project, Montana (reimbursable).....	2,000,000	1,500,000		2,400,000	900,000	
Tucumcari project, New Mexico (reimbursable).....		2,000,000	2,500,000.00	600,000	2,450,000	2,302,588.39
Lugert-Altus project, Oklahoma (reimbursable).....		1,000,000	1,045,000.00	145,000	1,458,000	1,657,459.38

TABLE 5—Continued  
 APPROPRIATIONS AND EXPENDITURES OF GENERAL AND SPECIAL ACCOUNTS—Continued

Organization unit and appropriation title	APPROPRIATIONS			EXPENDITURES		
	Recommended, 1947	Actual, 1946	Actual, 1945	Estimated, 1947	Estimated, 1946	Actual, 1945
<b>DEPARTMENT OF THE INTERIOR—Continued</b>						
<b>Bureau of Reclamation—Continued</b>						
General fund, construction—Continued						
Reclamation projects, payable from general fund—Con.						
Colorado River project, Texas (reimbursable).....			\$126,000.00		\$143,000	\$100,785.21
Provo River project, Utah (reimbursable).....					162,000	1,111,694.54
Columbia Basin project, Washington (reimbursable).....	\$30,000,000	\$16,275,000	1,900,000.00	\$30,025,000	15,960,000	5,395,856.24
Yakima project, Washington, Roza division (reimbursable).....		325,000	1,121,000.00		662,000	1,446,138.55
General investigations (reimbursable).....			875,000.00		133,000	746,400.56
Administrative expenses, general fund, construction (reimbursable).....			325,000.00		106,000	413,218.06
Total, general fund, construction.....	89,200,000	61,915,000	15,634,200.00	101,340,000	67,648,000	29,074,969.04
Water conservation and utilization projects (reimbursable).....			1,700,000.00	1,870,000	4,400,000	2,105,313.87
Fort Peck project, Montana (reimbursable).....	1,000,000	955,800	400,000.00	1,135,000	967,000	561,683.66
Continuing fund for emergency expenses, Fort Peck project, Montana (special account).....				208,000	200,000	182,500.78
Missouri River Basin (reimbursable).....	23,783,600	13,980,300		15,000,000	8,980,000	
Advances to Colorado River Dam fund:						
Colorado River Dam fund, Boulder Canyon project.....	1,357,000			1,340,000	1,165,000	7,865,649.56
Boulder Canyon project (Boulder Dam).....	1,000,000			2,270,000	2,556,000	
Boulder Canyon project (All-American Canal).....	5,500,000	6,000,000		6,300,000	5,450,000	1,722,450.23
Colorado River development fund.....	500,000	1,500,000	1,250,000.00	1,263,000	1,384,000	584,243.36
Colorado River front work and levee system.....	100,000	112,500	340,000.00	115,000	257,000	419,605.82
Valley gravity canal and storage project, Texas.....				1,170,000	681,900	192,966.85
Protection of project works (national defense).....						• 1,103.98
Transferred from:						
Community facilities, defense public works, Office of Administrator, Federal Works Agency.....					373,000	126,388.12
Flood control, general, War Department.....					14,000	5,496.97
Emergency fund for the President, national defense, allotment.....						• 1.95
Emergency relief, Interior, Reclamation:						
Grants to States, etc., 1935-43.....						• 747.43
Irrigation, etc., reimbursable, 1935-42.....						• 288.86
Public buildings, parks, utilities, flood control, etc., 1938-43.....						2,465.57
National industrial recovery, Interior, Reclamation, reimbursable, 1933-44.....					500	831.02
Public Works Administration, act of 1938, allotment to Interior, Reclamation, 1938-44.....					49,000	• 130.57
Working fund.....					1,800	111,214.00
Total, Bureau of Reclamation.....	163,554,055	116,816,150	24,155,200.00	180,145,500	128,072,800	50,376,075.78
<b>Geological Survey:</b>						
Geological Survey:						
Salaries.....	288,000	208,160	240,490.00	288,000	220,000	229,134.80
Topographic surveys.....	5,000,000	2,160,460	1,180,360.00	4,300,000	2,000,000	1,170,924.34
Geologic surveys.....	2,463,500	1,188,300	1,337,970.00	2,400,000	1,175,000	1,211,504.02
Strategic and critical minerals (national defense).....		325,000	665,000.00		417,000	638,804.29
Mineral resources of Alaska.....	312,500	157,500	177,000.00	300,000	155,000	179,807.03
Gaging streams.....	3,000,000	2,116,900	1,590,000.00	2,950,000	2,085,000	1,539,641.38
Classification of lands.....	350,000	214,200	240,000.00	340,000	240,000	226,281.26
Printing and binding, etc.....	627,000	404,340	376,340.00	570,000	375,000	327,825.98
Mineral leasing.....	690,000	475,500	557,000.00	680,000	470,000	549,903.91
Cooperative advance.....	400,000	400,000	400,000.00			
Arkansas River compact.....		15,000				
Emergency fund for the President, national defense, allotment.....						• 81.51
Transferred from:						
Air Corps, Army, War Department.....				315,000	560,000	520,502.13
Cooperation with the American Republics, Department of State.....						1,406.37
Engineer Service, Army, War Department.....				650,000	1,400,000	1,021,646.75
Agriculture, flood control, general, War Department.....						• 23.79
Flood control, general, War Department.....				360,000	420,000	507,586.83
Flood control, Mississippi River and tributaries, War Department.....						988.64
General investigations, Bureau of Reclamation.....					47,000	12.85
Investigation of bauxite and alunite ores and aluminum clay deposits, Bureau of Mines, national defense, Interior.....					16,000	250,288.94

• Excess of credits, deducted.

TABLE 5—Continued  
 APPROPRIATIONS AND EXPENDITURES OF GENERAL AND SPECIAL ACCOUNTS—Continued

Organization unit and appropriation title	APPROPRIATIONS			EXPENDITURES		
	Recommended, 1947	Actual, 1946	Actual, 1945	Estimated, 1947	Estimated, 1946	Actual, 1945
<b>DEPARTMENT OF THE INTERIOR—Continued</b>						
<b>Geological Survey—Continued</b>						
Transferred from—Continued						
Improvement and maintenance, irrigation systems, Crow Reservation, Bureau of Indian Affairs				\$1,500	\$1,500	\$1,438.40
Irrigation, Indian reservations, reimbursable				4,000	4,000	4,636.94
Maintenance and improvement of existing river and harbor works, War Department				120,000	120,000	140,359.44
Maintenance, Wapata irrigation and drainage system, etc., Yakima Reservation, Wash., receipt limitation, Bureau of Indian Affairs				600	600	504.33
Operation and conservation of naval petroleum reserves, Navy Department				220,000	130,000	14,605.57
Salaries and expenses, Foreign Economic Administration					19,000	56,055.25
Salaries and expenses, Board of Economic Warfare						9,727.75
Salaries and expenses, Office for Emergency Management						395.17
Special and technical investigations, International Joint Commission, United States and Great Britain, Department of State				85,000	75,000	60,985.88
Supervising mining operations on leased Indian lands, Interior					103,000	73,285.89
Tennessee Valley Authority				125,000	125,000	137,143.83
Public Works Administration, act of 1938						90.89
Working fund, War Department, rivers and harbors						56.09
Working fund, Emergency Management						12.85
Working fund					10,000	12,914.39
Permanent appropriation: Payments from proceeds of sale of water	\$300	\$300	\$839.56			
Total, Geological Survey	13,131,300	7,665,660	6,764,999.56	13,709,100	10,168,100	8,888,185.11
<b>Bureau of Mines:</b>						
Salaries and expenses	195,800	165,700	76,165.00	198,000	160,000	64,639.24
Operating rescue cars and stations and investigation of accidents	1,019,000	762,400	797,595.00	1,050,000	793,000	712,265.48
Coal-mine inspections and investigations	1,178,000	1,004,860	1,024,480.00	1,198,000	1,042,000	906,290.93
Salaries and expenses, enforcement of Federal Explosives Act (national defense)		100,000	575,000.00		35,000	490,851.65
Protection of mineral resources and facilities (national defense)			250,000.00		9,000	144,817.36
Testing fuel	596,000	320,000	439,825.00	611,000	345,000	398,472.24
Investigation of domestic sources of mineral supply, national defense						43.72
Anthracite investigations	103,000	66,000	81,000.00	109,000	75,000	54,659.75
Construction and equipment of anthracite research laboratory	450,000			350,000		
Synthetic liquid fuels	7,000,000	7,000,000	5,000,000.00	7,000,000	9,734,000	765,499.04
Mineral mining investigations	602,600	382,700	435,000.00	575,000	395,000	390,579.51
Investigation and development of domestic mineral deposits, except fuels	2,400,000			2,200,000		
Coal investigations	500,000			450,000		
Oil and gas investigations	837,000	579,000	657,640.00	862,000	594,000	583,156.09
Purchase of land etc., Bartlesville, Okla.						26,670.30
Expenses, mining experiment stations	1,855,000	962,200	922,000.00	1,883,000	1,070,000	715,269.73
Metallurgical research in pilot plants	2,000,000			1,900,000		
Care, etc., buildings and grounds, Pittsburgh, Pa.	198,000	143,450	160,000.00	200,000	145,000	151,839.91
Protection of experimental coal-mine property from mine fire						22,295.12
Economies of mineral industries	1,190,000	515,000	575,000.00	1,200,000	529,000	543,977.33
Investigation of raw-material resources for steel production (national defense)		1,250,000	3,000,000.00		1,523,000	2,590,676.08
Gaseous and solid fuel reduction of iron ores (national defense)			250,000.00		105,000	382,083.33
Construction and equipment of electrodevelopment laboratory					11,000	272,768.66
Helium plants and investigations (national defense)						1,898.87
Construction and equipment of helium plants (national defense)	(b)	(b)	(b)	519,000	1,320,000	697,562.44
Manganese beneficiation pilot plants and research (national defense)		450,000	750,000.00	60,000	442,000	682,389.58
Production of alumina from low-grade bauxite, aluminous clays, and alunite (national defense)		650,000	785,000.00	96,000	540,000	616,388.28
Investigation of bauxite and alunite ores and aluminum clay deposits (national defense)		500,000	1,860,000.00	5,000	232,000	1,694,914.24
Beneficiation of chromite and production of electrolytic chromium (national defense)						293.35
Magnesium pilot plants and research (national defense)		400,000	600,000.00	110,000	372,000	438,622.88
Reduction of zinc concentrates with methane gas (national defense)					75,000	70,900.35

<sup>a</sup> Excess of credits, deduct.

<sup>b</sup> Excludes reappropriations shown in table 6.

TABLE 5—Continued  
 APPROPRIATIONS AND EXPENDITURES OF GENERAL AND SPECIAL ACCOUNTS—Continued

Organization unit and appropriation title	APPROPRIATIONS			EXPENDITURES		
	Recommended, 1947	Actual, 1946	Actual, 1945	Estimated, 1947	Estimated, 1946	Actual, 1945
<b>DEPARTMENT OF THE INTERIOR—Continued</b>						
<b>Bureau of Mines—Continued</b>						
<i>Investigation of deposits of critical and essential minerals in the United States and its possessions (national defense)</i> .....		\$2,100,000	\$2,900,000.00	\$330,000	\$1,927,000	\$3,188,883.38
<i>Drainage tunnel, Leadville, Colo. (national defense)</i> .....					200,000	923,756.96
<i>Development of processes for recovery of waste metals (national defense)</i> .....			( <sup>b</sup> )		37,000	25,036.42
Helium utilization and research.....	\$107,000	78,400		100,000	73,000	
Helium production.....	( <sup>b</sup> )	( <sup>b</sup> )	( <sup>b</sup> )	519,000	684,000	873,762.46
Transferred from:						
Cooperation with the American Republics, Department of State.....				25,000	17,000	
<i>Expediting production of equipment and supplies for national defense, War Department</i> .....						* 3.50
<i>Maintenance, Bureau of Ships, Navy Department</i> .....					1,000	13,323.47
<i>Salaries and expenses, Office for Emergency Management</i> .....					2,000	677.11
Working fund, Emergency Management.....						27.99
Working fund, Interior, Mines.....					670,000	387,119.85
<i>Emergency fund for the President, national defense, allotment</i> .....						23.18
Permanent appropriation: Development and operation of helium properties (special fund).....	95,000	95,000	142,534.72	90,000	180,000	55,292.96
<b>Total, Bureau of Mines</b> .....	<b>20,326,400</b>	<b>17,524,710</b>	<b>21,281,230.72</b>	<b>21,640,000</b>	<b>23,337,000</b>	<b>18,884,018.00</b>
<b>National Park Service:</b>						
Salaries and expenses.....	773,320	488,890	407,165.00	775,000	487,500	415,576.09
Regional offices.....	828,680	358,000	262,000.00	826,000	356,000	237,518.45
General expenses.....			24,000.00			
National parks.....	3,314,000	2,037,325	2,228,500.00	3,217,000	2,080,000	2,072,861.97
National monument, historical, and military areas.....	1,396,615			1,256,000		
National monuments.....		441,900	328,435.00	29,000	450,000	287,906.55
National historical parks and memorials.....		211,000	171,820.00	25,000	211,000	161,156.62
National military parks, battlefields, and cemeteries.....		274,038	441,000.00	45,000	305,000	429,884.81
Boulder Dam National Recreational Area, Arizona and Nevada.....	93,000	73,512	74,700.00	96,000	70,000	79,381.04
Lake Texoma Recreational Area, Texas and Oklahoma.....	54,000	40,000		54,000	35,000	
Emergency reconstruction and fighting forest fires.....	30,000	30,000	32,600.00	31,000	30,000	31,007.97
Forest protection and fire prevention.....		213,100	187,500.00	28,000	210,000	170,906.32
Payment to Henry Weibert or successors in interest.....		250				
Emergency relief, Interior, National Park Service:						
Transferred from:						
Federal construction projects, Work Projects Administration.....						3.61
Public buildings, parks, utilities, flood control, etc., Federal Works Agency.....						1.34
Water rights.....	* 50,000	( <sup>b</sup> )	( <sup>b</sup> )	33,000	11,000	12,142.18
Recreational demonstration areas.....	97,600	125,000	133,000	104,000	122,000	123,003.80
Salaries and expenses, National Capital parks.....	750,000	470,000	450,000	722,000	480,000	397,972.24
Arlington Memorial Bridge Commission.....					121,000	23,556.68
Acquisition of lands.....	350,000			300,000		
Roads and trails, national parks, emergency construction.....						1,799.79
Roads and trails.....	7,400,000			5,200,000	300,000	83,428.39
Parkways.....	15,000,000			12,000,000	500,000	186,791.10
Physical improvements, buildings and utilities.....	2,500,000			2,200,000	150,000	19,494.86
Historic sites and buildings.....						* 1.50
Investigation and purchase of water rights.....		( <sup>b</sup> )				
National Industrial Recovery, Public Works Administration, allotment to Interior.....					37,000	4,170.17
Public Works Administration, act of 1938, allotment to Interior.....						324.74
Recreational resources of Denison Dam and Reservoir project, Texas and Oklahoma.....						2,186.08
Acquisition of lands for Great Smoky Mountains.....				44,000	27,000	2,341.24
Purchase of lands.....					4,100	.50
Working fund.....				48,000	180,000	* 17,819.18
Working fund, Emergency Management.....						1,904.25
Working fund, special fund.....				5,000	37,000	* 7,560.46
<b>Total, National Park Service</b> .....	<b>32,643,215</b>	<b>4,763,015</b>	<b>4,740,810.00</b>	<b>27,038,000</b>	<b>6,203,600</b>	<b>4,719,930.65</b>

\* Excess of credits, deduct.

<sup>b</sup> Excludes reappropriations shown in table 6.

TABLE 5—Continued  
 APPROPRIATIONS AND EXPENDITURES OF GENERAL AND SPECIAL ACCOUNTS—Continued

Organization unit and appropriation title	APPROPRIATIONS			EXPENDITURES		
	Recommended, 1947	Actual, 1946	Actual, 1945	Estimated, 1947	Estimated, 1946	Actual 1945
<b>DEPARTMENT OF THE INTERIOR—Continued</b>						
<b>Fish and Wildlife Service:</b>						
Salaries and expenses:						
General administrative expenses.....	\$283,000	\$206,190	\$200,000 00	\$267,000	\$177,000	\$188,880.44
Propagation of food fishes.....	1,480,000	1,100,000	1,106,278 00	1,404,000	1,007,000	1,053,527.78
Operation and maintenance of fish screens.....	32,375	30,000	11,350 00	31,000	25,000	10,165.55
Maintenance of vessels.....						° 52.25
Alaska fisheries service.....						195.32
Inquiry respecting food fishes.....						21 05
Investigations respecting food fishes.....	765,000	511,800	562,500 00	714,000	470,000	510,961.67
Commercial fisheries.....	362,400	328,000	317,540 00	333,000	285,000	294,377.95
Fishery Market News Service.....	133,700	105,700	99,260 00	128,000	96,000	92,940.08
Alaska fisheries.....	858,000	624,700	536,000 00	815,000	576,000	533,903.00
Alaska fur-seal investigations.....	75,000			60,000		
Enforcement of Black Bass and Whaling Treaty Acts.....	20,000	18,000	13,850 00	18,000	9,000	13,239.67
For-research investigations.....	198,700	115,500	126,150 00	182,000	123,000	113,200.47
Biological investigations.....	355,600	181,550	193,715 00	320,000	165,000	175,866.15
Control of predatory animals and injurious rodents.....	1,100,000	895,000	865,000 00	1,055,000	789,000	856,321.39
Protection of migratory birds.....	417,600	300,000	334,900 00	394,000	267,000	324,021.70
Enforcement of Alaska game laws.....	186,900	142,585	150,000 00	168,000	141,000	149,496.69
Maintenance of mammal and bird reservations.....	940,000	° 625,200	610,675 00	885,000	595,000	500,420.99
Migratory bird conservation refuges.....		55,100	58,330 00	10,000	49,000	55,716.60
River basin studies.....	150,000			120,000		
Migratory bird conservation fund (receipt limitation).....	° 1,400,000	° 1,400,000	° 1,498,848 00	1,300,000	1,200,000	1,178,275.07
Federal aid in wildlife restoration (receipt limitation).....	3,000,000	1,000,000	900,000 00	2,600,000	1,200,000	1,414,589.62
Wildlife management areas, California.....	750,000			600,000		
<i>Defense aid, services and expenses, allotment to Interior</i> .....						4,591.68
Construction of byproducts plant, Pribilof Islands, Alaska.....				41,000	60,000	33,324.38
Upper Mississippi River Wildlife Refuge.....				7,000	16,000	4,296.71
Working fund.....				100,000	22,000	° 88,510.59
National Industrial Recovery, Public Works Administration, allotment to Interior, Fish and Wildlife Service.....					1,500	8,451.94
National Industrial Recovery, Interior, wildlife refuges, Fish and Wildlife Service.....				86,300	80,000	36,026.30
Transferred from:						
Cooperation with the American Republics, Department of State.....						° 774.50
Exportation and domestic consumption of agricultural commodities, Department of Agriculture.....				45,000	30,000	29,228.55
Emergency relief, planning and review of Work Projects Administration projects, Work Projects Administration.....						° 40.82
Working fund, special fund.....				172,000	° 150,000	14,834.40
Permanent appropriations:						
Payments to counties under Migratory Bird Conservation Act.....	70,000	68,948	61,282.16	70,000	68,000	61,281.36
Expenses for sales, etc., in refuges.....	15,000	15,000	2,145.48	15,000	15,000	75.68
<b>Total, Fish and Wildlife Service.....</b>	<b>12,593,275</b>	<b>7,723,273</b>	<b>7,647,823.64</b>	<b>11,940,300</b>	<b>7,286,500</b>	<b>7,658,854.03</b>
<b>Government in the Territories:</b>						
<b>Territory of Alaska:</b>						
Salaries and expenses, Governor and secretary.....	48,200	44,000	42,500 00	47,000	44,000	35,740.77
Contingent expenses.....						1,342.01
Legislative expenses.....	48,000		49,200 00	48,000		47,255.70
Public schools, Alaska (receipt limitation).....	50,000	50,000	50,000 00	50,000	50,000	50,000.00
Care and custody of insane, Alaska.....	291,700	290,000	290,800 00	290,000	310,000	287,700.23
Wagon roads, bridges, and trails, Alaska (receipt limitation).....	140,000	152,500	152,500 00	130,000	160,000	117,607.66
Construction and maintenance of roads, bridges, and trails, Alaska.....	3,790,400	1,038,900	1,000,000 00	2,350,000	1,000,000	990,624.34
Construction of Palmer Richardson Road, Alaska (national defense).....					2,000	4,208.30
Reconstruction and improvement of Richardson Highway, Alaska (national defense).....	1,000,000	1,250,000	1,250,000 00	1,000,000	1,300,000	1,102,627.24
Working fund (Alaska Road Commission).....					40,000	
Permanent appropriation (special account): Alaska Railroad special fund.....	5,050,000	6,630,000	10,531,526.32	8,000,000	10,360,000	8,170,718.82

° Excess of credits, deducted.

° Excludes reappropriations shown in table 6.

TABLE 5—Continued  
 APPROPRIATIONS AND EXPENDITURES OF GENERAL AND SPECIAL ACCOUNTS—Continued

Organization unit and appropriation title	APPROPRIATIONS			EXPENDITURES		
	Recommended, 1947	Actual, 1946	Actual, 1945	Estimated, 1947	Estimated, 1946	Actual, 1945
<b>DEPARTMENT OF THE INTERIOR—Continued</b>						
<b>Government in the Territories—Continued</b>						
Territory of Hawaii:						
Salaries and expenses, Governor and secretary .....	\$23,800	\$22,700	\$22,560.00	\$23,000	\$23,000	\$19,738.74
Contingent expenses .....						176.62
Legislative expenses .....	47,200		47,000.00	47,000		46,950.70
<i>Emergency funds for the President (national defense), allotment</i> .....					684,000	
Government of the Virgin Islands:						
Salaries and expenses .....	208,000	196,450	208,375.00	208,000	196,000	191,636.84
Salaries and expenses, agricultural station .....	39,800	36,600	47,250.00	39,000	36,000	39,879.72
Defraying deficits in treasuries of municipal governments .....	142,400	150,000	100,000.00	142,000	150,000	99,851.31
National Industrial Recovery, Interior, Virgin Islands .....						* 41.33
Public Works Administration allotment to Interior, Division of Territories and Island Possessions, Virgin Islands .....						2,106.66
Transferred from:						
<i>Community facilities, defense public works, Federal Works Agency</i> .....					11,000	9,104.67
Emergency relief, Federal construction projects, Work Projects Administration .....						182.85
Puerto Rico:						
Puerto Rican hurricane relief loans .....					27,000	26,226.40
Emergency relief, Puerto Rico Reconstruction Administration .....						* 1,360.48
School houses and roads .....					3,700	
Emergency relief, revolving fund, act Feb. 11, 1936 .....				125,000	1,000,000	447,113.12
Division of Territories and Island Possessions:						
National Industrial Recovery, Public Works Administration, allotment .....					20,000	28,216.66
<i>Emergency fund, Territories and Island Possessions (national defense)</i> .....					30,300,000	10,368,876.78
<i>Emergency fund for the President, national defense, allotment</i> .....						1,415,555.45
Working fund .....						20,752.59
Federal aid, wildlife restoration .....						518.56
<b>Total, Government in the Territories</b> .....	<b>10,879,500</b>	<b>9,861,150</b>	<b>13,791,721.32</b>	<b>12,499,000</b>	<b>45,716,700</b>	<b>23,522,728.63</b>
<b>Miscellaneous:</b>						
Payment of awards, war mineral claims .....						54,775.82
Claims, judgments, and private relief acts .....			5,062,514.45			19,506.36
<b>Total, miscellaneous</b> .....			<b>5,062,514.45</b>			<b>74,282.18</b>
<b>Total, Department of the Interior</b> .....	<b>353,601,560</b>	<b>234,077,635</b>	<b>170,574,311.58</b>	<b>361,071,900</b>	<b>308,145,450</b>	<b>207,253,147.32</b>

\* Excess of credits, deduct.

TABLE 5—Continued  
 APPROPRIATIONS AND EXPENDITURES OF GENERAL AND SPECIAL ACCOUNTS—Continued

By organization unit and appropriation title

[For the fiscal years 1947, 1946, and 1945]

Organization unit and appropriation title <sup>1</sup>	APPROPRIATIONS			EXPENDITURES		
	Recommended, 1947	Actual, 1946	Actual, 1945	Estimated, 1947	Estimated, 1946	Actual, 1945
<b>DEPARTMENT OF JUSTICE</b>						
<b>Legal activities and general administration:</b>						
Salaries:						
Office of Attorney General.....		\$82,000	\$97,500.00		\$82,000	\$83,969.99
Office of Attorney General, etc.....	\$633,250			\$630,000		
Office of Solicitor General.....		95,000	107,500.00		95,000	100,302.51
Office of Assistant to the Attorney General.....		125,000	180,000.00		125,000	127,287.30
Administrative Division.....	1,190,000	1,020,000	1,240,000.00	1,190,000	1,020,000	1,176,571.16
Tax Division.....	770,000	608,360	665,000.00	770,000	600,000	636,740.85
Criminal Division.....	840,000	900,000	1,250,000.00	840,000	900,000	990,310.52
Claims Division.....	1,275,000	935,000	773,300.00	1,275,000	935,000	718,651.79
Office of Assistant Solicitor General.....		139,350	128,300.00		90,000	123,098.06
Office of Pardon Attorney.....		28,900	32,400.00		25,000	28,657.02
Board of Immigration Appeals.....		135,000	142,000.00		135,000	142,607.45
Contingent expenses.....	210,000	210,000	235,000.00	210,000	245,000	209,178.88
Traveling expenses.....	165,000	160,000	187,500.00	165,000	170,000	197,063.66
Printing and binding.....	500,000	400,000	500,000.00	500,000	500,000	580,411.72
Penalty mail costs.....	200,000	350,000	323,750.00	200,000	350,000	
Salaries and expenses, Customs Division: Protecting interests of the United States in customs matters.....	165,000	146,000	154,000.00	165,000	145,000	143,570.28
Salaries and expenses, Antitrust Division: Enforcement of anti-trust and kindred laws.....	1,900,000	1,700,000	1,540,000.00	1,900,000	1,700,000	1,503,837.70
Examination of judicial offices.....	85,000	78,000	70,000.00	85,000	78,000	57,082.63
Salaries and expenses, veterans insurance litigation.....			150,000.00		10,000	142,614.60
Salaries and expenses, Lands Division.....	2,650,000	3,400,000	4,275,000.00	2,650,000	3,175,000	3,420,187.11
Salaries and expenses, War Division.....		390,000	460,000.00		290,000	369,806.08
Miscellaneous salaries and expenses, field.....	418,400	400,000	440,000.00	418,000	400,000	408,635.92
Salaries and expenses of district attorneys, etc.....	4,560,000	3,870,000	4,375,000.00	4,560,000	3,900,000	4,362,423.78
Compensation of special attorneys, etc.....	100,000	100,000	200,000.00	100,000	100,000	84,048.65
Salaries and expenses of marshals, etc.....	4,642,000	3,980,000	4,645,000.00	4,642,000	4,000,000	4,663,958.12
Fees of witnesses.....	700,000	700,000	800,000.00	700,000	700,000	645,277.32
Pay and expenses of bailiffs.....	250,000	185,000	410,000.00	250,000	224,000	395,275.39
<i>Emergency fund for the President, national defense, allotment</i> .....						• 641.43
Salaries and expenses, Bureau of Prohibition.....						• 6.38
Salaries and expenses, Special War Effort Unit.....						41.21
Salaries and expenses, Alien Enemy Control Unit.....						13,928.73
Transferred from: Miscellaneous expenses, United States Courts.....						1,415.48
Working fund.....				58,000	59,000	• 47,948.29
<b>Total, legal activities and general administration.....</b>	<b>21,253,650</b>	<b>20,137,610</b>	<b>23,381,250.00</b>	<b>21,308,000</b>	<b>20,053,000</b>	<b>21,278,357.81</b>
<b>Federal Bureau of Investigation:</b>						
Salaries and expenses.....	28,600,000	7,900,000	9,000,000.00	26,000,000	7,900,000	9,516,663.49
Salaries and expenses for certain emergencies.....	100,000	100,000	100,000.00	100,000	100,000	
<i>Salaries and expenses (national defense)</i> .....		27,829,000	40,750,000.00		28,000,000	32,162,684.71
<i>Emergency fund for the President, national defense, allotment</i> .....					7,000,000	3,100,000.00
Working fund.....						270.22
Claims, judgments, and private relief acts.....						582.11
<b>Total, Federal Bureau of Investigation.....</b>	<b>28,700,000</b>	<b>35,829,000</b>	<b>49,850,000.00</b>	<b>26,100,000</b>	<b>43,000,000</b>	<b>44,780,200.53</b>
<b>Immigration and Naturalization Service:</b>						
Salaries and expenses.....	25,035,000	22,472,400	28,300,000.00	25,000,000	22,500,000	26,702,119.08
Salaries and expenses, Alien registration.....						• 28.32
General expenses.....						43.70
Salaries, field service.....						73.24
Traveling expenses.....						• 199.33
<i>Emergency fund for the President, national defense, allotment</i> .....						• 21.55
Working fund.....						439,759.11
<b>Total, Immigration and Naturalization Service.....</b>	<b>25,035,000</b>	<b>22,472,400</b>	<b>28,300,000.00</b>	<b>25,000,000</b>	<b>22,500,000</b>	<b>27,141,745.93</b>

• Excess of credits, deduct.

<sup>1</sup> Appropriation titles in italics are classified as "national defense."



TABLE 5—Continued

## APPROPRIATIONS AND EXPENDITURES OF GENERAL AND SPECIAL ACCOUNTS—Continued

Organization unit and appropriation title	APPROPRIATIONS			EXPENDITURES		
	Recommended, 1947	Actual, 1946	Actual, 1945	Estimated, 1947	Estimated, 1946	Actual, 1945
<b>DEPARTMENT OF JUSTICE—Continued</b>						
<b>Federal Prison System:</b>						
Bureau of Prisons: Salaries and expenses.....	\$400,000	\$365,000	\$400,000.00	\$400,000	\$310,000	\$365,164.24
Penal and correctional institutions:						
Salaries and expenses.....	17,415,000	13,300,000	13,180,000.00	17,000,000	13,300,000	11,801,575.97
Penitentiaries and reformatories, maintenance.....						674,709.10
Medical center for Federal prisoners, maintenance.....						63,831.34
Federal jails and correctional institutions, maintenance.....						278,405.18
Prison camps, maintenance.....						64,282.83
Medical and hospital service, penal institutions.....	1,353,900	1,085,000	1,035,000.00	1,350,000	1,080,000	94,801.28
United States Penitentiary, McNeil Island, Wash., construction and repair.....					30,000	24,308.90
Buildings and equipment, penal institutions.....	\$13,500			800,000	330,000	83,409.90
National Training School for Boys, Washington, D. C., buildings and equipment.....						1,173.46
United States Industrial Reformatory, Chillicothe, Ohio, construction.....						5,072.32
United States Northeastern Penitentiary.....					1,700	9,846.65
Public Works Administration Act of 1938, allotment.....						5,821.20
Support of United States prisoners.....	1,800,000	1,800,000	1,695,000.00	1,800,000	1,800,000	1,624,806.19
Total, Federal Prison System.....	21,782,400	16,550,000	16,310,000.00	21,350,000	16,851,700	15,097,208.56
<b>Miscellaneous:</b>						
Claims, judgments, and private relief acts.....			24,697.23			2,415.69
<i>Claims, judgments, and private relief acts (national defense)</i> .....			262.81			
Total, Department of Justice.....	96,771,050	94,989,010	117,866,210.04	93,758,000	102,404,700	108,299,928.52

TABLE 5—Continued  
 APPROPRIATIONS AND EXPENDITURES OF GENERAL AND SPECIAL ACCOUNTS—Continued

By organization unit and appropriation title

[For the fiscal years 1947, 1946, and 1945]

Organization unit and appropriation title <sup>1</sup>	APPROPRIATIONS			EXPENDITURES		
	Recommended, 1947	Actual, 1946	Actual, 1945	Estimated, 1947	Estimated, 1946	Actual, 1945
<b>DEPARTMENT OF LABOR</b>						
<b>Office of the Secretary:</b>						
Salaries, Office of Secretary of Labor.....	\$717,300	\$395,691	\$454,500.00	\$690,000	\$396,000	\$448,743.97
<i>Salaries and expenses (national defense)</i> .....		63,000	100,000.00		61,500	95,576.96
Salaries and expenses, Office of Solicitor.....	950,000	714,177	834,600.00	915,000	714,000	819,849.29
<i>Emergency fund for the President, national defense, allotment</i> .....						2,500.05
Contingent expenses.....	408,000	172,327	170,050.00	365,000	165,000	165,072.62
Traveling expenses.....	1,778,000	1,093,200	1,061,800.00	1,656,000	1,065,000	1,116,721.10
Printing and binding.....	359,000	294,750	268,900.00	314,000	295,000	218,420.30
Penalty mail costs.....	90,000	104,850	107,763.00	87,000	98,000	39,376.76
Salaries and expenses, Division of Labor Standards.....	283,800	145,763	171,300.00	273,000	150,000	168,371.66
<i>Salaries and expenses, safety and health program (national defense)</i> .....		149,215	169,200.00		93,000	167,999.98
<i>Salaries and expenses, Division of Labor Standards (national defense)</i> .....			( <sup>b</sup> )		2,800	72,042.83
Salaries and expenses, commissioners of conciliation.....	2,363,500	445,300	493,000.00	2,270,000	445,000	476,594.95
<i>Commissioners of conciliation (national defense)</i> .....		1,786,200	1,721,000.00		1,777,000	1,643,546.46
Salaries and expenses, National War Labor Board <sup>2</sup> .....					6,625,000	
Salaries and expenses, Retraining and Reemployment Administration <sup>2</sup> .....					250,000	
Salaries and expenses, Shipbuilding Stabilization Committee functions <sup>2</sup> .....					10,000	
General administration, War Manpower functions <sup>2</sup> .....					4,900,000	
Penalty mail costs, War Manpower functions <sup>2</sup> .....					500,000	
Apprentice Training Service, War Manpower functions <sup>2</sup> .....	82,035,000	431,500		82,324,000	340,000	
<i>Apprentice Training Service, War Manpower functions (national defense)</i> <sup>2</sup> .....					240,000	
Employment Office Facilities and Services, War Manpower functions <sup>2</sup> .....					23,500,000	
Training-Within-Industry Service, War Manpower functions <sup>2</sup> .....					140,000	
Migration of Workers, War Manpower functions <sup>2</sup> .....					250,000	
Salaries and expenses, International Labor Organization.....						* 28.04
Transferred from:						
Cooperation with the American Republics Department of State.....					100,000	77,744.77
Cooperation with the American Republics (transfer to Labor Standards, Department of State).....						115.84
Working fund.....					40,000	* 7,998.39
<b>Total, Office of the Secretary</b> .....	<b>88,984,600</b>	<b>5,796,013</b>	<b>5,552,113.00</b>	<b>88,894,000</b>	<b>42,187,300</b>	<b>5,504,651.11</b>
<b>Bureau of Labor Statistics:</b>						
Salaries and expenses.....	4,335,000	1,277,320	1,312,300.00	4,310,000	1,274,000	1,288,365.19
<i>Salaries and expenses (national defense)</i> .....		2,356,876	2,672,400.00	30,000	2,570,000	2,228,733.97
Transferred from: Federal nonconstruction projects, emergency relief, W. P. A.....						* 8,278.30
Salaries, Wage and Hour Division, Department of Labor.....					9,500	11,626.38
<i>Emergency fund for the President, national defense, allotment</i> .....						6.13
<i>Occupational outlook survey (national defense)</i> .....						162.40
Working fund, Index Emergency Management, Advisory Commission to the Council of National Defense, War.....						* 1.75
Working fund, Emergency Management.....				30,000	790,000	12,350.05
Working fund.....				10,000	140,000	58,135.01
<b>Total, Bureau of Labor Statistics</b> .....	<b>4,335,000</b>	<b>3,634,196</b>	<b>3,984,700.00</b>	<b>4,380,000</b>	<b>4,783,800</b>	<b>3,591,129.08</b>
<b>Children's Bureau:</b>						
Salaries and expenses, Children's Bureau.....	447,500	338,306	376,600.00	445,000	335,000	348,922.10
Salaries and expenses, child-labor provisions, Fair Labor Standards Act.....	298,600	220,339	255,000.00	296,000	220,000	234,061.69
Salaries and expenses, maternal and child welfare, Social Security Act.....	516,800	379,365	420,800.00	515,000	380,000	397,308.31
<i>Salaries and expenses, emergency maternity and infant care (national defense)</i> .....		38,000	43,000.00	2,000	37,000	28,060.54
Transferred from: Cooperation with the American Republics, Department of State.....						5,307.31
Working fund.....						348.82

\* Excess of credits, deduct.

<sup>b</sup> Excludes reappropriations shown in table 6.

<sup>1</sup> Appropriation titles in italics are classified as "national defense."

<sup>2</sup> These activities were transferred to the Department of Labor by Executive Order 9617, dated Sept. 19, 1945. The estimated expenditures shown for 1946 represent expenditures to be made from funds transferred by this order. Estimates of appropriation for 1947 will be submitted at a later date as an amendment to the Budget. The amounts shown for 1947 are tentative.

TABLE 5—Continued  
 APPROPRIATIONS AND EXPENDITURES OF GENERAL AND SPECIAL ACCOUNTS—Continued

Organization unit and appropriation title	APPROPRIATIONS			EXPENDITURES		
	Recommended, 1947	Actual, 1946	Actual, 1945	Estimated, 1947	Estimated, 1946	Actual, 1945
<b>DEPARTMENT OF LABOR—Continued</b>						
<b>Children's Bureau—Continued</b>						
Grants to States under Social Security Act.						
<i>Emergency maternity and infant care (national defense)</i> .....	\$17,593,000	\$44,189,500	\$45,000,000.00	\$17,593,000	\$36,075,000	\$45,011,593.00
Maternal and child health services.....	5,820,000	5,820,000	5,820,000.00	5,800,000	6,500,000	5,486,450.94
Services for crippled children.....	3,870,000	3,870,000	3,870,000.00	3,800,000	4,060,000	3,838,663.69
Child-welfare services.....	1,510,000	1,510,000	1,510,000.00	1,510,000	2,125,000	1,362,842.69
Total, grants to States under Social Security Act.....	28,793,000	55,389,500	56,200,000.00	28,703,000	48,760,000	55,699,550.32
Total, Children's Bureau.....	30,055,900	56,365,510	57,295,400.00	29,961,000	49,732,000	56,713,559.09
<b>Women's Bureau:</b>						
Salaries and expenses.....	234,000	172,580	189,600.00	225,000	173,000	192,108.86
<i>Salaries and expenses (national defense)</i> .....			55,000.00		4,000	48,961.47
Transferred from: Cooperation with the American Republics, Department of State.....						103.21
Total, Women's Bureau.....	234,000	172,580	244,600.00	225,000	177,000	241,173.54
<b>Wage and Hour Division:</b>						
Salaries.....	4,623,000	3,543,470	4,237,000.00	4,450,000	3,700,000	4,048,179.92
Miscellaneous expenses.....	429,000	261,200	275,000.00	375,000	260,000	266,075.89
Working fund.....				80,000	1,000,000	<sup>a</sup> 211,595.35
Total, Wage and Hour Division.....	5,052,000	3,804,670	4,512,000.00	4,905,000	4,960,000	4,102,660.46
<b>Miscellaneous:</b>						
Claims, judgments, and private relief acts.....			206.46			1,533.65
<i>Claims, judgments, and private relief acts (national defense)</i> .....			2.85			
Total, miscellaneous.....			209.31			1,533.65
Total, Department of Labor.....	128,661,500	69,772,969	71,589,022.31	128,365,000	101,840,100	70,154,706.93

<sup>a</sup> Excess of credits, deduct.

TABLE 5—Continued  
 APPROPRIATIONS AND EXPENDITURES OF GENERAL AND SPECIAL ACCOUNTS—Continued

*By organization unit and appropriation title*

[For the fiscal years 1947, 1946, and 1945]

Organization unit and appropriation title <sup>1</sup>	APPROPRIATIONS			EXPENDITURES		
	Recommended, 1947	Actual, 1946	Actual, 1945	Estimated, 1947	Estimated, 1946	Actual, 1945
<b>NAVY DEPARTMENT</b>						
<i>Navy Department</i> (see also table 7) <sup>2</sup> .....	\$4,500,000.000	\$23,477,816.064	<sup>b</sup> \$29,514,079,601.49	\$5,000,000.000	\$14,700,000.000	\$30,127,635,917.52
<b>POST OFFICE DEPARTMENT</b>						
Paid from general fund .....				\$9,154		\$486,898.79

<sup>b</sup> Excludes reappropriation shown in table 6.

<sup>1</sup> Appropriation titles in italics are classified as "national defense."

<sup>2</sup> Detailed estimates of appropriation for 1947 will be submitted to the Congress in the spring of 1946. The amounts shown for 1947 are tentative.

TABLE 5—Continued  
 APPROPRIATIONS AND EXPENDITURES OF GENERAL AND SPECIAL ACCOUNTS—Continued

By organization unit and appropriation title

[For the fiscal years 1947, 1946, and 1945]

Organization unit and appropriation title <sup>1</sup>	APPROPRIATIONS			EXPENDITURES		
	Recommended, 1947	Actual, 1946	Actual, 1945	Estimated, 1947	Estimated, 1946	Actual, 1945
<b>DEPARTMENT OF STATE</b>						
<b>Office of the Secretary:</b>						
Salaries, Department of State.....	\$12,400,000	\$10,165,000	\$10,340,000.00	\$12,300,000	\$10,400,000	\$9,394,003.12
Contingent expenses.....	735,000	795,000	693,000.00	800,000	850,000	639,387.45
Penalty mail costs.....	50,000	50,000	46,250.00	50,000	50,000	22,362.00
Printing and binding.....	525,900	379,000	360,000.00	500,000	575,000	297,795.89
Passport agencies.....	82,500	69,300	73,000.00	75,000	70,000	65,362.84
Collecting and editing official papers of Territories of the United States.....	30,000	8,400	12,000.00	25,000	12,000	7,830.14
<i>President's War Relief Control Board</i> .....		45,500	50,000.00		45,000	42,075.29
Working fund, general.....					195,000	316,911.50
<i>Working fund, Emergency Management</i> .....						70,051.35
Foreign service pay adjustment.....					500,000	614,650.63
<i>Defense aid, services and expenses, allotment</i> .....						* 6,264.03
<i>Emergency fund for the President, national defense, allotment</i> .....					1,000,000	18,177,194.65
<b>Total, Office of the Secretary</b> .....	<b>13,823,400</b>	<b>11,512,200</b>	<b>11,574,250.00</b>	<b>13,750,000</b>	<b>13,697,000</b>	<b>29,641,360.83</b>
<b>Foreign Service:</b>						
Salaries, ambassadors and ministers.....	830,500	783,000	742,000.00	800,000	800,000	723,537.74
Salaries, Foreign Service officers.....	6,884,000	4,875,000	4,750,000.00	6,000,000	5,200,000	4,721,384.01
Transportation, Foreign Service.....	1,915,600	3,327,000	1,100,000.00	2,000,000	3,000,000	1,140,474.23
Foreign Service quarters.....	4,909,000	3,422,000	2,690,000.00	4,500,000	3,000,000	2,506,200.77
Office and living quarters allowances.....						68,383.31
Cost of living allowances, Foreign Service.....	2,934,000	2,150,000	1,500,000.00	3,000,000	2,000,000	1,329,557.13
Representative allowances, Foreign Service.....	902,400	608,000	439,000.00	800,000	500,000	312,375.63
Foreign Service retirement and disability appropriated fund.....	922,800	922,800	910,500.00	922,800	922,800	910,500.00
Salaries of clerks, Foreign Service.....	8,551,000	5,088,000	4,174,000.00	8,900,000	5,500,000	4,127,616.58
Miscellaneous salaries and allowances.....	4,839,000	1,958,000	1,393,000.00	4,500,000	2,100,000	1,416,987.34
<i>Foreign Service, Auxiliary (national defense)</i> .....	2,347,000	10,585,000	6,200,000.00	5,000,000	9,000,000	5,498,533.89
Contingent expenses, Foreign Service.....	7,642,000	9,220,000	6,300,000.00	8,500,000	8,000,000	5,305,095.14
Foreign service building fund.....	1,000,000	1,000,000	220,000.00	900,000	850,000	223,968.56
Emergencies arising in the diplomatic and consular service.....	9,500,000	17,500,000	6,000,000.00	10,000,000	16,000,000	14,027,348.14
<b>Total, Foreign Service</b> .....	<b>53,177,300</b>	<b>61,438,800</b>	<b>36,508,500.00</b>	<b>55,822,800</b>	<b>56,872,800</b>	<b>42,311,962.47</b>
<b>International obligations:</b>						
United States contributions to international commissions, congresses, and bureaus.....	2,977,100	2,511,314	1,431,088.00	2,750,000	2,450,000	1,367,497.54
Emergency advisory committee for political defense.....						11,533.21
International activities.....	4,500,000	4,250,000	1,500,000.00	4,000,000	4,000,000	316,279.29
Arbitration of claims between the United States and the Netherlands.....		17,000			17,000	
Intergovernmental Committee on Refugees.....		4,500,000			4,500,000	
Salaries and expenses, International Boundary Commission, United States and Mexico.....		575,000	<sup>b</sup> 383,000.00		550,000	471,701.52
International Boundary and Water Commission, United States and Mexico.....	910,000			900,000		
Lower Rio Grande flood control.....		750,000	( <sup>c</sup> )	383,000	600,000	382,846.75
Rio Grande canalization.....						1,548.38
Rio Grande rectification project.....		140,000		50,000		
Rio Grande bank protection project.....			50,000.00	15,000	35,000	
Douglas-Agua Prieta sanitation project.....		60,000		50,000	100,000	
Plans and construction of projects authorized by Convention, Feb. 1, 1933.....	9,790,000			6,000,000		
Rio Grande emergency flood protection.....	100,000		100,000.00	100,000	75,000	25,000.00
Valley gravity canal and storage project.....				15,000	50,000	64,700.81
American Mexican Claims Commission.....	90,000	106,000	110,000.00	90,000	80,000	103,043.30
International Boundary Commission, United States and Canada, and Alaska and Canada.....	49,000	45,000	45,000.00	40,000	40,000	36,329.86
Salaries and expenses, International Joint Commission, United States and Canada.....	32,800	30,000	32,000.00	30,000	30,000	29,404.04
Special and technical investigations, International Joint Commission, United States and Canada.....	87,500	79,000	55,000.00	87,500	87,500	
International Fisheries Commission.....	28,000	25,000	25,000.00	25,000	20,000	25,708.83
International Pacific Salmon Fisheries Commission.....	40,000	40,000	40,000.00	40,000	32,000	39,058.56

<sup>a</sup> Excess of credits, deduct.

<sup>b</sup> Excludes reappropriations shown in table 6.

<sup>1</sup> Appropriation titles in italics are classified as "national defense."

TABLE 5—Continued

## APPROPRIATIONS AND EXPENDITURES OF GENERAL AND SPECIAL ACCOUNTS—Continued

Organization unit and appropriation title	APPROPRIATIONS			EXPENDITURES		
	Recommended, 1947	Actual, 1946	Actual, 1945	Estimated, 1947	Estimated, 1946	Actual, 1945
<b>DEPARTMENT OF STATE—Continued</b>						
<b>International obligations—Continued</b>						
Restoration of salmon runs, Fraser River System, International Pacific Salmon Fisheries Commission.....				\$250,000	\$450,000	\$66,558.25
Conferences of Allied ministers of education in London.....				50,000	150,000	11,061.45
Cultural relations with China and the neighboring countries and countries of the Near East and Africa.....					1,200,000	126,555.54
Convention for promotion of Inter-American cultural relations.....						90.62
<i>United Nations Commission for the Investigation of War Crimes</i> .....		\$60,000	\$25,000.00	15,000	70,000	
Cooperation with the American Republics.....	\$6,100,000	4,000,000	<sup>b</sup> 3,450,000.00	6,500,000	3,500,000	1,519,283.95
Agrarian Claims Commission, United States and Mexico.....						<sup>c</sup> 28.32
Alaskan International Highway Commission.....						<sup>c</sup> 8.99
International Committee on Political Refugees.....						47.02
Eighth American Scientific Congress.....						22.50
Foreign Economic functions <sup>2</sup> .....					3,000,000	
Interim International Information Service <sup>2</sup> .....	55,000,000			50,000,000	18,370,000	
Interim Research and Intelligence Service <sup>2</sup> .....					5,000,000	
<i>United Nations Relief and Rehabilitation Administration</i> .....					60,000,000	
Supplies, materials, etc., Pan American Union (special account).....						124.43
Salaries and expenses, Foreign Commerce Service.....						<sup>c</sup> 2.20
Promoting commerce in Latin America.....						<sup>c</sup> 1.00
International exposition, Paris, France.....						<sup>c</sup> 18.55
<i>Working fund, State, commercial and cultural relations, Emergency Management, coordination between American Republics, War</i> .....						13,151.91
Special deposit accounts.....						2,011.43
<b>Total, international obligations</b> .....	<b>79,704,400</b>	<b>17,188,314</b>	<b>7,246,088.00</b>	<b>71,390,500</b>	<b>104,466,500</b>	<b>4,613,502.13</b>
<b>Miscellaneous:</b>						
Claims, judgments, and private relief acts.....			10,843.94			
<i>Claims, judgments, and private relief acts (national defense)</i> .....			633.43			
State account of advances.....						<sup>c</sup> 34,240.80
<b>Total, miscellaneous</b> .....			<b>11,477.37</b>			<b><sup>c</sup> 34,240.80</b>
<b>Total, Department of State</b> .....	<b>146,705,100</b>	<b>90,139,314</b>	<b>55,340,315.37</b>	<b>140,963,300</b>	<b>174,976,300</b>	<b>76,532,584.63</b>

<sup>a</sup> Excess of credits, dednet.

<sup>b</sup> Excludes reappropriation shown in table 6.

<sup>2</sup> These activities were transferred to the Department of State by Executive Orders 9608, 9621, and 9630, dated Aug. 31, Sept. 20, and Sept. 27, 1945. The estimated expenditures shown for 1946 represent expenditures to be made from funds transferred by these orders. Estimates of appropriation for 1947 will be submitted at a later date as an amendment to the Budget. The amounts shown for 1947 are tentative.

TABLE 5—Continued  
 APPROPRIATIONS AND EXPENDITURES OF GENERAL AND SPECIAL ACCOUNTS—Continued

By organization unit and appropriation title

[For the fiscal years 1947, 1946, and 1945]

Organization unit and appropriation title <sup>1</sup>	APPROPRIATIONS			EXPENDITURES		
	Recommended, 1947	Actual, 1946	Actual, 1945	Estimated, 1947	Estimated, 1946	Actual, 1945
<b>TREASURY DEPARTMENT</b>						
<b>Office of the Secretary:</b>						
Salaries, Office of the Secretary.....	\$442,000	\$360,000	\$412,500.00	\$440,000	\$365,000	\$388,983.10
Defense aid, allotment.....					50,000,000	\$5,851,477.93
Emergency fund for the President, national defense, allotment.....						9,892.50
Foreign war relief (national defense).....				77,000	3,950,000	7,570,466.12
Financial aid to China (national defense).....					119,000,000	140,355,437.46
Payments to International Monetary Fund.....					\$ 950,000,000	
Payments for capital stock of International Bank for Reconstruction and Development.....				254,000,000	63,500,000	
Penalty mail costs.....	4,743,000	5,701,500	5,890,400.00	4,982,000	5,525,000	3,831,917.84
Federal land banks:						
Payments to Federal land banks, reductions in interest rate on mortgages.....					5,500	4,240,676.53
Subscription to paid-in-surplus, revolving fund.....					\$ 32,850,000	\$ 65,323,018.51
Subscription to capital stock, revolving fund.....				\$ 72,000,000	\$ 2,868,000	\$ 2,264,590.00
Payments to Federal Farm Mortgage Corporation, reductions in interest rate on mortgages.....					4,000	1,372,001.09
Export-Import Bank, subscription to capital stock.....					\$ 999,000,000	
Smaller War Plants Corporation, subscription to capital stock (national defense).....			50,000,000.00			50,000,000.00
Federal Crop Insurance Corporation, subscription to capital stock.....			30,000,000.00	20,000,000	10,000,000	
Restoration of capital impairment, Commodity Credit Corporation.....			256,764,881.04			256,764,881.04
Administrative expenses, Adjusted Compensation Payment Act, 1936.....			250,000.00		237,376	
Expenses of administration of settlement of War Claims Act of 1928 (special account).....						\$ 1,671.75
Expenses, Emergency Banking, Gold Reserve, and Silver Purchase Acts.....						\$ 216.92
Payment to Reverend James T. Denigan.....						6,500.00
Foreign-service pay adjustment.....					2,250	1,587.03
Increase of compensation.....						\$ 28.33
Railroad Administration and Transportation Act:						
Reimbursement to carriers of deficits during Federal control.....						21,296.92
Special deposit account: Railroad Administration and Transportation Act.....						\$ 6,022.69
Permanent indefinite appropriations:						
Payment of interest on deposits of public moneys of Government of Philippine Islands.....	2,010,000	2,010,000	1,988,581.07	2,010,000	2,010,000	1,988,581.07
Refunds under Renegotiation Act.....			15,000,000.00		15,000,000	
Excess-profits tax refund bonds.....		100,000,000	893,681,425.91		100,000,000	893,681,425.91
Pershing Hall Memorial fund (special account).....	5,043	5,043	4,933.70	5,043	5,043	19,843.82
War contributions fund (special account).....		175,000	1,376,505.27	(3)	(4)	(5)
<b>Total, Office of the Secretary.....</b>	<b>7,200,043</b>	<b>108,251,543</b>	<b>1,255,369,226.99</b>	<b>209,514,043</b>	<b>2,282,886,169</b>	<b>1,378,509,420.16</b>
<b>Foreign Funds Control:</b>						
Salaries and expenses.....	1,300,000	2,000,000	4,000,000.00	1,414,000	2,052,000	2,376,559.92
Salaries and expenses, foreign owned property.....					19,000	361,837.58
Salaries and expenses, foreign exchange control.....						\$ 405.98
<b>Total, Foreign Funds Control.....</b>	<b>1,300,000</b>	<b>2,000,000</b>	<b>4,000,000.00</b>	<b>1,414,000</b>	<b>2,071,000</b>	<b>2,737,991.52</b>
<b>Division of Tax Research:</b>						
Salaries.....	176,000	153,500	163,295.00	176,000	155,000	164,670.31
<b>Office of Tax Legislative Counsel:</b>						
Salaries.....	90,500	80,000	103,300.00	90,500	82,000	84,200.25
<b>Division of Research and Statistics:</b>						
Salaries.....	178,100	155,000	181,500.00	178,000	158,000	175,589.63
<b>Office of General Counsel:</b>						
Salaries.....	179,100	160,000	150,000.00	179,000	160,000	131,228.52
<b>Division of Personnel:</b>						
Salaries.....	206,900	164,000	191,495.00	206,000	165,000	185,795.17

\* Excess of credits, deduct

<sup>1</sup> Appropriation titles in italics are classified as "national defense."

<sup>2</sup> Excludes \$1,800,000,000 to be paid from Exchange Stabilization Fund.

<sup>3</sup> Expenditures are shown under the various agencies to which the funds are allocated.

TABLE 5--Continued

## APPROPRIATIONS AND EXPENDITURES OF GENERAL AND SPECIAL ACCOUNTS--Continued

Organization unit and appropriation title	APPROPRIATIONS			EXPENDITURES		
	Recommended, 1947	Actual, 1946	Actual, 1945	Estimated, 1947	Estimated, 1946	Actual 1945
<b>TREASURY DEPARTMENT--Continued</b>						
<b>Office of Chief Clerk:</b>						
Salaries.....	\$ 355,000	\$286,000	\$345,000.00	\$355,000	\$300,000	\$324,313.63
Miscellaneous expenses.....	240,000					
Contingent expenses.....		260,000	250,000.00	245,000	300,000	243,048.60
Printing and binding, Treasury Department.....	28,000	28,000	24,000.00	28,000	28,000	26,621.90
Total, Office of Chief Clerk.....	623,000	574,000	619,000.00	628,000	628,000	593,984.18
<b>Custody of Treasury buildings:</b>						
Salaries, operating force.....	555,000	452,000	580,000.00	555,000	455,000	546,138.43
<b>Division of Printing:</b>						
Printing and binding.....						° 180.00
Stationery.....						15.31
Total, Division of Printing.....						° 164.69
<b>Fiscal Service:</b>						
<b>Bureau of Accounts:</b>						
Salaries and expenses.....	\$ 861,500	\$32,760	\$30,000.00	\$60,000	\$35,000	\$06,863.84
Emergency relief, administrative expenses.....						° 15,949.82
Salaries and expenses, deposit of withheld taxes.....	500,000	500,000	675,000.00	500,000	506,000	489,822.15
Printing and binding, Bureau of Accounts.....	40,000	32,000	32,000.00	40,000	31,000	39,383.93
<b>Division of Disbursement:</b>						
Salaries and expenses.....	7,200,000	5,700,000	5,250,000.00	7,924,000	7,026,000	5,463,146.72
Printing and binding.....	210,000	184,000	117,500.00	190,000	194,000	124,312.78
Emergency relief, administrative expenses.....						° 17,789.84
Emergency relief liquidation fund.....						33,827.93
Contingent expenses, public moneys.....	426,000	450,000	490,000.00	426,000	429,000	418,775.85
Recoinage of silver coins.....	140,000	140,000	200,000.00	140,000	142,000	161,623.00
Relief of the indigent, Alaska (receipt limitation).....	20,000	24,000	20,000.00	20,000	24,000	17,240.14
Expenses of liquidation, Central Administration Services.....					10,000	144,608.26
Fund for payment of Government losses in shipment (revolving fund).....				45,000	30,000	3,789.61
Refund of moneys erroneously received and covered (indefinite appropriation).....	400,000	400,000	200,000.00	400,000	400,000	389,911.26
Payment of certified claims (indefinite appropriation).....	1,500,000	1,500,000	500,000.00	1,500,000	1,500,000	112,669.75
Total, Bureau of Accounts.....	11,297,500	9,762,760	8,314,500.00	12,045,000	11,130,000	8,172,235.56
<b>Bureau of the Public Debt:</b>						
<b>Administering the public debt:</b>						
Salaries and expenses.....	69,700,000	84,250,000		64,500,000	68,000,000	
Salaries.....			5,965,000.00		24,000	5,124,893.06
Printing and binding.....					17,000	40,946.47
Distinctive paper for United States securities.....	775,000	800,000	929,000.00	800,000	850,000	916,996.67
Emergency fund for the President, national defense, allotment.....						° 101.60
Expenses of loans, act of Sept. 21, 1917, as amended and extended (indefinite appropriation).....			109,500,000.00	2,500,000	13,000,000	67,220,981.96
Total, Bureau of the Public Debt.....	70,475,000	85,050,000	116,394,000.00	67,800,000	81,891,000	73,303,719.56
<b>Office of the Treasurer of the United States:</b>						
Salaries and expenses.....	4,955,000	4,600,000	4,075,000.00	4,825,000	4,733,000	
Salaries.....					145,000	3,586,700.25
Contingent expenses.....			400,000.00		80,000	462,397.33
Salaries (Federal Reserve notes, reimbursable).....	125,900	80,000	85,000.00	120,000	80,000	82,188.28
Printing and binding.....	225,000	275,000	115,000.00	225,000	287,000	128,760.34
Emergency relief, administrative expenses.....						° 17,724.13
<b>Permanent indefinite appropriation: Contingent expenses.</b>						
Federal Reserve notes (reimbursable).....	2,500	1,800	1,030.00	2,400	2,300	481.00
Total, Office of the Treasurer of the United States.....	5,308,400	4,956,800	4,676,030.00	5,172,400	5,327,300	4,242,803.07
Total, Fiscal Service.....	87,080,900	99,769,560	129,384,530.00	85,017,400	98,348,300	85,718,758.19

° Excess of credits, deduct.

° Includes \$2,430 transferred from "Salaries, Office of Secretary of the Treasury."

° Excludes \$38,735 transferred to "Salaries, Office of Secretary of the Treasury."



TABLE 5—Continued  
 APPROPRIATIONS AND EXPENDITURES OF GENERAL AND SPECIAL ACCOUNTS—Continued

Organization unit and appropriation title	APPROPRIATIONS			EXPENDITURES		
	Recommended, 1947	Actual, 1946	Actual, 1945	Estimated, 1947	Estimated, 1946	Actual, 1945
<b>TREASURY DEPARTMENT—Continued</b>						
<b>Bureau of Customs:</b>						
Collecting the revenue from customs.....	\$29,957,000	\$24,118,000	\$26,350,000.00	\$29,657,000	\$25,708,000	\$25,097,510.33
Printing and binding.....	80,000	80,000	85,000.00	100,000	98,000	67,190.41
Indefinite appropriation: Refunds and drawbacks, customs.....	15,000,000	15,000,000	15,497,702.48	15,000,000	15,000,000	14,302,436.86
Total, Bureau of Customs.....	45,037,000	39,198,000	41,932,702.48	44,757,000	40,806,000	39,467,137.60
<b>Office of Comptroller of the Currency:</b>						
Salaries.....	269,000	233,000	276,600.00	265,000	235,000	268,421.95
Printing and binding.....	12,000	12,000	17,000.00	12,000	12,500	13,958.77
Total, Office of Comptroller of the Currency.....	281,000	245,000	293,600.00	277,000	247,500	282,380.72
<b>Bureau of Internal Revenue:</b>						
Collecting the internal revenue.....	186,700,000	136,300,000	146,900,000.00	176,700,000	145,172,000	138,393,970.17
Payment to Alaska of additional income tax on railroads (receipt limitation).....	7,000	9,600	21,850.00	7,000	18,000	
Indefinite appropriation: Refunding internal-revenue collections.....	1,570,000,000	2,584,000,000	949,057,045.61	1,570,000,000	2,584,000,000	907,733,135.48
Salaries and expenses for refunding processing and related taxes and administering title III, Revenue Act of 1936.....						* 5.55
Refunds and payments of processing and related taxes.....					1,600,000	669,964.92
Emergency fund for the President, national defense, allotment.....						* 20.00
Total, Bureau of Internal Revenue.....	1,756,707,000	2,720,309,600	1,095,978,895.61	1,746,707,000	2,730,790,000	1,046,797,045.02
<b>Bureau of Narcotics:</b>						
Salaries and expenses.....	1,331,000	1,167,400	1,338,467.00	1,329,000	1,166,000	1,287,433.78
Printing and binding.....	4,000	4,000	4,000.00	3,800	3,800	2,836.41
Total, Bureau of Narcotics.....	1,335,000	1,171,400	1,342,467.00	1,332,800	1,169,800	1,290,270.19
<b>Bureau of Engraving and Printing:</b>						
Salaries and expenses.....	12,166,000	10,400,000	10,000,000.00	11,500,000	10,600,000	8,121,245.15
Printing and binding.....	5,500	5,500	5,500.00	5,500	5,500	5,306.74
Total, Bureau of Engraving and Printing.....	12,171,500	10,405,500	10,005,500.00	11,505,500	10,605,500	8,126,551.89
<b>Secret Service Division:</b>						
Salaries.....	103,500	72,500	85,000.00	104,000	76,000	81,971.97
Suppressing counterfeiting and other crimes.....	1,911,000	1,400,000	1,674,090.00	1,911,000	1,400,000	1,593,998.37
Emergency relief, administrative expenses.....						* 2,825.72
Salaries, White House Police.....	325,000	260,000	300,000.00	323,000	260,000	247,137.67
Uniforms and equipment, White House Police.....	9,000	9,000	9,000.00	10,000	13,000	8,277.63
Salaries and expenses, guard force, Treasury buildings.....	837,000	654,000	600,000.00	965,000	796,000	627,625.31
Printing and binding.....	8,000	7,000	7,000.00	8,000	8,000	2,247.44
Reimbursement to District of Columbia, benefit payments to White House Police and Secret Service forces.....	45,000	31,500	31,100.00	45,000	33,000	28,245.06
Working fund.....					5,000	* 4,819.38
Total, Secret Service Division.....	3,238,500	2,434,000	2,706,190.00	3,366,000	2,591,000	2,581,858.35
<b>Bureau of the Mint:</b>						
Salaries and expenses.....	180,500	145,000	168,000.00	175,000	145,000	158,605.61
Transportation of bullion and coin, mints and assay offices.....	94,000	12,800	20,300.00	90,000	12,000	21,016.20
Salaries and expenses, mints and assay offices.....	6,775,000	5,400,000	6,315,000.00	6,000,000	5,500,000	5,982,820.34
Printing and binding.....	9,500	8,000	9,500.00	8,000	6,000	8,726.26
Contingent expenses.....						15.90
Special deposit account.....						53,421.27
Total, Bureau of the Mint.....	7,059,000	5,565,800	6,512,800.00	6,273,000	5,663,000	6,224,605.58
<b>Procurement Division:</b>						
Salaries and expenses.....	1,327,000	1,300,000	1,190,000.00	1,327,000	1,300,000	1,367,161.42
General supply fund (revolving fund).....						932,241.31
Emergency relief, administrative expenses.....						* 96,017.33
Surplus property program.....		14,999,000	17,650,000.00			9,301,234.21
Printing and binding.....	150,000	150,000	150,000.00	157,000	155,000	150,620.73
Working capital fund, duplicating services for war agencies.....						* 850,063.71

\* Excess of credits, deduct.

TABLE 5—Continued  
 APPROPRIATIONS AND EXPENDITURES OF GENERAL AND SPECIAL ACCOUNTS—Continued

Organization unit and appropriation title	APPROPRIATIONS			EXPENDITURES		
	Recommended, 1947	Actual, 1946	Actual, 1945	Estimated, 1947	Estimated, 1946	Actual, 1945
<b>TREASURY DEPARTMENT—Continued</b>						
<b>Procurement Division—Continued</b>						
<i>Defense aid:</i>						
<i>Administrative expenses (national defense)</i> .....					\$7,000,000	\$1,037,922.53
<i>Purchase of supplies (national defense)</i> .....				\$100,000,000	550,000,000	1,353,498,899.60
<i>Special fund</i> .....				100,000,000	33,000,000	11,544,814.75
<i>United Nations Relief and Rehabilitation Administration</i> .....				270,000,000	460,000,000	53,954,750.85
<i>Emergency fund for the President (national defense)</i> .....						3,011.81
<i>Strategic and critical materials (national defense), act of June 7, 1939</i> .....				3,500,000	20,130,000	714,653.84
<i>Work-relief supply fund, emergency relief</i> .....						75.28
<b>Total, Procurement Division</b> .....	<b>\$1,477,000</b>	<b>\$16,449,000</b>	<b>\$19,020,000.00</b>	<b>474,984,000</b>	<b>1,071,585,000</b>	<b>1,431,559,307.29</b>
<b>Miscellaneous:</b>						
Claims and judgments.....			5,260,884.93			2,752,165.77
Private relief acts.....			1,838,964.80			1,108,970.37
<b>Total, Treasury, miscellaneous</b> .....			<b>7,099,849.73</b>			<b>3,861,136.14</b>
<b>Total, Treasury Department, exclusive of public-debt items</b> ..	<b>1,924,895,543</b>	<b>3,007,537,903</b>	<b>2,575,640,351.81</b>	<b>2,587,160,243</b>	<b>6,248,566,269</b>	<b>4,009,037,904.45</b>
<b>Public Debt</b>						
<b>Permanent appropriations:</b>						
Interest on the public debt.....	5,000,000,000	4,750,000,000	3,621,947,584.87	5,000,000,000	4,750,000,000	3,621,947,584.87
Cumulative sinking fund.....	587,560,154	587,560,154	587,624,950.45			
<b>Special accounts:</b>						
Redemption of bonds, etc., from repayments of principal of loans, etc., Public Works Administration.....	5,000,000	5,000,000				
Retirements from gifts, forfeitures, and other miscellaneous receipts.....	5,000	5,000	2,000.00			
Obligations retired from Federal intermediate credit bank franchise tax receipts.....	150,000	305,797	231,011.41			
<b>Total, public debt</b> .....	<b>5,592,715,154</b>	<b>5,342,870,951</b>	<b>4,209,805,546.73</b>	<b>5,000,000,000</b>	<b>4,750,000,000</b>	<b>3,621,947,584.87</b>
<b>Total, Treasury Department</b> .....	<b>7,517,610,697</b>	<b>8,350,408,854</b>	<b>6,785,445,898.54</b>	<b>7,587,160,243</b>	<b>10,998,566,269</b>	<b>7,630,985,489.32</b>

TABLE 5  
 APPROPRIATIONS AND EXPENDITURES OF GENERAL AND SPECIAL ACCOUNTS

By organization unit and appropriation title

[For the fiscal years 1947, 1946, and 1945]

Organization unit and appropriation title <sup>1</sup>	APPROPRIATIONS			EXPENDITURES		
	Recommended, 1947	Actual, 1946	Actual, 1945	Estimated, 1947	Estimated, 1946	Actual, 1946
<b>WAR DEPARTMENT</b>						
<b>Military functions <sup>2</sup></b> .....	\$7,100,000,000	<sup>3</sup> \$21,496,902,030	<sup>3</sup> \$15,437,012,094.97	\$7,994,912,000	\$27,995,019,118	\$49,688,659,386.32
<b>Civil functions (classified as national defense):</b>						
Quartermaster Corps:						
<i>Cemeterial expenses, War Department (national defense)</i> .....	2,433,000	1,658,700	1,224,000.00	2,230,000	1,650,000	1,423,225.80
Signal Corps:						
<i>Alaska Communication System (national defense)</i> .....	543,000	227,840	227,840.00	538,000	229,000	230,819.59
United States Soldiers' Home:						
<i>Payment of interest on Soldiers' Home Permanent Fund</i> .....	420,000	420,000	284,756.12	420,000	522,882	284,756.12
<i>Private relief acts</i> .....						2,741.30
<b>Total, civil functions (classified as national defense)</b> .....	3,396,000	2,306,540	1,736,596.12	3,188,000	2,401,882	1,941,542.81
<b>Total, military and civil functions (classified as national defense)</b> .....	7,103,396,000	21,499,208,570	15,438,748,691.00	7,998,100,000	27,997,421,000	49,690,600,929.13
<b>Corps of Engineers:</b>						
Maintenance and improvement of existing river and harbor works.....	120,686,500	76,528,600	54,529,000.00	110,000,000	79,500,000	55,648,958.94
Alteration of bridges over navigable waters of the United States.....	2,900,000			1,000,000	490,000	835,000.00
Flood control, general.....	124,764,000	125,782,060	8,230,100.00	128,000,000	83,500,000	31,136,686.78
Flood control, general (emergency fund).....			12,000,000.00		17,000,000	7,893,757.79
Flood control, Mississippi River and tributaries.....	46,000,000	45,000,000	26,000,000.00	29,000,000	34,000,000	32,376,313.01
Emergency fund for flood control on tributaries of Mississippi River.....	500,000	500,000	500,000.00	500,000	1,000,000	1,672,330.17
Flood control, Sacramento River, California.....	2,000,000	2,050,000	2,800,000.00	1,500,000	2,000,000	2,743,984.14
Flood control, Missouri River, at or near Niobrara, Nebr.....						33.17
Power plant, Bonneville Dam, Columbia River, Oreg., construction.....					856,000	257,025.84
Power plant, Fort Peck Dam, Mont., construction.....	1,505,000			1,505,000	2,200,000	129,211.11
Maintenance and operation, certain Federal water mains outside the District of Columbia.....	12,000	12,000	12,000.00	12,000	12,000	5,473.75
Transferred from: Improvement of Washington Channel, District of Columbia.....				16,000	72,000	27,155.98
Working fund, War, engineers, civil.....					953,000	3,140,962.00
Special deposit account.....						357.09
Permanent appropriations:						
Maintenance and operation of dams and other improvements of navigable waters (special account).....	150,000	135,000	152,885.25	150,000	287,000	189,926.86
Payments to States, flood control, act of June 28, 1938 (special account).....	85,000	85,000	85,438.08	85,000	85,000	69,901.48
<b>Total, Corps of Engineers</b> .....	298,602,500	250,102,600	104,309,423.33	271,768,000	221,955,000	136,127,078.11
<b>Panama Canal (see also table 6):</b>						
Maintenance and operation.....	<sup>4</sup> 12,749,000	<sup>4</sup> 4,137,000	<sup>4</sup> 5,850,000.00	13,800,000	16,200,000	6,506,304.54
Sanitation, Canal Zone.....	2,010,000	1,784,200	1,854,000.00	1,975,000	2,200,000	1,657,854.44
Civil government, Panama Canal and Canal Zone.....	2,406,000	1,377,000	1,476,400.00	2,375,000	2,050,000	1,468,227.97
Construction, additional facilities (national defense).....	1,118,000	810,600		1,900,000	2,550,000	1,275,988.58
Repatriation of unemployed aliens.....				25,000	25,000	14,916.40
Memorial to Maj Gen Geo W Goethals.....				156,500		
Transferred from: <i>Community facilities, defense public works, Office of Administrator, Federal Works Agency</i> .....					29,000	230,108.28
Special deposit accounts.....						<sup>5</sup> 107,768.15
Working fund, Panama Canal.....					380,000	470,375.82
Permanent appropriation: Postal funds, Canal Zone (special account).....	393,500	395,008	550,642.32	375,000	450,000	571,574.15
Claims and judgments.....			5,157.57			
<b>Total, Panama Canal</b> .....	18,676,500	8,504,408	9,736,199.89	20,606,500	23,884,000	12,087,582.03
<b>Total, War Department</b> .....	7,420,675,000	21,757,815,578	15,552,794,314.31	8,290,474,500	28,243,260,000	49,838,815,589.27

<sup>1</sup> Excess of credits, deduct.

<sup>2</sup> Excludes reappropriations shown in table 6.

<sup>3</sup> Appropriation titles in italics are classified as "national defense."

<sup>4</sup> Detailed estimates of appropriation for 1947 will be submitted to the Congress in the spring of 1946. The amounts shown for 1947 are tentative.

<sup>5</sup> Includes \$7,500 in 1947, \$7,200 in 1946, and \$7,308 in 1945 for "Penalty mail costs."



TABLE 6  
REAPPROPRIATIONS OF UNOBLIGATED BALANCES OF GENERAL AND SPECIAL ACCOUNTS <sup>1</sup>

By organization unit and appropriation title

[For the fiscal years 1947, 1946, and 1945]

Organization unit and appropriation title <sup>2</sup>	REAPPROPRIATIONS		
	Estimated, 1947	Estimated, 1946	Actual, 1946
<b>LEGISLATIVE BRANCH</b>			
<b>Library of Congress:</b>			
Security of collections.....			\$29,283
<b>THE JUDICIARY</b>			
<b>United States Supreme Court:</b>			
Preparation of rules for criminal proceedings.....	\$7,123	\$14,377	21,000
Preparation of rules for civil procedure.....	4,461	13,355	6,234
Total, The Judiciary.....	11,584	27,732	27,234
<b>EXECUTIVE OFFICE OF THE PRESIDENT AND INDEPENDENT OFFICES</b>			
<b>Emergency funds appropriated to the President:</b>			
<i>Emergency fund for the President, national defense</i> .....	5,000,000	69,095,375	99,617,998
<i>Emergency fund for the President, defense housing, temporary shelter</i> .....			64,250
<i>Foreign war relief</i> .....		2,150,000	5,657,000
<i>Defense aid (lend-lease)</i> .....		1,770,931,000	4,223,701,305
<b>Civil Service Commission:</b>			
Panama Canal construction annuity fund.....		39,843	
<b>National Mediation Board:</b>			
Arbitration and emergency boards.....			10,012
<b>Tennessee Valley Authority</b> .....		12,087,740	38,642,875
<b>United States Employees' Compensation Commission:</b>			
Salaries and expenses.....		118,390	272,480
Employees' compensation fund.....		1,872,644	3,137,546
Total, Executive Office of the President and independent offices.....	5,000,000	1,856,294,992	4,371,103,466
<b>FEDERAL SECURITY AGENCY</b>			
<b>Office of Education:</b>			
<i>Education and training, defense workers (national defense)</i> .....			46,100,000
<b>Office of the Administrator:</b>			
<i>Expenses of liquidation, National Youth Administration</i> .....			78,000
Total, Federal Security Agency.....			46,178,000
<b>FEDERAL WORKS AGENCY</b>			
<b>Office of the Administrator:</b>			
Liquidation of Public Works Administration.....		8,454,163	9,000,000
Public Works Administration, act of 1938.....		36,386	85,000
Total, Federal Works Agency.....		8,490,549	9,085,000
<b>NATIONAL HOUSING AGENCY</b>			
<b>Office of the Administrator:</b>			
<i>National defense housing, temporary housing</i> .....			7,500,000
<b>Federal Public Housing Authority:</b>			
Annual contributions.....	<sup>3</sup> 2,400,000	2,841,754	2,064,054
Total, National Housing Agency.....	2,400,000	2,841,754	9,564,054
<b>DEPARTMENT OF AGRICULTURE</b>			
<b>Agricultural Research Administration:</b>			
<b>Bureau of Animal Industry:</b>			
Salaries and expenses.....		800,000	343,959
Eradication of foot-and-mouth and other contagious diseases of animals.....	305,000	305,000	305,000
<b>Emergency rubber project</b> .....		4,253,662	3,020,985
<b>Production and Marketing Administration:</b>			
Parity payments (reappropriation to Conservation and use of agricultural land resources, Department of Agriculture).....		13,000,000	
Exportation and domestic consumption of agricultural commodities—permanent annual appropriation.....	88,000,000		
Administration of Federal Crop Insurance Act.....		3,350,000	3,350,000
<b>Farm Security Administration:</b>			
Loans and grants to farmers, 1945 flood damage, 1946.....		2,198,000	12,833,323
<b>Rural Electrification Administration:</b>			
Salaries and expenses.....		331,965	
Total, Department of Agriculture.....	88,305,000	24,238,627	19,853,267

<sup>1</sup> This table is explained in appendix 1.

<sup>2</sup> Appropriation titles in italics are classified as "national defense."

<sup>3</sup> The Government Corporation Control Act, Public Law 248, approved Dec. 6, 1945, requires each wholly owned Government corporation to submit annually to the President for transmittal to the Congress a budget program or plan of operations. Because of the lateness of the passage of the act, the 1947 budget programs of the corporations will be submitted to the Congress in the spring as a supplement to the regular Budget. Consequently, this amount is a tentative figure.

TABLE 6—Continued

## REAPPROPRIATIONS OF UNOBLIGATED BALANCES OF GENERAL AND SPECIAL ACCOUNTS—Continued

Organization unit and appropriation title	REAPPROPRIATIONS		
	Estimated, 1947	Estimated, 1946	Actual, 1945
<b>DEPARTMENT OF COMMERCE</b>			
<b>Office of Administrator of Civil Aeronautics:</b>			
Establishment of air-navigation facilities.....	\$500,000	\$5,995,267	\$5,683,672
Development of landing areas for national defense.....	1,989,408	17,683,860	46,344,586
Total, Department of Commerce.....	2,489,408	23,679,127	52,028,258
<b>DEPARTMENT OF THE INTERIOR</b>			
United States High Commissioner to the Philippine Islands.....		74,971	
<b>Bureau of Indian Affairs:</b>			
Redemption of restricted Indian property subject to taxation.....	2,567	5,567	5,636
Purchase of improvements on lands, Havasupai Indian Reservation, Ariz.....		2,350	
Suppressing contagious diseases of livestock on Indian reservations.....	13,460	33,583	56,658
<b>Bureau of Mines:</b>			
Construction and equipment of helium plants.....	538,740	1,105,080	1,823,256
Development of processes for recovery of waste metals (national defense).....			59,648
Helium production.....	2,280,449	2,786,913	2,069,515
<b>National Park Service:</b>			
Water rights.....	14,269	25,878	38,101
<b>Fish and Wildlife Service:</b>			
Maintenance of mammal and bird reservations.....		40,000	
Migratory bird conservation fund (receipt limitation).....	2,364,594	2,464,594	2,520,723
Total, Department of the Interior.....	5,214,079	6,538,938	6,573,537
<b>DEPARTMENT OF LABOR</b>			
<b>Office of the Secretary:</b>			
Salaries and expenses, Division of Labor Standards (national defense).....			40,000
<b>NAVY DEPARTMENT</b>			
<b>Navy Department.....</b>			5,000,000
<b>DEPARTMENT OF STATE</b>			
<b>International obligations:</b>			
Salaries and expenses, International Boundary Commission, United States and Mexico.....			24,964
Lower Rio Grande flood control.....			583,655
Cooperation with the American republics.....			400,000
Total, Department of State.....			1,008,619
<b>WAR DEPARTMENT</b>			
<b>Military functions.....</b>		10,397,270,501	32,766,044,947
Grand total, reappropriations of unobligated balances.....	103,420,071	12,319,382,220	37,286,535,665

TABLE 7

CONTRACT AUTHORIZATIONS AND APPROPRIATIONS TO LIQUIDATE CONTRACT AUTHORIZATIONS<sup>1</sup>

By organization unit and appropriation title

[For the fiscal years 1947, 1946, and 1945]

Organization unit and appropriation title <sup>2</sup>	Recommended, 1947		Actual, 1946		Actual, 1945	
	New contract authorizations	Appropriations to liquidate contract authorizations <sup>3</sup>	New contract authorizations	Appropriations to liquidate contract authorizations <sup>3</sup>	New contract authorizations	Appropriations to liquidate contract authorizations <sup>3</sup>
<b>Legislative Branch:</b>						
Architect of the Capitol: Capitol building and repairs.....			\$861,000			
<b>Executive Office of the President:</b>						
<i>War agencies</i> .....		\$7,000,000		\$3,844,713	\$2,500,000	\$4,000,000
<b>United States Maritime Commission</b> .....					\$5,700,000,000	6,116,678,159
<b>Federal Works Agency:</b>						
Public Roads Administration:						
Federal-aid highway system.....		55,000,000		25,000,000		40,000,000
Federal-aid postwar highways.....	\$500,000,000	175,000,000		25,000,000	500,000,000	
Federal-aid secondary or feeder roads.....		23,000,000		3,000,000		3,000,000
Elimination of grade crossings.....		30,000,000		6,000,000		
Inter-American Highway.....		5,000,000		1,000,000	6,000,000	
<i>Access roads</i> .....		7,323,155		35,000,000		55,000,000
<i>Strategic highway network</i> .....		10,515,637		10,000,000		18,000,000
<i>Surveys and plans</i> .....				3,000,000		4,000,000
Total, Federal Works Agency.....	500,000,000	305,838,792		108,000,000	506,000,000	120,000,000
<b>Navy Department</b> .....	\$400,000,000	\$800,000,000	2,680,273,924	4,270,231,400	3,881,134,992	10,739,752,500
Total.....	900,000,000	1,112,838,792	2,681,134,924	4,391,076,113	10,089,634,992	16,980,430,659

<sup>1</sup> This table is explained in appendix 1.<sup>2</sup> Appropriation titles in italics are classified as "national defense."<sup>3</sup> The appropriations in this table are included in the amounts shown in table 5 for the corresponding appropriations.<sup>4</sup> Made immediately available by legislation in the Independent Offices Appropriation Act, 1945, approved June 27, 1944.<sup>5</sup> Detailed estimates of appropriation for 1947 will be submitted to the Congress in the spring of 1946. The amounts shown for 1947 are tentative.

TABLE 8  
RESCISSIONS OF APPROPRIATIONS AND CONTRACT AUTHORIZATIONS<sup>1</sup>

By organization unit and appropriation title

[For the fiscal years 1947, 1946, and 1945]

Organization unit and appropriation title <sup>2</sup>	Estimated, 1946	Actual, 1945
<b>APPROPRIATIONS</b>		
<b>Executive Office of the President:</b>		
<i>War agencies</i> .....		\$53,622,000
<b>Independent offices:</b>		
Civil Service Commission:		
Salaries and expenses.....		375,000
<i>Salaries and expenses (national defense)</i> .....		75,000
General Accounting Office: Salaries.....		4,000,000
Interstate Commerce Commission: <i>Salaries and expenses, emergency</i> .....		55,000
United States Maritime Commission: <i>Construction fund, act of June 29, 1936, revolving fund</i> .....		3,100,000,000
<b>Federal Security Agency:</b>		
Office of Education: <i>Education and training, defense workers (national defense)</i> .....		5,000,000
Public Health Service: <i>Emergency health and sanitation activities (national defense)</i> .....		800,000
<b>Federal Works Agency:</b>		
Public Buildings Administration: <i>Emergency safeguarding of public buildings and property</i> .....		6,400,000
<b>Department of Agriculture:</b>		
<i>Salaries and expenses, War Food Administration</i> .....		2,000,000
<b>Department of Commerce:</b>		
Office of Surplus Property: <i>Federal property utilization program</i> .....		3,000,000
<b>Department of the Interior:</b>		
Office of Fishery Coordinator: Salaries and expenses.....		25,000
War Relocation Authority: <i>Salaries and expenses</i> .....		1,500,000
Solid Fuels Administration for War: <i>Salaries and expenses</i> .....		850,000
Bureau of Mines:		
<i>Enforcement of Federal Explosives Act</i> .....		35,000
<i>Construction and equipment of helium plants (national defense)</i> .....		500,000
<i>Protection of mineral resources and facilities (national defense)</i> .....		95,000
<i>Manganese beneficiation pilot plants and research (national defense)</i> .....		100,000
<i>Production of alumina from low-grade bauxite, aluminum clays and alunite (national defense)</i> .....		185,000
<i>Investigation of bauxite and alunite ores and aluminum clay deposits (national defense)</i> .....		187,000
<i>Manganese pilot plants and research (national defense)</i> .....		90,000
<i>Reduction in zinc concentrates with methane gas (national defense) (no year)</i> .....		75,000
Government in the Territories: <i>Emergency fund, Territories and island possessions (national defense)</i> .....		4,000,000
<b>Department of Justice:</b>		
Legal activities and general administration:		
Salaries, Crimes Division.....		200,000
Salaries and expenses, Lands Division.....		375,000
<i>Salaries and expenses, War Division</i> .....		85,000
Federal Bureau of Investigation: <i>Salaries and expenses, detection and prosecution of crimes, emergency</i> .....		6,400,000
<b>Treasury Department:</b>		
Office of the Secretary: Loan to District of Columbia for black-out expenses (no year).....		100,000
Foreign Funds Control: Salaries and expenses.....		1,000,000
Bureau of the Public Debt: Salaries and expenses.....		550,000
Office of the Treasurer of the United States: Salaries.....		440,000
<b>Amount included in H. R. 4407 as passed by Congress:</b>		
<i>National defense</i> .....	\$47,570,755,898	
Other.....	8,986,974	
<b>Recommended pursuant to Second Deficiency Appropriation Act, 1945:</b>		
<i>National defense</i> .....	5,750,891,483	
Other.....	537,000	
Total, rescissions of appropriations.....	53,331,171,355	3,192,119,000
<b>APPROPRIATIONS TO LIQUIDATE CONTRACT AUTHORIZATIONS</b>		
<b>United States Maritime Commission:</b>		
<i>Construction fund, act of June 29, 1936, revolving fund</i> .....		3,100,000,000
<b>Amount included in H. R. 4407 as passed by Congress:</b>		
National defense.....	1,447,565,176	
<b>Recommended pursuant to Second Deficiency Appropriation Act, 1945:</b>		
National defense.....	1,149,620,000	
Total, appropriations to liquidate contract authorizations (national defense).....	2,597,185,176	3,100,000,000
<b>CONTRACT AUTHORIZATIONS</b>		
<b>United States Maritime Commission:</b>		
<i>Construction fund, act of June 29, 1936, revolving fund</i> .....		4,265,000,000
<b>Navy Department</b>		2,000,000,000
<b>Amount included in H. R. 4407 as passed by Congress:</b>		
National defense.....	4,213,231,473	
<b>Recommended pursuant to Second Deficiency Appropriation Act, 1945:</b>		
National defense.....	420,079,000	
Total, contract authorizations (national defense).....	4,633,310,473	6,265,000,000

<sup>1</sup> This table is explained in appendix I.

<sup>2</sup> Appropriation titles in italics are classified as "national defense."



**TABLE 9**  
**NET EXPENDITURES OF GOVERNMENT CORPORATIONS AND CREDIT AGENCIES<sup>1</sup>**  
*From checking accounts with the Treasurer of the United States<sup>2</sup>*

[For the fiscal years 1947, 1946, and 1945]

Classification	Estimated, 1947	Estimated, 1946	Actual, 1945
<b>National defense activities (net):</b>			
Reconstruction Finance Corporation.....	* \$1,000,000,000	\$200,000,000	\$472,033,150.28
<b>International finance (net):</b>			
Export-Import Bank of Washington.....	1,000,000,000	<sup>4</sup> 275,000,000	* 164,811.36
Reconstruction Finance Corporation.....		<sup>5</sup> * 174,000,000	
Total, international finance (net).....	1,000,000,000	101,000,000	* 164,811.36
<b>Redemption of obligations in the market (net):</b>			
Guaranteed by United States:			
Commodity Credit Corporation.....	* 25,000,000	10,000,000	434,045,722.88
Federal Farm Mortgage Corporation.....		7,000,000	35,083,700.00
Federal Housing Administration.....	2,000,000	3,000,000	3,759,450.00
Federal Public Housing Authority.....			58,000.00
Home Owners' Loan Corporation.....		15,000,000	803,027,370.00
Reconstruction Finance Corporation.....			157,000.00
Not guaranteed by United States:			
Federal home loan banks.....	* 10,000,000	* 5,000,000	8,000,000.00
Federal land banks.....	100,000,000	200,000,000	268,583,700.00
Home Owners' Loan Corporation.....			18,625.00
Total, redemption of obligations in the market (net).....	67,000,000	230,000,000	1,552,733,547.88
<b>Other activities (net):</b>			
Commodity Credit Corporation.....	<sup>3</sup> 750,000,000	<sup>3</sup> * 150,000,000	470,827,124.45
Federal Housing Administration.....			* 5,362,285.67
Federal Public Housing Authority.....	30,000,000	15,000,000	11,667,460.25
Home Owners' Loan Corporation.....	* 175,000,000	* 250,000,000	* 323,452,592.78
Reconstruction Finance Corporation.....	275,000,000	174,000,000	* 288,208,497.96
Rural Electrification Administration.....			* 2,553,194.95
Other agencies.....	* 145,000,000	* 255,000,000	* 709,136,796.03
Total, other activities (net).....	735,000,000	* 466,000,000	* 846,218,782.69
Total, net expenditures from checking accounts.....	802,000,000	65,000,000	1,178,383,134.11

\* Excess of credits, deduct.

<sup>1</sup> This table is explained in appendix 1.

<sup>2</sup> The Government Corporation Control Act, Public Law 248, approved Dec. 6, 1945, requires each wholly owned Government corporation to submit annually to the President for transmittal to the Congress a budget program or plan of operations. Because of the lateness of the passage of the act, the 1947 budget programs of the corporations will be submitted to the Congress in the spring of 1946 as a supplement to the regular Budget. The amounts shown for 1947 and 1946 are tentative.

<sup>3</sup> Includes estimated receipts from appropriations for restoration of capital impairments of \$750,000,000 in 1947 and \$900,000,000 in 1946.

<sup>4</sup> Includes estimated receipts of \$825,000,000 for subscriptions to capital stock of Export-Import Bank.

<sup>5</sup> Represents receipts from sale of preferred stock of Export-Import Bank to the United States Treasury.

TABLE 10  
RECEIPTS OF TRUST ACCOUNTS<sup>1</sup>

Based on existing legislation

[For the fiscal years 1947, 1946, and 1945]

Source	Estimated, 1947	Estimated, 1946	Actual, 1945
<b>Unemployment trust fund:</b>			
Deposits by States (net).....	\$1,001,400,000	\$1,055,500,000	\$1,256,002,876.17
<b>Railroad unemployment insurance account:</b>			
Deposits by Railroad Retirement Board.....	90,000,000	108,000,000	118,794,041.80
Transfers from States (act June 25, 1938).....			360,930.15
Transfers from railroad unemployment insurance administration fund (act Oct. 10, 1940).....	7,952,730	9,617,970	8,948,213.00
Interest on investments.....	148,790,571	143,371,803	123,641,542.98
<b>Total, unemployment trust fund.....</b>	<b>1,248,143,301</b>	<b>1,316,489,773</b>	<b>1,507,756,604.10</b>
<b>Federal old-age and survivors insurance trust fund:</b>			
Interest on investments.....	165,006,569	147,276,473	123,853,998.15
Net appropriation from general fund receipts.....	1,425,810,000	1,097,730,000	1,282,969,759.85
<b>Total, Federal old-age and survivors insurance trust fund.....</b>	<b>1,590,816,569</b>	<b>1,245,006,473</b>	<b>1,406,823,758.00</b>
<b>Veterans life insurance funds:</b>			
<b>National service life insurance fund:</b>			
Premiums.....	305,600,000	891,200,000	954,147,778.13
Interest and profits on investments.....	161,320,000	128,640,000	56,746,736.32
Transfers from general fund.....	169,535,000	1,228,000,000	1,116,524,685.43
<b>Total, national service life insurance fund.....</b>	<b>636,455,000</b>	<b>2,247,840,000</b>	<b>2,127,419,199.88</b>
<b>Government life insurance fund:</b>			
Premiums and other receipts.....	45,230,000	47,965,000	57,727,398.36
Interest and profit on investments.....	39,731,000	42,367,000	39,472,000.30
<b>Total, Government life insurance fund.....</b>	<b>84,961,000</b>	<b>90,332,000</b>	<b>97,199,398.66</b>
<b>Total, veterans life insurance funds.....</b>	<b>721,416,000</b>	<b>2,338,172,000</b>	<b>2,224,618,598.54</b>
<b>Federal employees' retirement funds:</b>			
<b>Civil-service retirement and disability fund:</b>			
Deduction from salaries, etc.....	180,838,375	245,773,375	288,255,434.04
Interest and profits on investments.....	95,648,862	81,175,047	68,582,148.62
Transfers from general fund—United States share.....	220,100,000	245,000,000	194,500,000.00
District of Columbia share.....	1,193,000	1,220,000	1,290,875.00
<b>Total, civil-service retirement and disability fund.....</b>	<b>497,780,237</b>	<b>573,168,422</b>	<b>552,628,457.66</b>
<b>Canal Zone retirement and disability fund:</b>			
Deductions from salaries, etc.....	1,333,443	1,277,987	1,142,878.33
Interest on investments.....	496,347	445,448	403,321.52
Transfers from general fund—United States share.....	1,177,000	1,177,000	1,177,000.00
<b>Total, Canal Zone retirement and disability fund.....</b>	<b>3,006,790</b>	<b>2,900,435</b>	<b>2,723,199.85</b>
<b>Alaska Railroad retirement fund:</b>			
Contributions.....	175,738	214,790	177,402.75
Interest on investments.....	101,958	88,415	75,520.54
Transfers from general fund—United States share.....	217,000	217,000	175,000.00
<b>Total, Alaska Railroad retirement fund.....</b>	<b>494,696</b>	<b>520,205</b>	<b>427,923.29</b>
<b>Foreign Service retirement and disability fund:</b>			
Deductions from salaries, etc.....	275,000	275,000	237,975.22
Interest on investments.....	325,000	325,000	308,722.57
Transfers from general fund—United States share.....	922,800	922,800	910,500.00
<b>Total, Foreign Service retirement and disability fund.....</b>	<b>1,522,800</b>	<b>1,522,800</b>	<b>1,457,197.79</b>
<b>Total, Federal employees' retirement funds.....</b>	<b>502,804,523</b>	<b>578,111,862</b>	<b>557,236,778.59</b>
<b>Railroad retirement account:</b>			
Interest on investments.....	24,015,000	19,874,000	15,240,493.19
Transfers from general fund.....	230,895,200	359,250,800	308,817,000.00
<b>Total, railroad retirement account.....</b>	<b>254,910,200</b>	<b>379,124,800</b>	<b>324,057,493.19</b>
<b>Other trust accounts:</b>			
<b>Legislative branch:</b>			
Library of Congress catalog card fees, deposits.....	35,000	35,000	37,506.06
Library of Congress copyright fees, deposits.....	50,000	50,000	59,780.75
Library of Congress gift fund.....	30,000	40,000	121,831.15

<sup>1</sup> This table is explained in appendix 1.

TABLE 10—Continued  
RECEIPTS OF TRUST ACCOUNTS—Continued

Source	Estimated, 1947	Estimated, 1946	Actual, 1945
<b>Other trust accounts—Continued</b>			
<b>Legislative branch—Continued</b>			
Library of Congress trust fund investment account.....	\$22,500	\$22,500	\$27,527.94
Library of Congress trust fund permanent loan account.....			65,646.37
Government Printing Office, Superintendent of Documents, unearned proceeds of sale of publications.....	1,000,000	1,000,000	1,214,175.34
<b>Total, legislative branch.....</b>	<b>1,137,500</b>	<b>1,147,500</b>	<b>1,526,467.61</b>
<b>The Judiciary:</b>			
<b>Deposits of collections:</b>			
Clerks of the United States district courts.....			324,188.90
Clerks of the United States circuit courts of appeals.....			153,575.11
Clerk of the United States Court of Appeals for the District of Columbia.....			3,583.23
Clerk of Emergency Court of Appeals.....			1,418.43
<b>Total, The Judiciary.....</b>			<b>482,765.67</b>
<b>Executive Office of the President and independent offices:</b>			
Canal Zone Biological Area fund, deposits.....	3,000	5,000	16,122.82
United States Employees' Compensation Commission, relief and rehabilitation and interest on investments, Longshoremen and Harbor Workers' Compensation Act.....	50,000	50,000	74,455.14
United States Employees' Compensation Commission, receipts and interest on investments, District of Columbia, Workmen's Compensation Act.....	6,000	6,000	18,352.20
Federal Communications Commission, receipts, international telecommunication settlements.....	12,000	10,000	3,212.97
Federal Power Commission, licenses under Federal Power Act from Indian reservations.....	214,180	196,000	196,480.83
General Accounting Office, withholdings from contractors for wage adjustments, act of Aug. 30, 1935.....	2,300	2,300	1,969.65
Governments Services, Inc.....			13,798,633.89
<b>Interstate Commerce Commission:</b>			
Deposits, unearned permit fees.....			1,005.50
Deposits, unearned fees, admission of attorneys.....	800	800	830.00
National Archives: Franklin D. Roosevelt Library income account, deposits.....	8,000	10,000	1,819.95
<b>National Capital Housing Authority:</b>			
Loan by United States Housing Authority for low-rent housing fund.....			* 17.55
Langston management, deposits.....	114,000	116,000	117,003.67
Completed properties, deposits.....	1,000,000	950,000	975,632.63
National Capital Park and Planning Commission.....		10,000	
National Industrial Recovery Administration, deposits of unclaimed code funds, State directors.....			* 281.56
Securities and Exchange Commission, deposits, unearned fees.....	175,000	175,000	177,641.00
<b>Veterans Administration:</b>			
<b>Adjusted-service certificate fund:</b>			
Interest on investments.....	15,910	260,000	933,812.90
Interest on loans.....			5,412.73
Transfers from general fund.....			9,000,000.00
<b>Total, adjusted-service certificate fund.....</b>	<b>15,910</b>	<b>260,000</b>	<b>9,939,225.63</b>
<b>Miscellaneous trust accounts:</b>			
Funds due incompetent beneficiaries, deposits.....	400,000	400,000	708,788.47
General post fund, national homes, deposits.....	300,000	300,000	121,640.68
Personal funds of patients, deposits.....	5,700,000	5,700,000	8,273,552.94
<b>Total, Veterans Administration.....</b>	<b>6,415,910</b>	<b>6,660,000</b>	<b>19,043,207.72</b>
<b>Total, Executive Office of the President and independent offices.....</b>	<b>8,001,190</b>	<b>8,191,100</b>	<b>34,426,068.86</b>
<b>Federal Security Agency:</b>			
Civilian Conservation Corps: Deposit account.....			46.00
<b>Food and Drug Administration:</b>			
Deposits, sea food inspection fees.....	16,000	16,000	15,870.02
Deposits, insulin certification fees.....	4,500	4,500	4,302.08
Deposits, penicillin certification fees.....	16,000	16,000	
Deposits, coal tar colors, certification fees.....	10,000	10,000	8,932.66
<b>Public Health Service:</b>			
Contributions and interest on investments, National Institute of Health conditional gift fund.....	5,000	5,000	8,998.74
Contributions to National Cancer Institute unconditional gift fund.....		60	96.45
Narcotic farm, deposits of personal funds and earnings of inmates.....	100,000	100,000	115,619.37
Proceeds from effects and moneys of former patients.....	6,000	6,000	6,718.94
Deposits, erection or support of hospitals for sick or disabled seamen.....			3,393.50
<b>Saint Elizabeths Hospital:</b>			
Personal funds of patients.....	380,000	412,000	397,625.35
Pension money.....	125,000	122,000	132,694.31
Contributions, Saint Elizabeths Hospital unconditional gift fund.....			10.00
<b>Total, Federal Security Agency.....</b>	<b>662,500</b>	<b>691,560</b>	<b>694,307.42</b>

\* Excess of credits, deduct.

TABLE 10—Continued  
RECEIPTS OF TRUST ACCOUNTS—Continued

Source	Estimated, 1947	Estimated, 1946	Actual, 1945
<b>Other trust accounts—Continued</b>			
Federal Works Agency:			
Public Roads Administration: Contributions from States, etc., cooperative work, strategic network of highways		\$20,000	\$98,225.00
Office of the Administrator:			
Proceeds, sale of materials acquired under scrap-collection program		40,000	23,163.36
Unclaimed moneys due creditors of contractors with the United States under a cost-plus-a-fixed-fee contract		3,500	4,938.27
<b>Total, Federal Works Agency</b>		<b>63,500</b>	<b>126,326.63</b>
National Housing Agency:			
Deposits, operation and maintenance of resettlement projects, Federal Public Housing Authority, act of Dec. 18, 1941 (55 Stat. 838)	\$1,628,500	1,716,000	1,832,104.73
Deposits, unearned collections, title I, National Housing Act, as amended	75,000	200,000	389,332.96
Deposits, recoveries on real properties acquired under insurance granted prior to July 1, 1939, title I, National Housing Act	10,000	20,000	44,077.59
Deposits, reserve for maintenance and repair, lease and purchase agreements, Federal Public Housing Authority, act of June 26, 1934	3,000	5,000	8,259.13
Deposits toward purchase price, lease and purchase contracts, Federal Public Housing Authority, act of June 26, 1934	25,000	50,000	55,523.24
<b>Total, National Housing Agency</b>	<b>1,741,500</b>	<b>1,991,000</b>	<b>2,329,297.65</b>
Department of Agriculture:			
Forest Service: Cooperative fund	2,000,000	2,000,000	3,406,067.55
Production and Marketing Administration:			
Grain moisture content and grade determination for Commodity Credit Corporation, deposits by producers	1,771,029	750,000	740,669.15
Deposits, indemnity fund, county associations	10,000	10,000	14,164.58
Deposits of undistributed cotton price adjustment payments	500	500	533.62
Deposits of fees, inspection and grading of farm products	5,715,000	6,936,000	6,343,415.24
Deposits by producers, expenses, grading of agricultural commodities for Commodity Credit Corporation	675,000	660,000	716,000.00
Commodity stamp trust fund, transfers from general fund			* 18,105,953.25
Federal Surplus Commodities Corporation, proceeds from sale of hides			* 349,493.62
Farm Security Administration:			
Resettlement of rural rehabilitation projects, deposits	150,000	400,000	1,001,315.09
Assets of State rural rehabilitation corporations, deposits	6,000,000	6,500,000	9,020,187.12
Reserve for maintenance and repair, lease and purchase agreements, deposits		100	918.24
Deposits toward purchase price, lease and purchase contracts		5,000	77,005.62
Miscellaneous trust accounts:			
Deposits of miscellaneous contributed funds	100,000	100,000	132,021.10
Deposits, unearned fees and other charges, sec. 8a (4), Commodity Exchange Act	14,000	13,000	12,434.00
Deposits, unearned proceeds, lands, etc., Taylor Grazing Act			12.77
Deposits to secure payments for reproduction of photographs, mosaics, and maps	27,000	27,000	25,652.19
<b>Total, Department of Agriculture</b>	<b>16,462,529</b>	<b>17,401,600</b>	<b>3,034,949.40</b>
Department of Commerce:			
Bureau of the Census, deposits, special statistical work	180,000	180,000	192,554.76
Bureau of Foreign and Domestic Commerce, deposits, special statistical work	8,450	15,350	7,126.26
Patent Office, deposits, unearned fees	65,000	65,000	64,863.38
Weather Bureau, deposits, special statistical work		750	750.00
<b>Total, Department of Commerce</b>	<b>253,450</b>	<b>261,100</b>	<b>265,294.40</b>
Department of the Interior:			
Grazing Service:			
Contributions, grazing districts	75,000	75,000	72,803.95
Deposits, unearned proceeds, lands, etc., Grazing Service			11,638.28
General Land Office:			
Deposits, public survey work	10,000	10,000	6,771.87
Trustee funds, Alaska town sites	2,000	2,000	747.83
Deposits, unearned proceeds, lands, etc.	1,343,070	1,343,070	1,182,984.53
Bureau of Indian Affairs:			
Contributions of funds for Indian projects			9,549.27
Deposits, leases, etc., Pawnee Indian Agency and school reserves, Oklahoma	1,300	1,300	1,496.11
Interest on tribal funds	600,000	615,000	594,501.07
Interest on proceeds of labor	230,000	235,000	225,607.29
Proceeds of sales and leases of Indian lands, etc.	4,500,000	4,240,000	4,238,959.75
Annette Islands reserve, Alaska, deposits, leases, etc.	45,000	50,000	45,675.11
Proceeds of labor (act June 13, 1930)	2,200,000	2,230,000	2,235,552.74
Proceeds of labor, Indian moneys, agencies, schools, etc.	667,500	675,000	673,899.19
Puye Cliff Ruins, New Mexico, admission fees	400	300	350.00
Indian ceded lands, receipts due to Indians under Grazing Act, June 28, 1934			211.93

\* Excess of credits, deduct.

TABLE 10—Continued  
RECEIPTS OF TRUST ACCOUNTS—Continued

Source	Estimated, 1947	Estimated, 1946	Actual, 1945
<b>Other trust accounts—Continued</b>			
<b>Department of the Interior—Continued</b>			
Bureau of Reclamation: Contributions to reclamation fund.....	\$1,358,300	\$1,360,300	\$1,076,842.14
Southwestern Power Administration:			
Deposits from sale and transmission of electric energy, Grand River Dam project, Oklahoma:			
Operating revenues.....		1,830,000	2,164,911.13
Public Works Administration loan and grant funds.....			8,796.37
National Park Service:			
Preservation of birthplace of Abraham Lincoln, interest on endowment fund.....	2,393	2,393	2,392.50
Donations for lands, etc.....	20,000	41,500	
Contributions to national park trust fund.....	1,500	1,500	1,612.00
Income on investments.....	500	500	500.76
Proceeds from effects of deceased employees.....			287.82
Fish and Wildlife Service:			
Deposits, contributed funds.....	12,000	12,000	14,698.40
Fox and fur seal industries, Pribilof Islands, advances.....	105,000	104,600	184,653.00
Deposits, unearned proceeds, sales of furs.....	700	700	32.32
Government in the Territories: Funds contributed for improvement of roads, bridges, and related works, Alaska.....	125,000	125,000	88,413.31
<b>Total, Department of the Interior.....</b>	<b>11,299,663</b>	<b>12,955,163</b>	<b>12,843,888.67</b>
<b>Department of Justice:</b>			
Legal activities and general administration: United States marshals, deposits of collections.....			400,771.97
Immigration and Naturalization Service:			
Deposits of funds of aliens who become public charges.....	10,000	10,000	4,508.00
Deposits to secure payment of fines and passage money.....	25,000	25,000	44,525.50
Deposits, unearned naturalization fees.....	4,000	4,000	* 8,763.99
Federal Prison System:			
Deposits of funds of Federal prisoners.....	2,000,000	2,000,000	1,684,097.67
Deposits of commissary funds, Federal prisons.....	950,000	950,000	769,319.20
<b>Total, Department of Justice.....</b>	<b>2,989,000</b>	<b>2,980,000</b>	<b>2,894,458.35</b>
<b>Department of Labor:</b>			
Deposit by State agencies, supply and distribution of farm labor, employment services, War Manpower functions.....	250,000	250,000	444,661.25
<b>Navy Department:</b>			
Contributions to United States Naval Academy Museum fund.....			2,448.26
Contributions to United States Naval Academy, general gift fund.....			200.00
Income on investments, United States Naval Academy, general gift fund.....	2,100	2,100	1,530.23
Income on investments, United States Naval Academy Museum fund.....	10	21,500	10.79
Profit from sale of ships' stores.....	2,500,000	7,500,000	16,731,473.73
Navy fines and forfeitures, deposits.....			12,916.23
Pay of the Navy, deposits.....	271,000	604,000	883,043.21
Navy hospital fund, deposits.....			33,923.57
Pay of the Marine Corps, deposits.....	400,000	1,300,000	1,929,683.80
Funds of United States naval prisoners, deposits.....			1,383.00
Personal funds of naval and civilian personnel located overseas, deposits.....	2,000,000	3,000,000	2,279,515.09
Unclaimed moneys due creditors of contractors with the United States under a cost-plus-a-fixed-fee contract.....	100,000	100,000	53,195.15
Deposits, compensation awards, property requisitioned for national defense.....		7,000	252,722.25
<b>Total, Navy Department.....</b>	<b>5,273,110</b>	<b>12,534,600</b>	<b>22,182,045.31</b>
<b>Department of State:</b>			
Settlement of claims, Special Claims Commission, under art. 2 of convention, Apr. 24, 1934, between the United States and Mexico.....			452,500.34
Settlement of claims, Special Claims Commission, under art. 1 of agreement, Oct. 25, 1934, between the United States and Turkey.....			99,338.09
Deposits of collections, Mexican claims fund.....	2,500,000	2,500,000	2,500,000.00
Deposits, Mexican claims fund, expropriation of petroleum properties and default of bonds.....	4,085,000	4,085,000	4,085,327.45
Deposits, American Republics, the Philippines, and Liberia for expenses of detail of United States employees.....	25,000	15,000	13,381.00
Wages due American seamen.....	40,000	40,000	33,945.80
Estates of decedents.....	5,000	5,000	5,546.06
Deposits, unearned passport and application fees.....			\$2,180.64
Deposits, compensation awards, property requisitioned for national defense, Foreign Economic functions.....		43,000	150,726.27
<b>Total, Department of State.....</b>	<b>6,655,000</b>	<b>6,688,000</b>	<b>7,422,945.65</b>
<b>Treasury Department:</b>			
Fiscal service:			
Deposits from redemption of Government bonds, interest coupons, etc., found and owners unknown.....			35.56
Proceeds of Government obligations held for rightful owners.....			265.00
Proceeds from redemption of undelivered Liberty Loan bonds belonging to subscribers whose whereabouts are unknown.....	5,000	5,000	6,947.20
Bureau of Internal Revenue:			
American Samoa, coconut-oil tax, internal revenue.....	1,500	1,500	1,425.03
Philippine Islands, internal revenue collections.....	500	500	
Philippine Islands, coconut-oil tax, internal revenue.....	1,150,000	6,410,000	* 27,958.37
Puerto Rico, internal revenue collections.....	10,000	10,000	2,179.82

\* Excess of credits, deduct.

TABLE 10—Continued  
RECEIPTS OF TRUST ACCOUNTS—Continued

Source	Estimated, 1947	Estimated, 1946	Actual, 1945
<b>Other trust accounts—Continued</b>			
Treasury Department—Continued			
Bureau of Internal Revenue—Continued			
Puerto Rico and Virgin Islands, deposits for expenses, Treasury Department, enforcement title III, National Prohibition Act, as amended.....	\$68,000	\$68,570	\$47,880.00
United States Processing Tax Board of Review: Deposits, unearned fees and costs.....			374.05
<b>Total, Treasury Department.....</b>	<b>1,235,000</b>	<b>6,495,570</b>	<b>31,148.29</b>
War Department:			
Funds held for military personnel and related units overseas.....	3,000,000	10,000,000	33,293,164.74
Pay of the Army, deposit fund.....	15,000,000	50,000,000	152,529,856.94
Personal funds of military and civilian personnel located overseas, deposits.....	150,000,000	300,000,000	677,987,164.93
Proceeds from effects of mentally incompetent soldiers.....	250,000	500,000	319,467.29
Proceeds from estates of deceased personnel.....	10,000	20,000	20,917.58
Proceeds from estates of deceased soldiers, Regular Army.....	150,000	200,000	886,118.26
Interest on investments, bequest of Maj. Gen. Fred C. Ainsworth to Walter Reed General Hospital.....	279	279	278.88
Soldiers' Home permanent fund.....	1,881,000	1,881,000	3,228,834.42
Fort Monroe, Va., contributions for sewerage system.....	15,000	15,000	15,985.43
Deposits, operating costs of plants by Army under Executive orders.....			584,864.03
Deposits, cash collection, United States Savings bonds, overseas.....	1,000,000	7,500,000	19,784,985.70
Deposits, air transportation, Air Transport Command.....	10,000,000	15,406,000	1,668,518.34
Deposits, unapplied balances from class A pay reservations of mentally incompetent and deceased employees, United States War Savings Bonds.....	2,500	11,500	42,410.14
Deposits, fund of civilian internees and prisoners of war.....	20,000,000	50,000,000	24,726,915.65
Deposits, emergency transfers, war refugees.....			140,045.00
Moneys collected by United States forces in occupied territory or under martial law, Territory of Hawaii.....		1,000	92,876.00
Contributions for river and harbor improvements.....	75,000	127,700	115,277.47
Contribution of funds for flood control.....		541,760	1,082,862.85
Refund of unapplied balances under class B allotments, United States War Savings bonds.....	25,000	50,000	679,080.74
Unclaimed moneys due creditors of contractors with the United States under a cost-plus-a-fixed-fee contract.....	3,000	20,000	161,095.01
Deposits, compensation awards, property requisitioned for national defense.....			186,352.29
<b>Total, War Department.....</b>	<b>201,411,779</b>	<b>436,274,239</b>	<b>917,547,071.69</b>
District of Columbia:			
Revenues.....	76,259,429	66,633,700	67,199,294.00
Transfer from general fund (Federal contribution).....	6,000,000	6,000,000	6,000,000.00
<b>Total, District of Columbia.....</b>	<b>82,259,429</b>	<b>72,633,700</b>	<b>73,199,294.00</b>
Miscellaneous trust accounts:			
Deposits, miscellaneous and excess collections.....	500	20,500	3,031.63
Deposits of unclaimed moneys of individuals whose whereabouts are known.....	1,050	1,450	5,215.07
Unclaimed moneys of individuals whose whereabouts are unknown.....	31,980	47,570	49,772.31
<b>Total, miscellaneous trust accounts.....</b>	<b>33,530</b>	<b>69,520</b>	<b>49,019.01</b>
Increment resulting from reduction in the weight of the gold dollar.....	100,000	100,000	120,879.96
Seigniorage (Silver Purchase Act).....		247,000,000	
<b>Total.....</b>	<b>339,765,180</b>	<b>827,737,152</b>	<b>1,079,620,889.82</b>
Adjustments to daily Treasury statement basis.....			-41,503,211.85
<b>Total other trust accounts.....</b>	<b>339,765,180</b>	<b>827,737,152</b>	<b>1,038,117,677.97</b>
<b>Total receipts, trust accounts.....</b>	<b>4,657,855,773</b>	<b>6,684,642,060</b>	<b>7,058,610,910.39</b>

TABLE 11  
**APPROPRIATIONS AND EXPENDITURES OF TRUST ACCOUNTS <sup>1</sup>**

*By fund and appropriation title*

[For the fiscal years 1947, 1946, and 1945]

Fund and appropriation title	APPROPRIATIONS			EXPENDITURES		
	Recommended, 1947	Actual, 1946	Actual, 1945	Estimated, 1947	Estimated, 1946	Actual, 1945
<b>Unemployment trust fund:</b>						
Investments in United States securities.....				\$238, 143, 301	\$311, 489, 773	\$1, 437, 173, 400.00
Railroad unemployment insurance account.....				10, 000, 000	5, 000, 000	785, 401.92
State accounts:						
Withdrawals by States.....	\$1, 248, 143, 301	\$1, 316, 489, 773	\$1, 507, 032, 242.29	1, 000, 000, 000	1, 000, 000, 000	70, 122, 000.86
Transfer to railroad unemployment account (act of June 25, 1938).....						369, 930.15
Total, unemployment trust fund.....	1, 248, 143, 301	1, 316, 489, 773	1, 507, 032, 242.29	1, 248, 143, 301	1, 316, 489, 773	1, 508, 450, 732.93
<b>Federal old-age and survivors insurance trust fund:</b>						
Benefit payments.....	1, 560, 816, 569	1, 245, 006, 473	1, 406, 936, 105.37	407, 000, 000	323, 000, 000	239, 833, 904.85
Investments in United States securities.....				1, 183, 816, 569	951, 697, 753	1, 137, 410, 920.00
Total, Federal old-age and survivors insurance trust fund.....	1, 560, 816, 569	1, 245, 006, 473	1, 406, 936, 105.37	1, 590, 816, 569	1, 274, 697, 753	1, 377, 244, 824.85
<b>Veterans life insurance funds:</b>						
National service life insurance fund:						
Investments in United States securities.....	636, 455, 000	2, 247, 840, 000	2, 127, 820, 886.38	408, 820, 000	2, 013, 080, 000	1, 973, 700, 000.00
Insurance losses and refunds.....				227, 635, 000	234, 760, 000	128, 161, 422.05
Government life insurance fund:						
Investments in United States securities.....	84, 961, 000	90, 332, 000	93, 324, 023.21	28, 481, 000	30, 752, 000	72, 826, 289.50
Insurance losses and refunds.....				56, 480, 000	59, 580, 000	24, 509, 933.86
Total, veterans life insurance funds.....	721, 416, 000	2, 338, 172, 000	2, 221, 144, 909.59	721, 416, 000	2, 338, 172, 000	2, 199, 197, 645.41
<b>Federal employees' retirement funds:</b>						
Civil service retirement and disability fund:						
Annuities and refunds.....	497, 780, 237	573, 168, 422	552, 471, 977.67	148, 382, 721	183, 838, 378	148, 358, 285.05
Investments in United States securities.....				349, 397, 516	391, 857, 002	397, 357, 000.00
Canal Zone retirement and disability fund:						
Annuities and refunds.....	3, 006, 790	2, 900, 435	2, 723, 132.29	1, 753, 610	1, 531, 335	1, 545, 242.05
Investments in United States securities.....				1, 253, 180	1, 465, 014	1, 111, 000.00
Alaska Railroad retirement and disability fund:						
Annuities and refunds.....	494, 696	520, 205	448, 269.80	169, 824	154, 386	186, 223.51
Investments in United States securities.....				324, 872	479, 184	156, 000.00
Foreign Service retirement and disability fund:						
Annuities and refunds.....	1, 522, 800	1, 522, 800	1, 457, 165.29	627, 300	627, 300	538, 384.69
Investments in United States securities.....				895, 500	895, 500	824, 000.00
Total, Federal employees' retirement funds.....	502, 804, 523	578, 111, 852	557, 100, 545.05	502, 804, 523	580, 878, 099	550, 076, 135.30
<b>Railroad retirement account:</b>						
Benefit payments.....	254, 910, 200	379, 124, 800	324, 057, 493.19	176, 000, 000	161, 000, 000	141, 444, 643.89
Investments in United States securities.....				79, 000, 000	218, 000, 000	182, 000, 000.00
Total, railroad retirement account.....	254, 910, 200	379, 124, 800	324, 057, 493.19	255, 000, 000	379, 000, 000	323, 444, 643.89
<b>Other trust accounts:</b>						
Legislative branch:						
Library of Congress:						
Gift fund.....	30, 000	40, 000	121, 831.15	30, 000	120, 000	110, 832.29
Income from investment account.....	22, 500	22, 500	27, 527.94	20, 000	20, 000	25, 626.73
Contributions to permanent loan account.....			65, 646.37			
Unearned copyright fees.....	10, 000	10, 000	10, 000.00	10, 000	10, 000	19, 211.70
Unearned catalog card fees.....	1, 000	1, 000		1, 000	1, 000	302.51
Expenses of depository sets of Library of Congress catalog card sets.....					50	2, 206.99
Government Printing Office: Unearned proceeds of sale, etc., of publications, Superintendent of Documents.....	1, 000, 000	1, 000, 000	1, 000, 000.00	1, 000, 000	1, 137, 200	891, 394.37
Total, legislative branch.....	1, 063, 500	1, 073, 500	1, 225, 005.46	1, 061, 000	1, 288, 250	1, 049, 574.59
The Judiciary: Fees and other collections, clerks of United States district courts.....			3, 835, 443.82			1, 496, 117.05
Executive Office of the President and independent offices:						
Executive Office of the President: War agencies <sup>2</sup> .....			1, 826.54			2, 245, 000.00
Canal Zone Biological Area fund.....	3, 000	5, 000	16, 122.82	8, 000	8, 000	9, 078.66

<sup>1</sup> This table is explained in appendix 1.

<sup>2</sup> Detailed estimates of appropriation for 1947 will be submitted to the Congress in the spring of 1946. The amounts shown for 1947 are tentative.

TABLE 11—Continued  
 APPROPRIATIONS AND EXPENDITURES OF TRUST ACCOUNTS—Continued

Fund and appropriation title	APPROPRIATIONS			EXPENDITURES		
	Recommended, 1947	Actual, 1946	Actual, 1945	Estimated, 1947	Estimated, 1946	Actual, 1945
<b>Other trust accounts—Continued</b>						
Executive Office of the President and independent offices—Con.						
United States Employees' Compensation Commission:						
Relief and rehabilitation, Longshoremen's and Harbor Workers' Compensation Act.....	\$50,000	\$50,000	\$74,455.14	\$15,000	\$15,000	\$100,823.15
Relief and rehabilitation, District of Columbia Workmen's Compensation Act.....	6,000	6,000	18,352.20	4,000	4,000	6,367.38
Federal Communications Commission: International telecommunication settlements.....	12,000	10,000	3,212.97	9,000	7,500	5,071.50
General Accounting Office: Wages of employees of contractors.....	2,300	2,300	1,969.65	2,000	2,000	1,733.29
Interstate Commerce Commission: Unearned fees, admission of attorneys.....					100	80.00
National Archives:						
Franklin D. Roosevelt Library, income account.....	8,000	10,000	1,819.95	9,000	1,000	16.66
Franklin D. Roosevelt Library, gift fund.....				300		
National Archives trust fund donations.....				20,000	100	820.22
National Capital Housing Authority:						
Low-rent housing fund, construction loan by United States Housing Authority.....			101.00		175,000	455,246.66
Operation and maintenance, completed properties.....	1,000,000	950,000	975,632.63	1,500,000	1,600,000	914,837.09
Langston management.....	114,000	116,000	117,003.67	125,000	150,000	121,605.43
National Capital Park and Planning Commission: Contributed funds.....		10,000		21,900	28,600	3,656.93
Railroad Retirement Board: Unclaimed moneys of individuals whose whereabouts are known.....						84.19
Securities and Exchange Commission: Unearned fees.....	12,000	12,000	12,000.00	12,000	12,000	10,516.38
Veterans Administration:						
Personal funds of patients.....	5,700,000	5,700,000	8,273,507.19	5,700,000	5,700,000	5,754,544.56
General post fund.....	300,000	300,000	121,640.68	275,000	275,000	188,547.01
Adjusted service certificate fund:						
Investments in United States securities.....	15,910	260,000	9,939,225.63	717,910	13,799,000	8,796,315.37
Insurance losses and refunds.....						
Funds due incompetent beneficiaries.....	400,000	400,000	708,834.22	185,000	185,000	181,597.51
Unclaimed moneys of individuals whose whereabouts are known.....			584.53			
Government Services, Inc.....			13,798,633.89			13,290,335.99
<b>Total, Executive Office of the President and independent offices.....</b>	<b>7,623,210</b>	<b>7,831,300</b>	<b>34,064,922.71</b>	<b>8,604,110</b>	<b>21,962,300</b>	<b>32,086,282.98</b>
Federal Security Agency:						
American Printing House for the Blind: To promote the education of the blind, interest.....	10,000	10,000	10,000.00	10,000	10,000	10,000.00
Food and Drug Administration:						
Coal-tar colors certification fees.....	24	24	9.00	24	24	9.00
Sea-food inspections.....	9,686	9,686	13,618.11	9,686	9,686	13,618.11
Freedmen's Hospital: Unconditional gift fund, investment account.....						• 225.00
Public Health Service:						
National Institute of Health gift fund.....	5,000	5,000	100.00	5,000	5,000	3,367.83
National Institute of Health conditional gift fund.....			8,898.74			
National Cancer Institute conditional gift fund.....		60	96.45			60.00
National Cancer Institute unconditional gift fund.....						
Personal funds and earnings of inmates, narcotic farms.....	100,000	100,000	115,619.37	100,000	100,000	119,675.76
Moneys and effects of former patients.....	6,000	6,000	6,718.94	500	500	451.79
Erection and support of hospitals for sick and disabled seamen.....			3,393.50			584.52
Working fund.....						20,647.42
Saint Elizabeths Hospital:						
Pension money.....	125,000	122,000	132,694.31	95,000	90,000	78,666.64
Personal funds of patients.....	380,000	412,000	397,625.35	390,000	390,000	349,669.48
Unconditional gift fund.....			10.00			
Office of the Administrator:						
Civil Conservation Corps:						
Savings fund.....			46.00			53,159.93
Estate of deceased and mentally incompetent enrolled members.....						1,222.07
<b>Total, Federal Security Agency.....</b>	<b>635,710</b>	<b>664,770</b>	<b>688,829.77</b>	<b>610,210</b>	<b>605,210</b>	<b>650,907.55</b>

• Excess of credits, deduct.



TABLE 11—Continued  
 APPROPRIATIONS AND EXPENDITURES OF TRUST ACCOUNTS—Continued

Fund and appropriation title	APPROPRIATIONS			EXPENDITURES		
	Recommended, 1947	Actual, 1946	Actual, 1945	Estimated, 1947	Estimated, 1946	Actual, 1945
<b>Other trust accounts—Continued</b>						
Federal Works Agency:						
Office of the Administrator:						
Unclaimed moneys due creditors of contractors with the United States under cost-plus-a-fixed-fee contract.....		\$3,500	\$4,938.27		\$8,315	\$124.12
Work Projects Administration: Sale of material acquired under scrap collection program.....					447	73.54
Unclaimed moneys of individuals whose whereabouts are known.....	\$700	700	1,511.04			
Public Buildings Administration: Working fund.....					30,000	° 25,548.77
Public Roads Administration:						
Cooperative work, strategic network of highways.....		20,000	98,225.00		5,000	94,356.87
Working fund.....						° 20,373.32
Total, Federal Works Agency.....	700	24,200	104,674.31		43,762	48,632.44
National Housing Agency <sup>2</sup> .....	1,650,500	1,730,000	1,846,104.73	\$1,270,000	1,320,000	1,211,802.16
Department of Agriculture:						
Extension Service: Working fund.....					100	° 1,679.63
Agricultural Research Administration: Working fund.....				2,200	7,800	8,488.06
Forest Service:						
Cooperative work.....	2,000,000	2,000,000	3,406,067.55	2,500,000	2,500,000	2,258,451.03
Working fund.....					7,700	° 3,966.12
Production and Marketing Administration:						
Moisture content and grade determinations for Commodity Credit Corporation.....	1,771,029	750,000	740,669.15	5,800	4,200	1,158.66
Indemnity fund, county associations.....	10,000	10,000	14,164.58	8,800	13,700	1,356.22
Undistributed cotton price adjustment payments.....	500	500	533.62	500	470	25.51
Expenses and refunds, inspection and grading of farm products.....	5,715,000	6,936,000	6,343,415.24	5,900,000	6,500,000	4,624,526.55
Grading of agricultural commodities for Commodity Credit Corporation.....	675,000	660,000	716,000.00	800,000	750,000	614,747.56
Expenses, sale of hides, Surplus Commodities Corporation.....			54,783.87			229,734.95
Redemption of order stamps.....					220	16,200.92
Working fund (trust account).....				700	1,800	714.18
Working fund, Food Distribution Administration (trust account).....					400	4,318.80
Working fund, Office of Distribution (trust account).....					32,400	° 32,435.20
Farm Security Administration:						
Payments in lieu of taxes and for operation and maintenance of resettlement projects.....	150,000	400,000	1,001,315.09	300,000	800,000	1,397,358.28
State Rural Rehabilitation Corporation funds.....	6,000,000	6,500,000	9,020,187.12	8,600,000	10,000,000	6,329,989.44
Drainage district assessments on acquired lands.....						1,709.84
Liquidation of deposits, reserve for maintenance and repair, lease and purchase agreements.....		100	918.24		800	1,709.51
Liquidation of deposits, lease and purchase of contracts.....	60,000	150,000	99,976.46	65,000	220,000	66,939.14
Miscellaneous trust accounts:						
Miscellaneous contributed funds.....	100,000	100,000	132,021.10	150,000	250,000	399,325.76
Return of excess deposits for reproductions of photographs, mosaics, and maps.....	1,100	1,000	1,059.73	1,000	1,500	926.80
Unclaimed moneys of individuals whose whereabouts are known.....	200	200	230.25	100	100	25.23
Total, Department of Agriculture.....	16,482,829	17,507,800	21,531,342.00	18,334,100	21,091,190	15,919,625.58
Department of Commerce:						
Office of the Secretary: Working fund.....						° 85.15
Bureau of the Census:						
Special statistical work.....	186,600	134,000	180,000.00	180,000	160,000	165,400.27
Working fund.....						° 69,511.53
Office of Administrator of Civil Aeronautics: Working fund.....						12,303.55
Bureau of Foreign and Domestic Commerce: Special statistical work.....	8,450	15,576				8,710.61
Patent Office:						
Unearned fees.....	30,000	30,000	20,000.00	30,000	30,000	18,220.39
Working fund.....						° 3,520.41

° Excess of credits, deduct.

<sup>2</sup> Detailed estimates of appropriation for 1947 will be submitted to the Congress in the spring of 1946. The amounts shown for 1947 are tentative.

TABLE 11—Continued  
 APPROPRIATIONS AND EXPENDITURES OF TRUST ACCOUNTS—Continued

Fund and appropriation title	APPROPRIATIONS			EXPENDITURES		
	Recommended, 1947	Actual, 1946	Actual, 1945	Estimated, 1947	Estimated, 1946	Actual, 1945
<b>Other trust accounts—Continued</b>						
Department of Commerce—Continued						
National Bureau of Standards: Working fund.....						\$10,177.46
Weather Bureau:						
Special statistical work.....		\$580	\$750.00			
Working fund.....						2,291.76
Total, Department of Commerce.....	\$225,050	180,156	200,750.00	\$210,000	\$190,000	143,986.95
Department of the Interior:						
Office of the Secretary:						
Proceeds from effects of deceased employees.....			287.82			
Unclaimed moneys of individuals whose whereabouts are known.....			10.00			
Southwestern Power Administration: Grand River Dam project.....		1,830,000	2,173,707.50	546,700	1,844,000	1,366,711.24
Grazing Service:						
Funds contributed for administration, protection and improvement of grazing districts.....	75,000	75,000	72,803.95	75,000	90,000	79,172.69
Unearned proceeds, lands, etc., Grazing Service.....	400	400	585.69	400	500	392.35
General Land Office:						
Expenses, public survey work.....	10,000	10,000	6,771.87	10,000	10,000	5,639.27
Trustee funds, Alaska town sites.....	2,000	2,000	747.83	2,000	2,000	169.93
Unearned proceeds, lands, etc.....	100,000	100,000	320,613.31	100,000	200,000	228,634.61
Bureau of Indian Affairs:						
Miscellaneous trust funds of Indian tribes.....	7,576,700	7,371,600	7,547,722.04	7,500,000	7,351,000	6,492,514.81
Indian moneys proceeds of labor.....	687,500	675,000	673,899.19	570,000	585,000	393,120.69
Bureau of Reclamation: Reclamation trust funds.....	1,358,300	1,360,300	1,076,842.14	1,415,000	1,690,000	1,231,858.33
Geological Survey: Working fund.....						
National Park Service:						
National Park Service, donations.....	20,000	41,500		19,300	54,500	158.64
Preservation, birthplace of Abraham Lincoln.....	2,393	2,393	2,392.50	2,500	3,000	16,714.84
National Park trust fund.....	2,000	2,000	2,112.76	2,000	2,000	
Jefferson National Expansion Memorial, contribution.....				57,000	70,000	192,945.03
Fish and Wildlife Service:						
Miscellaneous contributed funds.....	12,000	12,000	14,698.40	11,500	12,500	11,494.92
Fox and fur seal industries, Pribilof Islands.....	105,000	104,600	184,653.00	140,000	115,000	82,605.25
Expenses, sale of furs.....	700	700	32.32	600	600	188.29
Government in the Territories: Funds contributed for improvement of roads, bridges, and trails, Alaska.....	125,000	125,000	88,413.31	125,000	133,000	274,453.07
Total, Department of the Interior.....	10,056,993	11,712,493	12,166,293.63	10,577,000	12,163,100	10,394,376.32
Department of Justice:						
Legal activities and general administration:						
Fees and other collections, United States Marshals.....			377,765.70		8,400	375,691.41
Working fund, Office of the Attorney General.....						6,369.52
Working fund, miscellaneous trust fund.....						3,725.26
Immigration and Naturalization Service:						
Disposition of deposits of aliens who become public charges.....	10,000	10,000	4,508.00	10,000	6,000	687.13
Return of deposits to secure payment of fines and passage money.....				18,000	10,300	11,273.00
Unearned naturalization fees.....			17,920.67		4,200	14,870.48
Federal Prison System:						
Funds of Federal prisoners.....	2,000,000	2,000,000	1,684,097.67	2,000,000	1,988,800	1,628,801.70
Commissary fund, Federal prisons.....	950,000	950,000	769,319.20	950,000	950,000	698,657.73
Total, Department of Justice.....	2,960,000	2,960,000	2,475,845.54	2,978,000	2,967,700	2,727,337.19
Department of Labor:						
War manpower functions <sup>2</sup> .....	250,000	250,000	444,661.25	400,000	300,000	502,669.51
Bureau of Labor Statistics: Working fund.....						2,934.00
Children's Bureau: Working fund.....						100.00
Total, Department of Labor.....	250,000	250,000	444,661.25	400,000	300,000	505,703.51
Navy Department <sup>2</sup> .....	5,273,110	12,534,600	21,882,139.09	3,500,000	12,000,000	15,860,310.69
Department of State:						
Foreign economic functions <sup>2</sup> .....		43,000	150,726.27	200,000	100,000	9,334.39
Miscellaneous trust accounts.....	6,655,000	6,645,000	7,220,044.61	6,655,000	6,645,000	213,782.29
Total, Department of State.....	6,655,000	6,688,000	7,370,770.88	6,855,000	6,745,000	223,116.68

<sup>1</sup> Excess of credits, deduct.

<sup>2</sup> Detailed estimates of appropriation for 1947 will be submitted to the Congress in the spring of 1946. The amounts shown for 1947 are tentative.

TABLE 11—Continued  
 APPROPRIATIONS AND EXPENDITURES OF TRUST ACCOUNTS—Continued

Fund and appropriation title	APPROPRIATIONS			EXPENDITURES		
	Recommended, 1947	Actual, 1946	Actual, 1945	Estimated, 1947	Estimated, 1946	Actual, 1945
<b>Other trust accounts—Continued</b>						
Treasury Department:						
Bureau of Accounts:						
Return of proceeds of Government obligations held for rightful owners.....			\$265.00			
Payment of unclaimed moneys.....	\$65,000	\$65,000	65,000.00	\$65,000	\$65,000	\$114,648.00
Payment of unclaimed moneys of individuals whose whereabouts are known.....			897.20			
Outstanding liabilities.....						* 791,465.51
Payment of proceeds of Government bonds, interest coupons, etc., found.....			35.56			
Bureau of Internal Revenue:						
American Samoa trust fund, coconut oil tax (internal revenue).....	1,500	1,500	1,425.03	1,500	10,000	
Philippine trust fund (internal revenue).....	500	500		1,000	1,302,000	
Philippine trust fund, coconut oil tax (internal revenue).....	1,150,000	6,410,000	178,718.53	7,560,000	169,000	* 17,159.25
Puerto Rico trust fund (internal revenue).....	10,000	10,000	2,179.82	10,000	1,017,000	12,577.02
Expenses, Treasury Department, enforcement title III, National Prohibition Act, as amended, Puerto Rico and Virgin Islands.....	68,000	68,570	47,880.00	68,000	71,000	49,163.44
Miscellaneous accounts:						
Transferred from:						
Mexican Claims Fund, State.....				2,500,000	2,500,000	1,443,226.94
Mexican Claims Fund, expropriation of petroleum properties and default of bonds, State.....				4,000,000	4,000,000	3,933,590.07
Payment of claims, Special Claims Commission under Art. 2 of convention Apr. 24, 1934, between the United States and Mexico.....				50,000	350,000	358,567.76
Total, Treasury Department.....	1,295,000	6,555,570	296,401.14	14,255,500	9,484,000	5,103,148.47
War Department:						
Military trust funds <sup>2</sup> .....	200,455,779	433,723,779	910,719,392.24	240,000,000	570,000,000	288,310,167.45
Civil functions:						
Corps of Engineers (rivers and harbors):						
Funds contributed for river and harbor improvements.....	75,000	73,500	115,277.47	175,000	207,000	199,551.12
Funds advanced for improvement of rivers and harbors.....					71,000	
Funds contributed for flood control, rivers and harbors.....		100,435	952,862.85		1,762,000	202,525.94
Funds advanced for flood control, rivers and harbors Working fund, War, Engineers, civil trust fund.....			130,000.00		128,000	640,436.44
U. S. Soldiers' Home: Maintenance and operation of the U. S. Soldiers' Home (annual appropriation).....	1,434,130	1,213,600	1,177,500.00	1,416,000	1,233,000	1,081,607.67
Total, civil functions.....	1,509,130	1,387,535	3,573,780.64	1,591,000	6,110,000	3,306,466.75
Total, War Department.....	201,964,909	435,111,314	914,293,172.88	241,591,000	576,110,000	291,616,634.20
District of Columbia.....	87,863,600	73,769,664	77,991,448.14	87,863,600	81,133,441	66,956,319.87
Chargeable against increment on gold, melting losses, etc.....						3,821.34
Total.....						445,997,697.57
Adjustment to daily Treasury statement basis.....						-20,622,351.45
Total, other trust accounts.....	344,000,111	578,593,367	1,100,417,805.35	398,109,520	747,403,953	425,375,346.12
<b>Special deposit accounts (net):</b>						
Federal tax withholdings.....				10,000,000	40,000,000	31,726,982.52
Pay-roll allotments, war and victory bonds.....				5,000,000	10,000,000	18,295,742.67
Other special deposit accounts.....				200,000,000	250,000,000	* 1,402,496,362.93
Total.....				215,000,000	300,000,000	* 1,352,473,637.74
Adjustment to daily Treasury statement basis.....						+50,494,439.04
Total, special deposit accounts.....				215,000,000	300,000,000	* 1,301,979,198.70
Total, trust accounts.....	4,662,090,704	6,435,498,275	7,116,689,100.84	4,931,289,913	6,936,641,578	5,081,810,129.80

\* Excess of credit, deduct.

<sup>2</sup> Detailed estimates of appropriation for 1947 will be submitted to the Congress in the spring of 1946. The amounts shown for 1947 are tentative.



---

PART II

DETAILED ESTIMATES OF APPROPRIATIONS  
and Other Authorizations

and

Schedules Showing Estimated Obligations for Fiscal Years 1947 and 1946  
and Actual Obligations for Fiscal Year 1945

---

GENERAL, SPECIAL, AND TRUST ACCOUNTS

---

Legislative Branch  
The Judiciary  
Executive Office of the President and Independent Offices  
Federal Security Agency  
Federal Works Agency  
Department of Agriculture  
Department of Commerce  
Department of the Interior  
Department of Justice  
Department of Labor  
Post Office Department  
Department of State  
Treasury Department  
War Department—Civil Functions and Panama Canal  
District of Columbia



## LEGISLATIVE BRANCH

### *Summary of estimates of appropriation for the fiscal year 1947, compared with appropriations for the fiscal year 1946*

[The 1947 Budget estimates make specific provision for additional costs made necessary by pay legislation enacted near the close of the fiscal year 1945. The 1946 appropriations did not make specific provision for any such costs and thus the appropriations shown below are not comparable with the 1947 estimates to whatever extent deficiency appropriations may be necessary to meet these added costs]

Bureau or subdivision	1947 Budget estimates	1946 appropriations	Increase (+) or decrease (-), 1947 estimates over 1946 appropriations
<b>GENERAL AND SPECIAL ACCOUNTS</b>			
Annual appropriations:			
United States Senate.....	\$4,747,056.66	\$5,243,086.66	-\$496,030
House of Representatives.....	12,437,355.00	13,132,055.00	-694,700
Legislative miscellaneous.....	180,200.00	190,200.00	-10,000
Architect of the Capitol.....	4,070,670.00	2,417,870.00	+1,652,800
Botanic Garden.....	136,100.00	100,200.00	+35,900
Library of Congress.....	5,538,645.00	4,795,410.00	+743,235
Government Printing Office.....	26,300,000.00	25,943,000.00	+357,000
Total, annual appropriations.....	53,410,086.66	51,821,881.66	+1,588,205
Permanent appropriations: Library of Congress.....	54,203.00	54,203.00	
Total, general and special accounts.....	53,464,289.66	51,876,084.66	+1,588,205
<b>TRUST ACCOUNTS</b>			
Library of Congress.....	\$63,500.00	\$73,500.00	-\$10,000
Government Printing Office.....	1,000,000.00	1,000,000.00	
Total, trust accounts.....	1,063,500.00	1,073,500.00	-10,000

### EXPLANATORY STATEMENT

The estimates for the legislative branch provide for the salaries and expenses of the Members and staffs of the Senate and the House of Representatives, and for the operation and maintenance of the Capitol, the Senate and the House Office Buildings, the Botanic Garden, the Library of Congress, and the Government Printing Office. The 1947 estimates for the legislative branch reflect a net increase of approximately 3 percent over appropriations for 1946.

The estimates for the United States Senate provide salaries for 96 Members and approximately 1,200 regular employees and for travel and contingent expenses of the Senators. The 1947 estimates show a decrease below the 1946 appropriations due to a reduction in staff in the Office of Sergeant at Arms and Doorkeeper.

For the House of Representatives, with its 435 Members and some 2,000 regular employees, the 1947 estimates show a decrease under the 1946 appropriations due to a decrease in expenses of Members and Delegates and to a reduction of staff in the Office of the Doorkeeper.

The Architect of the Capitol is responsible for the operation and maintenance of the Capitol and the Senate

and House Office Buildings. There is a net increase of approximately 68 percent in these estimates, composed largely of the following items: Capitol Building and repairs, maintenance of Senate Office Building, maintenance of House Office Building, and Library buildings and grounds.

The Botanic Garden, which is also under the jurisdiction of the Architect of the Capitol, shows a 36 percent increase in its estimates due to proposed additions to the staff.

The Library of Congress provides library and reference service not only for the Members of Congress but for the entire Federal Government and for many thousands of private citizens. The 1947 estimates for the Library of Congress are approximately 15 percent larger than the 1946 appropriations. These increases are due largely to proposed increases in staff and expansion of the legislative reference service.

The Government Printing Office is the printer for the entire Federal Government. Only the cost of printing for the legislative branch, however, is included in this estimate. The amount included in the 1947 estimates shows a 1 percent increase over the 1946 appropriations.

## ESTIMATES OF APPROPRIATION

## SENATE

## SALARIES AND MILEAGE OF SENATORS

## Salaries of Senators—

For compensation of Senators, \$960,000. (*Act of June 13, 1945, Public Law 82.*)

Estimate 1947, **\$960,000**                      Appropriated 1946, **\$960,000**

## Mileage of President of Senate and of Senators—

For mileage of the President of the Senate and of Senators, \$51,000. (*Act of June 13, 1945, Public Law 85.*)

Estimate 1947, **\$51,000**                      Appropriated 1946, **\$51,000**

## Total, salaries and mileage of Senators:

Estimate 1947, **\$1,011,000**                      Appropriated 1946, **\$1,011,000**

## Salaries, Officers and Employees, Senate—

For compensation of officers, clerks, messengers, and others:

## OFFICE OF THE VICE PRESIDENT

For compensation of the Vice President of the United States, \$15,000. (*Act of June 13, 1945, Public Law 85.*)

Estimate 1947, **\$15,000**                      Appropriated 1946, **\$15,000**

Salaries: For clerical assistance to the Vice President, at rates of compensation to be fixed by him, \$15,420. (*Act of June 13, 1945, Public Law 85.*)

Estimate 1947, **\$15,420**                      Appropriated 1946, **\$15,420**

## CHAPLAIN

Chaplain of the Senate, \$1,680. (*Act of June 13, 1945, Public Law 85.*)

Estimate 1947, **\$1,680**                      Appropriated 1946, **\$1,680**

## OFFICE OF THE SECRETARY

Salaries: Secretary of the Senate, including compensation as disbursing officer of salaries of Senators and of contingent fund of the Senate, \$8,000; Chief Clerk, who shall perform the duties of reading clerk, \$5,500 and \$1,500 additional so long as the position is held by the present incumbent; financial clerk, \$5,000 and \$2,000 additional so long as the position is held by the present incumbent; assistant financial clerk, \$4,500; Parliamentarian, \$5,000 and \$1,500 additional so long as the position is held by the present incumbent; Journal clerk, \$4,000 and \$1,000 additional so long as the position is held by the present incumbent; principal clerk, \$4,000; legislative clerk, \$4,000 and \$1,500 additional so long as the position is held by the present incumbent; enrolling clerk, \$4,000; printing clerk, \$3,540 and \$460 additional so long as the position is held by the present incumbent; chief bookkeeper, \$3,600 and \$600 additional so long as the position is held by the present incumbent; librarian, \$3,600; executive clerk, \$3,180 and \$420 additional so long as the position is held by the present incumbent; first assistant librarian, \$3,120; keeper of stationery, \$3,320; clerks—one at \$3,900, one at \$3,600 and \$500 additional so long as the position is held by the present incumbent, one at \$3,360, one at \$3,180, one at \$2,880 and \$540 additional so long as the position is held by the present incumbent, two at \$2,880 each, three at \$2,640 each, clerk in disbursing office, \$2,400, one at \$2,400 and \$300 additional so long as the position is held by the present incumbent, five at \$2,400 each, three at \$1,860 each, three at \$1,740 each; additional clerical assistance and readjustment of salaries in the disbursing office, \$4,020; two assistants in library at \$1,800 each; special officer, \$2,460; special officer, \$2,280; assistants at the press door—one at \$2,200, one at \$1,900; messenger, \$1,320; laborers—one at \$2,040, one at \$1,680, five at \$1,500 each, one at \$1,440, one in Secretary's office, \$1,740, one \$1,620, one \$1,320; in all, \$168,000. (*Act of June 13, 1945, Public Law 85; Act of Dec. 28, 1945, Public Law 269.*)

Estimate 1947, **\$168,000**                      Appropriated 1946, **\$167,640**

## DOCUMENT ROOM

Salaries: Superintendent, \$3,960 and \$1,040 additional so long as the position is held by the present incumbent; first assistant, \$2,640; second assistant, \$2,040; four assistants, at \$2,040 each; skilled laborer, \$1,440; in all, \$19,280. (*Act of June 13, 1945, Public Law 85.*)

Estimate 1947, **\$19,280**                      Appropriated 1946, **\$19,280**

## COMMITTEE EMPLOYEES

Clerks and messengers to the following committees: Agriculture and Forestry—clerk, \$3,900; assistant clerk, \$2,880; assistant clerk, \$2,580; assistant clerk, \$2,400; assistant clerk, \$2,220; additional clerk, \$1,800. Appropriations—clerk, \$7,000, and \$1,000 additional so long as the position is held by the present incumbent; assistant clerk, \$5,000 and \$1,500 additional so long as the position is held by the present incumbent; assistant clerk, \$4,800; assistant clerk, \$3,600 for the office of the ranking minority member of the Committee on Appropriations, to be appointed by him; three assistant clerks at \$3,000 each; two assistant clerks at \$2,220 each; messenger, \$1,800. To Audit and Control the Contingent Expenses of the Senate—clerk, \$3,900; assistant clerk, \$2,880; assistant clerk, \$2,400; assistant clerk, \$2,220; additional clerk, \$1,800. Banking and Currency—clerk, \$3,900; assistant clerk, \$2,880; assistant clerk, \$2,400; assistant clerk, \$2,220; additional clerical assistance at rates of compensation to be fixed by the chairman of said committee, \$6,000. Civil Service—clerk, \$3,900; assistant clerk, \$3,180; assistant clerk, \$2,400; assistant clerk, \$2,220; additional clerk, \$1,800. Claims—clerk, \$3,900; assistant clerk, \$3,600; assistant clerk, \$2,880; assistant clerk, \$2,580; two assistant clerks at \$2,220 each. Commerce—clerk, \$3,900; assistant clerk, \$2,880; assistant clerk, \$2,580; assistant clerk, \$2,400; two assistant clerks at \$2,220 each. Conference Majority of the Senate—clerk, \$3,900; assistant clerk, \$2,880; two assistant clerks at \$2,580 each; assistant clerk, \$2,220; additional clerical assistance at rates of compensation to be fixed by the chairman of said committee, \$6,000. Conference Minority of the Senate—clerk, \$3,900; assistant clerk, \$2,880; two assistant clerks at \$2,580 each; assistant clerk, \$2,220; additional clerical assistance at rates of compensation to be fixed by the chairman of said committee, \$6,000. District of Columbia—clerk, \$3,900; two assistant clerks at \$2,880 each; assistant clerk, \$2,220; two additional clerks at \$1,800 each; additional clerical assistance at rates of compensation to be fixed by the chairman of said committee, \$6,000. Education and Labor—clerk, \$3,900; assistant clerk, \$2,880; assistant clerk, \$2,580; assistant clerk, \$2,220; two additional clerks at \$1,800 each. Enrolled Bills—clerk, \$3,900; assistant clerk, \$2,400; assistant clerk, \$2,220; assistant clerk, \$1,800; additional clerk, \$1,800. Expenditures in the Executive Departments—clerk, \$3,900; assistant clerk, \$3,600; assistant clerk, \$2,580; assistant clerk, \$2,220; two additional clerks at \$1,800 each. Finance—clerk, \$4,200 and \$500 additional so long as the position is held by the present incumbent; special assistant to the committee, \$3,600; assistant clerk, \$2,880; assistant clerk, \$2,700; assistant clerk, \$2,400; two assistant clerks at \$2,220 each; two experts (one for the majority and one for the minority) at \$3,600 each; messenger, \$1,800. Foreign Relations—clerk, \$3,900; assistant clerk, \$3,600; assistant clerk, \$3,000; assistant clerk, \$2,880; assistant clerk, \$2,580; assistant clerk, \$2,220; additional clerk, \$1,800; messenger, \$1,800. Immigration—clerk, \$3,900; assistant clerk, \$2,580; assistant clerk, \$2,400; assistant clerk, \$2,220; two additional clerks at \$1,800 each. Indian Affairs—clerk, \$3,900; assistant clerk, \$3,600 and \$1,400 additional so long as the position is held by the present incumbent; assistant clerk, \$2,880; assistant clerk, \$2,400; assistant clerk, \$2,220; additional clerk, \$1,800. Interoceanic Canals—clerk, \$3,900; assistant clerk, \$2,580; assistant clerk, \$2,220; assistant clerk, \$2,040; additional clerk, \$1,800. Interstate Commerce—clerk, \$3,900; assistant clerk, \$3,600; assistant clerk, \$2,880; two assistant clerks at \$2,580 each; assistant clerk, \$2,220. Irrigation and Reclamation—clerk, \$3,900; assistant clerk, \$2,580; assistant clerk, \$2,220; two additional clerks at \$1,800 each. Judiciary—clerk, \$3,900; assistant clerk, \$2,880; two assistant clerks at \$2,580 each; assistant clerk, \$2,220. Library—clerk, \$3,900; two assistant clerks at \$2,400 each; assistant clerk, \$2,220; additional clerk, \$1,800. Manufactures—clerk, \$3,900; assistant clerk, \$2,400; assistant clerk, \$2,220; assistant clerk, \$2,040; additional clerk, \$1,800. Military Affairs—clerk, \$3,900; special assistant, \$3,300; assistant clerk, \$2,880; assistant clerk, \$2,580; assistant clerk, \$2,400; two assistant clerks at \$2,220 each. Mines and Mining—clerk, \$3,900; assistant clerk, \$2,400; assistant clerk, \$2,220; two assistant clerks at \$1,800 each; two additional clerks at \$1,800 each. Naval Affairs—clerk, \$3,900; assistant clerk, \$2,880; assistant clerk, \$2,400; two assistant clerks at \$2,220 each. Patents—clerk, \$3,900; two



assistant clerks at \$2,400 each; assistant clerk, \$2,220; additional clerk, \$1,800. Pensions—clerk, \$3,900; assistant clerk, \$2,580; four assistant clerks at \$2,220 each. Post Offices and Post Roads—clerk, \$3,900; assistant clerk, \$2,880; assistant clerk, \$2,520; three assistant clerks at \$2,220 each; additional clerk, \$1,800. Printing—clerk, \$3,900; assistant clerk, \$2,580; assistant clerk, \$2,220; additional clerk, \$1,800. Privileges and Elections—clerk, \$3,900; assistant clerk, \$2,400; two assistant clerks at \$2,220 each; additional clerk, \$1,800. Public Buildings and Grounds—clerk, \$3,900; assistant clerk, \$2,400; assistant clerk, \$2,220; assistant clerk, \$2,000; assistant clerk, \$1,800; additional clerk, \$1,800. Public Lands and Surveys—clerk, \$3,900; assistant clerk, \$1,800 and \$1,500 additional so long as the position is held by the present incumbent; assistant clerk, \$2,880; assistant clerk, \$2,580; two assistant clerks at \$2,220 each. Rules—clerk, \$3,900 and \$200 toward the preparation biennially of the Senate Manual under the direction of the Committee on Rules; assistant clerk, \$2,880; assistant clerk, \$2,580; assistant clerk, \$2,220; additional clerk, \$1,800. Special Committee on Conservation of Wildlife Resources—clerk, \$3,900; assistant clerk, \$1,800. Territories and Insular Affairs—clerk, \$3,900; assistant clerk, \$2,580; two assistant clerks at \$2,220 each; two assistant clerks at \$2,000 each; additional clerk, \$1,800; in all, \$587,800. (*Act of June 13, 1945, Public Law 85.*)

Estimate 1947, \$587,800                      Appropriated 1946, \$587,800

CLERICAL ASSISTANCE TO SENATORS

Clerical assistance to Senators who are not chairmen of the committees specially provided for herein, as follows: Seventy clerks at \$3,900 each; seventy assistant clerks at \$2,400 each; seventy assistant clerks at \$2,220 each; and seventy additional clerks at \$1,800 each, one for each Senator having no more than one clerk and two assistant clerks for himself or for the committee of which he is chairman; messenger, \$1,800; in all, \$724,200.

Ninety-six additional clerks at \$1,800 per annum each, one for each Senator, \$172,800.

Ninety-six additional clerks at \$1,800 per annum each, one for each Senator, \$172,800.

Thirty additional clerks at \$1,500 per annum each, one for each Senator from each State which has a population of three million or more inhabitants, \$45,000.

For three additional clerks at \$1,500 per annum each for each Senator from any State which has a population of ten million or more inhabitants, \$18,000; for two additional clerks at \$1,500 per annum each for each Senator from any State which has a population of five million or more inhabitants but less than ten million, \$30,000, in all, \$48,000: *Provided*, That such additional clerks shall be in addition to any other clerical assistance to which Senators are entitled, and shall be employed only during the period of the emergency.

For an additional amount for clerical assistance to Senators (including chairmen of standing committees) at the rate of \$5,040 per annum for each Senator, \$483,840.

Senators and chairmen of standing committees may change the number of employees in their respective offices or committees, and may rearrange the schedule of basic salaries of such employees in multiples of \$5 per month: *Provided*, That such changes and rearrangements shall not increase the aggregate of the salaries provided for such offices or committees by law or Senate resolution: *Provided further*, That no salary shall be fixed under this paragraph at a rate in excess of \$5,040 per annum, and no action shall be taken to reduce any salary which is specifically fixed by law at a rate higher than \$5,040 per annum: *Provided further*, That Senators and committee chairmen, before the day on which they are to become effective, shall certify in writing such changes or rearrangements to the disbursing office of the Senate which thereafter shall pay such employees in accordance with such certifications.

Notwithstanding the provisions of the third paragraph under the heading "Clerical assistance to Senators" of section 1 of the Legislative Appropriation Act for the fiscal year ending June 30, 1928 (2 U. S. C. 92a), in the case of the death of a Senator during his term of office, his clerical assistants on the pay roll of the Senate on the date of such death shall be continued on such pay roll at their respective salaries for a period of not to exceed sixty days: *Provided*, That any such clerical assistants continued on the pay roll shall, while so continued, perform their duties under the direction of the Secretary of the Senate, and he is hereby authorized and directed to remove from such pay roll any such clerks who are not attending to the duties for which their services are continued: *Provided further*, That this shall not apply to clerical assistants of standing committees of the Senate when their service otherwise would continue beyond such period.

In all, clerical assistance to Senators, \$1,646,640: *Provided*, That all clerks, assistants clerks, and additional clerks under this heading shall be ex officio clerks, assistant clerks, and additional clerks of

any committee of which their Senator is chairman. (*Act of June 13, 1945, Public Law 85; Act of Dec. 20, 1944, Public Law 512.*)

Estimate 1947, \$1,646,640                      Appropriated 1946, \$1,646,640

OFFICE OF SERGEANT AT ARMS AND DOORKEEPER

Salaries: Sergeant at Arms and Doorkeeper, \$8,000; two secretaries (one for the majority and one for the minority), at \$5,400 each and \$1,500 additional each so long as the respective positions are held by the present respective incumbents; two assistant secretaries (one for the majority and one for the minority), at \$4,320 each and \$480 additional each so long as the respective positions are held by the present respective incumbents; Deputy Sergeant at Arms and storekeeper, \$4,800 and \$1,000 additional so long as the position is held by the present incumbent; clerks—one \$3,300, one \$3,120, one \$2,200, one \$2,120, one \$1,800, one to the secretary for the majority, \$2,640, one to the secretary for the minority, \$2,640; assistant doorkeeper, \$2,880; messengers—three (acting as assistant doorkeepers) at \$2,400 each; thirty (including four for minority) at \$1,740 each; four at \$1,620 each; one at card door, \$2,640, and \$240 additional so long as the position is held by the present incumbent; clerk on Journal work for Congressional Record to be selected by the Official Reporters, \$3,360; cabinetmakers—chief, \$2,780; one, \$2,300; one, \$2,220; finisher, \$2,300; upholsterer, \$2,220; janitor, \$2,400 and \$300 additional so long as the position is held by the present incumbent; five skilled laborers, \$1,680 each; laborer in charge of private passage, \$1,800 and \$120 additional so long as the position is held by the present incumbent; four female attendants in charge of ladies' retiring rooms, at \$1,560 each; three female attendants in charge of ladies' retiring rooms, Senate Office Building, at \$1,560 each; telephone operators—chief, \$3,000; assistant chief, \$2,400; thirteen at \$1,800 each; longevity pay of operators as authorized by Public Law Numbered 2, Seventy-ninth Congress, \$1,380; laborer in charge of Senate toilet rooms in old library space \$1,260; press gallery—superintendent, \$3,660; assistant superintendent, \$3,000; assistant superintendent, \$1,920; messengers for service to press correspondents—two at \$1,620 each, two at \$1,500 each; radio press gallery—superintendent, \$3,000; assistant superintendent, \$1,960; laborers—two at \$1,500 each, one at \$1,380, twenty-six at \$1,320 each, three at \$540 each; special employees—seven at \$1,000 each; twenty-one pages for the Senate Chamber, at the rate of \$5 per day each, during the session, \$19,005; in all, \$283,325. (*Act of June 13, 1945, Public Law 85; Act of July 5, 1945, Public Law 132.*)

Estimate 1947, \$283,325                      Appropriated 1946, \$302,615

Capitol Police force under the Sergeant at Arms: Captain, \$3,000; two lieutenants at \$2,000 each; two special officers at \$2,000 each; four sergeants at \$1,920 each; fifty-five privates at \$1,800 each; in all, \$117,680. (*Act of June 13, 1945, Public Law 85.*)

Estimate 1947, \$117,680                      Appropriated 1946, \$117,680

POST OFFICE

Salaries: Postmaster, \$3,600 and \$1,400 additional so long as the position is held by the present incumbent; assistant postmaster, \$2,880; chief clerk, \$2,460; wagon master, \$2,280; assistant, \$1,740; twenty-six mail carriers at \$1,740 each; in all, \$59,600. (*Act of June 13, 1945, Public Law 85; Act of July 5, 1945, Public Law 132.*)

Estimate 1947, \$59,600                      Appropriated 1946, \$58,200

FOLDING ROOM

Salaries: Foreman, \$2,460 and \$540 additional so long as the position is held by the present incumbent; clerks—one at \$2,400, two at \$1,740 each; folders—chief, \$2,040; thirteen at \$1,140 each; in all, \$29,640. (*Act of June 13, 1945, Public Law 85.*)

Estimate 1947, \$29,640                      Appropriated 1946, \$29,640

Total, salaries, officers and employees, Senate:

Estimate 1947, \$2,944,065                      Appropriated 1946, \$2,961,595

CONTINGENT EXPENSES OF THE SENATE

Automobile and Maintenance, for the Vice President—

Vice President's automobile: For purchase, exchange, driving, maintenance, and operation of an automobile for the Vice President, \$4,000. (*Act of June 13, 1945, Public Law 85.*)

Estimate 1947, \$4,000                      Appropriated 1946, \$4,000

## SENATE—Continued

## CONTINGENT EXPENSES OF THE SENATE—continued

**Reporting Debates and Proceedings, Senate—**

Reporting Senate proceedings: For reporting the debates and proceedings of the Senate, payable in equal monthly installments, \$65,450. (*Act of June 13, 1945, Public Law 85.*)

Estimate 1947, **\$65,450** Appropriated 1946, **\$65,450**

**Contingent Expenses, Senate, Cleaning Furniture—**

Furniture: For services in cleaning, repairing, and varnishing furniture, \$2,000. (*Act of June 13, 1945, Public Law 85.*)

Estimate 1947, **\$2,000** Appropriated 1946, **\$2,000**

**Contingent Expenses, Senate, Furniture and Repairs—**

Furniture: For materials for furniture and repairs of same, exclusive of labor, and for the purchase of furniture, \$8,000. (*Act of June 13, 1945, Public Law 85.*)

Estimate 1947, **\$8,000** Appropriated 1946, **\$8,000**

**Contingent Expenses, Senate, Expenses of Inquiries and Investigations—**

Inquiries and investigations: For expenses of inquiries and investigations ordered by the Senate, including compensation to stenographers of committees, at such rate as may be fixed by the Committee to Audit and Control the Contingent Expenses of the Senate, but not exceeding 25 cents per hundred words, \$150,000: *Provided*, That no part of this appropriation shall be expended for per diem and subsistence expenses except in accordance with the provisions of the Subsistence Expense Act of 1926, approved June 3, 1926, as amended. (*Act of June 13, 1945, Public Law 85; Act of Dec. 10, 1945, Public Law 252.*)

Estimate 1947, **\$150,000** Appropriated 1946, **\$550,000**

**Salaries and Expenses, Joint Committee on Internal Revenue Taxation, Senate—**

Joint Committee on Internal Revenue Taxation: For payment of one-half of the salaries and other expenses of the Joint Committee on Internal Revenue Taxation as authorized by law, \$35,500. (*Act of June 13, 1945, Public Law 85.*)

Estimate 1947, **\$35,500** Appropriated 1946, **\$35,500**

**Contingent Expenses, Senate, Folding Documents—**

Folding documents: For folding speeches and pamphlets at a rate not exceeding \$1 per thousand, \$18,000. (*Act of June 13, 1945, Public Law 85.*)

Estimate 1947, **\$18,000** Appropriated 1946, **\$18,000**

**Contingent Expenses, Senate, Materials for Folding—**

For materials for folding, \$1,500. (*Act of June 13, 1945, Public Law 85.*)

Estimate 1947, **\$1,500** Appropriated 1946, **\$1,500**

**Contingent Expenses, Senate, Fuel for Heating Apparatus—**

Fuel, and so forth: For fuel, oil, cotton waste, and advertising, exclusive of labor, \$2,000. (*Act of June 13, 1945, Public Law 85.*)

Estimate 1947, **\$2,000** Appropriated 1946, **\$2,000**

**Contingent Expenses, Senate, Kitchens and Restaurants—**

Senate restaurants: For payment to the Architect of the Capitol in accordance with the Act approved September 9, 1942 (Public Law 709, Seventy-seventh Congress), \$35,000. (*Act of June 13, 1945, Public Law 85.*)

Estimate 1947, **\$35,000** Appropriated 1946, **\$35,000**

**Contingent Expenses, Senate, Mail Transportation—**

Motor vehicles: For maintaining, exchanging, and equipping motor vehicles for carrying the mails and for official use of the offices of the Secretary and Sergeant at Arms, \$8,760. (*Act of June 13, 1945, Public Law 85.*)

Estimate 1947, **\$8,760** Appropriated 1946, **\$8,760**

**Contingent Expenses, Senate, Miscellaneous Items—**

Miscellaneous items: For miscellaneous items, exclusive of labor, \$401,762. (*Act of June 13, 1945, Public Law 85.*)

Estimate 1947, **\$401,762** Appropriated 1946, **\$401,762**

**Contingent Expenses, Senate, Packing Boxes—**

Packing boxes: For packing boxes, \$970. (*Act of June 13, 1945, Public Law 85.*)

Estimate 1947, **\$970** Appropriated 1946, **\$970**

**Contingent Expenses, Senate, Postage—**

Postage stamps: For office of Secretary, \$350; office of Sergeant at Arms, \$150; in all, \$500. (*Act of June 13, 1945, Public Law 85.*)

Estimate 1947, **\$500** Appropriated 1946, **\$500**

**Contingent Expenses, Senate, Air-Mail and Special-Delivery Stamps—**

Air-mail and special-delivery stamps: For air-mail and special-delivery stamps for Senators and the President of the Senate as authorized by law, \$10,249.66. (*Act of June 13, 1945, Public Law 85.*)

Estimate 1947, **\$10,249.66** Appropriated 1946, **\$10,249.66**

The Committee on Appropriations, authorized by Senate Resolution Numbered 193, agreed to October 14, 1943, to employ expert and clerical assistance for the purpose of obtaining and laying factual data and information before the committee for its consideration in the discharge of its functions, hereby is authorized to expend from the contingent fund of the Senate, during the fiscal year 1947, \$50,000 in pursuance of the purposes set forth in said resolution: *Provided*, That whenever any person has left or leaves any civilian position in any department or agency in the executive branch of the Government in order to accept employment by the Senate Committee on Appropriations, he shall be carried on the rolls of such committee and shall be solely employed by such committee, and responsible only to it; but he shall be entitled upon making application to the Civil Service Commission within thirty days after the termination of his employment by such committee (unless such employment is terminated for cause) to be restored to a position in the same or any other department or agency where an opening exists, comparable to the position which, according to the records of the department or agency which he left to accept employment by the Senate Committee on Appropriations or in the judgment of the Civil Service Commission, such person would be occupying if he had remained in the employ of such department or agency during the time he was employed by such committee; and such person shall be restored to such position with the same seniority, status, and pay as if he had remained in the employ of the department or agency which he left, during such time. This section shall not be construed to require any person to be restored to a position in any department or agency after the expiration of the time for which he was appointed to the position which he left to accept employment by such committee. (*Act of June 13, 1945, Public Law 85.*)

There shall be paid from the contingent fund of the Senate, in accordance with rules and regulations prescribed by the Committee to Audit and Control the Contingent Expenses of the Senate, toll charges on not to exceed twenty-six strictly official long-distance telephone calls, aggregating per month for each Senator not more than one hundred and thirty minutes, to and from Washington, District of Columbia.

There shall be paid from the contingent fund of the Senate, in accordance with rules and regulations prescribed by the Committee to Audit and Control the Contingent Expenses of the Senate, toll charges on strictly official long-distance telephone calls originating and terminating outside of Washington, District of Columbia, not to exceed \$300 per year for each Senator. (*Act of June 13, 1945, Public Law 85.*)

**Contingent Expenses, Senate, Stationery—**

Stationery: For stationery for Senators and for the President of the Senate, including \$7,500 for stationery for committees and offices of the Senate, \$46,300. (*Act of June 13, 1945, Public Law 85; Act of Dec. 28, 1945, Public Law 269.*)

Estimate 1947, **\$46,300** Appropriated 1946, **\$94,800**

**Contingent Expenses, Senate, Storage of Documents—**

Rent: For rent of warehouse for storage of public documents, \$2,000. (*Act of June 13, 1945, Public Law 85.*)

Estimate 1947, **\$2,000** Appropriated 1946, **\$2,000**

**Total, contingent expenses of the Senate:**

Estimate 1947, **\$791,991.66** Appropriated 1946, **\$1,240,491.66**

**Payment to Widow of Hon. James G. Scrugham—**

Appropriated 1946, **\$10,000**

**Payment to Widow of Hon. Hiram W. Johnson—**

Appropriated 1946, **\$10,000**

**Payment to Daughter of Hon. John Thomas—**  
 Appropriated 1946, \$10,000

Total, Senate, annual appropriations, general account:  
 Estimate 1947, \$4,747,056.66      Appropriated 1946, \$5,243,086.66

**HOUSE OF REPRESENTATIVES**

**MEMBERS, DELEGATES, AND RESIDENT COMMISSIONER**

**Salaries of Members and Delegates, House of Representatives—**

For compensation of Members of the House of Representatives, Delegates from Territories, and the Resident Commissioner from Puerto Rico, \$4,385,000. (*Act of June 13, 1945, Public Law 85.*)  
 Estimate 1947, \$4,385,000      Appropriated 1946, \$4,385,000

**Mileage of Members and Delegates, House of Representatives—**

For mileage of Representatives, the Delegate from Hawaii and the Resident Commissioner from Puerto Rico, and for expenses of the Delegate from Alaska, \$171,000. (*Act of June 13, 1945, Public Law 85.*)  
 Estimate 1947, \$171,000      Appropriated 1946, \$171,000

**Expenses of Members and Delegates, House of Representatives—**

There shall be paid to each Representative and Delegate, and to the Resident Commissioner from Puerto Rico, an expense allowance of \$2,500 per annum to assist in defraying expenses related to or resulting from the discharge of his official duties, to be paid in equal monthly installments, \$1,095,000. (*Act of June 13, 1945, Public Law 85.*)  
 Estimate 1947, \$1,095,000      Appropriated 1946, \$1,642,500

Total, salaries, mileage, and expenses, Members and Delegates, House of Representatives:  
 Estimate 1947, \$5,651,000      Appropriated 1946, \$6,198,500

**Salaries, Officers and Employees, House of Representatives—**

For compensation of officers, clerks, messengers, and others:

**OFFICE OF THE SPEAKER**

Salaries: Secretary to the Speaker, \$4,620; three clerks to the Speaker, at \$2,400 each; messenger to Speaker, \$1,680; in all \$13,500. (*Act of June 13, 1945, Public Law 85.*)  
 Estimate 1947, \$13,500      Appropriated 1946, \$13,500

**THE SPEAKER'S TABLE**

Salaries: Parliamentarian \$6,000, and \$3,000 additional so long as the position is held by the present incumbent, and for preparing Digest of the Rules, \$1,000 per annum; Assistant Parliamentarian, \$4,000 and \$2,000 additional so long as the position is held by the present incumbent; messenger to Speaker's table, \$1,740; in all, \$17,740. (*Act of June 13, 1945, Public Law 85.*)  
 Estimate 1947, \$17,740      Appropriated 1946, \$14,740

**CHAPLAIN**

Chaplain of the House of Representatives, \$1,680, and \$820 additional so long as the position is held by the present incumbent. (*Act of June 13, 1945, Public Law 85.*)  
 Estimate 1947, \$2,500      Appropriated 1946, \$2,500

**OFFICE OF THE CLERK**

Salaries: Clerk of the House of Representatives, including compensation as disbursing officer of the contingent fund, \$8,000; Journal clerk, two reading clerks, and tally clerk, at \$7,000 each; assistant reading clerk, \$5,000, to continue available, under the limitations of House Resolution 95, adopted January 18, 1945; enrolling clerk, \$4,000; disbursing clerk, \$3,960 and \$2,040 additional so long as the position is held by the present incumbent; file clerk, \$3,780; chief bill clerk, \$3,540; assistant enrolling clerk, \$3,900 and \$500 additional as assistant to the Clerk of the House of Representatives; assistant tally clerk, \$5,000; assistant to disbursing clerk, \$3,120; stationery clerk, \$2,880; librarian, \$2,760 and \$600 additional so long as the position is held by the present incumbent; assistant

librarian and assistant file clerk, at \$2,520 each; assistant Journal clerk and assistant librarian, at \$2,460 each; clerks—one at \$2,460, four at \$2,340 each; bookkeeper and assistant in disbursing office at \$2,160 each; assistant in disbursing office, \$1,800; additional clerical assistance in disbursing office in accordance with the provisions of House Resolutions Numbered 585, 390, and 679, adopted December 16, 1942, December 20, 1943, and December 14, 1944, respectively, \$15,000; three assistants to chief bill clerk at \$2,100 each; stenographer to the Clerk, \$2,500; assistant in stationery room, \$1,740; three messengers at \$1,680 each; stenographer to Journal clerk, \$1,560; laborers—three at \$1,440 each, ten at \$1,260 each; telephone operators—assistant chief, \$2,400, twenty-three at \$1,800 each; longevity pay of operators as authorized by Public Law 2, Seventy-ninth Congress, \$2,010; operators and extra services of regular employees, when required, at the rate of not to exceed \$135 per month each, \$1,620; property custodian and superintendent of furniture and repair shop, who shall be a skilled cabinetmaker or upholsterer and experienced in the construction and purchase of furniture, \$3,960; two assistant custodians at \$3,360 each; locksmith and typewriter repairer, \$1,860; messenger and clock repairer, \$1,740; operation, maintenance, and repair of motor vehicles, \$1,200; in all, \$216,950. (*Act of June 13, 1945, Public Law 85.*)  
 Estimate 1947, \$216,950      Appropriated 1946, \$216,350

**COMMITTEE EMPLOYEES**

Clerks, messengers, and janitors to the following committees: Accounts—clerk, \$3,300; assistant clerk, \$2,460; janitor, \$1,500. Agriculture—clerk, \$3,300; assistant clerk, \$2,460; janitor, \$1,560. Appropriations—clerk, \$8,000; assistant clerks and other personal services at rates to be fixed by resolution of the committee and certified to the Clerk of the House of Representatives, \$48,740, twelve clerk-stenographers at the annual rate of \$1,800 each, one for each subcommittee of the Committee on Appropriations having jurisdiction over a regular annual appropriation bill as shall be designated by the chairman of the Committee on Appropriations and to be appointed by the chairmen of the subcommittees so designated, subject to the approval of the chairman, and one for the office of the ranking minority member of the Committee on Appropriations, to be appointed by him, \$23,400, of which \$1,800 shall be immediately available. Banking and Currency—clerk, \$2,760; assistant clerk, \$1,740; janitor, \$1,260. Census—clerk, \$2,760; janitor, \$1,260. Civil Service—clerk, \$2,760; janitor, \$1,260. Claims—clerk, \$3,300; assistant clerk, \$2,460; assistant clerk, \$1,800 and \$1,000 additional so long as the position is held by the present incumbent; janitor, \$1,260. Coinage, Weights, and Measures—clerk, \$2,760; janitor, \$1,260. Disposition of Executive Papers—clerk, \$2,760. District of Columbia—clerk, \$3,300; assistant clerk, \$2,460; janitor, \$1,260. Education—clerk, \$2,760; janitor, \$1,260. Election of the President, Vice President, and Representatives in Congress—clerk, \$2,760. Elections Numbered 1—clerk, \$2,760; janitor, \$1,260. Elections Numbered 2—clerk, \$2,760; janitor, \$1,260. Elections Numbered 3—clerk, \$2,760; janitor, \$1,260. Enrolled Bills—clerk, \$2,760; janitor, \$1,260. Expenditures in the Executive Departments—clerk, \$3,300; janitor, \$1,260. Flood Control—clerk, \$2,760; janitor, \$1,260. Foreign Affairs—clerk, \$3,300; assistant clerk, \$2,460; janitor, \$1,260. Immigration and Naturalization—clerk, \$3,300; assistant clerk, \$2,400; janitor, \$1,260. Indian Affairs—clerk, \$3,300; assistant clerk, \$2,460; janitor, \$1,260. Insular Affairs—clerk, \$2,760; janitor, \$1,260. Interstate and Foreign Commerce—clerk, \$3,900 and \$600 additional so long as the position is held by the present incumbent; additional clerk, \$2,640; assistant clerk, \$2,100; janitor, \$1,560. Irrigation and Reclamation—clerk, \$2,760; janitor, \$1,260. Invalid Pensions—clerk, \$3,300; assistant clerk, \$2,880; expert examiner, \$2,700; stenographer, \$2,640; janitor, \$1,500. Judiciary—clerk, \$3,900; assistant clerk, \$2,460; assistant clerk, \$1,980; janitor, \$1,560. Labor—clerk, \$2,760; assistant clerk, \$1,740; janitor, \$1,260. Library—clerk, \$2,760; janitor, \$1,260. Merchant Marine and Fisheries—clerk, \$2,760; assistant clerk, \$1,740; janitor, \$1,260. Military Affairs—clerk, \$3,300; assistant clerk, \$2,100; janitor, \$1,560. Mines and Mining—clerk, \$2,760; janitor, \$1,260. Naval Affairs—clerk, \$3,300; assistant clerk, \$2,100; janitor, \$1,560. Patents—clerk, \$2,760; assistant clerk, \$2,100; janitor, \$1,260. Pensions—clerk, \$3,300; assistant clerk, \$2,160; janitor, \$1,260. Post Office and Post Roads—clerk, \$3,300; assistant clerk, \$2,100; janitor, \$1,560. Printing—clerk, \$2,760; janitor, \$1,560. Public Buildings and Grounds—clerk, \$3,300; assistant clerk, \$1,740; janitor, \$1,260. Public Lands—clerk, \$3,300; assistant clerk, \$1,740; janitor, \$1,260. Revision of the Laws—clerk, \$3,300; janitor, \$1,260. Rivers and Harbors—clerk, \$3,300; assistant clerk, \$2,460; janitor, \$1,560. Roads—clerk, \$2,760; assistant clerk, \$1,740; janitor, \$1,260. Rules—clerk, \$3,300; assistant clerk, \$2,100; clerk-stenographer, \$1,800; janitor, \$1,260. Territories—clerk, \$2,760; janitor, \$1,260. Un-American Activities—clerk, \$3,900; assistant clerk, \$2,640; assistant clerk, \$2,100; janitor, \$1,560. War Claims—clerk, \$3,300; assistant clerk, \$1,740; janitor, \$1,260. Ways and

## HOUSE OF REPRESENTATIVES—Continued

## COMMITTEE EMPLOYEES—continued

Means—clerk, \$4,620; assistant clerk, \$3,000; assistant clerk and stenographer, \$2,640; assistant clerk, \$2,580; clerk for minority, \$3,180; janitors—one, \$1,560; two at \$1,260 each. World War Veterans' Legislation—clerk, \$3,300; assistant clerk, \$2,460; for an additional amount for clerks of the committees pursuant to the Act of December 20, 1944 (Public, 512), \$22,880; in all, \$391,960. (*Act of June 13, 1945, Public Law 85; Act of July 5, 1945, Public Law 132.*)

Estimate 1947, **\$391,960**                      Appropriated 1946, **\$391,960**

## OFFICE OF SERGEANT AT ARMS

Salaries: Sergeant at Arms, \$8,000; Deputy Sergeant at Arms in charge of mace, \$3,180; cashier, \$6,000; assistant cashier, \$4,000 and \$1,000 additional so long as the position is held by the present incumbent; two bookkeepers at \$3,360 each; Deputy Sergeant at Arms in charge of pairs, \$3,600; special assistant to Sergeant at Arms, \$3,000 and \$600 additional so long as the position is held by the present incumbent; pair clerk and messenger, \$2,820; stenographer, \$2,500; skilled laborer, \$1,380; hire of automobile, \$600; in all, \$43,400. (*Act of June 13, 1945, Public Law 85.*)

Estimate 1947, **\$43,400**                      Appropriated 1946, **\$41,200**

Capitol Police force under the Sergeant at Arms: Three lieutenants at \$2,000 each; five sergeants at \$1,920 each; sixty privates at \$1,800 each; in all, \$123,600. (*Act of June 13, 1945, Public Law 85; Act of July 5, 1945, Public Law 132.*)

Estimate 1947, **\$123,600**                      Appropriated 1946, **\$123,600**

## OFFICE OF DOORKEEPER

Salaries: Doorkeeper, \$6,000; special employee, \$3,000; superintendent of House Press Gallery, \$3,660; assistants to the superintendent of the House Press Gallery—one at \$3,000, and one at \$2,220; House Radio Press Gallery—superintendent of radio room at \$2,700; messenger at \$1,560; superintendent of the House Periodical Press Gallery, \$2,700; chief janitor, \$2,700 and \$300 additional so long as the position is held by the present incumbent; messengers—one chief messenger, \$2,240 and \$300 additional so long as the position is held by the present incumbent, sixteen messengers at \$1,740 each, fourteen on soldiers' roll at \$1,740 each; laborers—seventeen at \$1,260 each, two (cloakroom) at \$1,380 each, one (cloakroom), \$1,260, and seven (cloakroom) at \$1,140 each; three female attendants in ladies' retiring rooms at \$1,680 each, attendant for the ladies' reception room, \$1,440; superintendent of folding room, \$3,180 and \$820 additional so long as the position is held by the present incumbent; foreman of folding room, \$2,640; chief clerk to superintendent of folding room, \$2,460; three clerks at \$2,160 each; janitor, \$1,260; laborer, \$1,260; thirty-one folders at \$1,440 each; shipping clerk, \$1,740; two drivers at \$1,380 each; two chief pages at \$1,980 each; two telephone pages at \$1,680 each; two floor managers of telephones (one for the minority) at \$3,180 each and \$600 each additional so long as the respective positions are held by the respective present incumbents; two assistant floor managers in charge of telephones (one for the minority) at \$2,100 each fifty pages during the session, including ten pages for duty at the entrances to the Hall of the House at \$5 per day each, \$45,250; superintendent of document room (Elmer A. Lewis), \$3,960 and \$1,040 additional so long as the position is held by the present incumbent; assistant superintendent of document room, \$2,760; clerk, \$2,320; assistant clerk, \$2,160; eight assistants at \$1,860 each; janitor, \$1,440; messenger to press room (House Press Gallery), \$1,560; maintenance and repair of folding-room motortruck, \$500; in all, \$284,670. (*Act of June 13, 1945, Public Law 85; Act of Dec. 28, 1945, Public Law 269.*)

Estimate 1947, **\$284,670**                      Appropriated 1946, **\$327,970**

## SPECIAL AND MINORITY EMPLOYEES

For the minority employees authorized and named in the House Resolutions Numbered 51 and 53 of December 11, 1931, as amended: Two at \$5,000 each, one at \$3,000 and \$450 additional so long as the position is held by the present incumbent, two at \$3,000 each and \$500 each additional so long as the positions are held by the present incumbents respectively; one at \$3,600 and \$300 additional while the position is held by the present incumbent (minority pair clerk, House Resolution Numbered 313 of August 7, 1935); in all, \$24,350. (*Act of June 13, 1945, Public Law 85.*)

Estimate 1947, **\$24,350**                      Appropriated 1946, **\$23,350**

Special employees: Assistant foreman of the folding room, authorized in the resolution of September 30, 1913, \$1,980; laborer, authorized and named in the resolution of April 28, 1914, \$1,380; laborer, \$1,380; in all, \$4,740. (*Act of June 13, 1945, Public Law 85.*)

Estimate 1947, **\$4,740**                      Appropriated 1946, **\$4,740**

Successors to any of the employees provided for in the two preceding paragraphs may be named by the House of Representatives at any time.

Office of majority floor leader: Legislative clerk, \$3,110 and \$300 additional so long as the position is held by the present incumbent; clerk, \$2,530; additional clerk, \$2,000; two assistant clerks, at \$1,800 each; stenographer, \$2,000; for official expenses of the majority leader, as authorized by House Resolution Numbered 101, Seventy-first Congress, adopted December 18, 1929, \$2,000; in all, \$15,540. (*Act of June 13, 1945, Public Law 85.*)

Estimate 1947, **\$15,540**                      Appropriated 1946, **\$13,540**

Conference minority: Clerk, \$3,180 and \$300 additional so long as the position is held by the present incumbent; legislative clerk, \$3,060; assistant clerk, \$2,100; janitor, \$1,560; in all, \$10,200. The foregoing employees to be appointed by the minority leader. (*Act of June 13, 1945, Public Law 85.*)

Estimate 1947, **\$10,200**                      Appropriated 1946, **\$10,200**

Two messengers, one in the majority caucus room and one in the minority caucus room, to be appointed by the majority and minority whips, respectively, at \$1,740 each; in all, \$3,480. (*Act of June 13, 1945, Public Law 85.*)

Estimate 1947, **\$3,480**                      Appropriated 1946, **\$3,480**

Two printing clerks, one for the majority caucus room and one for the minority caucus room, to be appointed by the majority and minority leaders, respectively, at \$2,000 each; in all, \$4,000. (*Act of June 13, 1945, Public Law 85.*)

Estimate 1947, **\$4,000**                      Appropriated 1946, **\$4,000**

Technical assistant in the office of the attending physician, to be appointed by the attending physician, subject to the approval of the Speaker, \$3,600. (*Act of Dec. 28, 1945, Public Law 269.*)

Estimate 1947, **\$3,600**                      Appropriated 1946, **\$1,800**

## POST OFFICE

Salaries: Postmaster, \$5,000; assistant postmaster, \$2,880; two registry and money-order clerks, at \$2,100 each; forty messengers (including one to superintend transportation of mails), at \$1,740 each; substitute messengers and extra services of regular employees, when required, at the rate of not to exceed \$145 per month each, \$1,740; laborer, \$1,260; in all, \$84,680. (*Act of June 13, 1945, Public Law 85.*)

Estimate 1947, **\$84,680**                      Appropriated 1946, **\$84,680**

Motor vehicles: For the purchase, exchange, maintenance, and repair of motor vehicles for carrying the mails, \$2,200. (*Act of June 13, 1945, Public Law 85.*)

Estimate 1947, **\$2,200**                      Appropriated 1946, **\$2,200**

## OFFICIAL REPORTERS OF DEBATES

Salaries: Seven official reporters of the proceedings and debates of the House, at \$7,500 each; clerk, \$4,000; assistant clerk, \$2,000; six expert transcribers, at \$2,000 each; in all, \$70,500. (*Act of June 13, 1945, Public Law 85.*)

Estimate 1947, **\$70,500**                      Appropriated 1946, **\$70,500**

## COMMITTEE REPORTERS

Salaries: Four reporters to committees, at \$7,500 each, and two reporters to committees, at \$6,500 each; clerk, \$3,360; six expert transcribers, at \$2,000 each; in all, \$58,360: *Provided*, That any sums received from the sale of copies of transcripts of hearings of committees reported by such reporters shall be covered into the Treasury as "miscellaneous receipts". (*Act of June 13, 1945, Public Law 85.*)

Estimate 1947, **\$58,360**                      Appropriated 1946, **\$58,360**

Whenever the words "during the session" occur in the foregoing paragraphs they shall be construed to mean the one hundred and eighty-one days from January 1 to June 30, 1947, inclusive.

CLERK HIRE, MEMBERS AND DELEGATES

**Clerk Hire, Members and Delegates, House of Representatives—**

For clerk hire necessarily employed by each Member and Delegate, and the Resident Commissioner from Puerto Rico, in the discharge of his official and representative duties, as authorized by law, \$4,161,000. (*Act of June 13, 1945, Public Law 85.*)

Estimate 1947, **\$4,161,000**                      Appropriated 1946, **\$4,161,000**

Total, salaries, officers and employees, House of Representatives:

Estimate 1947, **\$5,536,970**                      Appropriated 1946, **\$5,569,670**

CONTINGENT EXPENSES OF THE HOUSE

**Contingent Expenses, House of Representatives, Furniture and Repairs—**

Furniture: For furniture and materials for repairs of the same, including labor, tools, and machinery for furniture repair shops, \$100,000, of which \$50,000 shall be immediately available. (*Act of June 13, 1945, Public Law 85.*)

Estimate 1947, **\$100,000**                      Appropriated 1946, **\$55,000**

**Contingent Expenses, House of Representatives, Packing Boxes—**

Packing boxes: For packing boxes, \$5,000; *Provided*, That no part of this appropriation shall be used to furnish a packing box to any Representative, Delegate, or Resident Commissioner for any session of Congress unless request therefor has been made not later than thirty days after the sine die adjournment of any such session. (*Act of June 8, 1942, Public Law 600.*)

Estimate 1947, **\$5,000**

**Contingent Expenses, House of Representatives, Miscellaneous Items—**

Miscellaneous items: For miscellaneous items, exclusive of salaries unless specifically ordered by the House of Representatives, including the sum of \$27,500 for payment to the Architect of the Capitol in accordance with section 208 of the Act approved October 9, 1940 (Public Act 812, Seventy-sixth Congress), and materials for folding, \$186,000, of which \$100,000 shall be immediately available; *Provided*, That no part of this appropriation shall be used to pay the salaries of three additional laborers authorized in section 2 of House Resolution Numbered 385 of the Seventy-eighth Congress, adopted December 17, 1943. (*Act of June 13, 1945, Public Law 85.*)

Estimate 1947, **\$186,000**                      Appropriated 1946, **\$86,000**

**Contingent Expenses, House of Representatives, Stenographic Reports of Committee Hearings—**

Reporting hearings: For stenographic reports of hearings of committees other than special and select committees, \$27,500. (*Act of June 13, 1945, Public Law 85.*)

Estimate 1947, **\$27,500**                      Appropriated 1946, **\$27,500**

**Contingent Expenses, House of Representatives, Expenses of Special and Select Committees—**

Special and select committees: For expenses of special and select committees authorized by the House, \$400,000. (*Act of June 13, 1945, Public Law 85.*)

Estimate 1947, **\$400,000**                      Appropriated 1946, **\$400,000**

**Salaries and Expenses, Joint Committee on Internal Revenue Taxation, House of Representatives—**

Joint Committee on Internal Revenue Taxation: For payment of one-half of the salaries and other expenses of the Joint Committee on Internal Revenue Taxation as authorized by law, \$50,000. (*Act of June 13, 1945, Public Law 85.*)

Estimate 1947, **\$50,000**                      Appropriated 1946, **\$35,500**

Funeral expenses: No part of the appropriations contained in this title for the contingent expenses of the House of Representatives shall be used to defray the expenses of any committee consisting of more than six persons (not more than four from the House and not more than two from the Senate), nor to defray the expenses of any other person except the Sergeant at Arms of the House or a representative of his office, and except the widow or minor children or both of the deceased, to attend the funeral rites and burial of any person who at the time of his or her death is a Representative, a Delegate from a Territory, or a Resident Commissioner from Puerto Rico. (*Act of June 13, 1945, Public Law 85.*)

**Contingent Expenses, House of Representatives, Telegraph and Telephone Service—**

Telegraph and telephone: For telegraph and telephone service, exclusive of personal services, \$300,000. (*Act of June 13, 1945, Public Law 85.*)

Estimate 1947, **\$300,000**                      Appropriated 1946, **\$200,000**

**Contingent Expenses, House of Representatives, Stationery—**

Stationery: For stationery for Representatives, Delegates, and the Resident Commissioner from Puerto Rico, for the first session of the Eightieth Congress, and for stationery for the use of the committees and officers of the House (not to exceed \$6,000), \$93,600. (*Act of June 13, 1945, Public Law 85; Act of Dec. 28, 1945, Public Law 269.*)

Estimate 1947, **\$93,600**                      Appropriated 1946, **\$312,600**

**Contingent Expenses, House of Representatives, Attending Physician—**

Attending physician's office: For medical supplies, equipment, and contingent expenses of the emergency room and for the attending physician and his assistants, including an allowance of \$1,500 to be paid to the attending physician in equal monthly installments as authorized by the Act approved June 27, 1940 (54 Stat. 629), and including an allowance of not to exceed \$30 per month each to four assistants as provided by the House resolutions adopted July 1, 1930, January 20, 1932, and November 18, 1940, \$6,985. (*Act of June 13, 1945, Public Law 85.*)

Estimate 1947, **\$6,985**                      Appropriated 1946, **\$6,985**

**Contingent Expenses, House of Representatives, Postage—**

Postage stamps: Postmaster, \$200; Clerk, \$100; Sergeant at Arms, \$250; Doorkeeper, \$100; in all, \$950. (*Act of June 13, 1945, Public Law 85.*)

Estimate 1947, **\$950**                      Appropriated 1946, **\$950**

**Contingent Expenses, House of Representatives, Air Mail and Special Delivery Stamps—**

To enable the Clerk of the House to procure and furnish each Representative, Delegate, and the Resident Commissioner from Puerto Rico, United States air mail and special delivery postage stamps as authorized by law, \$32,850. (*Act of June 13, 1945, Public Law 85.*)

Estimate 1947, **\$32,850**                      Appropriated 1946, **\$32,850**

**Contingent Expenses, House of Representatives, Folding Documents—**

Folding documents: For folding speeches and pamphlets, at a rate not exceeding \$1 per thousand or for the employment of personnel at a rate not to exceed \$5.20 per day per person, \$30,000. (*Act of June 13, 1945, Public Law 85.*)

Estimate 1947, **\$30,000**                      Appropriated 1946, **\$30,000**

**Contingent Expenses, House of Representatives, Revision of Laws—**

Revision of laws: For preparation and editing of the laws as authorized by the Act approved May 29, 1928 (1 U. S. C. 59), \$8,000, to be expended under the direction of the Committee on Revision of the Laws. (*Act of June 13, 1945, Public Law 85.*)

Estimate 1947, **\$8,000**                      Appropriated 1946, **\$8,000**

**Contingent Expenses, House of Representatives, Preparation of New Edition of the United States Code—**

Appropriated 1946, **\$150,000**

**Payment for Certain Services, House of Representatives—**

Clerk's office, special assistance: For assistants in compiling lists of reports to be made to Congress by public officials; compiling copy and revising proofs for the House portion of the Official Register; preparing and indexing the statistical reports of the Clerk of the House; compiling the telephone and Members' directories; preparing and indexing the daily calendars of business; preparing the official statement of Members' voting records; preparing lists of congressional nominees and statistical summary of elections; preparing and indexing questions of order printed in the Appendix to the Journal pursuant to House rule III; for recording and filing statements of political committees and candidates for election to the House of Representatives pursuant to the Federal Corrupt Practices Act, 1925 (2 U. S. C. 241-256); and for such other assistance as the Clerk of the House may deem necessary and proper in the conduct of the business of his office, \$4,500; *Provided*, That no part of this appropriation shall be used to augment the annual salary of any employee of the House of Representatives. (*Act of June 13, 1945, Public Law 85.*)

Estimate 1947, **\$4,500**                      Appropriated 1946, **\$4,500**







**ARCHITECT OF THE CAPITOL—Continued**  
**CAPITOL BUILDINGS AND GROUNDS—Continued**

**Improving the Capitol Grounds—**

Capitol Grounds: For care and improvement of grounds surrounding the Capitol, Senate and House Office Buildings; Capitol Power Plant; personal and other services; care of trees; planting; fertilizers; repairs to pavements, walks, and roadways; purchase of waterproof wearing apparel; maintenance of signal lights; and for snow removal by hire of men and equipment or under contract without compliance with section 3709 (41 U. S. C. 5) of the Revised Statutes, **[\$109,000] \$163,100.** (40 U. S. C. 162; Act of Mar. 4, 1929, Public Law 1036; Act of June 13, 1945, Public Law 85.)

Estimate 1947, **\$163,100**                      Appropriated 1946, **\$109,000**

By objects	Obligations					
	Estimate, 1947		Estimate, 1946		Actual, 1945	
PERSONAL SERVICES	Man-years	Total salary	Man-years	Total salary	Man-years	Total salary
Clerical, administrative, and fiscal service: Grade 2. Range \$1,704 to \$2,100.....	1	\$1,902	1	\$1,872	1	\$1,530
Professional service: Grade 5. Range \$5,150 to \$6,020: Landscape architect and horticulturist.....	1	6,020	1	6,020	1	5,350
Grade 3. Range \$3,640 to \$4,300: Landscape gardener.....	1	4,080	1	4,000	1	3,425
Engineer.....	1	3,970	1	3,945	1	3,375
Subprofessional service: Grade 5. Range \$2,100 to \$2,496.....	1	2,298	1	2,286	1	1,830
Grade 4. Range \$1,902 to \$2,298.....	1	1,902				
Grade 2. Range \$1,572 to \$1,968.....	20	34,872	18	31,509	17.7	25,078
Crafts, protective, and custodial service: Grade 5. Range \$1,968 to \$2,364.....	1	2,166	1	2,154	1	1,680
Grade 3. Range \$1,572 to \$1,902.....	27	46,206	25	42,930	24.9	34,827
Total permanent.....	54	103,416	49	94,716	48.6	77,095
Temporary employment.....		7,500		7,500		7,896
Overtime pay and additional compensation.....		14,604		16,101		17,692
Holiday pay.....		100		90		
Night-work differential.....		400		400		
01 Personal services (net).....		126,020		118,807		102,683
OTHER OBLIGATIONS						
02 Travel.....		50		50		33
03 Transportation of things.....		32		32		
04 Communication services.....		20		20		
07 Other contractual services: Repairs and alterations: General annual repairs and alterations.....		6,050		6,050		5,263
Tree surgery work.....		5,000				
Special paving repairs, sidewalks, House approach.....		7,000				
Advertising.....		50		50		
Snow removal.....		5,000		5,000		43
Maintenance, signal lights.....		1,364		1,364		1,185
08 Supplies and materials.....		6,500		6,500		6,350
09 Equipment.....		6,014		3,514		3,094
Total other obligations.....		37,080		22,580		15,968
Grand total obligations.....		163,100		141,387		118,651
Excess of obligations over appropriation due to Public Law 106.....				-32,387		
Estimated savings, unobligated balance.....						4,119
Total estimate or appropriation.....		163,100		109,000		122,770

**Maintenance, Legislative Garage—**

Legislative garage: For maintenance, repairs, alterations, personal and other services, and all necessary incidental expenses, **[\$13,200] \$20,500.** (40 U. S. C. 185a; Act of July 8, 1935, Public Law 200; Act of June 13, 1945, Public Law 85.)

Estimate 1947, **\$20,500**                      Appropriated 1946, **\$13,200**

By objects	Obligations					
	Estimate, 1947		Estimate, 1946		Actual, 1945	
PERSONAL SERVICES	Man-years	Total salary	Man-years	Total salary	Man-years	Total salary
Crafts, protective, and custodial service: Grade 7. Range \$2,364 to \$2,870.....	1	\$2,496	1	\$2,496	1	\$2,100
Grade 4. Range \$1,770 to \$2,166.....	1	1,902	1	1,902	1	1,560
Grade 3. Range \$1,572 to \$1,902.....	5	8,972	5	8,872	4.9	7,106
Total permanent.....	7	13,370	7	13,270	6.9	10,766
Overtime pay and additional compensation.....		4,000		4,000		2,334
Holiday pay.....		100		100		
Night-work differential.....		750		750		
01 Personal services (net).....		18,220		18,120		13,100

By objects	Obligations		
	Estimate, 1947	Estimate, 1946	Actual, 1945
OTHER OBLIGATIONS			
07 Other contractual services.....	\$1,500	\$1,500	\$1,426
08 Supplies and materials.....	780	780	671
Total other obligations.....	2,280	2,280	2,097
Grand total obligations.....	20,500	20,400	15,197
Excess of obligations over appropriation due to Public Law 106.....		-7,200	
Estimated savings, unobligated balance.....			32
Total estimate or appropriation.....	20,500	13,200	15,229

**Subway Transportation, Capitol and Senate Office Buildings—**

Subway transportation, Capitol and Senate Office Buildings: For repairs, rebuilding, and maintenance of the subway system connecting the Senate Office Building with the Senate wing of the United States Capitol and for personal and other services, including maintenance of the cars, track, and electrical equipment connected therewith, **[\$1,500] \$2,000.** (Act of Mar. 4, 1911, Public Law 525; Act of June 13, 1945, Public Law 85.)

Estimate 1947, **\$2,000**                      Appropriated 1946, **\$1,500**

By objects	Obligations		
	Estimate, 1947	Estimate, 1946	Actual, 1945
07 Other contractual services.....	\$1,100	\$900	\$960
08 Supplies and materials.....	400	300	105
09 Equipment.....	500	300	397
Grand total obligations.....	2,000	1,500	1,462
Estimated savings, unobligated balance.....			38
Total estimate or appropriation.....	2,000	1,500	1,500

**Maintenance, Senate Office Building—**

Senate Office Building: For maintenance, miscellaneous items and supplies, including furniture, furnishings, and equipment, and for labor and material incident thereto, and repairs thereof; for purchase of waterproof wearing apparel and for personal and other services, including four female attendants in charge of ladies' retiring rooms at \$1,500 each, for the care and operation of the Senate Office Building; to be expended under the control and supervision of the Architect of the Capitol; in all, **[\$339,500] \$517,600.** (40 U. S. C. 174c; Act of June 13, 1945, Public Law 85.)

Estimate 1947, **\$517,600**                      Appropriated 1946, **\$339,500**

By objects	Obligations		
	Estimate, 1947	Estimate, 1946	Actual, 1945
Total obligations.....	\$517,600	\$447,398	\$351,321
Excess of obligations over appropriation due to Public Law 106.....		-107,898	
Estimated savings, unobligated balance.....			1,639
Total estimate or appropriation.....	517,600	339,500	352,960

**Maintenance, House Office Buildings—**

House Office Buildings: For maintenance, including equipment, waterproof wearing apparel, miscellaneous items, and for all necessary services, **[\$427,000] \$570,500.** (40 U. S. C. 175; Act of June 30, 1932, Public Law 212; Act of June 13, 1945, Public Law 85.)

Estimate 1947, **\$570,500**                      Appropriated 1946, **\$427,000**

By objects	Obligations		
	Estimate, 1947	Estimate, 1946	Actual, 1945
Total obligations.....	\$570,500	\$561,244	\$450,976
Excess of obligations over appropriation due to Public Law 106.....		-134,244	
Estimated savings, unobligated balance.....			14,024
Total estimate or appropriation.....	570,500	427,000	465,000

**Capitol Power Plant—**

Capitol Power Plant: For lighting, heating, and power for the Capitol, Senate and House Office Buildings, Supreme Court Building, Congressional Library Buildings, and the grounds about the



same, Botanic Garden, legislative garage, and folding and storage rooms of the Senate, and for air-conditioning refrigeration not supplied from plants in any of such buildings; for heating the Government Printing Office and Washington City Post Office and for light and power therefor whenever available; personal and other services, engineering instruments, fuel, oil, materials, labor, advertising, and purchase of waterproof wearing apparel in connection with the maintenance and operation of the plant, **[\$882,700] \$942,900.** (40 U. S. C. 185; Act of July 1, 1922, Public Law 263; Act of Dec. 20, 1929, Public Law 26; Act of June 30, 1930, Public Law 354; Act of Feb. 9, 1937, Public Law 4; Act of May 17, 1938, Public Law 526; Act of June 13, 1945, Public Law 85.)

Estimate 1947, **\$942,900**                      Appropriated 1946, **\$882,700**

By objects	Obligations		
	Estimate, 1947	Estimate, 1946	Actual, 1945
Total obligations.....	\$942,900	\$973,328	\$885,763
Prior year appropriation available in 1945.....			-16,395
Net total obligations.....	942,900	973,328	869,368
Excess of obligations over appropriation due to Public Law 106.....		-90,628	
Estimated savings, unobligated balance.....			4,632
Total estimate or appropriation.....	942,900	882,700	874,000

The appropriations under the control of the Architect of the Capitol may be expended without reference to section 4 of the Act approved June 17, 1910 (41 U. S. C. 7), concerning purchases for executive departments. (Act of June 13, 1945, Public Law 85.)

The Government Printing Office and the Washington City Post Office shall reimburse the Capitol Power Plant for heat, light, and power whenever any such service is furnished during the fiscal year **[1946] 1947**, and the amounts so reimbursed shall be covered into the Treasury. (Act of June 13, 1945, Public Law 85.)

LIBRARY BUILDINGS AND GROUNDS

MECHANICAL AND STRUCTURAL MAINTENANCE

Library Buildings and Grounds—

Salaries: For chief engineer and all personal services at rates of pay provided by law, **[\$97,800] \$154,220.** (2 U. S. C. 141; Act of May 17, 1938, Public Law 526; Act of June 13, 1945, Public Law 85.)

Estimate 1947, **\$154,220**                      Appropriated 1946, **\$97,800**

By objects	Obligations					
	Estimate, 1947		Estimate, 1946		Actual, 1945	
<b>PERSONAL SERVICES</b>	Man-years	Total salary	Man-years	Total salary	Man-years	Total salary
Clerical, administrative, and fiscal service:						
Grade 3. Range \$1,902 to \$2,298.....	2	\$4,002	2	\$4,002	2	\$3,300
Crafts, protective, and custodial service:						
Grade 9. Range \$2,650 to \$3,310.....	3	8,830	3	8,805	3	7,375
Grade 8. Range \$2,540 to \$3,200.....	5	13,580	5	13,553	5	11,175
Grade 7. Range \$2,364 to \$2,870.....	9	22,464	9	22,431	8.8	18,305
Grade 6. Range \$2,166 to \$2,562.....	17	38,736	17	38,724	15.5	29,698
Grade 5. Range \$1,968 to \$2,364.....	2	4,200	2	4,200	2	3,480
Grade 4. Range \$1,770 to \$2,166.....	16	29,904	13.1	24,725	12.3	18,738
Grade 3. Range \$1,572 to \$1,902.....	1	1,704	1	1,704		
Total permanent.....	55	123,420	52.1	118,144	48.6	91,981
Overtime pay and additional compensation.....		28,000		28,000		19,924
Holiday pay.....		800		700		
Night-work differential.....		2,000		2,000		
01 Personal services (net).....		154,220		148,844		111,905
Excess of obligations over appropriation due to Public Law 106.....				-51,044		
Estimated savings, unobligated balance.....						3,095
Total estimate or appropriation.....		154,220		97,800		115,000

Salaries, Sunday opening: For extra services of employees and additional employees under the Architect of the Capitol to provide for the opening of the Library Buildings on Sundays [and on holidays], at rates to be fixed by such Architect, **[\$7,000] \$12,850.** (2 U. S. C. 141; Act of June 13, 1945, Public Law 85.)

Estimate 1947, **\$12,850**                      Appropriated 1946, **\$7,000**

By objects	Obligations		
	Estimate, 1947	Estimate, 1946	Actual, 1945
Per diem employees for 52 Sundays.....	\$12,850	\$7,000	\$5,699
Overtime pay and additional compensation.....			871
01 Personal services (net).....	12,850	7,000	6,570
Estimated savings, unobligated balance.....			430
Total estimate or appropriation.....	12,850	7,000	7,000

General repairs, and so forth: For necessary expenditures for the Library Buildings and Grounds under the jurisdiction of the Architect of the Capitol, including minor improvements, maintenance, repair, equipment, supplies, waterproof wearing apparel, material, and appurtenances, and personal and other services in connection with the mechanical and structural maintenance of such buildings and grounds, **[\$84,000]**, of which \$40,000 shall be available for necessary expenses for remodeling of space in the annex for a cafeteria and for furniture, equipment, and other items required for operation of same] **\$990,200.** (2 U. S. C. 141; Act of June 13, 1945, Public Law 85.)

Estimate 1947, **\$990,200**                      Appropriated 1946, **\$84,000**

By objects	Obligations		
	Estimate, 1947	Estimate, 1946	Actual, 1945
02 Travel.....			\$33
07 Other contractual services.....			
General annual repairs.....	\$5,500	\$5,500	2,259
Maintenance and repairs, air-conditioning and refrigerating systems (both buildings).....	3,300	3,300	6,419
Maintenance and repairs, elevators (both buildings).....	4,000	3,000	2,671
Painting (both buildings), annual.....	10,000	10,000	
Repairs and restoration, ceiling, west main 2d floor, main building.....			5,000
Extension of rare-book stack (main building).....	11,100	5,000	
Remodeling, furnishing, and equipping space in annex for a cafeteria.....		40,000	
Collapsible wings for revolving doors.....			2,107
Structural completion of book-stacks, annex.....	453,700		
Steel shelving for structurally completed bookstacks, annex.....	47,800		
Restoring and equipping space vacated by maps division, main building.....	35,950		
Replacement pneumatic tube system, main building.....	30,000		
Acoustical tile ceilings, both buildings.....	28,000		
New delivery entrance, for annex building.....	17,200		
Elevator improvements, control.....	25,200		
Engineering studies, lighting system, main building, and electric feeders, annex.....	10,000		
Renew copper cornice flashing, roof, main building.....	10,000		
Pointing coping walls, fountain, and stair approaches, grounds, main building.....	4,500		
Repairs to terrace platform, west side, main building.....	2,150		
Sprinkler system, grounds, main building.....	12,000		
08 Supplies and materials.....	12,500	10,700	10,242
09 Equipment:			
Reading lamps for main reading room.....	1,300	500	
Lighting fixtures for card division, annex.....	3,400		
New electric clock system, main building.....	1,800		
Fire alarm system, main building.....	33,600		
Replacement of book carriers, main building.....	200,000		
Refrigerating equipment, main building.....	16,200		
Bronze railings, main stairs, main building.....	10,000		
10 Lands and structures.....	1,000	1,000	1,269
Total estimate or appropriation.....	990,200	84,000	25,000

For furniture, including partitions, screens, shelving, and electrical work pertaining thereto and repairs thereof, and the purchase of office and library equipment, apparatus, and labor-saving devices, **[\$38,600] \$48,700**, to be expended under the direction of the Architect of the Capitol. (2 U. S. C. 141; Act of June 13, 1945, Public Law 85.)

Estimate 1947, **\$48,700**                      Appropriated 1946, **\$38,600**

**ARCHITECT OF THE CAPITOL—Continued**

**LIBRARY BUILDINGS AND GROUNDS—Continued**

**MECHANICAL AND STRUCTURAL MAINTENANCE—continued**

**Library Buildings and Grounds—Continued**

By objects	Obligations		
	Estimate, 1947	Estimate, 1946	Actual, 1945
07 Other contractual services.....	\$3,000	\$3,000	-----
09 Equipment:			
Annual.....	13,000	13,000	-----
Special.....	3,900	22,400	-----
Steel lockers, both buildings.....			
Steel card trays, card division, annex.....	28,800	-----	-----
Total estimate or appropriation.....	48,700	38,600	-----

Total, Library buildings and grounds:

Estimate 1947, **\$1,205,970**                      Appropriated 1946, **\$227,400**

Total, Architect of the Capitol, annual appropriations, general account:

Estimate 1947, **\$4,070,670**                      Appropriated 1946, **\$2,417,870**

**BOTANIC GARDEN**

**Salaries, Botanic Garden—**

Salaries: For personal services (including not exceeding \$3,000 for miscellaneous temporary labor without regard to the Classification Act of 1923, as amended), **[\$80,200]** \$116,100; all under the direction of the Joint Committee on the Library. (40 U. S. C. 216; Act of June 13, 1945, Public Law 85.)

Estimate 1947, **\$116,100**                      Appropriated 1946, **\$80,200**

By objects	Obligations					
	Estimate, 1947		Estimate, 1946		Actual, 1945	
<b>PERSONAL SERVICES</b>	Man-	Total	Man-	Total	Man-	Total
Professional service:	years	salary	years	salary	years	salary
Grade 3. Range \$3,640 to \$4,300:						
Assistant director.....	1	\$3,750	1	\$3,668	0.8	\$3,150
Clerical, administrative, and fiscal service:						
Grade 5. Range \$2,320 to \$2,980.....	1	2,540	-----	-----	0.3	667
Grade 3. Range \$1,902 to \$2,298.....	1	2,298	1	2,298	0.7	1,250
Grade 2 <sup>1/2</sup> . Range \$1,704 to \$2,100.....	1	2,100	1	2,067	1	1,710
Subprofessional service:						
Grade 8. Range \$2,980 to \$3,640.....	1	3,640	1	3,640	1	3,200
Grade 6. Range \$2,320 to \$2,980.....	1	2,540	1	2,540	0.7	1,559
Grade 5. Range \$2,100 to \$2,496.....	1	2,232	1	2,217	0.8	1,700
Grade 4. Range \$1,902 to \$2,298.....	9	19,494	9	19,380	9	16,195
Grade 3. Range \$1,704 to \$2,100.....	7	13,710	7	13,611	6.5	10,140
Grade 2. Range \$1,572 to \$1,968.....	4	6,684	4	6,588	3	4,050
Crafts, protective, and custodial service:						
Grade 6. Range \$2,166 to \$2,562.....	4	9,324	4	9,324	4	7,800
Grade 5. Range \$1,968 to \$2,364.....	3	6,300	3	6,300	3	5,220
Grade 3. Range \$1,572 to \$1,902.....	13	22,812	12.1	21,416	10.9	15,939
Grade 2. Range \$1,440 to \$1,770.....	1	1,572	1	1,572	1	1,260
Total permanent.....	48	98,996	46.1	94,621	42.7	73,840
Temporary employment.....		1,480		1,480		2,223
Overtime pay and additional compensation.....		13,974		17,335		16,275
Holiday pay.....		450		400		-----
Night-work differential.....		1,200		1,200		-----
01 Personal services (net).....		116,100		115,036		02,338
Excess of obligations over appropriation due to Public Law 106.....		-----		-34,836		-----
Estimated savings, unobligated balance.....		-----		-----		2,662
Total estimate or appropriation.....		116,100		80,200		95,000

**Maintenance, Botanic Garden—**

Maintenance, operation, repairs, and improvements: For all necessary expenses incident to maintaining, operating, repairing, and improving the Botanic Garden, and the nurseries, buildings, grounds, and equipment pertaining thereto, including procuring fertilizers, soils, tools, trees, shrubs, plants, and seeds; materials and miscellaneous supplies, including rubber boots and aprons when required for

use by employees in connection with their work; not to exceed \$25 for emergency medical supplies; disposition of waste; traveling expenses of the Director and his assistants, not to exceed \$250; streetcar fares, not exceeding \$25; not to exceed \$45 for deposit in the general fund of the Treasury for cost of penalty mail as required by section 2 of the Act of June 28, 1944 (Public Law 364); office equipment and contingent expenses; the prevention and eradication of insect and other pests and plant diseases by purchase of materials, and procurement of personal services by contract without regard to the provisions of any other Act; repair, maintenance, operation, purchase, and exchange of motortrucks, and maintenance, repair, and operation of a passenger motor vehicle; purchase of botanical books, periodicals, and books of reference, not to exceed \$100; repairs and improvements to Director's residence; and all other necessary expenses; all under the direction of the Joint Committee on the Library, \$20,000. (40 U. S. C. 216; Act of June 13, 1945, Public Law 85.)

Estimate 1947, **\$20,000**

Appropriated 1946, **\$20,000**

By objects	Obligations		
	Estimate, 1947	Estimate, 1946	Actual, 1945
02 Travel.....	\$150	\$150	\$80
03 Transportation of things.....	50	50	-----
04 Communication services.....	55	55	72
Payment for penalty mail.....	45	45	17
05 Rents and utility services.....	200	200	118
07 Other contractual services.....	3,600	3,600	2,943
08 Supplies and materials.....	6,425	6,425	5,275
09 Equipment.....	9,375	9,375	10,295
10 Lands and structures.....	100	100	1,172
Grand total obligations.....	20,000	20,000	19,972
Estimated savings, unobligated balance.....	-----	-----	28
Total estimate or appropriation.....	20,000	20,000	20,000

No part of the appropriations contained in this Act for the Botanic Garden shall be used for the distribution, by congressional allotment, of trees, plants, shrubs, or other nursery stock. (Act of June 13, 1945, Public Law 85.)

Total, Botanic Garden, annual appropriations, general account:

Estimate 1947, **\$136,100**

Appropriated 1946, **\$100,200**

**LIBRARY OF CONGRESS**

**Salaries, Library Proper, Library of Congress—**

Salaries, Library, proper: For the Librarian, the Librarian Emeritus, Chief Assistant Librarian, and other personal services, including special and temporary services and extra special services of regular employees (not exceeding \$5,000) at rates to be fixed by the Librarian, **[\$1,783,310]** of which \$135,000 shall be immediately available **[\$1,945,300]**. (2 U. S. C. 136, 136a, 140; Act of June 13, 1945, Public Law 85.)

Estimate 1947, **\$1,945,300**

Appropriated 1946, **\$1,783,310**

By objects	Obligations					
	Estimate, 1947		Estimate, 1946		Actual, 1945	
<b>PERSONAL SERVICES</b>	Man-	Total	Man-	Total	Man-	Total
Professional service:	years	salary	years	salary	years	salary
Grade 9. In excess of \$9,800:						
Librarian of Congress.....	1	\$10,000	1	\$10,000	0.5	\$4,750
Grade 8. Range \$8,750 to \$9,800:						
Chief assistant librarian.....	1	8,750	1	8,750	0.1	8,000
Director of department.....	3	26,250	3	26,250	2.3	18,622
Grade 7. Range \$7,175 to \$8,225:						
Director of department.....					0.6	3,900
Law librarian.....	1	7,175	1	7,175	0.8	5,200
Assistant director of department.....	1	7,175	1	7,175	0.7	4,550
Chief of division.....	6	43,050	6	43,050	4.9	29,804
Grade 6. Range \$6,230 to \$7,070:						
Assistant director of department.....	2	12,460	2	12,460	1.4	7,841
Chief of division.....	4	24,920	4	24,920	3.5	19,525
Assistant chief of division.....	1	6,230	1	6,230	-----	-----
Grade 5. Range \$5,180 to \$6,020:						
Chief of division.....	15	77,910	15	77,910	14.5	67,539
Grade 4. Range \$4,300 to \$5,180:						
Chief recording engineer.....	1	3,800	1	3,800	1	3,800
Librarian.....	33.5	145,670	33.5	145,670	29.1	112,198

By objects	Obligations					
	Estimate, 1947		Estimate, 1946		Actual, 1945	
<b>PERSONAL SERVICES—continued</b>						
Professional service—Continued	Man-years	Total salary	Man-years	Total salary	Man-years	Total salary
Grade 3. Range \$3,640 to \$4,300:						
Assistant librarian	59	\$223,680	59	\$223,680	54.8	\$179,476
Grade 2. Range \$2,980 to \$3,640	108	327,670	108	327,670	94.4	251,181
Grade 1. Range \$2,320 to \$2,980	74	177,510	74	177,510	70.2	146,971
Clerical, administrative, and fiscal service:						
Grade 13. Range \$6,230 to \$7,070:						
Director of personnel	1	6,240	1	6,240	1.2	6,567
Grade 12. Range \$5,180 to \$6,020:						
Executive assistant	1	5,190	1	5,190	1	4,600
Grade 11. Range \$4,300 to \$5,180:						
Assistant director of personnel	1	4,300	1	4,300	1	3,800
Grade 10. Range \$3,670 to \$4,630:						
Accounting officer	1	4,300	1	4,300	1	3,600
Grade 9. Range \$3,640 to \$4,300:						
Senior administrative assistant	6	21,840	6	21,840	3.2	10,263
Grade 7. Range \$2,850 to \$3,640	7	21,410	7	21,410	10.7	28,201
Grade 6. Range \$2,650 to \$3,310	6	16,610	6	16,610	3.9	9,783
Grade 5. Range \$2,320 to \$2,980	15	35,810	15	35,810	14.3	29,693
Grade 4. Range \$2,100 to \$2,496	23	49,302	23	49,302	21	38,533
Grade 3. Range \$1,902 to \$2,298	56	109,004	56	109,004	46.9	77,066
Grade 2. Range \$1,704 to \$2,100	21	37,218	21	37,218	25.5	37,528
Grade 1. Range \$1,706 to \$1,902	2	3,966	2	3,966	4.2	5,571
Subprofessional service:						
Grade 8. Range \$2,980 to \$3,640	1	2,980	1	2,980	1	2,679
Grade 7. Range \$2,650 to \$3,310	4	10,930	4	10,930	3.4	5,414
Grade 6. Range \$2,320 to \$2,980	33	77,220	33	77,220	30.2	61,827
Grade 5. Range \$2,100 to \$2,496	60	128,732	60	128,532	61.2	112,202
Grade 4. Range \$1,902 to \$2,298	42	81,616	42	81,616	52.4	46,217
Grade 3. Range \$1,704 to \$2,100	75.5	133,568	75.5	133,568	75.1	109,965
Grade 2. Range \$1,572 to \$1,968	13	21,078	13	21,078	16.7	22,470
Crafts, protective, and custodial service:						
Grade 4. Range \$1,770 to \$2,166	8	14,856	8	14,856	9	14,078
Grade 3. Range \$1,572 to \$1,902	26.5	43,050	26.5	43,050	24.2	32,273
Total permanent	713.5	1,931,300	713.5	1,931,292	685.9	1,568,537
Salary, Librarian of Congress Emeritus		5,000		5,000		5,000
Temporary employment		5,000		5,000		4,993
Overtime pay				129,000		306,208
Night-work differential		4,000		4,000		
01 Personal services (net)	713.5	1,945,300	713.5	2,065,292	685.9	1,884,738
1946 appropriation obligated in 1945				+135,000		-135,000
Excess of obligations over appropriation due to—						
Public Law 106				-380,210		
Ramspeck promotions				-10,640		
Reclassifications				-26,132		
Estimated savings, unobligated balance						262
Total estimate or appropriation	713.5	1,945,300	713.5	1,783,310	685.9	1,770,000

COPYRIGHT OFFICE

**Salaries, Copyright Office, Library of Congress—**  
 Salaries: For the Register of Copyrights, assistant register, and other personal services, **[\$299,800] \$352,500.** (2 U. S. C. 136, 140, 141, 150; 17 U. S. C. 48; Act of June 13, 1945, Public Law 85.)  
 Estimate 1947, **\$352,500**                      Appropriated 1946, **\$299,800**

By objects	Obligations					
	Estimate, 1947		Estimate, 1946		Actual, 1945	
<b>PERSONAL SERVICES</b>						
Professional service:	Man-years	Total salary	Man-years	Total salary	Man-years	Total salary
Grade 7. Range \$7,175 to \$8,225:						
Register of Copyrights	1	\$7,175	1	\$7,175	0.8	\$4,371
Grade 6. Range \$6,230 to \$7,070:						
Register of Copyrights					0.2	2,963
Grade 5. Range \$5,180 to \$6,020:						
Assistant register	1	5,180	1	5,180	1	4,600
Grade 4. Range \$4,300 to \$5,180:						
Attorney	1	4,520	1	4,520	1.5	5,726
Grade 3. Range \$3,640 to \$4,300:						
Associate attorney	1	3,660	1	3,660	1.7	5,427
Grade 2. Range \$2,980 to \$3,640	1	2,680	1	2,980	1	2,662
Grade 1. Range \$2,320 to \$2,980	1	2,320	1	2,320	0.7	1,337
Clerical, administrative, and fiscal service:						
Grade 9. Range \$3,640 to \$4,300:						
Executive assistant	1	3,640	1	3,640	1	3,200
Grade 8. Range \$3,310 to \$3,970	2	6,840	2	6,840	1.2	3,625
Grade 7. Range \$2,980 to \$3,640	6	18,780	6	18,780	6.3	17,675
Grade 6. Range \$2,650 to \$3,310	4	11,260	4	11,260	3.1	7,912
Grade 5. Range \$2,320 to \$2,980	18	45,060	18	45,060	10	23,026
Grade 4. Range \$2,100 to \$2,496	23	50,470	23	50,470	24.8	48,023
Grade 3. Range \$1,902 to \$2,298	37	70,563	37	70,616	29.2	48,308
Grade 2. Range \$1,704 to \$2,100	18	31,266	18	31,266	13.7	19,543
Grade 1. Range \$1,506 to \$1,902	4	6,288	4	6,288	2.8	3,807
Subprofessional service:						
Grade 7. Range \$2,650 to \$3,310	2	6,070	2	6,070	1.8	4,812
Grade 6. Range \$2,320 to \$2,980	5	13,030	5	13,030	5.8	12,839
Grade 5. Range \$2,100 to \$2,496	10	22,254	10	22,254	10.5	19,273
Grade 4. Range \$1,902 to \$2,298	16	30,432	16	30,432	8.4	13,522

By objects	Obligations					
	Estimate, 1947		Estimate, 1946		Actual, 1945	
<b>PERSONAL SERVICES—continued</b>						
Subprofessional service—Continued	Man-years	Total salary	Man-years	Total salary	Man-years	Total salary
Grade 3. Range \$1,704 to \$2,100	4	\$6,836	4	\$6,836	3.3	\$4,557
Grade 2. Range \$1,572 to \$1,968	1	1,572	1	1,572	1.9	2,521
Crafts, protective, and custodial service:						
Grade 3. Range \$1,572 to \$1,968					0.1	38
Grade 2. Range \$1,440 to \$1,770	1	1,440	1	1,440	0.3	347
Grade 1. Range \$864 to \$1,152	1	864	1	864		
Total permanent	159	352,500	159	352,553	131.1	260,144
Overtime pay				6,740		47,175
01 Personal services (net)	159	352,500	159	359,293	131.1	307,319
Excess of obligations over appropriation due to—						
Public Law 106				-56,033		
Reclassifications				-3,460		
Estimated savings, unobligated balance						40,681
Total estimate or appropriation		352,500		299,800		348,000

LEGISLATIVE REFERENCE SERVICE

**Legislative Reference Service, Library of Congress—**  
 Salaries: To enable the Librarian of Congress to employ competent persons to gather, classify, and make available, in translations, indexes, digests, compilations, and bulletins, and otherwise, data for or bearing upon legislation, and to render such data serviceable to Congress, and committees and Members thereof, and for printing and binding the digests of public general bills, *miscellaneous printing*, and including not to exceed **[\$5,700] \$9,000** for employees engaged on piece work and work by the day or hour at rates to be fixed by the Librarian. **[\$198,300] \$520,200.** *Provided,* That not more than \$20,000 of this sum shall be used for preparation and reproduction of copies of the Digest of General Public Bills. (2 U. S. C. 136, 140, 141, 150, Act of June 13, 1945, Public Law 85.)

Estimate 1947, **\$520,200**                      Appropriated 1946, **\$198,300**

By objects	Obligations					
	Estimate, 1947		Estimate, 1946		Actual, 1945	
<b>PERSONAL SERVICES</b>						
Professional service:	Man-years	Total salary	Man-years	Total salary	Man-years	Total salary
Grade 8. Range \$8,750 to \$9,800:						
Director	1	\$8,750	1	\$8,750	0.2	\$1,996
Grade 7. Range \$7,175 to \$8,225:						
Director					0.8	5,083
Assistant director	1	7,175	1	7,175		
Analyst	15	107,525	3	21,425		
Chief, Federal law division	1	7,175	1	7,175		
Grade 6. Range \$6,230 to \$7,070:						
Analyst	2	12,460	1	6,230		
Grade 5. Range \$5,180 to \$6,020:						
Senior librarian	1	5,180	1	5,180	2	9,850
Grade 4. Range \$4,300 to \$5,180:						
Analyst	14	60,200	3	12,900	2.1	8,451
Grade 3. Range \$3,640 to \$4,300	11	41,910	10	38,270	11.4	38,255
Grade 2. Range \$2,980 to \$3,640	13	39,070	8	24,170	6.9	18,197
Grade 1. Range \$2,320 to \$2,980	27	63,063	18	42,240	12.3	25,255
Clerical, administrative, and fiscal service:						
Grade 7. Range \$2,980 to \$3,640	4	23,840	1	2,980		
Grade 5. Range \$2,320 to \$2,980	3	6,960	1	2,320	1.2	2,588
Grade 4. Range \$2,100 to \$2,496	2	4,530	3	6,640	3.3	6,158
Grade 3. Range \$1,902 to \$2,298	24	45,756	6	11,520	3.5	5,743
Grade 2. Range \$1,704 to \$2,100	10	17,208	3	5,280	2.9	4,238
Grade 1. Range \$1,506 to \$1,902	1	1,770	1	1,770	1.7	2,444
Subprofessional service:						
Grade 5. Range \$2,100 to \$2,496	5	10,566	2	4,266	1.9	3,428
Grade 4. Range \$1,902 to \$2,298	1	1,902	1	1,902	0.8	1,233
Grade 2. Range \$1,572 to \$1,968	2	3,144	2	3,144	0.8	1,061
Crafts, protective, and custodial service:						
Grade 3. Range \$1,572 to \$1,902	3	4,716	1	1,638	1	1,365
Total permanent	141	472,900	68	214,895	52.8	134,745
Employment by piece, day, or hour		20,000		3,300		5,000
Overtime pay				13,500		27,941
Night-work differential		300		300		
01 Personal services (net)	141	493,200	68	231,995	52.8	167,686
<b>OTHER OBLIGATIONS</b>						
06 Printing and binding		23,500		5,800		9,021
08 Supplies and materials		3,500		700		1,293
Total other obligations		27,000		6,500		10,314
Grand total obligations		520,200		238,495		178,000
Excess of obligations over appropriation due to Public Law 106				-40,195		
Total estimate or appropriation		520,200		198,300		178,000

**LIBRARY OF CONGRESS—Continued**

**DISTRIBUTION OF PRINTED CARDS**

**Distribution of Printed Cards, Library of Congress—**

Salaries and expenses: For the distribution of printed cards and other publications of the Library, including personal services, freight charges (not exceeding \$500), expressage, postage, traveling expenses connected with such distribution, expenses of attendance at meetings when incurred on the written authority and direction of the Librarian, and including not to exceed \$30,000 for employees engaged in piece work and work by the day or hour and for extra special services of regular employees at rates to be fixed by the Librarian; in all, **[\$227,900]** \$290,700. (2 U. S. C. 136, 140, 141, 150; Act of June 13, 1945, Public Law 55.)

Estimate 1947, **\$290,700**

Appropriated 1946, **\$227,900**

By objects	Obligations					
	Estimate, 1947		Estimate, 1946		Actual, 1945	
	Man-years	Total salary	Man-years	Total salary	Man-years	Total salary
<b>PERSONAL SERVICES</b>						
Professional service:						
Grade 5. Range \$5,180 to \$6,020:						
Chief, card division.....	1	\$5,390	1	\$5,390	0.8	\$3,716
Grade 4. Range \$4,300 to \$5,150:						
Assistant chief.....	1	4,520	1	4,520	1	3,950
Librarian.....					1	3,800
Grade 3. Range \$3,640 to \$4,300:						
Associate librarian.....	4	14,780	1	3,800	1	3,325
Grade 2. Range \$2,980 to \$3,640:						
.....	6	18,700	5	15,780	5.6	15,412
Grade 1. Range \$2,320 to \$2,980:						
.....	5	12,150	5	12,150	5.2	10,546
Clerical, administrative, and fiscal service:						
Grade 5. Range \$2,320 to \$2,980:						
.....	2	4,860	1	2,540	1	2,125
Grade 4. Range \$2,100 to \$2,496:						
.....	5	11,094	3	6,894	3	5,820
Grade 3. Range \$1,902 to \$2,298:						
.....	21	40,734	21	40,734	17.2	28,192
Grade 2. Range \$1,704 to \$2,100:						
.....	35	60,124	34	58,420	29.8	43,391
Grade 1. Range \$1,506 to \$1,902:						
.....	9	14,676	9	14,676	7.8	10,830
Subprofessional service:						
Grade 7. Range \$2,650 to \$3,310:						
.....	1	2,870	1	2,870	1	2,425
Grade 6. Range \$2,320 to \$2,980:						
.....	6	14,360	5	12,040	5.2	10,622
Grade 5. Range \$2,100 to \$2,496:						
.....	9	19,360	9	19,362	6.3	11,334
Grade 4. Range \$1,902 to \$2,298:						
.....	7	13,440	7	13,446	5.1	8,341
Grade 3. Range \$1,704 to \$2,100:						
.....	16	28,226	16	28,226	14.5	21,140
Grade 2. Range \$1,572 to \$1,968:						
.....	5	8,280	5	8,280	4.4	6,120
Crafts, protective, and custodial service:						
Grade 3. Range \$1,572 to \$1,902:						
.....	5	8,586	5	8,586	4	5,725
Total permanent.....	138	282,210	129	257,774	113.9	196,714
Employment by piece, day, or hour.....		7,100		7,100		27,039
Overtime pay.....				5,502		40,711
01 Personal services (net).....	138	289,310	129	270,376	113.9	264,464
<b>OTHER OBLIGATIONS</b>						
02 Travel.....		375		375		372
03 Transportation of things.....		15		15		
04 Communication services.....		1,000		1,000		1,500
Total other obligations.....		1,390		1,390		1,872
Grand total obligations.....		290,700		271,766		266,336
Excess of obligations over appropriation due to Public Law 106.....				-43,866		
Estimated savings, unobligated balance.....						5,269
Total estimate or appropriation.....		290,700		227,900		271,605

**INDEX TO STATE LEGISLATION**

**Index to State Legislation, Library of Congress—**

Salaries and expenses: To enable the Librarian of Congress to prepare an index to the legislation of the several States, together with a supplemental digest of the more important legislation, as authorized and directed by the Act entitled "An Act providing for the preparation of a biennial index to State legislation", approved February 10, 1927 (2 U. S. C. 164, 165), including personal and other services within and without the District of Columbia, including not to exceed \$2,500 for special and temporary services at rates to be fixed by the Librarian, travel, necessary material and apparatus, and for printing and binding the indexes and digests of State legislation for official distribution only, and other printing and binding incident to the work of compilation, stationery, and incidentals, **[\$35,000]** \$47,350. (2 U. S. C. 164, 165, Act of June 13, 1945, Public Law 55.)

Estimate 1947, **\$47,350**

Appropriated 1946, **\$35,000**

By objects	Obligations					
	Estimate, 1947		Estimate, 1946		Actual, 1945	
	Man-years	Total salary	Man-years	Total salary	Man-years	Total salary
<b>PERSONAL SERVICES</b>						
Professional service:						
Grade 5. Range \$5,180 to \$6,020:						
Chief of division.....	1	\$6,020	1	\$6,020	1	\$5,400

By objects	Obligations					
	Estimate, 1947		Estimate, 1946		Actual, 1945	
	Man-years	Total salary	Man-years	Total salary	Man-years	Total salary
<b>PERSONAL SERVICES—continued</b>						
Professional service—Continued						
Grade 3. Range \$3,640 to \$4,300:						
Assistant librarian.....	2	\$7,500	2	\$7,500	1.8	\$5,927
Grade 2. Range \$2,980 to \$3,640:						
.....	5	15,670	3	9,710	3	9,107
Grade 1. Range \$2,320 to \$2,980:						
.....			1	2,320	0.1	100
Clerical, administrative, and fiscal service:						
Grade 5. Range \$2,320 to \$2,980:						
.....	1	2,650	1	2,650	1	2,255
Grade 4. Range \$2,100 to \$2,496:						
.....	1	2,100	1	2,100	0.8	1,500
Grade 3. Range \$1,902 to \$2,298:						
.....	3	5,705	2	3,804	1	1,620
Grade 2. Range \$1,704 to \$2,100:						
.....	1	1,704			0.1	29
Total permanent.....	14	41,350	11	34,104	8.8	25,938
Temporary employment.....		1,300		1,265		157
Overtime pay.....				1,500		5,437
01 Personal services (net).....	14	42,650	11	36,869	8.8	31,532
<b>OTHER OBLIGATIONS</b>						
06 Printing and binding.....		4,000		4,000		3,350
08 Supplies and materials.....		600		600		118
09 Equipment.....		100		100		
Total other obligations.....		4,700		4,700		3,468
Grand total obligations.....		47,350		41,569		35,000
Excess of obligations over appropriation due to Public Law 106.....				-6,569		
Total estimate or appropriation.....		47,350		35,000		35,000

**SUNDAY OPENING**

**Sunday Opening, Library of Congress—**

Estimated savings, unobligated balance: 1945, \$10,000.

**UNION CATALOGUES**

**Union Catalogues, Library of Congress—**

Salaries and expenses: To continue the development and maintenance of the Union Catalogues, including personal services within and without the District of Columbia (and not to exceed \$700 for special and temporary services, including extra special services of regular employees, at rates to be fixed by the Librarian), travel, necessary material and apparatus, stationery, photostat supplies, and incidentals, **[\$44,700]** \$53,200. (2 U. S. C. 140, 141; Act of June 13, 1945, Public Law 55.)

Estimate 1947, **\$53,200**

Appropriated 1946, **\$44,700**

By objects	Obligations					
	Estimate, 1947		Estimate, 1946		Actual, 1945	
	Man-years	Total salary	Man-years	Total salary	Man-years	Total salary
<b>PERSONAL SERVICES</b>						
Professional service:						
Grade 6. Range \$6,230 to \$7,070:						
Director.....	1	\$6,230	1	\$6,230	0.8	\$4,667
Grade 5. Range \$5,180 to \$6,020:						
Director.....					0.2	833
Grade 3. Range \$3,640 to \$4,300:						
Assistant director.....	1	3,750	1	3,750	1	3,200
Grade 2. Range \$2,980 to \$3,640:						
.....	1	2,980	1	2,980	0.2	575
Grade 1. Range \$2,320 to \$2,980:						
.....					0.1	83
Clerical, administrative, and fiscal service:						
Grade 4. Range \$2,100 to \$2,496:						
.....	1	2,166	1	2,166	1	1,800
Subprofessional service:						
Grade 7. Range \$2,650 to \$3,310:						
.....	1	2,760	1	2,760	1	2,300
Grade 6. Range \$2,320 to \$2,980:						
.....	1	2,430	1	2,430	1	1,964
Grade 5. Range \$2,100 to \$2,496:						
.....	13	27,873	13	27,914	9.1	16,490
Grade 3. Range \$1,704 to \$2,100:						
.....	2	3,546	2	3,546	1.7	2,412
Total permanent.....	21	51,735	21	51,776	16.1	34,324
Temporary employment.....		700		700		693
Overtime pay.....				905		6,440
01 Personal services (net).....	21	52,435	21	53,381	16.1	41,457
<b>OTHER OBLIGATIONS</b>						
02 Travel.....		115		115		109
03 Transportation of things.....		200		200		201
08 Supplies and materials.....		300		300		390
09 Equipment.....		150		150		150
Total other obligations.....		765		765		850
Grand total obligations.....		53,200		54,146		42,307
Excess of obligations over appropriation due to Public Law 106.....				-7,836		
Reclassifications.....				-600		
Rampack promotions.....				-1,010		
Estimated savings, unobligated balance.....						4,618
Total estimate or appropriation.....		53,200		44,700		46,925

MOTION-PICTURE PROJECT

Motion-Picture Project, Library of Congress—

To enable the Librarian of Congress to make preliminary investigations and to prepare plans for recording, storing, and servicing of motion pictures and still photographs, including personal services, traveling expenses, rental of storage space and other necessary expenses, **[\$11,600]** \$12,795. (2 U. S. C. 131, Act of June 13, 1945, Public Law 85.)

Estimate 1947, **\$12,795** Appropriated 1946, **\$11,600**

By objects	Obligations					
	Estimate, 1947		Estimate, 1946		Actual, 1945	
<b>PERSONAL SERVICES</b>						
Professional service:	Man-	Total	Man-	Total	Man-	Total
Grade 7. Range \$7,175 to \$8,225:	years	salary	years	salary	years	salary
Chief.....	1	\$7,175	1	\$7,175		
Clerical, administrative, and fiscal service:						
Grade 5. Range \$2,320 to \$2,980.....	1	2,320	1	2,320		
Total permanent.....	2	9,495	2	9,495		
Overtime pay.....				38		
01 Personal services (net).....	2	9,495	2	9,533		
<b>OTHER OBLIGATIONS</b>						
02 Travel.....		900		900		
05 Rents and utility services.....		2,400		2,400		
Total other obligations.....		3,300		3,300		
Grand total obligations.....		12,795		12,833		
Excess of obligations over appropriation due to—						
Public Law 106.....				-1,033		
Reclassifications.....				-200		
Total estimate or appropriation.....		12,795		11,600		

Total, salaries, etc., Library of Congress (exclusive of buildings):

Estimate 1947, **\$3,222,045** Appropriated 1946, **\$2,600,610**

INCREASE OF THE LIBRARY OF CONGRESS

Increase of Library of Congress, General—

General increase of Library: For purchase of books, miscellaneous periodicals and newspapers, photo-copying supplies and photo-copying labor, and all other material for the increase of the Library, including payment in advance for subscription books and society publications, and for freight, commissions, and traveling expenses not to exceed \$35,000, including expenses of attendance at meetings when incurred on the written authority and direction of the Librarian in the interest of collections, and all other expenses incidental to the acquisition of books, miscellaneous periodicals and newspapers, and all other material for the increase of the Library, by purchase, gift, bequest, or exchange, \$525,000, to continue available during the fiscal year [1947] 1948. (2 U. S. C. 131, 135; Act of June 13, 1945, Public Law 85.)

Estimate 1947, **\$525,000** Appropriated 1946, **\$525,000**

By objects	Obligations					
	Estimate, 1947		Estimate, 1946		Actual, 1945	
02 Travel.....		\$35,000		\$35,000		\$17,072
03 Transportation of things.....		5,000		5,000		3,371
04 Communication services.....		4,000		4,000		4,252
05 Rents and utility services.....		6,000		6,000		
08 Supplies and materials.....		200		200		
09 Equipment.....		474,800		507,496		151,152
Total obligations.....		525,000		557,696		175,847
Prior year balance available in 1945.....						-10,543
1945 balance available in 1946.....				-32,696		+32,696
Total estimate or appropriation.....		525,000		525,000		198,000

Increase of Library of Congress, Law Library—

Increase of the law library: For the purchase of books and for legal periodicals for the law library, including payment for legal society publications and for freight, commissions, traveling expenses not to exceed \$2,500, including expenses of attendance at meetings when incurred on the written authority and direction of the Librarian in the interest of collections, and all other expenses incidental to the acquisition of lawbooks, and all other material for the increase of the law library, \$150,000, to continue available during the fiscal

year [1947] 1948. (2 U. S. C. 131, 135; Act of June 13, 1945, Public Law 85.)

Estimate 1947, **\$150,000** Appropriated 1946, **\$150,000**

By objects	Obligations		
	Estimate, 1947	Estimate, 1946	Actual, 1945
02 Travel.....	\$2,500	\$2,500	\$80
03 Transportation of things.....	250	250	57
04 Communication services.....	300	300	122
05 Supplies and materials.....	100	100	
09 Equipment.....	146,850	183,091	78,875
Total obligations.....	150,000	186,241	79,134
Prior year balance available in 1945.....			-30,375
1945 balance available in 1946.....		-36,241	+36,241
Total estimate or appropriation.....	150,000	150,000	85,000

Books for the Supreme Court, Library of Congress—

Books for the Supreme Court: For the purchase of books and periodicals for the Supreme Court, to be a part of the Library of Congress, and purchased by the Marshal of the Supreme Court, under the direction of the Chief Justice, **[\$20,000]** \$15,000. (2 U. S. C. 131, 132, 135; Act of June 13, 1945, Public Law 85.)

Estimate 1947, **\$15,000** Appropriated 1946, **\$20,000**

By object	Obligations		
	Estimate, 1947	Estimate, 1946	Actual, 1945
09 Equipment.....	\$15,000	\$20,000	\$19,860
Estimated savings, unobligated balance.....			140
Total estimate or appropriation.....	15,000	20,000	20,000

BOOKS FOR ADULT BLIND

Books for Adult Blind, Library of Congress—

To enable the Librarian of Congress to carry out the provisions of the Act entitled "An Act to provide books for the adult blind", approved March 3, 1931 (2 U. S. C. 135a), as amended, \$500,000, including not exceeding \$30,000 for personal services, not exceeding \$100,000 for books in raised characters, not exceeding \$400,000 for sound-reproduction records and for the maintenance and replacement of the Government-owned reproducers for sound-reproduction records for the blind and not exceeding \$1,000 for necessary traveling expenses connected with such service and for expenses of attendance at meetings when incurred on the written authority and direction of the Librarian. (2 U. S. C. 135a, b; Act of June 13, 1945, Public Law 85.)

Estimate 1947, **\$500,000** Appropriated 1946, **\$500,000**

By objects	Obligations					
	Estimate, 1947		Estimate, 1946		Actual, 1945	
<b>PERSONAL SERVICES</b>						
Professional service:	Man-	Total	Man-	Total	Man-	Total
Grade 5. Range \$5,180 to \$6,020:	years	salary	years	salary	years	salary
Chief of division.....	1	\$5,180	1	\$5,180		
Grade 2. Range \$2,980 to \$3,640.....	1	3,090	1	3,090	1	\$2,600
Clerical, administrative, and fiscal service:						
Grade 10. Range \$3,970 to \$4,630:						
Chief of division.....					0.2	417
Grade 6. Range \$2,650 to \$3,310.....	2	5,300	2	5,300	1.1	2,457
Grade 4. Range \$2,100 to \$2,496.....	3	6,300	3	6,300	1.8	3,150
Grade 3. Range \$1,920 to \$2,298.....	2	3,804	2	3,804	2.1	3,438
Grade 2. Range \$1,704 to \$2,100.....	2	3,408	2	3,408	1.1	1,526
Subprofessional service:						
Grade 5. Range \$2,100 to \$2,496.....	1	2,166	1	2,166	1	1,845
Total permanent.....	12	29,248	12	29,248	8.3	15,433
Overtime pay.....				500		3,273
01 Personal services (net).....	12	29,248	12	29,748	8.3	18,706
<b>OTHER OBLIGATIONS</b>						
02 Travel.....		1,000		1,000		169
03 Transportation of things.....		50		50		27
04 Communication services.....		100		100		106
06 Printing and binding.....		2,500		2,500		2,549
07 Other contractual services.....		100,000		100,000		61,747
08 Supplies and materials.....		200		200		194
09 Equipment.....		366,902		366,402		414,038
Total other obligations.....		470,752		470,252		478,830
Grand total obligations.....		500,000		500,000		497,536
Estimated savings, unobligated balance.....						2,464
Total estimate or appropriation.....		500,000		500,000		500,000

**LIBRARY OF CONGRESS—Continued**

**PRINTING AND BINDING**

**Printing and Binding, General, Library of Congress—**

General printing and binding: For miscellaneous printing and binding for the Library of Congress, including the Copyright Office, and the binding, rebinding, and repairing of library books, and for the Library Buildings, \$319,000. (31 U. S. C. 588; Act of June 13, 1945, Public Law 85.)

Estimate 1947, **\$319,000**                      Appropriated 1946, **\$319,000**

By objects	Obligations		
	Estimate, 1947	Estimate, 1946	Actual, 1945
06 Printing and binding.....	\$319,000	\$319,000	\$299,622
Estimated savings, unobligated balance.....			378
Total estimate or appropriation.....	319,000	319,000	300,000

**Printing and Binding, Catalogue of Title Entries of Copyright Office, Library of Congress—**

Printing the Catalogue of Title Entries of the Copyright Office: For the publication of the Catalogue of Title Entries of the Copyright Office and the decisions of the United States courts involving copyright, \$20,000. (17 U. S. C. 56; 31 U. S. C. 588; Act of June 13, 1945, Public Law 85.)

Estimate 1947, **\$20,000**                      Appropriated 1946, **\$20,000**

By objects	Obligations		
	Estimate, 1947	Estimate, 1946	Actual, 1945
06 Printing and binding.....	\$20,000	\$20,000	\$9,637
Estimated savings, unobligated balance.....			10,363
Total estimate or appropriation.....	20,000	20,000	20,000

**Printing and Binding, Catalogue Cards, Library of Congress—**

Printing [catalog] catalogue cards: For the printing of [catalog] catalogue cards and of miscellaneous publications relating to the distribution of printed cards, \$260,000. (2 U. S. C. 150; 31 U. S. C. 588; Act of June 13, 1945, Public Law 85.)

Estimate 1947, **\$260,000**                      Appropriated 1946, **\$260,000**

By objects	Obligations		
	Estimate, 1947	Estimate, 1946	Actual, 1945
06 Printing and binding.....	\$260,000	\$260,000	\$239,899
Estimated savings, unobligated balance.....			20,101
Total estimate or appropriation.....	260,000	260,000	260,000

Total, printing and binding, Library of Congress:

Estimate 1947, **\$599,000**                      Appropriated 1946, **\$599,000**

**CONTINGENT EXPENSES OF THE LIBRARY**

**Contingent Expenses, Library of Congress—**

For miscellaneous and contingent expenses, stationery, office supplies, stock and materials directly purchased, miscellaneous traveling expenses, postage, transportation, incidental expenses connected with the administration of the Library and Copyright Office, including not exceeding \$500 for expenses of attendance at meetings when incurred on the written authority and direction of the Librarian, \$26,600. (2 U. S. C. 131; Act of June 13, 1945, Public Law 85.)

Estimate 1947, **\$26,600**                      Appropriated 1946, **\$26,600**

By objects	Obligations		
	Estimate, 1947	Estimate, 1946	Actual, 1945
02 Travel.....	\$500	\$500	\$827
03 Transportation of things.....	125	125	24
04 Communication services.....	500	500	790

By objects	Obligations		
	Estimate, 1947	Estimate, 1946	Actual, 1945
05 Rents and utility services.....	\$14,740	\$14,740	\$9,572
07 Other contractual services.....	175	175	117
08 Supplies and materials.....	10,500	10,500	9,181
09 Equipment.....	60	60	
Grand total obligations.....	26,000	26,000	20,511
Estimated savings, unobligated balance.....			289
Total estimate or appropriation.....	26,000	26,000	20,800

**Furniture and Equipment, Library of Congress—**

By objects	Obligations		
	Estimate, 1947	Estimate, 1946	Actual, 1945
07 Other contractual services.....			\$1,712
09 Equipment.....			11,115
Estimated savings, unobligated balance.....			170
Total estimate or appropriation.....			13,000

**Photoduplicating Expenses, Library of Congress—**

For personal services, paper, chemicals, and miscellaneous supplies necessary for the operation of the photoduplicating machines of the Library and the making of photoduplicate prints, and for the purchase of photoduplications, [\$24,100] \$40,000. (2 U. S. C. 131; Act of June 13, 1945, Public Law 85.)

Estimate 1947, **\$40,000**                      Appropriated 1946, **\$24,100**

By objects	Obligations		
	Estimate, 1947	Estimate, 1946	Actual, 1945
07 Other contractual services.....	\$20,000	\$12,050	\$11,500
09 Equipment.....	20,000	12,050	12,300
Estimated savings, unobligated balance.....			300
Total estimate or appropriation.....	40,000	24,100	24,100

**Security of Collections, Library of Congress—**

By objects	Obligations		
	Estimate, 1947	Estimate, 1946	Actual, 1945
01 Personal services (net).....			\$9,468
<b>OTHER OBLIGATIONS</b>			
02 Travel.....			1,240
03 Transportation of things.....			13,386
04 Communication services.....			46
05 Rents and utility services.....			2,350
07 Other contractual services.....			2,246
08 Supplies and materials.....			159
Total other obligations.....			19,427
Grand total obligations.....			28,895
Reappropriation of 1944 balance in 1945.....			-29,283
Estimated savings, unobligated balance.....			388
Total estimate or appropriation.....			

**Penalty Mail Costs, Library of Congress—**

For deposit in the general fund of the Treasury for cost of penalty mail for the Library of Congress as required by section 2 of the Act of June 28, 1944 (Public Law 364), \$12,500. (Act of June 13, 1945, Public Law 85.)

Estimate 1947, **\$12,500**                      Appropriated 1946, **\$12,500**

04 Payment for penalty mail: Obligations—1947, \$12,500; 1946, \$12,500; 1945, \$13,875.

Total, contingent expenses of the Library, annual appropriations, general account:

Estimate 1947, **\$79,100**                      Appropriated 1946, **\$63,200**



LIBRARY BUILDINGS

Salaries, Library Buildings, Library of Congress—

Salaries: For the superintendent and other personal services, in accordance with the Classification Act of 1923, as amended, including special and temporary services and special services of regular employees in connection with the custody, care, and maintenance of the Library Buildings in the discretion of the Librarian (not exceeding \$750) at rates to be fixed by the Librarian, **[\$314,300]** \$420,700. (2 U. S. C. 141, Act of June 13, 1945, Public Law 85.)

Estimate 1947, **\$420,700** Appropriated 1946, **\$314,300**

By objects	Obligations					
	Estimate, 1947		Estimate, 1946		Actual, 1945	
<b>PERSONAL SERVICES</b>						
Professional service:	Man-	Total	Man-	Total	Man-	Total
Grade 4. Range \$4,300 to \$5,180:	years	salary	years	salary	years	salary
Superintendent, library buildings.....	1	\$5,180	1	\$5,180	1	\$4,600
Clerical, administrative, and fiscal service:						
Grade 7. Range \$2,980 to \$3,640.....	1	3,200	1	3,200	1	2,700
Grade 5. Range \$2,320 to \$2,980.....	1	2,540	1	2,540	0.2	367
Grade 4. Range \$2,100 to \$2,496.....	2	4,662	2	4,662	2.8	5,745
Grade 2. Range \$1,704 to \$2,100.....	6	10,818	6	10,818	4.2	6,083
Grade 1. Range \$1,506 to \$1,902.....	1	1,506	1	1,506	0.6	805
Crafts, protective, and custodial service:						
Grade 8. Range \$2,540 to \$3,200.....	1	2,760	1	2,760	1	2,300
Grade 7. Range \$2,364 to \$2,870.....	1	2,496	1	2,496	1	2,145
Grade 6. Range \$2,166 to \$2,562.....	6	13,788	6	13,788	6.1	11,083
Grade 5. Range \$1,968 to \$2,364.....	6	12,600	2	4,200	2	3,480
Grade 4. Range \$1,770 to \$2,166.....	77	144,738	63	119,958	54.9	84,679
Grade 3. Range \$1,572 to \$1,902.....	22	37,066	16	27,660	15.4	21,238
Grade 2. Range \$1,440 to \$1,770.....	65	88,022	65	88,022	60.8	76,445
83 cents per hour.....	4	4,720	4	4,720	4	4,360
78 cents per hour.....	106	70,214	106	70,214	100	57,848
Grade 1. Range \$864 to \$1,152.....	10	8,640	10	8,640	4.9	3,515
Total permanent.....	310	412,950	286	370,364	259.9	287,393
Temporary employment.....		750		750		113
Overtime pay.....				40,000		59,286
Night-work differential.....		7,000		7,000		
01 Personal services (net).....	310	420,700	286	418,114	259.9	346,792
Excess of obligations over appropriation due to—						
Public Law 106.....				-102,854		
Reclassifications.....				-960		
Estimated savings, unobligated balance.....						3,208
Total estimate or appropriation.....		420,700		314,300		350,000

Sunday Opening, Library Buildings, Library of Congress—

Estimated savings, unobligated balance: 1945, \$8,000.

Maintenance, Library Buildings, Library of Congress—

For mail, delivery, including maintenance, operation, and repair of a motor-propelled passenger-carrying vehicle, telephone services, rubber boots, rubber coats, and other special clothing for employees, uniforms for guards and elevator conductors, medical supplies, equipment, and contingent expenses for the emergency room, stationery, miscellaneous supplies, and all other incidental expenses in connection with the custody and maintenance of the Library Buildings, **[\$22,800]** \$27,300: *Provided*, That any appropriations under the control of the Librarian of Congress may be expended without reference to section 3709 of the Revised Statutes (41 U. S. C. 5) in any case when the total amount of the purchase involved does not exceed the sum of \$100. (Act of June 13, 1945, Public Law 85.)

Estimate 1947, **\$27,300** Appropriated 1946, **\$22,800**

By objects	Obligations		
	Estimate, 1947	Estimate, 1946	Actual, 1945
02 Travel.....	\$15	\$15	
03 Transportation of things.....	50	50	
04 Communication services.....	15,000	10,500	\$10,413
05 Rents and utility services.....	25	25	25
07 Other contractual services.....	1,100	1,100	1,826
08 Supplies and materials.....	9,610	9,610	4,921
09 Equipment.....	1,500	1,500	25
Grand total obligations.....	27,300	22,800	17,210
Estimated savings, unobligated balance.....			790
Total estimate or appropriation.....	27,300	22,800	18,000

Total, care and maintenance, Library Buildings:

Estimate 1947, **\$448,000** Appropriated 1946, **\$337,100**

LIBRARY OF CONGRESS TRUST FUND BOARD

Expenses, Library of Congress, Trust Fund Board—

For any expense of the Library of Congress Trust Fund Board not properly chargeable to the income of any trust fund held by the Board, \$500. (2 U. S. C. 155; Act of June 13, 1945, Public Law 85.)

Estimate 1947, **\$500** Appropriated 1946, **\$500**

By objects	Obligations		
	Estimate, 1947	Estimate, 1946	Actual, 1945
07 Other contractual services.....	\$500	\$500	
Estimated savings, unobligated balance.....			\$500
Total estimate or appropriation.....	500	500	500

Total, Library of Congress, annual appropriations, general account:

Estimate 1947, **\$5,538,645** Appropriated 1946, **\$4,795,410**

Permanent specific appropriations:

Bequest of Gertrude M. Hubbard, Library of Congress, Interest Account—

Trust fund of \$20,000, the interest on which, at 4 percent per annum, is to be used for the purchase of engravings and etchings to be added to the "Gardiner Greene Hubbard Collection" (37 Stat. 319).

Estimate 1947, **\$800** Appropriated 1946, **\$800**

By objects	Obligations		
	Estimate, 1947	Estimate, 1946	Actual, 1945
09 Equipment.....	\$800	\$3,864	\$308
Prior year funds available in 1945.....			-2,572
1945 funds available in 1946.....		-3,064	+3,064
Total estimate or appropriation.....	800	800	800

Library of Congress Trust Fund, Interest on Permanent Loan Account—

This appropriation represents a sum equivalent to interest at the rate of 4 percent per annum payable semiannually, on permanent loan to the United States, not exceeding \$5,000,000, in accordance with provisions of gifts or bequests—such interest, as income, being subject to disbursement by the Librarian of Congress for the purpose specified (2 U. S. C. 158; 43 Stat. 1107).

Estimate 1947, **\$53,403** Appropriated 1946, **\$51,587**  
Revised 1946, **\$53,403**

By objects	Obligations		
	Estimate, 1947	Estimate, 1946	Actual, 1945
01 Personal services (net).....	\$20,000	\$20,000	\$17,139
<b>OTHER OBLIGATIONS</b>			
02 Travel.....	100	100	
04 Communication services.....	300	300	239
06 Printing and binding.....	400	400	347
07 Other contractual services.....	20,000	20,000	18,661
08 Supplies and materials.....	100	100	90
09 Equipment.....	30,000	30,000	5,859
Total other obligations.....	50,900	50,900	25,196
Grand total obligations.....	70,900	70,900	42,335
Prior year funds available in 1945.....			-65,642
1945 funds available in 1946.....		-76,710	+76,710
1946 funds available in 1947.....	-59,213	+59,213	
1947 funds available in 1948.....	+41,716		
Total estimate or appropriation.....	53,403	53,403	53,403

Total, Library of Congress, permanent specific appropriations:

Estimate 1947, **\$54,203** Appropriated 1946, **\$52,387**  
Revised 1946, **\$54,203**





Statement of proposed expenditures for purchase, maintenance, repair, and operation of passenger-carrying vehicles for the fiscal year ending June 30, 1947

LIBRARY OF CONGRESS

Appropriation	Vehicles (motor unless otherwise indicated) to be purchased		Old vehicles to be exchanged		Net cost of vehicles to be purchased	Old vehicles still to be used	Total maintenance, repair, and operation, all vehicles	Public purpose and users
	Number	Gross cost	Number	Allowance (estimated)				
Maintenance, Library buildings, Library of Congress.						2	\$300	Used as trucks in making emergency deliveries of books; also as means of transportation for the librarian, chief assistant librarian, and chiefs of divisions when on official business.

GOVERNMENT PRINTING OFFICE

WORKING CAPITAL AND CONGRESSIONAL PRINTING AND BINDING

Public Printing and Binding, Government Printing Office—

To provide the Public Printer with a working capital for the following purposes for the execution of printing, binding, lithographing, mapping, engraving, and other authorized work of the Government Printing Office for the various branches of the Government: For salaries of Public Printer and Deputy Public Printer; for salaries, compensation, or wages of all necessary officers and employees additional to those herein appropriated for, including employees necessary to handle waste paper and condemned material for sale; to enable the Public Printer to comply with the provisions of law granting holidays and half holidays and Executive orders granting holidays and half holidays with pay to employees; to enable the Public Printer to comply with the provisions of law granting leave to employees with pay, such pay to be at the rate for their regular positions at the time the leave is granted; rental of buildings and equipment; fuel, gas, heat, electric current, gas and electric fixtures; bicycles, motor-propelled vehicles for the carriage of printing and printing supplies, and the maintenance, repair, and operation of the same, to be used only for official purposes, including operation, repair, and maintenance of motor-propelled passenger-carrying vehicles and the purchase or exchange of two such passenger vehicles, for official use of the officers of the Government Printing Office when in writing ordered by the Public Printer; freight, expressage, telegraph and telephone service, furniture, typewriters, and carpets; traveling expenses, including not to exceed \$3,000 for attendance at meetings or conventions when authorized by the Joint Committee on Printing; stationery, postage, and advertising; directories, technical books, newspapers, magazines, and books of reference (not exceeding \$750); adding and numbering machines, time stamps, and other machines of similar character; rubber boots, coats, and gloves; machinery (not exceeding \$300,000); equipment, and for repairs to machinery, implements, and buildings, and for minor alterations to buildings; necessary equipment, maintenance, and supplies for the emergency room for the use of all employees in the Government Printing Office who may be taken suddenly ill or receive injury while on duty; other necessary contingent and miscellaneous items authorized by the Public Printer; for expenses authorized in writing by the Joint Committee on Printing for the inspection of printing and binding equipment, material, and supplies and Government printing plants in the District of Columbia or elsewhere (not exceeding \$1,000); for salaries and expenses of preparing the semimonthly and session indexes of the Congressional Record under the direction of the Joint Committee on Printing (chief indexer at [\$3,480] \$3,948, one cataloger at [\$3,180] \$3,618, two catalogers at [\$2,460] \$2,826 each, and one cataloger at [\$2,100] \$2,430); and for all the necessary labor, paper, materials, and equipment needed in the prosecution and delivery and mailing of the work; in all, \$24,200,000; to which sum shall be charged the printing and binding authorized to be done for Congress including supplemental and deficiency estimates of appropriations; the printing, binding, and distribution of the Federal Register in accordance with the Act approved July 26, 1935 (44 U. S. C. 301-317) (not exceeding \$500,000); for the printing and binding of the [supplement] supplements to the Code of Federal Regulations [for 1945], as authorized by the Act of July 26, 1935 (44 U. S. C. 311), \$100,000; the printing and binding for use of the Government Printing Office; the printing and binding (not exceeding [\$3,000] \$5,000) for official use of the Architect of the Capitol upon requisition of the Secretary of the Senate; in all to an amount not exceeding \$4,200,000: *Provided*, That not less than \$20,000,000 of such working capital shall be returned to the Treasury as an unexpended balance not later than twelve months after the close of the fiscal year [1946] 1947: *Provided further*, That notwithstanding the provisions of section 73 of the Act of January 12, 1895 (44 U. S. C. 241), no part of the foregoing sum of \$4,200,000 shall be used for printing and binding part 2 of the annual report of the Secretary of Agriculture (known as

the Yearbook of Agriculture). (Act of June 13, 1945, Public Law 85.)

Estimate 1947, \$24,200,000

Appropriated 1946, \$24,200,000

By objects	Obligations					
	Estimate, 1947		Estimate, 1946		Actual, 1945	
	Man- years	Total salary	Man- years	Total salary	Man- years	Total salary
<b>PERSONAL SERVICES, DEPARTMENTAL</b>						
<i>Salaries (per annum)</i>						
\$10,000: Public Printer.....	1	\$10,000	1	\$10,000	1	\$10,000
\$8,225: Deputy Public Printer, executive officer.....	2	16,450	2	16,450	2	15,000
\$7,700: Production planning assistant to the Public Printer.....	1	7,700	1	7,700	1	6,666
\$6,650: Comptroller, director of commercial planning, production manager.....	3	19,950	3	19,950	2	15,348
\$6,230: Director of personnel, director of purchases, technical director.....	3	18,690	3	18,690	1	10,267
\$6,020: Assistant production manager, mechanical superintendent.....	2	12,040	2	12,040	1	9,900
\$5,810: Director of planning services, director of plant planning, assistant director of commercial planning, director of typography and design, superintendent of binding, superintendent of composition, superintendent of platemaking, superintendent of presswork, night production manager.....	9	52,290	9	52,290	7	36,400
\$5,600: Manager of New York warehouse.....	1	5,600	1	5,600	0	3,125
\$5,390: Assistant to production manager, chief clerk.....	2	10,780	2	10,780	1	8,200
\$5,180: Administrative assistant, assistant comptroller, disbursing officer, electrical engineer, liaison officer, printing paper specialist, assistant to comptroller, assistant to director of purchases, chief of transportation section, mechanical engineer.....	10	51,800	10	51,800	10	48,371
\$4,960: Assistant night production manager, assistant superintendent of binding, assistant superintendent of composition, assistant superintendent of platemaking, assistant superintendent of presswork, chief of appointment, retirement, and record section, superintendent of library branch.....	8	39,680	8	39,680	9	41,055
\$4,740: Assistant technical director, chief of classification survey, chief of special service section.....	3	14,220	3	14,220	3	16,467
\$4,630: Foreman of photoengraving section, technical assistant, director of plant planning and planning service.....	4	18,520	4	18,520	1	6,833
\$4,520: Assistant chief engineer, assistant director of planning services, chief carpenter, chief of departmental information section, chief electrician, chief of estimating and specification section, chief machinist, chief pipefitter, and fire chief, chief of qualification and certification section, foreman, manager of Chicago warehouse, medical and safety director, technical assistant.....	38	171,760	38	171,760	39	156,804
\$4,410: Chief of estimating and jacket preparation section, chief of jacket scheduling section, chief storekeeper.....	3	13,230	3	13,230	0	1,788
\$4,300: Acting manager of Atlanta warehouse, acting manager of Dallas warehouse, assistant chief clerk, assistant foreman, chemist, director of apprentices, printing investigator, rate investigator, technical assistant.....	13	55,900	13	55,900	31	120,968

GOVERNMENT PRINTING OFFICE—Continued

WORKING CAPITAL AND CONGRESSIONAL PRINTING AND BINDING—continued

Public Printing and Binding, Government Printing Office—Con.

By objects	Obligations					
	Estimate, 1947		Estimate, 1946		Actual, 1945	
	Man-years	Total salary	Man-years	Total salary	Man-years	Total salary
<b>PERSONAL SERVICES, DEPARTMENTAL—CON.</b>						
<i>Salaries (per annum)—Continued</i>						
\$4,190: Assistant chief of departmental information section, chief of paper and material control section.....	2	\$8,380	2	\$8,380	2.4	\$8,860
\$4,050: Assistant chief carpenter, assistant chief of computing section, assistant chief electrician, assistant chief of estimating and jacket preparation section, assistant chief of estimating and specifications section, assistant chief of jacket scheduling section, assistant chief machinist, assistant foreman, chief of art and typography section, chief of requisitions section, consultant on commercial purchases, chief of estimating and jacket preparation section (night), night chief of commercial planning, deputy disbursing officer, foreman of ink making plant, foreman of roller and glue section, manager of San Francisco warehouse, millman in charge, painter in charge, preference rating aide, St. Louis representative, supervisor, technical assistant.....	65	265,200	65	265,200	33.9	121,943
\$3,970: Chief of jacket scheduling section, assistant chief of estimating and specifications section, chief of offset preparation section, chief of pay roll section, chief of poster unit, chief of statistical records section, publications pricing technician, chief of Treasury accounts section, technical assistant, unit supervisor, assistant director of plant planning and planning services.....	27	107,190	27	107,190	16.7	58,473
\$3,948: Chief indexer.....	1	3,948	1	3,948	1	3,480
\$3,860: Assistant to director of purchases, chemist, chief of plate vanit section, machinist in charge, printing cost technician, printing designer, technical assistant.....	17	65,620	17	65,620	61.5	209,108
\$3,750: Assistant chief storekeeper, chemist, machinist in charge, printing cost technician, technical assistant.....	33	123,750	33	123,750	31.7	104,530
\$3,640: Chief copy preparer, chief of cost accounts section, chief of delivery section, foreman, printing cost technician, printing designer, technical assistant.....	80	291,200	80	291,200	69.9	223,585
\$3,618.....	1	3,618	1	3,618	1	3,180
\$3,530.....	26	91,780	26	91,780	26.4	81,797
\$3,420.....	13	44,460	13	44,460	19.2	57,476
\$3,310.....	8	26,440	8	26,480	7.3	21,202
\$3,200.....	5	16,000	5	16,000	6.2	17,499
\$3,090.....	2	6,180	2	6,180	4.3	11,588
\$2,980.....	16	47,080	16	47,680	10.3	26,795
\$2,870.....	8	22,960	8	22,960	6.8	16,960
\$2,826.....	2	5,652	2	5,652	2	4,920
\$2,760.....	8	22,080	8	22,080	10.1	24,211
\$2,650.....	13	34,450	13	34,450	9.9	22,856
\$2,595.....					0.2	468
\$2,562.....	1	2,562	1	2,562	0.8	1,758
\$2,540.....	13	33,020	13	33,020	10.2	22,361
\$2,496.....	16	39,936	16	39,936	14.6	31,639
\$2,430.....	40	97,200	40	97,200	27.7	58,244
\$2,264.....	21	49,644	21	49,644	13.4	27,386
\$2,320.....	41		41		52.8	
		95,120		95,120		105,551
\$2,298.....	38	87,324	38	87,324	44	87,308
\$2,232.....	25	55,800	25	55,800	20.8	39,858
\$2,166.....	56	121,296	56	121,296	43.6	81,228
\$2,100.....	77		77		64.6	
		161,700		161,700		116,343
\$2,034.....	185	376,200	185	376,200	99.7	173,561
\$1,968.....	199		199		239.8	
		401,472		401,472		402,928
\$1,902.....	132	251,064	132	251,064	194	314,293
\$1,836.....	12	22,032	12	22,032	15	23,349
\$1,770.....	2	3,540	2	3,540	6.6	9,990
\$1,704.....	67	114,168	67	114,168	58.8	84,590
\$1,638.....	9	14,742	9	14,742	11.4	15,794
\$1,572.....	2	3,144	2	3,144	0.8	1,133
\$1,440.....	7	10,080	7	10,080	17.5	20,986

By objects	Obligations					
	Estimate, 1947		Estimate, 1946		Actual, 1945	
	Man-years	Total salary	Man-years	Total salary	Man-years	Total salary
<b>PERSONAL SERVICES, DEPARTMENTAL—CON.</b>						
<i>Wages (per hour)</i>						
\$1.65: Photoengraver in charge.....	1	\$3,445	1	\$3,445	1	\$3,414
\$1.59: Photoengraver.....	32		32		31.5	
		106,237		106,237		103,438
\$1.52: Blacksmith, chief of type storage unit, head compositor in charge, head copy editor, copy editor, copy preparer in charge, deskman, electrotype finisher in charge, electrotype molder in charge, finisher in charge, floor man, group chief, imposer in charge, linotype operator in charge, linotype operator, machinist in charge of garage, maker-up in charge, monotype keyboard operator, painter, platemaker in charge, pressman in charge, head pressman, cylinder pressman, offset pressman, head proofreader, foreign proofreader, head referee, head Record referee, referee, chief reviser, press reviser in charge, saw filer, sheet metalworker, stereotyper in charge, wax ruler.....	370		370		345.3	
		1,174,291		1,174,291		1,083,846
\$1.46: Bookbinder in charge, carpenter, compositor in charge, head compositor, copy editor, copy preparer, deskman, electrician, electrotype finisher, electrotype molder, floorman, group chief, imposer, linotype operator, Ludlow operator, monotype keyboard operator, pipefitter, cylinder pressman, proofreader, reviser, press reviser, stereotyper, machinist, linotype machinist, monotype machinist, maker-up.....	1,159		1,159		1,186.6	
		3,533,188		3,533,188		3,576,105
\$1.45: Folding machine operator, general mechanic, negative cutter in charge, operative, power plant operative.....	23	69,635	23	69,635	22	69,990
\$1.39: Bookbinder machine operator, bookbinder moulder, compositor, linotype operator, monotype keyboard operator, negative cutter, plastic platemaker, repairer of rare books.....	672		672		687.2	
		1,950,359		1,950,359		1,945,707
\$1.32: Bookbinder, compositor, photographer, chief offset platemaker, platen pressman.....	175	482,328	175	482,328	187	509,738
\$1.30: Electrician helper, linotype machinist helper, monotype machinist helper, pipefitter helper, cylinder press assistant, sheet metal worker helper.....	42	114,005	42	114,005	46	117,657
\$1.25: Negative cutter, photographer, unit supervisor.....	3	7,830	3	7,830	2.9	7,185
\$1.23: General mechanic.....	2	5,136	2	5,136	1	2,234
\$1.19: Linotype machinist helper, general mechanic, operative, paper-cutting operative, platemaking helper, offset platemaker, cylinder press assistant, storekeeper.....	18	44,725	18	44,725	20.8	48,539
\$1.12: Foreman of laborers, matrix keeper, operative, paper-cutting operative, photographer, platemaking helper, offset platemaker, power plant operative, unit supervisor.....	19	44,433	19	44,433	14.8	32,337
\$1.09: Knife grinder.....	1	2,276	1	2,276	1.7	3,634
\$1.08: Carpenter helper, electrician helper, linotype machinist helper, monotype machinist helper, cylinder press assistant, sheet metal worker helper.....	12	27,060	12	27,060	10.1	21,390
\$1.06: Desk helper, electrotype finisher, electrotype molder, assistant matrix keeper, money order examiner, operative, power plant operative, storekeeper.....	34	75,252	34	75,252	28.3	58,248
\$1.02: Power plant helper.....	4	8,519	4	8,519	2	3,675
\$0.99: Camera assistant, monotype casterman, delivery helper, desk helper, electrotype finisher, foreman of laborers, linotype machinist helper, monotype machinist helper, negative cutter, operative, plastic platemaker, offset platemaker, press assistant, cylinder pressfeeder, storekeeper, toolroom attendant.....	207	427,894	207	427,894	197	373,090
\$0.97: Skilled laborer.....	2	4,051	2	4,051	0.4	723
\$0.96: Storekeeper.....	1	2,004	1	2,004	0.8	1,467

By objects	Obligations						By objects	Obligations					
	Estimate, 1947		Estimate, 1946		Actual, 1945			Estimate, 1947		Estimate, 1946		Actual, 1945	
	Man-years	Total salary	Man-years	Total salary	Man-years	Total salary		Man-years	Total salary	Man-years	Total salary	Man-years	Total salary
<b>PERSONAL SERVICES, DEPARTMENTAL—CON.</b>													
<i>Wages (per hour)—Continued</i>													
\$0.95: Skilled laborer.....	1	\$1,984	1	\$1,984	0.8	\$1,668							
\$0.92: Monotype casterman, chauffeur, chauffeur-messenger, conveyor operator, deliveryman, dispatcher, electrotype molder, linotype machinist helper, messenger, opaquer, operative, paper-cutting operative, plastic platemaker, offset platemaker, skilled laborer, stereotyper, stores helper, unit supervisor, waste paper grader.....	306	587,814	306	587,814	305.8	541,830							
\$0.89: Chauffeur, dampening roller coverer, elevator operator, stores helper, waste paper grader.....	21	39,025	21	39,025	30.2	50,630							
\$0.86: Boxer, box maker, monotype casterman, chauffeur, chauffeur-messenger, desk helper, elevator operator, linotype machinist helper, maintenance utility man, opaquer, operative, paper-cutting operative, plastic platemaker, platemarking helper, offset platemaker, power truck operator, skilled laborer, stores helper, wax case filler, outside window washer, wrapper.....	1,152	2,068,623	1,152	2,068,623	1,105.7	1,825,244							
\$0.82: Chauffeur, chauffeur-messenger, elevator operator, waste paper grader.....	13	22,258	13	22,258	25.4	39,792							
\$0.79: Chauffeur, deliveryman, elevator operator, opaquer, operative, plastic platemaker, skilled laborer, storekeeper, stores helper, wrapper.....	831	1,370,751	831	1,370,751	854.9	1,288,298							
Total permanent, departmental.....	6,474	15,818,495	6,474	15,818,495	6,482.3	14,854,307							
<b>PERSONAL SERVICES, DEPARTMENTAL—CON.</b>													
Overtime pay, departmental.....		\$1,000,000		\$2,500,000		\$4,389,619							
Night-work differential, departmental.....		775,000		775,000		667,588							
All personal services, departmental.....	6,474	17,593,495	6,474	19,093,495	6,482.3	19,911,514							
Deduct expenditures for personal services included in objects named below.....		193,495		193,495		197,362							
01 Personal services (net).....	6,474	17,400,000	6,474	18,900,000	6,482.3	19,714,152							
<b>OTHER OBLIGATIONS</b>													
02 Travel.....		10,000		12,000		15,841							
03 Transportation of things.....		310,000		625,000		1,249,562							
04 Communication services.....		27,000		52,000		70,898							
05 Rents and utility services.....		250,000		500,000		673,860							
06 Printing and binding.....		200,000		200,000		229,894							
Lithographing and engraving.....		100,000		100,000		115,698							
07 Other contractual services.....		20,000		30,000		36,852							
08 Supplies and materials:													
Paper and envelopes.....		6,500,000		15,000,000		25,734,473							
Printing for resale.....		7,000,000		20,000,000		28,116,780							
Miscellaneous.....		500,000		1,000,000		1,485,448							
09 Equipment.....		300,000		200,000		85,025							
Total other obligations.....		15,217,000		37,719,000		57,814,361							
Grand total obligations.....		32,617,000		56,619,000		77,528,513							
Repayments.....		28,417,000		52,419,000		73,328,513							
Net total obligations.....		4,200,000		4,200,000		4,200,000							
Returned to Treasury.....		20,000,000		20,000,000		20,000,000							
Total estimate or appropriation.....		24,200,000		24,200,000		24,200,000							

Statement of proposed expenditures for purchase, maintenance, repair, and operation of passenger-carrying vehicles for the fiscal year ending June 30, 1947

GOVERNMENT PRINTING OFFICE

Appropriation	Vehicles (motor unless otherwise indicated) to be purchased		Old vehicles to be exchanged		Net cost of vehicles to be purchased	Old vehicles still to be used	Total maintenance, repair, and operation, all vehicles	Public purpose and users
	Number	Gross cost	Number	Allowance (estimated)				
Public printing and binding, Government Printing Office.	2	\$1,750	2	\$600	\$1,150	.....	\$1,350	New cars to be used for official business by the officials of the Government Printing Office when in writing ordered by the Public Printer.

Printing and binding for Congress chargeable to the foregoing appropriation, when recommended to be done by the Committee on Printing of either House, shall be so recommended in a report containing an approximate estimate of the cost thereof, together with a statement from the Public Printer of estimated approximate cost of work previously ordered by Congress within the fiscal year for which this appropriation is made.

During the fiscal year [1946] 1947 any executive department or independent establishment of the Government ordering printing and binding or blank paper and supplies from the Government Printing Office shall pay promptly by check to the Public Printer upon his written request, either in advance or upon completion of the work, all or part of the estimated or actual cost thereof, as the case may be, and bills rendered by the Public Printer in accordance herewith shall not be subject to audit or certification in advance of payment: *Provided*, That proper adjustments on the basis of the actual cost of delivered work paid for in advance shall be made monthly or quarterly and as may be agreed upon by the Public Printer and the department or establishment concerned. All sums paid to the Public Printer for work that he is authorized by law to do; all sums received from sales of wastepaper, other waste material, and condemned property; and for losses or damage to Government property; shall be deposited to the credit, on the books of the Treasury Department, of the appropriation made for the working capital of the Government Printing Office [for the year in which the work is done,] and be subject to requisition by the Public Printer.

No part of any money appropriated in this Act shall be paid to any person employed in the Government Printing Office while detailed for or performing service in the executive branch of the public service of the United States unless such detail be authorized by law. (Act of June 13, 1945, Public Law 85.)

OFFICE OF SUPERINTENDENT OF DOCUMENTS

Salaries, Office of Superintendent of Documents—

Salaries: For the Superintendent of Documents, assistant superintendent, and other personal services in accordance with the Classification Act of 1923, as amended, and compensation of employees who shall be subject to the provisions of the Act entitled "An Act to regulate and fix rates of pay for employees and officers of the Government Printing Office", approved June 7, 1924 (44 U. S. C. 40), [\$1,045,000] \$1,330,000. (Act of June 13, 1945, Public Law 85.)

Estimate 1947, \$1,330,000

Appropriated 1946, \$1,045,000

By objects	Obligations					
	Estimate, 1947		Estimate, 1946		Actual, 1945	
	Man-years	Total salary	Man-years	Total salary	Man-years	Total salary
<b>PERSONAL SERVICES, DEPARTMENTAL</b>						
Clerical, administrative, and fiscal service:						
Grade 13. Range \$6,230 to \$7,070:						
Superintendent of Documents.....	1	\$6,230	1	\$6,230	1	\$7,136
Grade 11. Range \$4,300 to \$5,180:						
Assistant superintendent of documents.....	1	4,740	1	4,740	1	3,817
Grade 7. Range \$2,980 to \$3,640.....	5	16,770	5	16,546	5	14,374
Grade 6. Range \$2,650 to \$3,310.....	2	6,070	2	6,070	2	5,175
Grade 5. Range \$2,320 to \$2,980.....	10	26,060	10	25,692	9.9	21,657
Grade 4. Range \$2,100 to \$2,496.....	47	105,630	32	73,533	31	59,579
Grade 3. Range \$1,902 to \$2,298.....	124	246,540	84	169,059	78.4	125,271
Grade 2. Range \$1,704 to \$2,100.....	171	301,086	111	197,424	94.5	128,643

**GOVERNMENT PRINTING OFFICE—Continued**

**OFFICE OF SUPERINTENDENT OF DOCUMENTS—continued**

**Salaries, Office of Superintendent of Documents—Continued**

By objects	Obligations					
	Estimate, 1947		Estimate, 1946		Actual, 1945	
	Man-years	Total salary	Man-years	Total salary	Man-years	Total salary
<b>PERSONAL SERVICES, DEPARTMENTAL—COD.</b>						
<b>Professional service:</b>						
Grade 3. Range \$3,640 to \$4,300:						
Librarian.....	1	\$3,970	1	\$3,970	1	\$3,400
Grade 2. Range \$2,980 to \$3,640.....	1	3,310	1	3,251	1	2,842
<b>Subprofessional service:</b>						
Grade 7. Range \$2,650 to \$3,310.....	5	15,230	4	12,491	4	10,575
Grade 6. Range \$2,320 to \$2,980.....	7	18,880	6	16,501	6	13,727
Grade 5. Range \$2,100 to \$2,496.....	28	61,044	18	39,955	13.6	25,101
Grade 4. Range \$1,902 to \$2,298.....	11	21,450	8	15,726	7.7	12,445
<b>Crafts, protective, and custodial service:</b>						
Grade 3. Range \$1,572 to \$1,902.....	7	11,466	7	11,222	5.1	6,911
<i>Salaries (per annum)</i>						
\$3,640: Chief of section.....	2	7,280	2	7,195	2	6,225
\$2,320.....	1	2,320				
\$1,572.....					0.3	330
\$1,440.....					1.3	1,297
<i>Wages (per hour)</i>						
\$1.19: Unit supervisor.....	5	12,376	5	12,376	5	11,620
\$1.12: Unit supervisor, assistant unit supervisor.....	3	6,989	3	6,989	3	6,542
\$1.06: Assistant unit supervisor, machine operator, office helper, stockkeeper.....	11	24,913	1	2,265	1	2,038
\$0.99: Assembler.....	6	12,355	6	12,355	6	11,419
\$0.92: Assembler, wrapper, machine operator, stockkeeper, office helper.....	31	59,321	17	32,531	14.8	26,903
\$0.86: Wrapper, stockkeeper, machine helper.....	109	194,796	109	194,979	102.4	161,651
\$0.70: Machine helper, stockkeeper, wrapper, skilled laborer, bindery operative.....	92	151,174	52	85,446	40.5	52,354
Total permanent, departmental.....	681	1,320,000	486	956,546	437.5	721,092
Overtime pay, departmental.....		10,000		88,454		217,680
Estimated savings, unobligated balance.....						61,228
Total estimate or appropriation.....		1,330,000		1,045,000		1,000,000

**General Expenses, Office of Superintendent of Documents—**

General expenses: For furniture and fixtures, typewriters, carpets, labor-saving machines and accessories, time stamps, adding and numbering machines, awnings, curtains, books of reference: directories, books, miscellaneous office and desk supplies, paper, twine, glue, envelopes, postage, carfares, soap, towels, disinfectants, and ice; drayage, express, freight, telephone, and telegraph service; traveling expenses (not to exceed \$200); repairs to buildings, elevators, and machinery; rental of equipment; preserving sanitary condition of building; light, heat, and power; stationery and office printing, including blanks, price lists, bibliographies, catalogs, and indexes; for supplying books to depository libraries; in all, **[\$345,000]** \$417,000: *Provided*, That no part of this sum shall be used to supply to depository libraries any documents, books, or other printed matter not requested by such libraries, and the requests therefor shall be subject to approval by the Superintendent of Documents: *Provided further*, That the Superintendent of Documents shall furnish, from the quota that was printed for sale, two complete sets of Definitive Writings of George Washington to each Senator, Representative, Delegate, and Resident Commissioner, serving during the Seventy-eighth Congress, who makes written application therefor. (Act of June 13, 1945, Public Law 85.)

Estimate 1947, **\$417,000**                      Appropriated 1946, **\$345,000**

By objects	Obligations		
	Estimate, 1947	Estimate, 1946	Actual, 1945
02 Travel.....	\$200	\$200	\$123
03 Transportation of things.....	4,000	2,500	3,429
04 Communication services.....	1,500	1,000	1,312
05 Rents and utility services.....	10,000	10,000	9,802
06 Printing and binding.....	255,300	220,300	203,900
07 Other contractual services.....	50,000	35,000	49,560
08 Supplies and materials.....	85,000	75,000	75,832
09 Equipment.....	11,000	1,000	1,042
Total estimate or appropriation.....	417,000	345,000	345,000

Total, Office of Superintendent of Documents, annual appropriations, general account:

Estimate 1947, **\$1,747,000**                      Appropriated 1946, **\$1,390,000**

**COST OF HANDLING PENALTY MAIL, GOVERNMENT PRINTING OFFICE**

**Penalty Mail Costs, Government Printing Office—**

For deposit in the general fund of the Treasury for cost of penalty mail of the Government Printing Office as required by section 2 of the Act of June 28, 1944 (Public Law 364), \$353,000. (Act of June 13, 1945, Public Law 85.)

Estimate 1947, **\$353,000**                      Appropriated 1946, **\$353,000**

By objects	Obligations		
	Estimate, 1947	Estimate, 1946	Actual, 1945
04 Payment for penalty mail.....	\$353,000	\$353,000	\$264,277
Estimated savings, unobligated balance.....			16,923
Total estimate or appropriation.....	353,000	353,000	281,200

**Claims, Judgments, and Private Relief Acts—**

13 Refunds, awards, and indemnities: Obligations—1945, \$2,880.74.

Total, Government Printing Office, annual appropriations, general account:

Estimate 1947, **\$26,300,000**                      Appropriated 1946, **\$25,943,000**

**Trust account:**

**Unearned Proceeds of Sale, Etc., of Publications, Superintendent of Documents, Government Printing Office—**

The proceeds of sales of publications, etc., by the Superintendent of Documents are deposited in a trust receipt account and such portion thereof as is required for postage, printing, and refunds is established in the above-named appropriation account. The earned portion of receipts is transferred from time to time to miscellaneous receipts (44 U. S. C. 71; 31 U. S. C. 725; decisions of Comptroller General, Jan. 2 and Feb. 21, 1936).

Estimate 1947, **\$1,000,000**                      Appropriated 1946, **\$1,150,000**  
Revised 1946, **\$1,000,000**

By objects	Obligations		
	Estimate, 1947	Estimate, 1946	Actual, 1945
04 Communication services.....	\$14,000	\$17,974	\$13,246
06 Printing and binding.....	886,000	1,111,855	772,425
13 Refunds, awards, and indemnities.....	120,000	154,068	105,723
Grand total obligations.....	1,000,000	1,283,897	891,394
Prior year funds available in 1945.....			-175,291
1945 funds available in 1946.....		-283,897	+283,897
Total estimate or appropriation.....	1,000,000	1,000,000	1,000,000

Total, legislative branch, general account:

Estimate 1947, **\$53,464,289.66**                      Appropriated 1946, **\$51,874,268.66**  
Revised 1946, **\$51,876,084.66**

Total, legislative branch, trust accounts:

Estimate 1947, **\$1,063,500**                      Appropriated 1946, **\$1,071,500**  
Revised 1946, **\$1,073,500**

Sec. 102. Purchases may be made from the foregoing appropriations under the "Government Printing Office", as provided for in the Printing Act approved January 12, 1895, and without reference to section 4 of the Act approved June 17, 1910 (41 U. S. C. 7), concerning purchases for executive departments.

Sec. 103. In order to keep the expenditures for printing and binding for the fiscal year [1946] 1947 within or under the appropriations for such fiscal year, the heads of the various executive departments and independent establishments are authorized to dis-

continue the printing of annual or special reports under their respective jurisdictions: *Provided*, That where the printing of such reports is discontinued the original copy thereof shall be kept on file in the offices of the heads of the respective departments or independent establishments for public inspection.

SEC. 104. No part of the funds appropriated in this Act shall be used for the maintenance or care of private vehicles.

SEC. 105. Whenever any office or position not specifically established by the Legislative Pay Act of 1929 is appropriated for herein or whenever the rate of compensation or designation of any position appropriated for herein is different from that specifically established for such position by such Act, the rate of compensation and the designation of the position, or either, appropriated for or provided herein shall be the permanent law with respect thereto; and the authority for any position specifically established by such Act which is not specifically appropriated for herein shall cease to exist.

SEC. 106. No part of any appropriation contained in this Act shall be paid as compensation to any person appointed after June 30, 1935, as an officer or member of the Capitol Police who does not meet the standards to be prescribed for such appointees by the Capitol Police Board: *Provided*, That the Capitol Police Board is hereby

authorized to detail police from the House Office, Senate Office, and Capitol Buildings for police duty on the Capitol Grounds.

SEC. 107. No part of any appropriation contained in this Act shall be used to pay the salary or wages of any person who advocates, or who is a member of an organization that advocates, the overthrow of the Government of the United States by force or violence: *Provided*, That for the purposes hereof an affidavit shall be considered prima facie evidence that the person making the affidavit does not advocate, and is not a member of an organization that advocates, the overthrow of the Government of the United States by force or violence: *Provided further*, That any person who advocates or who is a member of an organization that advocates, the overthrow of the Government of the United States by force or violence and accepts employment, the salary or wages for which are paid from any appropriation contained in this Act, shall be guilty of a felony and, upon conviction, shall be fined not more than \$1,000 or imprisoned for not more than one year, or both: *Provided further*, That the above penalty clause shall be in addition to, and not in substitution for, any other provisions of existing law. (*Act of June 13, 1945, Public Law 85.*)



## THE JUDICIARY

*Summary of estimates of appropriation for the fiscal year 1947, compared with appropriations for the fiscal year 1946*

[The 1947 Budget estimates make specific provision for additional costs made necessary by pay legislation enacted near the close of the fiscal year 1945. The 1946 appropriations did not make specific provision for any such costs and thus the appropriations shown below are not comparable with the 1947 estimates to whatever extent deficiency appropriations may be necessary to meet these added costs]

Bureau or subdivision	1947 Budget estimates	1946 appropriations	Increase (+) or decrease (-), 1947 estimates over 1946 appropriations
<b>GENERAL AND SPECIAL ACCOUNTS</b>			
United States Supreme Court .....	\$759,400	\$645,800	+\$113,600
Other Federal courts.....	15,499,230	13,489,600	+2,009,630
Administrative Office of the United States Courts.....	325,700	275,000	+50,700
Total, general and special accounts.....	16,584,330	14,410,400	+2,173,930

### EXPLANATORY STATEMENT

#### GENERAL STATEMENT

Appropriations for The Judiciary provide funds for operation of all Federal courts, including the payment of salaries of justices, judges, officers, and employees, and miscellaneous expenses. In addition, provision is made for the activities of such judicial officers and employees as United States commissioners, conciliation commissioners, and probation officers, and for the Administrative Office of the United States Courts.

The volume of litigation in the Federal courts is expected to continue to increase slightly. The downward trend in war-related litigation is expected to be more than offset by increases in other types of civil and criminal cases during the fiscal year 1947.

In accordance with law, estimates for The Judiciary are included in the Budget without revision, in the amounts approved by the Conference of Senior Circuit Judges, or for certain courts, as approved by the respective courts.

#### UNITED STATES SUPREME COURT

The increase reflected in the estimates for the Supreme Court results from the enactment of pay legislation. The gross increase for this purpose is offset in part by a decrease in the estimate for miscellaneous expenses of the Court.

#### OTHER FEDERAL COURTS

Of the increase estimated under this heading, all but approximately \$330,000 results from increased costs resulting from pay legislation. Major items composing this amount include additional personnel and expenses for the Court of Claims under the authority contained in the Contract Settlement Act of 1944; additional district court reporters and criers as authorized by acts approved January 20, 1944, and December 7, 1944, respectively; and maintenance and repairs for three court buildings in the District of Columbia.

#### ADMINISTRATIVE OFFICE OF THE UNITED STATES COURTS

This Office, established by Act of Congress approved August 7, 1939, is responsible to the Conference of Senior Circuit Judges for the performance of such administrative services to the Judiciary as relate to personnel, supplies, equipment, disbursement of funds, audit, and similar matters. Increases are estimated for additional costs to be incurred as a result of recent pay legislation, and a minor amount for rental of equipment.

### ESTIMATES OF APPROPRIATION

#### UNITED STATES SUPREME COURT

##### Salaries, Supreme Court—

Salaries: For the Chief Justice and eight Associate Justices; Reporter of the Court; and all other officers and employees, whose compensation shall be fixed by the Court, except as otherwise provided by law, and who may be employed and assigned by the Chief Justice to any office or work of the Court, **[\$499,100] \$591,200.** (28 U. S. C. 321, 325; Act of May 21, 1945, Public Law 61.)

Estimate 1947, **\$591,200**

Appropriated 1946, **\$499,100**

By objects	Obligations					
	Estimate, 1947		Estimate, 1946		Actual, 1945	
<b>PERSONAL SERVICES, FIELD</b>						
Professional service:	Man-	Total	Man-	Total	Man-	Total
Grade 9. In excess of \$9,800:	years	salary	years	salary	years	salary
Chief Justice.....	1	\$20,500	1	\$20,500	1	\$20,500
Associate Justice.....	8	160,000	8	160,000	8	160,000





ments, maintenance, repairs, equipment, supplies, materials, and appurtenances; special clothing for workmen; purchase of waterproof wearing apparel; and personal and other services (including temporary labor without reference to the Classification and Retirement Acts, as amended), and for snow removal by hire of men and equipment or under contract without compliance with sections 3709 and 3744 of the Revised Statutes (41 U. S. C. 5, 16); **[\$74,800]** \$102,600. (Act of May 21, 1945, Public Law 61.)

Estimate 1947, \$102,600                      Appropriated 1946, \$74,800

By objects	Obligations					
	Estimate, 1947		Estimate, 1946		Actual, 1945	
<b>PERSONAL SERVICES</b>	Man-years	Total salary	Man-years	Total salary	Man-years	Total salary
Clerical, administrative, and fiscal service						
Grade 4. Range \$2,100 to \$2,496	1	\$2,430	1	\$2,415	1	\$2,025
Crafts, protective, and custodial service:						
Grade 9. Range \$2,650 to \$3,310	1	3,310	1	3,310	1	2,900
Grade 8. Range \$2,540 to \$3,200	5	13,800	5	13,747	4	9,108
Grade 7. Range \$2,364 to \$2,870	3	7,862	3	7,862	3	6,450
Grade 6. Range \$2,166 to \$2,562	6	13,722	6	13,722	5.7	10,769
Grade 5. Range \$1,965 to \$2,361	6	12,468	6	12,468	6	10,232
Grade 4. Range \$1,770 to \$2,166	3	5,706	3	5,694	3	4,665
Grade 3. Range \$1,572 to \$1,902	10	16,742	8	13,326	6	8,093
Total permanent	35	76,040	33	72,544	29.7	54,532
Overtime pay		11,300		13,500		11,422
Night-work differential		1,000		1,000		
<b>01 Personal services (net)</b>	<b>35</b>	<b>88,340</b>	<b>33</b>	<b>87,044</b>	<b>29.7</b>	<b>65,954</b>
<b>OTHER OBLIGATIONS</b>						
<b>07 Other contractual services:</b>						
General annual repairs		6,500		6,500		6,090
Painting		2,000		2,000		887
Snow removal		150		150		
<b>08 Supplies and materials</b>		<b>5,000</b>		<b>5,000</b>		<b>4,212</b>
<b>09 Equipment</b>		<b>610</b>		<b>610</b>		<b>215</b>
Total other obligations		14,260		14,260		11,404
Grand total obligations		102,600		101,304		77,358
Excess of obligations over appropriation due to Public Law 106				-26,504		
Estimated savings, unobligated balance						2,642
Total estimate or appropriation		102,600		74,800		80,000

Total, United States Supreme Court, annual appropriations, general account:

Estimate 1947, \$759,400                      Appropriated 1946, \$645,800

**UNITED STATES COURTS FOR THE DISTRICT OF COLUMBIA**

Sixty per centum of the expenditures for the District Court of the United States for the District of Columbia from all appropriations under this title and 30 per centum of the expenditures for the United States Court of Appeals for the District of Columbia from all appropriations under this title shall be reimbursed to the United States from any funds in the Treasury to the credit of the District of Columbia. (Act of May 21, 1945, Public Law 61.)

**Repairs and Improvements, District Court of the United States for the District of Columbia—**

Repairs and improvements, District Court of the United States for the District of Columbia: For repairs and improvements to the courthouse, including repair and maintenance of the mechanical equipment, and for labor and material and every item incident thereto, **[\$10,300]** \$13,600, to be expended under the direction of the Architect of the Capitol. (18 Stat. 374, ch. 150; 28 U. S. C. 444-450; Act of May 21, 1945, Public Law 61.)

Estimate 1947, \$13,600                      Appropriated 1946, \$10,300

By objects	Obligations		
	Estimate, 1947	Estimate, 1946	Actual, 1945
<b>07 Other contractual services:</b>			
General annual repairs	\$2,800	\$2,800	\$2,032
Maintenance, air-conditioning system	1,200	1,000	1,031
Annual painting	9,600	3,500	4,181
Pointing exterior stonework		3,000	
Renewal of steam risers			4,957
Grand total obligations	13,600	10,300	12,231
Estimated savings, unobligated balance			69
Total estimate or appropriation	13,600	10,300	12,300

**Repairs and Improvements, United States Court of Appeals for the District of Columbia—**

Repairs and improvements, United States Court of Appeals for the District of Columbia: For repairs and improvements to the United States Court of Appeals Building, including repair and maintenance of the mechanical equipment, and for labor and material and every item incident thereto, **[\$2,500]** \$12,300, to be expended under the direction of the Architect of the Capitol. (37 Stat. 964, ch. 150; 45 Stat. 671, ch. 659; 28 U. S. C. 444-450; Act of May 21, 1945, Public Law 61.)

Estimate 1947, \$12,300                      Appropriated 1946, \$2,500

By objects	Obligations		
	Estimate, 1947	Estimate, 1946	Actual, 1945
<b>07 Other contractual services:</b>			
General annual repairs	\$1,800	\$1,800	\$1,090
Maintenance, air-conditioning system, annual	700	700	614
Cleaning ducts, air-conditioning system	2,000		
Emergency repairs, air-conditioning system			2,062
Painting	7,800		
Grand total obligations	12,300	2,500	3,766
1945 appropriation obligated in 1944			+870
Net total obligations	12,300	2,500	4,636
Estimated savings, unobligated balance			134
Total estimate or appropriation	12,300	2,500	4,770

**COURT OF CUSTOMS AND PATENT APPEALS**

**Salaries, United States Court of Customs and Patent Appeals—**

[Salaries: Presiding judge and four associate judges and all other officers and employees of the court, \$111,600.] (28 U. S. C. 301, 306; Act of May 21, 1945, Public Law 61.)

Appropriated 1946, \$111,600

NOTE.—The appropriation under the above title has been transferred to and estimated for under "Salaries and expenses, United States Court of Customs and Patent Appeals." For comparative purposes the amounts available for 1945 and 1946 are shown in the schedule as transfers.

By objects	Obligations		
	Estimate, 1947	Estimate, 1946	Actual, 1945
Transferred to "Salaries and expenses, United States Court of Customs and Patent Appeals"		+ \$122,450	+ \$114,860
Excess of obligations over appropriation due to Public Law 106		-10,850	
Total estimate or appropriation		111,600	114,860

**Contingent Expenses, United States Court of Customs and Patent Appeals—**

[Contingent expenses: For books and periodicals, including their exchange; stationery, supplies, traveling expenses; drugs, chemicals, cleansers, furniture; and for such other miscellaneous expenses as may be approved by the presiding judge, \$3,300: Provided, That not to exceed \$180 of this appropriation shall be available for deposit in the general fund of the Treasury for cost of penalty mail as required by section 2 of the Act of June 28, 1944 (Public Law 364).] (28 U. S. C. 301, 306; Act of May 21, 1945, Public Law 61.)

Appropriated 1946, \$3,300

NOTE.—The appropriation under the above title has been transferred to and estimated for under "Salaries and expenses, United States Court of Customs and Patent Appeals." For comparative purposes the amounts appropriated for 1945 and 1946 are shown in the schedule as transfers.

Transferred to "Salaries and expenses, United States Court of Customs and Patent Appeals": 1946, \$3,300; 1945, \$3,167.

**Printing and Binding, United States Court of Customs and Patent Appeals—**

[Printing and binding: For printing and binding, \$6,700.] (31 U. S. C. 558; Act of May 21, 1945, Public Law 61.)

Appropriated 1946, \$6,700

NOTE.—The appropriation under the above title has been transferred to and estimated for under "Salaries and expenses, United States Court of Customs and Patent Appeals." For comparative purposes the amounts appropriated for 1945 and 1946 are shown in the schedule as transfers.

Transferred to "Salaries and expenses, United States Court of Customs and Patent Appeals": 1946, \$6,700; 1945, \$6,700.

**COURT OF CUSTOMS AND PATENT APPEALS—Continued**

**Salaries and Expenses, United States Court of Customs and Patent Appeals—**

*Salaries and expenses: For salaries of the presiding judge, four associate judges, and all other officers and employees of the court, and all necessary expenses of the court including the purchase and exchange of books and periodicals, stationery, supplies, traveling expenses, drugs, chemicals, cleansers, furniture, printing and binding, and for such other miscellaneous expenses as may be approved by the presiding judge, \$137,400: Provided, That not to exceed \$180 of this appropriation shall be available for deposit in the general fund of the Treasury for cost of penalty mail as required by section 2 of the Act of June 28, 1944 (Public Law 364). (28 U. S. C. 301, 306; 31 U. S. C. 588; Act of May 21, 1945, Public Law 61.)*

Estimate 1947, \* \$137,400

\* Transferred from appropriations as follows:  
 "Salaries, United States Court of Customs and Patent Appeals"..... \$124,100  
 "Contingent expenses, United States Court of Customs and Patent Appeals"..... 3,300  
 "Printing and binding, United States Court of Customs and Patent Appeals"..... 10,000

For comparative purposes the amounts available for 1945 and 1946 are shown in the schedule as transfers.

By objects	Obligations					
	Estimate, 1947		Estimate, 1946		Actual, 1945	
	Man-years	Total salary	Man-years	Total salary	Man-years	Total salary
<b>PERSONAL SERVICES, FIELD</b>						
Professional service:						
Grade 9. In excess of \$9,800:						
Presiding judge.....	1	\$12,500	1	\$12,500	1	\$12,500
Associate judge.....	4	50,000	4	50,000	4	50,000
Clerical, administrative, and fiscal service:						
Grade 13. Range \$6,230 to \$7,070:						
Clerk.....	1	6,908	1	6,803	1	6,000
Grade 12. Range \$5,180 to \$6,020:						
Marshal.....	1	5,858	1	5,753	1	5,000
Reporter.....	1	5,585	1	5,753	1	5,000
Grade 9. Range \$3,640 to \$4,300:						
Assistant clerk.....	2	7,661	2	7,441	2	6,383
Grade 8. Range \$3,310 to \$3,970.....	5	18,623	5	18,073	5.8	18,193
Grade 6. Range \$2,650 to \$3,310.....	1	2,823	1	2,713		
Grade 5. Range \$2,320 to \$2,980.....	1	2,422	1	2,320		
Crafts, protective, and custodial service:						
Grade 4. Range \$1,770 to \$2,166.....	2	3,913	2	3,781	2	3,100
Grade 3. Range \$1,572 to \$1,902.....	2	3,309	2	3,177	2	2,686
Total permanent, field.....	21	119,875	21	118,314	19.8	108,862
Additional compensation, field.....		4,225		4,136		5,956
01 Personal services (act).....	21	124,100	21	122,450	19.8	114,818
<b>OTHER OBLIGATIONS</b>						
02 Travel.....		130		130		100
03 Transportation of things.....		20		20		6
04 Communication services.....		720		720		643
Payment for penalty mail.....		180		180		100
06 Printing and binding.....		10,000		6,700		6,700
07 Other contractual services.....		400		400		362
08 Supplies and materials.....		400		400		334
09 Equipment.....		1,450		1,450		1,020
Total other obligations.....		13,300		10,000		9,265
Grand total obligations.....		137,400		132,450		124,083
Received by transfer from—						
"Salaries, United States Court of Customs and Patent Appeals".....				-122,450		-114,860
"Contingent expenses, United States Court of Customs and Patent Appeals".....				-3,300		-3,167
"Printing and binding, United States Court of Customs and Patent Appeals".....				-6,700		-6,700
Estimated savings, unobligated balance.....						644
Total estimate or appropriation.....		137,400				

**UNITED STATES CUSTOMS COURT**

**Salaries, United States Customs Court—**

[Salaries: Presiding judge and eight judges; and all other officers and employees of the court, \$233,200.] (23 U. S. C. 296, 297; Act of May 21, 1945, Public Law 61.)

Appropriated 1946, \$233,200

NOTE.—The appropriation under the above title has been transferred to and estimated for under "Salaries and expenses, United States Customs Court." For comparative purposes the amounts available for 1945 and 1946 are shown in the schedule as transfers.

By objects	Obligations		
	Estimate, 1947	Estimate, 1946	Actual, 1945
Transferred to "Salaries and expenses, United States Customs Court".....			
Excess of obligations over appropriation due to Public Law 106.....		+ \$273,500	\$250,000
		- 40,300	
Total estimate or appropriation.....		233,200	250,000

**Contingent Expenses, United States Customs Court—**

[Contingent expenses: For books and periodicals, including their exchange; stationery, supplies, traveling expenses; and for such other miscellaneous expenses as may be approved by the presiding judge, \$13,000: Provided, That traveling expenses of judges of the Customs Court shall be paid upon the written certificate of the judge: Provided further, That not to exceed \$500 of this appropriation shall be available for deposit in the general fund of the Treasury for cost of penalty mail as required by section 2 of the Act of June 28, 1944 (Public Law 364).] (19 U. S. C. 1518; Act of May 21, 1945, Public Law 61.)

Appropriated 1946, \$13,000

NOTE.—The appropriation under the above title has been transferred to and estimated for under "Salaries and expenses, United States Customs Court." For comparative purposes the amounts appropriated for 1945 and 1946 are shown in the schedule as transfers.

Transferred to "Salaries and expenses, United States Customs Court": 1946, \$13,000; 1945, \$12,963.

**Printing and Binding, United States Customs Court—**

[Printing and binding: For printing and binding, \$1,000.] (31 U. S. C. 588; Act of May 21, 1945, Public Law 61.)

Appropriated 1946, \$1,000

NOTE.—The appropriation under the above title has been transferred to and estimated for under "Salaries and expenses, United States Customs Court." For comparative purposes the amounts appropriated for 1945 and 1946 are shown in the schedule as transfers.

Transferred to "Salaries and expenses, United States Customs Court": 1946, \$1,000; 1945, \$1,000.

**Salaries and Expenses, United States Customs Court—**

*Salaries and expenses: For salaries of the presiding judge, eight judges, and all other officers and employees of the court, and all necessary expenses of the court including the purchase and exchange of books and periodicals, stationery, supplies, traveling expenses, printing and binding, and for such other miscellaneous expenses as may be approved by the presiding judge, \$295,700: Provided, That traveling expenses of judges of the Customs Court shall be paid upon the written certificate of the judge: Provided further, That not to exceed \$500 of this appropriation shall be available for deposit in the general fund of the Treasury for cost of penalty mail as required by section 2 of the Act of June 28, 1944 (Public Law 364). (19 U. S. C. 1518; 28 U. S. C. 296, 297; 31 U. S. C. 588; Act of May 21, 1945, Public Law 61.)*

Estimate 1947, \* \$295,700

\* Transferred from appropriations as follows:  
 "Salaries, United States Customs Court"..... \$281,700  
 "Contingent expenses, United States Customs Court"..... 13,000  
 "Printing and binding, United States Customs Court"..... 1,000

For comparative purposes the amounts available for 1945 and 1946 are shown in the schedule as transfers.

By objects	Obligations					
	Estimate, 1947		Estimate, 1946		Actual, 1945	
	Man-years	Total salary	Man-years	Total salary	Man-years	Total salary
<b>PERSONAL SERVICES, FIELD</b>						
Professional service:						
Grade 9. In excess of \$9,800:						
Presiding judge.....	1	\$10,000	1	\$10,000	1	\$10,000
Judge.....	8	80,000	8	80,000	7.6	75,500
Grade 4. Range \$4,300 to \$5,180:						
Secretary-law clerk.....	9	38,700				
Clerical, administrative, and fiscal service:						
Grade 13. Range \$6,230 to \$7,070:						
Clerk of court.....	1	6,230				
Grade 12. Range \$5,180 to \$6,020:						
Clerk of court.....			1	5,277	1	4,600
Grade 11. Range \$4,300 to \$5,180:						
Court reporter.....	6	25,800				
Grade 10. Range \$3,970 to \$4,630:						
Secretary to presiding judge.....			1	4,059	0.8	2,917
Grade 9. Range \$3,640 to \$4,300:						
Marshal.....	1	4,080	1	4,080	1	3,500
Secretary.....			8	33,791	8	29,641
Grade 8. Range \$3,310 to \$3,970.....	6	21,620	12	42,179	8.4	25,747
Grade 7. Range \$2,980 to \$3,640.....	1	3,090	1	2,984	0.3	852

By objects	Obligations					
	Estimate, 1947		Estimate, 1946		Actual, 1945	
	Man-years	Total salary	Man-years	Total salary	Man-years	Total salary
<b>PERSONAL SERVICES, FIELD—continued</b>						
Clerical, administrative, and fiscal service—Continued						
Grade 6. Range \$2,650 to \$3,310	7	\$20,200	7	\$20,048	3 4	\$8,527
Grade 5. Range \$2,320 to \$2,989	16	42,400	16	41,897	13 6	30,581
Grade 4. Range \$1,902 to \$2,496	3 2	7,174	3 2	7,066	3 6	6,828
Grade 3. Range \$1,902 to \$2,298	1	1,968	1	1,927	0 4	675
Grade 2. Range \$1,704 to \$2,100	2	3,474	2	3,428	3 5	5,010
Crafts, protective, and custodial service: Grade 5. Range \$1,968 to \$2,364	1	2,364	1	2,364	1	1,980
Total permanent, field	63.2	267,100	63.2	259,100	53 6	206,356
Temporary employment, field					0 7	969
Additional compensation, field		14,600		14,400		17,091
01 Personal services (net)	63.2	281,700	63.2	273,500	54.3	224,407
<b>OTHER OBLIGATIONS</b>						
02 Travel		6,000		6,000		5,987
03 Transportation of things		1,500		1,500		661
04 Communication services		1,800		1,800		1,553
Payment for penalty mail		500		500		463
06 Printing and binding		1,000		1,000		487
07 Other contractual services		100		100		39
08 Supplies and materials		1,100		1,100		1,067
09 Equipment		2,000		2,000		1,209
Total other obligations		14,000		14,000		11,406
Grand total obligations		295,700		287,500		235,813
Received by transfer from—						
"Salaries, United States Customs Court"				-273,500		-250,000
"Contingent expenses, United States Customs Court"				-13,000		-12,963
"Printing and binding, United States Customs Court"				-1,000		-1,000
Estimated savings, unobligated balance						28,150
Total estimate or appropriation		295,700				

**COURT OF CLAIMS**

**Salaries, Court of Claims—**

【Salaries: Chief justice and four judges, seven regular and five additional commissioners, and all other officers and employees of the court, \$300,000, including the compensation of stenographers authorized by the court, and for stenographic and other fees and charges necessary in the taking of testimony and in the performance of the duties as authorized by the Act entitled "An Act amending section 2 and repealing section 3 of the Act approved February 24, 1925 (28 U. S. C. 269, 270), entitled 'An Act to authorize the appointment of commissioners by the Court of Claims and to prescribe their powers and compensation', and for other purposes", approved June 23, 1930, and as also amended by an Act approved July 1, 1944.】 (28 U. S. C. 241, 244; 41 U. S. C. 114; Act of May 21, 1945, Public Law 61.)

Appropriated 1946, \$300,000

NOTE.—The appropriation under the above title has been transferred to and estimated for under "Salaries and expenses, Court of Claims." For comparative purposes the amounts available for 1945 and 1946 are shown in the schedule as transfers.

By objects	Obligations		
	Estimate, 1947	Estimate, 1946	Actual, 1945
Transferred to "Salaries and expenses, Court of Claims"		+ \$350,500	+ \$220,000
Excess of obligations over appropriation due to Public Law 106		-50,500	
Total estimate or appropriation		300,000	220,000

**Contingent Expenses, Court of Claims—**

【Contingent expenses: For stationery, court library, repairs, fuel, electric light, traveling expenses, and other miscellaneous expenses, \$45,000: Provided, That not to exceed \$500 of this appropriation shall be available for deposit in the general fund of the Treasury for cost of penalty mail as required by section 2 of the Act of June 28, 1944 (Public Law 364).】 (28 U. S. C. 247; Act of May 21, 1945, Public Law 61.)

Appropriated 1946, \$45,000

NOTE.—The appropriation under the above title has been transferred to and estimated for under "Salaries and expenses, Court of Claims." For comparative purposes the amounts appropriated for 1945 and 1946 are shown in the schedule as transfers.

Transferred to "Salaries and expenses, Court of Claims": 1946, \$45,000; 1945, \$15,463.

**Printing and Binding, Court of Claims—**

【Printing and binding: For printing and binding, \$33,000.】 (31 U. S. C. 588; Act of May 21, 1945, Public Law 61.)

Appropriated 1946, \$33,000

NOTE.—The appropriation under the above title has been transferred to and estimated for under "Salaries and expenses, Court of Claims." For comparative purposes the amounts appropriated for 1945 and 1946 are shown in the schedule as transfers.

Transferred to "Salaries and expenses, Court of Claims": 1946, \$33,000; 1945, \$25,000.

**Salaries and Expenses, Court of Claims—**

Salaries and expenses: For salaries of the chief justice, four judges, seven regular and ten additional commissioners, and all other officers and employees of the court, including the compensation of stenographers authorized by the court, and for stenographic and other fees and charges necessary in the taking of testimony and in the performance of the duties as authorized by the Act entitled "An Act amending section 2 and repealing section 3 of the Act approved February 24, 1925 (28 U. S. C. 269, 270), entitled 'An Act to authorize the appointment of commissioners by the Court of Claims and to prescribe their powers and compensation', and for other purposes", approved June 23, 1930, and as also amended by an Act approved July 1, 1944; and all necessary expenses of the court including the cost of stationery, court library, repairs, fuel, electric light, traveling expenses, printing and binding, and other miscellaneous expenses, \$543,580: Provided, That not to exceed \$500 of this appropriation shall be available for deposit in the general fund of the Treasury for cost of penalty mail as required by section 2 of the Act of June 28, 1944 (Public Law 364). (28 U. S. C. 241, 244, 247; 31 U. S. C. 588; 41 U. S. C. 114; Act of May 21, 1945, Public Law 61.)

Estimate 1947, \$543,580

• Transferred from appropriations as follows:		
"Salaries, Court of Claims"	\$428,430	
"Contingent expenses, Court of Claims"	77,150	
"Printing and binding, Court of Claims"	38,000	
For comparative purposes the amounts available for 1945 and 1946 are shown in the schedule as transfers.		

By objects	Obligations					
	Estimate, 1947		Estimate, 1946		Actual, 1945	
	Man-years	Total salary	Man-years	Total salary	Man-years	Total salary
<b>PERSONAL SERVICES, FIELD</b>						
Professional service:						
Grade 9. In excess of \$9,800:						
Chief Justice	1	\$12,500	1	\$12,500	1	\$12,500
Judge	4	50,000	4	50,000	4	50,000
Grade 7. Range \$7,175 to \$8,225:						
Commissioner	17	139,825	12	98,700	6	45,000
Clerical, administrative, and fiscal service:						
Grade 14. Range \$7,175 to \$8,225:						
Chief clerk	1	7,963	1	7,963	1	6,500
Senior auditor	3	21,525	2	14,350		
Grade 13. Range \$6,230 to \$7,070:						
Senior auditor	1	6,440	1	6,278	0 7	4,184
Reporter and librarian	1	6,230				
Grade 12. Range \$5,180 to \$6,020:						
Junior auditor	1 8	9,154	0 8	3,974		
Financial officer	1	5,705	1	5,600		
Reporter and librarian			1	6,020	1	5,300
Grade 11. Range \$4,300 to \$5,180:						
Financial officer					1	3,833
Assistant clerk	1	5,070	1	4,960	1	4,175
Administrative assistant	1	4,520	1	4,520		
Secretary to court	1	5,070	1	4,960		
Grade 10. Range \$3,970 to \$4,630:						
Stenographer-law clerk	1	4,300	1	4,190	1	3,600
Grade 8. Range \$3,310 to \$3,970	6	22,136	5	17,980	2	6,200
Grade 7. Range \$2,980 to \$3,640	1	3,640	1	3,606	1	3,075
Grade 6. Range \$2,650 to \$3,310	3	9,477	2	6,188	1	2,675
Grade 5. Range \$2,320 to \$2,980	25	68,044	20	54,147	9	20,752
Crafts, protective, and custodial service:						
Grade 5. Range \$1,968 to \$2,364	2	4,200	2	4,068	2	3,360
Grade 4. Range \$1,770 to \$2,166	12	23,159	11	20,664	11	16,998
Unclassified	2	1,512	2	1,512	2	1,080
Total permanent, field	84.8	406,830	70.8	332,180	44.7	189,232
Temporary employment, field			0 5	720		
Additional compensation, field		21,600		17,600		13,988
01 Personal services (net)	84.8	428,430	71.3	350,500	44.7	203,220
<b>OTHER OBLIGATIONS</b>						
02 Travel		20,000		14,000		3,563
04 Communication services		1,750		1,400		869
Payment for penalty mail		500		500		463
05 Rents and utility services		35,000		20,000		1,501
06 Printing and binding		38,000		33,000		24,762
07 Other contractual services		1,000		900		635
08 Supplies and materials		5,500		4,800		3,042
09 Equipment		13,400		3,400		1,219
Total other obligations		115,150		78,000		36,054
Grand total obligations		543,580		428,500		239,274



**Probation System, United States Courts—**

Probation system, United States courts: For salaries of probation officers and their clerical assistants, as authorized by the Act entitled "An Act to amend the Act of March 4, 1925, chapter 521, and for other purposes", approved June 6, 1930 (18 U. S. C. 726), **[\$1,173,000] \$1,472,800**; *Provided*, That nothing herein contained shall be construed to abridge the right of the district judges to appoint probation officers, or to make such orders as may be necessary to govern probation officers in their own courts; *Provided further*, That no part of this appropriation shall be used to pay the salary or expenses of any probation officer who, in the judgment of the senior or presiding judge certified to the Attorney General, fails to carry out the official orders of the Attorney General with respect to supervising or furnishing information concerning any prisoner released conditionally or on parole from any Federal penal or correctional institution. (*Act of May 21, 1945, Public Law 61.*)

Estimate 1947, **\$1,472,800**                      Appropriated 1946, **\$1,173,000**

By objects	Obligations					
	Estimate, 1947		Estimate, 1946		Actual, 1945	
	Man-years	Total salary	Man-years	Total salary	Man-years	Total salary
<b>PERSONAL SERVICES, FIELD</b>						
Professional service:						
Grade 4. Range \$4,300 to \$5,180:						
Probation officer.....	12	\$53,800	12	\$53,800		
Grade 3. Range \$3,640 to \$4,300:						
Probation officer.....	79	296,850	79	296,850	29.1	\$99,478
Grade 2. Range \$2,980 to \$3,640:						
Probation officer.....	159	513,538	159	513,538	93.8	268,369
Subprofessional service:						
Grade 7. Range \$2,650 to \$3,310:						
Probation officer.....	24	64,510	24	64,510	120.6	290,686
Grade 6. Range \$2,320 to \$2,980:						
Probation officer.....					0.5	925
Clerical, administrative, and fiscal service:						
Grade 5. Range \$2,320 to \$2,980:						
Clerical.....	25	58,000	25	58,000		
Grade 4. Range \$2,100 to \$2,496:						
Clerical.....	49	103,356	49	103,356	12.8	23,660
Grade 3. Range \$1,902 to \$2,258:						
Clerical.....	111	220,122	111	220,122	38.8	96,134
Grade 2. Range \$1,704 to \$2,100:						
Clerical.....	13	22,776	13	22,776	119	178,295
Unclassified.....	2	2,448	2	2,448	1.9	1,490
Total permanent, field.....	474	1,335,400	474	1,335,400	416.5	929,037
Temporary employment, field.....	7	11,800	7	11,800	11.4	16,413
Additional compensation, field.....		122,000		122,000		149,201
Additional pay for foreign service, field.....		3,600		3,600		2,806
01 Personal services (net).....	481	1,472,800	481	1,472,800	427.0	1,097,457
Excess of obligations over appropriation due to Public Law 106.....				-290,800		
Estimated savings, unobligated balance.....						39,943
Total estimate or appropriation.....		1,472,800		1,173,000		1,137,400

**Salaries of Clerks, United States Courts—**

Salaries of clerks: For salaries of clerks as authorized by the Act of December 7, 1944 (Public Law 468), and Acts of March 3, 1911, and March 3, 1891, as amended (28 U. S. C. 224 and 547), **[\$200,000] \$346,500**. (*28 U. S. C. 9; Act of May 21, 1945, Public Law 61; Act of Dec. 28, 1945, Public Law 269.*)

Estimate 1947, **\$346,500**                      Appropriated 1946, **\$220,000**

\* Includes \$20,000 appropriated in the First Deficiency Appropriation Act, 1946.

By objects	Obligations					
	Estimate, 1947		Estimate, 1946		Actual, 1945	
	Man-years	Total salary	Man-years	Total salary	Man-years	Total salary
<b>PERSONAL SERVICES, FIELD</b>						
Ungraded.....	150	\$315,000	122.1	\$256,409		
Additional compensation, field.....		31,500		25,600		
01 Personal services (net).....	150	346,500	122.1	282,000		
Excess of obligations over appropriation due to Public Law 106.....				-62,000		
Total estimate or appropriation.....		346,500		220,000		

**Fees of Commissioners, United States Courts—**

Fees of commissioners: For fees of the United States commissioners and other committing magistrates acting under section 1014, Revised Statutes (18 U. S. C. 591), including fees and expenses of conciliation commissioners, United States courts, including the objects and subject to the conditions specified for such fees and expenses of conciliation commissioners in the Department of Justice Appropriation Act, 1937, **[\$450,000] \$560,000**. (*28 U. S. C. 526, 597, 599; Act of May 21, 1945, Public Law 61.*)

Estimate 1947, **\$560,000**                      Appropriated 1946, **\$450,000**

By objects	Obligations		
	Estimate, 1947	Estimate, 1946	Actual, 1945
United States commissioners.....	\$455,000	\$455,000	\$337,000
Conciliation commissioners.....	60,000	60,000	45,000
Additional compensation.....	45,000	45,000	52,000
01 Personal services (net).....	560,000	560,000	434,000
Excess of obligations over appropriation due to Public Law 106.....		-110,000	
Total estimate or appropriation.....	560,000	450,000	434,000

**Fees of Jurors, United States Courts—**

Fees of jurors: For mileage and per diems of jurors; meals and lodging for jurors when ordered by the court, and meals and lodging for jurors in Alaska, as provided by section 193, title II, of the Act of June 6, 1900 (31 Stat. 362), and compensation for jury commissioners, \$5 per day, not exceeding three days for any one term of court, **\$1,600,000**; *Provided*, That the compensation of jury commissioners for the District of Columbia shall conform to the provisions of title 18, chapter 10, section 311, of the Code of the District of Columbia, but such compensation shall not exceed \$250 each per annum. (*28 U. S. C. 600-600b, 600d, 602, 608; 48 U. S. C. 25; Act of May 21, 1945, Public Law 61.*)

Estimate 1947, **\$1,600,000**                      Appropriated 1946, **\$1,600,000**

By objects	Obligations		
	Estimate, 1947	Estimate, 1946	Actual, 1945
07 Other contractual services:			
Per diems, jurors.....	\$1,300,000	\$1,300,000	\$1,198,030
Per diems, jury commissioners.....	6,000	6,000	4,780
Mileage fees, jurors.....	275,000	275,000	248,121
Meals and lodgings, jurors.....	19,000	19,000	17,965
Grand total obligations.....	1,600,000	1,600,000	1,468,896
Estimated savings, unobligated balance.....			131,104
Total estimate or appropriation.....	1,600,000	1,600,000	1,600,000

**Miscellaneous Salaries, United States Courts—**

Miscellaneous salaries: For salaries of all officials and employees of the Federal judiciary, not otherwise specifically provided for, **[\$1,400,000] \$1,774,500**; *Provided*, That the compensation of secretaries and law clerks of circuit and district judges (exclusive of any [temporary] additional compensation under the *Federal Employees Pay Act of 1945* and any other acts of similar purport subsequently enacted) shall be fixed by the Director of the Administrative Office without regard to the Classification Act of 1923, as amended, except that the salary of a secretary shall conform with that of the main (CAF-4), senior (CAF-5), or principal (CAF-6) clerical grade, or assistant (CAF-7), or associate (CAF-8) administrative grade, as the appointing judge shall determine, and the salary of a law clerk shall conform with that of the junior (P-1), assistant (P-2), associate (P-3), full (P-4), or senior (P-5) professional grade, as the appointing judge shall determine, subject to review by the judicial council of the circuit if requested by the Director, such determination by the judge otherwise to be final; *Provided further*, That (exclusive of any [temporary] additional compensation under the *Federal Employees Pay Act of 1945* and any other acts of similar purport subsequently enacted) the aggregate salaries paid to secretaries and law clerks appointed by one judge shall not exceed \$6,500 per annum, except in the case of the senior circuit judge of each circuit and senior district judge of each district having five or more district judges, in which case the aggregate salaries shall not exceed \$7,500. (*28 U. S. C. 222a; 48 U. S. C. 1305, 1344; Act of May 21, 1945, Public Law 61.*)

Estimate 1947, **\$1,774,500**                      Appropriated 1946, **\$1,400,000**

By objects	Obligations					
	Estimate, 1947		Estimate, 1946		Actual, 1945	
	Man-years	Total salary	Man-years	Total salary	Man-years	Total salary
<b>PERSONAL SERVICES, FIELD</b>						
Professional service:						
Grade 4. Range \$4,300 to \$5,180:						
Motions commissioner.....	1	\$4,960	1	\$4,960	1	\$4,200
Grade 3. Range \$3,640 to \$4,300:						
Economist.....	1	3,750	1	3,750	1	3,200
Grade 2. Range \$2,980 to \$3,640:						
Economist.....					98	259,466

MISCELLANEOUS ITEMS OF EXPENSE—Continued

Miscellaneous Salaries, United States Courts—Continued

By objects	Obligations					
	Estimate, 1947		Estimate, 1946		Actual, 1945	
	Man-years	Total salary	Man-years	Total salary	Man-years	Total salary
<b>PERSONAL SERVICES, FIELD—continued</b>						
Clerical, administrative, and fiscal service: Grade 14. Range \$7,175 to \$8,225: Veterans commissioner.....	1	\$8,225	1	\$8,225	1	\$7,500
Grade 13. Range \$6,230 to \$7,070: Clerk, Emergency Court of Appeals. Grade 12. Range \$5,180 to \$6,020: Assignment commissioner.....	1	6,440	1	6,440	1	5,600
Grade 10. Range \$3,970 to \$4,300: Marshal Deputy clerk, Emergency Court of Appeals.....	1	4,520	1	4,490	1	3,875
Grade 9. Range \$3,640 to \$4,300: Deputy clerk, Emergency Court of Appeals.....	1	3,970	1	3,970	0.7	2,479
Grade 8. Range \$3,310 to \$3,970: Domestic relations commissioner.....	1	3,860	1	3,860	0.3	1,117
Grade 7. Range \$2,980 to \$3,640: Grade 6. Range \$2,650 to \$3,310: Grade 5. Range \$2,320 to \$2,980: Grade 4. Range \$1,990 to \$2,650: Grade 3. Range \$1,704 to \$2,100: Grade 1. Range \$1,506 to \$1,902: Unclassified.....	1	3,750	1	3,665	1	3,300
	1	3,640	1	3,640	1	3,100
	1	3,420	1	3,335	245	663,574
	5	14,570	5	14,172	3.9	9,325
	20	51,680	20	51,181	16.1	35,130
	4	8,796	4	8,760	4	7,396
	2	4,002	2	4,002	2	3,360
	3	5,838	3	5,787	2.1	3,360
	1	1,770	1	1,719	1	1,330
Crafts, protective, and custodial service: Grade 8. Range \$2,540 to \$3,200: Grade 6. Range \$2,166 to \$2,562: Grade 4. Range \$1,770 to \$2,166: Grade 3. Range \$1,572 to \$1,902: Unclassified.....	1	3,200	1	3,022	1	2,450
	1	2,430	1	2,384	1	1,965
	1	1,968	1	1,932	1	1,590
	46	80,978	46	80,838	17.9	25,890
	5	7,630	5	7,630	9.5	16,907
Total permanent, field.....	100	234,997	100	233,372	412.5	1,073,414
Clerk hire, circuit and district judges.....	414	1,378,255	414	1,365,660		
Temporary employment, field.....	4	11,480	4	11,480	8.4	19,839
Additional compensation, field.....		144,000		142,520		166,236
Additional pay for foreign service, field.....		5,768		5,768		5,244
01 Personal services (net).....	518	1,774,500	518	1,758,800	420.9	1,264,733
Excess of obligations over appropriation due to Public Law 106.....				-358,800		
Estimated savings, unobligated balance.....						63,152
Total estimate or appropriation.....		1,774,500		1,400,000		1,327,885

Miscellaneous Expenses, United States Courts—

Miscellaneous expenses (other than salaries): For miscellaneous expenses of the United States courts and their officers; purchase of lawbooks, books of reference, and periodicals; purchase of firearms and ammunition; purchase of envelopes without regard to the Act of June 26, 1906 (34 Stat. 476); and not to exceed \$84,000 for deposit in the general fund of the Treasury for cost of penalty mail for the United States courts and the Administrative Office of the United States Courts as required by section 2 of the Act of June 28, 1944 (Public Law 364); \$540,000. (18 U. S. C. 726; 28 U. S. C. 222a, 446, 544, 563, 566; Act of May 21, 1945, Public Law 61.)

Estimate 1947, \$540,000      Appropriated 1946, \$540,000

By objects	Obligations		
	Estimate, 1947	Estimate, 1946	Actual, 1945
03 Transportation of things.....	\$7,000	\$7,000	\$6,103
04 Communication services: Payment for penalty mail.....	130,000	130,000	129,000
05 Rents and utility services.....	84,000	84,000	77,700
07 Other contractual services: Psychiatric examinations.....	3,000	3,000	2,869
	4,000	4,000	2,817
	30,000	30,000	
	14,000	14,000	13,598
08 Supplies and materials.....	65,000	65,000	48,986
09 Equipment.....	203,000	203,000	157,130
Grand total obligations.....	540,000	540,000	438,203
Estimated savings, unobligated balance.....			35,497
Total estimate or appropriation.....	540,000	540,000	473,700

Traveling Expenses, United States Courts—

Traveling expenses: For all necessary traveling expenses, not otherwise provided for, incurred by the Judiciary, including traveling expenses of probation officers and their clerks, and transfer of household goods and effects as provided by the Act of October 10, 1940, \$620,000: Provided, That this sum shall be available, in an

amount not to exceed **[\$4,000] \$6,000**, for expenses of attendance at meetings concerned with the work of Federal probation when incurred on the written authorization of the Director of the Administrative Office of the United States Courts: *Provided further*, That United States probation officers may be allowed, in lieu of actual expenses of transportation, not to exceed 4 cents per mile for the use of their own automobiles for transportation when traveling on official business within the city limits of their official station. (5 U. S. C. 823; 28 U. S. C. 9, 9c, 222a, 374, 444-450, 560, 562; Act of May 21, 1945, Public Law 61.)

Estimate 1947, \$620,000      Appropriated 1946, \$620,000

By objects	Obligations		
	Estimate, 1947	Estimate, 1946	Actual, 1945
02 Travel: Judges.....	\$170,000	\$170,000	\$165,372
Clerks.....	90,000	90,000	82,246
Probation officers.....	200,000	200,000	178,481
Law clerks.....	30,000	30,000	15,238
Secretaries to judges.....	55,000	55,000	50,935
Criers.....	30,000	30,000	467
Court reporters.....	40,000	40,000	
Transporting juries.....	5,000	5,000	4,037
Grand total obligations.....	620,000	620,000	496,776
Estimated savings, unobligated balance.....			66,724
Total estimate or appropriation.....	620,000	620,000	563,500

Printing and Binding, Administrative Office and United States Courts—

Printing and binding: For printing and binding for the Administrative Office and Courts of the United States, \$89,000. (31 U. S. C. 588; 28 U. S. C. 444-450; Act of May 21, 1945, Public Law 61.)

Estimate 1947, \$89,000      Appropriated 1946, \$89,000

By objects	Obligations		
	Estimate, 1947	Estimate, 1946	Actual, 1945
06 Printing and binding.....	\$89,000	\$89,000	\$79,003
Estimated savings, unobligated balance.....			9,997
Total estimate or appropriation.....	89,000	89,000	89,000

Salaries of Court Reporters, United States Courts—

Salaries, court reporters: For salaries of court reporters for the district courts of the United States, as authorized by the Act of January 20, 1944 (Public Law 222), **[\$700,000] \$820,000**. (28 U. S. C. 9a-d; Act of May 21, 1945, Public Law 61.)

Estimate 1947, \$820,000      Appropriated 1946, \$700,000

By objects	Obligations					
	Estimate, 1947		Estimate, 1946		Actual, 1945	
	Man-years	Total salary	Man-years	Total salary	Man-years	Total salary
<b>PERSONAL SERVICES, FIELD</b>						
Ungraded: Rate of \$5,200: Court reporter-secretary.....	1	\$5,200	0.9	\$4,470		
Rate of \$5,000: Court reporter.....	55	275,000	46.4	231,900		
Rate of \$4,500: Court reporter-secretary.....	11	49,500	9.5	42,800		
Court reporter.....	28	126,000	23.5	105,750		
Rate of \$4,000: Court reporter-secretary.....	1	4,000	0.8	3,200		
Court reporter-secretary-law clerk.....	3	12,000	2.6	10,360		
Court reporter.....	32	128,000	29.7	119,250		
Rate of \$3,600: Court reporter-secretary.....	1	3,600	0.9	3,240		
Court reporter.....	37	133,200	31.8	114,390		
Rate of \$3,500: Court reporter-secretary.....	1	3,500	0.8	2,800		
Court reporter.....	20	60,000	20.6	61,840		
Total permanent, field.....	190	800,000	167.5	700,000		
Temporary employment, field.....	5	20,000				
Total estimate or appropriation.....	195	820,000	167.5	700,000		

Total, other Federal courts, annual appropriations, general account:

Estimate 1947, \$15,499,230      Appropriated 1946, \$13,489,600



**ADMINISTRATIVE OFFICE OF THE UNITED STATES COURTS**

**Salaries, Administrative Office, United States Courts—**

Salaries: For the Director of the Administrative Office of the United States Courts, the Assistant Director, and for other personal services in the District of Columbia and elsewhere, as may be necessary to enable the Director to carry into effect the provisions of the Act entitled "An Act to provide for the administration of the United States courts, and for other purposes", approved August 7, 1939 (53 Stat. 1223), **[\$249,000]** \$295,200: *Provided*, That in expending appropriations or portions of appropriations contained in this Act for the payment of personal services in the District of Columbia, the Director shall fix compensation according to the Classification Act of 1923, as amended. (28 U. S. C. 444-450; Act of May 21, 1945, Public Law 61.)

Estimate 1947, **\$295,200** Appropriated 1946, **\$249,000**

By objects	Obligations					
	Estimate, 1947		Estimate, 1946		Actual, 1945	
	Man-years	Total salary	Man-years	Total salary	Man-years	Total salary
<b>PERSONAL SERVICES, DEPARTMENTAL</b>						
Professional service:						
Grade 9. In excess of \$9,800:						
Director.....	1	\$10,000	1	\$10,000	1	\$10,000
Grade 7. Range \$7,175 to \$8,225:						
Assistant director.....	1	8,225	1	8,225	1	7,500
Chief, division of procedural studies and statistics.....	1	7,700	1	7,700	1	6,813
Grade 6. Range \$6,230 to \$7,070:						
Chief, bankruptcy division.....	1	6,440	1	6,440	1	5,750
Chief, probation system.....	1	5,440	1	6,440	1	5,600
Grade 5. Range \$5,180 to \$6,020:						
Statistician.....	1	5,180	1	5,180	1	4,803
Assistant chief, division of procedural studies and statistics.....	1	5,180	1	5,180	1	4,600
Grade 3. Range \$3,640 to \$1,300:						
Assistant chief, bankruptcy division.....	1	3,750	1	3,695	0.8	2,700
Assistant chief, probation system.....	1	3,750	1	3,750	1	3,822
Associate attorney.....	2	7,280	2	7,280	0.1	279
Grade 2. Range \$2,980 to \$3,640	1	2,980	1	2,980	0.5	1,300
Clerical, administrative, and fiscal service:						
Grade 12. Range \$5,180 to \$6,020:						
Service officer.....	1	5,600	1	5,600	1	4,800
Chief auditor.....	1	5,600	1	5,600	1	4,800
Budget and accounting officer.....	1	5,390	1	5,350	1	4,600
Grade 9. Range \$3,640 to \$4,300:						
Assistant chief auditor.....	1	4,080	1	4,080	1	3,525
Personnel officer.....	1	4,080	1	4,050	1	3,475
Assistant service officer.....	1	3,860	1	3,860	1	3,300
Fiscal accountant.....	1	3,750	1	3,653	0.2	498
Administrative analyst.....	1	3,640	1	3,640	0.8	2,400
Auditor.....	1	3,610	1	3,640	0.6	1,930
Grade 8. Range \$3,310 to \$3,970	1	3,420	1	3,323	1	2,705
Grade 7. Range \$2,980 to \$3,640	1	3,310	1	3,255	1	2,750
Grade 6. Range \$2,650 to \$3,310	9	25,060	9	24,658	8.6	20,095
Grade 5. Range \$2,320 to \$2,980	13	31,700	13	31,099	11.3	22,853
Grade 4. Range \$2,100 to \$2,496	25	54,293	25	53,743	21.5	39,052
Grade 3. Range \$1,902 to \$2,298	14	27,750	14	27,486	16.2	26,521
Grade 2. Range \$1,704 to \$2,100	16	28,580	16	28,244	15.1	22,111
Crafts, protective, and custodial service:						
Grade 3. Range \$1,572 to \$1,902	8	12,972	8	12,799	6.7	8,703
Total permanent, departmental.....	108	293,650	108	290,950	98.4	227,195
Temporary employment, departmental.....					0.1	143
Additional compensation, departmental.....		1,550		1,550		32,627
01 Personal services (net).....	108	295,200	108	292,500	98.5	259,965
Excess of obligations over appropriation due to Public Law 106.....				-43,500		
Estimated savings, unobligated balance.....						23,735
Total estimate or appropriation.....		295,200		249,000		283,700

**Miscellaneous Expenses, Administrative Office, United States Courts—**

Miscellaneous expenses: For stationery, supplies, materials and equipment, freight, express, and drayage charges, washing towels, advertising, purchase of lawbooks and books of reference, periodicals and newspapers, communication service and postage; for the maintenance, repair, and operation of one motor-propelled delivery truck; for rent in the District of Columbia, and elsewhere; for official traveling expenses, including examination of estimates for appropriations in the field, and other miscellaneous expenses, not otherwise provided for, necessary to effectively carry out the provisions of the Act providing for the administration of the United States courts, and for

other purposes; **[\$26,000]** \$30,500. (28 U. S. C. 444-450; Act of May 21, 1945, Public Law 61.)

Estimate 1947, **\$30,500** Appropriated 1946, **\$26,000**

By objects	Obligations		
	Estimate, 1947	Estimate, 1946	Actual, 1945
02 Travel.....	\$10,000	\$10,000	\$6,530
04 Communication services.....	3,100	3,100	3,027
05 Rents and utility services.....	5,500	1,000	984
07 Other contractual services.....	900	900	654
08 Supplies and materials.....	6,000	6,000	5,695
09 Equipment.....	5,000	5,000	2,433
Grand total obligations.....	30,500	26,000	19,323
Estimated savings, unobligated balance.....			4,677
Total estimate or appropriation.....	30,500	26,000	24,000

As used in this title, the term "circuit court of appeals" includes the United States Court of Appeals for the District of Columbia; the term "senior circuit judge" includes the Chief Justice of the United States Court of Appeals for the District of Columbia; the term "circuit judge" includes associate justice of the United States Court of Appeals for the District of Columbia; and the term "judge" includes justice. (Act of May 21, 1945, Public Law 61.)

The reports of the United States Court of Appeals for the District of Columbia shall not be sold for a price exceeding that approved by the court and for not more than \$6.50 per volume: *Provided*, That all books purchased hereunder for United States judges and other judicial officers shall be marked plainly "The Property of the United States", and such books shall in all cases be transmitted to their successors in office. (Act of May 21, 1945, Public Law 61.)

Total, Administrative Office of the United States Courts, annual appropriations, general account:

Estimate 1947, **\$325,700** Appropriated 1946, **\$275,000**

**Claims, Judgments, and Private Relief Acts—**

13 Refunds, awards, and indemnities: Obligations—1945, \$600.57.

Total, The Judiciary, annual appropriations, general account:

Estimate 1947, **\$16,584,330** Appropriated 1946, **\$14,410,400**

**Trust account:**

**Fees and Other Collections, Clerks of United States District Courts—**

Appropriated 1946, **\$4,282,000**  
Revised 1946, **\$0**

13 Refunds, awards, and indemnities: Obligations—1945, \$3,835,444.

SEC. 601. No part of any appropriation contained in this Act shall be used to pay the salary or wages of any person who advocates, or who is a member of an organization that advocates, the overthrow of the Government of the United States by force or violence: *Provided*, That for the purposes hereof an affidavit shall be considered prima facie evidence that the person making the affidavit does not advocate, and is not a member of an organization that advocates, the overthrow of the Government of the United States by force or violence: *Provided further*, That any person who advocates, or who is a member of an organization that advocates, the overthrow of the Government of the United States by force or violence and accepts employment, the salary or wages for which are paid from any appropriation contained in this Act, shall be guilty of a felony and, upon conviction, shall be fined not more than \$1,000 or imprisoned for not more than one year, or both: *Provided further*, That the above penalty clause shall be in addition to, and not in substitution for, any other provisions of existing law. (Act of May 21, 1945, Public Law 61.)





## EXECUTIVE OFFICE OF THE PRESIDENT AND INDEPENDENT OFFICES

### *Summary of estimates of appropriation for the fiscal year 1947, compared with appropriations for the fiscal year 1946*

[The 1947 Budget estimates make specific provision for additional costs made necessary by pay legislation enacted near the close of the fiscal year 1945. The 1946 appropriations did not make specific provision for any such costs and thus the appropriations shown below are not comparable with the 1947 estimates to whatever extent deficiency appropriations may be necessary to meet these added costs]

Bureau or subdivision	1947 Budget estimates	1946 appropriations	Increase (+) or decrease (-), 1947 estimates over 1946 appropriations
<b>GENERAL AND SPECIAL ACCOUNTS</b>			
<b>Executive Office of the President:</b>			
Compensation of the President.....	\$75,000	\$75,000	-----
The White House Office.....	883,660	312,588	+\$571,072
Executive Mansion and grounds.....	184,000	1,871,940	-1,687,940
Bureau of the Budget.....	4,052,500	2,729,357	+1,323,143
<b>Total, Executive Office of the President.....</b>	<b>5,195,160</b>	<b><sup>1</sup> 4,988,885</b>	<b>+206,275</b>
Emergency funds appropriated to the President.....	(2)	(2)	-----
<b>Independent offices:</b>			
American Battle Monuments Commission.....	273,500	42,000	+231,500
American Commission for the Protection and Salvage of Artistic and Historic Monuments in War Areas.....	-----	40,000	-40,000
<b>Civil Service Commission:</b>			
General administrative expenses.....	11,965,000	15,975,882	-4,010,882
Civil Service, Canal Zone, and Alaska Railroad retirement and disability funds and Panama Canal construction annuity fund (appropriated funds).....	223,308,000	248,347,000	-25,039,000
<b>Total, Civil Service Commission.....</b>	<b>235,273,000</b>	<b>264,322,882</b>	<b>-29,049,882</b>
Federal Communications Commission.....	6,086,000	5,397,900	+688,100
Federal Deposit Insurance Corporation.....	(4,292,000)	(3,308,412)	(+983,588)
<b>Federal Power Commission:</b>			
Administrative expenses.....	3,707,000	2,644,500	+1,062,500
Payments to States (permanent).....	26,000	24,750	+1,250
<b>Total, Federal Power Commission.....</b>	<b>3,733,000</b>	<b>2,669,250</b>	<b>+1,063,750</b>
Federal Trade Commission.....	2,619,400	1,941,833	+677,567
Filipino Rehabilitation Commission.....	-----	50,000	-50,000
Foreign service pay adjustment.....	-----	950,000	-950,000
General Accounting Office.....	40,925,000	37,150,780	+3,774,220
Interstate Commerce Commission.....	9,790,000	8,119,338	+1,670,662
Interstate Commission on the Potomac River Basin.....	10,000	-----	+10,000
National Advisory Committee for Aeronautics.....	26,508,000	26,014,393	+793,607
National Archives.....	1,226,000	920,964	+305,036
National Capital Housing Authority.....	17,500	17,400	+100
National Capital Park and Planning Commission.....	867,750	393,994	+473,756
National Labor Relations Board.....	4,746,900	3,901,930	+844,970
National Mediation Board.....	744,800	640,300	+104,500
<b>Railroad Retirement Board:</b>			
General administrative expenses.....	2,765,800	2,222,000	+543,800
Railroad retirement appropriated account.....	298,233,000	291,913,000	+6,320,000
Railroad unemployment insurance administration fund (permanent).....	10,000,000	12,000,000	-2,000,000
<b>Total, Railroad Retirement Board.....</b>	<b>310,998,800</b>	<b>306,135,000</b>	<b>+4,863,800</b>
Securities and Exchange Commission.....	5,241,000	4,309,200	+931,800

<sup>1</sup> Excludes \$908,627,233 appropriated for the emergency war agencies, the details of which will be shown in a supplementary budget in the spring of 1946.

<sup>2</sup> Reappropriation of balances of prior year appropriations, \$69,095,375 for 1946 and \$5,000,000 for 1947. Appropriations in the amount of \$2,650,000,000 for defense aid and \$1,300,000,000 for United Nations Relief and Rehabilitation Administration not reflected in this statement will be shown in a supplementary budget in the spring of 1946.

Summary of estimates of appropriation for the fiscal year 1947, compared with appropriations for the fiscal year 1946—Continued

[The 1947 Budget estimates make specific provision for additional costs made necessary by pay legislation enacted near the close of the fiscal year 1945. The 1946 appropriations did not make specific provision for any such costs and thus the appropriations shown below are not comparable with the 1947 estimates to whatever extent deficiency appropriations may be necessary to meet these added costs]

Bureau or subdivision	1947 Budget estimates	1946 appropriations	Increase (+) or decrease (-), 1947 estimates over 1946 appropriations
<b>GENERAL AND SPECIAL ACCOUNTS—Continued</b>			
<b>Independent offices—Continued</b>			
Smithsonian Institution:			
Salaries and expenses, Smithsonian Institution.....	\$1,496,800	\$1,101,061	+\$395,739
Salaries and expenses, National Gallery of Art.....	784,000	583,207	+200,793
Expenses of Smithsonian Institution, interest account (permanent).....	60,000	60,000	-----
Expenses of National Gallery of Art, interest account (permanent).....	200,000	200,000	-----
Total, Smithsonian Institution.....	2,540,800	1,944,268	+596,532
Tariff Commission.....	1,165,000	833,410	+331,590
The Tax Court of the United States.....	583,800	525,675	+58,125
United States Employees' Compensation Commission.....	13,315,000	\$ 22,762,000	-9,447,000
United States Maritime Commission.....	(4)	(4)	-----
Veterans Administration:			
Salaries and expenses.....	557,287,000	227,675,000	+329,612,000
Printing and binding.....	2,000,000	2,140,000	-140,000
Penalty mail costs.....	3,500,000	614,250	+2,885,750
Army and Navy pensions.....	1,905,000,000	1,080,150,000	+824,850,000
Readjustment benefits.....	2,148,387,000	295,000,000	+1,853,387,000
Military and naval insurance.....	1,472,000	18,000,000	-16,528,000
Hospital and domiciliary facilities.....	147,442,500	242,820,000	-95,377,500
National service life insurance appropriated funds.....	169,535,000	1,828,000,000	-1,658,465,000
Soldiers' and sailors' civil relief.....		400,000	-400,000
Total, Veterans Administration.....	4,934,623,500	3,694,799,250	+1,239,824,250
Total, independent offices.....	5,601,589,050	\$ 4,383,881,737	+1,217,707,313
Total, general and special accounts.....	5,606,784,210	4,388,870,622	+1,217,913,588
<b>TRUST ACCOUNTS</b>			
<b>Independent offices:</b>			
Canal Zone Biological Area.....	\$3,000	\$5,000	-\$2,000
Civil Service Commission.....	\$ 501,281,723	576,589,062	-75,307,339
Federal Communications Commission.....	12,000	10,000	+2,000
General Accounting Office.....	2,300	2,300	-----
National Archives.....	8,000	10,000	-2,000
National Capital Housing Authority.....	1,114,000	1,066,000	+48,000
National Capital Park and Planning Commission.....		10,000	-10,000
Railroad Retirement Board.....	7 254,910,200	7 379,124,800	-124,214,600
Securities and Exchange Commission.....	12,000	12,000	-----
United States Employees' Compensation Commission.....	56,000	56,000	-----
Veterans Administration.....	\$ 727,831,910	\$ 2,344,832,000	-1,617,000,090
Total, trust accounts.....	1,485,231,133	3,301,717,162	-1,816,486,029

<sup>1</sup> In addition, unexpended balances of prior year appropriations estimated at \$1,991,034 continued available.

<sup>2</sup> Prior year balances estimated in the amount of \$708,870,556 available in 1946 and \$39,209,688 available in 1947.

<sup>3</sup> Excludes \$43,955,400 appropriated for Office of War Mobilization and Reconversion and \$52,000,000 appropriated for Selective Service System; these items will be shown in a supplementary budget in the spring of 1946.

<sup>4</sup> Includes transfers from general accounts above of \$221,494,000 in 1947 and \$246,394,000 in 1946, and \$1,193,000 in 1947 and \$1,220,000 in 1946 transferred from District of Columbia funds.

<sup>5</sup> Includes transfers from general accounts above of \$230,895,200 in 1947 and \$359,250,800 in 1946.

<sup>6</sup> Includes transfers from general accounts above of \$169,535,000 in 1947 and \$1,228,029,726 in 1946.

## EXPLANATORY STATEMENT

## EXECUTIVE OFFICE OF THE PRESIDENT

## THE WHITE HOUSE

These appropriations provide for the compensation of the President, the salaries and expenses of the White House Office, and the cost of maintaining the Executive Mansion and grounds. The President's immediate office provides for the handling of documents and correspondence, in addition to maintaining communication with Congress, the heads of the executive departments and agencies, the press, the radio, and the general public. The White House estimates for 1947 include the cost of the Federal Pay Act and also the employees heretofore detailed from executive agencies. As a result, for the first time the estimates reflect the full cost of the White House Office activities.

## BUREAU OF THE BUDGET

The Bureau of the Budget assists the President in the preparation and administration of the Federal Budget covering the entire fiscal program of the Government. In addition, as a staff agency of the Federal Government, the Bureau makes studies to improve the organization and procedures of Federal agencies; clears departmental recommendations regarding pending legislation, Executive orders, and proclamations; and coordinates Federal statistical services. The increase in the 1947 estimates is required to permit the Bureau to increase its field service, to provide for the transfer to the Bureau of the Federal Board of Hospitalization, for the approval for publication of Government reports, and for the operation of the Government information service.

## INDEPENDENT OFFICES

## AMERICAN BATTLE MONUMENTS COMMISSION

The American Battle Monuments Commission maintains and operates 8 national cemeteries and 11 memorials in France and Belgium, commemorating the services of the American Expeditionary Forces during the First World War. During the period of the German occupation, American personnel were evacuated and the Commission made arrangements with the Governments of France and Belgium for minimum upkeep of properties in these respective countries on a contractual basis. The Paris office was reestablished early in 1945 and the Commission has inventoried damaged and deteriorated properties and resumed administration with the assistance of former native employees. The United States Army continues to have administrative control of the cemetery in England, with all expenses connected therewith borne by the Army. The increase of \$231,800 in the estimate for 1947 is to provide rehabilitation of damaged and deteriorated installations, and transfer of employees from the United States to complete the restaffing of the Paris office and the cemeteries.

## AMERICAN COMMISSION FOR THE PROTECTION AND SALVAGE OF ARTISTIC AND HISTORIC MONUMENTS IN WAR AREAS

The Congress, in providing funds for operation during the fiscal year 1946, stipulated that the provision of funds was for completing the work of the Commission. Accordingly, no funds for the Commission are recommended for 1947.

## CIVIL SERVICE COMMISSION

The Civil Service Commission recruits, selects, and certifies persons for employment in all branches of the Government. Personnel for such civilian establishments as Navy yards, arsenals, air depots, etc., operated by the War and Navy Departments, are selected by "labor boards" appointed by and composed of employees of such establishments and operated under the supervision of the Civil Service Commission in accordance with procedures and rules established by it. The selection of personnel requires, particularly with regard to applicants for the more responsible Government positions, investigations of character, suitability, and past experience.

Through the promulgation of rules and regulations and the issuance of standard procedures, the Commission to a large extent provides direction to all Federal personnel activities. It is responsible for the administration of the Classification Act which required that the duties and responsibilities assigned governmental positions be the basis for equitable salary allocations. It adjudicates appeals from personnel actions taken by Federal agencies and administers a uniform performance rating system.

Responsibility for the administration of the retirement laws for governmental employees, including the employees of the Panama Canal and the Alaska Railroad, is vested in the Commission. In addition, the Commission represents the United States Government in fulfilling the Government's commitments as an employer under the provisions of the Veterans Preference Act.

In the fiscal year 1946, the Commission received its operating funds under two appropriations, one of which, "Salaries and expenses (national defense)," will not be continued in 1947. During the fiscal year 1947 the transition from war-service procedures should be completed. Federal employment and placements are expected to decrease during the fiscal year 1947 but the replacement of war-service appointees with permanent status personnel will continue during at least a part of the year. Activities imposed by the Veterans Preference Act are expected to continue at a high level.

The decrease of \$4,010,882 in the Budget for general administrative expenses for 1947 results primarily from anticipated decreases in placements and investigations.

Appropriations are made annually toward the Government's share of providing benefits to the participants in the retirement and disability benefits provided by law for the Federal service. These appropriations and the contributions made by the participating employees provide the trust funds from which benefits are paid. A decrease of \$25,039,000 in the total requirement for retirement funds is estimated for 1947. This decrease is the result of reductions of \$24,900,000 in the Civil Service Retirement and Disability Fund and of \$139,000 for the Panama Canal Construction Annuity Fund. The decrease results primarily from the anticipated sharp reduction in Federal employment.

## FEDERAL COMMUNICATIONS COMMISSION

The Federal Communications Commission is the regulatory agency with jurisdiction over interstate and international communications by wire and radio. It administers the Communications Act of 1934, as amended, all international treaties, conventions, conferences, and agreements which relate to electric communication, and advises

the State Department on the technical aspects of international communications. The Commission also handles technical matters for the Interdepartmental Radio Advisory Committee, which advises the President on the assignment of frequencies for use by Government agencies.

The work of the Commission may be roughly grouped in two categories—radio and common carrier. The regulation of radio requires the allocation of the radio spectrum among the many services, the assignment of frequencies to specific users, the licensing of operators, the prescribing of engineering standards, and monitoring. The Commission is required to regulate common carriers in matters of interstate and international tariffs, physical connections, through routes and charges, constructions and abandonments, mergers, service, and depreciation. It also has jurisdiction over uniform accounting, valuation, and reporting of operations for common carriers.

During the war the speed of technological developments in radio, a speed that had been remarkable before the war, was greatly accelerated. As a result of these recent developments outstanding advancements are occurring in the communications industry. Within a few years there will be in existence several times as many broadcast stations—standard, F. M., television, and others—as now exist. The safety and special service transmitters—police, fire, aircraft, ship, citizens, railroads, and others—will increase from a few thousand to a few hundred thousand. There will be striking advancements from the commercial applications of radar and other electronic developments of the war. The changes among common carriers will be equally great. Western Union is planning to replace its entire outside plant of wire lines and poles with a radio relay system. The Bell Telephone System has announced plans for a \$2 billion expansion, involving radio relay systems, coaxial cables, and multiplex transmission equipment. These developments will have far-reaching effects upon every phase of the common carrier activity.

The increases proposed for 1947 are to permit an expansion in the Commission comparable to the expansion in the industry. There is a decrease of slightly over \$1 million because of the Foreign Broadcast Intelligence Service being included in the 1946 appropriation but not in the 1947 appropriation. This decrease, however, is more than offset by expansions throughout the entire Commission for regulatory activity and by increases resulting from base pay adjustments. The net result is an increase of \$688,100 over the 1946 appropriation.

#### FEDERAL DEPOSIT INSURANCE CORPORATION

The Federal Deposit Insurance Corporation was organized under authority of the Banking Act of 1933 to insure the deposits of all banks that are entitled to the benefit of insurance under the law. The insurance provided by the Corporation protects the accounts of depositors up to a maximum of \$5,000 each. On June 30, 1945, the number of insured banks was 13,474 and the contingent liability of the Corporation with respect to insured deposits aggregated \$55 billion. There are now only about 1,300 uninsured banks in the United States and its possessions.

To protect the 70 million depositors in insured banks the Corporation exercises general supervision over the entire insured banking system. In connection with its program of strengthening the banking system it examines annually 6,633 insured banks not examined by any other Federal agency and reviews the reports of examination of 6,841 banks which are examined either by the Office of

the Comptroller of the Currency or the Board of Governors of the Federal Reserve System. The Corporation in certain instances also conducts special examinations of the latter group of banks.

Two methods have been utilized by the Corporation to protect depositors of insured banks: (1) by making a loan on or through the purchase of substandard assets of a bank in an unsound condition in order to facilitate its merger with another insured bank; (2) by paying deposits of a closed bank up to \$5,000 for each depositor. During the fiscal year 1945, only one insured bank closed or received aid from the Corporation.

By Executive Order of April 27, 1942, the Corporation was given responsibility for supervision of the activities of all Federal credit unions which prior to that time had been under the jurisdiction of the Farm Credit Administration. It does not, however, insure share balances in credit unions. On June 30, 1945, there were 3,815 Federal credit unions in operation.

The Corporation was organized with capital of \$289 million. All insured banks pay assessments at an annual rate of one-twelfth of 1 percent of their deposit liabilities. During the past 11 years the return from its capital investment and assessments has been sufficient to cover all insurance losses and expenses and provide for the accumulation of reserve which, on June 30, 1945, amounted to \$579 million. The administrative expenses of the Corporation are provided for through an authorization approving the use of a specified proportion of the Corporation's assets for this purpose and do not require the appropriation of funds from the United States Treasury.

The amount included for administrative expenses for the fiscal year 1947 is approximately 23 percent greater than the amount provided for 1946. The amount required for increases in base pay authorized by legislation, which is not reflected in the 1946 appropriation, accounts for approximately one-half of the additional funds required for 1947. The major functional increase over 1946 provides for strengthening the Corporation's examining force with respect to both bank and Federal credit union examinations so as to permit it to place its examination schedules on a current basis. The Corporation had been unable to maintain its examining schedules on a current basis during the war period due to the shortage of qualified personnel. The additional funds also provide for the initiation of a program for the audit of insurance assessments paid by banks.

#### FEDERAL POWER COMMISSION

The Federal Power Commission administers the Federal Power Act of 1935 and the Natural Gas Act of 1938 and has certain duties under the provisions of several other acts relating to Federal power developments such as Tennessee Valley Authority Act, Bonneville Act, Fort Peck Project Act, and the flood control acts. Its principal functions are as follows: (1) to license hydroelectric power projects on navigable waters of the United States and on United States Government lands; (2) to regulate the rates charged by public utilities and natural gas companies engaged in the transmission and sale of electricity and natural gas at wholesale in interstate commerce; (3) to approve rates for sale of electric energy at the Bonneville, Fort Peck, Denison, Grand River, and Norfolk projects and future reservoir projects under the control of the War Department; (4) to regulate the disposition, merger, and consolidation of facilities of public utilities and their acquisition and issuance of securities;

(5) to regulate the interlocking directorates of public utilities; (6) to prescribe and enforce uniform systems of accounts for licensees, electric utilities, and natural gas companies and to encourage sound depreciation and accounting practices; (7) to assist State agencies on rate cases and other regulatory matters; (8) to study the present and potential markets for electric energy and the present and potential sources for its production; (9) to study the possibilities for future interconnection and coordination of electric power systems throughout the country and to recommend to the utility industry improvements in the interest of conservation of energy resources and lowering the cost of energy to the ultimate consumer; (10) to issue certificates of public convenience and necessity for the acquisition, construction, extension, and operation or abandonment of natural gas pipelines and facilities for the transportation or sale of natural gas in interstate commerce; (11) to determine service areas for natural gas companies; (12) to report to Congress on proposed and existing compacts between States relating to the conservation and use of natural gas; (13) to gather, analyze, and publish basic financial and engineering data concerning electric utilities and natural gas companies; (14) to make cooperative studies of river basins in the interest of conservation and utilization of water-power resources and to make the results of such studies available to the War Department, Department of Interior, and other Federal, State, and private agencies concerned; (15) to study flood-control projects proposed by the War Department and to recommend facilities for the development of hydroelectric power in connection therewith, and (16) after consulting with the Secretaries of War and State, to recommend to the President appropriate action on applications for permits to construct, operate, maintain, or connect facilities for the exportation of electric energy and the exportation or importation of natural gas.

The estimates for the fiscal year 1947, aggregating \$3,707,000, constitute an increase of \$1,062,500 over the 1946 appropriations. The increase reflects the cost of basic pay increases, the resumption of certain of the Commission's statutory duties suspended or curtailed during the war emergency, and the necessity for more regulatory work as a result of financial and construction activity by natural gas companies and electric utilities following the Japanese surrender.

#### FEDERAL TRADE COMMISSION

The Federal Trade Commission is charged with the responsibility of administering acts which are designed to accomplish the following purposes: (1) To promote free and fair competition in interstate trade in the interest of the public through prevention of price-fixing agreements, boycotts, combinations in restraint of trade, unlawful price discriminations, and other unfair methods of competition and unfair and deceptive acts and practices; (2) to safeguard life and health of the consuming public by preventing the dissemination of false and fraudulent advertisements of food, drugs, cosmetics, and devices which may be injurious to health; (3) to protect producers, manufacturers, distributors, and consumers from unrevealed presence of substitutes and mixtures in manufactured wool products; (4) to supervise the registration and operation of associations of American exporters engaged solely in export trade, and (5) to gather and make available to the President, the Congress, and the public, factual data concerning economic and business conditions as a

basis for remedial legislation where needed, and for the guidance and protection of the public.

The amount included for administrative expenses for the fiscal year 1947 is approximately 26 percent greater than the amount provided for 1946. The amount required for increases in base pay authorized by legislation, which is not reflected in the 1946 appropriation, accounts for approximately one-third of the additional funds required for 1947. The remaining additional funds are to provide primarily for (1) a substantial increase in the number of complaints anticipated to be filed with the Commission during 1947 due to the expected increase in the production and marketing of consumer goods under peacetime conditions; (2) negotiation of trade practice agreements as a method of preventing unfair practices; and (3) compiling and publishing by industry groups certain corporate statistics. With regard to the latter function, which has been inactive during the war period, the statistics to be published by the Federal Trade Commission will be integrated with the Securities and Exchange Commission program of compiling statistics relating to industrial corporations registered with the Securities and Exchange Commission.

#### FILIPINO REHABILITATION COMMISSION

The Filipino Rehabilitation Commission was created by act of Congress approved June 29, 1944 (58 Stat. 626), amending the Philippine Independence Act of 1934. It is composed of nine representatives from the United States Government and nine from the Commonwealth Government of the Philippines. The purpose of the Commission is to investigate and formulate recommendations on all matters affecting postwar economy, trade, finance, economic stability, and rehabilitation of the Philippine Islands, including the matter of damages to public and private property and to persons occasioned by enemy attack and occupation.

#### FOREIGN SERVICE PAY ADJUSTMENT

This appropriation was available for reimbursement to employees of the Government serving in foreign countries where losses were sustained due to appreciation of the local currency in relation to the American dollar. The method of providing this reimbursement has been revised. Hereafter, exchange loss will be met as part of the various allowances granted to personnel serving abroad and will be paid from appropriations available for such purposes.

#### GENERAL ACCOUNTING OFFICE

The General Accounting Office audits the Government's receipts and expenditures, prescribes accounting systems, maintains appropriation accounts, settles claims, and construes and interprets laws.

The 1947 estimates of appropriation for the General Accounting Office show an increase of approximately 10 percent over 1946, exclusive of basic salary increases for those activities carried on throughout the 1946 fiscal year. By far the greater portion of the appropriations is required for the performance of auditing functions, including the audit of contracts terminated or renegotiated and the newly created function of auditing the accounts of Government corporations. After making allowance for the unavoidable time lag in the audit of accounts, this phase of the work will be relatively current by the end of 1947,

but large backlogs of work will still exist in some of the other activities, such as the settlement of transportation accounts and the audit of checks.

#### INTERSTATE COMMERCE COMMISSION

The Interstate Commerce Commission regulates those railroads, motor carriers, water carriers, pipe lines, freight forwarders, and stockyards that operate in interstate commerce. In general, its jurisdiction is in matters of tariffs, finance, operating authority, service, safety, accounting, and valuation. Its regulation, in accordance with the national transportation policy, is performed in such a way as to recognize the inherent economic advantages of each class of carrier; to promote safe, adequate, economical, and efficient service; to encourage the establishment of reasonable charges; and to encourage fair wages and equitable working conditions.

The personnel and the work of the Interstate Commerce Commission were reduced considerably during the war. Economic conditions reduced the amount of normal regulatory activity in transportation. The Government took over most of the ships, paid most of the freight bills, and furnished all the traffic the carriers could handle. There were fewer tariff filings, shippers and carriers complained less about unfair competitive practices, and shippers complained less about carrier charges. There will now be not only a return to prewar levels of activities but to higher levels if experiences after World War I are repeated. Important changes in wages, material costs, service areas, materials transported, and competitive conditions will now result in adjustments in tariffs, operating authorities, and financial structures.

An increase in activity during 1947 will occur in almost every phase of the Commission's work. Not only will there be the natural postwar rise in tariff filings, but there will also be a further increase because of the Commission's decision in the cases involving interterritorial class rate differentials. Accompanying the increase in tariff work will be almost proportionate increases in hearing, finance, complaint, accounting, and valuation work. The only offsetting item will be a decrease in car service work as the result of the improvement in railroad traffic conditions.

Waybill studies, which are to be started in the last half of the 1946 fiscal year, are to be continued throughout 1947. Waybills are to be collected from railroads for 1 day from each quarter of the year. These waybills are to be analyzed and tabulated to show volume of traffic by commodities, rates at which the commodities move, routes, circuitry, and other facts important to the Commission in its regulation of rates. These waybill studies will also have wide use among other Government agencies and institutions outside the Government.

As a result of consolidations of several appropriations, the number of appropriations is reduced from 10 in 1946 to 5 in 1947. For these five appropriations the budget is \$9,790,000, an increase of \$1,670,662 over the total appropriations for 1946. This amounts to an increase of 22 percent, of which approximately two-thirds is for costs of basic salary increases and the remainder for expansion.

#### INTERSTATE COMMISSION ON THE POTOMAC RIVER BASIN

The Interstate Commission on the Potomac River Basin, a non-Federal agency concerned with pollution problems in the Potomac River and its tributaries, was established in 1940 under a compact between Maryland, Virginia, West Virginia, Pennsylvania, and the District

of Columbia, approved by Congress July 11, 1940. The compact provides that the Federal Government shall contribute to the expenses of the Commission. During the war the Commission operated on a restricted basis and no Federal funds were requested. The Commission now plans to develop its program with increased contributions from the States signatory to the compact and with a contribution from the Federal Government as provided in the compact. The initial Federal contribution of \$10,000 provided in the 1947 estimate is approximately one-third of the total budget of the Commission for 1947.

#### NATIONAL ADVISORY COMMITTEE FOR AERONAUTICS

The National Advisory Committee for Aeronautics was established in 1915 to supervise and direct the scientific study of the problems of flight and to direct and conduct research and experiments in aeronautics. The membership of the Committee includes official representatives of the agencies of the Government directly concerned with military and civil aviation and private citizens especially qualified in the aeronautical sciences. The actual research work is carried on primarily at the three laboratories of the Committee: The Langley Memorial Aeronautical Laboratory at Langley Field, Virginia, the Ames Aeronautical Laboratory at Moffett Field, California, and the Aircraft Engine Research Laboratory at Cleveland, Ohio. A relatively small portion of research is performed each year by contracts with institutions having specialized facilities not available at the Committee's own laboratories.

During the war, the Committee devoted its facilities and staff almost entirely to urgent problems of applied research assigned to it by the Army and Navy, and made many vital contributions to winning and maintaining air supremacy. The agency is now reverting for the most part to its normal function of fundamental scientific research for the benefit of both civil and military aviation. The necessary neglect of this type of research during the war has resulted in a large backlog of projects which must be undertaken in order that great possibilities in aeronautics, now clearly foreseeable, can be realized. The principal emphasis in 1947 will be on problems, now chiefly of military significance, relating to flight at sonic and supersonic speeds and to new jet and rocket types of propulsion. In addition, some attention will be given to problems relating to the performance and safety of transport and private type airplanes.

The total estimates for 1947 represent a slight increase over the 1946 appropriations because a reduction in the appropriation for operating expenses is offset by nonrecurring construction estimates for modifying certain existing laboratory facilities to increase the speeds that can be simulated into the critical sonic range.

#### NATIONAL ARCHIVES

The National Archives is charged with the preservation and servicing of inactive Federal records of permanent value and historical interest for use of Government officials and scholars. In addition, it authorizes agencies to dispose of useless records when Congress has previously approved the disposal of records of similar form and character, recommends to Congress the approval of schedules listing records for future disposal at the source, and after appraising records declared worthless by heads of agencies, makes recommendations to Congress for their disposal. This agency likewise publishes the Federal Register, containing interdepartmental orders of general



effect and applicability, and administers the Franklin D. Roosevelt Library at Hyde Park, N. Y., which is the designated repository for the late President's official papers. The increase in the 1947 estimates is required to complete the records retirement program in the emergency and war agencies, to institute records retirement programs in the permanent nonwar agencies, to enlarge the reference staff to meet the increased demands of the Federal agencies, and to enable the Franklin D. Roosevelt Library staff to accession and exhibit material now stored at Hyde Park and elsewhere.

#### NATIONAL CAPITAL HOUSING AUTHORITY

The National Capital Housing Authority is the public housing agency for the National Capital and, under title I of the District of Columbia Alley Dwelling Act, operates 112 dwelling units and 3 groups of garages built in reclaimed slum areas in the District. All receipts derived from sales, leases, or other sources in connection with the operation of these properties are covered into the Treasury monthly.

The amount in the 1947 Budget required to protect and conserve the Government's investment of some \$555,000 includes additional costs made necessary by recent pay legislation.

Other activities of the National Capital Housing Authority, which are financed from other appropriations, include the operation and management of war and other housing projects.

#### NATIONAL CAPITAL PARK AND PLANNING COMMISSION

The functions of the National Capital Park and Planning Commission are of an advisory and also an operating character. Its advisory activities, which include preparation and maintenance of a comprehensive plan for the development of the National Capital and its environs, are charged against District revenues and therefore appear in the District of Columbia chapter of the Budget. The operating function of the Commission includes acquisition of land for the development of the National Capital's park, parkway, and playground system and the George Washington Memorial Parkway on both sides of the Potomac River, and for the extension of the District park system into nearby Maryland and Virginia. Appropriations for these purposes are charged against the United States Treasury but are subsequently repaid either in whole or in part by the jurisdiction benefited: 100 percent by the District of Columbia; 50 percent by Virginia and Maryland for development of the George Washington Memorial Parkway; and 50 percent by Virginia and 66½ percent by Maryland for extension of the park system in territory adjacent to the District. The 1947 estimate shows an increase of \$473,756 due to additional land to be acquired for the District of Columbia.

#### NATIONAL LABOR RELATIONS BOARD

The National Labor Relations Board administers the provisions of the National Labor Relations Act of July 5, 1935. This law was designed to eliminate certain causes of labor disputes arising from specified unfair labor practices or concerning the representation of employees for purposes of collective bargaining with employers. The act affirms the rights of employees to self-organization; to form, join, or assist labor organizations; and to bargain collectively through representatives of their own choosing.

Five unfair labor practices by employers interfering with such rights are defined by the law. The Board investigates charges alleging the commission of unfair labor practices; and if after appropriate notice and hearing it finds that such practices have been committed, it is empowered to issue a cease-and-desist order against the employer found to have committed such acts. The decisions of the Board are enforceable by United States circuit courts of appeal upon proper petition by the Board or an aggrieved employer.

The act provides that representatives designated or selected for the purposes of collective bargaining by the majority of employees in a unit appropriate for such purposes shall be the exclusive representative of all employees in such a unit for purposes of collective bargaining. The Board is responsible for investigating questions concerning representation of employees for collective bargaining and certifying the majority representative of employees in the appropriate bargaining unit. In the course of such investigation the Board may take a secret ballot, a check of union members' cards or authorization against the employer's pay roll, or utilize any other suitable method to ascertain such representatives. There has been a steady increase in the number of representation cases handled by the Board over the past 10 years as compared with the number of unfair labor practice cases. For the last 2 years the Board has received approximately three representation cases to every charge of unfair labor practice.

The volume of cases since the beginning of fiscal year 1946 has averaged 15 percent above the same period in 1945 and has resulted in a steady increase in the Board's backlog each month. Serious delays in the disposition of the Board's cases over long periods of time may actually increase labor disputes rather than prevent them, because labor organizations are induced to take direct action rather than to resort to the judicial procedures of the Board. A projected 18-month program beginning January 1, 1946, has been formulated by the Board to dispose of incoming cases and reduce its backlog to a current basis by June 30, 1947. This program was submitted to the Congress in a supplemental estimate for 1946, and the 1947 estimates provide for continuation of that program throughout the fiscal year.

No funds are included for the conduct of strike polls under section 8 of the War Labor Disputes Act in 1947.

#### NATIONAL MEDIATION BOARD

The National Mediation Board and the National Railroad Adjustment Board are the two administrative agencies created under the Railway Labor Act of 1926, as amended in 1934 and 1936. The National Mediation Board, on its own motion or at the request of either party, mediates disputes over changes in rates of pay, rules or conditions of employment between carriers and railroad labor organizations, resolves questions of the majority representative in the appropriate craft or class of employees, and interprets agreements arrived at by mediation.

If mediation fails to settle the dispute and the parties refuse to submit the issues to arbitration, under section 10 of the act the President, on the recommendation of the Board, may appoint an emergency board to investigate and to make findings of fact and formal recommendations for the disposition of the dispute. These Boards are required by law to make their report within 30 days of their appointment, and for 30 days after their report the law prohibits any change in the terms or conditions of em-

ployment out of which the dispute arose. This procedure has been in operation since 1926 and was successful in avoiding any major Nation-wide strike until December 1943, when the Director of Economic Stabilization set aside a recommendation of the emergency boards in two industry-wide wage cases of that year. A provision was inserted in the Stabilization Act of 1944 providing that all disputes involving rates of pay in the railroad and airline transport industries must be handled by the agencies provided under the Railway Labor Act; that, in their recommendations, such agencies (emergency boards) must make specific findings and certifications that the recommendations are consistent with national wage stabilization policy; and that such findings and certifications shall be conclusive.

The National Railroad Adjustment Board is composed of 36 members equally divided between representatives of management and employees, whose salaries are paid by carriers or organizations, respectively. This Board decides all grievances and disputes growing out of interpretation or application of existing agreements. Secretaries of the members, administrative personnel, and other incidental expenses are paid from regular appropriations. The personnel of this Board is divided into four divisions, each with jurisdiction over specified crafts of railway employees.

The 1947 estimates provide an over-all increase of \$104,500. Exclusive of increases due to recent pay legislation, this amount is for salaries and expenses of additional mediators to handle increasing demands for the services of the National Mediation Board and additional equipment and supplies required by the Adjustment Board.

#### RAILROAD RETIREMENT BOARD

Aged workers, who for patriotic or economic reasons have continued their employment in the railroad industry, are beginning, following the surrender of Japan, to retire in increasing numbers. It is expected that throughout 1946 and 1947 retirements will be at a high level.

At the close of the last fiscal year, 171,452 former railroad employees, made up of aged or disabled workers, pensioners, and widows of deceased beneficiaries, were drawing benefits totaling more than \$11,500,000 per month. Lump-sum death benefits which, for some little time, have been high and are currently running at a level higher than \$700,000, are expected to decline by reason of lower aggregate employment following the surrender of Japan.

The estimates of salaries and miscellaneous expenses have been increased for 1947 to provide for the increased work arising from the expanding load of retirements expected in that year and by reason of the increase in base pay.

The railroad retirement appropriated account is made up of the estimated taxes to be collected from carriers and their employees to provide, after deduction for annual administrative costs, for retirement, disability, and joint survivor benefits for railroad workers, and lump-sum death payments and Federal contributions for military service which represent, as provided by law, the total tax which would have been received had the worker entering military service continued in railroad employment and earned at the rate of \$160 per month. The reduced estimate of taxes for 1947 reflects the change in aggregate employment expected in that year. The reduction is partially offset by an increase in the military service credit for 1945 which is provided for in the 1947 Budget.

By reason of the continued receipt of taxes in excess of benefit payments, the railroad retirement trust fund at the close of 1945 had improved its position over the previous year.

The railroad unemployment insurance fund annually receives by law 10 percent of the taxes collected for railroad unemployment insurance and is used for the administrative cost of operating the railroad unemployment insurance system. The unexpended balance of this fund in excess of \$6,000,000 at the close of the previous fiscal year, together with 90 percent of the taxes collected, goes into the railroad unemployment insurance fund and is used to pay unemployment insurance benefits. In 1947 a substantial increase in the unemployment benefits to be paid is anticipated, as reduced activity in the railroad and general industry occasions reconversion unemployment among both present railroad workers and former railroad workers having rights to railroad unemployment insurance. The railroad unemployment insurance trust fund is in a very strong position to meet any demands in 1947 that may be made upon it.

#### SECURITIES AND EXCHANGE COMMISSION

The functions of the Securities and Exchange Commission include the supervision of registration of security issues and suppression of fraudulent practices in the sale of securities; regulation of transactions in securities, both on the stock exchanges and in the over-the-counter markets; regulation of public utility holding companies; registration and regulation of investment companies and investment advisers; and the preparation of advisory reports on plans and participation as a party in corporate reorganization.

The volume of corporate financing registered with the Commission during the year 1945 exceeded that for each of the 3 preceding war years by nearly 100 percent, reflecting the favorable market conditions which have encouraged new financing and continued refunding operations. Postwar borrowing by foreign nations as well as the need of domestic corporations for additional capital for reconversion purposes, combined with anticipated continued favorable market conditions, will, it is expected, add to the factors which have produced the upward trend in financing. As indicated by the number of shares traded on the New York Stock Exchange, the volume of trading in securities, both on national stock exchanges and in the over-the-counter markets, increased by more than 40 percent during the year 1945 over 1944, while average prices reached an 8-year high in November of 1945. Indications are that the market volume will continue at a high level. This has resulted in a corresponding increase in the Commission's work in connection with surveillance of markets and broker-dealer inspections, pointing to the need for strengthening the staff. Progress continued with the integration and corporate simplification of public utility systems under the Public Utility Holding Company Act of 1935. The inability of both the Commission and the companies involved to secure adequate technical personnel during the war years, which seriously retarded this work, is no longer a problem. While integration and simplification work under the Public Utility Holding Company Act will be accelerated during 1946 and 1947, it will continue a major responsibility of the Commission for at least 2 more years. During 1947 the Commission will also resume the compilation and publication of statistical reports on individual



companies, a program which was inactive during the war period.

The amount included for administrative expenses for the year 1947 represents an increase of approximately 22 percent in excess of the amount provided for 1946. The amount required for increases in base pay authorized by legislation, which is not reflected in the 1946 appropriation, accounts for approximately 41 percent of the additional funds required for 1947. The remaining additional funds are to provide primarily for (1) increased activity in the surveillance of security markets and in the inspection of broker-dealers, (2) strengthening the staff engaged in processing registration statements covering refundings and new financing, (3) accelerating the integration and corporate simplification of public utility holding company systems, and (4) the compilation and publication of financial statistics of individual companies. The latter program is integrated with the Federal Trade Commission program of compiling and publishing corporate statistics by industry groups.

#### SMITHSONIAN INSTITUTION

The Smithsonian Institution, founded in 1846 for "the increase and diffusion of knowledge among men," carries on fundamental research in the natural sciences, and administers the United States National Museum, the Astrophysical Observatory, the National Collection of Fine Arts, the American Bureau of Ethnology, and the International Exchange Service. The Institution establishes the standards which control a large proportion of the scientific inquiries of mankind. Much of its basic research is being found to be of great benefit to the oil, mining, manufacturing, and fishing industries, to engineering enterprise, and to medical research. The increase in the 1947 estimates is required to enlarge the custodial staff to enable it to work the 40-hour week, to restore the positions of employees who entered war service—which positions were temporarily abolished—to reemploy veterans upon return, and to overcome serious backlogs throughout the Institution's scientific divisions.

The National Gallery of Art is a quasi-independent branch of the Smithsonian Institution. Here are displayed free to the public world-famous paintings and other art objects. The attendance at the Gallery continues to be greater than that at any other art gallery in the world. An increase in the 1947 estimates is required to enlarge the custodial force to enable it to work the 40-hour week and to expand the educational program.

#### TARIFF COMMISSION

The Tariff Commission is primarily an independent fact-finding, fact-reporting agency, which determines no trade policies and has no regulatory functions. Since its establishment in 1916, it has become a reservoir of trade, production, commodity, and import information. With the revival of foreign trade following the end of the war and the extension of the Trade Agreements Act, Congress and the President will be confronted with basic policy determinations, particularly in regard to the negotiation of reciprocal trade agreements. The studies and reports of the Commission, being made largely at the request of the committees of Congress and of the Trade Agreements Committee, will be designed to present factual information as a basis for these policy decisions.

During fiscal year 1946 it is estimated that total funds available to the Commission will be \$1,066,472, and of this amount \$833,410 will be appropriated funds and

\$233,062 transferred from other agencies for services performed. The recommended increase in the salaries and expenses appropriation means that appropriated funds will be used to a greater extent for financing the Commission's work in 1947 than in 1946. During the war, with the resulting curtailment of United States commercial exports, the facilities of the Commission were made available to the war agencies on a reimbursable basis. The change in financing reflects an important shift in the nature of the work of the Commission from cost accounting surveys for several war agencies to increased economic and commodity research required in connection with the trade agreements.

#### THE TAX COURT OF THE UNITED STATES

The function of The Tax Court of the United States is to decide, in cases where deficiencies have been determined by the Commissioner of Internal Revenue, whether there is a deficiency or an overpayment in income, profits, estate, gift, and unjust enrichment taxes, and personal holding company surtaxes; to adjudicate controversies relating to excess profits on Navy contracts and Army aircraft contracts; and to review the action of the Commissioner in deficiency and refund cases founded on claims of abnormalities under excess-profits statutes. The court also has jurisdiction in cases involving refunds of processing taxes.

The estimates of The Tax Court of the United States, exclusive of basic salary increases, contemplate that its activities will continue at about the 1946 level.

#### UNITED STATES EMPLOYEES' COMPENSATION COMMISSION

The United States Employees' Compensation Commission administers (1) the Federal Employees' Compensation Act, approved September 7, 1916, which provides for payment by the Commission of compensation to Federal employees for injury or death sustained in the course of employment; (2) the Longshoremen's and Harbor Workers' Compensation Act, approved March 4, 1927, which provides for supervision by the Commission of compensation payments by insurance carriers to covered workers for injury or death occurring upon the navigable waters of the United States (including any drydock) if not covered by a State law; and (3) the Longshoremen's and Harbor Workers' Compensation Act, as extended by Congress on May 17, 1928, to cover all private employment in the District of Columbia.

The Commission also administers two programs instituted since the start of the war and arising out of war activity: (1) The Longshoremen's and Harbor Workers' Compensation Act, as extended by Congress on August 16, 1941, to cover employees of Government contractors engaged in employment at military bases outside the United States; and (2) the act of December 2, 1942, providing (a) compensation benefits to employees of Government contractors and persons engaged by the United States under personal service contract outside continental United States whose injury or death results from a war-risk hazard, and (b) accrual of wages for any such employee held by the enemy, missing because of enemy action, or not returned to his home or place where he was employed because of failure of the United States or its contractors to furnish transportation.

Because of the great increase in covered employment, the work load of the Commission increased greatly during the war. The 1947 Budget is based on the expectation

that (1) the total new case load will decrease substantially; (2) there will be a significant decrease in loads under the Federal Employees' Compensation Act, reflecting the expected reduction in Federal employment; (3) work loads under the Longshoremen's and Harbor Workers' Compensation Act will show some decrease but will remain heavy; (4) loads and costs arising out of the war-risk hazard program will decrease greatly; and (5) the accrued wage payment program will be completed during fiscal year 1946. The amounts included in the Budget reflect these over-all decreases in work loads. Of the net decrease of \$9,447,000, excluding additional costs made necessary by recent pay legislation, the completion of the accrued wage payment program accounts for \$7,800,000.

#### UNITED STATES MARITIME COMMISSION

The 1947 Budget includes no estimate of appropriation for the United States Maritime Commission. Contract authority and cash already provided is sufficient to finance necessary activities throughout fiscal year 1947.

The Merchant Marine Act of 1936 declared a merchant marine to be "necessary for the national defense and development of \* \* \* foreign and domestic commerce." The act represented a compromise after 150 years of controversy, departing from previous legislation by accepting the principle of open subsidization of both construction and operation, regulated to prevent abuses. To administer the act, Congress created the United States Maritime Commission and entrusted it with broad discretionary authority to define and establish "essential" trade routes; to administer construction- and operating-differential subsidies; to purchase, construct, and operate vessels either directly or by contract if necessary; to train officers and seamen, and to establish working conditions, wages, and manning scales for inclusion in subsidy contracts; to provide ship-mortgage insurance; to regulate trade practices and prevent discrimination among shippers; and to promote both foreign trade and the employment of American vessels.

The Maritime Commission's principal wartime responsibility has been the building of ships. Its prewar functions of purchase, charter, operations, and seaman training were transferred to War Shipping Administration. No provision has been made in the 1947 Budget for return of these transferred responsibilities. Cash and contract authority are available, however, for construction of specialized vessels to round out the peacetime American merchant marine, for reconversion of vessels for return to owners, for the establishment of a reserve fleet, for the lay-up and maintenance of shipyard facilities, and for resumption of the operating-differential subsidy program under the Merchant Marine Act.

#### VETERANS ADMINISTRATION

The Veterans Administration furnishes to the veterans of all wars and of the peacetime Military Establishment services consisting mainly of medical and hospital care, the payment of pensions and compensation, the administration of Government life insurance, and a number of broad new programs for veterans of the present war, namely, vocational rehabilitation for disabled veterans; protection from loss of commercial insurance policies in accordance with the Soldiers' and Sailors' Civil Relief Act; the guaranty of loans to eligible veterans for the purchase of homes, farms, or business properties; the

provision of subsistence allowances, tuition, books, fees, and educational supplies to eligible veterans who wish to resume education interrupted by their entry into the armed services; and the payment of weekly readjustment allowances to veterans while seeking employment for a period after their discharge.

The surrender of Japan and mass demobilization of the armed forces has resulted in a tremendous increase in Veterans Administration requirements. There had been discharged from the armed forces by June 30, 1945, approximately 2,100,000 veterans of World War II. By June 30, 1947, it is estimated that this figure will exceed 14,000,000.

The 1947 estimate of appropriation totals \$4,934,623,500. However, the large number of discharges anticipated prior to June 30, 1946, will undoubtedly necessitate the obligation of a substantial portion of this amount in the fiscal year 1946, under the "immediately available" provision in the language of certain benefit appropriations.

In the field, hospital and medical activities will be expanded to meet the increased number of veterans returning as a result of the demobilization of the armed forces. It is anticipated that the average number of beds available in veterans hospitals and homes will be increased approximately 4,981 in 1947, bringing the average to 103,025 standard beds, excluding 11,255 emergency beds which the agency plans to discontinue to eliminate dangerous conditions due to overcrowding. Utilization of these facilities is expected to average 91.6 percent. As a result of a shortage of bed capacity, it will be necessary to hospitalize approximately 25,477 in other hospitals. Construction will also be undertaken in 1947 to provide another 13,422 beds. In addition, the out-patient activities of the hospitals and the medical activities at other field stations will be expanded to take care of an estimated 16,551,810 examinations and treatments. A new Division of Special Services will provide expanded recreational activities, a full-time chaplain service, improved library service, and an improved canteen service in all of the hospitals and homes of the Veterans Administration.

For fiscal year 1946, the total number of veterans (all wars) and dependents receiving compensation and pensions, including those receiving vocational rehabilitation, is estimated to be in excess of 2,400,000. By June 30, 1947, this figure is expected to grow to 2,990,000. World War II veterans constitute almost 2,000,000 of the 1947 figure. The estimated 1947 requirements of \$1,905,000,000 includes \$55,002,042 in increased pensions for the vocational rehabilitation program.

Approximately 17,500,000 applications for National Service Life Insurance had been approved by June 30, 1945, for an estimated \$135,000,000,000 of insurance. The average value per policy was \$7,718, and the average amount of insurance per life was \$9,227. The estimate for the National Service Life Insurance appropriation for 1947 reflects a sharp reduction in the rate of service-connected deaths and disabilities together with reduction in the amount of insurance in force as a result of insurance lapsed or reduced after discharge.

The "Readjustment benefits" appropriation provides funds for the loan guarantee, readjustment allowance, and education programs authorized by the Servicemen's Readjustment Act of 1944. The 1947 requirements are based on the estimate that approximately 500,000 loans to veterans will be guaranteed by the Veterans Administration during the 1947 fiscal year; an average of 1,100,000 will receive readjustment allowances (unemployment and



**THE WHITE HOUSE OFFICE—Continued**

**Expenses, Death and Burial of Franklin Delano Roosevelt—**

By objects	Obligations		
	Estimate, 1947	Estimate, 1946	Actual, 1945
02 Travel			\$10,289
04 Communication services			39
07 Other contractual services			4,118
Grand total obligations			14,446
Estimated savings, unobligated balance			54
Total estimate or appropriation			14,500

**Emergency Fund for the President, National Defense (Allotment to Executive Office of the President)—**

By objects	Obligations					
	Estimate, 1947		Estimate, 1946		Actual, 1945	
	Man-years	Total salary	Man-years	Total salary	Man-years	Total salary
<b>PERSONAL SERVICES, DEPARTMENTAL</b>						
Clerical, administrative, and fiscal service:						
Grade 16. In excess of \$9,800:						
Special counsel to the President			1	\$12,000	1	\$11,677
Special assistant to the President			0.7	8,077		
Personal representative of the President			1	10,000	1	14,025
Adviser and assistant to the President			0.1	6,981	1	14,291
Special executive assistant to the President					0.9	12,451
Grade 15. Range \$8,750 to \$9,800:						
Executive assistant					0.4	3,648
Grade 14. Range \$7,175 to \$8,225:						
Special assistant			1	7,175	0.5	3,755
Grade 11. Range \$4,300 to \$5,180:						
Administrative officer			0.1	913	1	3,800
Grade 10. Range \$3,970 to \$4,630:						
Administrative secretary			0.1	1,506	0.5	2,024
Grade 9. Range \$3,640 to \$4,300:						
Administrative secretary			1.6	5,696	0.5	1,502
Grade 8. Range \$3,310 to \$3,970:						
Administrative secretary			0.7	2,191		
Grade 7. Range \$2,980 to \$3,640:						
Administrative secretary			1.9	5,417	0.5	1,502
Grade 6. Range \$2,650 to \$3,310:						
Administrative secretary			1.3	3,734	0.5	1,145
Grade 5. Range \$2,320 to \$2,980:						
Administrative secretary			0.1	187	0.5	1,930
Professional service:						
Grade 8. Range \$8,750 to \$9,800:						
Economic adviser			1	9,013	0.5	4,622
Total permanent, departmental			10.6	72,880	8.8	76,372
W. A. E. employment, departmental			1.9	14,000		
Overtime pay, departmental				1,230		5,950
01 Personal services (net)			12.5	88,120	8.8	82,322
<b>OTHER OBLIGATIONS</b>						
02 Travel				20,000		12,918
04 Communication services				5,000		2,894
07 Other contractual services				1,500		220
09 Equipment				10,377		5,675
Total other obligations				36,877		21,707
Grand total obligations				124,997		104,029
Received by transfer from "Emergency fund for the President, national defense"				-100,000		-125,000
Prior year balance available in 1945						-4,026
1945 balance available in 1946				-24,997		+24,997
Total estimate or appropriation						

**EXECUTIVE MANSION AND GROUNDS**

**Maintenance, Executive Mansion and Grounds—**

For the care, maintenance, repair and alteration, refurbishing, improvement, heating and lighting, including electric power and fixtures of the Executive Mansion and the Executive Mansion grounds, and traveling expenses, to be expended as the President may determine, notwithstanding the provisions of any other Act, **[\$150,000] \$134,000.** (U. S. C. 2; Act of May 3, 1945, Public Law 49; Act of Dec. 28, 1945, Public Law 269.)

Estimate 1947, **\$184,000**      Appropriated 1946, **\$171,940**

• Includes \$21,940 appropriated in the First Deficiency Appropriation Act, 1946.

By objects	Obligations					
	Estimate, 1947		Estimate, 1946		Actual, 1945	
	Man-years	Total salary	Man-years	Total salary	Man-years	Total salary
<b>PERSONAL SERVICES, FIELD</b>						
Unclassified:						
Housekeeper	1	\$3,970	1	\$3,970	1	\$3,400
Other	54	104,826	54	104,826	50	76,844
Total permanent, field	55	108,796	55	108,716	51	80,244
Temporary employment, field	15	23,534	5	7,624	5	7,624
Overtime pay, field				3,850		18,432
Night-work differential, field		1,250		1,250		
01 Personal services (net)	70	133,580	60	121,520	56	106,300
<b>OTHER OBLIGATIONS</b>						
03 Transportation of things		3		3		3
04 Communication services		145		145		145
05 Rents and utility services		12,700		12,700		12,127
07 Other contractual services		12,983		12,983		12,983
08 Supplies and materials		20,426		20,426		17,739
09 Equipment		4,163		4,163		703
Total other obligations		50,420		50,420		43,700
Total estimate or appropriation		184,000		171,940		150,000

**Extraordinary Repairs and Refurnishing, Executive Mansion—**

For extraordinary repairs to and refurnishing the Executive Mansion, to be expended as the President may determine, notwithstanding the provisions of any other Act, fiscal year 1946, **\$50,000**, to remain available until June 30, 1947. (Act of July 5, 1945, Public Law 182.)

Appropriated 1946, **\$50,000**

07 Other contractual services: Obligations—1946, \$50,000.

**Addition to Executive Mansion—**

Addition to the Executive Mansion: For an addition to the Executive Mansion; for alterations, improvements, and furnishings, and for improvement of grounds, to be expended as the President may determine, notwithstanding the provisions of any other Act, to remain available until expended, **\$1,650,000.** (Act of Dec. 28, 1945, Public Law 269.)

Appropriated 1946, **\$1,650,000**

07 Other contractual services: Obligations—1946, \$1,650,000.

Total, Executive Mansion and grounds, annual appropriations, general account:

Estimate 1947, **\$184,000**      Appropriated 1946, **\$1,871,940**

**BUREAU OF THE BUDGET**

**Salaries and Expenses, Bureau of the Budget—**

Salaries and expenses: For all expenses necessary for the work of the Bureau of the Budget, including personal services in the District of Columbia and elsewhere, contract stenographic reporting services, traveling expenses, purchase and exchange of lawbooks, books of reference, newspapers and periodicals (not exceeding \$25,000), teletype news service (not exceeding [\$900] \$1,800), maintenance, repair, and operation of three passenger-carrying automobiles for official use, not to exceed [\$540] \$2,600 for deposit in the general fund of the Treasury for cost of penalty mail as required by section 2 of the Act of June 28, 1944 (Public Law 364), and not to exceed [\$35,000] \$42,500 for temporary employment of persons or organizations by contract or otherwise without regard to section 3709 of the Revised Statutes, or the Classification Act of 1923, as amended, [\$2,162,257] \$3,927,500. (31 U. S. C. 1-24; 5 U. S. C. 1331; 5 U. S. C. 139; sec. 607, Act of June 30, 1945, Public Law 106; 3 U. S. C. 54; Executive Order 9608, Aug. 31, 1945; Act of May 3, 1945, Public Law 49; Act of Dec. 28, 1945, Public Law 269.)

Estimate 1947, **\$3,927,500**      Appropriated 1946, **\$2,219,057**

• Includes \$56,800 appropriated in the First Deficiency Appropriation Act, 1946.





**BUREAU OF THE BUDGET—Continued**

**National Defense Activities, Bureau of the Budget—**

[National defense activities: For all necessary expenses of the Bureau of the Budget in the performance of activities relating to the national defense, including all the objects for which the appropriation "Salaries and expenses, Bureau of the Budget" is available, and including the temporary employment (not exceeding \$12,500) of persons or organizations by contract or otherwise, without regard to section 3709 of the Revised Statutes and the Classification Act of 1923, as amended; and the employment of persons, including State, county, or municipal officers and employees, with or without compensation, \$445,300: *Provided*, That upon the expiration of sixty days after the cessation of hostilities between the United States and the principal enemy powers or after the date of an armistice between the United States and the principal enemy powers, this appropriation shall cease to be available for obligations unless Congress shall otherwise provide by law.] (Act of May 3, 1945, Public Law 49.)

Appropriated 1946, \$445,300

By objects	Obligations		
	Estimate, 1947	Estimate, 1946	Actual, 1945
<b>PERSONAL SERVICES, DEPARTMENTAL</b>			
Clerical, administrative, and fiscal service:			
Grade 16. In excess of \$9,800:			
Consultant.....			0.2 \$1,694
Grade 15. Range \$8,750 to \$9,800:			
Assistant chief of division.....		1.7 \$14,919	0.9 7,588
Administrative consultant.....			1.8 15,750
Grade 14. Range \$7,175 to \$8,225:			
Administrative analyst.....	0.6	5,053	0.1 916
Budget examiner.....	1	7,175	2.7 17,514
Information adviser.....	0.3	2,574	1 6,450
Grade 13. Range \$6,230 to \$7,070:			
Administrative analyst.....	2.5	16,839	7 40,094
Budget examiner.....	18.8	121,529	23.6 134,943
Grade 12. Range \$5,180 to \$6,020:			
Administrative analyst.....	0.3	1,711	4.4 21,084
Budget examiner.....	17.7	96,232	19.3 90,866
Grade 11. Range \$4,300 to \$5,180:			
Administrative analyst.....			2.8 10,516
Budget examiner.....	2.7	11,424	5.6 21,141
Grade 10. Range \$3,970 to \$4,630:			
Administrative analyst.....			0.9 3,014
Budget examiner.....	1	3,987	1.5 5,258
Report analyst.....			0.4 1,419
Grade 9. Range \$3,640 to \$4,300:			
Administrative analyst.....	0.9	3,173	1.6 5,094
Budget examiner.....	1.3	4,900	3 9,853
Grade 8. Range \$3,310 to \$3,970:			
.....			1.7 5,117
Grade 7. Range \$2,980 to \$3,640:			
.....			3.4 8,745
Grade 6. Range \$2,650 to \$3,310:			
.....	1.1	2,997	2.2 4,978
Grade 5. Range \$2,320 to \$2,980:			
.....	6.3	14,789	8.4 16,956
Grade 4. Range \$2,100 to \$2,496:			
.....	17.8	37,897	30.5 55,014
Grade 3. Range \$1,902 to \$2,298:			
.....	3.4	6,452	10.3 16,618
Grade 2. Range \$1,704 to \$2,100:			
.....	3	5,574	4.4 6,684
Professional service:			
Grade 8. Range \$8,750 to \$9,800:			
Assistant chief of war projects unit.....	1	9,597	1 8,688
Grade 7. Range \$7,175 to \$8,225:			
Economist.....			1.1 6,859
Grade 5. Range \$5,180 to \$6,020:			
Economist.....	0.9	4,856	3 13,800
Grade 4. Range \$4,300 to \$5,180:			
Statistical analyst.....	1	4,520	1 3,900
Crafts, protective, and custodial service:			
Grade 3. Range \$1,572 to \$1,902:			
.....	1	1,638	1 1,297
Grade 2. Range \$1,440 to \$1,770:			
.....	1	1,504	1.1 1,358
Total permanent, departmental.....	83.3	379,340	145.9 543,208
Temporary employment, departmental.....	1.1	4,310	1.7 3,242
W. A. E. employment, departmental.....	0.8	4,161	1 5,858
Overtime pay, departmental.....		5,689	78,345
01 Personal services (net).....	87.2	393,500	148.6 630,653
<b>OTHER OBLIGATIONS</b>			
02 Travel.....		44,000	60,600
04 Communication services.....		4,500	5,725
07 Other contractual services.....		1,800	1,800
08 Supplies and materials.....		1,500	140
09 Equipment.....			3,600
Total other obligations.....		51,800	71,865
Grand total obligations.....		445,300	702,518
Reimbursements for services performed.....			-755
Net total obligations.....		445,300	701,763
Estimated savings, unobligated balance.....			178,037
Total estimate or appropriation.....		445,300	879,800

BY PROJECTS OR FUNCTIONS		
1. Administrative office.....	\$11,282	\$22,267
2. Administrative management division.....	38,752	151,917
3. Estimates division.....	208,271	219,291
4. Statistical standards division.....	21,111	39,899
5. War projects unit.....	160,195	190,799

By projects or functions	Obligations		
	Estimate, 1947	Estimate, 1946	Actual, 1945
6. Overtime pay.....		\$5,689	\$78,345
Grand total obligations.....		445,300	702,518
Adjustments (see objects schedule for detail).....			+177,282
Total estimate or appropriation.....		445,300	879,800

**Emergency Fund for the President, National Defense (Allotment to Executive Office of the President, Bureau of the Budget)—**

By objects	Obligations		
	Estimate, 1947	Estimate, 1946	Actual, 1945
06 Printing and binding.....			\$8,998
Prior year balance available in 1945.....			-8,998
Total estimate or appropriation.....			

**Special Services and Publications, War Information, Bureau of the Budget—**

By objects	Obligations		
	Estimate, 1947	Estimate, 1946	Actual, 1945
<b>PERSONAL SERVICES, DEPARTMENTAL</b>			
Clerical, administrative, and fiscal service:			
Grade 15. Range \$8,750 to \$9,800:			
Chief of Government information service.....		0.8	\$7,520
Grade 13. Range \$6,230 to \$7,070:			
Chief of section.....		1.7	10,731
Information specialist.....		0.9	5,596
Grade 12. Range \$5,180 to \$6,020:			
Assistant chief of section.....		0.8	4,493
Grade 11. Range \$4,300 to \$5,180:			
Administrative officer.....		0.8	3,767
Information specialist.....		0.8	3,583
Liaison officer.....		0.8	3,767
Grade 10. Range \$3,970 to \$4,630:			
Head of unit.....		0.8	3,493
Grade 9. Range \$3,640 to \$4,300:			
Information specialist.....		1.7	6,066
Head of unit.....		2.7	9,377
Assistant head of unit.....		1.7	6,344
Grade 7. Range \$2,980 to \$3,640:			
.....		9.8	29,626
Grade 6. Range \$2,650 to \$3,310:			
.....		6.8	18,884
Grade 5. Range \$2,320 to \$2,980:			
.....		24.1	59,253
Grade 4. Range \$2,100 to \$2,496:			
.....		14.2	31,205
Grade 3. Range \$1,902 to \$2,298:			
.....		12.9	25,519
Grade 2. Range \$1,704 to \$2,100:			
.....		29.7	52,787
Grade 1. Range \$1,506 to \$1,902:			
.....		0.8	1,271
Professional service:			
Grade 5. Range \$5,180 to \$6,020:			
Information research analyst.....		1.7	8,634
Head of unit.....		0.8	4,317
Grade 3. Range \$3,640 to \$4,300:			
Librarian.....		0.8	3,127
Information research analyst.....		0.8	3,033
Public opinion research analyst.....		1.3	4,853
Grade 2. Range \$2,980 to \$3,640:			
.....		2.4	7,236
Grade 1. Range \$2,320 to \$2,980:			
.....		1.7	3,566
Subprofessional service:			
Grade 5. Range \$2,100 to \$2,496:			
.....		1.7	3,500
Crafts, protective, and custodial service:			
Grade 3. Range \$1,572 to \$1,902:			
.....		2.4	3,944
Total permanent, departmental.....		125.4	325,492
Part-time employment, departmental.....		0.4	666
Overtime pay, departmental.....			851
Night-work differential, departmental.....			739
All personal services, departmental.....		125.8	327,748
<b>PERSONAL SERVICES, FIELD</b>			
Clerical, administrative, and fiscal service:			
Grade 7. Range \$2,980 to \$3,640:			
.....		0.3	993
Grade 4. Range \$2,100 to \$2,496:			
.....		0.3	700
Total permanent, field.....		0.6	1,693
Overtime pay, field.....			59
All personal services, field.....		0.6	1,752
01 Personal services (net).....		126.4	329,500
<b>OTHER OBLIGATIONS</b>			
02 Travel.....			800
03 Transportation of things.....			100
04 Communication services.....			5,500
Payment for penalty mail.....			1,400
05 Rents and utility services.....			300
06 Printing and binding.....			11,000
07 Other contractual services.....			23,293
08 Supplies and materials.....			6,000
09 Equipment.....			400
Total other obligations.....			48,793
Grand total obligations.....		378.2	293

By objects	Obligations		
	Estimate, 1947	Estimate, 1946	Actual, 1945
Received by transfer from "Salaries and expenses, Office of War Information".....		- \$378, 293	
Total estimate or appropriation.....			

[No part of the appropriations herein made to the Bureau of the Budget shall be used for the maintenance or establishment of more than four regional, field, or any other offices outside the District of Columbia.] (Act of May 3, 1945, Public Law 49.)

Total, Bureau of the Budget, annual appropriations, general account:  
 Estimate 1947, \$4,052,500      Appropriated 1946, \$2,729,357

Statement of proposed expenditures for purchase, maintenance, repair, and operation of passenger-carrying vehicles for the fiscal year ending June 30, 1947

BUREAU OF THE BUDGET

Appropriation	Vehicles (motor unless otherwise indicated) to be purchased		Old vehicles to be exchanged		Net cost of vehicles to be purchased	Old vehicles still to be used	Total maintenance, repair, and operation, all vehicles	Public purpose and users
	Number	Gross cost	Number	Allowance (estimated)				
Salaries and expenses, Bureau of the Budget.						3	\$1,500	For transportation of officers and staff of Bureau of the Budget to departmental offices in Washington.

1 Based on actual costs of \$1,153 for fiscal year 1945; adjusted for anticipated increase due to age of vehicles.

COMMITTEE FOR CONGESTED PRODUCTION AREAS

Salaries and Expenses, Committee for Congested Production Areas—  
 Expenses of Liquidation, Committee for Congested Production Areas, Bureau of the Budget—

By objects	Obligations					
	Estimate, 1947		Estimate, 1946		Actual, 1945	
	Man- years	Total salary	Man- years	Total salary	Man- years	Total salary
Personal services.....					28.6	\$160,626
Accumulated leave.....						29,242
01 Personal services (net).....					28.6	189,868
<b>OTHER OBLIGATIONS</b>						
02 Travel.....						13,440
03 Transportation of things.....						238
04 Payment for penalty mail.....						6,829
05 Rents and utility services.....						6,573
06 Printing and binding.....						825
07 Other contractual services.....						3,261
08 Supplies and materials.....						981
09 Equipment.....						178
Total other obligations.....						32,325
Grand total obligations.....						222,193
Estimated savings, unobligated balance.....						77,807
Total estimate or appropriation.....						300,000

By objects	Obligations		
	Estimate, 1947	Estimate, 1946	Actual, 1945
Grand total obligations.....			\$6,170
Prior year balance available in 1945.....			-6,170
Total estimate or appropriation.....			

OFFICE FOR EMERGENCY MANAGEMENT

(Including its constituent agencies)

OFFICE OF CENSORSHIP

OFFICE OF PRICE ADMINISTRATION

OFFICE OF STRATEGIC SERVICES

PETROLEUM ADMINISTRATION FOR WAR

NOTE.—Detailed schedules of obligations for the fiscal years 1945 and 1946 and any estimates of appropriation for the fiscal year 1947 for these agencies will be transmitted to the Congress with the Military and Navy budgets in the spring of 1946 as heretofore. However, the summary financial statements include tentative estimates for these agencies for the fiscal year 1947.

LIAISON OFFICE FOR PERSONNEL MANAGEMENT

Emergency Fund for the President, National Defense (Allotment to Executive Office of the President, Liaison Office for Personnel Management)—

By objects	Obligations					
	Estimate, 1947		Estimate, 1946		Actual, 1945	
	Man- years	Total salary	Man- years	Total salary	Man- years	Total salary
<b>PERSONAL SERVICES, DEPARTMENTAL</b>						
Clerical, administrative, and fiscal service: Grade 15. Range \$8,750 to \$9,500: Consultant-technical assistant.....					0.3	\$2,250
Grade 9. Range \$3,640 to \$4,300: Chief clerk.....					0.5	1,650
Grade 6. Range \$2,650 to \$3,310.....					0.5	1,200
Total permanent, departmental.....					1.3	5,100
Overtime pay, departmental.....						731
01 Personal services (net).....					1.3	5,831
<b>OTHER OBLIGATIONS</b>						
02 Travel.....						291
08 Supplies and materials.....						37
09 Equipment.....						11
Total other obligations.....						339

WAR REFUGEE BOARD

Salaries and Expenses, War Refugee Board—

[Not to exceed \$16,000 of the authorization for the expenditure by the War Refugee Board of \$150,000 from the Emergency Fund for the President, contained in the First Supplemental Appropriation Act, 1945, is hereby continued available until June 30, 1946, for completing the liquidation of the activities of such Board.] (Act of July 5, 1945, Public Law 132.)

By objects	Obligations					
	Estimate, 1947		Estimate, 1946		Actual, 1945	
	Man- years	Total salary	Man- years	Total salary	Man- years	Total salary
01 Personal services (net).....			2	\$11,814	8.8	\$33,144
<b>OTHER OBLIGATIONS</b>						
02 Travel.....				61		4,091
04 Communication services: Payment for penalty mail.....				500		4,566
						36

WAR REFUGEE BOARD—Continued

Salaries and Expenses, War Refugee Board—Continued

By objects	Obligations		
	Estimate, 1947	Estimate, 1946	Actual, 1945
OTHER OBLIGATIONS—continued			
07 Other contractual services.....		\$100	\$40,292
08 Supplies and materials.....		2	240
Total other obligations.....		663	49,225
Grand total obligations.....		12,477	82,369
Received by transfer from "Emergency fund for the President, national defense".....			-150,000
1945 balance available in 1946.....		-16,000	+16,000
Estimated savings, unobligated balance.....		3,525	51,631
Total estimate or appropriation.....			

Emergency Fund for the President, National Defense (Allotment to War Refugee Board)—

By objects	Obligations		
	Estimate, 1947	Estimate, 1946	Actual, 1945
01 Personal services (net).....		Man- Total years salary \$55,108	Man- Total years salary \$26,098
OTHER OBLIGATIONS			
02 Travel.....		4,326	3,940
04 Communication services.....		17,488	14,053
07 Other contractual services.....		82,038	2,060,626
Special projects.....		67,599	215,302
08 Supplies and materials.....		646	665
09 Equipment.....		300	1,074
Total other obligations.....		172,397	2,295,660
Grand total obligations.....		227,505	2,321,758
Received by transfer from "Emergency fund for the President, national defense".....			-101,399
Prior year balance available in 1945.....			-2,474,975
1945 balance available in 1946.....		-254,616	+254,616
Estimated savings, unobligated balance.....		27,111	
Total estimate or appropriation.....			

Foreign-Service Pay Adjustment, Appropriation of Foreign Currencies (War Refugee Board)—

By objects	Obligations		
	Estimate, 1947	Estimate, 1946	Actual, 1945
01 Personal services (net).....		\$1,609	\$214
OTHER OBLIGATIONS			
02 Travel.....		1,262	144
Total obligations.....		2,871	358
Received by transfer from appropriation under above title.....		-3,000	-600
Estimated savings, unobligated balance.....		129	242
Total estimate or appropriation.....			

Claims, Judgments, and Private Relief Acts—

13 Refunds, awards, and indemnities: Obligations—1945, \$51.89.

Total, Executive Office of the President, annual appropriations, general account:

Estimate 1947, \$5,195,160

Appropriated 1946, \$4,988,885

EMERGENCY FUNDS APPROPRIATED TO THE PRESIDENT

EMERGENCY FUND FOR THE PRESIDENT

Emergency Fund for the President, National Defense—

Emergency fund for the President: [The] *Not to exceed \$5,000,000 of the appropriation "Emergency fund for the President", contained in the First Supplemental National Defense Appropriation Act, 1943, as supplemented and amended, is hereby continued available until June 30, [1946] 1947. (Act of July 5, 1945, Public Law 132.)*

By objects	Obligations		
	Estimate, 1947	Estimate, 1946	Actual, 1945
Allotted to—			
Executive Office of the President:			
Conferences, missions, etc.....		\$100,000	\$125,000
Office for Emergency Management:			
Foreign Economic Administration.....			61,899
Office of Defense Transportation.....			1,753,012
War Refugee Board.....			251,399
Independent offices:			
Office of War Mobilization and Recon- version.....			147,624
Veterans Administration.....		200,000	
Federal Security Agency.....		1,300,000	423,000
Department of Agriculture.....			396,353
Department of Commerce.....		80,000	1,489,608
Department of the Interior.....			260,000
Department of Justice.....		1,325,000	1,175,000
Department of Labor.....		15,000	
Navy Department.....			1,169
Department of State.....		2,019,500	19,631,460
Treasury Department.....			8,498
War Department.....			5,000,000
Reserve for future allotment.....	\$5,000,000	14,055,875	
Total allotments.....	5,000,000	19,095,375	30,624,022
Received by transfer from "War contribu- tions fund, Treasury Department".....			-101,399
Reappropriation of 1944 balance for 1945.....			-99,617,998
Reappropriation of 1945 balance for 1946.....		-69,095,375	+69,095,375
Reappropriation of 1946 balance for 1947.....	-5,000,000	+5,000,000	
Estimated savings, unobligated balance.....		45,000,000	
Total estimate or appropriation.....			

FOREIGN WAR RELIEF

Foreign War Relief—

[Not to exceed \$2,150,000 of the appropriation "Foreign war relief" contained in the Second Deficiency Appropriation Act, 1942, is hereby continued available until December 31, 1945, to provide for the termination of the program for which such appropriation was made.] (Act of July 5, 1945, Public Law 132.)

By objects	Obligations		
	Estimate, 1947	Estimate, 1946	Actual, 1945
Allotted to—			
Treasury Department.....		\$2,000,000	\$2,157,000
War Department.....		150,000	1,350,000
Total allotments.....		2,150,000	3,507,000
Reappropriation of 1944 balance for 1945.....			-5,657,000
Reappropriation of 1945 balance for 1946.....		-2,150,000	+2,150,000
Total estimate or appropriation.....			

DEFENSE AID

UNITED NATIONS RELIEF AND REHABILITATION ADMINISTRATION

NOTE.—The detailed schedules of obligations for defense aid and the United Nations Relief and Rehabilitation Administration will be submitted to the Congress as a part of a supplementary budget in the spring of 1946.



INDEPENDENT OFFICES

AMERICAN BATTLE MONUMENTS COMMISSION

American Battle Monuments Commission—

For all expenses necessary for the work of the American Battle Monuments Commission authorized by the Act of March 4, 1923 (36 U. S. C. 121-138), and by Executive Order 6614 of February 26, 1934, including the acquisition of land or interest in land in foreign countries for carrying out the purposes of said Act and Executive order without submission to the Attorney General of the United States under the provisions of section 355 of the Revised Statutes (34 U. S. C. 520; 40 U. S. C. 255); employment of personal services in the District of Columbia and elsewhere; purchase and repair of uniforms for caretakers of national cemeteries and monuments in Europe at a cost not exceeding \$500; \$600; travel expenses; not to exceed \$15; \$50 for deposit in the general fund of the Treasury for cost of penalty mail as required by section 2 of the Act of June 28, 1944 (Public Law 364); rent of office and garage space in foreign countries which may be paid for in advance; the purchase of one and the maintenance, repair, and operation of motor-propelled passenger-carrying vehicles [which may be furnished to the Commission by other departments of the Government or acquired by purchase]; printing, binding, engraving, lithographing, photographing, and typewriting, including the publication of information concerning the American activities, battlefields, memorials, and cemeteries in Europe; [transfer of household goods and effects as provided by the Act of October 10, 1940, and regulations promulgated thereunder, and, when ordered or approved by the Commission, expenses of travel of dependents of employees when transferred from one official station to another, and] the temporary transfer of employees by the Commission between places in foreign countries or between foreign countries and the United States, including transfers incident thereto, or, in the case of new appointments, transfer from place of appointment, may, if ordered or approved by the Commission, be regarded as a transfer from one official station to another for permanent duty for the purpose of authorizing the payment of travel of dependents and for the purposes of [said] the Act of October 10, 1940, and regulations promulgated thereunder; and the purchase of maps, textbooks, newspapers, and periodicals; \$30,000; \$273,800: *Provided*, That notwithstanding the requirements of existing laws or regulations, and under such terms and conditions as the Commission may in its discretion deem necessary and proper, the Commission may contract for work, supplies, materials, and equipment in Europe and engage, by contract or otherwise, the services of architects, firms of architects, and other technical and professional personnel: *Provided further*, [That when traveling on business of the Commission, officers of the Army serving as members or as secretary of the Commission may be reimbursed for expenses as provided for civilian members of the Commission: *And provided further*,] That the Commission may delegate to its chairman, secretary, or officials in charge of either its Washington or Paris offices, under such terms and conditions as it may prescribe, such of its authority as it may deem necessary and proper. (41 U. S. C. 5; 5 U. S. C. 118a; Executive Order 6690, Apr. 25, 1934; Act of May 3, 1945, Public Law 49; Act of Dec. 28, 1945, Public Law 269.)

Annual appropriation, general account:

Estimate 1947, \$273,800                      Appropriated 1946, \$42,000

\* Includes \$2,000 appropriated in the First Deficiency Appropriation Act, 1946.

By objects	Obligations					
	Estimate, 1947		Estimate, 1946		Actual, 1945	
	Man-years	Total salary	Man-years	Total salary	Man-years	Total salary
<b>PERSONAL SERVICES, DEPARTMENTAL</b>						
Clerical, administrative, and fiscal service:						
Grade 11. Range \$4,300 to \$5,150:						
Acting secretary.....	1	\$5,180				
Grade 4. Range \$2,100 to \$2,496.....	1	2,430	1	\$2,414	1	\$2,025

By objects	Obligations					
	Estimate, 1947		Estimate, 1946		Actual, 1945	
	Man-years	Total salary	Man-years	Total salary	Man-years	Total salary
<b>PERSONAL SERVICES, DEPARTMENTAL—CON.</b>						
Crafts, protective, and custodial service:						
Grade 2. Range \$1,440 to \$1,770.....	1	\$1,440				
Total permanent, departmental.....	3	9,050	1	\$2,414	1	\$2,025
Overtime pay, departmental.....				68		439
All personal services, departmental.....	3	9,050	1	2,482	1	2,464
<b>PERMANENT, FIELD, DOLLAR EMPLOYEES</b>						
Clerical, administrative, and fiscal service:						
Grade 4. Range \$2,100 to \$2,496.....	1	2,364	1	2,336	1	2,247
Grade 3. Range \$1,902 to \$2,298.....	1	1,968				
Grade 2. Range \$1,704 to \$2,100.....	1	2,034	1	2,006	1	1,907
Grade 1. Range \$1,506 to \$1,902.....	1	864				
Subprofessional service:						
Grade 6. Range \$2,320 to \$2,980.....	1	2,320				
Grade 4. Range \$1,902 to \$2,298.....	2	4,200				
Grade 2. Range \$1,572 to \$1,968.....	1	1,856	1	1,825	1	1,820
Crafts, protective, and custodial service:						
Grade 8. Range \$2,540 to \$3,200.....	2	6,180				
Grade 5. Range \$1,968 to \$2,364.....	5	11,820				
Grade 4. Range \$1,770 to \$2,166.....	4	8,004				
Grade 3. Range \$1,572 to \$1,968.....	1	1,856	1	1,809	1	1,325
Grade 2. Range \$1,440 to \$1,770.....			1	1,627	1	1,220
Total permanent, field, dollar employees.....	20	43,426	5	9,603	5	8,519
<b>PERMANENT, FIELD, FRENCH FRANC EMPLOYEES</b>						
Unclassified.....	33	24,449	33	19,107	28	16,312
Total permanent, field.....	53	67,875	38	28,710	33	24,831
Part-time employment, field.....	21	14,175	7.5	3,587	11.3	5,380
Additional pay for foreign service, field.....		5,572		1,351		
Cost of living allowance, field.....		10,403				
All personal services, field.....	74	98,025	45.5	33,648	44.3	30,211
Total, departmental and field.....	77	107,075	46.5	36,130	45.3	32,675
Deduct for quarters furnished.....		1,380				
01 Personal services (net).....	77	105,695	46.5	36,130	45.3	32,675
<b>OTHER OBLIGATIONS</b>						
02 Travel.....		4,700		950		720
03 Transportation of things.....		2,000		40		38
04 Communication services.....		500		290		233
Payment for penalty mail.....		30		15		15
05 Rents and utility services.....		1,700		1,200		1,153
06 Printing and binding.....		250		45		122
07 Other contractual services:						
Repairs to structures, grounds, and equipment.....		137,920		2,080		986
Storage and care of motor vehicles.....		1,000		600		760
08 Supplies and materials.....		10,750		200		345
09 Equipment.....		7,800		200		405
10 Lands and structures.....		1,365		250		229
Total other obligations.....		168,105		5,870		5,006
Grand total obligations.....		273,800		42,000		37,681
Estimated savings, unobligated balance.....						4,104
Total estimate or appropriation.....		273,800		42,000		41,785

American Battle Monuments Commission, No Year—

By objects	Obligations		
	Estimate, 1947	Estimate, 1946	Actual, 1945
06 Printing and binding.....			\$5,638
Prior year balance available in 1945.....			—5,807
1945 balance available in 1946.....		—\$169	+169
Estimated savings, unobligated balance.....		169	
Total estimate or appropriation.....			

Statement of proposed expenditures for purchase, maintenance, repair, and operation of passenger-carrying vehicles for the fiscal year ending June 30, 1947

## AMERICAN BATTLE MONUMENTS COMMISSION

Appropriation	Vehicles (motor unless otherwise indicated) to be purchased		Old vehicles to be exchanged		Net cost of vehicles to be purchased	Old vehicles still to be used	Total maintenance, repair, and operation, all vehicles	Public purpose and users
	Number	Gross cost	Number	Allowance (estimated)				
American Battle Monuments Commission.	1	\$500			\$500	4	\$1,000	1 new machine for use of officer in charge on inspection trips to American cemeteries and memorials in France and Belgium and other official business; 1 old machine reserved for members of Commission in making inspection trips and official calls; and 3 old machines to be used as long as possible without important repairs by officers and employees engaged in supervision and maintenance of cemeteries and memorials.

## AMERICAN COMMISSION FOR THE PROTECTION AND SALVAGE OF ARTISTIC AND HISTORIC MONUMENTS IN WAR AREAS

## Salaries and Expenses, American Commission for the Protection and Salvage of Artistic and Historic Monuments in War Areas—

For all expenses necessary for completing the work of the American Commission for the Protection and Salvage of Artistic and Historic Monuments in War Areas in performing its functions, as described in the letter of the Secretary of State, approved by the President, June 23, 1943, as amended, including the employment of persons, without regard to citizenship, in the District of Columbia and elsewhere; not to exceed \$15,000 for the temporary employment of persons or organizations by contract or otherwise without regard to the civil service and classification laws or section 3709 of the Revised Statutes; travel expenses, purchase of books of reference, periodicals, and newspapers; not to exceed \$90 for deposit in the general fund of the Treasury for cost of penalty mail as required by section 2 of the Act of June 28, 1944 (Public Law 364); and printing and binding; \$40,000. (Act of May 3, 1945, Public Law 49.)

Annual appropriation, general account:

Appropriated 1946, \$40,000

By objects	Obligations					
	Estimate, 1947		Estimate, 1946		Actual, 1945	
<b>PERSONAL SERVICES, DEPARTMENTAL</b>	Man-years	Total salary	Man-years	Total salary	Man-years	Total salary
Clerical, administrative, and fiscal service:						
Grade 14. Range \$7,175 to \$8,225:						
Assistant secretary-treasurer.....			1.1	\$7,495	1	\$6,500
Grade 5. Range \$2,320 to \$2,980.....			1	2,366	1	2,000
Grade 4. Range \$2,100 to \$2,496.....			0.9	1,777		
Grade 3. Range \$1,902 to \$2,298.....					0.5	844
Grade 2. Range \$1,704 to \$2,100.....					0.3	452
Professional service:						
Grade 5. Range \$5,180 to \$6,020:						
Special assistant to the secretary-treasurer.....			0.3	1,295	0.8	3,833
Grade 4. Range \$4,300 to \$5,180:						
Research analyst.....			1	4,168		
Grade 2. Range \$2,980 to \$3,640.....			0.8	2,467		
Grade 1. Range \$2,320 to \$2,980.....			0.9	2,142		
Total permanent, departmental.....	6	21,650	3.6	13,629		
Temporary employment, departmental.....	0.8	1,836	2.3	4,672		
Part-time employment, departmental.....	0.5	951	0.4	563		
W. O. C. employment, departmental.....	0.6	0				
Overtime pay, departmental.....		372				2,554
01 Personal services (net).....			7.9	24,809	6.3	21,418
<b>OTHER OBLIGATIONS</b>						
02 Travel.....				8,500		8,475
04 Communication services.....				1,310		1,445
Payment for penalty mail.....				90		50
06 Printing and binding.....				4,250		112
07 Other contractual services.....				655		5,258
08 Supplies and materials.....				236		478
09 Equipment.....				150		1,330
Total other obligations.....				15,191		17,148
Grand total obligations.....				40,000		38,566
Estimated savings, unobligated balance.....						1,434
Total estimate or appropriation.....				40,000		40,000

## BOARD OF INVESTIGATION AND RESEARCH—TRANSPORTATION

## Salaries and Expenses, Board of Investigation and Research—

By objects	Obligations		
	Estimate, 1947	Estimate, 1946	Actual, 1945
01 Personal services (net).....			\$19,107
<b>OTHER OBLIGATIONS</b>			
02 Travel.....			24
03 Transportation of things.....			4
04 Communication services.....			205
06 Printing and binding.....			387
07 Other contractual services.....			336
08 Supplies and materials.....			47
Total other obligations.....			1,003
Grand total obligations.....			20,110
Prior year balance available in 1945.....			-23,016
Estimated savings, unobligated balance.....			2,906
Total estimate or appropriation.....			

## CANAL ZONE BIOLOGICAL AREA

## Trust account:

## Donations, Canal Zone Biological Area—

The Act of July 2, 1940, section 6, provides that all moneys received by donation, subscription, fees, or otherwise, except the moneys appropriated pursuant to section 7 of said Act, shall be deposited into the Treasury as a trust fund, to be appropriated for the purposes of said Act. Disbursements of such funds are made by the Secretary of the Treasury through the Division of Disbursement on requisitions or vouchers signed by or on authority of the executive officer of the Board of Directors of the Canal Zone Biological Area. (54 Stat. 724.)

Estimate 1947, \$3,000

Appropriated 1946, \$0

Revised 1946, \$5,000

By objects	Obligations		
	Estimate, 1947	Estimate, 1946	Actual, 1945
07 Other contractual services.....	\$8,000	\$8,000	\$9,079
Prior year funds available in 1945.....			-3,841
1945 funds available in 1946.....		-10,885	+10,885
1946 funds available in 1947.....	-7,885	+7,885	
1947 funds available in 1948.....	+2,885		
Total estimate of appropriation.....	3,000	5,000	16,123

## CIVIL SERVICE COMMISSION

## Salaries and Expenses, Civil Service Commission—

Salaries and expenses: For all expenses necessary for the work of the Civil Service Commission, including personal services in the District of Columbia; not to exceed \$3,750 for employment of expert examiners not in the Federal service on special subjects for which examiners within the service are not available; medical examina-

tions, including not to exceed \$50,000 for medical examinations performed for veterans by private physicians on a fee basis; contract stenographic reporting services; traveling expenses, including those of examiners acting under the direction of the Commission, and expenses of examinations and investigations held in Washington and elsewhere; witness fees and mileage, including fees to deponents and persons taking depositions, at rates paid in the courts of the United States; rental of equipment; not to exceed \$10,000 for purchase and exchange of lawbooks, books of reference, newspapers, and periodicals; not to exceed \$200 for payment in advance for library membership in societies whose publications are available to members only or to members at a price lower than to the general public; charts; gloves and other protective equipment for photostat and other machine operators; maintenance, and repair of motortrucks, motorcycles, and bicycles; not to exceed \$217,000 \$300,000 for printing and binding; \$8,673,882 \$11,965,000, of which not to exceed \$50,000 shall be available for reimbursement to the Veterans Administration for services rendered the Commission in connection with physical examinations of applicants for and employees in the Federal classified service; not to exceed \$90,000 \$56,000 for performing the duties imposed upon the Civil Service Commission by the Act of July 19, 1940 (54 Stat. 767); not to exceed \$237,600 \$292,095 for deposit in the general fund of the Treasury for cost of penalty mail as required by section 2 of the Act of June 28, 1944 (Public Law 364); and not to exceed \$3,000 for actuarial services by contract, without regard to section 3709, Revised Statutes: *Provided*, That no details from any executive department or independent establishment in the District of Columbia or elsewhere to the Commission's central office in Washington or to any of its regional offices shall be made during the fiscal year ending June 30, [1946] 1947, but this shall not affect the making of details for service as members of the boards of examiners outside the immediate offices of the regional directors, nor shall it affect the making of details of persons qualified to serve as expert examiners on special subjects: *Provided further*, That the Civil Service Commission shall have power in case of emergency to transfer or detail any of its employees to or from its office or field force.

[Salaries and expenses: For an additional amount for salaries and expenses, Civil Service Commission, fiscal year 1946, including the objects specified under this head in the Independent Offices Appropriation Act, 1946, \$670,000, which amount, together with the appropriation to which added, shall be available for medical examinations performed for veterans by private physicians at the direction of the Commission, and for all expenses necessary for administering the Federal Employees' Pay Act of 1945.] (5 U. S. C. 632, 691; 18 U. S. C. 611; 31 U. S. C. 588; Executive Orders 6670, Apr. 7, 1934; 6731, June 5, 1934; 7915 and 7916, June 24, 1938; Act of May 3, 1945, Public Law 49; Act of July 5, 1945, Public Law 132; Act of Dec. 28, 1945, Public Law 269.)

Estimate 1947, \$11,965,000 Appropriated 1946, \$9,943,882  
 \* Includes \$600,000 appropriated in the First Deficiency Appropriation Act, 1946.

By objects	Obligations					
	Estimate, 1947		Estimate, 1946		Actual, 1945	
	Man-years	Total salary	Man-years	Total salary	Man-years	Total salary
<b>PERSONAL SERVICES, DEPARTMENTAL</b>						
Clerical, administrative, and fiscal service: Grade 16. In excess of \$9,800: Commissioner.....	3	\$30,000	3	\$30,000	3	\$30,000
Grade 15. Range \$3,750 to \$9,800:						
Chairman, Council of Personnel Administration.....	1	9,275	1	9,275	1	8,500
Chief, administrative services.....	1	9,013	1	9,013	1	8,250
Chief, field operations.....	1	9,013	1	9,013	1	8,250
Chief of division.....	2	17,763	2	17,763	1.5	11,917
Grade 14. Range \$7,175 to \$3,225:						
Assistant chief, administrative services.....	1	8,225	1	8,225		
Assistant chief, field operations.....	1	7,438	1	7,438	1	6,625
Assistant chief of division.....	1	7,175				
Assistant to executive director and chief examiner.....	1	7,438	1	7,438	1	6,750
Associate chief of division.....	1	7,438	1	7,438	1	6,750
Associate chief of section.....	1	7,175				
Chairman, loyalty rating board.....			0.5	3,588	1	6,500
Chief of division.....	3	21,525	2.9	20,805	1.6	10,563
Chief of section.....	6	44,625	6	44,101	5	32,625
Chief, organization and methods staff.....	0.5	3,588				
Chief, program planning staff.....	1	7,175	1	7,175	0.5	3,250
Director of personnel.....	1	7,175	1	7,175	0.6	3,918
Field operations supervisor.....	1	7,438	1	7,438	1	6,500
Head administrative officer.....	1	6,230			1	6,500
Organization and methods examiner.....					1	6,500
Retirement adviser and consultant.....	0.8	6,580	0.9	7,403		
Grade 13. Range \$6,230 to \$7,070:						
Assistant chief of division.....	2	12,460	2	12,460	1.4	7,700
Assistant chief of section.....	3	19,320	3	18,090	2	11,200
Assistant director of personnel.....	1	6,230				
Associate chief of unit.....	1	6,230				

By objects	Obligations						
	Estimate, 1947		Estimate, 1946		Actual, 1945		
	Man-years	Total salary	Man-years	Total salary	Man-years	Total salary	
<b>PERSONAL SERVICES, DEPARTMENTAL—CON.</b>							
Clerical, administrative, and fiscal service—Continued:							
Grade 13. Range \$6,230 to \$7,070—Con.							
Chief, instructions and manuals staff.....	1	\$6,440	1	\$6,440	0.5	\$2,800	
Chief of division.....	2	12,460	2	13,125	3.7	21,542	
Chief of section.....			2	12,460	1.9	11,175	
Civil service qualifications examiner.....					2	11,250	
Civil service representative.....	3	19,320	2.2	13,797	3	17,000	
Director of personnel.....					0.4	2,224	
Efficiency rating adviser.....	1	6,230	1	6,230	0.7	3,842	
Examiner in charge.....	1	6,860					
Executive assistant.....	1	6,440	1	6,440	1	5,800	
Field liaison officer.....	2	12,670	2.7	17,031	1	5,842	
Group leader.....	2	12,460	2	12,460	1.4	7,682	
Head of unit.....	1	6,440					
Investigator.....	5	33,040	4	24,920	6	34,099	
Member, loyalty rating board.....			1	6,230	2	11,200	
Organization and methods examiner.....	2	12,670	1.3	8,309	2	11,200	
Program planning assistant.....	1	6,230	0.3	1,850			
Recruiting representative.....					1	6,000	
Reduction in force adviser.....	1	6,230	1	6,230			
Staff assistant.....	1	6,440					
Grade 12. Range \$5,180 to \$6,020:							
Assistant chief of division.....	4	21,140	3	15,960	0.8	3,833	
Assistant chief of section.....	3	15,540	1	5,180	0.3	1,507	
Assistant to chief of division.....	1	5,180	1	5,180	1	4,000	
Chief of division.....						0.2	944
Chief of section.....	6	31,290	5.3	27,454	3.5	16,200	
Civil service qualifications examiner.....	1	5,180	0.6	2,590	1	4,700	
Civil service representative.....			2.7	13,468	1.6	8,127	
Efficiency rating adviser.....	7	35,150	9	46,620	0.3	1,507	
Efficiency rating examiner.....					10	44,682	
Field inspector.....	1	5,180	0.5	2,590	1	5,400	
Field liaison officer.....	3.5	19,914	2.5	12,950	2	9,200	
Instructions and manuals editor.....	1	5,180	1	5,180			
Investigator.....			0.3	1,554	10.4	47,668	
Liaison officer.....	1	5,180					
Procedures examiner.....	1	5,180					
Organization and methods examiner.....	2.3	11,914	2.5	13,370	2	9,200	
Position classifier.....	9	52,920	10	51,800	2	9,200	
Program planning assistant.....	0.8	4,144					
Recruiting representative.....					6	27,600	
Reduction in force adviser.....	2.1	10,878	3.4	17,546			
Staff assistant.....	2	10,360	1.6	8,288			
Grade 11. Range \$4,300 to \$5,180:							
Accountant.....	1	4,520				1.5	6,100
Assistant chief of division.....	1	4,300				1.9	7,262
Assistant chief of section.....	1	4,300	0.6	2,580	1	4,200	
Assistant to chief of division.....							
Assistant to chief of section.....	2	8,820					
Budget examiner.....	1	4,300	1	4,300	0.4	1,425	
Chief of section.....	6	25,800	6.3	27,090	2	7,700	
Chief of unit.....	1	4,520	0.5	2,150			
Civil service qualifications examiner.....	1	4,960	4	18,060	3	11,400	
Civil service representative.....	0.5	2,480	1	4,960			
Efficiency rating examiner.....	1	4,300	1	4,300	0.5	1,957	
Field liaison officer.....					0.5	1,963	
Instructions and manual writer.....	1	4,920	1	4,520			
Investigator.....	2	9,040	2	8,600	7.1	28,362	
Liaison officer.....	1	4,300					
Manual supervisor.....					1	3,900	
Organization and methods examiner.....	1	4,300					
Position classifier.....	7	31,860	7	30,100	1.6	5,140	
Press and public relations representative.....	1	4,300					
Principal editor.....					1	3,726	
Procedures consultant.....	1	4,740					
Procedures examiner.....	1	4,300					
Program reviewer.....	1	4,740					
Rating examiner.....	1	4,300	3.4	14,730	0.5	1,900	
Recruiting representative.....					1	3,800	
Reduction in force adviser.....	1	4,300	1.5	6,450			
Retirement representative.....	5	21,500	5	21,500	5.8	21,923	
Specifications writer.....	5	22,600	5	21,500	4.5	17,142	
Staff assistant.....	3	13,560	0.5	2,150			
Staff officer.....	1	4,300					
Training officer.....					1	3,800	
Grade 10. Range \$3,970 to \$4,630:							
Assistant chief of section.....	2	8,050	1.6	6,352	1	3,500	
Chief of section.....	2	7,940	2	7,940	0.4	1,458	
Chief of unit.....					1	3,975	
Civil service qualifications examiner.....	2	8,380	3	12,350	3.7	13,358	
Investigator.....					2.2	7,371	
Preference specialist.....	1	3,970			0.5	1,604	
Supervisor.....					0.4	1,536	
Grade 9. Range \$3,640 to \$4,300:							
Administrative assistant.....			1.5	5,278	5.1	16,558	
Annuity claims reviewer.....	13	47,320	1	3,640			
Assistant chief of section.....	3	11,140	1.3	4,842	0.1	471	
Management reports officer.....	1	3,640					
Budget examiner.....	1	3,750	1	3,750	0.6	2,022	
Assistant to field operations supervisor.....	0.1	355	0.2	728			
Chief of section.....	7	25,920	7.6	28,104	6.1	20,450	
Chief of subunit.....	1	3,750	1.3	4,952			
Chief of unit.....	2	7,280	1	3,640	0.1	471	
Civil service qualifications examiner.....	12	45,110	7	25,920	7	22,400	
Civil service representative.....					1.3	4,316	
Classification officer.....					1	3,200	
Editor.....	4	14,560	2.5	9,100			
Field auditor.....	1	3,640	1	3,640			
Field liaison officer.....	1.2	4,724	1.4	5,426	2	6,650	
Instructions and manual writer.....	2.3	8,354	1.5	5,460			
Investigator.....	2.8	11,050	3.6	13,104	23.5	75,918	
Interviewer.....	1	3,860					
Machine methods examiner.....	1	3,640	0.3	1,092	1	3,275	



By objects	Obligations						
	Estimate, 1947		Estimate, 1946		Actual, 1945		
<b>PERSONAL SERVICES, FIELD—continued</b>							
Clerical, administrative, and fiscal service—Continued	Man-	Total	Man-	Total	Man-	Total	
Grade 10. Range \$3,970 to \$4,630—Con.	years	salary	years	salary	years	salary	
Investigator					16.7	\$59,514	
Recruiting representative			2	\$7,940	7.4	25,933	
Supervisor of office operations	13	\$51,610	9	35,730	3.9	14,185	
Veterans Federal employment representative			1.7	6,749	1.2	4,559	
Veterans vocational counselor			7	27,790	1	3,500	
Grade 9. Range \$3,640 to \$4,300:							
Administrative assistant			2	7,280	10.3	33,524	
Assistant chief of division			1.3	4,732	1.5	4,933	
Assistant veterans vocational counselor			1	3,640	0.2	533	
Chief of section	13	47,320	17	61,880	10.1	32,753	
Chief of unit			2	7,280	2.6	8,367	
Civil service qualifications examiner	32	116,480	66	240,240	4.1	13,047	
Civil service representative	28.2		110		1.6		
Investigator		102,947		401,280		5,208	
	70.9		138.9		139.9		
Local board inspector		258,159		595,608		451,475	
Organization and methods examiner	10	36,400		6	21,840	0.3	933
Personnel technician			0.3	1,062	0.3	933	
Position classifier	33.5		20		3.1	267	
Procedures and operations examiner		122,140		72,910			
Rating examiner	14	50,660		0.7	2,548	0.3	800
Recruiting representative			13	47,320	8	25,962	
					152.1		
Staff assistant					0.4	1,275	
Veterans Federal employment representative					0.5	1,662	
Grade 8. Range \$3,310 to \$3,970	5	16,550	4	13,240	3.1	9,210	
Grade 7. Range \$2,980 to \$3,640	62		97.4		181		
Grade 6. Range \$2,650 to \$3,310	5	185,200		290,945		472,533	
Grade 5. Range \$2,320 to \$2,980	48	13,250	4	10,600	12.4	29,080	
		111,360		374,672		158,020	
Grade 4. Range \$2,100 to \$2,496	139.5		207.2		111.4		
		292,940		435,120		201,977	
Grade 3. Range \$1,902 to \$2,298	307.8		220.3		225.5		
		585,659		419,017		367,199	
Grade 2. Range \$1,704 to \$2,100	635.1		490.6		315.4		
		1,082,210		835,989		456,404	
Grade 1. Range \$1,506 to \$1,902	323.9		204.6		37.4		
		487,794		308,128		47,218	
<b>Professional service:</b>							
Grade 6. Range \$6,230 to \$7,070:							
Chief of division	8	49,840	10	62,300	4.2	24,407	
Training consultant					5.5	31,455	
Grade 5. Range \$5,180 to \$6,020:							
Appeals examiner	10	51,800	9.7	50,246			
Chief of section	10	51,800		9.7	50,246	0.7	3,362
Medical officer	9	46,620		8.5	44,030	1.4	6,491
Training consultant					2.7	12,215	
Grade 4. Range \$4,300 to \$5,180:							
Assistant chief of section			1.3	4,732	0.3	1,214	
Medical officer	10	43,000	5	21,500	0.9	3,114	
<b>Crafts, protective, and custodial service:</b>							
Grade 4. Range \$1,770 to \$2,166	1	1,770	1	1,770	0.5	747	
Grade 3. Range \$1,572 to \$1,902	8	12,576	4	6,288	1.8	2,308	
Grade 2. Range \$1,440 to \$1,770	30	43,290	12	17,280	10.3	12,567	
<b>Total permanent, field</b>	1,987.9		2,028.2		1,464.8		
		4,719,800		5,317,933		3,528,712	
W. A. E. employment, field					0.4	2,480	
Overtime pay, field						109,749	
Additional pay for foreign service, field		18,700				723,774	
<b>All personal services, field</b>	1,987.9		2,028.2		1,465.2		
		4,738,500		5,427,682		4,254,966	
<b>Total, departmental and field</b>	4,232.8		3,598.9		3,206.5		
		10,178,684		9,572,726		8,753,088	
Miscellaneous fee service		107,720		83,910		42,300	
<b>01 Personal services (net)</b>	4,232.8		3,598.9		3,206.5		
		10,286,404		9,656,636		8,795,388	
<b>OTHER OBLIGATIONS</b>							
02 Travel		430,186		250,787		118,899	
03 Transportation of things		18,475		32,571		8,208	
04 Communication services		147,949		188,401		91,868	
Payment for penalty mail		292,095		237,600		244,200	
05 Rents and utility services		128,818		169,371		65,540	
06 Printing and binding		300,000		217,000		185,461	
07 Other contractual services		23,636		33,068		16,145	
08 Supplies and materials		157,950		324,151		182,972	
09 Equipment		179,487		110,309		71,740	
<b>Total other obligations</b>		1,678,596		1,593,258		985,033	
<b>Grand total obligations</b>		11,965,000		11,249,894		9,780,421	
Excess of obligations over appropriation due to Public Law 106				-1,306,012			
Estimated savings, unobligated balance						375,079	
<b>Total estimate or appropriation</b>		11,965,000		9,943,882		10,155,500	

By projects or functions	Obligations		
	Estimate, 1947	Estimate, 1946	Actual, 1945
1. Examining, placement, and veterans preference	\$6,019,070	\$5,689,401	\$4,108,926
2. Investigations	1,201,620	1,495,154	1,279,912
3. Personnel classification	1,178,646	1,032,716	587,219
4. Retirement	1,561,574	1,225,006	1,005,097
5. Service records	517,403	249,665	209,708
6. Executive of personnel administration	52,168	49,965	43,175
7. Executive and administrative activities	1,434,519	1,326,364	1,101,587
8. Overtime pay		180,723	1,444,797
<b>Grand total obligations</b>	11,965,000	11,249,894	9,780,421
Adjustments (see objects schedule for detail)		-1,306,012	+375,079
<b>Total estimate or appropriation</b>	11,965,000	9,943,882	10,155,500

**Salaries and Expenses, Civil Service Commission (National Defense)—**

Salaries and expenses, national defense: For all necessary expenses of the Civil Service Commission in connection with the recruitment and placement of civilian personnel required in connection with emergencies affecting the national security and defense, including personal services in the District of Columbia; traveling expenses; and other items otherwise properly chargeable to appropriations of the Civil Service Commission for salaries and expenses and not to exceed \$42,136 for printing and binding, \$6,032,000: *Provided*, That upon the expiration of sixty days after the cessation of hostilities between the United States and the principal enemy powers or after the date of an armistice between the United States and the principal enemy powers, this appropriation shall cease to be available for obligations unless Congress shall otherwise provide by law. (Act of May 3, 1945, Public Law 49.)

Appropriated 1946, \$6,032,000

By objects	Obligations						
	Estimate, 1947		Estimate, 1946		Actual, 1945		
<b>PERSONAL SERVICES, DEPARTMENTAL</b>							
Clerical, administrative, and fiscal service:	Man-	Total	Man-	Total	Man-	Total	
Grade 13. Range \$8,750 to \$9,800:	years	salary	years	salary	years	salary	
Chief, administrative services			1	\$9,013	1	\$8,125	
Grade 14. Range \$7,175 to \$8,225:							
Assistant to chief of division			1	7,175	0.2	1,354	
Associate chief of section			1	7,175	0.2	1,083	
Chief of section			1	7,438	1	6,500	
Chief, organization and methods staff			0.5	3,588			
Head administrative officer			0.3	2,153	1	6,500	
Organization and methods examiner					0.5	7,437	
Recruiting representative					1	3,124	
Staff assistant			0.3	2,310	1	6,692	
Grade 13. Range \$6,230 to \$7,070:							
Assistant director of personnel			1	6,230	0.6	3,376	
Assistant to chief of division					0.8	4,433	
Associate chief of section					1	5,367	
Associate chief of unit			1	6,230			
Chief, Federal personnel statistical staff						0.5	2,800
Chief of unit					0.7	4,665	
Civil service qualifications examiner			0.9	5,607			
Civil service representative			1.7	10,948	2.8	16,513	
Examiner in charge			2	12,994	1.3	7,109	
Head of unit			1	6,440	0.5	2,800	
Investigator			0.4	2,492			
Organization and methods examiner			1.5	9,345	1.6	9,100	
Program planning assistant			0.8	4,984	1	5,615	
Recruiting representative					3.5	19,630	
Staff assistant			0.3	1,932			
Training specialist					0.9	5,249	
Grade 12. Range \$5,180 to \$6,020:							
Assistant chief of division			1	5,180	1.5	6,947	
Assistant director of personnel					0.4	1,827	
Assistant to chief of section			0.3	1,295	0.4	1,725	
Chief of section			3.8	19,684	3.8	17,786	
Civil service qualifications examiner					1.2	5,660	
Field inspector			1.8	9,324	3.9	17,901	
Field liaison officer			1.4	7,504	1.4	6,324	
Interviewer					3	14,200	
Liaison officer			1	5,180			
Organization and methods examiner			0.7	3,785	2.6	12,525	
Personnel utilization officer					0.6	2,964	
Position classifier			1.8	9,324			
Procedures examiner			0.3	1,554			
Program planning assistant			0.4	2,072			
Project leader					1.4	6,504	
Recruiting representative					5.7	27,893	
Reduction in force adviser			1.3	6,734			
Staff assistant					1.6	7,283	
Training specialist					1	4,600	
Grade 11. Range \$4,300 to \$5,180:							
Accountant			1	4,520	0.3	1,317	
Assistant chief of division			1	4,300	1	3,800	

CIVIL SERVICE COMMISSION—Continued

Salaries and Expenses, Civil Service Commission (National Defense)—Continued

By objects	Obligations					
	Estimate, 1947		Estimate, 1946		Actual, 1945	
	Man-years	Total salary	Man-years	Total salary	Man-years	Total salary
<b>PERSONAL SERVICES, DEPARTMENTAL—CON.</b>						
Clerical, administrative, and fiscal service—Continued						
Grade 11. Range \$4,300 to \$5,180—Con.						
Assistant chief of section		1 \$4,432		3.7 \$14,159		
Assistant to chief of section		1 4,300		1.6 6,917		
Chief of section		0.4 1,720		0.1 243		
Chief of unit		0.5 2,370		1.7 6,407		
Civil service qualifications examiner				6.1 24,378		
Civil service representative				5.1 20,177		
Field liaison officer		1.6 7,672		1.7 6,576		
Interviewer		0.3 1,290		1 3,850		
Liaison officer		1 4,300		0.6 2,449		
Manual supervisor				0.8 2,924		
Organization and methods examiner		0.4 1,720		1.4 5,633		
Personnel utilization officer				0.3 1,108		
Position classifier		1 4,300				
Press and public relations representative				0.3 1,267		
Procedural consultant		1 4,300		0.8 2,100		
Procedures examiner		0.6 2,580		0.8 3,094		
Program reviewer		0.3 1,422		0.6 2,244		
Rating examiner		1.1 4,730		8.1 31,052		
Recruiting representative				5.5 20,868		
Reduction in force adviser		0.6 2,590				
Staff assistant		2.6 11,840		1.8 6,966		
Staff officer		0.5 2,150		0.6 2,291		
Grade 10. Range \$3,970 to \$4,630:						
Administrative officer		0.3 1,356		0.2 583		
Assistant chief of section		0.4 1,588		0.9 2,985		
Chief of section				0.6 1,896		
Chief of subunit		0.6 2,382				
Preference specialist		1 3,970				
Procedures and control assistant				0.3 1,099		
Grade 9. Range \$3,640 to \$4,300						
Administrative assistant				1.7 5,251		
Annuity claims reviewer		8.8 32,032		9.6 27,973		
Assistant chief of section		1.4 5,206		2.9 9,583		
Assistant to field operations supervisor		0.5 1,820		1 3,200		
Management reports officer		1 3,640		0.6 2,062		
Budget examiner				1 3,267		
Chief of section		0.4 1,456		1.6 5,097		
Chief of unit		0.4 1,456				
Civil service qualifications examiner		2 9,205		14.8 47,727		
Civil service representative		0.7 3,010				
Editing assistant				0.7 2,329		
Editor		0.8 2,912		1 3,200		
Employee counselor				0.9 2,862		
Field liaison officer		0.4 1,709		1 3,300		
Interviewer		0.4 1,534		1 3,250		
Investigator		0.2 728				
Machine methods examiner		0.4 1,456		0.9 3,031		
Manual editor		1.3 4,732		0.5 1,733		
Manual writer and editor		1.8 6,552		3 9,624		
Office manager		1 3,860				
Organization and methods examiner		1.4 5,206		1.1 3,446		
Personnel utilization officer				0.2 729		
Placement officer		0.4 1,456				
Position classifier		2.8 10,192		0.9 2,942		
Procedural assistant				0.9 2,729		
Procedures and control officer		1.3 4,732		0.8 2,400		
Procedures examiner				0.3 825		
Program manager				0.2 533		
Rating examiner		0.9 3,276		1 3,350		
Reviewer		1.8 6,552		3.1 10,653		
Research technical assistant				0.6 2,062		
Staff assistant		0.9 3,673		1.3 4,328		
Statistical methods examiner		1 3,640		1 3,200		
Supervisor				2.5 7,967		
Grade 8. Range \$3,310 to \$3,970		5.2 17,212		4.7 13,908		
Grade 7. Range \$2,980 to \$3,640		28.3		65.5		
		84,510		172,103		
Grade 6. Range \$2,550 to \$3,310		18.3 49,954		31.4 73,058		
Grade 5. Range \$2,320 to \$2,980		63		92.7		
		148,493		185,804		
Grade 4. Range \$2,100 to \$2,496		91.4		184.3		
		200,307		334,244		
Grade 3. Range \$1,902 to \$2,298		146.4		250.3		
		290,071		407,081		
Grade 2. Range \$1,704 to \$2,100		219.1		360.1		
		371,667		619,002		
Grade 1. Range \$1,506 to \$1,902		103.9		4.2		
		156,605		5,284		
<b>Professional service:</b>						
Grade 6. Range \$6,230 to \$7,070:						
Assistant chief of section		1 6,230		0.7 4,138		
Chief, Federal personnel statistical staff		1 6,440		0.6 2,800		
Chief of section				0.5 2,847		
Chief of unit		1 6,230				
Examiner in charge				0.1 467		
Medical officer		1.4 8,722		1.3 7,450		
Training adviser		1.2 7,636		1 5,413		
Training specialist				7.5 42,321		
Grade 5. Range \$5,180 to \$6,020:						
Assistant chief, Federal employees statistical staff		0.8 4,144		0.4 2,032		

By objects	Obligations					
	Estimate, 1947		Estimate, 1946		Actual, 1945	
	Man-years	Total salary	Man-years	Total salary	Man-years	Total salary
<b>PERSONAL SERVICES, DEPARTMENTAL—CON.</b>						
Professional service—Continued						
Grade 5. Range \$5,180 to \$6,020—Con.						
Assistant conference manager					0.5 \$2,472	
Civil service qualifications examiner				1.7 \$9,289	1.9 8,951	
Conference manager		0.3 1,680				
Examiner in charge		0.4 2,072			2.1 9,698	
Institute coordinator					0.4 1,980	
Group leader					0.1 383	
Medical officer		1.9 9,815			2.9 14,375	
Nursing consultant		1 5,180			1 4,600	
Recruiting representative					6.3 29,466	
Retirement research specialist		1 6,020			0.5 2,700	
Training adviser		0.6 3,108			0.4 1,917	
Training specialist					1 4,600	
Grade 4. Range \$4,300 to \$5,180:						
Civil service qualifications examiner			5.2 22,690		14.6 55,714	
Civil service representative					0.4 1,393	
Medical officer		0.6 2,580			1.3 4,950	
Resource and demand examiner		0.3 1,356			1 3,800	
Retirement research specialist		1 4,300			0.5 1,879	
Statistician		0.5 2,150			0.7 2,607	
Training specialist		0.3 1,161			2 7,705	
Grade 3. Range \$3,640 to \$4,300:						
Chief of section			1 3,640		1 3,275	
Civil service qualifications examiner			9.8 37,278		18.8 62,832	
Medical officer			0.6 2,250			
Resource and demand examiner			0.3 1,125		1 3,200	
Training representative					0.7 2,329	
Training specialist			0.3 1,092			
Grade 2. Range \$2,980 to \$3,640:						
Civil service representative			9.5 30,375		31.3 81,569	
Grade 1. Range \$2,320 to \$2,980:						
Subprofessional service:						
Grade 6. Range \$2,320 to \$2,980				1 2,320	1.5 3,083	
Grade 5. Range \$2,100 to \$2,496				0.4 840		
Grade 4. Range \$1,902 to \$2,298				0.3 571		
Grade 3. Range \$1,704 to \$2,100					0.1 185	
Crafts, protective, and custodial service:						
Grade 3. Range \$1,572 to \$1,902				13.5 21,218	16.1 19,920	
Grade 2. Range \$1,440 to \$1,770				11.8 16,992	15 18,126	
<b>Total permanent, departmental</b>						
			837.2	1,298.2		
Temporary employment, departmental			1,961,855	2,783,120		
Part-time employment, departmental				6.4 9,305		
W. A. E. employment, departmental				1.1 1,629		
Overtime pay, departmental			0.3 670	0.2 394		
			60,611	558,537		
<b>All personal services, departmental</b>						
			837.5	1,305.9		
			2,023,136	3,352,985		
<b>PERSONAL SERVICES, FIELD</b>						
Clerical, administrative, and fiscal service:						
Grade 13. Range \$6,230 to \$7,070:						
Chief of division			3.2 19,936		1 5,833	
Manager of branch regional office			2.1 13,083		1.6 8,742	
Personnel utilization consultant					2.2 12,584	
Personnel utilization representative					1 5,700	
Position classifier						
Recruiting representative			1 6,230		3.6 19,992	
Grade 12. Range \$5,180 to \$6,020:						
Administrative officer			0.6 3,171		2 9,009	
Assistant chief of division			1 5,180		1.3 6,094	
Associate chief of division					1 4,600	
Associate manager of branch regional office						
Chief of division			1 5,180		0.2 988	
Chief of section			7.5 38,850		5.9 26,810	
Investigator in charge			0.3 1,554		1 4,700	
Manager of branch regional office					3.0 17,019	
Personnel utilization consultant			1.7 8,806		2.1 9,633	
Personnel utilization representative					1.6 7,712	
Position classifier					1.4 6,427	
Recruiting representative			3 15,540		1 4,600	
Grade 11. Range \$4,300 to \$5,180:						
Administrative officer			0.6 2,580		2.8 10,692	
Assistant chief of division			1.6 6,880		4.5 17,273	
Assistant personnel utilization consultant						
Chief of division					0.8 3,008	
Chief of section			4.9 21,070		9.2 34,505	
Field supervisor			1.2 5,160		8.2 31,306	
Investigator			1 4,300		1 3,568	
Investigator in charge					3.7 13,775	
Manager of branch regional office					1 3,850	
Personnel utilization representative			1.0 8,170		1.9 7,283	
Position classifier					1.7 6,618	
Recruiting representative			3.2 13,760		4.8 18,525	
Staff assistant			3 12,900		13.4 51,166	
Staff officer			1 4,300		4.3 15,887	
Grade 10. Range \$3,970 to \$4,630:						
Administrative officer					0.6 2,187	
Assistant chief of division			0.7 2,779			
Assistant chief of section			1 3,970		0.3 953	
Assistant field supervisor			0.3 1,191			
Assistant manager of branch regional office						
Chief of division					0.8 2,850	
Chief of section					0.2 807	
Chief of unit			0.8 3,176		8.6 36,281	
Group supervisor			0.3 1,191			
Investigator			2.9 11,513			
					28.9	
Placement and liaison officer					101,730	
Recruiting representative					0.4 1,381	
Supervisor of office operations			2.4 9,528			



By objects	Obligations		
	Estimate, 1947	Estimate, 1946	Actual, 1945
PERSONAL SERVICES, FIELD—continued			
Clerical, administrative, and fiscal service—Continued	Man- Total years salary	Man- Total years salary	Man- Total years salary
Grade 9. Range \$3,640 to \$4,300:			
Administrative assistant		1 \$3,640	17.7 \$57,485
Administrative management assistant		0.7 2,548	1.3 4,027
Assistant chief of division			2.6 8,097
Assistant chief of section		1.3 4,732	3.7 11,907
Assistant manager of branch regional office			0.4 1,333
Chief of division			2.1 7,073
Chief of section		4.8 17,472	5 17,128
Chief of unit		1 3,640	3.5 11,291
Civil service qualifications examiner		12.4 45,136	
Civil service representative		2 7,629	
Investigator		25.3	281.7
			92,126
Local board inspector		2.8 10,192	
Personnel utilization representative			0.8 2,729
Position classifier		5.4 19,656	22.6 72,574
Rating examiner		5 18,200	16.4 52,616
Recruiting representative			142.1
			454,477
Staff assistant		1 3,640	1.7 6,129
Grade 8. Range \$3,310 to \$3,970		3 9,930	5.1 14,805
Grade 7. Range \$2,980 to \$3,640		11	315.8
			32,780
Grade 6. Range \$2,650 to \$3,310		3 7,950	22.1 51,476
Grade 5. Range \$2,320 to \$2,980		22.7	135.1
			52,647
Grade 4. Range \$2,100 to \$2,496		32	195.9
			67,200
Grade 3. Range \$1,902 to \$2,298		42.9	394.8
			81,531
Grade 2. Range \$1,704 to \$2,100		193.7	552.4
			330,066
Grade 1. Range \$1,506 to \$1,902		127.8	65.3
			192,438
Professional service:			
Grade 4. Range \$4,300 to \$5,180:			
Medical officer		6.3 27,090	6.8 26,072
Subprofessional service:			
Grade 5. Range \$2,100 to \$2,496			0.3 607
Crafts, protective, and custodial service:			
Grade 4. Range \$1,770 to \$2,166			0.8 1,200
Grade 3. Range \$1,572 to \$1,902		4 6,288	3.2 4,216
Grade 2. Range \$1,440 to \$1,770		18 25,920	18.7 22,340
Total permanent, field		579.3	2,381.2
Temporary employment, field		1,307,729	5,348,577
			80.2
Part-time employment, field			130,891
Overtime pay, field			0.6 849
Additional pay for foreign service, field			79,453
			1,082,828
			18,700
			8,994
All personal services, field		579.3	2,462
		1,405,882	6,572,130
01 Personal services (net)		1,416.8	3,767.9
		3,429,018	9,925,124
OTHER OBLIGATIONS			
02 Travel		271,420	726,154
03 Transportation of things		8,892	23,484
04 Communication services		92,517	129,264
05 Rents and utility services		18,125	119,928
06 Printing and binding		24,906	27,268
07 Other contractual services		4,742	12,697
08 Supplies and materials		77,004	44,824
09 Equipment		73,376	112,228
Total other obligations		570,982	1,195,847
Grand total obligations		4,000,000	11,120,971
Estimated savings, unobligated balance		2,032,000	75,029
Total estimate or appropriation		6,032,000	11,196,000
BY PROJECTS OR FUNCTIONS			
1. Examining, placement, and veterans preference		\$2,255,906	\$5,265,908
2. Investigations		424,317	2,555,072
3. Personnel classification		151,565	400,432
4. Retirement		450,299	311,020
5. Service records		270,629	353,663
6. Council of personnel administration		2,657	
7. Executive and administrative activities		304,563	563,451
8. Overtime pay		140,064	1,641,365
Grand total obligations		4,000,000	11,120,971
Adjustments (see objects schedule for detail)		+2,032,000	+75,029
Total estimate or appropriation		6,032,000	11,196,000

[No part of the appropriations herein made to the Civil Service Commission shall be available for the salaries and expenses of the Legal Examining Unit in the Examining and Personnel Utilization Division of the Commission, established pursuant to Executive Order Numbered 9358 of July 1, 1943.] (Act of May 3, 1945, Public Law 49.)

PANAMA CANAL CONSTRUCTION ANNUITY FUND

Panama Canal Construction Annuity Fund, Civil Service Commission—

Panama Canal construction annuity fund: For payment of annuities authorized by the Act of May 29, 1944 (Public Law 319), [\$1,443,000] \$1,814,000, together with the unexpended balance of the appropriation under this head for the fiscal year [1945] 1946. (Act of May 3, 1945, Public Law 49; Act of Dec. 28, 1945, Public Law 269.)

Estimate 1947, \$1,814,000      Appropriated 1946, \$1,953,000

\* Includes \$510,000 appropriated in the First Deficiency Appropriation Act, 1946.

By objects	Obligations		
	Estimate, 1947	Estimate, 1946	Actual, 1945
12 Pensions, annuities, and insurance losses	\$1,814,000	\$1,992,843	\$1,775,637
Reappropriation of 1945 balance for 1946		-39,843	+39,843
Total estimate or appropriation	1,814,000	1,953,000	1,815,480

CIVIL-SERVICE RETIREMENT AND DISABILITY FUND

Civil Service Retirement and Disability Appropriated Fund—

For financing of the liability of the United States, created by the Act entitled "An Act for the retirement of employees in the classified civil service, and for other purposes", approved May 22, 1920, and Acts amendatory thereof (38 U. S. C. 11), [\$245,000,000] \$220,100,000, which amount shall be placed to the credit of the "civil-service retirement and disability fund". (Act of May 3, 1945, Public Law 49.)

Estimate 1947, \$220,100,000      Appropriated 1946, \$245,000,000

16 Investments and loans (transfers to trust funds): Obligations—1947, \$220,100,000; 1946, \$245,000,000; 1945, \$194,500,000.

CANAL ZONE RETIREMENT AND DISABILITY FUND

Canal Zone Retirement and Disability Appropriated Fund—

For financing of the liability of the United States, created by the Act entitled "An Act for the retirement of employees of the Panama Canal and the Panama Railroad Company, on the Isthmus of Panama, who are citizens of the United States", approved March 2, 1931, and Acts amendatory thereof (48 U. S. C. 1371n), \$1,177,000, which amount shall be placed to the credit of the "Canal Zone retirement and disability fund". (Act of May 3, 1945, Public Law 49.)

Estimate 1947, \$1,177,000      Appropriated 1946, \$1,177,000

16 Investments and loans (transfers to trust funds): Obligations—1947, \$1,177,000; 1946, \$1,177,000; 1945, \$1,177,000.

ALASKA RAILROAD RETIREMENT AND DISABILITY FUND

Alaska Railroad Retirement and Disability Appropriated Fund—

For financing of the liability of the United States created by the Act entitled "An Act for the retirement of employees of the Alaska Railroad, Territory of Alaska, who are citizens of the United States", approved June 29, 1936 (49 Stat. 2017), \$217,000, which amount shall be placed to the credit of the "Alaska Railroad retirement and disability fund". (5 U. S. C. 745; Act of May 3, 1945, Public Law 49.)

Estimate 1947, \$217,000      Appropriated 1946, \$217,000

16 Investments and loans (transfers to trust funds): Obligations—1947, \$217,000; 1946, \$217,000; 1945, \$175,000.

Claims, Judgments, and Private Relief Acts—

13 Refunds, awards, and indemnities: Obligations—1946, \$88.24.

## CIVIL SERVICE COMMISSION—Continued

Total, Civil Service Commission, annual appropriations, general account:

Estimate 1947, \$235,273,000      Appropriated 1946, \$264,322,882

Trust accounts:

## Civil Service Retirement and Disability Fund—

The Act of May 22, 1920 (41 Stat. 614), as amended, authorized the establishment of the Civil Service retirement and disability fund and the deposit therein of deductions from the salaries of, and deposits for additional annuity by, employees and other members of the civil service retirement and disability fund and appropriated said fund for the payment of annuities, refunds, and allowances to such members. Said fund is supplemented annually by appropriation from the general fund of the Treasury (5 U. S. C. 700a).

Estimate 1947, ° \$497,780,237      Appropriated 1946, ° \$661,195,943  
Revised 1946, ° \$573,168,422

\* Includes \$220,100,000 transferred from "Civil service retirement and disability appropriated fund" (general account) and \$1,193,000 from District of Columbia contributions.  
° Includes \$245,000,000 transferred from "Civil service retirement and disability appropriated fund" (general account) and \$1,220,000 from District of Columbia contributions.

By objects	Obligations		
	Estimate, 1947	Estimate, 1946	Actual, 1945
12 Pensions, annuities, and insurance losses.....	\$94,751,649	\$88,552,943	\$82,759,760
13 Refunds, awards, and indemnities.....	53,631,072	95,285,435	69,798,250
16 Investments and loans.....	349,397,516	391,887,002	397,357,000
Grand total obligations.....	497,780,237	575,725,380	549,915,020
1945 funds available in 1946.....		-2,556,958	+2,556,958
Total estimate or appropriation.....	497,780,237	573,168,422	552,471,978

## Canal Zone Retirement and Disability Fund—

The Act of March 2, 1931 (46 Stat. 1477), authorized the establishment of the Canal Zone retirement and disability fund and the deposit therein of deductions from the salaries of, and deposits for additional annuity by, employees of the Panama Canal and of the Panama Railroad Company on the Isthmus of Panama and other members of said fund, and appropriated said fund for the payment of annuities, refunds, and allowances to such employees. Said fund is supplemented annually by appropriation from the general fund of the Treasury.

Estimate 1947, ° \$3,006,790      Appropriated 1946, ° \$3,143,933  
Revised 1946, ° \$2,900,435

\* Includes \$1,177,000 transferred from "Canal Zone retirement and disability appropriated fund" in both 1947 and 1946.

By objects	Obligations		
	Estimate, 1947	Estimate, 1946	Actual, 1945
12 Pensions, annuities, and insurance losses.....	\$1,452,305	\$1,268,389	\$1,229,045
13 Refunds, awards, and indemnities.....	301,305	262,946	287,173
16 Investments and loans.....	1,253,180	1,465,014	1,111,000
Grand total obligations.....	3,006,790	2,996,349	2,627,218
1945 funds available in 1946.....		-95,914	+95,914
Total estimate or appropriation.....	3,006,790	2,900,435	2,723,132

## Alaska Railroad Retirement and Disability Fund—

The Act of June 20, 1936 (49 Stat. 2017), authorized the establishment of the Alaska Railroad retirement and disability fund and the deposit therein of deductions from the salaries of employees of the Alaska Railroad, and other members of said fund, and appropriated said fund for the payment of annuities, refunds, and allowances to such employees. Said fund is supplemented annually by appropriation from the general fund of the Treasury (49 Stat. 2021-2022).

Estimate 1947, ° \$494,696      Appropriated 1946, ° \$477,590  
Revised 1946, ° \$520,205

\* Includes \$217,000 transferred from "Alaska Railroad retirement and disability appropriated fund" in both 1947 and 1946.

By objects	Obligations		
	Estimate, 1947	Estimate, 1946	Actual, 1945
12 Pensions, annuities, and insurance losses.....	\$147,824	\$134,386	\$129,319
13 Refunds, awards, and indemnities.....	22,000	20,000	49,586
16 Investments and loans.....	324,872	479,184	156,000
Grand total obligations.....	494,696	633,570	334,905
1945 funds available in 1946.....		-113,365	+113,365
Total estimate or appropriation.....	494,696	520,205	448,270

Total, Civil Service Commission, trust accounts:

Estimate 1947, \$501,281,723      Appropriated 1946, \$664,817,466  
Revised 1946, \$576,589,062

## EXPORT-IMPORT BANK OF WASHINGTON

NOTE. The Government Corporation Control Act, Public Law 248, approved December 6, 1945, requires each wholly owned Government corporation to submit annually to the President for transmittal to the Congress a budget program or plan of operations. Because of the lateness of the passage of the act, the 1947 budget programs of the corporations will be submitted to the Congress in the spring as a supplement to the regular Budget.

## FEDERAL COMMUNICATIONS COMMISSION

## Salaries and Expenses, Federal Communications Commission—

Salaries and expenses: For salaries and expenses of the Federal Communications Commission in performing the duties imposed by the Communications Act of 1934, approved June 19, 1934 (48 Stat. 1064), the Ship Act of 1910, approved June 24, 1910, as amended (46 U. S. C. 484-487), the International Radiotelegraphic Convention (45 Stat., pt. 2, p. 2760), Executive Order 3513, dated July 9, 1921, as amended under date of June 30, 1934, relating to applications for submarine cable licenses, and the radiotelegraphy provisions of the Convention for Promoting Safety of Life at Sea, ratified by the President July 7, 1936, including personal services, contract stenographic reporting services, rental of quarters, newspapers, periodicals, reference books, lawbooks, special counsel fees, supplies and equipment, improvement and care of grounds and repairs to buildings (not to exceed \$10,000) \$17,500, purchase (not to exceed [five] six), maintenance, operation, and repair of [motor-propelled] passenger-carrying vehicles] automobiles for official use in the field, travel expenses (not to exceed \$61,380) \$130,000, purchase of land and the construction of buildings and antennas (not to exceed \$130,000), not to exceed \$14,400 for deposit in the general fund of the Treasury for cost of penalty mail as required by section 2 of the Act of June 28, 1944 (Public Law 364), reimbursements to ships of the United States for charges incurred by such ships in transmitting information in compliance with section 357 of the Communications Act of 1934, as amended, \$2,554,400] \$6,060,000, of which amount not to exceed \$1,585,650] \$3,260,000 may be expended for personal services in the District of Columbia.

[Salaries and expenses: For an additional amount, fiscal year 1946, for "Salaries and expenses", including the objects specified under this head in the Independent Offices Appropriation Act, 1946, \$392,500, and the limitation on the amount which may be expended for personal services in the District of Columbia is hereby increased from "\$1,585,650" to "\$1,903,400".] (Act of May 3, 1945, Public Law 49; Act of Dec. 28, 1945, Public Law 269.)

Estimate 1947, \$6,060,000      Appropriated 1946, \$2,946,900

By objects	Obligations					
	Estimate, 1947		Estimate, 1946		Actual, 1945	
	Man-years	Total salary	Man-years	Total salary	Man-years	Total salary
<b>PERSONAL SERVICES, DEPARTMENTAL</b>						
Clerical, administrative, and fiscal service: Grade 16. In excess of \$9,800:						
Commissioner.....	6.9	\$68,600	6.5	\$65,193	6.7	\$67,283
Grade 15. Range \$8,750 to \$9,800:						
Chief accountant.....	1	9,800	1	9,800	1	9,000
Grade 14. Range \$7,175 to \$8,225:						
Secretary of Commission.....	1	8,225	1	8,225	1	7,500
Director of personnel.....	1	7,175	1	7,175	1	6,500
Director of budget and planning.....	1	7,437	1	7,175	1	6,500
Assistant chief accountant.....	2.9	23,385	2	15,400	1	7,500
Chief of division.....	4.9	35,157	3	21,525	0.1	1,096
Assistant to chief of division.....	1	7,175				



By objects	Obligations						By objects	Obligations												
	Estimate, 1947		Estimate, 1946		Actual, 1945			Estimate, 1947		Estimate, 1946		Actual, 1945								
	Man-years	Total salary	Man-years	Total salary	Man-years	Total salary		Man-years	Total salary	Man-years	Total salary	Man-years	Total salary							
<b>PERSONAL SERVICES, DEPARTMENTAL—CON.</b>																				
Clerical, administrative, and fiscal service—Continued							Professional service—Continued													
Grade 13. Range \$6,230 to \$7,070:							Grade 3. Range \$3,640 to \$4,300—Con.													
Director of information	1	\$6,860			1	\$6,200	Assistant chief of section			1	\$3,640									
Chief of division			4	\$25,560	3	19,307	Engineer	38.2	\$139,553											
Assistant chief of division	1	6,230			0.1	975	Grade 2. Range \$2,980 to \$3,640	12.7	38,396	12.5	39,418	5.3	\$14,010							
Assistant to chief accountant			1	6,230			Grade 1. Range \$2,320 to \$2,980	5.9	13,688	4	9,280	0.1	403							
Chief of section	8.8	54,561					Subprofessional service:													
Special analyst					1	5,600	Grade 7. Range \$2,650 to \$3,310			1	2,650									
Special counsel	1	6,230			0.1	933	Grade 6. Range \$2,320 to \$2,980	3.9	9,094											
Analyst	0.9	6,311	1	6,230			Grade 5. Range \$2,100 to \$2,496	3.9	8,232	3	6,498	1	2,025							
Grade 12. Range \$5,180 to \$6,020:							Grade 2. Range \$1,572 to \$1,968	0.9	1,540											
Chief of division	1	5,180			0.7	3,542	Crafts, protective, and custodial service:													
Chief of section	4.9	26,690	4	20,720	0.6	3,365	Grade 4. Range \$1,770 to \$2,166	0.9	1,799	1	1,836	1	1,558							
Assistant chief of division			3	16,380	3.8	18,060	Grade 3. Range \$1,572 to \$1,902	33.3	53,479	18.5	30,151	15.4	21,157							
Accountant	4.9	25,383	2	10,648	0.4	2,108	Total permanent, departmental	1,006.5		606.4		335.6								
Grade 11. Range \$4,300 to \$5,180:							Overtime pay, departmental	3,255,144		2,053,297		1,024,221								
Chief of division	1	4,300			2	8,910	All personal services, departmental	1,006.5		606.4		335.6								
Assistant chief of division	1	4,300			2	8,910		3,255,144		2,083,339		1,184,978								
Chief of section	0.9	4,214	8.1	37,800	6.9	27,669	<b>PERSONAL SERVICES, FIELD</b>													
Assistant chief of section					0.2	817	Clerical, administrative, and fiscal service:													
Accountant	10.8	46,785	2	9,040	3.1	11,780	Grade 13. Range \$6,230 to \$7,070:													
Rate examiner	3.9	16,856					Accountant in charge	6.9	42,987	2	12,460	0.9	5,291							
Confidential assistant	5.9	26,320	5.2	25,257	4.5	17,722	Grade 12. Range \$5,180 to \$6,020:													
Administrative analyst	1	4,300					Accountant	9.8	50,570	4	20,930	3.5	16,429							
Grade 10. Range \$3,970 to \$4,630:							Accountant in charge			3	15,160	3.5	16,446							
Chief of section	1	3,970	1	3,970	1	3,575	Grade 11. Range \$4,300 to \$5,180:													
Assistant chief of division			1	4,080			Accountant	9.8	43,002	8.7	37,567	6.4	24,409							
Grade 9. Range \$3,640 to \$4,300:							Grade 9. Range \$3,640 to \$4,300:													
Chief of division	1	3,970	1	3,970	1	3,450	Accountant	11.7	44,640	8.4	31,507	7.5	24,466							
Assistant chief of division	0.9	3,567	1	3,640	0.9	3,070	Grade 7. Range \$2,980 to \$3,640	2	5,907	2	6,070	2.6	6,872							
Chief of section	6.9	25,183	6	22,360	2.6	8,674	Grade 6. Range \$2,650 to \$3,310	51.2	135,737	8.5	23,182	3.2	7,802							
Assistant chief of section					0.9	3,065	Grade 5. Range \$2,320 to \$2,980	43.4	100,900	8.4	20,328	12.3	23,325							
Assistant to director of information	1	3,640	1	3,640	0.3	934	Grade 4. Range \$2,100 to \$2,496	72.4	153,380	29	62,666	45.5	55,553							
Classification investigator	1	3,640	1	3,640	0.5	1,497	Grade 3. Range \$1,902 to \$2,268	41.2	78,810	39.2	76,617	28.9	50,400							
Accountant	7.8	28,555	6.8	21,740	6.2	17,155	Grade 2. Range \$1,704 to \$2,100	7.8	13,619	9.4	16,266	8.5	12,501							
Administrative analyst	1	3,640			0.2	800	Professional service:													
Rate examiner	2	7,280	3	11,250	1.6	5,305	Grade 7. Range \$7,175 to \$8,225:													
Administrative assistant	1	3,640	1	3,640	0.8	2,667	Regional manager	2.9	21,238	1.2	8,500									
Grade 8. Range \$3,310 to \$3,970:							Engineer in charge	1	7,175											
Chief of division	51	153,047	30.4	90,251	20.1	51,405	Grade 6. Range \$6,230 to \$7,070:													
Grade 7. Range \$2,980 to \$3,640	26.5	71,628	32.2	60,062	18.2	43,000	Attorney	2.9	18,316	3	18,690									
Grade 6. Range \$2,650 to \$3,310	93.1	218,492	73.2	175,787	36.9	75,664	Engineer in charge	8.8	56,800											
Grade 5. Range \$2,320 to \$2,980							Regional manager	6.9	42,987											
Grade 4. Range \$2,100 to \$2,496	213.5	451,835	108.9	231,469	74.3	137,321	Inspector in charge			5	32,410	4	23,650							
Grade 3. Range \$1,902 to \$2,298	138.2	262,856	82.2	157,722	28.5	47,706	Supervisor	1	6,230											
Grade 2. Range \$1,704 to \$2,100	62.7	107,651	25	42,938	17.8	25,235	Grade 5. Range \$5,180 to \$6,020:													
Grade 1. Range \$1,506 to \$1,902	3	4,557			1.3	1,725	Inspector in charge	7.4	42,233	8	40,100									
Professional service:							Electrical engineer	2	10,360											
Grade 8. Range \$8,750 to \$9,800:							Engineer in charge	18.6	92,266											
General engineer	1	9,800	1	9,800	1	9,000	Engineer	3.9	20,305											
General counsel	1	9,800	1	9,800	1	9,004	Grade 4. Range \$4,300 to \$5,180:													
Chief of division	14.6	106,414	10	73,616	3	18,975	Inspector in charge	23.9	105,936	18.2	78,845	12.9	50,380							
Assistant chief engineer	3	21,981	2	16,450	1.8	13,642	Engineer in charge	12.3	53,991	12.1	49,698									
Propagation consultant	1	7,438	3	21,525	1.5	10,303	Radio engineer													
Chief of section	1	7,175	1	7,175	1.5	10,800	Assistant chief of division	3	10,920	0.5	1,751	0.9	3,013							
Assistant to chief engineer	3.9	32,088	3	24,675	2.7	19,937	Attorney			43.1	162,692	27.9	93,188							
Assistant general counsel	2	15,092					Inspector			1	3,860	1	3,483							
Assistant to general counsel	6.9	42,987			1.7	10,890	Inspector in charge					1.5	4,950							
Chief of division	50	311,457	14.8	93,965	5.9	34,433	Intercept officer	31.4	116,803											
Electrical engineer	5	32,095	1.8	10,126			Engineer	53.9	3,750											
Radio engineer	1	6,230	4.5	28,135	0.9	4,806	Grade 3. Range \$3,640 to \$4,300:													
Assistant to chief engineer	1	6,230	7.2	46,483	3	18,050	Assistant chief of division													
Attorney					0.1	650	Attorney													
Grade 5. Range \$5,180 to \$6,020:							Inspector													
Chief of division	1	5,180	12.4	63,984	6.8	32,129	Inspector in charge													
Chief of section	25.5	128,493	2	10,360			Engineer	99	300,380	40.2	120,844	32	86,866							
Special assistant	1	5,180	1	5,180	1	4,523	Grade 2. Range \$2,980 to \$3,640													
Radio engineer	1	5,990	5.6	29,912	1.8	8,656	Subprofessional service:													
Attorney	17.6	91,376	12.6	66,505	11.2	53,345	Grade 8. Range \$2,980 to \$3,640													
Economist	1.9	10,152	2	10,360			Grade 7. Range \$2,650 to \$3,310													
Engineer	2.9	15,117					Crafts, protective, and custodial service:													
Grade 4. Range \$4,300 to \$5,180:							Grade 5. Range \$1,968 to \$2,354			1	2,166	1	1,890							
Chief of section			2	8,600	0.1	633	Grade 4. Range \$1,770 to \$2,166	8.8	15,611	7.5	13,975	1.8	2,740							
Special counsel			1	4,520			Grade 3. Range \$1,572 to \$1,902	6.2	9,807	11.4	18,182	6	8,288							
Assistant chief of section			6.6	28,611	3.4	13,128	Total permanent, field	573.6		277.4		201.8								
Radio engineer	4.9	21,501	3	12,900	1	3,633	Overtime pay, field	1,873,832		898,652		584,830								
Attorney	19.6	84,280	8.8	37,984	1.8	7,181	Overtime pay, ship inspection, field			19,248		102,622								
Engineer	26.3	161,790					Night-work differential, field			3,000		3,256								
Electrical engineer			1	4,300			Additional pay for foreign service, field			25,000		6,816								
Economist			1	4,300						31,260		4,870								
Valuation engineer			1	4,300			All personal services, field	573.6		277.4		201.8								
Grade 3. Range \$3,640 to \$4,300:								1,934,092		933,283		695,578								
Electrical engineer			4	14,670	0.4	1,464	01 Personal services (net)	1,580.1		883.8		537.4								
Economist	1.9	7,350	1	3,860				5,189,236		3,016,622		1,880,556								
Radio engineer	7.8	28,968	9.5	35,086			<b>OTHER OBLIGATIONS</b>													
Research analyst			1	3,640			02 Travel			130,000		61,380		33,896						
Attorney	14.7	53,509	13.7	51,206	3.8	13,086	03 Transportation of things			13,000		10,892		11,859						
Library assistant					1	3,199														
Chief of section			1	3,760																



By objects	Obligations					
	Estimate, 1947		Estimate, 1946		Actual, 1945	
	Man-years	Total salary	Man-years	Total salary	Man-years	Total salary
<b>PERSONAL SERVICES, FIELD</b>						
Clerical, administrative, and fiscal service.						
Grade 13. Range \$6,230 to \$7,070:						
Chief field correspondent	1	\$6,230				
Grade 12. Range \$5,180 to \$6,020:						
Chief field correspondent	1	5,180	0.1	\$383		
Field correspondent			0.3	1,417		
Grade 11. Range \$4,300 to \$5,180:						
Field correspondent	5	21,720	4.5	17,326		
Editor			2.3	8,613		
News editor			0.1	372		
Editorial assistant			1	3,800		
Accountant			0.5	2,167		
Grade 10. Range \$3,970 to \$4,630:						
Field correspondent			0.5	1,750		
Grade 9. Range \$3,640 to \$4,300:						
Field correspondent	2	7,500	3	8,627		
News editor	4	14,580	0.7	2,400		
Editor monitor			0.5	1,699		
Monitor	1	3,630	0.4	1,333		
Accountant			2.2	7,768		
Editorial assistant	1	3,640				
Grade 8. Range \$3,310 to \$3,970:						
Editor	2	6,675	5.4	16,100		
Grade 7. Range \$2,980 to \$3,640:						
Editor	9.5	28,365	5.8	15,503		
Grade 6. Range \$2,650 to \$3,310:						
Editor	50.5	132,876	52.7	123,718		
Grade 5. Range \$2,320 to \$2,980:						
Editor	8.9	21,482	55.6	116,471		
Grade 4. Range \$2,100 to \$2,496:						
Editor	16.8	35,482	13	78,495		
Grade 3. Range \$1,902 to \$2,298:						
Editor	1.3	2,507	35.8	60,172		
Grade 2. Range \$1,704 to \$2,100:						
Editor	1	1,704	8.7	12,732		
<b>Professional service:</b>						
Grade 7. Range \$7,175 to \$8,225:						
Supervisor	1	7,175	1	6,500		
Technical supervisor	1	7,175	1	6,500		
Grade 6. Range \$6,230 to \$7,070:						
Valuation engineer			0.1	933		
Supervisor	2	12,460	2	11,200		
Attorney			2.5	14,280		
Chief field correspondent	0.5	3,115	0.1	842		
Field correspondent			1.2	6,843		
Grade 5. Range \$5,180 to \$6,020:						
Supervisor	9.2	48,227	8	39,765		
Travel supervisor			0.2	1,035		
Assistant supervisor	3	15,750	2.8	12,346		
Attorney			0.4	2,070		
Foreign affairs analyst	1	5,180				
Chief field correspondent	1	5,180	0.2	981		
Field correspondent			1	5,455		
Grade 4. Range \$4,300 to \$5,180:						
Inspector			3.7	14,726		
Travel inspector			0.5	2,090		
Radio engineer	3	12,900	2.3	9,037		
Monitoring officer	8.2	35,175	2.3	9,123		
Monitoring officer in charge	1	4,520	8.1	31,507		
Supervisor			2	7,600		
Assistant supervisor	9.2	39,684	7.6	31,589		
Accountant			0.2	792		
Attorney			0.1	581		
Attorney, Investigating			0.6	2,217		
Foreign affairs analyst			0.5	2,095		
News editor			2	7,505		
Field correspondent	1	4,410				
Grade 3. Range \$3,640 to \$4,300:						
Inspector			13.4	41,407		
Intervene officer	1	3,300	1	3,300		
Traveling supervisor			0.5	1,797		
Chief of section			0.3	1,500		
Radio engineer	1	3,750	1	3,598		
Monitoring officer	79.6	224,108	84	282,657		
Monitoring officer in charge	9.2	34,585	0.6	2,057		
Assistant supervisor			0.1	380		
Grade 2. Range \$2,980 to \$3,640:						
Supervisor	95	196,056	95.3	270,853		
<b>Subprofessional service:</b>						
Grade 8. Range \$2,980 to \$3,640:						
Editor	5.5	16,622	5	13,032		
Grade 7. Range \$2,650 to \$3,310:						
Editor	3	8,060	3.0	9,689		
Grade 6. Range \$2,320 to \$2,980:						
Editor	1	2,430	1.7	3,674		
<b>Crafts, protective, and custodial service:</b>						
Grade 6. Range \$2,166 to \$2,562:						
Editor			0.1	109		
Grade 5. Range \$1,908 to \$2,364:						
Editor			0.8	1,346		
Grade 4. Range \$1,770 to \$2,166:						
Editor	3	5,310	16.8	25,931		
Grade 3. Range \$1,572 to \$1,902:						
Editor	6	9,427	7	9,345		
Grade 2. Range \$1,440 to \$1,770:						
Editor			1.9	2,395		
Unclassified (London employees)			28	29,490		
Total permanent, field	300.9	895,910	534.9	1,414,619		
Part-time employment, field		1,545		1,545		
Overtime pay, field		15,430		267,675		
Night-work differential, field		51,152		51,152		
Additional pay for foreign service, field		65,009		96,560		
All personal services, field	300.9	1,129,046	534.9	1,778,254		
01 Personal services (net)	529.7	1,738,079	882.9	3,082,855		

By objects	Obligations		
	Estimate, 1947	Estimate, 1946	Actual, 1945
<b>OTHER OBLIGATIONS</b>			
02 Travel		\$77,950	\$114,143
03 Transportation of things		7,029	43,681
04 Communication services		210,613	457,755
05 Rents and utility services		46,806	64,389
06 Printing and binding		14,287	11,220
07 Other contractual services		11,633	224,858
08 Supplies and materials		38,806	95,952
09 Equipment		13,797	43,516
Total other obligations		420,921	1,065,514
Grand total obligations		2,159,000	4,138,369
Reimbursements for services performed			-7,441
Excess of obligations over appropriation due to Public Law 106		-194,000	
Estimated savings, unobligated balance		465,000	60,215
Total estimate or appropriation		2,430,000	4,191,143
<b>BY PROJECTS OR FUNCTIONS</b>			
1. Foreign broadcast intelligence service		\$708,103	\$1,351,176
2. Engineering department		1,241,339	1,743,821
3. Accounting department			64,757
4. Law department			74,156
5. Secretary's department		115,201	195,513
6. Administrative units		72,645	79,192
7. Special project (radio survey)			153,002
8. Overtime pay		21,712	476,752
Grand total obligations		2,159,000	4,138,369
Adjustments (see objects schedule for detail)		+271,000	+52,774
Total estimate or appropriation		2,430,000	4,191,143

**Working Fund, Federal Communications Commission (Advance From Office of Censorship)—**

By objects	Obligations		
	Estimate, 1947	Estimate, 1946	Actual, 1945
01 Personal services (net)			\$1,998
<b>OTHER OBLIGATIONS</b>			
02 Travel			465
03 Transportation of things			410
08 Supplies and materials			67
Total other obligations			942
Grand total obligations			2,940
Advanced from Office of Censorship			-2,940
Total estimate or appropriation			

**Claims, Judgments, and Private Relief Acts—**

13 Refunds, awards, and indemnities: Obligations—1945, \$98.45.

Total, Federal Communications Commission, annual appropriations, general account:

Estimate 1947, \$6,086,000      Appropriated 1946, \$5,397,900

**Trust account:**

**International Telecommunication Settlements, Federal Communications Commission—**

This fund represents collections made by the Federal Communications Commission for reimbursement to ships of United States registry, of tolls pertaining to international telecommunications in compliance with the Communications Act of 1934. (*US Stat. 1224.*)

Estimate 1947, \$12,000      Appropriated 1946, \$7,500  
Revised 1946, \$10,000

13 Refunds, awards, and indemnities: Obligations—1947, \$12,000; 1946, \$10,000; 1945, \$3,213.

Statement of proposed expenditures for purchase, maintenance, repair, and operation of passenger-carrying vehicles for the fiscal year ending June 30, 1947

FEDERAL COMMUNICATIONS COMMISSION

Appropriation	Vehicles (motor unless otherwise indicated) to be purchased		Old vehicles to be exchanged		Net cost of vehicles to be purchased	Old vehicles still to be used	Total maintenance, repair, and operation, all vehicles	Public purpose and users
	Number	Gross cost	Number	Allowance (estimated)				
Salaries and expenses, Federal Communications Commission.	6	\$6,300	6	\$1,500	\$4,800	181	\$45,300	Used by inspectors, monitoring officers, engineers, and similar field personnel concerned with investigating unlawful radio activities, monitoring, conducting examinations, and carrying out other provisions of the Communications Act.

FEDERAL DEPOSIT INSURANCE CORPORATION

Administrative Expenses, Federal Deposit Insurance Corporation—

Not to exceed **[\$3,308,412]** \$4,292,000 of the funds of Federal Deposit Insurance Corporation, established by the Banking Act of 1933 and section 101 of the Banking Act of 1935, as amended (12 U. S. C. 264), shall be available during the fiscal year **[1946]** 1947 for administrative expenses of the Corporation in connection with the above Acts and the administration of the Federal Credit Union Act as amended (12 U. S. C. 1751-1771), in accordance with Executive Order 9148 of April 27, 1942; including personal services and rent in the District of Columbia; printing and binding; law-books and books of reference; rental of news services; periodicals and newspapers; not to exceed \$75,000 for temporary employment of persons or organizations by contract or otherwise for legal or other special services, including audits, without regard to section 3709 of the Revised Statutes and the civil-service and classification laws; uniforms and equipment for guards; and not to exceed \$14,290 for deposit in the general fund of the Treasury for cost of penalty mail as required by section 2 of the Act of June 28, 1944 (Public Law 364): *Provided*, That all expenses of the Corporation in connection with the protection of depositors by making of loans or purchases of assets or the payment of insured depositors, or the collection, liquidation, management, or protection pending liquidation of assets of insured banks by the Corporation as receiver, pledgee, or purchaser, shall be considered as nonadministrative expenses for the purposes hereof: *Provided further*, That notwithstanding any other provisions of *this Act* or of law, except for the limitations in amounts hereinabove specified, the administrative expenses, and all other expenses and obligations of the Corporation shall be incurred, allowed, and paid in accordance with the provisions of **[said Banking Act of 1935, as amended]** title 12, *United States Code, section 264.* (Act of May 3, 1945, Public Law 49.)

By objects	Obligations					
	Estimate, 1947		Estimate, 1946		Actual, 1945	
<b>PERSONAL SERVICES, DEPARTMENTAL</b>	Man-years	Total salary	Man-years	Total salary	Man-years	Total salary
Clerical, administrative, and fiscal service: Grade 16. In excess of \$9,800:						
Director	2	\$20,000	2	\$20,000	2	\$20,000
Executive officer	1	10,000	1	10,000	1	10,000
Consultant	1	10,000	1	10,000	1	10,000
Grade 15. Range \$5,750 to \$9,800:						
Special assistant to director	3	28,612	3	28,582	2.8	24,200
Chief, division of liquidation	1	9,275	1	9,275	1	8,500
Fiscal agent	1	9,485	1	9,485	1	8,700
Claim agent	1	8,487	1	8,487	1	7,500
Grade 14. Range \$7,175 to \$8,225:						
Assistant executive officer	1	7,437	1	7,387	1	6,500
Supervising liquidator	1	7,699	1	7,558	1.1	7,375
Chief, audit division	1	7,437	1	7,437	1	6,500
Liquidator	1	7,250	1	7,250	0.9	6,325
Liquidation accountant	1	7,700	1	7,700	1	7,000
Grade 13. Range \$6,230 to \$7,070:						
Assistant to executive officer					0.3	1,680
Director of personnel	1	6,440	1	6,400	1	5,600
Chief, service division	1	6,440	1	6,392	1	5,600
Assistant chief, division of liquidation	1	6,440	1	6,440	1	5,800
Chief, Federal credit union section	1	7,070	1	7,070	1	6,400
Supervising liquidator	2	12,880	2	12,880	3	16,500
Liquidator	1	6,650	1	6,537		
Claim agent	1	6,440	1	6,440	1	5,700
Supervising accountant and auditor	10	62,300				
Grade 12. Range \$5,180 to \$6,020:						
Credit union review examiner	2	10,780	2	10,780	2	9,200
Supervising liquidator	3	16,380	3.5	18,913	3.9	18,450
Securities liquidation analyst	1	5,390	1	5,390	1	4,600
Liquidator at large	1	5,600	1	5,600	1	5,325
Claim agent	1	5,390	1	5,390	1	4,656
Special assistant to board of directors	1	6,231	1	6,174	1	5,400
Assistant chief, audit division	1	5,390	1	5,333	0.7	3,258
Administrative officer	1	5,600	1	5,600	1	4,800
Secretary to Corporation	1	5,180	1	5,180	1	4,600

By objects	Obligations					
	Estimate, 1947		Estimate, 1946		Actual, 1945	
<b>PERSONAL SERVICES, DEPARTMENTAL—CON.</b>	Man-years	Total salary	Man-years	Total salary	Man-years	Total salary
Clerical, administrative, and fiscal service—Continued						
Grade 11. Range \$4,300 to \$5,180:						
Supervising liquidator	2	\$9,040	2	\$9,040	0.5	\$2,383
Liquidator			0.7	3,164	4	15,259
Claim agent	2	10,140	3	15,100	3	12,948
Chief, statistical service section	1	4,520	1	4,520	1	3,800
Chief, recruitment, placement and training section			1	5,180	1	4,600
Chief, membership relations subunit	1	5,180	1	5,180	1	4,600
Chief, classification section	1	4,520	1	4,495	1	3,800
Administrative officer	1	4,300	0.8	3,440		
Assistant chief, service division	1	4,520	1	4,418	1	3,800
Fiscal accountant	2	9,920	2	9,683	2	8,300
Accountant and auditor	15	67,580	7.5	34,272	5	20,725
Chief clerk	1	4,740	1	4,740	1	4,200
Grade 10. Range \$3,970 to \$4,630:						
Confidential assistant to director	1	4,080	1	4,080	1	3,500
Auditor in charge general audit unit	1	4,410	1	4,410	1	3,900
Grade 9. Range \$3,640 to \$4,300:						
Supervising liquidator	1	4,300	1	4,122	1	3,450
Securities liquidation analyst	1	3,860	1	3,830	1	3,200
Liquidator	0.2	791	1	3,691	0.7	2,287
Claim agent			2	7,500	1.9	6,463
Chief, analysis unit	1	3,860	1	3,801	1.1	3,756
Assistant chief, service division			1	4,300	1	3,800
Administrative assistant	2	7,500	2	7,331	0.5	1,712
Fiscal accountant	1	3,860	1	3,860		
Accountant and auditor	20.5	75,940	7.5	28,358	7.2	24,290
Accountant	1	3,750	1	3,750	1	3,200
Secretary	1	3,750	1	3,750	1	3,200
Grade 8. Range \$3,310 to \$3,970:						
Grade 7. Range \$2,980 to \$3,640:						
Grade 6. Range \$2,650 to \$3,310:						
Grade 5. Range \$2,320 to \$2,980:						
Grade 4. Range \$2,100 to \$2,298:						
Grade 3. Range \$1,902 to \$2,298:						
Grade 2. Range \$1,704 to \$2,100:						
Grade 1. Range \$1,506 to \$1,902:						
Professional service:						
Grade 9. In excess of \$9,800:						
General counsel	1	10,000	1	10,000	1	10,000
Chief, division of examination	1	10,000	1	10,000		
Grade 8. Range \$8,750 to \$9,800:						
Chief, division of research and statistics	1	9,012	1	9,012	1	8,124
Acting chief, division of examination					1	8,250
Grade 7. Range \$7,175 to \$8,225:						
Assistant to chief, division of research and statistics	1	7,437	1	7,195	0.8	5,259
Attorney	1	8,225	1	8,225	1	7,500
Review examiner	5	37,397	5	37,256	2.1	14,940
Examiner	2	14,350				
Grade 6. Range \$6,230 to \$7,070:						
Economist	5	32,710	4.5	29,445	4	22,888
Attorney	9	60,480	8.6	57,594	6.2	36,482
Review examiner	2	13,510	2	13,510	4	24,500
Grade 5. Range \$5,180 to \$6,020:						
Economist	1	5,180				
Attorney	3	15,540	2.5	12,950	0.7	3,233
Review examiner	3	17,640	3	17,414	3	15,400
Grade 4. Range \$4,300 to \$5,180:						
Attorney	3	13,780	2.8	12,920	1.9	8,417
Economist	1.6	6,880	0.9	3,870		
Grade 3. Range \$3,640 to \$4,300:						
Librarian	1	3,860	1	3,839	1	3,200
Economist	1.8	6,552	1	3,640	0.8	2,667
Attorney	1	3,750	1	3,750	1	3,200
Review examiner	1	4,080	1	4,021	1	3,450
Grade 2. Range \$2,980 to \$3,640:						
Grade 1. Range \$2,320 to \$2,980:						
Subprofessional service:						
Grade 6. Range \$2,320 to \$2,980:						
Grade 4. Range \$1,902 to \$2,298:						
Crafts, protective, and custodial service:						
Grade 7. Range \$2,364 to \$2,870:						
Grade 6. Range \$2,166 to \$2,364:						
Grade 5. Range \$1,968 to \$2,364:						
Grade 4. Range \$1,770 to \$2,166:						

By objects	Obligations					
	Estimate, 1947		Estimate, 1946		Actual, 1945	
	Man-years	Total salary	Man-years	Total salary	Man-years	Total salary
<b>PERSONAL SERVICES, DEPARTMENTAL—CON.</b>						
Crafts, protective, and custodial service—Continued						
Grade 3. Range \$1,572 to \$1,902	18	\$30,606	26.9	\$45,362	30.1	\$40,995
Grade 2. Range \$1,440 to \$1,770	1	1,506	1	1,506	1.2	1,531
Total permanent, departmental	509.1	1,618,665	497.4	1,495,171	483.2	1,224,945
Temporary employment, departmental	5.3	9,070	10.4	17,960	2.3	6,710
Part-time employment, departmental	0.4	595	0.6	682	2.7	2,808
W. A. E. employment, departmental	0.4	2,870	0.4	2,870	0.1	524
Overtime pay, departmental		10,050		29,790		210,515
Night-work differential, departmental		1,000		1,000		
All personal services, departmental	515.2	1,642,250	508.8	1,547,773	488.3	1,445,502
<b>PERSONAL SERVICES, FIELD</b>						
Clerical, administrative, and fiscal service:						
Grade 10. Range \$3,970 to \$4,630:						
Credit union examiner	5	20,730	5	20,565	4.3	15,291
Grade 9. Range \$3,640 to \$4,300:						
Credit union examiner	8	30,550	6	23,038	6.7	21,758
Administrative assistant	2	7,720	2	7,661	1.2	4,117
Grade 8. Range \$3,310 to \$3,970	5	16,770	2	6,798	1.5	4,465
Grade 7. Range \$2,980 to \$3,640	24	76,470	21.6	68,020	20.4	55,941
Grade 6. Range \$2,650 to \$3,310	15	46,430	11	29,747	8.6	19,795
Grade 5. Range \$2,320 to \$2,980	31	75,208	20.9	50,975	12.3	25,990
Grade 4. Range \$2,100 to \$2,496	15.5	35,806	14	32,306	11.7	23,745
Grade 3. Range \$1,902 to \$2,298	37.5	77,419	35	72,098	38.6	67,151
Grade 2. Range \$1,704 to \$2,100	81.5	152,274	75	139,657	79.1	121,962
Professional service:						
Grade 9. In excess of \$9,500:						
District supervising examiner	2	20,000	2	20,000	2.1	19,726
Grade 8. Range \$8,750 to \$9,500:						
District supervising examiner	10	94,324	8	76,824	7	61,250
Grade 7. Range \$7,175 to \$8,225:						
Bank examiner	5.5	40,775	2	15,662	1	7,500
Assistant supervising examiner	3	22,049	3	22,049	3.4	22,208
Grade 6. Range \$6,230 to \$7,070:						
Examiner	3.5	22,015	1	6,335	0.1	233
Assistant supervising examiner	5	33,040	5	33,040	5.6	32,508
Grade 5. Range \$5,180 to \$6,020:						
Bank examiner	24	132,720	23.5	128,894	18.9	91,517
Examiner	1	5,180	1	5,180		
Bank examiner	62	297,840	62	297,121	57.6	240,471
Grade 3. Range \$3,640 to \$4,300:						
Bank examiner	58.5	237,030	52.4	213,865	67	240,956
Grade 2. Range \$2,980 to \$3,640	73	232,300	56.5	181,358	49.5	136,621
Grade 1. Range \$2,320 to \$2,980	101.5	250,440	56.5	143,173	62.6	135,363
Total permanent, field	573.5	1,921,480	465.4	1,595,236	459.2	1,348,568
Temporary employment, field	1	1,704	1	1,704	0.1	144
Overtime pay, field		33,845		49,095		239,959
Additional pay for foreign service, field		525		525		450
All personal services, field	574.5	1,957,554	466.4	1,646,530	459.3	1,589,131
01 Personal services (net)	1,089.7	3,599,804	975.2	3,194,303	947.6	3,034,633
<b>OTHER OBLIGATIONS</b>						
02 Travel		620,100		550,000		488,638
Travel incident to return of departmental offices from Chicago to Washington			17,000			7,904
03 Transportation of things		6,000		6,000		7,904
04 Communication services		31,588		49,000		48,782
Payment for penalty mail		14,290		14,290		11,183
05 Rents and utility services		346,772		331,294		302,418
06 Printing and binding		31,146		24,225		18,245
07 Other contractual services:						
Legal and professional services		47,500		47,500		33,110
Other		44,800		44,800		47,304
Moving departmental offices, Chicago to Washington			80,000			
08 Supplies and materials		25,000		25,000		26,928
09 Equipment		25,000		25,000		54,181
Total other obligations		1,192,196		1,214,109		1,038,693
Grand total obligations		4,792,000		4,408,412		4,073,326
Expenses incident to pay-off of closed insured banks, liquidation of closed insured banks, and liquidation of loans to banks		-500,000		-500,000		-492,365
Reimbursements for services performed				-150,000		-163,505
Net total obligations		4,292,000		3,758,412		3,420,456
Excess of obligations over authorization due to Public Law 105				-450,000		
Unobligated balance of authorization						379,544
Payable from funds of the corporation		-4,292,000		-3,308,412		-3,800,000
Total estimate or appropriation						

FEDERAL POWER COMMISSION

[SALARIES AND EXPENSES]

Salaries and Expenses, Federal Power Commission—

*Salaries and expenses:* For all expenses necessary for the work of the Federal Power Commission as authorized by law except for the work authorized by the Act of June 28, 1938 and sections 10 and 12 of the Act of December 22, 1944, authorizing the construction of certain public works on rivers and harbors for flood control, and for other purposes (33 U. S. C. 701 [a] and 58 Stat. 892, 904), including traveling expenses; contract stenographic reporting services; purchase (not to exceed five), hire, maintenance, repair, and operation of motor-propelled passenger-carrying vehicles, including not more than one such vehicle for general administrative use in the District of Columbia; and not exceeding \$5,000 for purchase and exchange of lawbooks, books of reference, newspapers, and periodicals, \$2,072,000; \$3,370,000; of which amount not to exceed \$1,315,991 \$1,970,000 shall be available for personal services in the District of Columbia exclusive of not to exceed \$320,000 \$10,000, which may be expended for consultants and special counsel.

[Salaries and expenses: For an additional amount, fiscal year 1946, for "Salaries and expenses", Federal Power Commission, including the objects specified under this head in the Independent Offices Appropriation Act, 1946, \$250,000: *Provided*, That the amount under this head which may be expended for personal services in the District of Columbia is hereby increased from "\$1,315,991" to "\$1,469,000" and for travel is hereby increased from "\$185,475" to "\$212,500".] (16 U. S. C. 791a-825; 15 U. S. C. 717-717w; 16 U. S. C. 831k-1, m, n-1, n-3, y-1; 832a, d, e, f, h, i; 833d, e, g (a), h; 58 Stat. 890; 43 U. S. C. 617 (c); 45 Stat. 212-213, 1344, 1639-40; Act of May 3, 1945, Public Law 49; Act of Dec. 28, 1945, Public Law 269.)

Estimate 1947, \$3,370,000

Appropriated 1946, \$2,322,000

By objects	Obligations					
	Estimate, 1947		Estimate, 1946		Actual, 1945	
	Man-years	Total salary	Man-years	Total salary	Man-years	Total salary
<b>PERSONAL SERVICES, DEPARTMENTAL</b>						
Clerical, administrative, and fiscal service:						
Grade 16. In excess of \$9,800:						
Commissioner	5	\$50,000	4.8	\$47,500	5.3	\$52,895
Grade 15. Range \$8,750 to \$9,800:						
Chief, bureau of accounts, finance and rates	1	9,800	1	9,800	1	9,000
Grade 14. Range \$7,175 to \$8,225:						
Secretary	1	7,700	1	7,700	1	6,937
Chief accountant	1	8,225	1	8,225	1	7,500
Chief, division finance and statistics	1	8,225	1	8,225	1	7,378
Chief, division original cost	1	7,700	1	7,700	1	6,757
Chief, division fiscal and personnel	1	7,175	0.9	6,458		
Assistant chief, bureau accounts, finance and rates	1	8,225	0.8	6,770		
Examiner of accounts	2	14,350	1.6	11,590		
Grade 13. Range \$6,230 to \$7,070:						
Executive assistant to the chairman	1	6,230	1	6,230	0.8	4,278
Director of personnel			0.1	644	1	5,750
Assistant chief accountant					2	12,600
Supervising accountant					0.8	4,511
Examiner of accounts	4.5	28,875	3.7	22,918	1.4	8,089
Assistant chief, division original cost	1	6,230	1	6,230		
Grade 12. Range \$5,180 to \$6,020:						
Assistant director of personnel					0.9	4,459
Chief, division of publications	1	5,180	1	5,180	0.6	2,798
Chief, information	1	5,600	1	5,600	1	5,000
Examiner of accounts	7.3	37,493	2.5	13,424	3.9	18,711
Rate analyst	1	5,180	1	5,180	0.1	383
Utility analyst	1	5,180	1	5,180	0.1	383
Assistant secretary	1	5,180	0.7	3,626		
Editorial assistant	0.3	1,295	0.6	3,108		
Grade 11. Range \$4,300 to \$5,180:						
Assistant director of personnel	1	4,300	1	4,300	0.1	158
Assistant secretary			0.3	1,257	1	3,800
Utility analyst	1	4,300	1	4,300	0.1	158
Examiner of accounts	3	13,255	1.2	5,000	1	3,833
Assistant budget and fiscal officer	1	4,960	1	4,960	1	4,200
Grade 10. Range \$3,970 to \$4,630:						
Analyst					0.9	3,275
Examiner of accounts	1	3,970			0.9	3,275
Grade 9. Range \$3,640 to \$4,300:						
Research assistant	5	18,970	4.6	17,518	4.6	14,977
Head fiscal control	1	3,750	1	3,695	0.8	2,540
Examiner of accounts	2	7,280	1.7	6,188	0.7	2,178
Land classifier	1	3,640			0.9	2,743
Chief, minutes section	1	3,640				
Personnel classification officer	1	3,640	1	3,640	1	3,395
Chief classification and organization section	1	3,640				
Rate analyst	1	3,640				
Grade 8. Range \$3,310 to \$3,970	3	10,370	3	10,370	1.9	5,948
Grade 7. Range \$2,980 to \$3,640	17	51,540	13	39,820	7.9	21,157
Grade 6. Range \$2,650 to \$3,310	20	54,100	16.4	44,450	8.9	21,590

FEDERAL POWER COMMISSION—Continued

[SALARIES AND EXPENSES]—continued

Salaries and Expenses, Federal Power Commission—Continued

By objects	Obligations					
	Estimate, 1947		Estimate, 1946		Actual, 1945	
	Man-years	Total salary	Man-years	Total salary	Man-years	Total salary
<b>PERSONAL SERVICES, DEPARTMENTAL—CON.</b>						
Clerical, administrative, and fiscal service—Continued						
Grade 5. Range \$2,320 to \$2,980	49.2	\$116,370	41.2	\$96,419	29.3	\$58,369
Grade 4. Range \$2,100 to \$2,496	85.8	185,236	70.2	152,576	57.8	109,179
Grade 3. Range \$1,902 to \$2,298	75.2	145,547	55.7	107,539	45.5	72,970
Grade 2. Range \$1,704 to \$2,100	12.1	20,656	15.1	25,985	16.7	24,429
Grade 1. Range \$1,506 to \$1,902	1	1,506	1	1,506	0.6	859
Professional service:						
Grade 8. Range \$8,750 to \$9,800:						
Chief engineer	1	9,800	1	9,800	1	9,600
General counsel	1	9,800	0.5	7,840	1.3	12,000
Chief, bureau of power	1	8,750	1	8,750	0.5	3,956
Grade 7. Range \$7,175 to \$8,225:						
Special assistant to the commission	1	7,175	1	7,175	0.4	2,437
Assistant chief, bureau of power	1	7,700	1	7,700	0.2	1,671
Assistant general counsel	2	15,926	2	15,926	2	13,771
Chief, division of rates and certificates	1	7,963	1	7,963	1.2	8,577
Chief, division of trial examiners	1	7,438	1	7,438	1	6,500
Chief, bureau of electrical engineering						
Chief, electrical division	1	7,438	1	7,438	0.4	2,808
Associate chief, bureau of water power						
Chief, licensed projects division	1	7,175	1	7,175	0.5	3,521
Chief, division of projects costs	1	7,438	1	7,438	0.4	2,437
Chief, river basin division	1	7,963	1	7,963	0.5	3,290
Economic consultant	1	7,438	1	7,306	0.8	5,991
Attorney	1.3	9,232	1.3	9,232	1	6,750
Chief, certificates section	1	7,175	1	7,175		
Chief, gas rate investigations section	1	7,175	1	7,175		
Chief, electric rate investigations section	1	7,175				
Chief, rate filing and contract analysis section	1	7,175				
Research assistant	0.2	1,990	0.9	7,564		
Geologist			0.5	3,586		
Chemical engineer			0.5	3,655		
Gas engineer	0.8	5,513	0.6	4,520		
Gas attorney			0.5	3,588		
Engineer			0.4	2,763		
Grade 6. Range \$6,230 to \$7,070:						
Trial examiner	4.9	31,149	3.4	21,965	2.8	16,653
Attorney	8.8	55,353	5.3	33,888	3.9	23,296
Rate investigator					1.5	8,295
Engineer	13	81,830	8.7	55,174	2.9	17,475
Assistant chief, division of rates and research					0.3	1,952
Statistician	1	6,230	1	6,230		
Gas engineer	0.2	1,558	1.1	6,979		
Gas attorney			0.6	3,738		
Grade 5. Range \$5,180 to \$6,020:						
Trial examiner	2	11,798	1.8	10,726	1.6	7,410
Attorney	11.5	59,990	8.5	44,450	5.6	25,656
Rate investigator	6	31,820	1.2	6,300	2.8	13,947
Engineer	28.4	150,735	20.2	108,194	16.7	80,726
Economic analyst	1	5,390	1	5,390	0.6	2,667
Statistician	1	5,600	1	5,600		
Economist	0.3	1,295	0.9	4,403		
Grade 4. Range \$4,300 to \$5,180:						
Attorney	10.1	43,593	6	26,830	4.5	17,200
Rate investigator	3	13,560	0.1	430	1.8	6,908
Engineer	25.3	112,790	19.1	84,129	10.2	39,348
Statistician					0.9	3,483
Public utility analyst			0.2	1,028	0.8	3,483
Grade 3. Range \$3,640 to \$4,300:						
Attorney	9	32,870	4	14,670	3	9,775
Statistician	1	3,640	1	3,260	1	3,260
Rate investigator	7	25,920	1.8	6,662	2.6	8,177
Engineer	11	40,760	10.9	40,213	4.2	14,654
Public utility analyst	1	3,860	0.4	1,544	0.1	183
Economist	2	7,390	1	3,750		
Grade 2. Range \$2,980 to \$3,640:						
Grade 1. Range \$2,320 to \$2,980:						
Subprofessional service:						
Grade 8. Range \$2,980 to \$3,640	1	2,980	0.5	1,765	0.7	2,200
Grade 7. Range \$2,650 to \$3,310	4	11,700	4	11,700	3.1	8,025
Grade 6. Range \$2,320 to \$2,980	3	7,178	2.1	5,139	1.5	3,338
Grade 5. Range \$2,100 to \$2,496	10	21,396	7.5	16,146	4.2	8,049
Grade 4. Range \$1,902 to \$2,298	3	5,772	2.3	4,440	3.3	5,555
Grade 3. Range \$1,704 to \$2,100	2	3,408			1	1,767
Crafts, protective, and custodial service:						
Grade 4. Range \$1,770 to \$2,166	2	3,804	2	3,804	2	3,670
Grade 3. Range \$1,572 to \$1,902	9	14,478	9	14,544	8	10,546
Grade 2. Range \$1,440 to \$1,770	2.2	3,967	1	1,386	4.1	4,970
Total permanent, departmental	554.6	1,947,942	427.4	1,506,924	327.6	991,565
Temporary employment, departmental	1.3	10,000	2.6	20,000	0.8	5,939
Overtime pay, departmental				27,561		156,228
All personal services, departmental	555.9	1,957,942	430.0	1,554,485	328.4	1,153,732

By objects	Obligations					
	Estimate, 1947		Estimate, 1946		Actual, 1945	
	Man-years	Total salary	Man-years	Total salary	Man-years	Total salary
<b>PERSONAL SERVICES, FIELD</b>						
Clerical, administrative, and fiscal service:						
Grade 13. Range \$6,230 to \$7,070:						
Assistant chief accountant					0.9	\$5,083
Supervising accountant	3	\$18,900	1	\$6,440	1	5,600
Regional administrator					0.9	4,925
Grade 12. Range \$5,180 to \$6,020:						
Examiner of accounts	11	58,870	10	54,635	8.1	39,174
Grade 11. Range \$4,300 to \$5,180:						
Examiner of accounts	15	67,360	12	54,460	11.9	46,883
Grade 10. Range \$3,970 to \$4,630:						
Examiner of accounts	16	65,500	16	65,170	13.1	46,697
Grade 9. Range \$3,640 to \$4,300:						
Examiner of accounts	22	\$3,270	19	72,370	17.4	57,842
Grade 8. Range \$3,310 to \$3,970	6	19,800	1	3,310	0.4	1,174
Grade 7. Range \$2,980 to \$3,640	16	48,670	8.8	26,644	8.9	23,811
Grade 6. Range \$2,650 to \$3,310	9	24,180	6.5	17,555	4.5	10,233
Grade 5. Range \$2,320 to \$2,980	21.6	51,217	8	19,550	8.9	17,867
Grade 4. Range \$2,100 to \$2,496	22	47,432	21.1	46,731	9.2	17,350
Grade 3. Range \$1,902 to \$2,298	13	25,306	14	27,384	12.7	20,822
Grade 2. Range \$1,704 to \$2,100	9	15,734	11.2	19,329	7.8	11,065
Grade 1. Range \$1,506 to \$1,902	4	6,024			0.5	605
Professional service:						
Grade 8. Range \$8,770 to \$9,800:						
Chief, bureau of water power					0.5	4,125
Regional administrator					0.5	4,125
Special assistant to Commission	0.7	6,493	0.7	6,493		
Grade 6. Range \$6,230 to \$7,070:						
Regional administrator					1.3	8,464
Regional engineer	5	33,150	1.9	12,664	0.3	1,500
Engineer					0.9	5,337
Grade 5. Range \$5,180 to \$6,020:						
Engineer	25	132,795	24	128,711	15.4	74,152
Rate investigator			1.2	6,468	1	4,600
Geologist	1	5,390				
Grade 4. Range \$4,300 to \$5,180:						
Engineer	23.3	104,465	18.5	83,623	11.2	44,161
Grade 3. Range \$3,640 to \$4,300:						
Engineer	21	78,860	18.1	67,377	6.4	20,995
Rate analyst	1	3,750	0.6	2,184		
Grade 2. Range \$2,980 to \$3,640	10.8	32,384	7	21,889	3.1	8,517
Grade 1. Range \$2,320 to \$2,980	13.1	30,512	6.6	16,114	1.7	3,350
Subprofessional service:						
Grade 8. Range \$2,980 to \$3,640	5	15,120	1	3,200	1	2,700
Grade 7. Range \$2,650 to \$3,310	7	16,774	1	2,760	0.1	96
Grade 6. Range \$2,320 to \$2,980	5	11,600			1	2,204
Grade 5. Range \$2,100 to \$2,496	7.9	16,774	2	4,332	0.7	1,210
Crafts, protective, and custodial service:						
Grade 2. Range \$1,440 to \$1,770	1	1,506	1	1,440	0.6	750
Total permanent, field	287.4	1,004,922	212.2	770,313	151.9	495,417
Overtime pay, field				12,514		84,005
All personal services, field	287.4	1,004,922	212.2	782,827	151.9	579,422
01 Personal services (net)	843.3	2,962,864	642.2	2,337,312	480.3	1,733,154
<b>OTHER OBLIGATIONS</b>						
02 Travel		293,115		192,650		144,523
03 Transportation of things		2,825		595		2,869
04 Communication services		20,666		15,000		14,373
05 Rents and utility services		51,400		26,780		24,820
07 Other contractual services		21,155		18,325		39,321
08 Supplies and materials		11,445		11,196		21,125
09 Equipment		17,730		2,475		20,789
Passenger-carrying vehicle		3,800				
Library stock		5,000		5,000		4,971
Freight-carrying vehicle		1,000				
Total other obligations		428,136		272,021		272,791
Grand total obligations		3,391,000		2,609,333		2,005,945
Reimbursements for services performed		-21,000				-14,635
Net total obligations		3,370,000		2,609,333		1,991,910
Excess of obligations over appropriation due to Public Law 106				-287,333		
Estimated savings, unobligated balance						5,090
Total estimate or appropriation		3,370,000		2,322,000		1,997,000

Flood Control Surveys, Federal Power Commission—

Flood-control surveys: For all expenses necessary for the work of the Federal Power Commission as authorized by [the provisions of] the Act of June 28, 1938 [52 Stat. 1215] 33 U. S. C. 701j, and sections 10 and 12 of the Act of December 22, 1944 (58 Stat. 892, 904), including travel expenses; contract stenographic reporting services; \$135,000; \$270,000, of which amount not to exceed \$85,000; \$112,000 shall be available for personal services in the District of Columbia.

[Flood-control surveys: For an additional amount, fiscal year 1946, for "Flood-control surveys", Federal Power Commission, including the objects specified under this head in the Independent Offices Appropriation Act, 1946, \$25,000: Provided, That the



amount under this head which may be expended for personal services in the District of Columbia is hereby increased from "\$85,000" to "\$93,000" and for travel is hereby increased from "\$10,000" to "\$11,250." (33 U. S. C. 701j; 33 U. S. C. 701b-4; 53 Stat. 1415; 55 Stat. 639; 58 Stat. 892, 904; sec. 2, act of Mar. 2, 1945, Public Law 14; Act of May 3, 1945, Public Law 49; Act of Dec. 28, 1945, Public Law 269.)

Estimate 1947, \$270,000

Appropriated 1946, \$160,000

By objects	Obligations					
	Estimate, 1947		Estimate, 1946		Actual, 1945	
<b>PERSONAL SERVICES, DEPARTMENTAL</b>	Man-years	Total salary	Man-years	Total salary	Man-years	Total salary
Clerical, administrative, and fiscal service:						
Grade 4. Range \$2,100 to \$2,496					1.7	\$3,127
Grade 3. Range \$1,902 to \$2,298	3	\$6,430	3	\$6,430	0.8	1,544
Professional service:						
Grade 6. Range \$6,230 to \$7,070:						
Engineer	3	19,110	3	19,110	1.1	6,467
Grade 5. Range \$5,180 to \$6,020:						
Engineer	3	16,380	4.4	23,632	4.7	23,113
Grade 4. Range \$4,300 to \$5,180:						
Engineer	7	32,300	5.5	25,409	5.9	24,333
Grade 3. Range \$3,640 to \$4,300:						
Engineer	7.1	26,530	6.2	23,749	4.5	15,044
Grade 2. Range \$2,980 to \$3,640	1	3,070	2	6,070	1.4	3,686
Grade 1. Range \$2,320 to \$2,980	3	6,960				
Subprofessional service:						
Grade 7. Range \$2,650 to \$3,310					0.8	2,000
Grade 6. Range \$2,320 to \$2,980					0.8	1,675
Total permanent, departmental	27.1	110,800	24.1	104,170	21.7	80,989
Overtime pay, departmental				1,266		12,770
All personal services, departmental	27.1	110,800	24.1	105,436	21.7	93,759
<b>PERSONAL SERVICES, FIELD</b>						
Clerical, administrative, and fiscal service:						
Grade 3. Range \$1,902 to \$2,298	5	10,100				
Professional service:						
Grade 5. Range \$5,180 to \$6,020:						
Engineer	5	26,950	2	10,990	1	4,750
Grade 4. Range \$4,300 to \$5,180:						
Engineer	5	22,160	4.5	20,780	4	16,036
Grade 3. Range \$3,640 to \$4,300:						
Engineer	11	40,420	2.5	9,320	1.8	6,004
Grade 2. Range \$2,980 to \$3,640	7	20,970	3.3	10,120	1.7	4,531
Grade 1. Range \$2,320 to \$2,980	5	11,600	2	4,640	0.8	1,896
Total permanent, field	38	132,200	14.3	55,870	9.3	33,217
Overtime pay, field				692		5,713
All personal services, field	38	132,200	14.3	56,562	9.3	38,930
<b>01 Personal services (net)</b>	65.1	243,000	38.4	161,948	31	132,689
<b>OTHER OBLIGATIONS</b>						
02 Travel		18,000		11,270		5,986
03 Transportation of things		150		150		325
04 Communication services		2,500		1,682		736
05 Rents and utility services		2,000		1,000		491
07 Other contractual services		2,000		1,000		911
08 Supplies and materials		750		750		135
09 Equipment		1,600				115
Total other obligations		27,000		15,832		8,609
Grand total obligations		270,000		177,780		141,388
Excess of obligations over appropriation due to Public Law 406				-17,780		
Estimated savings, unobligated balance						3,112
Total estimate or appropriation		270,000		160,000		144,500

**National Defense Activities, Federal Power Commission—**

【National defense activities: For all necessary expenses (except printing and binding) to enable the Federal Power Commission to perform additional activities in connection with the national security and defense, including activities under the provisions of the Federal Power Act, and activities in cooperation with the War Department for the protection of the electric power and gas supplies against hostile acts, such expenses to include all items of expenditure for which the appropriations under the heading "Salaries and expenses, Federal Power Commission", are available, \$110,000: *Provided*, That the Commission may make expenditures in addition to the foregoing, for duties connected with the national security and defense, from other appropriations available to it: *Provided*, That upon the expiration of sixty days after the cessation of hostilities between the

United States and the principal enemy powers or after the date of an armistice between the United States and the principal enemy powers, this appropriation shall cease to be available for obligations unless Congress shall otherwise provide by law.】 (Act of May 3, 1945, Public Law 49.)

Appropriated 1946, \$110,000

By objects	Obligations						
	Estimate, 1947		Estimate, 1946		Actual, 1945		
<b>PERSONAL SERVICES, DEPARTMENTAL</b>	Man-years	Total salary	Man-years	Total salary	Man-years	Total salary	
Clerical, administrative, and fiscal service:							
Grade 11. Range \$4,300 to \$5,180							
Examiner of accounts					0.9	\$3,483	
Grade 7. Range \$2,980 to \$3,640					2.7	7,013	
Grade 6. Range \$2,650 to \$3,310					1.6	3,810	
Grade 5. Range \$2,320 to \$2,980					2.7	5,283	
Grade 4. Range \$2,100 to \$2,496					2.4	5,038	
Grade 3. Range \$1,902 to \$2,298					0.9	1,819	
Grade 2. Range \$1,704 to \$2,100					18.4	30,433	
Professional service:					3.8	5,548	
Grade 7. Range \$7,175 to \$8,225:							
Associate chief, bureau of electrical engineering					0.1	650	
Research assistant					0.2	1,349	
Grade 6. Range \$6,230 to \$7,070							
Engineer					0.3	1,634	
Rate investigator					1	6,318	
Grade 5. Range \$5,180 to \$6,020:							
Engineer					0.8	4,228	
Rate investigator					2.6	14,064	
Attorney					0.2	1,150	
Grade 4. Range \$4,300 to \$5,180:							
Engineer					0.9	4,071	
Rate investigator					4.2	19,078	
Public utility analyst						3.5	13,171
Grade 3. Range \$3,640 to \$4,300:					0.2	917	
Engineer					0.2	861	
Attorney					0.7	2,404	
Rate investigator					1	3,970	
Grade 2. Range \$2,980 to \$3,640					1.2	3,192	
Grade 1. Range \$2,320 to \$2,980					1.6	3,849	
Subprofessional service:							
Grade 5. Range \$2,100 to \$2,496					0.1	162	
Total permanent, departmental			18.2	70,166	96.2	269,088	
Temporary employment, departmental						0.1	184
Part-time employment, departmental						0.3	315
Overtime pay, departmental				2,641		48,375	
All personal services, departmental			18.2	72,807	96.6	317,962	
<b>PERSONAL SERVICES, FIELD</b>							
Clerical, administrative, and fiscal service:							
Grade 5. Range \$2,320 to \$2,980					0.3	888	
Grade 4. Range \$2,100 to \$2,496						6.8	12,448
Grade 3. Range \$1,902 to \$2,298						8.4	13,868
Grade 2. Range \$1,704 to \$2,100						3.9	5,935
Professional service:							
Grade 5. Range \$5,180 to \$6,020:							
Engineer						3.4	16,641
Grade 4. Range \$4,300 to \$5,180:							
Engineer					1.8	8,243	
Grade 3. Range \$3,640 to \$4,300:							
Engineer					1.5	6,066	
Grade 2. Range \$2,980 to \$3,640					0.2	713	
Grade 1. Range \$2,320 to \$2,980					0.3	561	
Subprofessional service:							
Grade 5. Range \$2,100 to \$2,496						1.3	2,435
Total permanent, field			4.1	16,471	56.2	157,719	
Overtime pay, field				1,069		29,116	
All personal services, field			4.1	17,540	56.2	186,835	
<b>01 Personal services (net)</b>			22.3	90,347	152.8	504,797	
<b>OTHER OBLIGATIONS</b>							
02 Travel				2,025		14,849	
03 Transportation of things						160	
04 Communication services						4,271	
05 Rents and utility services						24,426	
07 Other contractual services						2,020	
08 Supplies and materials						585	
09 Equipment						6,709	
Total other obligations				2,025		53,020	
Grand total obligations				92,372		557,817	
Reimbursements for services performed						-357	
Net total obligations				92,372		557,460	
Estimated savings, unobligated balance				17,628		42,540	
Total estimate or appropriation				110,000		600,000	

**FEDERAL POWER COMMISSION—Continued**

**[SALARIES AND EXPENSES]—continued**

**Printing and Binding, Federal Power Commission—**

For all printing and binding for the Federal Power Commission, including engraving, lithographing, and photolithographing, **[\$48,000] \$60,000.** (SI U. S. C. 588; 16 U. S. C. 825k; Act of May 3, 1945, Public Law 49.)

Estimate 1947, **\$60,000**                      Appropriated 1946, **\$48,000**

By objects	Obligations		
	Estimate, 1947	Estimate, 1946	Actual, 1945
06 Printing and binding:			
Forms and stationery.....	\$13,100	\$12,900	\$5,680
Annual and other reports (technical reports).....	19,000	10,500	4,650
Orders and opinions of the Commission.....	10,000	10,000	6,080
Legal briefs.....	3,200	3,600	1,350
Rules and regulations.....	3,200	1,500	730
Binding.....	1,000	1,000	1,500
Lithographing, photolithographing, and engraving.....			
Special and miscellaneous.....	500	500	930
Natural gas investigation, G-580.....	10,000	8,000	
Grand total obligations.....	60,000	48,000	23,920
Estimated savings, unobligated balance.....			1,080
Total estimate or appropriation.....	60,000	48,000	25,000

**Penalty Mail Costs, Federal Power Commission—**

Penalty mail costs: For deposit in the general fund of the Treasury for cost of penalty mail of the Federal Power Commission

Statement of proposed expenditures for purchase, maintenance, repair, and operation of passenger-carrying vehicles for the fiscal year ending June 30, 1947

**FEDERAL POWER COMMISSION**

Appropriation	Vehicles (motor unless otherwise indicated) to be purchased		Old vehicles to be exchanged		Net cost of vehicles to be purchased	Old vehicles still to be used	Total maintenance, repair, and operation, all vehicles	Public purpose and users
	Number	Gross cost	Number	Allowance (estimated)				
Salaries and expenses, Federal Power Commission.....	2	\$2,000	1	\$300	\$1,700		\$500	Required for all Commissioners for general administrative use, also for bureau and division chiefs in the District of Columbia. For use by engineers, and other members of the staff in the Commission's regional offices in the inspection of power projects and the supervision of projects assigned to the regional offices, and in miscellaneous field investigations.
Do.....	3	3,000	3	900	2,100	11	4,000	
Total.....	5	5,000	4	1,200	3,800	11	4,500	

**FEDERAL TRADE COMMISSION**

**Salaries and Expenses, Federal Trade Commission—**

Salaries and expenses: For salaries and expenses of the Federal Trade Commission, including personal services in the District of Columbia; contract stenographic reporting services; supplies and equipment, lawbooks, books of reference, periodicals, garage rentals; traveling expenses; newspapers not to exceed \$500, foreign postage; not to exceed **[\$4,500] \$5,000** for deposit in the general fund of the Treasury for cost of penalty mail as required by section 2 of the Act of June 28, 1944 (Public Law 364); and witness fees and mileage in accordance with section 9 of the Federal Trade Commission Act; **[\$1,897,833, of which not less than \$171,673 shall be available for the enforcement of the Wool Products Labeling Act] \$2,573,000:** *Provided,* That no part of the funds appropriated herein for the Federal Trade Commission shall be expended upon any investigation hereafter provided by concurrent resolution of the Congress until funds are appropriated subsequently to the enactment of such resolution to finance the cost of such investigation. (U. S. C. 12-26, 41-58, 61-65, 315-316; Act of May 3, 1945, Public Law 49.)

Estimate 1947, **\$2,573,000**                      Appropriated 1946, **\$1,897,833**

as required by section 2 of the Act of June 28, 1944 (Public Law 364), **[\$4,500] \$7,000.** (Act of May 3, 1945, Public Law 49.)

Estimate 1947, **\$7,000**                      Appropriated 1946, **\$4,500**

04 Payment for penalty mail: Obligations—1947, \$7,000; 1946, \$4,500; 1945, \$4,833.

**Claims, Judgments, and Private Relief Acts—**

13 Refunds, awards, and indemnities: Obligations—1945, \$267.62.

Total, Federal Power Commission, annual appropriations, general account:

Estimate 1947, **\$3,707,000**                      Appropriated 1946, **\$2,644,500**

Permanent appropriation, special account:

**Payments to States Under Federal Power Act—**

This fund represents 37½ per centum of a portion of the proceeds of certain licenses issued by the Federal Power Commission for the occupancy and use of national forests and public lands, under the Federal Power Act (16 U. S. C. 810).

Estimate 1947, **\$26,000**                      Appropriated 1946, **\$28,850**  
Revised 1946, **\$24,750**

11 Grants, subsidies, and contributions: Obligations—1947, \$20,000; 1946, \$24,750; 1945, \$26,209.

Total, Federal Power Commission, general and special accounts:

Estimate 1947, **\$3,733,000**                      Appropriated 1946, **\$2,673,350**  
Revised 1946, **\$2,669,250**

By objects	Obligations					
	Estimate, 1947		Estimate, 1946		Actual, 1945	
	Man-years	Total salary	Man-years	Total salary	Man-years	Total salary
<b>PERSONAL SERVICES, DEPARTMENTAL</b>						
Clerical, administrative, and fiscal service:						
Grade 16, In excess of \$9,800:						
Commissioner.....	5	\$50,000	5	\$50,000	5	\$50,000
Grade 14, Range \$7,175 to \$8,225:						
Secretary.....	1	8,225	1	8,225	1	7,500
Assistant to chairman.....	1	7,770	1	7,700	1	7,600
Senior chief accountant.....	1	7,700	1	7,700	1	6,750
Grade 13, Range \$6,230 to \$7,070:						
Chief accountant.....	7	44,192	5	31,570	2.4	13,347
Grade 12, Range \$5,180 to \$6,020:						
Assistant secretary.....	1	5,810	1	5,810	1	5,050
Head accountant.....	6	31,290	3	15,750	1.6	7,599
Investigator.....	1	5,346	1	5,180	0.1	465
Grade 11, Range \$4,300 to \$5,180:						
Assistant secretary.....	1	4,435	1	4,300	0.9	3,399
Principal accountant.....	9	38,700	2	8,600	0.5	1,921
Chief of division.....	1	4,520	1	4,520	1	3,800
Investigator.....	6	26,744	6	26,240	3.9	16,396
Assistant chief of division.....	1	4,854	1	4,740	1	4,200
Grade 10, Range \$3,970 to \$4,630:						
Chief of division.....	2	8,551	2	8,490	1	3,725
Head business investigator.....	2	8,270	1	4,190	1	3,627





FEDERAL TRADE COMMISSION—Continued

Working Fund, Federal Trade Commission—Continued

By objects	Obligations			
	Estimate, 1947	Estimate, 1946	Actual, 1945	
PERSONAL SERVICES, DEPARTMENTAL—cont.	Man- years	Total salary	Man- years	Total salary
Overtime pay, departmental				\$808
01 Personal services (net)			1.2	6,212
OTHER OBLIGATIONS				
02 Travel				1,426
Grand total obligations				7,638
Received by transfer from "Salaries and expenses, Office of the Fishery Coordinator, Department of the Interior"				-5,000
Prior year balance available in 1945				-58,162
Estimated savings, unobligated balance				55,524
Total estimate or appropriation				

Claims, Judgments, and Private Relief Acts—

13 Refunds, awards, and indemnities: Obligations—1945, \$1.30.

Total, Federal Trade Commission, annual appropriations, general account:

Estimate 1947, \$2,619,400      Appropriated 1946, \$1,941,833

FILIPINO REHABILITATION COMMISSION

Expenses, Filipino Rehabilitation Commission—

For necessary expenses of the Filipino Rehabilitation Commission as authorized by the Act of June 29, 1944 (Public Law 381), including personal services in the District of Columbia and elsewhere without regard to the civil-service and classification laws; printing and binding; lawbooks, books of reference, and periodicals; newspapers; purchase, maintenance, operation, and repair of passenger automobiles; temporary employment of persons or organizations by contract or otherwise without regard to section 3709 of the Revised Statutes or the Classification Act of 1923, as amended; travel expenses, when specifically authorized by the Commission, without regard to the Standardized Government Travel Regulations or the Subsistence Expense Act of 1926, as amended; fiscal year 1946, \$50,000, to remain available until expended; *Provided*, That this appropriation shall be construed as having been available for expenditure from July 1, 1944, but, except for the compensation of the United States members of the Commission, no expenditures shall be made from this appropriation until an amount equal thereto, after deducting the amount of such compensation, has been contributed by the Commonwealth of the Philippines. (Act of July 5, 1945, Public Law 132.)

Appropriated 1946, \$50,000

By objects	Obligations		
	Estimate, 1947	Estimate, 1946	Actual, 1945
Obligations	\$46,250	\$2,500	\$1,250
1946 appropriation obligated in 1945		+1,250	-1,250
1946 balance available in 1947	-46,250	+46,250	
Total estimate or appropriation		50,000	

FOREIGN-SERVICE PAY ADJUSTMENT

Foreign Service Pay Adjustment, Appreciation of Foreign Currencies—

Foreign-service pay adjustment, appreciation of foreign currencies: For carrying into effect the provisions of the Act approved March 26, 1934 (5 U. S. C. 118c), \$950,000.

Foreign-service pay adjustment: The appropriation "Foreign-service pay adjustment, appreciation of foreign currencies", in the Independent Offices Appropriation Act, 1946, shall be available, in such amounts as may be determined by the President, for transfer to and merger with other appropriations available for salaries, travel, cost-of-living, quarters, and other allowances in foreign countries.

(5 U. S. C. 118c; Act of June 27, 1944, Public Law 358; Act of Dec. 28, 1945, Public Law 269.)

Appropriated 1946, \$950,000

By objects	Obligations		
	Estimate, 1947	Estimate, 1946	Actual, 1945
Transferred to—			
Department of Agriculture		\$375	\$1,500
Department of Commerce		1,000	1,462
Department of the Interior			862
Department of Justice			1,500
Post Office Department			375
Department of State		292,275	474,000
Treasury Department		2,250	2,250
Office of Inter-American Affairs		2,750	20,700
Foreign Economic Administration		12,975	73,087
Office of War Information		10,120	58,337
Federal Security Agency			10,500
War Shipping Administration		47,500	20,500
War Reliance Board			3,000
Reserve for allocation		580,755	121,987
Total estimate or appropriation		950,000	7 0 000

GENERAL ACCOUNTING OFFICE

Salaries, General Accounting Office—

Salaries: For personal services in the District of Columbia and elsewhere, \$31,750,000 \$38,500,000. (Act of Feb. 24, 1945, Public Law 4; Act of Apr. 25, 1945, Public Law 40; Act of May 3, 1945, Public Law 49; Act of Dec. 28, 1945, Public Law 269.)

Estimate 1947, \$38,500,000      Appropriated 1946, \$34,423,900

\* Includes \$2,673,900 appropriated in the First Deficiency Appropriation Act, 1946.

By objects	Obligations			
	Estimate, 1947	Estimate, 1946	Actual, 1945	
PERSONAL SERVICES, DEPARTMENTAL	Man- years	Total salary	Man- years	Total salary
Clerical, administrative, and fiscal service: Grade 16. In excess of \$9,800:				
Comptroller General	1	\$12,000	1	\$12,000
Director of corporation audits	1	10,000	1	9,615
Grade 15. Range \$8,750 to \$9,800:				
Assistant Comptroller General	1	9,800	1	9,800
Chief of investigations	1	9,537	1	9,467
Chief of division	3	26,250	3	26,250
Executive officer	1	9,013	1	9,013
Grade 14. Range \$7,175 to \$8,225:				
Special assistant to Comptroller General	1	7,438	1	7,438
Director of personnel	1	7,963	1	7,963
Chief of division	2	14,875	2	14,875
Chief of section	1	7,438	1	7,438
Assistant chief of investigations	2	15,139	2	15,139
Assistant chief of division	8	57,404	8	56,960
Unit head	1	7,175	1	7,175
Zone chief cost auditor	6	43,303	6	43,192
Assistant executive officer	1	7,175	1	7,175
Accountant	15	108,937	10	72,412
Grade 13. Range \$6,230 to \$7,070:				
Chief of subdivision	7	43,825	6	37,477
Assistant director of personnel	1	6,440	1	6,440
Assistant chief of division	5	31,780	5	31,336
Chief of section	8	50,364	8	49,986
Chief cost auditor	50		40	
Accounts auditor		312,760		249,275
Administrative analyst	5	31,360	5	31,304
Investigator	3	18,900	3	18,777
Technical assistant conferee		131,670		103,748
Accountant	1	6,230	1	6,230
Administrative assistant	15	94,290	10	62,930
Grade 12. Range \$5,180 to \$6,020:				
Chief of subdivision	7	36,870	8	41,649
Assistant chief of division	1	5,390	1	5,390
Assistant to chief of division	4	21,770	4	21,508
Assistant to director of personnel	1	5,390	1	5,221
Assistant chief of subdivision	5	26,320	5	26,094
Chief of section	16	83,856	12	62,150
Chief clerk	1	6,020	1	6,020
Assistant chief of section	10	52,358	10	51,945
Administrative analyst	3	16,170	3	15,807
Investigator	39		35.5	
Head accountant		203,280		185,756
Accounts examiner	3	15,750	3	15,750
Cost auditor	1	5,390	1	5,390
Accounts auditor		471,030		416,112
Training officer	9	46,830	9	46,693
Staff assistant	1	5,180	1	5,180
Employee relations officer	6	32,340	6	31,080
Technical assistant conferee	1	5,390	1	5,180
Unit head	1	5,180	1	5,180
Accountant	30	159,600	25	131,600

By objects	Obligations			By objects	Obligations			
	Estimate, 1947	Estimate, 1946	Actual, 1945		Estimate, 1947	Estimate, 1946	Actual, 1945	
<b>PERSONAL SERVICES, DEPARTMENTAL—CON.</b>				<b>PERSONAL SERVICES, DEPARTMENTAL—CON.</b>				
Clerical, administrative, and fiscal service—Continued	Man-years	Total salary	Man-years	Total salary	Man-years	Total salary	Man-years	Total salary
Grade 11. Range \$4,200 to \$5,180:								
Assistant chief of subdivision	5	\$22,160	5	\$21,635	4.5	\$17,100		
Special assistant to chief of division	6	26,240	6	26,189	3.5	14,176		
Chief of section	33	142,877	34	147,002	31.2	119,508		
Assistant chief of section	16	69,898	10	43,480	8.6	32,923		
Assistant to chief of section	1	4,740	1	4,685	1	4,200		
Unit head					2.2	9,160		
Analyst	7	30,956	7	30,650	4.7	18,792		
Personnel officer	5	24,720	4.6	19,822	1	3,800		
Revision and allowance reviewer	46	199,340	48	207,017	45.4	185,363		
Training officer	2	8,820	2	8,642	0.7	2,681		
Assistant training officer	1	4,300	1	4,300	0.9	3,225		
Administrative officer	1	4,300	1	4,300	0.9	3,508		
Technical assistant	6	26,020	6	25,918	3	11,450		
Administrative and technical assistant	1	4,300	1	4,300	0.5	1,900		
Administrative analyst	6	26,240	6	25,910	2.2	8,483		
Head accountant					0.7	2,850		
Claims reviewer	10	45,132	10	44,387	5.1	32,625		
Audit reviewer					0.5	2,083		
Personnel assistant	2	8,820	1.7	7,352	1	3,800		
Review examiner	13	57,298	12	52,022	17.4	68,085		
Examiner	10	44,760	14	60,733	15	57,408		
Cost auditor	210	911,580	250	1,075,063	182.3	694,784		
Accounts auditor	17	73,980	17	73,624	10.1	39,540		
Investigator	70	304,960	61	264,847	48.4	186,559		
Classification investigator	1	4,300	1	4,300				
Accountant	38	168,240	38	165,985	9.3	35,592		
Administrative assistant	1	4,300	1	4,300				
Chief of subdivision	1	4,520	1	4,418				
Accounts examiner	9	38,700	9	38,700				
Freight technician	6	25,800						
Grade 10. Range \$3,970 to \$4,630:								
Analyst	17	67,930	15.5	61,535	3.6	12,428		
Special assistant to Comptroller General	1	4,300	1	4,300	1	3,700		
Chief of section	6	23,725	9	35,938	3.3	11,575		
Assistant chief of section	18	73,569	19	76,868	13	46,145		
Unit head	7	28,120	7	27,964	8.9	32,054		
Assistant unit head					0.1	360		
Assistant training officer	1	4,080	1	4,021	0.5	1,750		
Training supervisor	10	40,030	10	39,941	7.8	27,417		
Assistant instructor	1	4,132	3	12,181	2.9	10,268		
Claims reviewer	57	235,573	54	219,782	48	173,833		
Freight technician, traffic	3	11,910						
Reviewer	10	40,690	13	52,930	12.7	45,896		
Freight technician	35	138,950						
Field examiner	10	40,250	10	39,780	5	17,500		
Freight technician, class instructor	2	8,298						
Reviewer examiner	6	24,426	5	20,091	7.4	25,942		
Claims examiner	48	196,307	46.5	157,094	40	142,723		
Freight technician, reviewer	53	210,410						
Head accountant	1	4,080	1	4,050				
Assistant chief of subdivision	1	3,970	1	3,970				
Grade 9. Range \$3,640 to \$4,300:								
Analyst	13	48,200	12	43,928	5	16,058		
Audit reviewer	17	62,980	16.5	60,953	15.9	52,305		
Chief of section	20	73,945	21.3	77,966	18.4	59,435		
Assistant chief of section	6	21,865	12	44,285	2.6	8,723		
Unit head	51	188,280	52	189,930	48.8	157,538		
Assistant unit head	5	18,640	5	18,365	9.7	31,433		
Personnel officer	0.3	1,092	0.7	2,548	3.8	12,187		
Audit supervisor	1	3,750	1	3,750	0.9	2,758		
Staff instructor	11	40,370	11	40,074	10.3	33,260		
Head auditor					10.1	33,724		
Head examiner					1	3,475		
Contract reviewer and instructor	2	7,380	2	7,339	2.1	6,741		
Claims reviewer	68	254,830	62	228,763	43.2	139,775		
Freight rate reviewer			52	194,416	49.3	162,879		
Passenger land-grant rate reviewer					22.5	72,155		
Review examiner	2	7,638	2	7,560	0.4	1,333		
Freight technician	20	72,800						
Claims examiner	189	716,294	188.5	702,729	155.3	509,389		
Special claims examiner					2.1	7,009		
Administrative analyst	10	36,730	10	36,501	3.3	10,532		
Legislative analyst	1	3,640	1	3,777	1	3,225		
Administrative assistant	1	3,640	1	3,640	1.4	4,421		
Personnel assistant	5.2	19,148	5.2	19,033	4.1	13,341		
Classification investigator	4	16,346	4	14,776	2.9	9,240		
Investigator	55	204,710	49.6	183,266	41	133,669		
Accountant	130	482,660	102	375,020	24.1	78,279		
Digest clerk					4.8	15,813		
Accounts auditor	21	77,430	21	76,685	9.5	31,469		
Cost auditor	355	1,622,150	445	1,622,150	342.4	1,101,547		
Passenger technician reviewer	29	107,736	26	95,066				
Examiner	2	7,280	2	7,280				
Revision and allowance reviewer	6	23,160	6	23,160	6	20,400		
Accountant reviewer	1	3,640	1	3,640				
Assistant chief, appointment	1	4,190	1	4,190	0.1	317		
Employee counselor	1	3,750	1	3,675	0.3	800		
Assistant personnel officer	2.1	7,644	0.4	1,456				
Special assistant to chief of division	2	7,610	2	7,403	0.3	1,200		
Accounts examiner	30	111,730	30	109,311				

**Miscellaneous Expenses, General Accounting Office—**  
 Miscellaneous expenses: For all expenses necessary for the work of the General Accounting Office, including travel expenses; procurement and exchange of lawbooks and books of reference, and not to exceed \$100 for periodicals; purchase of one, maintenance, repair, and operation of motor-propelled passenger-carrying vehicles, **[\$1,894,700]** \$2,100,000, of which not to exceed **[\$40,500]** \$50,000

GENERAL ACCOUNTING OFFICE—Continued

Miscellaneous Expenses, General Accounting Office—Continued shall be available for deposit in the general fund of the Treasury for cost of penalty mail as required by section 2 of the Act of June 28, 1944 (Public Law 364).

[Miscellaneous expenses: For an additional amount, fiscal year 1946, for "Miscellaneous expenses", including the objects specified under this head in the Independent Offices Appropriation Act, 1946, \$506,700, of which not to exceed \$4,500 shall be available for deposit in the general fund of the Treasury for cost of penalty mail as required by section 2 of the Act of June 28, 1944 (Public Law 364).] (Act of May 3, 1945, Public Law 49; Act of Dec. 28, 1945, Public Law 269.)

Estimate 1947, \$2,100,000                      Appropriated 1946, \$2,401,400

By objects	Obligations		
	Estimate, 1947	Estimate, 1946	Actual, 1945
02 Travel.....	\$932,000	\$935,500	\$324,300
03 Transportation of things.....	55,000	33,500	36,026
04 Communication services.....	50,000	44,400	30,509
Payment for penalty mail.....	50,000	44,550	30,117
05 Rents and utility services.....	209,000	203,650	125,104
07 Other contractual services.....	135,000	410,000	63,563
08 Supplies and materials.....	325,000	324,270	276,280
09 Equipment.....	344,000	405,550	228,634
Grand total obligations.....	2,100,000	2,401,400	1,114,533
Estimated savings, unobligated balance.....			125,602
Total estimate or appropriation.....	2,100,000	2,401,400	1,240,225

Printing and Binding, General Accounting Office—

For all printing and binding for the General Accounting Office, including monthly and annual editions of selected decisions of the Comptroller General of the United States, [\$235,000] \$325,000. (Act of May 3, 1945, Public Law 49; Act of Dec. 28, 1945, Public Law 269.)

Estimate 1947, \$325,000                      Appropriated 1946, \$257,500

\* Includes \$22,500 appropriated in the First Deficiency Appropriation Act, 1946.

By objects	Obligations		
	Estimate, 1947	Estimate, 1946	Actual, 1945
06 Printing and binding:			
Tabulating cards, printed forms and letterheads.....	\$249,000	\$187,800	\$195,511
Printing and binding decisions and the annual report, and binding of pay rolls, record books, etc.....	76,000	69,700	33,402
Total obligations.....	325,000	257,500	228,913
Estimated savings, unobligated balance.....			11,087
Total estimate or appropriation.....	325,000	257,500	240,000

Salaries and Expenses, Investigations for Congress, General Accounting Office—

[Investigations for, and detail of assistants to, committees of Congress: In order to enable the Comptroller General, as authorized in section 312 (b) of the Budget and Accounting Act, 1921, to make investigations and reports ordered by either House of Congress or by any committee of either House having jurisdiction over revenue, appropriations, or expenditures, and to furnish, through assistants from his office, to such committees, at their request, any aid or information so requested, including the employment, in the District of Columbia or elsewhere, of necessary personnel for such purposes, and including salaries, contingent expenses, and necessary travel, \$67,980.] (Act of May 3, 1945, Public Law 49.)

Appropriated 1946, \$67,980

By objects	Obligations		
	Estimate, 1947	Estimate, 1946	Actual, 1945
PERSONAL SERVICES, DEPARTMENTAL			
Clerical, administrative, and fiscal service:	Man- Total	Man- Total	Man- Total
Grade 12. Range \$5,150 to \$6,020:	years salary	years salary	years salary
Investigator.....		0.2 \$863	
Estimated savings, unobligated balance.....		67,117	
Total estimate or appropriation.....		67,980	

Conservation and Use of Agricultural Land Resources, Department of Agriculture (Transfer to General Accounting Office)—

By objects	Obligations					
	Estimate, 1947		Estimate, 1946		Actual, 1945	
PERSONAL SERVICES, DEPARTMENTAL						
Clerical, administrative, and fiscal service:	Man- Total	Man- Total	Man- Total	Man- Total	Man- Total	Man- Total
Grade 13. Range \$6,230 to \$7,070:	years salary	years salary	years salary	years salary	years salary	years salary
Chief of section.....	1 \$6,440	1 \$6,440	1 \$5,600			
Grade 12. Range \$5,180 to \$6,020:						
Assistant chief of section.....	1 5,390	1 5,188	0.9 4,140			
Grade 11. Range \$4,300 to \$5,180:						
Regional unit head.....	4 18,080	4 17,657	3.9 15,483			
Grade 10. Range \$3,970 to \$4,630:						
Chief of field party.....	21 87,550	27 111,487	24.5 88,759			
Grade 9. Range \$3,640 to \$4,300:						
Chief of field party.....	2 7,500	2 7,398	1.6 5,333			
Assistant chief of field party.....			0.9 3,033			
Grade 8. Range \$3,310 to \$3,970.....	3 10,480	3 10,420	3 8,950			
Grade 7. Range \$2,980 to \$3,640.....	23 72,940	28 87,707	20.8 56,721			
Grade 6. Range \$2,650 to \$3,310.....	20 54,210	21 56,678	10.9 25,875			
Grade 4. Range \$2,100 to \$2,496.....	1 2,166	1 2,166	1 1,800			
Grade 3. Range \$1,900 to \$2,298.....	4 8,004	5 9,804	4 6,720			
Grade 2. Range \$1,704 to \$2,100.....	2 3,408	1 1,704	0.3 480			
Crafts, protective, and custodial service:						
Grade 2. Range \$1,440 to \$1,770.....	1 1,506	1 1,465	1.2 1,483			
Total permanent, departmental.....	83 277,674	97 325,724	74 223,377			
Overtime pay, departmental.....		4,221	42,925			
01 Personal services (net).....	83 277,674	97 329,945	74 266,302			
OTHER OBLIGATIONS						
02 Travel.....		48,500	48,500			40,035
04 Communication services.....		1,500	1,500			50
06 Printing and binding.....		2,000	2,000			
08 Supplies and materials.....		2,000	2,000			
Total other obligations.....		54,000	54,000			40,085
Grand total obligations.....		331,674	383,945			306,387
Received by transfer from "Conservation and use of agricultural land resources, Department of Agriculture".....		-331,674	-383,945			-375,000
Estimated savings, unobligated balance.....						68,613
Total estimate or appropriation.....						

Parity Payments, Department of Agriculture (Transfer to General Accounting Office)—

By objects	Obligations					
	Estimate, 1947		Estimate, 1946		Actual, 1945	
PERSONAL SERVICES, DEPARTMENTAL						
Clerical, administrative, and fiscal service:	Man- Total	Man- Total	Man- Total	Man- Total	Man- Total	Man- Total
Grade 7. Range \$2,980 to \$3,640.....	years salary	years salary	years salary	years salary	years salary	years salary
Grade 6. Range \$2,650 to \$3,310.....						
Total permanent, departmental.....				1.5	3,916	
Overtime pay, departmental.....					849	
01 Personal services (net).....				1.5	4,765	
OTHER OBLIGATIONS						
02 Travel.....						3,178
Grand total obligations.....						7,943
Prior year balance available in 1945.....						-31,790
Estimated savings, unobligated balance.....						23,847
Total estimate or appropriation.....						

Administration of the Sugar Act of 1937, Department of Agriculture (Transfer to General Accounting Office)—

By objects	Obligations					
	Estimate, 1947		Estimate, 1946		Actual, 1945	
PERSONAL SERVICES, DEPARTMENTAL						
Clerical, administrative, and fiscal service:	Man- Total	Man- Total	Man- Total	Man- Total	Man- Total	Man- Total
Grade 10. Range \$3,970 to \$4,630:	years salary	years salary	years salary	years salary	years salary	years salary
Chief of field party.....						1.2 \$4,083
Grade 9. Range \$3,640 to \$4,300:						
Chief of field party.....						0.5 1,650
Grade 7. Range \$2,980 to \$3,640.....						2.3 6,233
Grade 6. Range \$2,650 to \$3,310.....	7 18,550	8 21,200	2 5,317			
Total permanent, departmental.....	7 18,550	8 21,200	6 17,283			
Overtime pay, departmental.....		385	3,549			
01 Personal services (net).....	7 18,550	8 21,585	6 20,832			

By objects	Obligations		
	Estimate, 1947	Estimate, 1946	Actual, 1945
<b>OTHER OBLIGATIONS</b>			
02 Travel.....	\$3,200	\$3,200	\$1,667
Grand total obligations.....	21,750	24,785	22,499
Received by transfer from "Administration of Sugar Act of 1937, Department of Agriculture".....	-21,750	-24,785	-25,585
Estimated savings, unobligated balance.....			3,086
Total estimate or appropriation.....			

**Defense Aid, Administrative Expenses (Allotment to General Accounting Office)—**

By objects	Obligations		
	Estimate, 1947	Estimate, 1946	Actual, 1945
Transferred to "Defense aid, administrative expenses".....		+\$4,219	
Prior year balance available in 1945.....			-\$4,219
1945 balance available in 1946.....		-4,219	+4,219
Total estimate or appropriation.....			

**Emergency Fund for the President, National Defense (Allotment to General Accounting Office)—**

By objects	Obligations		
	Estimate, 1947	Estimate, 1946	Actual, 1945
Prior year balance available in 1945.....			-\$269
1945 balance available in 1946.....		-\$269	+269
Estimated savings, unobligated balance.....		269	
Total estimate or appropriation.....			

**Claims, Judgments, and Private Relief Acts—**

13 Refunds, awards, and indemnities: Obligations—1945, \$34,74.

Total, General Accounting Office, annual appropriations, general account:

Estimate 1947, \$40,925,000      Appropriated 1946, \$37,150,780

**Trust account:**

**Wages of Employees of Contractors, Act of August 30, 1935—**

Represents amounts withheld from contractors for payment of wages found due to laborers and mechanics under the terms of the Act of August 30, 1935. (40 U. S. C. 276a-2.)

Estimate 1947, \$2,300      Appropriated 1946, \$4,800  
Revised 1946, \$2,300

By objects	Obligations		
	Estimate, 1947	Estimate, 1946	Actual, 1945
13 Refunds, awards, and indemnities.....	\$4,000	\$4,000	\$1,733
Prior year funds available in 1945.....			-16,428
1945 funds available in 1946.....		-16,665	+16,665
1946 funds available in 1947.....	-14,965	+14,965	
1947 funds available in 1948.....	+13,265		
Total estimate or appropriation.....	2,300	2,300	1,970

Statement of proposed expenditures for purchase, maintenance, repair, and operation of passenger-carrying vehicles for the fiscal year ending June 30, 1947

GENERAL ACCOUNTING OFFICE

Appropriation	Vehicles (motor unless otherwise indicated) to be purchased		Old vehicles to be exchanged		Net cost of vehicles to be purchased	Old vehicles still to be used	Total maintenance, repair, and operation, all vehicles	Public purpose and users
	Number	Gross cost	Number	Allowance (estimated)				
Miscellaneous expenses, General Accounting Office.	1	\$1,050	1	\$200	\$850	2	\$750	Used in transporting Comptroller General, officials, and investigators to and from Government departments and offices in the transaction of official business.

**GOVERNMENT SERVICES INCORPORATED**

**Trust account:**

**Government Services Incorporated—**

Represents funds collected by Government Services Incorporated, held subject to withdrawal for expenditure by the corporation. (31 U. S. C. 725r.)

Appropriated 1946, \$15,000,000  
Revised 1946, \$0

07 Other contractual services: Obligations—1945, \$13,798,034.

**INTERSTATE COMMERCE COMMISSION**

**[SALARIES AND EXPENSES]**

**General Expenses, Interstate Commerce Commission—**

General [administrative] expenses: For [salaries and] expenses necessary in [the execution of laws to regulate commerce,] performing the functions vested by law in the Commission (49 U. S. C. 1-24, 301-327, 901-923, 1001-1022), except those otherwise specifically provided for in this Act, and for general administration, including one chief counsel, one director of finance, one director of motor transport, and one director of traffic, at \$10,000 each per annum [field hearings,]; not to exceed \$50,000 for the employment of special

counsel; traveling expenses [and]; contract stenographic reporting services [ \$2,769,400, of which amount not to exceed \$2,488,000 may be expended for]; personal services in the District of Columbia [, exclusive of special counsel, for which the expenditure shall not exceed \$50,000; not exceeding \$5,000 for purchase]; procurement and exchange of [necessary] books, reports, newspapers (not to exceed \$200), and periodicals; and purchase (not to exceed thirty-seven), maintenance, repair, and operation of passenger automobiles; \$8,230,000: Provided, That Joint Board members may use Government transportation requests when traveling in connection with their duties as such: Provided further, That not to exceed \$5,000 may be used for the purchase of evidence in connection with investigations of apparent violations of part II of the Interstate Commerce Act.

[General administrative expenses: For an additional amount, fiscal year 1946, for "General administrative expenses", including the objects specified under this head in the Independent Offices Appropriation Act, 1946, \$266,000, and the limitation on the amount which may be expended for personal services in the District of Columbia is hereby increased from "\$2,488,000" to "\$2,748,000".] (Act of May 3, 1945, Public Law 49; Act of Dec. 28, 1945, Public Law 269.)

Estimate 1947, \$8,230,000      Appropriated 1946, \$3,035,400

\* Includes \$435,654 transferred from "Regulating accounts, Interstate Commerce Commission," \$553,318 transferred from "Valuation of property of carriers, Interstate Commerce Commission," and \$3,311,291 transferred from "Motor transport regulation, Interstate Commerce Commission." For comparative purposes the amounts appropriated for 1945 and 1946 are shown in the schedule as transfers.

**INTERSTATE COMMERCE COMMISSION—Continued**  
**[SALARIES AND EXPENSES]—Continued**  
**General Expenses, Interstate Commerce Commission—Continued**

By objects	Obligations					
	Estimate, 1947	Estimate, 1946	Actual, 1945			
	Man years	Total salary	Man years	Total salary	Man years	Total salary
<b>PERSONAL SERVICES, DEPARTMENTAL</b>						
Clerical, administrative, and fiscal service:						
Grade 16. In excess of \$9,800:						
Commissioner	11	\$132,000	11	\$132,000	10.6	\$126,967
Director	1	10,000	1	10,000	1	10,000
Grade 15. Range \$8,750 to \$9,800:						
Secretary	1	9,800	1	9,800	1	9,000
Director	4	35,786	3.4	30,057	3.5	31,813
Grade 14. Range \$7,175 to \$8,225:						
Director	1	7,438	1	7,438	1	6,500
Assistant director	7	53,374	6.4	48,817	6.9	48,008
Chief of bureau	1	7,902	1	7,902	1	7,000
Chief of section					0.5	3,374
Head auditor property changes	1	7,437	1	7,266	0.7	5,308
Grade 13. Range \$6,230 to \$7,070:						
Assistant to director	5	31,990	4.5	28,826	2.8	15,314
Assistant head auditor property changes	1	6,440	1	6,303	0.8	4,573
Assistant chief of section					0.5	2,900
Chairman board of suspension	1	6,860	1	6,812	1	6,000
Chief accountant	2	13,300	2	13,146	2	11,550
Chief accountant and auditor	3	20,370	3	20,063	3.2	19,058
Chief of section	3	19,710	3	19,635	3	17,250
Traffic analyst	1	6,140	1	6,140	0.7	3,936
Grade 12. Range \$5,180 to \$6,020:						
Assistant secretary	1	6,020	1	6,020	1	5,400
Assistant budget officer	1	6,020	0.4	2,168		
Assistant to director	2	10,570	1.4	7,462	0.5	2,856
Assistant chief of section	4	21,560	4	21,560	4	19,050
Chief explosives agent					0.1	709
General supervisor	1	5,390	1	5,390	1	4,600
Head accountant	1.9	10,052	1.4	7,444	1	4,600
Head accountant and auditor	9.5	52,610	8	44,832	7.6	37,554
Member of board	6.1	31,847	5.4	30,072	5	24,200
Superintendent field forces	1	5,390	1	5,253	0.7	3,757
Grade 11. Range \$4,300 to \$5,180:						
Assistant chief of bureau	1	5,180	1	5,180	1	4,529
Assistant to director	2	9,690	1.4	7,095	1.5	6,600
Assistant to chief of section	1	4,300	0.4	1,720		
Administrative officer	1	4,300	0.4	1,720		
Chief of section	4	18,050	4	18,046	3.6	14,012
Assistant chief of section					0.7	2,850
Principal accountant	2.8	12,480	2.4	10,627	1.9	7,379
Principal accountant and auditor	8.9	41,295	8.2	37,959	9.5	37,865
Purchasing agent	1	4,740	1	4,622	0.9	3,767
Special agent	1	4,300	1	4,300	0.9	4,728
Grade 10. Range \$3,970 to \$4,630:						
Chief of section	3	13,340	3	13,290	3	11,525
Accountant	0.4	1,574	0.4	1,458	0.4	1,458
Junior administrative officer	2	8,380	2	8,380	2	7,200
Purchasing agent					0.1	228
Senior accountant and auditor	4.9	21,763	4	18,140	4	15,700
Assistant chief of section	1	4,169				
Senior accountant, cost finding	4	16,650	4	16,515	2.3	8,417
Senior clerk	1	4,410	1	4,385	1	3,775
Grade 9. Range \$3,640 to \$4,300:						
Accountant	1	3,860	1	3,860	1.3	4,317
Accountant and auditor	14	54,458	12.4	48,163	9.6	36,151
Chief clerk to director	1	3,970	1	3,970	1	3,320
Chief of section	4	15,990	4	15,940	3.8	13,101
Assistant chief of section	3	11,800	3	11,720	3	10,025
Investigator	1	3,750	1	3,674	0.3	932
Rate and tariff analyst	1	4,080	1	4,055	1	3,474
Reviewer	2	8,380	2	8,329	2	7,189
Senior administrative assistant	7	27,130	6	22,971	5.3	17,607
Senior clerk	0.8	2,912	0.5	1,985		
Senior tariff assistant	1	4,080	1	4,055	1	3,475
Grade 8. Range \$3,310 to \$3,970:						
	37.8	137,075	37.8	136,676	38.6	124,971
Grade 7. Range \$2,980 to \$3,640:						
	182.8	593,062	149.2	489,130	126.5	366,997
Grade 6. Range \$2,650 to \$3,310:						
	76.1	219,595	62.9	184,252	57.8	145,345
Grade 5. Range \$2,320 to \$2,980:						
	104.1	274,389	98.7	262,000	92.8	209,217
Grade 4. Range \$2,100 to \$2,496:						
	161.6	366,026	148	335,158	134.1	260,636
Grade 3. Range \$1,902 to \$2,208:						
	309	629,326	252.8	520,856	221.7	387,735
Grade 2. Range \$1,704 to \$2,100:						
	181.7	319,652	134	238,726	103.2	157,652
Grade 1. Range \$1,506 to \$1,902:						
	16.7	26,071	11.3	17,709	10.5	13,862
<b>Professional service:</b>						
Grade 9. In excess of \$9,800:						
Director	2	20,000	2	20,000	2	20,000
Chief counsel	1	10,000	1	10,000	1	10,000
Grade 8. Range \$8,750 to \$9,800:						
Director	1	8,750	1	8,750	1	8,183
Chief examiner	1	9,800	1	9,800	1	9,000
Grade 7. Range \$7,175 to \$8,225:						
Director	1	7,437	1	7,437	1	6,500
Assistant director	2	15,399	2	15,339	2.3	15,950
Assistant chief counsel	2	16,450	2	16,450	2	14,937
Assistant chief examiner	1	8,225	1	8,225	1	7,250
Chief attorney	1	7,437	1	7,437	1	6,500
Chief carrier research analyst	1	7,902	1	7,902	1	7,000
Chief of section	3	23,362	3	23,110	3	20,499

By objects	Obligations					
	Estimate, 1947	Estimate, 1946	Actual, 1945			
	Man years	Total salary	Man years	Total salary	Man years	Total salary
<b>PERSONAL SERVICES, DEPARTMENTAL—CON.</b>						
<b>Professional service—Continued</b>						
Grade 7. Range \$7,175 to \$8,225—Con.						
Head cost analyst	1	\$7,437	1	\$7,437	1	\$6,625
Head examiner	7.8	59,377	5.6	43,532	6.3	48,207
Head land appraiser	1	7,437	1	7,437	0.9	6,333
Head transport economist	1	7,700	1	7,700	1	6,750
Head valuation engineer	1	8,225	1	8,225	1	7,500
Grade 6. Range \$6,230 to \$7,070:						
Assistant director	1	7,070	1	7,022	1	6,200
Assistant valuation engineer					1	6,100
Chief of section	3	21,210	3	21,056	3.6	22,073
Assistant land appraiser	1	6,860	1	6,860	0.9	6,341
Assistant chief of section	2	13,090	2	13,026	2	11,500
Assistant chief attorney	1	6,650	1	6,650	1	5,800
Principal attorney	4	28,280	6	40,547	5.8	34,733
Principal economist	3.8	23,884	1	6,440	0.4	2,567
Principal engineer	1	6,440	1	6,440	1.9	10,968
Principal enforcement attorney	3	18,900	1	6,650	1	5,800
Principal examiner	46.7	313,411	41.7	281,799	39.3	237,098
Classification agent	1	6,230	0.4	2,492		
Principal statistical analyst	1.9	12,135	1.8	11,752	1	6,000
Principal transport economist	1	6,230	1	6,230	1	5,600
Grade 5. Range \$5,180 to \$6,020:						
Assistant chief of section	1	6,020	1	5,866	1	5,150
Senior attorney	9.8	53,284	8.8	47,847	7.2	34,772
Statistical analyst	1	6,020	2	11,362	2	9,900
Senior economic and statistical analyst	1	5,390	1	5,236	1	4,600
Classification and bill of lading agent	1	5,180				
Senior engineer	3.9	21,882	3.5	20,230	3.2	15,803
Senior examiner	62.5	350,840	53.3	301,475	52.6	261,097
Senior land appraiser	1	5,810	1	5,810	1	5,100
Senior transport analyst	2	10,780	2	10,780	2.5	12,130
Senior transport economist	2.7	14,196	1.4	7,444	1	4,600
Grade 4. Range \$4,300 to \$5,180:						
Assistant to director	1	5,180	1	5,019	1	4,350
Annotator	1	4,520	1	4,520	0.4	1,425
Architect	1	4,520	1	4,520	1	3,850
Attorney	9.9	44,210	7.4	33,046	4.3	17,870
Chief of section	1	4,520	1	4,520	1	3,800
Economic analyst	1	4,960	1	4,960	0.9	3,851
Engineer	13.5	63,878	12.8	60,336	11.9	50,177
Librarian	1	4,300	1	4,300		
Examiner	48.6	222,489	41.9	192,172	37.5	150,557
Explosives agent					0.3	1,418
Land appraiser	1	4,960	1.5	7,110	1	4,300
Statistical analyst	1	5,180	1	5,180	1	4,598
Transportation economist	5	22,380	4.5	20,230	4	15,599
Grade 3. Range \$3,640 to \$4,300:						
Assistant to chief of section	1	3,860	1	3,860	1	3,300
Assistant to chief examiner	1	4,300	1	4,275	1	3,675
Assistant to explosives agent					0.3	1,085
Associate annotator					0.6	2,375
Associate attorney	3.8	14,272	3	11,335	5.2	17,104
Associate digester	1	3,860	1	3,780	1	3,224
Associate economic analyst	1	3,860	1	3,860	1	3,800
Associate economist	3.7	13,798	3.4	12,609	3.7	12,151
Associate engineer	18	72,450	17	69,070	19.2	67,237
Associate examiner	29.5	110,071	20.4	76,871	15.6	51,490
Associate librarian					1	3,679
Legal assistant	1	3,750	1	3,729	0.8	2,480
Reviewer	1	3,860	1	3,860	1	3,296
Grade 2. Range \$2,980 to \$3,640:						
	32.8	101,977	24	75,817	24.6	66,259
Grade 1. Range \$2,320 to \$2,980:						
	12.6	32,286	9.4	25,061	5.6	13,052
<b>Subprofessional service:</b>						
Grade 6. Range \$2,320 to \$2,980	2	5,630	2	5,630	2	4,800
Grade 5. Range \$2,100 to \$2,496	2	4,728	2	4,665	2	3,900
<b>Crafts, protective, and custodial service:</b>						
Grade 7. Range \$2,364 to \$2,870	2	2,650	1	2,630	1	2,205
Grade 6. Range \$2,166 to \$2,562	2	4,530	2	4,515	1.5	2,804
Grade 4. Range \$1,770 to \$2,166	1	1,902	1	1,902	1	1,560
Grade 3. Range \$1,572 to \$1,902	1	1,836	1	1,821	1	1,503
Grade 2. Range \$1,440 to \$1,770	54.6	82,316	40.8	60,4		



By objects	Obligations		
	Estimate, 1947	Estimate, 1946	Actual, 1945
<b>PERSONAL SERVICES, FIELD—continued</b>			
Clerical, administrative, and fiscal service—Continued	Man- Total years salary	Man- Total years salary	Man- Total years salary
Grade 10. Range \$3,970 to \$4,630:			
Senior accountant and auditor	4.9 \$30,993	3.9 \$16,998	3 \$11,697
Special agent	1 4,680	1 4,025	1.5 3,500
Grade 9. Range \$3,640 to \$4,300:			
Accountant and auditor	34.9	23	21.2
Safety inspector	30.1		76,113
Rate agent	15.9 61,506	14.5 56,186	14.2 47,843
Rate clerk			0.9 3,012
Special agent	27.1	22.6	21.7
	103,154	86,404	73,611
Grade 8. Range \$3,310 to \$3,970	13.8 51,334	12 45,212	11.9 38,968
Grade 7. Range \$2,980 to \$3,640	5.7	32.3	26.8
	17,096	101,857	76,922
Grade 6. Range \$2,650 to \$3,310	2.8 8,199	3 8,670	2 5,049
Grade 5. Range \$2,320 to \$2,980	3 7,400	3 7,340	3.1 6,428
Grade 4. Range \$2,100 to \$2,496	19 41,880	19 41,323	17.5 32,332
Grade 3. Range \$1,902 to \$2,298	111.4	108.6	104.7
	225,092	218,437	178,560
Grade 2. Range \$1,704 to \$2,100	90.1	75.4	75
	161,442	134,881	116,526
<b>Professional service:</b>			
Grade 5. Range \$5,180 to \$6,020:			
Senior attorney	11 62,650	11 61,965	11 53,266
Senior examiner	3 17,010	3.6 26,070	3 15,600
Senior land appraiser	1 6,020	1 6,020	1 5,400
Traveling field instructor			0.1 510
Grade 4. Range \$4,300 to \$5,180:			
Engineer	1 5,180	1 5,180	1.5 6,394
Land appraiser	10 47,840	9.8 46,878	9.8 42,384
Grade 3. Range \$3,640 to \$4,300:			
Associate engineer	8 32,750	8 32,674	8 28,235
Associate land appraiser			1.3 4,508
Grade 2. Range \$2,680 to \$3,640	1.8 6,464	1.7 6,240	1.6 4,911
Grade 1. Range \$2,320 to \$2,980	1 2,980	1 2,980	1 2,600
<b>Subprofessional service:</b>			
Grade 6. Range \$2,320 to \$2,980			0.4 882
Total permanent, field	567.3	514.4	492.3
Temporary employment, field	2,004,668	1,807,344	1,516,251
Overtime pay, field		5,995	1.7 3,339
			257,862
All personal services, field	567.3	514.4	494
	2,004,668	1,813,339	1,777,452
01 Personal services (net)	2,221.1	1,911.1	1,747.6
	7,442,590	6,613,357	6,228,080
<b>OTHER OBLIGATIONS</b>			
02 Travel	380,560	299,371	282,654
03 Transportation of things	4,560	7,300	4,362
04 Communication services	49,410	49,700	49,633
05 Rents and utility services	98,000	89,884	82,434
07 Other contractual services	106,850	92,425	86,715
08 Supplies and materials	90,000	68,995	83,394
09 Equipment:			
Automobiles	27,750		
Other equipment	24,400	8,131	14,768
Books	6,000	6,000	3,341
Total other obligations	787,410	622,776	607,221
Grand total obligations	8,230,000	7,236,133	6,835,301
Reimbursements for services performed			-44,944
Received by transfer from—			
“Regulating accounts, Interstate Commerce Commission”		-460,000	-473,000
“Valuation of property of carriers, Interstate Commerce Commission”		-438,319	-500,000
“Motor transport regulation, Interstate Commerce Commission”		-2,584,619	-3,250,000
Net total obligations	8,230,000	3,813,195	2,567,357
Excess of obligations over appropriation due to Public Law 106		-777,795	
Estimated savings, unobligated balance			551,643
Total estimate or appropriation	8,230,000	3,035,400	3,119,000

BY PROJECTS OR FUNCTIONS	Obligations		
	Estimate, 1947	Estimate, 1946	Actual, 1945
1. Commissioners and their offices	\$237,698	\$211,066	\$195,441
2. Secretary and his office	96,505	87,830	77,517
3. Bureau of administration	375,114	322,601	273,316
Total administration	709,317	621,557	546,274
4. Bureau of formal cases	560,759	501,145	424,713
5. Bureau of informal cases	74,032	66,316	54,589
6. Bureau of inquiry	164,156	135,239	115,807
7. Bureau of transport economics and statistics	677,521	563,298	423,062
8. Bureau of law	128,640	120,360	104,652
9. Bureau of traffic	1,006,970	821,632	633,145
10. Bureau of service	245,602	198,250	170,111
11. Bureau of finance	223,110	217,185	190,078
12. Bureau of personnel supervision and management	64,766	63,347	52,872
13. Bureau of water carriers and freight forwarders	74,855	63,217	63,415

By projects or functions	Obligations		
	Estimate, 1947	Estimate, 1946	Actual, 1945
14. Bureau of accounts	\$435,654	\$396,759	\$322,716
15. Bureau of valuation	553,318	489,403	445,390
16. Director and staff, motor	272,534	224,602	179,970
17. Section of accounts	101,534	79,747	66,365
18. Section of certificates	290,173	265,013	206,408
19. Section of complaints	428,833	324,206	270,661
20. Section of finance	216,550	177,595	140,575
21. Section of law and enforcement	118,835	113,155	90,850
22. Section of safety	91,455	83,927	63,687
23. Section of insurance	113,086	106,250	84,639
24. Field operations	1,678,291	1,515,356	1,303,708
25. Overtime pay		88,604	890,405
Grand total obligations	8,230,000	7,236,133	6,835,301
Adjustments (see objects schedule for detail)		-4,200,733	-3,716,301
Total estimate or appropriation	8,230,000	3,035,400	3,119,000

**Regulating Accounts, Interstate Commerce Commission—**

Regulating accounts: To enable the Interstate Commerce Commission to enforce compliance with section 20 and other sections of the Interstate Commerce Act as amended by the Act approved June 29, 1906, the Transportation Act, 1920 (49 U. S. C. 20), and the Transportation Act of 1940, including the employment of necessary special accounting agents or examiners, and traveling expenses, \$400,000, of which amount not to exceed \$112,000 may be expended for personal services in the District of Columbia. (Act of May 3, 1945, Public Law 49.)

Appropriated 1946, \$400,000

NOTE.—The appropriation under the above title has been transferred to and estimated for under “General expenses, Interstate Commerce Commission.” For comparative purposes the amounts appropriated for 1945 and 1946 are shown in the schedule as transfers.

Transferred to “General expenses, Interstate Commerce Commission”: 1946, \$400,000; 1945, \$473,000.

**Railroad Safety, Interstate Commerce Commission—**

Safety of employees: To enable the Interstate Commerce Commission to keep informed regarding and to enforce compliance with Acts to promote the Railroad safety: For expenses necessary in performing functions authorized by law (45 U. S. C. 1-15, 17-21, 35-46, 61-61; 49 U. S. C. 26) to insure a maximum of safety [of employees and travelers upon] in the operation of railroads; the Act requiring common carriers to make reports of accidents and authorizing investigations thereof; and to enable the Interstate Commerce Commission to investigate and test appliances intended to promote the safety of railway operation, as authorized by the Joint Resolution approved June 30, 1906 (45 U. S. C. 35), and the provision of the Sundry Civil Act approved May 27, 1908 (45 U. S. C. 36, 37), including authority to investigate, test experimentally, and report on the use and need of any appliances or systems intended to promote the safety of railway operation, [inspectors, and for traveling expenses, \$550,000, of which amount not to exceed \$92,000 may be expended for] including those pertaining to block-signal and train-control systems, as authorized by the Joint Resolution approved June 30, 1906, and the Sundry Civil Act of May 27, 1908 (45 U. S. C. 35-37), and to require carriers by railroad subject to the Act to install automatic train-stop or train-control devices as prescribed by the Commission (49 U. S. C. 26), including the employment of inspectors, necessary engineers, personal services in the District of Columbia, and travel expenses, \$812,000. (Act of May 3, 1945, Public Law 49.)

Estimate 1947, \$812,000

Appropriated 1946, \$550,000

\* Includes \$197,966 transferred from “Signal safety systems, Interstate Commerce Commission.” For comparative purposes the amounts appropriated for 1945 and 1946 are shown in the schedule as transfers.

By objects	Obligations		
	Estimate, 1947	Estimate, 1946	Actual, 1945
<b>PERSONAL SERVICES, DEPARTMENTAL</b>			
Clerical, administrative, and fiscal service:	Man- Total years salary	Man- Total years salary	Man- Total years salary
Grade 14. Range \$7,175 to \$8,225:			
Director	1 \$7,700	1 \$7,700	1 \$6,875
Grade 13. Range \$6,230 to \$7,070:			
Assistant director	2 13,300	2 13,122	1.9 11,830
Grade 12. Range \$5,180 to \$6,020:			
Inspector	3 17,010	3 16,824	2.9 14,549
Grade 11. Range \$4,300 to \$5,180:			
Inspector, accident investigations	1 4,960	1 4,960	0.8 3,779
Grade 6. Range \$2,650 to \$3,310	1 3,310	1 3,310	1 2,875
Grade 5. Range \$2,320 to \$2,980			0.6 1,765
Grade 4. Range \$2,100 to \$2,496	9 22,002	9 21,895	9 18,433
Grade 3. Range \$1,902 to \$2,298	5.8 11,758	5.9 11,962	3.8 6,484
Grade 2. Range \$1,704 to \$2,100	2 3,474	2 3,474	2.1 2,846

INTERSTATE COMMERCE COMMISSION—Continued

[SALARIES AND EXPENSES]—continued

Railroad Safety, Interstate Commerce Commission—Continued

By objects	Obligations					
	Estimate, 1947		Estimate, 1946		Actual, 1945	
	Man-years	Total salary	Man-years	Total salary	Man-years	Total salary
Professional service:						
Grade 5. Range \$5,180 to \$6,020:						
Chief of section	1	\$6,020	1	\$6,020	1	\$5,350
Radio engineer	1	5,180	0.9	4,662		
Senior attorney	2	11,410	2	11,289	2	9,957
Senior inspector, car equipment	1	5,600	1	5,600	1	4,900
Grade 4. Range \$4,300 to \$5,180:						
Engineer	4.9	25,184	4.9	24,986	5	22,200
Examiner	1	4,300	1	4,300	0.3	1,108
Grade 3. Range \$3,640 to \$4,300:						
Attorney	1	3,860	1	3,805	0.7	2,396
Grade 2. Range \$2,980 to \$3,640:						
Crafts, protective, and custodial service:						
Grade 2. Range \$1,440 to \$1,770:	1	1,572	1	1,572	0.3	853
Total permanent, departmental	37.7	146,640	37.7	145,481	34.4	117,460
Temporary employment, departmental					0.1	44
Overtime pay, departmental				1,733		17,755
All personal services, departmental	37.7	146,640	37.7	147,214	34.5	135,259
PERSONAL SERVICES, FIELD						
Clerical, administrative, and fiscal service:						
Grade 11. Range \$4,300 to \$5,180:						
Inspector, safety appliances	57.1	288,503	55	275,900	56.7	244,582
Inspector, hours of service	11.9	58,210	11.5	56,220	11.5	47,770
Inspector, railway signals and train control	20.8	101,217	20	96,470	20	81,650
Total permanent, field	89.8	447,930	86.5	428,590	88.2	374,002
Overtime pay, field		2,880		7,462		55,797
All personal services, field	89.8	450,810	86.5	436,052	88.2	429,799
01 Personal services (net)	127.5	597,450	124.2	583,266	122.7	565,058
OTHER OBLIGATIONS						
02 Travel		209,000		204,516		172,688
03 Transportation of things		25		105		6
04 Communication services		1,250		1,912		1,161
07 Other contractual services		475		685		467
08 Supplies and materials		2,900		3,460		2,860
09 Equipment		900		950		36
Total other obligations		214,550		211,628		177,218
Grand total obligations		\$12,000		794,894		742,276
Received by transfer from "Signal safety systems, Interstate Commerce Commission"				-178,000		-182,000
Net total obligations		\$12,000		616,894		560,276
Excess of obligations over appropriation due to Public Law 106				-66,894		
Estimated savings, unobligated balance						43,724
Total estimate or appropriation		\$12,000		550,000		604,000
BY PROJECTS OR FUNCTIONS						
1. General office		\$149,120		\$150,111		\$119,910
2. Legal section		16,870		16,984		14,767
3. Safety appliance section		411,103		391,115		351,042
4. Hours of service		83,510		81,519		68,501
5. Inspections of signal systems		148,517		145,970		114,504
6. Overtime pay		2,880		9,195		73,552
Grand total obligations		\$12,000		794,894		742,276
Adjustments (see objects schedule for detail)				-244,894		-138,276
Total estimate or appropriation		\$12,000		550,000		604,000

Signal Safety Systems, Interstate Commerce Commission—

[Signal safety systems: For all authorized expenditures under section 25 of the Interstate Commerce Act, as amended by the Transportation Act, 1920, the Act of August 26, 1937 (49 U. S. C. 26), and the Transportation Act of 1910, with respect to the provision thereof under which carriers by railroad subject to the Act may be required to install automatic train-stop or train-control devices which comply with specifications and requirements prescribed by the Commission, including investigations and tests pertaining to block-signal and train-control systems, as authorized by the Joint Resolution approved June 30, 1906 (45 U. S. C. 35), and including the employment of the necessary engineers, and for traveling expenses, \$178,000, of which amount not to exceed \$35,000 may

be expended for personal services in the District of Columbia.] (Act of May 3, 1945, Public Law 49.)

Appropriated 1946, \$178,000

NOTE.—The appropriation under the above title has been transferred to and estimated for under "Railroad safety, Interstate Commerce Commission." For comparative purposes the amounts appropriated for 1945 and 1946 are shown in the schedule as transfers.

Transferred to "Railroad safety, Interstate Commerce Commission": 1946, \$178,000; 1945, \$152,000.

Locomotive Inspection, Interstate Commerce Commission—

Locomotive inspection: For [all authorized expenditures under the provisions] *expenses necessary in the enforcement of the Act of February 17, 1911, entitled "An Act to promote the safety of employees and travelers upon railroads by compelling common carriers engaged in interstate commerce to equip their locomotives with safe and suitable boilers and appurtenances thereto", as amended (45 U. S. C. 22-34), [as amended by the Act of March 4, 1915, extending "the same powers and duties with respect to all parts and appurtenances of the locomotive and tender" (45 U. S. C. 30), and amendment of June 7, 1924 (45 U. S. C. 27), providing for the appointment from time to time by the Interstate Commerce Commission of not more than fifteen inspectors in addition to the number authorized in the first paragraph of section 4 of the Act of 1911 (45 U. S. C. 26), and the amendment of June 27, 1930 (45 U. S. C. 24, 26),]* including [such legal, technical, stenographic, and clerical help as the business of the offices of the director of locomotive inspection and his two assistants may require and for traveling] *travel expenses* [ \$500,000, of which amount not to exceed \$73,000 may be expended for] *and personal services in the District of Columbia, \$528,000. (Act of May 3, 1945, Public Law 49.)*

Estimate 1947, \$528,000

Appropriated 1946, \$500,000

By objects	Obligations					
	Estimate, 1947		Estimate, 1946		Actual, 1945	
	Man-years	Total salary	Man-years	Total salary	Man-years	Total salary
PERSONAL SERVICES, DEPARTMENTAL						
Clerical, administrative, and fiscal service:						
Grade 13. Range \$7,175 to \$8,225:						
Director of locomotive inspection	1	\$8,225	1	\$8,225	1	\$7,500
Grade 13. Range \$6,230 to \$7,070:						
Assistant director of locomotive inspection	2	13,300	2	13,300	2	12,000
Grade 8. Range \$3,310 to \$3,970:						
Grade 6. Range \$2,650 to \$3,310:	1	3,970	1	3,970	1	3,499
Grade 5. Range \$2,320 to \$2,980:	2	6,400	2	6,350	2	5,350
Grade 4. Range \$2,100 to \$2,496:	2	5,410	2	5,410	2	4,574
Grade 3. Range \$1,902 to \$2,298:	3	7,026	3	6,997	2.9	5,882
Grade 2. Range \$1,704 to \$2,100:	4.7	9,655	4	8,301	4.8	8,379
Grade 1. Range \$1,506 to \$1,902:	3.8	6,937	5.4	9,478	3.2	4,519
Professional service:	0.9	1,355	0.9	1,355		
Grade 5. Range \$5,180 to \$6,020:						
Senior engineer	1	6,020	1	6,020	1	5,400
Grade 4. Range \$4,300 to \$5,180:						
Engineer	1	4,520	1	4,520	0.1	475
Grade 3. Range \$3,640 to \$4,300:						
Associate engineer	1	3,750	1	3,750	0.9	3,725
Grade 2. Range \$2,980 to \$3,640:						
Crafts, protective, and custodial service:						
Grade 2. Range \$1,440 to \$1,770:	2.6	3,744	2	2,880	0.8	2,800
Total permanent, departmental	26	80,312	26.3	80,556	21.7	64,103
Temporary employment, departmental					0.9	1,077
Overtime pay, departmental				1,177		10,864
All personal services, departmental	26	80,312	26.3	81,733	22.6	76,044
PERSONAL SERVICES, FIELD						
Statutory:						
District inspector	64.5	291,488	64.9	293,348	64.6	258,932
Overtime pay, field		600		4,300		40,674
All personal services, field	64.5	292,088	64.9	297,648	64.6	299,606
Total, departmental and field	90.5	372,400	91.2	379,381	87.2	375,650
Allowances		40,322		40,322		34,429
01 Personal services (net)	90.5	412,722	91.2	419,703	87.2	410,079
OTHER OBLIGATIONS						
02 Travel		112,356		126,518		125,620
03 Transportation of things		50		50		602
04 Communication services		350		350		301
07 Other contractual services		260		260		62
08 Supplies and materials		900		900		872
09 Equipment		1,362		1,362		147
Total other obligations		115,278		129,440		127,604
Grand total obligations		528,000		549,143		537,683
Excess of obligations over appropriation due to Public Law 106				-49,143		
Estimated savings, unobligated balance						10,317
Total estimate or appropriation		528,000		500,000		548,000



By projects or functions	Obligations		
	Estimate, 1947	Estimate, 1946	Actual, 1945
1. General office expense	\$83,234	\$83,478	\$67,164
2. Field inspections and allowances for rents, clerical help, etc.	444,166	460,188	418,981
3. Overtime pay	000	5,477	51,538
Grand total obligations	528,000	549,143	537,683
Adjustments (see objects schedule for detail)		-49,143	+10,317
Total estimate or appropriation	528,000	500,000	548,000

**Valuation of Property of Carriers, Interstate Commerce Commission—**

[Valuation of property of carriers: To enable the Interstate Commerce Commission to carry out the objects of the Act entitled "An Act to amend an Act entitled 'An Act to regulate commerce', approved February 4, 1887, and all Acts amendatory thereof, by providing for a valuation of the several classes of property of carriers subject thereto and securing information concerning their stocks, bonds, and other securities", approved March 1, 1913, as amended by the Act of June 7, 1922 (49 U. S. C. 19a), and by the "Emergency Railroad Transportation Act, 1933" (49 U. S. C. 19a), including traveling expenses, \$388,319.] (Act of May 3, 1945, Public Law 49; Act of Dec. 28, 1945, Public Law 269.)

Appropriated 1946, **\$438,319**

\* Includes \$50,000 appropriated in the First Deficiency Appropriation Act, 1946.

NOTE.—The appropriation under the above title has been transferred to and estimated for under "General expenses, Interstate Commerce Commission." For comparative purposes the amounts appropriated for 1945 and 1946 are shown in the schedule as transfers.

Transferred to "General expenses, Interstate Commerce Commission": 1946, \$438,319; 1945, \$500,000.

**Motor Transport Regulation, Interstate Commerce Commission—**

[Motor transport regulation: For all authorized expenditures necessary to enable the Interstate Commerce Commission to carry out the provisions of part II of the Interstate Commerce Act and section 5, part I, of the Interstate Commerce Act insofar as applicable to common carriers subject to part II (Transportation Act of 1940), including one director at \$10,000 per annum and other personal services in the District of Columbia and elsewhere; traveling expenses; supplies; services and equipment; not to exceed \$1,000 for purchase and exchange of books, reports, newspapers, and periodicals; contract stenographic reporting services; maintenance, repair, and operation of motor-propelled passenger-carrying vehicles; not to exceed \$5,000 for the purchase of evidence in connection with investigations of apparent violations of said Act, \$2,502,619: *Provided*, That Joint Board members may use Government transportation requests when traveling in connection with their duties as Joint Board members.] (Act of May 3, 1945, Public Law 49; Act of Dec. 28, 1945, Public Law 269.)

Appropriated 1946, **\$2,584,619**

\* Includes \$82,000 appropriated in the First Deficiency Appropriation Act, 1946.

NOTE.—The appropriation under the above title has been transferred to and estimated for under "General expenses, Interstate Commerce Commission." For comparative purposes the amounts appropriated for 1945 and 1946 are shown in the schedule as transfers.

Transferred to "General expenses, Interstate Commerce Commission": 1946, \$2,584,619; 1945, \$3,250,000.

**Printing and Binding, Interstate Commerce Commission—**

*Printing and binding:* For all printing and binding for the Interstate Commerce Commission, including not to exceed \$17,000 to print and furnish to the States, at cost, blank annual report forms of common carriers, and the receipts from such sales shall be credited to this appropriation, [\$130,000] \$193,000. (31 U. S. C. 588; 49 U. S. C. 14 and 21; Act of May 3, 1945, Public Law 49; Act of Dec. 28, 1945, Public Law 269.)

Estimate 1947, **\$193,000**      Appropriated 1946, **\$175,000**

\* Includes \$45,000 appropriated in the First Deficiency Appropriation Act, 1946.

By objects	Obligations		
	Estimate, 1947	Estimate, 1946	Actual, 1945
06 Printing and binding:			
Printed forms and letterheads	\$39,239	\$36,370	\$38,452
Decisions	88,800	86,000	64,834
Statistical information	48,966	45,130	42,769
Annual reports	4,195	3,400	3,815
Miscellaneous	20,500	12,800	16,785
Grand total obligations	201,700	183,700	166,655
Sale of annual report forms to the States	-8,700	-8,700	-8,955
Total estimate or appropriation	193,000	175,000	157,700

**Penalty Mail Costs, Interstate Commerce Commission—**

*Penalty mail costs:* For deposit in the general fund of the Treasury for cost of penalty mail of the Interstate Commerce Commission as required by section 2 of the Act of June 28, 1944 (Public Law 364), \$27,000. (Act of May 3, 1945, Public Law 49.)

Estimate 1947, **\$27,000**      Appropriated 1946, **\$27,000**

By objects	Obligations		
	Estimate, 1947	Estimate, 1946	Actual, 1945
04 Payment for penalty mail	\$27,000	\$27,000	\$21,390
Estimated savings, unobligated balance			1,735
Total estimate or appropriation	27,000	27,000	23,125

**Salaries and Expenses, Interstate Commerce Commission (National Defense)—**

[Salaries and expenses, emergency: For necessary expenses, including traveling expenses, to enable the Interstate Commerce Commission, for the purpose of promoting the national security and defense, to adopt measures for preventing shortages of railroad equipment and congestion of traffic, and expediting the movement of cars by railroads through terminals, and related activities, \$231,000.] (Act of May 3, 1945, Public Law 49.)

Appropriated 1946, **\$231,000**

By objects	Obligations					
	Estimate, 1947		Estimate, 1946		Actual, 1945	
<b>PERSONAL SERVICES, DEPARTMENTAL</b>						
Clerical, administrative, and fiscal service:	Man-	Total	Man-	Total	Man-	Total
Grade 9. Range \$3,640 to \$4,300:	years	salary	years	salary	years	salary
Senior clerk, traffic analyst			1	\$3,860	1	\$3,300
Grade 3. Range \$1,992 to \$2,298			2	4,500	2	5,732
Grade 2. Range \$1,704 to \$2,100			1	2,200	1	4,190
Total permanent, departmental			4	10,560	4	9,022
Temporary employment, departmental					0	215
Overtime pay, departmental				259		1,914
All personal services, departmental			4	10,819	5	11,151
<b>PERSONAL SERVICES, FIELD</b>						
Clerical, administrative, and fiscal service:						
Grade 12. Range \$5,180 to \$6,020:					0	383
Service agent			38	173,510	43	166,454
Grade 11. Range \$4,300 to \$5,180:			6	11,643	5	7,923
Service agent			6	10,843	5	7,737
Grade 3. Range \$1,992 to \$2,298						
Grade 2. Range \$1,704 to \$2,100						
Total permanent, field			50	219,956	53	182,497
Temporary employment, field					0	1,473
Overtime pay, field				2,751		30,809
All personal services, field			50	219,747	54	214,779
01 Personal services (net)				54	7	209,566
<b>OTHER OBLIGATIONS</b>						
02 Travel				40,000		46,678
03 Transportation of things				100		10
04 Communication services				3,200		3,379
05 Rents and utility services				1,534		2,140
07 Other contractual services				50		58
08 Supplies and materials				50		14
09 Equipment				500		
Total other obligations				45,434		52,279
Grand total obligations				255,000		278,209
Reimbursements for services performed						-369
Net total obligations				255,000		277,840
Carried to surplus fund, Public Law 127						+55,000
Excess of obligations over appropriation due to Public Law 106				-24,000		
Estimated savings, unobligated balance						5,160
Total estimate or appropriation				231,000		338,000

**Claims, Judgments, and Private Relief Acts—**

13 Refunds, awards, and indemnities: Obligations—1945, \$754.67.

Total, Interstate Commerce Commission, annual appropriations, general account:

Estimate 1947, **\$9,790,000**      Appropriated 1946, **\$8,119,338**

**INTERSTATE COMMERCE COMMISSION—Continued**

Trust accounts:

**Unearned Permit Fees, Interstate Commerce Commission—**

For the refundment of unearned permit fees under section 224, Interstate Commerce Act. (49 U. S. C. 324.)

By objects	Obligations		
	Estimate, 1947	Estimate, 1946	Actual, 1945
13 Refunds, awards, and indemnities.....		\$20	
1944 funds available in 1945.....			-\$20
1945 funds available in 1946.....		-20	+20
Total estimate or appropriation.....			

**Unearned Fees, Admission of Attorneys, Interstate Commerce Commission—**

For the refundment of unearned fees: Admission of attorneys, under section 17 (12) of the Transportation Act of 1940 (49 U. S. C. 17 (12)).

By objects	Obligations		
	Estimate, 1947	Estimate, 1946	Actual, 1945
13 Refunds, awards, and indemnities....	\$40	\$120	\$80
1944 funds available in 1945.....			-240
1945 funds available in 1946.....		-160	+160
1946 funds available in 1947.....	-40	+40	
Total estimate or appropriation.....			

Statement of proposed expenditures for purchase, maintenance, repair, and operation of passenger-carrying vehicles for the fiscal year ending June 30, 1947

**INTERSTATE COMMERCE COMMISSION**

Appropriation	Vehicles (motor unless otherwise indicated) to be purchased		Old vehicles to be exchanged		Net cost of vehicles to be purchased	Old vehicles still to be used	Total maintenance, repair, and operation, all vehicles	Public purpose and users
	Number	Gross cost	Number	Allowance (estimated)				
General expenses, Interstate Commerce Commission.	37	\$38,850	37	\$11,100	\$27,750	95	\$35,386	All cars to be used by district directors, district supervisors, safety inspectors, and other employees in connection with field work of the Bureau of Motor Carriers.

**INTERSTATE COMMISSION ON THE POTOMAC RIVER BASIN**

**Contribution to the Interstate Commission on the Potomac River Basin—**

Interstate Commission on the Potomac River Basin: For payment to the Interstate Commission on the Potomac River Basin, to assist in defraying the expenses of the Commission during the fiscal year 1947 in the administration of its business in the Conservancy District in accordance with Public Resolution No. 93, approved July 11, 1940 (54 Stat. 748), the whole to be payable on July 1, 1946, \$10,000.

Annual appropriation, general account:

Estimate 1947, \$10,000

11 Grants, subsidies, and contributions: Obligations—1947, \$10,000.

**NATIONAL ADVISORY COMMITTEE FOR AERONAUTICS**

**Advisory Committee for Aeronautics—**

For necessary salaries and expenses of the National Advisory Committee for Aeronautics, including contracts for personal services in the making of special investigations and reports; traveling expenses of members and employees, including the cost of a compartment or such other accommodation as may be authorized by the Chairman for security when authorized personnel are required to transport secret documents or hand baggage containing highly technical and valuable equipment; periodicals and books of reference; equipment, maintenance, and operation of the Langley Memorial Aeronautical Laboratory, the Ames Aeronautical Laboratory, and the aircraft engine research laboratory at Cleveland, Ohio; purchase and maintenance of cafeteria equipment; maintenance and operation of aircraft, including aircraft borrowed from the Army and Navy and one airplane transferred without charge from the Army (such transfer being hereby authorized); purchase (not exceeding sixteen), maintenance, and operation of motor-propelled passenger-carrying vehicles; not to exceed \$286,871; \$450,000 for personal services in the District of Columbia, including one Director of Aeronautical Research at not to exceed \$10,000; \$12,000 per annum; not to exceed \$5,468; \$6,000 for deposit in the general fund of the Treasury for cost of penalty mail as required by section 2 of the Act of June 28, 1914 (Public Law 364); and not to exceed \$2,500; \$10,000 for temporary employment of consultants, at not to exceed \$50 per diem, by contract or otherwise, without regard to the civil-service and classification laws; in all, \$25,999,393; \$23,575,000. (49 U. S. C. 241-245; Act of May 3, 1945, Public Law 49.)

Estimate 1947, \$23,575,000

Appropriated 1916, \$25,999,393

By objects	Obligations					
	Estimate, 1947		Estimate, 1946		Actual, 1945	
	Man-years	Total salary	Man-years	Total salary	Man-years	Total salary
<b>PERSONAL SERVICES, DEPARTMENTAL</b>						
Professional service:						
Grade 9. In excess of \$9,800:						
Director of aeronautical research.....	1	\$12,000	1	\$10,000	1	\$10,000
Grade 7. Range \$7,175 to \$8,225:						
Chief, military research.....	1	7,700	1	7,700	1	6,625
Chief, research coordination.....	1	7,700	1	7,700	1	6,625
Grade 6. Range \$6,230 to \$7,070:						
Engineer.....	2	12,460	2	12,460	1	5,833
Research analyst.....	1	6,230				
Grade 5. Range \$5,180 to \$6,020:						
Engineer.....	2	10,360	2	10,360	1	4,692
Grade 4. Range \$4,300 to \$5,180:						
Engineer.....	5.6	24,080	4	17,200	5.3	20,053
Grade 3. Range \$3,640 to \$4,300:						
Chief, aeronautical intelligence division.....	1	4,300	1	4,300	1	3,700
Chief, drafting division.....	1	3,750	1	3,750	1.1	3,491
Engineer.....	4.5	16,380			1.7	5,372
Grade 2. Range \$2,980 to \$3,640.....	5	14,900				
Grade 1. Range \$2,320 to \$2,980.....	1	2,320				
Clerical, administrative, and fiscal service:						
Grade 15. Range \$8,750 to \$9,800:						
Executive secretary.....	1	9,537	1	9,537		
Grade 14. Range \$7,175 to \$8,225:						
Executive officer.....	1	7,175	1	7,175		
Grade 13. Range \$6,230 to \$7,070:						
Executive officer.....					1	6,400
Personnel officer.....	1	6,230	1	6,230	0.1	389
Grade 12. Range \$5,180 to \$6,020:						
Classification officer.....	1	5,180				
Grade 11. Range \$4,300 to \$5,180:						
Classification specialist.....	1	4,300				
Administrative assistant.....	1	4,300				
Grade 10. Range \$3,970 to \$4,630:						
Chief, finance division.....	1	4,300	1	4,300	1	3,700
Grade 9. Range \$3,640 to \$4,300:						
Chief, purchase division.....	1	3,860	1	3,860	1	3,300
Chief, personnel division.....	1	3,860	1	3,860	1	3,300
Administrative assistant.....	1	3,640				
Grade 8. Range \$3,310 to \$3,970.....	2.5	8,955	2	7,390	1.9	6,108
Grade 7. Range \$2,980 to \$3,640.....	4.5	13,656	4	12,250	3.9	10,190
Grade 6. Range \$2,650 to \$3,310.....	10	28,260	9	25,610	7.8	18,616
Grade 5. Range \$2,320 to \$2,980.....	14.5	34,080	12	28,280	12.7	25,336
Grade 4. Range \$2,100 to \$2,496.....	30.5	66,868	29	62,814	31.1	56,256
Grade 3. Range \$1,902 to \$2,298.....	28.1	55,677	30.1	59,034	19.7	32,199
Grade 2. Range \$1,704 to \$2,100.....	10	17,301	6	10,488	8.4	12,223
Grade 1. Range \$1,506 to \$1,902.....	1	1,506	1	1,506	0.8	1,004
Subprofessional service:						
Grade 7. Range \$2,650 to \$3,310.....	5	14,570	5	14,570	5.1	12,566
Grade 6. Range \$2,320 to \$2,980.....	4	10,270	4	10,270	3.7	8,448
Grade 5. Range \$2,100 to \$2,496.....	3	6,300	1	2,100	1.9	3,408
Grade 4. Range \$1,902 to \$2,298.....	1	1,902			0.3	490
Crafts, protective, and custodial service:						
Grade 3. Range \$1,572 to \$1,902.....	2	3,210	1	1,638	0.6	843
Grade 2. Range \$1,440 to \$1,770.....	2	2,880	1	1,440	1	1,123
Total permanent, departmental.....	154.2	440,000	124.1	345,822	117.1	272,350

By objects	Obligations					
	Estimate, 1947		Estimate, 1946		Actual, 1945	
	Man-years	Total salary	Man-years	Total salary	Man-years	Total salary
<b>PERSONAL SERVICES, DEPARTMENTAL—con</b>						
Temporary employment, departmental					1.1	\$1,590
Part-time employment, departmental			0.5	\$4,506	0.5	1,432
W. A. E. employment, departmental	1	\$19,000				
Overtime pay, departmental			28,317		53,477	
All personal services, departmental	155.2	450,000	124.6	378,645	118.7	330,849
<b>PERSONAL SERVICES, FIELD</b>						
<b>Professional service:</b>						
Grade 8. Range \$8,750 to \$9,800:						
Engineer in charge	2	18,288	2	18,288	2	16,250
Executive engineer	1	8,750	1	8,750	1	7,480
Engineer test pilot	1	9,013	1	8,947	1	8,000
Engineer	1	9,012	1	9,012	0.9	7,000
Grade 7. Range \$7,175 to \$8,225:						
Engineer test pilot	4	29,488	3.8	28,495	2.9	18,956
Airplane test pilot	1	7,700	1	7,490	1	6,500
Engineer	16	118,968	16	119,240	12.2	81,156
Physicist	3	22,575	3	22,575	2.5	17,000
Grade 6. Range \$6,230 to \$7,070:						
Engineer	27		25.3		25.5	
Physicist	6	179,374	6	167,536		144,165
Physical chemist	1	6,230	1	6,230	0.9	5,133
Chemist	1	6,230	1	6,230	0.1	467
Research analyst	1	6,230	1	6,230	0.2	1,244
Grade 5. Range \$5,180 to \$6,020:						
Engineer test pilot	1.8	9,324	1.8	9,324	0.8	3,450
Engineer	45		45		44.5	
Physicist	10.6	55,540	10	52,440	9.8	48,214
Chemist	4	20,720	1	5,180	0.7	3,450
Architect	2	10,360	1	5,180	0.6	3,143
Naval architect	4				1	4,450
Grade 4. Range \$4,300 to \$5,180:						
Engineer test pilot	2.8	12,590	2	9,150	0.5	2,058
Airplane test pilot	2.5	11,258	0.6	2,710		
Engineer	130		130		128.9	
Physicist	21	578,660	21	578,647	23	491,411
Physical chemist	1	4,300	1	4,300	1	3,800
Chemist	4	17,200	4	17,200	2.2	8,233
Architect	3	12,900	3	12,900	5.4	20,729
Naval architect	1.4	6,020				
Machine designer	1	4,300	1	4,300	0.1	317
Metallurgist	1	4,300	1	4,300	0.1	158
Mathematician	4	17,200	4	17,200	1.1	3,800
Contracting officer	1	4,300				
Technical editor	1	4,300	1	4,300	0.2	633
Statistician	2	8,600	2	8,600	0.1	475
Grade 3. Range \$3,640 to \$4,300:						
Engineer test pilot	5	18,233	3.4	12,409	0.9	3,066
Airplane test pilot	1	3,640	0.4	1,524		
Engineer	206.6		320		336.9	
Physicist	1,002	281	1,199,155		1,082,189	
Physical chemist	20	73,716	20	73,716	22	1,71,284
Chemist	5	18,420	4	15,416	1.9	5,999
Architect	8	29,120	7.2	26,208	7.1	22,796
Naval architect	3.2	11,648	2.4	8,736	2	6,685
Landscapist/architect	3.2	11,758	1.9	7,026	1.7	5,333
Mechanical illustrator	1	3,640	1	3,640	0.9	2,747
Machine designer	4	14,472	2.4	8,736	1.9	6,256
Mechanical designer	5.6	20,384	4	14,572	4.6	14,877
Instrument designer	5.6	20,384	4	14,560		
Mathematician	3.2	11,648	2	7,280	0.9	2,729
Metallurgist	6.6	24,134	4	14,710	4.3	13,872
Administrative technician	1	3,650	1	3,650		53
Training specialist	1	3,750	1	3,750	1	3,200
Statistician	3.2	11,648	2	7,280	0.8	2,461
Grade 2. Range \$2,980 to \$3,640:						
Engineer	531.4		625		593.3	
Physicist	1	626,749	1,909,950		1,548,441	
Engineer	256.6		309.8		507.7	
Physicist		619,100		745,422		1,018,618
<b>Clerical, administrative, and fiscal service:</b>						
Grade 15. Range \$8,750 to \$9,800:						
Secretary and field coordinator	1	8,750	1	8,750	1	8,354
Manager	1	8,750	1	8,750	1	8,000
Grade 14. Range \$7,175 to \$8,225:						
Executive assistant					0.5	3,503
Grade 13. Range \$6,230 to \$7,070:						
Executive assistant					0.2	933
Superintendent of shops	1	6,650	1	6,650	1	5,700
Project auditor	1	6,440	1	6,440	1	5,600
Grade 12. Range \$5,180 to \$6,020:						
Chief of mechanical operation and maintenance	1	5,180	1	5,180	1	4,600
Chief of aircraft	1	5,180	1	5,180	0.5	2,236
Superintendent of shops	8	42,700	8	42,490	4.2	18,880
Training officer	1	5,180	1	5,180	0.3	1,342
Expediter	1	5,180	1	5,180	0.9	4,217
Classification organization officer	1	5,180	1	5,180		
Grade 11. Range \$4,300 to \$5,180:						
Superintendent of shops	10.8	50,180	11	50,820	13.8	52,861
Superintendent of aircraft					0.5	1,900
Superintendent of wind tunnel construction and maintenance	1	4,520	1	4,520	1	3,800
Electrical superintendent	1.8	7,960	1	4,520	1	3,900
Administrative officer	1	4,300	0.8	3,440	1	3,400
Property officer	1	4,300	1	4,300	0.2	633
Administrative assistant	3	13,120	3.2	13,980	1.2	4,591
Technical assistant	1	4,300	1	4,300	0.4	1,425

By objects	Obligations						
	Estimate, 1947		Estimate, 1946		Actual, 1945		
	Man-years	Total salary	Man-years	Total salary	Man-years	Total salary	
<b>PERSONAL SERVICES, FIELD—continued</b>							
<b>Clerical, administrative, and fiscal service—Continued</b>							
Grade 11. Range \$4,300 to \$5,180—Con.							
Project auditor	1	\$4,300	1	\$4,300	0.5	\$1,848	
Artist/illustrator	1	4,300	1	4,300	0.6	2,375	
Supervisor of classification	0.8	3,440					
Expediter					0.1	316	
Supervisor of training	1	4,300	1	4,300			
Grade 10. Range \$3,950 to \$4,630:							
Superintendent of shops	15.8	64,070	16	65,000	16.8	59,574	
Superintendent of aircraft	1	4,080	1	4,080	1	3,354	
Group leader, mechanical trades	1	3,970	1	3,970			
Administrative assistant	3	12,350	3	12,007	1.9	6,853	
Supervisor of training					0.6	2,042	
Instrument service coordinator					0.2	583	
Design toolmaker	2.7	10,825	2.5	9,967	1.2	4,083	
Apprentice administrator					1	3,500	
Property officer					0.8	2,917	
Technical editor					0.8	2,917	
Fiscal accountant	1	4,080	1	4,080	0.5	1,750	
Grade 9. Range \$3,640 to \$4,300:							
Superintendent of shops	20.8	76,759	20	73,403	17.8	57,007	
Superintendent of wind tunnel construction			1	3,750		0.7	2,400
Superintendent of maintenance			1	3,750	0.5	1,600	
Assistant superintendent of aircraft	1	3,750	1	3,750	1	3,200	
Assistant electrical superintendent	1	3,750	1	3,750	1	3,200	
Group leader, mechanical trades	18.8	70,423	18	67,333	21	67,327	
Design toolmaker	19.7	73,765	19	71,800	18	1,57,885	
Machinist	3	11,100	3.2	11,740	1.7	5,333	
Aircraft modelmaker	2.7	10,000	2.7	10,000	1.2	3,734	
Aircraft metalsmith	3.8	14,063	3.8	13,953	1.9	6,133	
Aeronautical mechanic	2	7,500	1.8	6,858	1.1	3,663	
Metal worker	1	3,640	1	3,640	0.3	1,066	
Heat treater	1	3,640	1	3,640	1	3,199	
Instrument maker	3.5	12,975	3.5	12,975	1.3	4,267	
Instrument installation mechanic	1	3,640	1	3,640	0.4	1,200	
Patternmaker	5.9	21,977	5.9	21,867	3.3	10,666	
Administrative assistant	6.2	23,430	6	22,000	7.2	23,005	
Technical assistant	1	3,640	1	3,640			
Assistant apprentice administrator					0.4	1,200	
Supervising draftsman					0.4	1,200	
Designing draftsman	2.5	9,268	2.5	9,268	1.1	3,387	
Mechanical illustrator	2	7,500	2	7,290	1.1	3,468	
Operating engineer	1	3,750	1	3,640	0.8	2,400	
Supervising photographer					1	3,200	
Planner and estimator	1	3,640	1	3,640			
Construction inspector	2	7,500	2	7,290	2.9	9,333	
Property and supply officer	1	3,750	1	3,750	1	3,200	
Expediter					0.3	800	
Security officer	1	3,750	1	3,750	0.8	2,613	
Editor	1	3,660	1	3,660		133	
Project auditor	1	3,680	1	3,680	1.2	3,923	
Classification analyst	0.8	2,912			0.3	1,067	
Grade 8. Range \$3,310 to \$3,970:							
Engineer	227		285.1		266.7		
Physicist		774,846		968,903		780,074	
Engineer	22.5	69,387	26.7	82,031	29.3	76,453	
Engineer	42.1		53		52.3		
Physicist		114,863		144,525		121,219	
Grade 5. Range \$2,320 to \$2,980:							
Engineer	70.6		84.5		86		
Physicist		168,391		201,323		172,439	
Grade 4. Range \$2,100 to \$2,496:							
Engineer	100.2		119.3		138.9		
Physicist		215,709		256,504		250,469	
Grade 3. Range \$1,902 to \$2,298:							
Engineer	225.1		300.5		316		
Physicist		440,082		586,632		513,314	
Grade 2. Range \$1,704 to \$2,100:							
Engineer	218.3		300.9		283.3		
Physicist		378,711		521,772		408,286	
Grade 1. Range \$1,506 to \$1,902:							
Engineer	25.9	39,141	31.8	48,222	26.2	32,972	
<b>Subprofessional service:</b>							
Grade 8. Range \$2,980 to \$3,640:							
Engineer	472.8		544		521.3		
Physicist		1,435,540		1,651,676		1,356,782	
Grade 7. Range \$2,650 to \$3,310:							
Engineer	567.7		614.8		640		
Physicist		1,537,963		1,665,027		1,473,219	
Grade 6. Range \$2,320 to \$2,980:							
Engineer	310		322.3		334.2		
Physicist		737,371		766,725		698,992	
Grade 5. Range \$2,100 to \$2,496:							
Engineer	175.5		201.7		211.5		
Physicist		375,561		431,283		381,022	
Grade 4. Range \$1,902 to \$2,298:							
Engineer	133.3		183		214.9		
Physicist		258,174		353,402		348,276	
Grade 3. Range \$1,704 to \$2,100:							
Engineer	104.8		151.6		240.1		
Physicist		181,649		262,903		315,771	
Grade 2. Range \$1,572 to \$1,968:							
Engineer	51.2		110.4		122.2		
Physicist		81,207		174,841		161,215	

**NATIONAL ADVISORY COMMITTEE FOR AERONAUTICS—**  
Continued

**Advisory Committee for Aeronautics—Continued**

By objects	Obligations		
	Estimate, 1947	Estimate, 1946	Actual, 1945
<b>PERSONAL SERVICES, FIELD—continued</b>	Man- Total years salary	Man- Total years salary	Man- Total years salary
Part-time employment, field.....			5 \$7,824
Overtime pay, field.....		\$644,259	2,899,124
Night-work differential, field.....	\$89,000	63,852	
All personal services, field.....	4,721.7 13,499,000	5,586.7 16,149,288	6,007.1 16,651,893
01 Personal services (net).....	4,876.9 13,949,000	5,711.3 16,527,933	6,125.8 16,982,742
<b>OTHER OBLIGATIONS</b>			
02 Travel.....	150,000	112,000	108,433
03 Transportation of things.....	90,000	89,000	85,088
04 Communication services.....	60,000	58,112	59,357
Payment for penalty mail.....	6,000	5,468	3,311
05 Rents and utility services.....	2,250,000	1,455,000	901,123
07 Other contractual services:			
Repairs and alterations.....	1,000,000	600,000	598,411
Research contracts.....	400,000	400,000	443,587
08 Supplies and materials.....	2,635,000	2,400,000	2,938,398
09 Equipment.....	2,910,000	2,226,880	3,068,990
Total other obligations.....	9,501,000	7,346,460	8,206,698
Grand total obligations.....	23,450,000	23,874,393	25,189,440
Transferred to "Miscellaneous researches, transferred funds, National Bureau of Standards".....	+125,000	+125,000	+145,300
Net total obligations.....	23,575,000	23,999,393	25,334,740
Estimated savings, unobligated balance.....		2,000,000	1,207,590
Total estimate or appropriation.....	23,575,000	25,999,393	26,542,330

By Projects or Functions	Estimate, 1947	Estimate, 1946	Actual, 1945
1. Headquarters, Washington, D. C.....	\$579,000	\$469,933	\$407,806
2. Research contracts.....	400,000	400,000	443,587
3. Langley laboratory.....	9,613,000	10,102,224	10,832,226
4. Ames laboratory.....	3,574,000	3,249,698	3,050,071
5. Cleveland laboratory.....	9,284,000	9,652,538	10,455,750
Grand total obligations.....	23,450,000	23,874,393	25,189,440
Adjustments (see objects schedule for detail).....	+125,000	+2,125,000	+1,352,890
Total estimate or appropriation.....	23,575,000	25,999,393	26,542,330

**Printing and Binding, Advisory Committee for Aeronautics—**

For all printing and binding for the National Advisory Committee for Aeronautics, including all of its offices, laboratories, and services located in Washington, District of Columbia, and elsewhere, **[\$15,000] \$135,000.** (SI U. S. C. 588; Act of May 3, 1945, Public Law 49.)

Estimate 1947, **\$135,000**                      Appropriated 1946, **\$15,000**

By objects	Obligations		
	Estimate, 1947	Estimate, 1946	Actual, 1945
06 Printing and binding:			
Annual administrative report.....	\$1,200		
Technical reports, dissemination of newly acquired knowledge on scientific aspects of aeronautics.....	87,300	\$3,000	
Annual volume of consolidated technical reports.....	32,000		
Printed forms and letterheads.....	4,500	4,500	\$4,018
Miscellaneous printing, binding, and storage of type.....	10,000	7,500	9,758
Grand total obligations.....	135,000	15,000	13,776
Estimated savings, unobligated balance.....			1,224
Total estimate or appropriation.....	135,000	15,000	15,000

**Construction and Equipment, Langley Field, Va., Advisory Committee for Aeronautics—**

Construction, Langley Field, Virginia: For additional construction and equipment, Langley Memorial Aeronautical Laboratory, Langley Field, Virginia, **\$2,990,000, to be available until June 30, 1947: Provided, That funds made available in prior fiscal years for this purpose shall cease to be available for obligation on June 30, 1946.**

Estimate 1947, **\$2,990,000**

By objects	Obligations		
	Estimate, 1947	Estimate, 1946	Actual, 1945
10 Lands and structures.....	\$2,990,000	\$4,053,778	\$2,918,290
Prior year appropriation available in 1945.....			-2,037,068
1945 appropriation available in 1946.....		-4,053,778	+4,053,778
Total estimate or appropriation.....	2,990,000		4,935,000

**Ames Aeronautical Laboratory, Advisory Committee for Aeronautics—**

Funds made available in prior fiscal years for construction and equipment, Ames Aeronautical Laboratory, Moffett Field, California, shall cease to be available for obligation on June 30, 1946.

By objects	Obligations		
	Estimate, 1947	Estimate, 1946	Actual, 1945
10 Lands and structures.....		\$478,302	\$2,145,374
Prior year appropriation available in 1945.....			-2,623,676
1945 appropriation available in 1946.....		-478,302	+478,302
Total estimate or appropriation.....			

**Aircraft Engine Research Laboratory, Advisory Committee for Aeronautics—**

Construction, Cleveland, Ohio: For additional construction and equipment, Aircraft Engine Research Laboratory, Cleveland, Ohio, **\$108,000, to be available until June 30, 1947: Provided, That funds made available in prior fiscal years for this purpose shall cease to be available for obligation on June 30, 1946.**

Estimate 1947, **\$108,000**

By objects	Obligations		
	Estimate, 1947	Estimate, 1946	Actual, 1945
10 Lands and structures.....	\$108,000	\$5,554,098	\$4,883,927
Prior year appropriation available in 1945.....			-988,025
1945 appropriation available in 1946.....		-5,554,098	+5,554,098
Total estimate or appropriation.....	108,000		9,450,000

**Community Facilities, Defense Public Works, Office of Administrator, Federal Works Agency (Transfer to National Advisory Committee for Aeronautics)—**

By objects	Obligations		
	Estimate, 1947	Estimate, 1946	Actual, 1945
10 Lands and structures.....		\$104,736	\$6,594
Received by transfer from "Community facilities, defense public works, Office of Administrator, Federal Works Agency".....			-111,330
1945 balance available in 1946.....		-104,736	+104,736
Total estimate or appropriation.....			

**Working Fund, National Advisory Committee for Aeronautics (Advance From "Aviation, Navy")—**

By objects	Obligations		
	Estimate, 1947	Estimate, 1946	Actual, 1945
For constructing and equipping a wind tunnel to conduct tests to provide data for the Bureau of Aeronautics in connection with the development of high-speed aircraft and special missiles.....		\$3,830,950	\$669,050
1945 balance available in 1946.....		-3,830,950	+3,830,950
Advanced from Navy.....			-4,500,000
Total estimate or appropriation.....			

**Claims, Judgments, and Private Relief Acts—**

13 Refunds, awards, and indemnities: Obligations—1945, \$205.25.

Total, National Advisory Committee for Aeronautics, annual appropriations, general account:

Estimate 1947, **\$26,808,000**

Appropriated 1946, **\$26,014,393**

Statement of proposed expenditures for purchase, maintenance, repair, and operation of passenger-carrying vehicles and aircraft for the fiscal year ending June 30, 1947

NATIONAL ADVISORY COMMITTEE FOR AERONAUTICS

Appropriation	Vehicles (motor unless otherwise indicated) or aircraft to be purchased		Old vehicles or aircraft to be exchanged		Net cost of vehicles or aircraft to be purchased	Old vehicles or aircraft still to be used	Total maintenance, repair, and operation, all vehicles or aircraft	Public purpose and users
	Number	Gross cost	Number	Allowance (estimated)				
Advisory Committee for Aeronautics	16	\$21,000	16	\$5,800	\$15,200	26	\$19,309	3 cars used by officials and employees of Washington office in transacting official business locally; 16 cars used by staff of the Committee at Langley Field, Va.; 12 cars used at Moffett Field, Calif., and 11 cars at Cleveland, Ohio, for transportation between widely separated research facilities and for official trips in the vicinity to points inadequately served by common carrier.
Do.	1	(*)				3	24,000	Aircraft used for conduct of research at Langley Field, Va., for transportation of personnel to and from auxiliary flight research station at Chincoteague, Va., and for occasional passenger flights to and from Washington and Cleveland on urgent official business.
Total	17	21,000	16	5,800	15,200	29	43,309	

\* Aircraft, exclusive of aircraft used for research activities only.

† To be transferred without charge from the Army.

‡ Cost of maintenance, repair, and operation for passenger flights only.

§ Includes 10 station wagons.

NATIONAL ARCHIVES

Salaries and Expenses, National Archives—

Salaries and expenses: For salaries and expenses of the Archivist and The National Archives; including personal services in the District of Columbia; scientific, technical, first-aid, protective, and other apparatus and materials for the arrangement, titling, scoring, repair, processing, editing, duplication, reproduction, and authentication of photographic and other records (including motion-picture and other films and sound recordings) in the custody of the Archivist; purchase and exchange of books, including lawbooks, books of reference, maps, and charts; contract stenographic reporting services; purchase of newspapers and periodicals; not to exceed \$100 for payment in advance when authorized by the Archivist for library membership in societies whose publications are available to members only or to members at a price lower than to the general public; not to exceed \$2,700 for deposit in the general fund of the Treasury for cost of penalty mail as required by section 2 of the Act of June 28, 1944 (Public Law 364); travel expenses; exchange of scientific and technical apparatus; and maintenance, operation, and repair of one passenger-carrying motor vehicle; \$913,934 \$1,211,000. (44 U. S. C. 300-300k, Supplement II, 300aa-300jj, 301-314, Supplement II, 311-311a; 53 Stat. 1062; 57 Stat. 380; 59 Stat. 434; Act of May 3, 1945, Public Law 49.)

Estimate 1947, \$1,211,000      Appropriated 1946, \$913,934

By objects	Obligations					
	Estimate, 1947		Estimate, 1946		Actual, 1945	
	Man-years	Total salary	Man-years	Total salary	Man-years	Total salary
<b>PERSONAL SERVICES, DEPARTMENTAL</b>						
Clerical, administrative, and fiscal service: Grade 13. Range \$6,230 to \$7,070:						
Administrative secretary	1	\$7,070	1	\$7,070	1	\$6,490
Budget officer	1	6,239	0.7	4,361	0.3	1,867
Grade 12. Range \$5,180 to \$6,020:						
Chief editor, Federal Register	1	5,390	1	5,390	1	4,600
Grade 11. Range \$4,300 to \$5,180:						
Chief of personnel management	1	4,520	1	4,520	1	3,800
Assistant budget officer	1	4,300	0.7	3,010	0.7	2,660
Assistant administrative secretary	1	4,300	1	4,300	1	3,800
Grade 10. Range \$3,970 to \$4,630:						
Editor, Federal Register	1	3,970	1	3,970	0.6	2,100
Grade 9. Range \$3,640 to \$4,300:						
Chief of finance and accounts	1	3,750	1	3,750	1	3,275
Chief of service and supply	1	4,300	1	4,300	1	3,800
Chief of records and communications	1	3,660	1	3,660	1	3,375
Editor, Federal Register					0.4	1,330
Administrative assistant	1	3,640	1	3,640	0.6	2,120
Grade 8. Range \$3,310 to \$3,970:						
Chief of records and communications	2	6,620	2	6,620	1.1	3,263
Grade 7. Range \$2,980 to \$3,640:						
Chief of records and communications	4.8	14,854	4.8	14,854	3.6	9,818
Grade 6. Range \$2,650 to \$3,310:						
Chief of records and communications	6	16,450	6	16,450	6.2	14,269
Grade 5. Range \$2,320 to \$2,980:						
Chief of records and communications	27.7	67,828	27.7	67,828	18.5	38,994
Grade 4. Range \$2,100 to \$2,496:						
Chief of records and communications	22.1	48,339	22.1	48,339	29.8	56,970
Grade 3. Range \$1,902 to \$2,298:						
Chief of records and communications	36.6	71,761	28.6	56,545	28.3	46,206
Grade 2. Range \$1,704 to \$2,100:						
Chief of records and communications	8	14,556	8	14,556	8.2	12,582
<b>Professional service:</b>						
Grade 9. In excess of \$9,800:						
Archivist of the United States	1	10,000	1	10,000	1	10,000
Grade 7. Range \$7,175 to \$8,225:						
Director of the Federal Register	1	7,175	1	7,175	1	6,500
Director of operations	1	7,175	1	7,175	1	6,500

By objects	Obligations					
	Estimate, 1947		Estimate, 1946		Actual, 1945	
	Man-years	Total salary	Man-years	Total salary	Man-years	Total salary
<b>PERSONAL SERVICES, DEPARTMENTAL—CON.</b>						
Professional service—Continued						
Grade 6. Range \$6,230 to \$7,070:						
Deputy director of operations	1	\$6,650	1	\$6,650	1	\$6,000
Assistant director of operations						0.1
Management officer	1	6,230	1	6,230	0.7	4,075
Program adviser	1	6,440	1	6,440	1	5,700
Records appraisal officer	1	6,230	1	6,230	1	5,600
Records control officer	1	6,440	1	6,440	1	5,700
Director of war records	1	6,230	1	6,230	0.7	3,920
Acting budget officer			0.3	1,869	0.6	3,360
Director of photographic records	1	6,230				
Grade 5. Range \$5,180 to \$6,020:						
Chief of records division	8.2	45,367	8.2	45,367	9.7	48,109
Chief of general reference	1	5,390	1	5,390	1	4,600
Legal editor, Federal Register	1	5,180	0.7	3,626		
Assistant director, war records office	1	5,180	1	5,180	0.7	3,220
Assistant management officer			0.3	1,356	0.3	1,380
Assistant director of operations					0.3	1,380
Grade 4. Range \$4,300 to \$5,180:						
Archivist	19.9	\$7,924	19.9	\$7,924	16.3	63,692
Legal editor, Federal Register	1	4,300	1	4,300	0.7	2,660
Chief, cleaning and rehabilitation	1	4,410	1	4,300	0.8	3,132
Technical assistant to director of operations					1	3,800
Assistant to program adviser	1	4,300	1	4,300	1	3,800
Acting assistant budget officer			0.3	1,290	0.3	1,256
Grade 3. Range \$3,640 to \$4,300:						
Archivist	20	74,800	17	63,970	18.3	58,560
Librarian	1	3,750	1	3,750	1	3,200
Legal editor, Federal Register	2	7,390	2	7,390	2.5	8,000
Technologist						0.1
Grade 2. Range \$2,980 to \$3,640:						
Chief of records division	52	166,298	40	122,588	40	104,825
Grade 1. Range \$2,320 to \$2,980:						
Subprofessional service:	45.7	117,905	28.9	69,175	32.5	65,535
Grade 6. Range \$2,320 to \$2,980:						
Chief of records division	4	9,720	4	9,720	3	6,138
Grade 5. Range \$2,100 to \$2,496:						
Chief of records division	7.7	17,846	7.7	17,846	7.4	14,305
Grade 4. Range \$1,902 to \$2,298:						
Chief of records division	16.5	32,214	16.5	32,214	19.7	31,834
Grade 3. Range \$1,704 to \$2,100:						
Chief of records division	2	3,408	2	3,408	0.7	1,096
Grade 2. Range \$1,572 to \$1,968:						
Chief of records division	2	3,144	2	3,144	2	2,668
<b>Crafts, protective, and custodial service:</b>						
Grade 8. Range \$2,540 to \$3,200:						
Chief of records division	1	2,650	1	2,540	0.4	1,116
Grade 7. Range \$2,364 to \$2,870:						
Chief of records division	1	2,496	1	2,496	1	2,088
Grade 6. Range \$2,106 to \$2,602:						
Chief of records division	3	6,630	3	6,630	2.8	5,245
Grade 5. Range \$1,908 to \$2,364:						
Chief of records division	2	3,936	2	3,936	2	3,364
Grade 4. Range \$1,770 to \$2,106:						
Chief of records division	7	12,654	7	12,654	6.4	9,760
Grade 3. Range \$1,572 to \$1,902:						
Chief of records division	37.6	58,391	31.6	51,311	30	40,483
Grade 2. Range \$1,440 to \$1,770:						
Chief of records division					4.7	5,781
<b>Total permanent, departmental</b>						
	366.8		321		321	
<b>Temporary employment, departmental</b>						
	2	3,804	4	917,857	0.8	780,545
<b>Part-time employment, departmental</b>						
	2	3,804	2	3,804	0.6	909
<b>Overtime pay, departmental</b>						
				20,000		150,033
<b>All personal services, departmental</b>						
	370.8		327		322.4	
	1,053,519		949,265		932,916	
<b>PERSONAL SERVICES, FIELD</b>						
Clerical, administrative, and fiscal service:						
Grade 5. Range \$2,320 to \$2,980:						
Chief of records division	1	2,540	1	2,540	1	2,010
Grade 3. Range \$1,902 to \$2,298:						
Chief of records division	2	3,804	1	1,902	1	1,620
<b>Professional service:</b>						
Grade 7. Range \$7,175 to \$8,225:						
Director, Franklin D. Roosevelt Library	1	7,175	1	7,175	0.7	4,550



By objects	Obligations					
	Estimate, 1947		Estimate, 1946		Actual, 1945	
<i>Maintaining the administration of the United Nations training film library in operation in the National Archives Building—Continued</i>						
<b>PERSONAL SERVICES, DEPARTMENTAL—con.</b>						
Professional service:	Man-	Total	Man-	Total	Man-	Total
Grade 5. Range \$5,180 to \$6,020:	years	salary	years	salary	years	salary
Chief of records division.....					0.1	\$174
Grade 4. Range \$4,300 to \$5,180:						
Chemical engineer.....					0.1	110
Grade 2. Range \$2,980 to \$3,640:					0.1	130
Subprofessional service:						
Grade 5. Range \$2,100 to \$2,496:					0.2	312
Grade 4. Range \$1,902 to \$2,298:					0.1	9
Total permanent, departmental.....					0.8	911
Overtime pay, departmental.....						183
01 Personal services (net).....					0.8	1,094
Advanced from Signal Service of the Army.....						-2,527
Estimated savings, unobligated balance.....						1,433
Total estimate or appropriation.....						
<i>For services in connection with reproduction of microfilm copies from master negative film</i>						
<b>PERSONAL SERVICES, DEPARTMENTAL</b>						
Clerical, administrative, and fiscal service:						
Grade 5. Range \$2,320 to \$2,980.....					0.1	100
Grade 4. Range \$2,100 to \$2,496.....					0.2	385
Grade 3. Range \$1,902 to \$2,298.....					0.6	901
Professional service:						
Grade 4. Range \$4,300 to \$5,180:						
Acting chief of records division.....					0.1	127
Subprofessional service:						
Grade 6. Range \$2,320 to \$2,680.....					0.1	11
Crafts, protective, and custodial service:						
Grade 7. Range \$2,364 to \$2,870.....					0.1	12
Grade 3. Range \$1,572 to \$1,902.....					0.1	8
Total permanent, departmental.....					1.3	1,544
Overtime pay, departmental.....						508
01 Personal services (net).....					1.3	2,052
<b>OTHER OBLIGATIONS</b>						
04 Communication services.....						17
08 Supplies and materials.....						86
Total other obligations.....						103
Grand total obligations.....						2,155
Advanced from Air Corps, Army.....						-4,275
Estimated savings, unobligated balance.....						2,120
Total estimate or appropriation.....						

**Working Fund, National Archives (Advance From Salaries and Expenses, Office of Strategic Services)—**

By objects	Obligations					
	Estimate, 1947		Estimate, 1946		Actual, 1945	
<i>To cover expenses in connection with the cooperative operation of the photographic laboratory, National Archives Building</i>						
<b>PERSONAL SERVICES, DEPARTMENTAL</b>						
Clerical, administrative, and fiscal service:	Man-	Total	Man-	Total	Man-	Total
Grade 7. Range \$2,980 to \$3,640.....	years	salary	years	salary	years	salary
Grade 5. Range \$2,320 to \$2,980.....					0.9	\$2,217
Grade 4. Range \$2,100 to \$2,496.....					0.8	1,539
Grade 3. Range \$1,902 to \$2,298.....					3	5,357
Grade 3. Range \$1,902 to \$2,298.....					1.6	2,547
Total permanent, departmental.....					6.3	11,660
Overtime pay, departmental.....						2,579
01 Personal services (net).....					6.3	14,239
Advanced from Office of Strategic Services.....						-20,498
Estimated savings, unobligated balance.....						6,259
Total estimate or appropriation.....						

**Working Fund, National Archives (Advance From Salaries and Expenses, Office of Civilian Defense)—**

By objects	Obligations					
	Estimate, 1947		Estimate, 1946		Actual, 1945	
<i>For services in connection with inventory, classification, and preparation of schedules and lists of records of the various units of the Office of Civilian Defense</i>						
<b>PERSONAL SERVICES, DEPARTMENTAL</b>						
Professional service:	Man-	Total	Man-	Total	Man-	Total
Grade 7. Range \$7,175 to \$8,225:	years	salary	years	salary	years	salary
Director of operations.....					0.1	\$199
Grade 6. Range \$6,230 to \$7,070:						
Director of war records.....					0.1	389
Grade 5. Range \$5,180 to \$6,020:						
Assistant director of war records.....					0.1	141
Grade 4. Range \$4,300 to \$5,180:						
Archivist.....					0.2	654
Grade 3. Range \$3,640 to \$4,300:						
Archivist.....					0.1	18
Grade 2. Range \$2,980 to \$3,640.....					0.1	308
Grade 1. Range \$2,320 to \$2,980.....					0.2	314
Subprofessional service:						
Grade 4. Range \$1,902 to \$2,298.....					0.1	162
Grade 2. Range \$1,572 to \$1,908.....					0.1	18
Crafts, protective, and custodial service:						
Grade 6. Range \$2,166 to \$2,562.....					0.1	77
Grade 3. Range \$1,572 to \$1,902.....					0.1	113
Total permanent, departmental.....					1.3	2,393
Overtime pay, departmental.....						410
01 Personal services (net).....					1.3	2,803
Advanced from Office of Civilian Defense.....						-5,450
Estimated savings, unobligated balance.....						2,647
Total estimate or appropriation.....						

**Working Fund, National Archives (Advance From Petroleum Administration for War)—**

By objects	Obligations					
	Estimate, 1947		Estimate, 1946		Actual, 1945	
<i>To cover expenses for making enlargement and microfilm prints, and related photographic services, from negative microfilm provided by the Petroleum Administration for War</i>						
<b>PERSONAL SERVICES, DEPARTMENTAL</b>						
Clerical, administrative, and fiscal service:	Man-	Total	Man-	Total	Man-	Total
Grade 4. Range \$2,100 to \$2,496.....	years	salary	years	salary	years	salary
Grade 3. Range \$1,902 to \$2,298.....					3	\$6,300
					1	1,902
Total permanent, departmental.....					4	8,202
Overtime pay, departmental.....						636
01 Personal services (net).....					4	8,838
<b>OTHER OBLIGATIONS</b>						
08 Supplies and materials.....						4,065
Grand total obligations.....						12,903
Advanced from Petroleum Administration for War.....						-15,000
Estimated savings, unobligated balance.....						2,097
Total estimate or appropriation.....						

**Emergency Fund for the President, National Defense (National Archives)—**

By objects	Obligations					
	Estimate, 1947		Estimate, 1946		Actual, 1945	
<b>PERSONAL SERVICES, DEPARTMENTAL</b>						
Clerical, administrative, and fiscal service:	Man-	Total	Man-	Total	Man-	Total
Grade 4. Range \$2,100 to \$2,496.....	years	salary	years	salary	years	salary
Grade 3. Range \$1,902 to \$2,298.....					0.1	\$11
					0.1	36









**NATIONAL CAPITAL HOUSING AUTHORITY—Continued**  
**Hillside Development, National Capital Housing Authority (F. P. H. A.)—Continued**

By objects	Obligations		
	Estimate, 1947	Estimate, 1946	Actual, 1945
Advanced from Federal Public Housing Authority.....			-\$2,694,000
1945 balance available in 1946.....		-\$253,107	+253,107
Total estimate or appropriation.....			

**Temporary Shelter Management, National Capital Housing Authority—**

This fund was created under title II of the District of Columbia Alley Dwelling Act, as amended June 25, 1938 (52 Stat. 1188), and pursuant to the provisions of Public Law 9, 77th Congress, for the purpose of managing the completed temporary shelter properties.

By objects	Obligations		
	Estimate, 1947	Estimate, 1946	Actual, 1945
Obligations (see consolidated schedule for detail).....	\$1,000,000	\$1,300,000	\$1,207,262
Reimbursements for services performed.....		-15,000	-16,736
Received from rents, utilities, etc.....	-1,000,000	-1,285,000	-1,063,056
Prior year balance available in 1945.....			-127,470
Total estimate or appropriation.....			

**War Housing Management, National Capital Housing Authority—**

This fund was created under title II of the District of Columbia Alley Dwelling Act, as amended June 25, 1938 (52 Stat. 1188), for the purpose of managing the completed war housing properties.

By objects	Obligations		
	Estimate, 1947	Estimate, 1946	Actual, 1945
Obligations (see consolidated schedule for detail).....	\$350,000	\$350,000	\$506,563
Reimbursements for services performed.....			-30
Received from rents, utilities, etc.....	-350,000	-350,000	-354,000
Prior year balance available in 1945.....			-152,533
Total estimate or appropriation.....			

**Trust accounts:**

**Low Rent Housing Fund, Construction Loan by United States Housing Authority, National Capital Housing Authority—**

This fund was created under title II of the District of Columbia Alley Dwelling Act, as amended June 25, 1938 (52 Stat. 1188), for the purpose of borrowing money or accepting contributions, grants, or other financial assistance, for the development of low rent housing and slum clearance projects in the District of Columbia, in accordance with the United States Housing Act of 1937.

By objects	Obligations		
	Estimate, 1947	Estimate, 1946	Actual, 1945
Obligations (see consolidated schedule for detail).....		\$175,057	\$686,837
Reimbursements for services performed.....			-320,555
Prior year funds available in 1945.....			-541,238
1945 funds available in 1946.....		-175,057	+175,057
Total estimate or appropriation.....			101

**Operation and Maintenance, Completed Properties, National Capital Housing Authority—**

This fund was created under title II of the District of Columbia Alley Dwelling Act, as amended June 25, 1938 (52 Stat. 1188), for the purpose of managing the completed properties built under the title II, low rent housing fund account, in accordance with the United States Housing Act of 1937.

Estimate 1947, \$1,000,000

Appropriated 1946, \$960,000  
Revised 1946, \$950,000

By objects	Obligations		
	Estimate, 1947	Estimate, 1946	Actual, 1945
Obligations (see consolidated schedule for detail).....	\$1,350,000	\$1,500,000	\$1,220,739
Reimbursements for services performed.....	-400,000	-500,000	-283,196
Prior year funds available in 1945.....			-434,840
1945 funds available in 1946.....		-472,930	+472,930
1946 funds available in 1947.....	-422,930	+422,930	
1947 funds available in 1948.....	+472,930		
Total estimate or appropriation.....	1,000,000	950,000	975,633

**Langston Management, National Capital Housing Authority—**

This fund was created under title II of the District of Columbia Alley Dwelling Act, as amended June 25, 1938 (52 Stat. 1188), for the purpose of managing the Langston housing property.

Estimate 1947, \$114,000

Appropriated 1946, \$120,000  
Revised 1946, \$116,000

By objects	Obligations		
	Estimate, 1947	Estimate, 1946	Actual, 1945
Obligations (see consolidated schedule for detail).....	\$115,000	\$117,000	\$171,266
Reimbursements for services performed.....			-308
Prior year funds available in 1945.....			-74,562
1945 funds available in 1946.....		-20,608	+20,608
1946 funds available in 1947.....	-19,608	+19,608	
1947 funds available in 1948.....	+18,608		
Total estimate or appropriation.....	114,000	116,000	117,004

**Total, National Capital Housing Authority, trust accounts:**

Estimate 1947, \$1,114,000

Appropriated 1946, \$1,080,000  
Revised 1946, \$1,066,000

**Consolidated schedule of obligations incurred under all funds available to the National Capital Housing Authority (general, trust, and other accounts)**

By objects	Obligations					
	Estimate, 1947		Estimate, 1946		Actual, 1945	
<b>PERSONAL SERVICES, DEPARTMENTAL</b>						
<b>Clerical, administrative, and fiscal service:</b>						
Grade 13. Range \$6,230 to \$7,070:	Man-	Total	Man-	Total	Man-	Total
Administrative officer.....	1	\$6,440	1	\$6,440	1	\$5,650
Grade 12. Range \$5,180 to \$6,020:						
Chief, finance and accounts office.....	1	5,390	1	5,390	1	4,600
Special assistant, management.....					0	6
Supervisor of properties.....	1	5,600	1	5,600	1	4,900
Budget officer and analyst.....	1	5,180	0.5	2,590		
Grade 11. Range \$4,300 to \$5,180:						
Assistant supervisor of properties.....					0.9	3,378
Principal property manager.....					0.7	2,744
Management supervisor.....	2	8,600	1	4,300		
Grade 10. Range \$3,970 to \$4,630:						
Assistant chief, finance and accounts office.....			0.5	2,040	1	3,500
Grade 9. Range \$3,640 to \$4,300:						
Fiscal auditor.....	1	3,640	0.5	1,820		
Management assistant.....			0.5	1,650	1	3,250
Property manager.....	9	33,970	8	30,330	8.4	27,600
Commercial accountant.....	1	3,640	0.5	1,820		
Grade 8. Range \$3,310 to \$3,970:					1.8	5,196
Grade 7. Range \$2,980 to \$3,640:	5	15,300	6	18,280	8	21,419
Grade 6. Range \$2,650 to \$3,310:	2	5,730	2	5,730	3	8,187
Grade 5. Range \$2,320 to \$2,980:	14	33,180	12	28,540	10.5	20,930
Grade 4. Range \$2,100 to \$2,496:	24	51,100	23	43,000	29.6	53,666
Grade 3. Range \$1,902 to \$2,298:	8	15,496	8	15,496	12.2	20,129
Grade 2. Range \$1,704 to \$2,100:	3	5,112	3	5,112	6.4	12,100
Grade 1. Range \$1,506 to \$1,902:	1	1,506	1	1,506	1	1,320
<b>Professional service:</b>						
Grade 7. Range \$7,175 to \$8,225:						
Executive officer.....	1	8,225	1	8,225	1	7,500
Grade 6. Range \$6,230 to \$7,070:						
Principal architect.....			0.5	3,220	1	5,650
Deputy in charge.....	1	6,230	0.5	3,115		
Grade 5. Range \$5,180 to \$6,020:						
General counsel.....	1	5,390	1	5,390	1	4,600
Senior architect.....			0.5	2,695	1	4,600
Site planner.....			0.5	2,695	1	4,600
Construction superintendent.....	1	5,390	1	5,390	1	4,650
Technical officer.....			0.6	3,115		
Grade 4. Range \$4,300 to \$5,180:						
Attorney.....	1	4,300	1	4,300	1	3,800
Assistant to executive officer.....			0.5	2,150	1.4	5,114
Mechanical engineer.....					1	3,500

By objects	Obligations						By objects	Obligations					
	Estimate, 1947		Estimate, 1946		Actual, 1945			Estimate, 1947		Estimate, 1946		Actual, 1945	
<b>PERSONAL SERVICES, DEPARTMENTAL—CON.</b>													
Professional service—Continued							Obligations distributed to programs as follows:						
Grade 4. Range \$4,300 to \$5,180—Con.							Maintenance and operation of title I properties	\$17,000	\$14,700	\$27,275			
Structural engineer			0.5	\$2,150	0.5	\$2,011	War housing development (Federal Public Housing Authority)		3,923	14,966			
Architect engineer					1	4,333	Temporary shelter development (Federal Public Housing Authority)		696	17,219			
Assistant construction superintendent			1	4,320	1	3,800	Temporary shelter development			229,094			
Supervisor, tenant and community relations	1	\$4,300	0.5	2,150			Community facilities		2,964	2,315			
Maintenance engineer	1	4,300	0.5	2,150			Hillside development		253,197	2,441,417			
Grade 3. Range \$3,640 to \$4,300:							Meade-Grant development (Federal Public Housing Authority)		10,317	266,683			
Assistant to housing manager			0.5	1,930	1	3,500	Temporary shelter management	1,060,000	1,300,000	1,207,262			
Associate architect			1	3,640	1.1	3,755	War housing management	350,000	350,000	506,563			
Resident job superintendent			0.5	1,820	0.1	297	Low-rent housing fund		175,057	686,837			
Supervisor, tenant relations			1	3,640			Operation and maintenance, completed properties	1,350,000	1,500,000	1,220,739			
Assistant supervisor, tenant and community relations	1	3,640	0.5	1,820			Langston management	115,000		171,266			
Grade 2. Range \$2,980 to \$3,640	4	11,920	4	11,920	1.9	4,983	Total obligations as above	2,832,000	3,727,464	6,791,636			
Grade 1. Range \$2,320 to \$2,980					1.7	3,308	<b>ANALYSIS OF GRAND TOTAL OBLIGATIONS SHOWN ABOVE</b>						
Subprofessional service:							Management expense	280,000	270,428	319,783			
Grade 7. Range \$2,650 to \$3,310	2	5,300	1	2,650	0.3	787	Operating services	50,000	47,305	42,844			
Grade 6. Range \$2,320 to \$2,980	3	6,960	2	4,640	0.3	500	Utilities	350,000	335,978	375,066			
Grade 5. Range \$2,100 to \$2,496	2	4,200	2	4,200	3.3	5,941	Repairs, maintenance, and replacements	299,900	391,076	270,113			
Crafts, protective, and custodial service:							Public services	15,000	36,655	28,511			
Grade 10. Range \$2,980 to \$3,640	2	5,960	2	5,960	0.8	2,065	Insurance	5,000	4,820	5,422			
Grade 8. Range \$2,540 to \$3,200	3	7,620	3	7,620	2.8	6,241	Total operating expense	999,900	1,080,200	1,041,739			
Grade 7. Range \$2,364 to \$2,870	5	11,820	5	11,820	4.9	10,127	Payments in lieu of taxes	300,000	275,000	263,630			
Grade 6. Range \$2,166 to \$2,562	27	58,482	25	54,150	23.3	43,905	Reserved for repairs, maintenance, and replacements	55,000	47,880	62,577			
Grade 5. Range \$1,968 to \$2,364	10	19,680	10	19,680	8	13,750	Reserved for vacancy, collection, and rent fluctuation losses	90,000	90,835	97,643			
Grade 4. Range \$1,770 to \$2,166	40	70,800	40	70,800	34	52,146	Operating improvements		3,210	19,508			
Grade 3. Range \$1,572 to \$1,902	4	6,288	4	6,288	3.9	5,183	Rent to Federal Public Housing Authority	716,100	999,804	659,446			
Grade 2. Range \$1,440 to \$1,770	50	72,090	50	72,090	41.6	50,344	Debt service requirements	170,000	165,362	220,086			
Total permanent, departmental	234	522,089	230.1	519,557	230.4	464,264	Replacement of property losses	1,000	1,000	2,326			
Temporary employment, departmental							Land rent	100,000	97,349	56,180			
Part-time employment, departmental							Land and structures		445,764	3,658,531			
Overtime pay, departmental							Reimbursable expenditures	490,000	515,000	709,970			
Night-work differential, departmental							Grand total obligations	2,832,000	3,727,464	6,791,636			
All personal services, departmental	234	523,309	230.1	531,465	231.8	563,036							
Deduct quarters furnished													
01 Personal services (net)	234	521,809	230.1	529,965	231.8	561,849							
Other obligations (net)													
Grand total obligations	2,832,000		3,727,464		6,791,636								

Statement of proposed expenditures for purchase, maintenance, repair, and operation of passenger-carrying vehicles for the fiscal year ending June 30, 1947

NATIONAL CAPITAL HOUSING AUTHORITY

Appropriation	Vehicles (motor unless otherwise indicated) to be purchased		Old vehicles to be exchanged		Net cost of vehicles to be purchased	Old vehicles still to be used	Total maintenance, repair, and operation, all vehicles	Public purpose and users
	Number	Gross cost	Number	Allowance (estimated)				
Operation and maintenance, completed properties, National Capital Housing Authority.						2	\$450	Used by management and maintenance supervisors in connection with inspections and surveys of the various properties.

NATIONAL CAPITAL PARK AND PLANNING COMMISSION

National Capital Park and Planning Commission—

For all expenses necessary for the National Capital Park and Planning Commission in connection with the acquisition of land for the park, parkway, and playground system of the National Capital, as authorized by section 4 of the Act of May 29, 1930 (46 Stat. [485] 482), including personal services; stenographic reporting services and technical services, including real estate appraisers, by contract or otherwise, at rates of pay or fees not to exceed those usual for similar services elsewhere and without regard to the Classification Act of 1923, as amended, and section 3709 of the Revised Statutes; purchase of options and other costs incident to the acquisition of land; not to exceed \$59,330 for deposit in the general fund of the Treasury for cost of penalty mail, for the fiscal year [1946] 1947, as required by section 2 of the Act of June 28, 1944 (Public Law 364); and operation and maintenance of passenger-carrying vehicles; \$867,750, to be immediately available and to remain available until expended. (Act of May 3, 1945, Public Law 49.)

Annual appropriation, general account:

Estimate 1947, \$867,750

Appropriated 1946, \$393,994

By objects	Obligations					
	Estimate, 1947		Estimate, 1946		Actual, 1945	
<b>PERSONAL SERVICES, DEPARTMENTAL</b>						
Professional service:	Man-years	Total salary	Man-years	Total salary	Man-years	Total salary
Grade 6. Range \$6,230 to \$7,070:						
Land purchasing officer	1	\$7,070	1	\$7,070	1	\$6,200
Grade 4. Range \$4,300 to \$5,180:						
Assistant land purchasing officer	1	4,300				
Clerical, administrative, and fiscal service:						
Grade 5. Range \$2,320 to \$2,980	1	2,980	1	2,911		
Grade 4. Range \$2,100 to \$2,496	2	4,530	2	4,398	2	3,578
Crafts, protective, and custodial service:						
Grade 3. Range \$1,572 to \$1,902	1	1,572				
Total permanent, departmental	6	20,452	4	14,379	3	9,778
W. A. E. employment, departmental	1	8,100	1	8,100	1.5	12,125
Overtime pay, departmental				204		1,403
01 Personal services (net)	7	28,552	5	22,683	4.5	23,306
<b>OTHER OBLIGATIONS</b>						
02 Travel		950		950		212
04 Communication services		400		375		332
Payment for penalty mail		30		59		11

NATIONAL CAPITAL PARK AND PLANNING COMMISSION—Continued

National Capital Park and Planning Commission—Continued

By objects	Obligations		
	Estimate, 1947	Estimate, 1946	Actual, 1945
OTHER OBLIGATIONS—continued			
07 Other contractual services.....	\$23,100	\$7,230	\$8,103
08 Supplies and materials.....	700	700	781
09 Equipment.....	375	300	225
10 Lands and structures.....	961,863	1,266,551	61,046
Total other obligations.....	987,418	1,276,165	70,710
Grand total obligations.....	1,015,970	1,298,848	94,016
Reimbursements for services performed.....		-2,000	-1,222
Prior year balance available in 1945.....			-403,932
1945 balance available in 1946.....		-1,051,074	+1,051,074
1946 balance available in 1947.....	-148,220	+148,220	
Net total obligations.....	\$67,750	\$93,994	\$39,936

By objects	Obligations		
	Estimate, 1947	Estimate, 1946	Actual, 1945
Estimated savings, unobligated balance.....			\$64
Total estimate or appropriation.....	\$867,750	\$393,994	740,000

Trust account:

National Capital Park and Planning Commission—

Under section 1a of the Act of May 29, 1930, the National Capital Park and Planning Commission is authorized to accept contributions from the States of Virginia and Maryland in the acquisition of land for the George Washington Memorial Parkway, amounting to one-half of the total costs involved, such contributions being deposited with the United States Treasury as trust funds and subject to disbursement by proper accountable officers of the Federal Government.

Appropriated 1946, \$0  
Revised 1946, \$10,000

10 Lands and structures: Obligations—1946, \$10,000.

Statement of proposed expenditures for purchase, maintenance, repair, and operation of passenger-carrying vehicles for the fiscal year ending June 30, 1947

NATIONAL CAPITAL PARK AND PLANNING COMMISSION

Appropriation	Vehicles (motor unless otherwise indicated) to be purchased		Old vehicles to be exchanged		Net cost of vehicles to be purchased	Old vehicles still to be used	Total maintenance, repair, and operation, all vehicles	Public purpose and users
	Number	Gross cost	Number	Allowance (estimated)				
National Capital Park and Planning Commission.						1	\$100	Used by members and staff of Commission for inspection trips in connection with acquisition of land and planning matters.

NATIONAL LABOR RELATIONS BOARD

Salaries, National Labor Relations Board—

Salaries: For three Board members of the National Labor Relations Board and other personal services of the Board in the District of Columbia and elsewhere necessary in performing the duties authorized by law, **[\$1,780,000] \$3,491,000.**

[Salaries: For an additional amount, fiscal year 1946, for "Salaries", \$354,000: *Provided*, That no part of the funds appropriated in title IV, Labor-Federal Security Appropriation Act, 1946, or of any other funds appropriated to the National Labor Relations Board for the fiscal year 1946 hereafter shall be used, except for the discharge of obligations incurred up to and including the date of approval of this Act, by the National Labor Relations Board in any way in connection with the performance of the duties imposed upon it by the War Labor Disputes Act (50 U. S. C. App. 1501-11), including personal services in the District of Columbia and elsewhere, and other items otherwise properly chargeable to appropriations of the National Labor Relations Board for miscellaneous expenses and printing and binding, and the National Labor Relations Board shall return to the Treasury all funds appropriated to it under title IV of the National Labor Relations Board Appropriation Act, 1946, for the performance of the duties imposed upon it by the War Labor Disputes Act, less all sums actually expended and obligations actually incurred in the performance of its duties under the War Labor Disputes Act up to and including the date of approval of this Act.] (29 U. S. C. 151-166; Act of July 3, 1945, Public Law 124; Act of Dec. 28, 1945, Public Law 269.)

Estimate 1947, \$3,491,000

Appropriated 1946, \$2,134,000

By objects	Obligations					
	Estimate, 1947		Estimate, 1946		Actual, 1945	
PERSONAL SERVICES, DEPARTMENTAL						
Clerical, administrative, and fiscal service: Grade 16. In excess of \$9,800:	Man-	Total	Man-	Total	Man-	Total
Board member.....	3	\$30,000	3	\$30,000	3	\$30,000
Grade 15. Range \$8,750 to \$9,800:						
Director, field division.....	1	9,013	1	8,851	0.9	7,111
Grade 14. Range \$7,175 to \$8,225:						
Director, field division.....					0.1	722
Executive secretary.....	1	7,438	0.7	5,375	0.4	2,424
Associate director, field division.....	1	7,175	1	7,175	1.2	7,881

By objects	Obligations					
	Estimate, 1947		Estimate, 1946		Actual, 1945	
PERSONAL SERVICES, DEPARTMENTAL—CON.						
Clerical, administrative, and fiscal service—Continued:	Man-	Total	Man-	Total	Man-	Total
Grade 13. Range \$6,230 to \$7,070:						
Director of information.....	1	\$6,650	1	\$6,650	1	\$5,850
Associate chief administrative examiner.....					0.1	722
Assistant director, field division.....	3	18,900	2	12,508	2.2	12,522
Grade 12. Range \$5,180 to \$6,020:						
Administrative examiner.....	4	21,140	4	20,809	2.9	13,279
Assistant executive secretary.....	1	5,390	1	5,309	1	4,600
Grade 11. Range \$4,300 to \$5,180:						
Chief clerk.....					0.9	3,500
Chief, fiscal and office services.....	1	4,300	1	4,300	0.3	1,224
Assistant director of personnel.....	1	4,520	1	4,469	1	3,800
Assistant to the director of personnel.....	1	4,300	1	4,300	0.2	633
Election examiner.....	1	4,520	1	4,520	0.9	3,552
Grade 10. Range \$3,970 to \$4,630:						
Chief, accounts section.....	1	4,190	1	4,160	1	3,575
Administrative examiner.....			0.2	841	0.5	1,604
Grade 9. Range \$3,640 to \$4,300:						
Assistant to the director of personnel.....					0.8	2,667
Budget analyst.....	1	3,640	0.9	3,276		
Information assistant.....	1	3,750	1	3,750	1.3	4,138
Grade 8. Range \$3,310 to \$3,970:						
Grade 7. Range \$2,980 to \$3,640:						
Grade 6. Range \$2,650 to \$3,310:						
Grade 5. Range \$2,320 to \$2,980:						
Grade 4. Range \$2,100 to \$2,496:						
Grade 3. Range \$1,902 to \$2,298:						
Grade 2. Range \$1,704 to \$2,100:						
Grade 1. Range \$1,506 to \$1,902:						
Professional service:						
Grade 8. Range \$5,750 to \$9,800:						
General counsel.....	1	9,013	1	9,013	1	8,000
Grade 7. Range \$7,175 to \$8,225:						
Associate general counsel.....	1	7,700	1.5	11,479	2	13,250
Assistant general counsel.....	3	21,788	2.5	18,200	1.8	11,610
Chief trial examiner.....	1	7,438	1	7,438	1	6,500
Associate chief trial examiner.....	4	29,225	3.5	25,638	2.4	15,582
Grade 6. Range \$6,230 to \$7,070:						
Attorney.....	23.6		19.2		15.3	
Legal examiner.....	3	149,548	3.4	121,856	2.5	86,261
Trial examiner.....	23.6	119,320	11.4	21,750	9.1	13,913
Operating analyst.....		152,180		75,319		53,016
Grade 5. Range \$5,180 to \$6,020:						
Chief, order section.....	1	5,390	1	5,390	1	4,600

By objects	Obligations					
	Estimate, 1947		Estimate, 1946		Actual, 1945	
	Man-years	Total salary	Man-years	Total salary	Man-years	Total salary
<b>PERSONAL SERVICES, DEPARTMENTAL—CON.</b>						
Professional service—Continued						
Grade 5. Range \$5,180 to \$6,020—Con.						
Attorney	27.9		16		14.9	
		\$146,420		\$84,394		\$68,653
Legal examiner		3.2 16,996		3.2 16,851		1.8 8,280
Trial examiner		12.5 66,850		10.2 53,718		5.9 28,272
Industrial analyst		1.2 6,216		0.3 1,554		1.3 5,755
Grade 4. Range \$4,300 to \$5,180:						
Attorney	35.3		25.6		17.9	
		155,530		112,043		68,031
Industrial analyst	1	5,180	1	5,180	1	4,270
Grade 3. Range \$3,640 to \$4,300:						
Chief, statistics and records	1	3,750	1	3,691	0.5	1,600
Attorney	40.7		20.2		14.9	
		150,348		75,033		47,872
Industrial analyst	1	3,750	1	3,750	1	3,200
Grade 2. Range \$2,980 to \$3,640	12.5	38,130	9.8	29,691	7	18,245
Grade 1. Range \$2,320 to \$2,980	5.4	13,078	3	7,298	3.6	7,212
Subprofessional service:						
Grade 4. Range \$1,902 to \$2,298	1	1,902	1	1,902	1	1,620
Crafts, protective, and custodial service:						
Grade 4. Range \$1,770 to \$2,166	1	1,836	1	1,823	0.8	1,250
Grade 3. Range \$1,572 to \$1,902	14.6	23,749	16.2	25,755	8.1	10,743
Grade 2. Range \$1,440 to \$1,770			0.2	288	8.3	9,939
Total permanent, departmental	453.4		360		285.6	
		1,622,200		1,240,321		\$67,749
Part-time employment, departmental					1	1,438
Overtime pay, departmental		1,000		17,638		139,138
All personal services, departmental	453.4		360		286.6	
		1,623,200		1,257,959		1,008,325
<b>PERSONAL SERVICES, FIELD</b>						
Clerical, administrative, and fiscal service:						
Grade 14. Range \$7,175 to \$8,225:						
Regional director	6	43,838	6	43,615	6.6	42,550
Grade 13. Range \$6,230 to \$7,070:						
Regional director	14	91,000	14	90,758	13.4	75,500
Field examiner	1.8	11,424	1.2	7,686	1.4	7,560
Grade 12. Range \$5,180 to \$6,020:						
Regional director	1	5,810	1.2	6,203	2.3	11,474
Field examiner	9	48,294	9.2	48,383	6.6	30,508
Grade 11. Range \$4,300 to \$5,180:						
Field examiner	53.8		33.9		29	
		241,880		154,458		113,249
Grade 9. Range \$3,640 to \$4,300:						
Field examiner	76.7		21.7		20.3	
		293,606		84,299		67,142
Grade 7. Range \$2,980 to \$3,640	30.7	95,226	18.1	56,817	11.1	29,245
Grade 6. Range \$2,650 to \$3,310	3	8,390	3.4	9,315	1.8	4,317
Grade 5. Range \$2,320 to \$2,980	28.6	70,532	21.2	52,258	18.8	38,709
Grade 4. Range \$2,100 to \$2,496	48.6		52.7		39.8	
		107,479		114,693		73,061
Grade 3. Range \$1,902 to \$2,298	109.2		73.3		61.5	
		215,214		143,792		102,325
Grade 2. Range \$1,704 to \$2,100	39.9	70,035	11.8	21,415	13.7	20,215
Grade 1. Range \$1,506 to \$1,902					0.2	219
Professional service:						
Grade 6. Range \$6,230 to \$7,070:						
Field attorney	13.4	86,216	12.7	80,950	9.9	55,746
Grade 5. Range \$5,180 to \$6,020:						
Field attorney	19.1		18.2		15.5	
		103,768		98,274		73,091
Grade 4. Range \$4,300 to \$5,180:						
Field attorney	49.3		34.8		26.6	
		221,931		156,980		104,126
Grade 3. Range \$3,640 to \$4,300:						
Field attorney	25.8	96,572	15.9	60,032	15.9	51,858
Grade 2. Range \$2,980 to \$3,640	2.5	7,560	2.1	6,305	1.8	4,767
Grade 1. Range \$2,320 to \$2,980	0.5	1,215	1.7	3,961	0.3	589
Crafts, protective, and custodial service:						
Grade 3. Range \$1,572 to \$1,902	1.7	2,673	2.2	3,458	1.1	1,437
Total permanent, field	534.6		355.3		297.6	
		1,822,643		1,243,655		907,688
W. A. E. employment, field	13.2	34,320	15	48,674	28.2	87,402
Overtime pay, field		8,826		45,769		174,472
Additional pay for foreign service, field		2,011		2,789		5,088
All personal services, field	547.8		370.3		325.8	
		1,867,800		1,340,887		1,174,650
01 Personal services (net)	1,001.2		730.3		612.4	
		3,491,000		2,598,846		2,182,975
Reimbursements for services performed						-429
Received by transfer from "Printing and binding, National Labor Relations Board"						-60,000
Received by transfer from "Salaries and expenses, National Labor Relations Board, War Labor Disputes Act"						-116,800
Net total obligations		3,491,000		2,482,046		2,122,546
Excess of obligations over appropriation due to Public Law 106						-348,046
Estimated savings, unobligated balance						2,454
Total estimate or appropriation		3,491,000		2,134,000		2,125,000

Miscellaneous Expenses, National Labor Relations Board—

Miscellaneous expenses: For all necessary expenses, other than salaries, of the National Labor Relations Board in performing duties authorized by law, including repairs and alterations; contract stenographic reporting services; reimbursement to employees, at not to exceed 3 cents per mile, for expenses of travel performed by them in privately owned automobiles within the limits of their official stations in the field; lawbooks; books of reference; and periodicals; **[\$464,000] \$1,042,400.** (29 U. S. C. 151-166; Act of July 3, 1945, Public Law 124; Act of Dec. 28, 1945, Public Law 269.)

Estimate 1947, **\$1,042,400** Appropriated 1946, **\$574,000**

\* Includes \$110,000 appropriated in the First Deficiency Appropriation Act, 1946.

By objects	Obligations		
	Estimate, 1947	Estimate, 1946	Actual, 1945
02 Travel	\$505,887	\$381,748	\$223,905
03 Transportation of things	22,854	14,220	8,983
04 Communication services	119,535	93,091	67,111
05 Rents and utility services	175,846	131,374	74,071
07 Other contractual services	158,667	85,745	55,326
08 Supplies and materials	35,025	30,184	27,404
09 Equipment	24,586	20,838	19,098
Grand total obligations	1,042,400	757,200	475,898
Received by transfer from "Salaries and expenses, National Labor Relations Board, War Labor Disputes Act"			-183,200
Estimated savings, unobligated balance			2,102
Total estimate or appropriation	1,042,400	574,000	478,000

Penalty Mail Costs, National Labor Relations Board—

Penalty mail costs: For deposit in the general fund of the Treasury for cost of penalty mail of the National Labor Relations Board as required by section 2 of the Act of June 28, 1944, Public Law 364, **[\$15,930] \$23,500.** (29 U. S. C. 151-166; Act of July 3, 1945, Public Law 124; Act of Dec. 28, 1945, Public Law 269.)

Estimate 1947, **\$23,500** Appropriated 1946, **\$18,430**

\* Includes \$2,500 appropriated in the First Deficiency Appropriation Act, 1946.

By objects	Obligations		
	Estimate, 1947	Estimate, 1946	Actual, 1945
04 Payment for penalty mail	\$23,500	\$18,430	\$16,205
Estimated savings, unobligated balance			168
Total estimate or appropriation	23,500	18,430	16,373

Printing and Binding, National Labor Relations Board—

Printing and binding: For printing and binding for the National Labor Relations Board, **[\$210,000] \$190,000.** (29 U. S. C. 151-166; Act of July 3, 1945, Public Law 124.)

Estimate 1947, **\$190,000** Appropriated 1946, **\$210,000**

By objects	Obligations		
	Estimate, 1947	Estimate, 1946	Actual, 1945
06 Printing and binding	\$190,000	\$210,000	\$128,898
Transferred to "Salaries, National Labor Relations Board"			+60,000
Net total obligations	190,000	210,000	188,898
Estimated savings, unobligated balance			31,102
Total estimate or appropriation	190,000	210,000	220,000

Salaries and Expenses, National Labor Relations Board (National Defense)—

Salaries and expenses (national defense): For all expenses necessary to enable the National Labor Relations Board to perform the duties authorized by law in connection with disputes involving labor in industries under the national defense program, including personal services in the District of Columbia and elsewhere, and other items otherwise properly chargeable to appropriations of the National Labor Relations Board for miscellaneous expenses and

**NATIONAL LABOR RELATIONS BOARD—Continued**

**Salaries and Expenses, National Labor Relations Board (National Defense)—Continued**  
 printing and binding, \$473,000. (29 U. S. C. 151-166; Act of July 3, 1945, Public Law 124.)

Appropriated 1946, \$473,000

By objects	Obligations					
	Estimate, 1947		Estimate, 1946		Actual, 1945	
	Man-years	Total salary	Man-years	Total salary	Man-years	Total salary
<b>PERSONAL SERVICES, DEPARTMENTAL</b>						
Clerical, administrative, and fiscal service:						
Grade 3. Range \$1,902 to \$2,298.....			3.9	\$7,418	3.8	\$6,165
Grade 2. Range \$1,704 to \$2,100.....			2.3	3,919	2.2	3,192
Professional service:						
Grade 6. Range \$6,230 to \$7,070:						
Trial examiner.....			5.9	36,757	5.8	32,582
Grade 5. Range \$5,180 to \$6,020:						
Trial examiner.....			3.6	19,188	3	13,783
Grade 4. Range \$4,300 to \$5,180:						
Attorney.....			2.6	11,180	2	7,600
Grade 3. Range \$3,640 to \$4,300:						
Attorney.....			1.1	4,004	1	3,187
Total permanent, departmental.....			19.4	82,466	17.8	66,509
Overtime pay, departmental.....				1,279		9,692
All personal services, departmental.....			19.4	83,745	17.8	76,201
<b>PERSONAL SERVICES, FIELD</b>						
Clerical, administrative, and fiscal service:						
Grade 11. Range \$4,300 to \$5,180:						
Field examiner.....			8.3	36,419	8	30,400
Grade 9. Range \$3,640 to \$4,300:						
Field examiner.....			21.6	78,624	21.2	67,840
Grade 7. Range \$2,980 to \$3,640:						
Field examiner.....			12.9	38,442	12.5	32,428
Grade 5. Range \$2,320 to \$2,980:						
Field examiner.....			5.1	11,832	4.9	9,736
Grade 3. Range \$1,902 to \$2,298:						
Field examiner.....			12.4	23,584	12	19,440
Grade 2. Range \$1,704 to \$2,100:						
Field examiner.....			17.7	30,160	17.2	24,763
Professional service:						
Grade 4. Range \$4,300 to \$5,180:						
Field attorney.....			10.5	45,150	10.2	38,760
Grade 3. Range \$3,640 to \$4,300:						
Field attorney.....			3.3	12,012	3.2	10,240
Total permanent, field.....			91.8	276,223	89.2	233,607
Overtime pay, field.....				6,700		44,652
All personal services, field.....			91.8	282,923	89.2	278,259
01 Personal services (net).....			111.2	366,668	107	354,460
<b>OTHER OBLIGATIONS</b>						
02 Travel.....				32,700		75,016
03 Transportation of things.....				1,650		3,781
04 Communication services.....				22,400		26,327
05 Rents and utility services.....				65,500		64,058
07 Other contractual services.....				34,500		73,042
08 Supplies and materials.....				6,000		93
09 Equipment.....				1,250		105
Total other obligations.....				164,000		242,422
Grand total obligations.....				530,668		596,882
Excess of obligations over appropriation due to Public Law 106.....				-57,668		
Estimated savings, unobligated balance.....						3,118
Total estimate or appropriation.....				473,000		600,000

[No part of the funds appropriated in this title shall be used in any way in connection with a complaint case arising over an agreement, or a renewal thereof, between management and labor which has been in existence for three months or longer without complaint being filed by an employee or employees of such plant: *Provided*, That, hereafter, notice of such agreement or a renewal thereof shall have been posted in the plant affected for said period of three months, said notice containing information as to the location at an accessible place of such agreement where said agreement shall be open for inspection by any interested person; *Provided further*, That these limitations shall not apply to agreements with labor organizations formed in violation of section 158, paragraph 2, title 29, United States Code.] (Act of July 3, 1945, Public Law 124.)

**Salaries and Expenses, National Labor Relations Board, War Labor Disputes Act—**

[Salaries and expenses: For all expenses necessary to enable the National Labor Relations Board to perform the duties imposed upon it by the War Labor Disputes Act (50 U. S. C. App. 1501 (1)), including personal services in the District of Columbia and else-

where, and other items otherwise properly chargeable to appropriations of the National Labor Relations Board for miscellaneous expenses and printing and binding, \$192,500.]

[Salaries and expenses: For an additional amount, fiscal year 1946, for "Salaries and expenses, National Labor Relations Board, War Labor Disputes Act", including the objects specified under the appropriation for this purpose in the National Labor Relations Board Appropriation Act, 1946, \$300,000, for reimbursement to the appropriations "Salaries" and "Miscellaneous expenses", National Labor Relations Board, fiscal year 1946.] (29 U. S. C. 151-166; Act of July 3, 1945, Public Law 124; Act of Dec. 28, 1945, Public Law 269.)

Appropriated 1946, \$492,500

By objects	Obligations						
	Estimate, 1947		Estimate, 1946		Actual, 1945		
	Man-years	Total salary	Man-years	Total salary	Man-years	Total salary	
<b>PERSONAL SERVICES, DEPARTMENTAL</b>							
Clerical, administrative, and fiscal service:							
Grade 5. Range \$2,320 to \$2,980.....				1.8	\$4,286	0.6	\$1,244
Grade 3. Range \$1,902 to \$2,298.....				2.3	4,839	1.7	2,754
Grade 2. Range \$1,704 to \$2,100.....				2.5	4,452	1.2	1,788
Professional service:							
Grade 5. Range \$5,180 to \$6,020:							
Attorney.....				1.3	6,734	1	4,600
Grade 4. Range \$4,300 to \$5,180:							
Attorney.....				1.3	5,590	1	3,729
Grade 3. Range \$3,640 to \$4,300:							
Attorney.....				3.1	11,284	2.3	7,435
Total permanent, departmental.....				12.3	37,185	7.8	21,550
Overtime pay, departmental.....					352		3,769
All personal services, departmental.....				12.3	37,537	7.8	25,319
<b>PERSONAL SERVICES, FIELD</b>							
Clerical, administrative, and fiscal service:							
Grade 11. Range \$4,300 to \$5,180:							
Field examiner.....				6.3	30,191	4.7	17,860
Grade 9. Range \$3,640 to \$4,300:							
Field examiner.....				20.1	73,164	15.1	49,175
Grade 5. Range \$2,320 to \$2,980:							
Field examiner.....				1.2	3,048	0.9	1,854
Grade 3. Range \$1,902 to \$2,298:							
Field examiner.....				15.9	30,777	11.9	19,494
Total permanent, field.....				43.5	137,180	32.6	88,383
Overtime pay, field.....					2,331		18,096
All personal services, field.....				43.5	139,511	32.6	106,479
01 Personal services (net).....				55.8	177,048	40.4	131,798
<b>OTHER OBLIGATIONS</b>							
02 Travel.....					31,200		70,870
03 Transportation of things.....					1,300		1,512
04 Communication services.....					6,500		16,190
06 Printing and binding.....					1,100		2,618
08 Supplies and materials.....					1,900		268
09 Equipment.....					1,000		12
Total other obligations.....					43,000		91,470
Grand total obligations.....					220,048		223,268
Transferred to—							
"Salaries, National Labor Relations Board".....					+116,800		
"Miscellaneous expenses, National Labor Relations Board".....					+183,200		
Net total obligations.....					520,048		223,268
Excess of obligations over appropriation due to Public Law 106.....					-27,548		
Estimated savings, unobligated balance.....							1,732
Total estimate or appropriation.....					492,500		225,000

**Claims, Judgments, and Private Relief Acts—**

13 Refunds, awards, and indemnities: Obligations—1945, \$1.44.

Total, National Labor Relations Board, annual appropriations, general account:

Estimate 1947, \$4,746,900      Appropriated 1946, \$3,901,930

**NATIONAL MEDIATION BOARD**

**Salaries and Expenses, National Mediation Board—**

Salaries and expenses: For three members of the Board, and for other authorized expenditures of the National Mediation Board in performing the duties imposed by law, including contract stenographic reporting services; supplies and equipment; not to exceed \$200 for books of reference, and periodicals, [\$243,300] \$331,700,



of which amount not to exceed **[\$176,950]** \$246,500 may be expended for personal services in the District of Columbia. (45 U. S. C. 154; Act of July 3, 1945, Public Law 124.)

Estimate 1947, **\$331,700** Appropriated 1946, **\$243,300**

By objects	Obligations					
	Estimate, 1947		Estimate, 1946		Actual, 1945	
	Man-years	Total salary	Man-years	Total salary	Man-years	Total salary
<b>PERSONAL SERVICES, DEPARTMENTAL</b>						
Clerical, administrative, and fiscal service. Grade 16. In excess of \$9,500:						
Members of Board.....	3	\$30,000	3	\$30,000	2 8	\$28,416
Grade 14. Range \$7,175 to \$8,225:						
Secretary.....	1	8,225	1	8,225	1	7,500
Mediator.....	5	36,604	3	22,315	3	20,250
Grade 13. Range \$6,230 to \$7,070:						
Chief technical and statistical division.....			1	6,440	1	5,600
Mediator.....	6	38,450	5	31,990	4 5	25,420
Grade 12. Range \$5,180 to \$6,020:						
Assistant secretary.....	1	5,600	1	5,390	1	4,800
Mediator.....	7	36,880	5	26,110	1	4,800
Grade 11. Range \$4,300 to \$5,180:						
Mediator.....	11	47,300	7	30,560	7	26,540
Grade 7. Range \$2,980 to \$3,640.....	5	15,800	6	18,870	4 1	10,613
Grade 6. Range \$2,650 to \$3,510.....	1	2,650	1	2,650	1	2,600
Grade 5. Range \$2,320 to \$2,980.....	7	16,000	3	7,610	1 8	3,737
Grade 3. Range \$1,902 to \$2,298.....	1	2,030	1	2,030	1	1,687
Grade 2. Range \$1,704 to \$2,100.....	2	3,840	2	3,892	1 9	2,785
Total permanent, departmental.....	50	244,419	39	195,992	31 1	144,748
Overtime pay, departmental.....				2,266		13,125
01 Personal services (net).....	50	244,419	39	198,258	31 1	157,873
<b>OTHER OBLIGATIONS</b>						
02 Travel.....		74,316		54,827		44,876
03 Transportation of things.....		15		15		15
04 Communication services.....		9,000		7,500		7,308
07 Other contractual services.....		650		650		245
08 Supplies and materials.....		2,500		1,250		1,850
09 Equipment.....		800		400		1,222
Total other obligations.....		87,281		64,642		55,516
Grand total obligations.....		331,700		262,900		213,359
Excess of obligations over appropriation due to Public Law 106.....				-19,600		
Estimated savings, unobligated balance.....						1,011
Total estimate or appropriation.....		331,700		243,300		214,400
<b>BY PROJECTS OR FUNCTIONS</b>						
1. Members.....		\$39,490		\$39,270		\$33,916
2. Office administration.....		50,850		48,489		38,262
3. Mediation.....		241,360		172,875		128,086
4. Overtime.....				2,266		13,125
Grand total obligations.....		331,700		262,900		213,359
Adjustments (see objects schedule for detail).....				-19,600		+1,011
Total estimate or appropriation.....		331,700		243,300		214,400

**Penalty Mail Costs, National Mediation Board and the National Railroad Adjustment Board—**

Penalty mail costs: For deposit in the general fund of the Treasury for cost of penalty mail of the National Mediation Board and the National Railroad Adjustment Board as required by section 2 of the Act of June 28, 1944 (Public Law 364), \$700. (Act of July 3, 1945, Public Law 124.)

Estimate 1947, **\$700** Appropriated 1946, **\$700**

By objects	Obligations		
	Estimate, 1947	Estimate, 1946	Actual, 1945
04 Payment for penalty mail.....	\$700	\$700	\$500
Estimated savings, unobligated balance.....			157
Total estimate or appropriation.....	700	700	717

**Salaries and Expenses, Emergency Panels, Etc., National Mediation Board—**

Transferred to "Arbitration, emergency, and emergency panel boards, National Mediation Board": 1945, \$65,000.

**Arbitration and Emergency Boards, National Mediation Board—**

Transferred to "Arbitration, emergency, and emergency panel boards, National Mediation Board": 1945, \$85,000.

**Arbitration, Emergency, and Emergency Panel Boards, National Mediation Board—**

Arbitration, emergency, and emergency panel boards: For necessary expenses of arbitration boards established under section 7 of the Railway Labor Act (45 U. S. C. 157), emergency boards appointed by the President pursuant to section 10 of said Act (45 U. S. C. 160), and boards appointed from the National Railway Labor Panel under Executive Order 9172, including compensation of members and employees of such boards in the District of Columbia and elsewhere; personal services in the District of Columbia to enable the Chairman of the Railway Labor Panel to perform his functions under Executive Order 9299; necessary transportation expenses of Board members to and from their homes or regular places of business, and \$6 per diem in lieu of subsistence on such days as they are actually engaged in performance of the duties of said boards; printing and binding of awards and proceedings and testimony relating thereto; contract stenographic reporting services; rent of quarters when suitable quarters cannot be supplied in any Federal building, **[\$100,000]**, \$110,000. (45 U. S. C. 154; Act of July 3, 1945, Public Law 124; Act of Dec. 28, 1945, Public Law 269.)

Estimate 1947, **\$110,000** Appropriated 1946, **\$123,900**

\* Includes \$23,900 appropriated in the First Deficiency Appropriation Act, 1946.

By objects	Obligations					
	Estimate, 1947		Estimate, 1946		Actual, 1945	
	Man-years	Total salary	Man-years	Total salary	Man-years	Total salary
<b>PERSONAL SERVICES, DEPARTMENTAL</b>						
Clerical, administrative, and fiscal service:						
Grade 4. Range \$2,100 to \$2,496.....	1	\$2,166	2	\$4,266	2 1	\$3,887
Professional service:						
Grade 6. Range \$6,230 to \$7,070:						
Economist.....			1	6,230	1	5,600
Grade 5. Range \$5,180 to \$6,020:						
Labor economist.....	1	5,390	1	5,390	1	4,600
Total permanent, departmental.....	2	7,556	4	15,886	4 1	14,087
Overtime pay, departmental.....				200		1,530
All personal services, departmental.....	2	7,556	4	16,086	4 1	15,617
<b>PERSONAL SERVICES, FIELD</b>						
Members.....	4 2	76,250	4 5	81,000	5 5	98,581
01 Personal services (net).....	6 2	83,806	8 5	97,086	9 6	114,198
<b>OTHER OBLIGATIONS</b>						
02 Travel.....		11,680		16,460		15,792
05 Rents and utility services.....		744		2,500		1,312
06 Printing and binding.....		2,500		2,000		2,480
07 Other contractual services.....		11,270		5,854		17,502
Total other obligations.....		26,194		26,814		37,086
Grand total obligations.....		110,000		123,900		151,284
Reappropriation of prior year balance for 1945.....						-10,012
Received by transfer from:						
"Salaries and expenses, emergency panels, etc., National Mediation Board".....						-65,000
"Arbitration and emergency boards, National Mediation Board".....						-85,000
Estimated savings, unobligated balance.....						8,728
Total estimate or appropriation.....		110,000		123,900		

**Printing and Binding, National Mediation Board—**

Printing and binding: For all printing and binding for the National Mediation Board, **[\$2,500]** \$3,500. (45 U. S. C. 154; Act of July 3, 1945, Public Law 124.)

Estimate 1947, **\$3,500** Appropriated 1946, **\$2,500**

06 Printing and binding. Obligations—1947, \$3,500; 1946, \$2,500; 1945, \$2,500.

**NATIONAL RAILROAD ADJUSTMENT BOARD**

**Salaries and Expenses, National Railroad Adjustment Board, National Mediation Board—**

Salaries and expenses: For authorized expenditures of the National Railroad Adjustment Board, in performing the duties imposed by law, including contract stenographic reporting services and supplies and equipment, **[\$252,400]** \$281,400, of which \$65,000 shall be available only for compensation not in excess of \$50 per day and expenses of referees, and not more than **[\$123,680]** \$150,000 for other personal services. (45 U. S. C. 154; Act of July 3, 1945, Public Law 124.)

Estimate 1947, **\$281,400** Appropriated 1946, **\$252,400**









By objects	Obligations		
	Estimate, 1947	Estimate, 1946	Actual, 1945
<b>OTHER OBLIGATIONS</b>			
Offices of the Board	\$13,624	\$12,924	\$13,961
Offices of executive officer	16,298	13,708	7,307
Office of director of personnel	5,746	5,486	4,786
Office of director of finance	4,777	4,077	3,713
Office of supply and service	22,077	22,086	20,139
Office of general counsel	8,281	6,815	4,975
Office of general auditor	6,753	3,153	963
Office of director of research	8,517	6,497	6,251
Bureau of employment and claims	976,449	902,349	740,510
Bureau of wage and service records	57,594	58,051	63,218
Printing and binding	25,017	25,320	22,501
Total other obligations	1,133,043	1,090,466	888,125
Grand total obligations	4,213,755	3,998,363	3,580,633
Transferred to—			
"Salaries and expenses, Office of Treasurer of United States"	+2,554	+1,850	-----
"Salaries and expenses, Division of Disbursement," Treasury Department	+57,208	+45,720	+4,873
"Printing and binding, Office of Treasurer of United States"	+300	+300	-----
"Printing and binding, Division of Disbursement," Treasury Department	+1,225	+884	+58
Net total obligations	4,275,099	4,047,117	3,585,614
Transferred to "Unemployment trust fund," Treasury Department	+7,952,730	+9,617,970	+8,548,213
Prior year balance available in 1945	-----	-----	-14,952,720
1945 balance available in 1946	-----	-15,617,457	+15,617,457
1946 balance available in 1947	-13,952,370	+13,952,370	-----
Unobligated balance	11,724,901	-----	-----
Total estimate or appropriation	10,000,000	12,000,000	13,198,764

**Fund for Acquisition of Service Data (58 Stat. 623), Railroad Retirement Board—**

By objects	Obligations		
	Estimate, 1947	Estimate, 1946	Actual, 1945
Payments to covered employers	-----	-----	\$78,492
Prior year balance available in 1945	-----	-----	-309,000
Estimated savings, unobligated balance to be transferred to the Railroad retirement account (trust fund)	-----	-----	230,508
Total appropriation	-----	-----	-----

Total, Railroad Retirement Board, general and special accounts:

Estimate 1947, \$310,998,800      Appropriated 1946, \$305,135,000  
 Revised 1946, \$306,135,000

Trust account:

**Railroad Retirement Account (Trust Fund)—**

By authority of Act of June 24, 1937, and Public Resolution of July 1, 1937, there was established a "Railroad Retirement Account" into which all funds appropriated for annuity and pension payments, together with interest from investments, would be credited and available until expended and the provision made that such amounts not necessary for immediate expenditure would be invested by the Secretary of the Treasury in accordance with the provisions of the Railroad Retirement Act of June 24, 1937. (45 U. S. C. 228a-228r.)

Estimate 1947, \$254,910,200      Appropriated 1946, \$260,232,000  
 Revised 1946, \$379,124,800

- \* Includes \$220,895,200 transferred from "Railroad retirement appropriated account" (general account) and \$24,015,000 interest on investments.
- † Includes \$241,232,000 transferred from "Railroad retirement appropriated account" (general account) and \$19,000,000 interest on investments.
- ‡ Includes \$369,250,800 transferred from "Railroad retirement appropriated account" (general account) and \$19,874,000 interest on investments.

By objects	Obligations		
	Estimate, 1947	Estimate, 1946	Actual, 1945
12 Pensions, annuities, and insurance losses	\$176,000,000	\$161,000,000	\$142,527,642
16 Investments and loans	79,000,000	218,000,000	182,000,000
Total obligations	255,000,000	379,000,000	324,527,642
Return of unobligated balance of fund for acquisition of service data in accordance with Public Law 376, 78th Cong.	-----	-----	-230,508
Prior year funds available in 1945	-----	-----	-2,665,313
1945 funds available in 1946	-----	-2,455,672	+2,455,672
1946 funds available in 1947	-2,580,472	+2,580,472	-----
Net total obligations	252,419,528	379,124,800	324,057,493
Estimated unobligated balance	2,490,672	-----	-----
Total estimate or appropriation	254,910,200	379,124,800	324,057,493

Statement of proposed expenditures for purchase, maintenance, repair, and operation of passenger-carrying vehicles for the fiscal year ending June 30, 1947

**RAILROAD RETIREMENT BOARD**

Appropriation	Vehicles (motor unless otherwise indicated) to be purchased		Old vehicles to be exchanged		Net cost of vehicles to be purchased	Old vehicles still to be used	Total maintenance, repair, and operation, all vehicles	Public purpose and users
	Number	Gross cost	Number	Allowance (estimated)				
Miscellaneous expenses, Railroad Retirement Board	-----	-----	-----	-----	-----	1	\$700	Cars to be used by Board members and officials for necessary travel in Chicago, Ill., and elsewhere as required in the proper administration of the business of the Board. Do.
Railroad unemployment insurance administration fund	-----	-----	-----	-----	-----	1	700	
Total	-----	-----	-----	-----	-----	2	1,400	

**SECURITIES AND EXCHANGE COMMISSION**

**Salaries and Expenses, Securities and Exchange Commission—**

Salaries and expenses: For salaries and expenses, including personal services in the District of Columbia, of the Securities and Exchange Commission in performing the duties imposed by law or in pursuance of law, including employment of experts when necessary; contract stenographic reporting services; purchase and exchange of lawbooks, books of reference, directories, and periodicals; not to exceed \$1,000 for the purchase of newspapers; travel expenses; garage rental; foreign postage; mileage and witness fees; rental of equipment; purchase (not to exceed \$1,500), operation, maintenance, and repair of one motor-propelled passenger-carrying vehicle; not to exceed \$13,500 for deposit in the general fund of the Treasury for cost of penalty mail as required by section 2 of the Act of June 28, 1944 (Public Law 364); and purchase of rubber gloves; \$4,100,000 \$5,186,000: Provided, That the Securities and Exchange Commission is hereby authorized to establish from time to time hereafter

a schedule or schedules of reasonable fees or charges, based as near as practicable upon the cost to the Government of the preparation and issuance thereof, for any publications furnished by the Commission to, for, or on behalf of individuals, corporations, associations, or others, at their request, except those furnished to the Government of the United States, its Territories or possessions, and the governments of the several States and the District of Columbia: Provided further, That all charges or fees authorized hereby shall be collected by the Commission from the aforesaid individuals, corporations, associations, or others, and the proceeds thereof shall be covered into the Treasury of the United States as miscellaneous receipts: Provided further, That such publications shall not be sold by any agency of the Government except in accordance with the foregoing. (15 U. S. C. 77a-77bbb, 78a-78jj, 79-79z-6, 80a1-80a52, 80b1-80b21; 11 U. S. C. 501-676; Act of May 3, 1945, Public Law 49; Act of Dec. 28, 1945, Public Law 269.)

Estimate 1947, \$5,186,000      Appropriated 1946, \$4,266,200

- \* Includes \$166,200 appropriated in the First Deficiency Appropriation Act, 1946.

SECURITIES AND EXCHANGE COMMISSION—Continued  
Salaries and Expenses, Securities and Exchange Commission—Continued

By objects	Obligations					
	Estimate, 1947		Estimate, 1946		Actual, 1945	
	Man-years	Total salary	Man-years	Total salary	Man-years	Total salary
<b>PERSONAL SERVICES, DEPARTMENTAL</b>						
<b>Expert:</b>						
Range \$8,750 to \$10,000:						
Commissioner	5	\$50,000	5	\$50,000	4	\$49,524
The assistant to the chairman					0	\$ 7,083
Division director	3	29,490	3	29,400	3	27,000
Associate division director	1	9,275	1	9,275	1	8,125
Assistant division director					1	8,000
Solicitor	1	9,800	1	9,800	1	9,000
Chief accountant	1	9,800	1	9,800	1	9,000
Range \$7,175 to \$8,225:						
Special assistant to the Commission	1	8,225	1	8,225	1	7,500
Assistant division director	10	81,725	10	81,725	10	74,963
Assistant to division director	1	7,175	1	7,175	0	7,487
Technical consultant	1	7,437	1	7,437	1	6,562
Assistant general counsel	1	7,175	1	7,175	1	6,500
Counsel	5	39,550	5	39,550	5	39,633
Assistant solicitor	2	16,450	2	16,450	2	16,177
Executive assistant	1	8,225	1	8,225	0	8,094
Special assistant	1	7,175	1	7,175	0	8,533
Assistant chief accountant	3	23,362	3	23,362	3	26,812
Range \$6,230 to \$7,070:						
Section chief	20		18		18	
Supervisor	3	137,410	3	124,950		115,667
Corporation analyst	2	19,110	3	19,110	2	16,587
Utilities financial analyst	2	12,460	2	12,460	1	8,017
Financial analyst	4	25,340	2	12,880	2	11,300
Accountant analyst	1	6,440	1	6,440	1	5,750
Consultant	6	37,800	6	37,800	5	30,391
Engineer	1	6,440	1	6,440	1	5,600
Examiner					0	3,183
Financial statistician					0	5,300
Counsel	1	6,230	1	6,230		
Range \$5,180 to \$6,020:						
Supervisor	2	10,990	2	10,990	2	8,143
Corporation analyst	22	120,680	22	120,680	21	102,430
Securities regulation analyst	1	5,180	1	5,180	1	8,750
Security analyst	1	6,020	1	6,020	1	5,400
Financial analyst	1	5,810	1	5,810	0	3,342
Utilities financial analyst	12	67,830	10	57,470	12	62,480
Utilities engineer analyst	3	17,010	3	17,010	3	14,900
Accountant analyst	4	23,070	4	23,070	4	20,567
Utilities accountant analyst	18	102,690	16	92,330	16	83,502
Petroleum engineer	1	5,600	1	5,600	1	4,908
Petroleum geologist	1	5,390	1	5,390	1	4,675
Financial statistician					0	1,383
Securities investigator	2	10,360	2	10,360	1	7,325
Examiner	10	65,748	1	6,020		
Accountant	2	10,360				
Research accountant	8	43,350	6	32,970	6	29,000
Range \$4,300 to \$5,180:						
Supervisor	1	4,740	1	4,740	1	4,100
Registrar	1	4,300	1	4,300	1	3,750
Corporation analyst	16	71,660	16	71,660	11	45,989
Analyst	1	4,300	1	4,300	0	8,296
Security information analyst	3	14,000	3	14,000	2	10,967
Utilities financial analyst	9	43,450	7	30,980	4	19,210
Regulation analyst	1	4,520	1	4,520	1	4,600
Utilities accountant	7	31,200	7	31,200	3	12,955
Securities investigator	3	13,780	3	13,780	3	13,633
Accountant	1	4,300	1	4,300	0	3,242
Examiner	9	41,280				
Accountant examiner					0	2,692
Range \$3,640 to \$4,300:						
Securities information analyst	1	3,970	1	3,970	1	4,000
Securities analyst	1	3,970	1	3,970	1	3,400
Trading inspector	3	10,920	3	10,920	1	5,194
Securities investigator					0	2,429
Research accountant	1	3,750	1	3,750	1	3,200
<b>Clerical, administrative, and fiscal service—Continued</b>						
Grade 13. Range \$6,230 to \$7,070:						
Division director	1	6,650	1	6,650	1	5,900
Grade 12. Range \$5,180 to \$6,020:						
Secretary of the Commission	1	5,600	1	5,600	1	4,900
Director of personnel	1	5,600	1	5,600	1	4,900
Assistant division director	1	5,600	1	5,600	1	4,900
Accountant	2	10,360				
Grade 11. Range \$4,300 to \$5,180:						
Assistant director of personnel	1	4,740	1	4,740	1	4,000
Accountant	11	48,400	8	35,280	6	23,911
Grade 10. Range \$3,970 to \$4,630:						
Accountant	1	3,970	1	3,970	1	5,404
Grade 9. Range \$3,640 to \$4,300:						
Assistant to the secretary	1	3,640	1	3,640	0	2,687
Chief of section	3	11,470	3	11,360	2	9,536
Financial examiner	2	7,555	2	7,500	1	3,262
Accountant	9	36,222	5	18,290	4	15,314
Accountant examiner	1	3,640	1	3,640	0	2,808
Assistant to division director	1	3,970	1	3,970	1	3,400
Personnel assistant	1	3,640	1	3,640	0	4,242
Grade 8. Range \$3,310 to \$3,970:						
Grade 7. Range \$2,980 to \$3,640:						
Grade 6. Range \$2,650 to \$3,310:						
Grade 5. Range \$2,320 to \$2,980:						
Grade 4. Range \$2,100 to \$2,496:						
		234,622		196,690		149,302

By objects	Obligations					
	Estimate, 1947		Estimate, 1946		Actual, 1945	
	Man-years	Total salary	Man-years	Total salary	Man-years	Total salary
<b>PERSONAL SERVICES, DEPARTMENTAL—COD.</b>						
<b>Clerical, administrative, and fiscal service—Continued</b>						
Grade 3. Range \$1,902 to \$2,298	218	\$437,641	197	\$391,787	199	\$333,750
Grade 2. Range \$1,704 to \$2,100	117	206,000	114	197,678	109	159,827
Grade 1. Range \$1,506 to \$1,902	11	16,940	11	16,830	10	13,328
<b>Professional service:</b>						
Grade 7. Range \$7,175 to \$8,225:						
Special assistant	1	7,175	1	7,175	0	5,927
Head opinion writer					0	2,146
Grade 6. Range \$6,230 to \$7,070:						
Chief of section	1	6,230	1	6,230	1	8,250
Supervisor	1	6,230	1	6,230	0	1,700
Foreign utilities analyst	1	6,230	1	6,230	0	2,183
Utilities engineer	3	19,320	3	19,320	3	17,000
Mining engineer	1	6,440	1	6,440	1	5,700
Trial examiner	2	12,460	2	12,460		
Financial statistician	1	6,440	1	6,440	1	5,600
Attorney	26	167,300	19	123,410	20	120,291
Assistant head opinion writer					0	2,167
Grade 5. Range \$5,180 to \$6,020:						
Utilities engineer	2	11,200	2	11,200	1	7,317
Petroleum engineer					0	2,767
Trial examiner	5	27,790	5	27,790	7	34,299
Financial statistician	1	5,180				
Attorney	30	163,652	22	116,690	21	100,505
Assistant to Commissioner	1	5,180	1	5,180	0	1,580
Grade 4. Range \$4,300 to \$5,180:						
Utilities engineer					0	2,217
Financial examiner	1	4,520	1	4,520	1	3,800
Financial statistician	3	12,900	3	12,900	1	6,967
Attorney	33	148,460	28	122,600	28	108,058
Legal assistant					0	9,325
Analyst	5	25,750				
Grade 3. Range \$3,640 to \$4,300:						
Business economist	6	22,280	6	22,170	6	21,321
Analyst	3	10,920				
Financial analyst	1	3,860	1	3,860	1	3,350
Financial statistician	6	25,258	6	22,170	6	19,607
Attorney	12	47,732	10	36,730	11	38,132
Librarian					0	1,116
Grade 2. Range \$2,980 to \$3,640:						
Grade 1. Range \$2,320 to \$2,980:						
Subprofessional service:						
Grade 5. Range \$2,100 to \$2,496:						
Grade 4. Range \$1,902 to \$2,298:						
Crafts, protective, and custodial service:						
Grade 6. Range \$2,166 to \$2,562:						
Grade 5. Range \$1,968 to \$2,364:						
Grade 3. Range \$1,572 to \$1,902:						
Grade 2. Range \$1,440 to \$1,770:						
Total permanent, departmental	993	4,350,308	862	2,943,548	840	2,538,719
Temporary employment, departmental	2	4,352	2	4,352	0	1,433
Overtime pay, departmental		10,000		46,458		399,522
All personal services, departmental	995	3,469,760	864	2,993,458	841	2,939,670
<b>PERSONAL SERVICES, FIELD</b>						
<b>Expert:</b>						
Range \$8,750 to \$10,000:						
Regional administrator	1	9,800	1	9,800	0	8,125
Range \$7,175 to \$8,225:						
Regional administrator	9	67,725	9	67,725	8	57,362
Assistant regional administrator	1	7,700	1	7,700	0	5,902
Special counsel	1	7,000	1	7,000	1	7,000
Attorney	2	14,350	2	14,350	1	10,983
Range \$6,230 to \$7,070:						
Regional administrator	2	13,090	2	13,090	0	3,825
Assistant regional administrator	1	6,230	1	6,230	2	11,400
Securities analyst	1	7,070	1	7,070	0	2,400
Financial analyst	1	6,230	1	6,230	1	7,070
Chief broker-dealer inspector	2	12,670	2	12,670	0	3,485
Chief securities investigator	1	6,230	1	6,230	1	7,948
Chief investigator, Exchange Act	1	6,860	1	6,860	0	4,258
Attorney	1	6,860	1	6,860	1	6,000
Range \$5,180 to \$6,020:						
Security analyst	1	5,390	1	5,390	2	10,965
Financial analyst	6	31,080	6	31,080	4	22,716
Chief broker-dealer inspector					0	1,517
Securities investigator	15	79,350	15	79,350	13	60,320
Range \$4,300 to \$5,180:						
Financial analyst	1	4,300	1	4,300	2	8,241
Securities investigator	46	208,470	46	208,470	44	175,605
Accountant examiner	1	4,300	1	4,300	0	3,108
Range \$3,640 to \$4,300:						
Financial analyst	2	7,280	2	7,280	1	4,729
Securities investigator	18	67,940	18	67,940	19	63,169
<b>Clerical, administrative, and fiscal service:</b>						
Grade 11. Range \$4,300 to \$5,180:						
Securities						

By objects	Obligations		
	Estimate, 1947	Estimate, 1946	Actual, 1945
<b>PERSONAL SERVICES, FIELD—continued</b>			
Clerical, administrative, and fiscal service—Continued	Man- Total years salary	Man- Total years salary	Man- Total years salary
Grade 4. Range \$2,100 to \$2,496	21 \$48,800	21 \$46,872	18.6 \$35,483
Grade 3. Range \$1,902 to \$2,298	54 114,461	54 111,420	53.9 93,435
Grade 2. Range \$1,704 to \$2,100	25 46,227	25 44,580	26.1 38,602
Grade 1. Range \$1,506 to \$1,902	2 3,045	2 3,012	1.7 2,202
Professional service:			
Grade 7. Range \$7,175 to \$8,225:			
Technical adviser	1 7,175	1 7,175	0.1 734
Grade 6. Range \$6,230 to \$7,070:			
Attorney	9 57,456	9 57,120	8.1 46,377
Grade 5. Range \$5,180 to \$6,020:			
Trial examiner	2 11,200	2 11,200	2 9,780
Attorney	19.8	16	17
	105,894	85,400	80,425
Grade 4. Range \$4,300 to \$5,180:			
Attorney	20 88,566	20 87,760	18.7 72,679
Grade 3. Range \$3,640 to \$4,300:			
Attorney	14 53,064	14 52,500	12.8 41,801
Grade 2. Range \$2,980 to \$3,640	3 9,256	3 9,160	3.7 10,078
Grade 1. Range \$2,320 to \$2,980	1 2,430	1 2,430	0.2 500
Crafts, protective, and custodial service:			
Grade 2. Range \$1,440 to \$1,770	4 5,826	4 5,826	3.4 4,088
Total permanent, field	311.8	300	288.6
Overtime pay, field	1,208,740 5,000	1,144,900 19,536	959,013 150,658
All personal services, field	311.8 1,213,740	300 1,164,436	288.6 1,109,671
01 Personal services (net)	1,307.6 4,683,500	1,164.4 4,157,894	1,130.4 4,049,341
<b>OTHER OBLIGATIONS</b>			
02 Travel	175,000	163,000	162,812
03 Transportation of things	5,500	5,500	5,096
04 Communication services	69,500	69,500	68,898
Payment for penalty mail	15,000	13,400	13,875
05 Rents and utility services	136,612	136,612	131,585
07 Other contractual services	20,888	20,888	17,852
08 Supplies and materials	80,000	80,000	79,943
09 Equipment	12,000	7,800	8,206
Total other obligations	514,500	496,800	478,297
Grand total obligations	5,198,000	4,654,694	4,527,548
Reimbursements for services performed	-12,000	-12,000	-17,735
Net total obligations	5,186,000	4,642,694	4,509,813
Excess of obligations over appropriation due to Public Law 106		-376,494	
Estimated savings, unobligated balance			141,891
Total estimate or appropriation	5,186,000	4,266,200	4,651,704
<b>BY PROJECTS OR FUNCTIONS</b>			
1. Public utilities division	\$938,082	\$827,304	\$724,599
2. Trading and exchange division	663,193	485,862	418,464
3. Corporation finance division	1,110,552	928,118	802,823
4. Offices of the solicitor and chief accountant	191,071	170,198	147,526
5. Staff activities	867,748	854,204	740,955
6. Regional offices	1,412,354	1,323,014	1,143,001
7. Overtime pay	15,000	65,994	550,180
Grand total obligations	5,198,000	4,654,694	4,527,548
Adjustments (see objects schedule for detail)	-12,000	-388,494	+124,156
Total estimate or appropriation	5,186,000	4,266,200	4,651,704

**Printing and Binding, Securities and Exchange Commission—**

For all printing and binding for the Securities and Exchange Commission, **[\$43,000] \$55,000.** (31 U. S. C. 588; Act of May 3, 1945, Public Law 49.)

Estimate 1947, \$55,000

Appropriated 1946, \$43,000

By objects	Obligations		
	Estimate, 1947	Estimate, 1946	Actual, 1945
06 Printing and binding	\$55,000	\$43,000	\$44,918
Estimated savings, unobligated balance			82
Total estimate or appropriation	55,000	43,000	45,000

**Working Fund, Securities and Exchange Commission (Advance From Foreign Economic Administration)—**

By objects	Obligations		
	Estimate, 1947	Estimate, 1946	Actual, 1945
<i>Special investigations incident to economic intelligence procurement work</i>			
<b>PERSONAL SERVICES, DEPARTMENTAL</b>	Man- Total years salary	Man- Total years salary	Man- Total years salary
Expert:			
Range \$8,750 to \$10,000:			
The assistant to the chairman			0.1 \$307
Range \$5,180 to \$6,020:			
Senior securities regulation analyst			0.4 2,338
Clerical, administrative, and fiscal service:			
Grade 5. Range \$2,320 to \$2,980			0.5 1,128
Grade 4. Range \$2,100 to \$2,496			0.1 110
Grade 3. Range \$1,902 to \$2,298			0.1 129
Grade 2. Range \$1,704 to \$2,100			0.1 164
Professional service:			
Grade 1. Range \$2,320 to \$2,980			0.1 167
Total permanent, departmental			1.4 4,334
Overtime pay, departmental			708
All personal services, departmental			1.4 5,042
<b>PERSONAL SERVICES, FIELD</b>			
Expert:			
Range \$8,750 to \$10,000:			
Regional administrator			0.1 \$75
Range \$7,175 to \$8,225:			
Assistant regional administrator			0.2 1,244
Attorney			0.2 1,056
Range \$6,230 to \$7,070:			
Chief broker-dealer inspector			0.1 365
Chief investigator, Securities Act			0.3 1,960
Range \$5,180 to \$6,020:			
Securities investigator	4	\$21,350	2.1 10,707
Chief investigator, Securities Act			0.1 148
Range \$4,300 to \$5,180:			
Securities investigator	2.3	9,800	2 8,341
Range \$3,640 to \$4,300:			
Securities investigator	0.2	794	0.2 506
Clerical, administrative, and fiscal service:			
Grade 4. Range \$2,100 to \$2,496			0.5 1,215
Grade 3. Range \$1,902 to \$2,298			1 2,232
Grade 2. Range \$1,704 to \$2,100			0.6 1,062
Grade 1. Range \$1,506 to \$1,902			0.7 1,088
Professional service:			
Grade 7. Range \$7,175 to \$8,225:			
Technical adviser			0.1 108
Grade 6. Range \$6,230 to \$7,070:			
Attorney	0.8	4,984	0.6 3,158
Grade 5. Range \$5,180 to \$6,020:			
Attorney	0.4	2,072	0.4 1,802
Grade 4. Range \$4,300 to \$5,180:			
Attorney	0.2	860	0.2 770
Total permanent, field	10	44,459	9.6 36,620
Overtime pay, field		2,960	5,525
All personal services, field	10	47,419	9.6 42,145
01 Personal services (net)	10	47,419	11 47,187
<b>OTHER OBLIGATIONS</b>			
02 Travel		8,000	7,642
04 Communication services		1,000	548
08 Supplies and materials		581	379
Total other obligations		9,581	8,569
Grand total obligations		57,000	55,756
1945 balance available in 1946		-94,244	+94,244
Advanced from Foreign Economic Administration			-150,000
Estimated savings, unobligated balance		37,244	
Total estimate or appropriation			

**Claims, Judgments, and Private Relief Acts—**

13 Refunds, awards, and indemnities: Obligations—1945 \$38,222:

Total, Securities and Exchange Commission, annual appropriations, general account:  
Estimate 1947, \$5,241,000      Appropriated 1946, \$4,309,200

**SECURITIES AND EXCHANGE COMMISSION—Continued**

Trust account:

**Unearned Fees, Securities and Exchange Commission--**

For the refundment of money paid to the Securities and Exchange Commission in excess of fees required by law (48 Stat. 78, 901, 904, 1232; 49 Stat. 834).

Estimate 1947, **\$12,000**

Appropriated 1946, **\$20,000**  
Revised 1946, **\$12,000**

By objects	Obligations		
	Estimate, 1947	Estimate, 1946	Actual, 1945
13 Refunds, awards, and indemnities....	\$12,000	\$22,062	\$10,516
Prior year funds available in 1945.....	-----	-----	-8,578
1945 funds available in 1946.....	-----	-10,062	+10,622
<b>Total estimate or appropriation.....</b>	<b>12,000</b>	<b>12,000</b>	<b>12,000</b>

Statement of proposed expenditures for purchase, maintenance, repair, and operation of passenger-carrying vehicles for the fiscal year ending June 30, 1947

**SECURITIES AND EXCHANGE COMMISSION**

Appropriation	Vehicles (motor unless otherwise indicated) to be purchased		Old vehicles to be exchanged		Net cost of vehicles to be purchased	Old vehicles still to be used	Total maintenance, repair, and operation, all vehicles	Public purpose and users
	Number	Gross cost	Number	Allowance (estimated)				
Salaries and expenses, Securities and Exchange Commission.	1	\$1,500	1	\$300	\$1,200	-----	\$240	General administrative use by supervising officials and other employees.

**SELECTIVE SERVICE SYSTEM**

NOTE.—Detailed schedules of obligations for the fiscal years 1945 and 1946 and any estimates of appropriation for the fiscal year 1947 for this agency will be transmitted to the Congress with the Military and Navy budgets in the spring of 1946 as heretofore. However, the summary financial statements include tentative estimates under the War Department (Military Establishment) for this agency for the fiscal year 1947.

**SMALLER WAR PLANTS CORPORATION**

NOTE.—Detailed schedules of obligations for the fiscal years 1945 and 1946 for this agency will be transmitted to the Congress with the Military and Navy budgets in the spring of 1946 as heretofore. The estimates for 1947 for the functions transferred to the Department of Commerce and the Reconstruction Finance Corporation by Executive Order 9665 will be included in the estimates for those agencies.

**SMITHSONIAN INSTITUTION**

**Salaries and Expenses, Smithsonian Institution—**

Salaries and expenses: For all salaries and expenses necessary for continuing preservation, exhibition, and increase of collections from the surveying and exploring expeditions of the Government and from other sources; for the system of international exchanges between the United States and foreign countries; for anthropological researches among the American Indians; and the natives of Hawaii and the excavation and preservation of archeological remains; for maintenance of the Astrophysical Observatory, including assistants, and making necessary observations in high altitudes; and for the administration of the National Collection of Fine Arts; including personal services in the District of Columbia; traveling expenses; not to exceed **[\$4,536] \$5,600** for deposit in the general fund of the Treasury for cost of penalty mail as required by section 2 of the Act of June 28, 1944 (Public Law 364); printing and binding, not exceeding \$88,500, of which not to exceed \$12,000 shall be available for printing the report of the American Historical Association; purchase, repair, and cleaning of uniforms for guards and elevator conductors; repairs and alterations of buildings and approaches; not exceeding \$5,500 for preparation of manuscripts, drawings, and illustrations for publications; and not exceeding \$6,500 for purchase of books, pamphlets, and periodicals; **[\$1,054,061] \$1,496,800.** (20 U. S. C. 41, 50, 61; 51 U. S. C. 588; 44 U. S. C. 139a; 14 Stat. 573; 25 Stat. 640; 26 Stat. 963; Act of May 3, 1945, Public Law 49; Act of Dec. 28, 1945, Public Law 269.)

Estimate 1947, **\$1,496,800**

Appropriated 1946, **\$1,101,061**

\* Includes \$47,000 appropriated in the First Deficiency Appropriation Act, 1946.

By objects	Obligations					
	Estimate, 1947		Estimate, 1946		Actual, 1945	
<b>PERSONAL SERVICES, DEPARTMENTAL—CON.</b>						
Clerical, administrative, and fiscal service—Continued	Man-years	Total salary	Man-years	Total salary	Man-years	Total salary
Grade 8. Range \$3,310 to \$3,970.....	2	\$6,730	1	\$3,361	0.5	\$1,386
Grade 7. Range \$2,980 to \$3,640.....	1	3,090	1	3,090	1.5	3,958
Grade 6. Range \$2,650 to \$3,310.....	10	31,120	9.5	29,633	8.1	22,621
Grade 5. Range \$2,320 to \$2,980.....	12.9	33,047	12.5	31,792	11.9	25,299
Grade 4. Range \$2,100 to \$2,496.....	23.3	53,198	22	50,216	21.1	40,620
Grade 3. Range \$1,902 to \$2,298.....	16.2	32,414	14.2	28,365	12.5	21,185
Grade 2. Range \$1,704 to \$2,100.....	9	16,392	6.5	11,868	5	7,439
Professional service:						
Grade 8. Range \$8,750 to \$9,800:						
Assistant secretary.....	2	18,550	2	18,550	1.3	11,000
Grade 7. Range \$7,175 to \$8,225:						
Associate director.....	-----	-----	-----	-----	0.7	5,437
Chief, Bureau of American Ethnology.	1	8,225	1	8,225	1	7,500
Director, National Collection of Fine Arts.....	0.8	5,915	-----	-----	-----	-----
Director, Astrophysical Observatory.....	1	7,175	1	7,175	0.2	1,130
Grade 6. Range \$6,230 to \$7,070:						
Chief scientist.....	5.8	39,059	5.8	38,737	5.6	32,708
Acting Director, National Collection of Fine Arts.....	0.2	1,260	0.2	1,260	0.2	1,300
Grade 5. Range \$5,180 to \$6,020:						
Assistant director, astrophysical research.....	-----	-----	-----	-----	0.8	4,500
Assistant director, radiation and organisms.....	1	5,810	1	5,810	1	5,000
Senior scientist.....	18.2	105,784	14.5	85,233	15	78,050
Senior astrophysicist.....	1	5,809	1	5,753	1	5,000
Senior anthropologist.....	5	27,580	5	27,523	4.4	21,356
Grade 4. Range \$4,300 to \$5,180:						
Scientist.....	12.8	58,263	10	45,978	9.8	38,426
Editor.....	1	4,960	1	4,900	1	4,200
Grade 3. Range \$3,640 to \$4,300:						
Associate scientist.....	17	64,920	8.5	33,177	8.6	28,934
Associate editor.....	1	4,080	1	4,050	1	3,475
Associate librarian.....	1	3,860	1	3,860	1	3,300
Grade 2. Range \$2,980 to \$3,640.....	13	41,711	13	41,358	11.6	31,547
Grade 1. Range \$2,320 to \$2,980.....	7.8	19,494	6	15,181	5.4	12,061
Subprofessional service:						
Grade 8. Range \$2,980 to \$3,640.....	1	3,200	1	3,170	1	2,675
Grade 7. Range \$2,650 to \$3,310.....	6	19,420	6	19,301	5.9	16,159
Grade 6. Range \$2,320 to \$2,980.....	16	42,402	15	39,639	14.9	34,076
Grade 5. Range \$2,100 to \$2,496.....	17.5	39,023	13	29,028	12.6	23,690
Grade 4. Range \$1,902 to \$2,298.....	6.8	13,394	5	9,878	5.2	8,600
Grade 3. Range \$1,704 to \$2,100.....	4.6	8,108	2.8	4,945	2.8	4,189
Grade 2. Range \$1,572 to \$1,968.....	2	3,540	2	3,540	2	2,880
Crafts, protective, and custodial service:						
Grade 10. Range \$2,980 to \$3,640.....	1	3,530	1	3,500	1	2,975
Grade 9. Range \$2,650 to \$3,310.....	2	5,740	2	5,655	2	5,025
Grade 8. Range \$2,540 to \$3,200.....	4	10,710	4	10,676	3.9	9,033
Grade 7. Range \$2,364 to \$2,750.....	24.4	60,358	22.5	55,677	21.3	44,873
Grade 6. Range \$2,166 to \$2,562.....	14	32,041	12	27,604	12	22,982
Grade 5. Range \$1,968 to \$2,364.....	9	18,588	8	16,531	7.7	13,341
Grade 4. Range \$1,770 to \$2,166.....	113.4	209,752	85.5	159,845	82.3	127,575
Grade 3. Range \$1,572 to \$1,968.....	24.6	42,221	16	28,399	15.5	22,435
Grade 2. Range \$1,440 to \$1,770.....	81.4	128,209	64	101,745	60	84,969
Grade 2. Junior laborer (charwoman at 83 and 78 cents per hour).....	6	6,421	6	6,421	6	6,440
<b>Total permanent, departmental.....</b>	<b>501.7</b>	<b>1,260,633</b>	<b>408</b>	<b>1,044,269</b>	<b>395.3</b>	<b>858,228</b>
Temporary employment, departmental.....	7	9,879	8	12,319	15.3	22,560
Part-time employment, departmental.....	0.5	692	0.5	692	0.1	72
Overtime pay, departmental.....	-----	3,884	-----	87,385	-----	170,373
Night-work differential, departmental.....	-----	8,991	-----	8,991	-----	-----
<b>01 Personal services (net).....</b>	<b>509.2</b>	<b>1,284,079</b>	<b>416.5</b>	<b>1,153,656</b>	<b>410.7</b>	<b>1,051,233</b>

By objects	Obligations					
	Estimate, 1947		Estimate, 1946		Actual, 1945	
<b>PERSONAL SERVICES, DEPARTMENTAL</b>						
Clerical, administrative, and fiscal service:	Man-years	Total salary	Man-years	Total salary	Man-years	Total salary
Grade 9. Range \$3,640 to \$4,300:						
Superintendent of buildings and labor.....	1	\$3,750	1	\$3,750	1	\$3,200
Chief of correspondence and documents.....	1	4,300	1	4,300	1	3,800
Chief, exchange service.....	1	3,640	0.5	1,820	-----	-----
Accountant and auditor.....	1	3,750	1	3,750	1	3,779





**SMITHSONIAN INSTITUTION—Continued**

**Working Fund, National Gallery of Art, Emergency Protection (Advance From Emergency Safeguarding of Public Buildings and Property, Public Buildings Administration, Federal Works Agency)—**

By objects	Obligations					
	Estimate, 1947		Estimate, 1946		Actual, 1945	
<i>For protection and care of certain works of art in specially prepared storage rooms</i>						
<b>PERSONAL SERVICES, DEPARTMENTAL</b>						
Crafts, protective, and custodial service:						
Grade 6. Range \$1,860 to \$2,220				0.6	\$1,149	
Grade 4. Range \$1,500 to \$1,860				2.4	3,409	
Total permanent, departmental				3	4,558	
Overtime pay, departmental					950	
01 Personal services (net)				3	5,488	
<b>OTHER OBLIGATIONS</b>						
02 Travel						1,208
03 Transportation of things						1,447
07 Other contractual services						1,151
08 Supplies and materials						22
Total other obligations						3,828
Grand total obligations						9,316
Advanced from Public Buildings Administration, Federal Works Agency						-11,102
Prior year balance available in 1945						-8,414
Estimated savings, unobligated balance						10,200
Total estimate or appropriation						

Total, Smithsonian Institution, annual appropriations, general account:

Estimate 1947, **\$2,280,800**                      Appropriated 1946, **\$1,684,268**

Permanent specific appropriations:

**Expenses of Smithsonian Institution, Interest Account—**

Interest on the trust fund of \$1,000,000 derived from the bequest of James Smithson and others to be used for the erection of buildings and expenses of the Smithsonian Institution. (20 U. S. C. 54, 55.)

Estimate 1947, **\$60,000**                                      Appropriated 1946, **\$60,000**

07 Other contractual services: Obligations—1947, \$60,000; 1946, \$60,000; 1945, \$60,000.

**Expenses of National Gallery of Art, Interest Account—**

Interest on the permanent loan of \$5,000,000. (Act of Apr. 10, 1943, Public Law 32.)

Estimate 1947, **\$200,000**                                      Appropriated 1946, **\$200,000**

07 Other contractual services: Obligations—1947, \$200,000; 1946, \$200,000; 1945, \$200,000.

Total, Smithsonian Institution, permanent specific appropriations:

Estimate 1947, **\$260,000**                                      Appropriated 1946, **\$260,000**

Total, Smithsonian Institution, general account:

Estimate 1947, **\$2,540,800**                                      Appropriated 1946, **\$1,944,268**

*Statement of proposed expenditures for purchase, maintenance, repair, and operation of passenger-carrying vehicles for the fiscal year ending June 30, 1947*

**NATIONAL GALLERY OF ART**

Appropriation	Vehicles (motor unless otherwise indicated) to be purchased		Old vehicles to be exchanged		Net cost of vehicles to be purchased	Old vehicles still to be used	Total maintenance, repair, and operation, all vehicles	Public purpose and users
	Number	Gross cost	Number	Allowance (estimated)				
Salaries and expenses, National Gallery of Art.						1	\$250	Official use of officers of the National Gallery of Art and other Government business.

**TARIFF COMMISSION**

**United States Tariff Commission—**

For salaries and expenses of the Tariff Commission, including personal services in the District of Columbia and elsewhere, traveling expenses not to exceed \$16,200, purchase and exchange of law-books, books of reference, gloves and other protective equipment for photostat and other machine operators, subscriptions to newspapers and periodicals not to exceed \$2,250, contract stenographic reporting services, as authorized by sections 330 to 341 of the Tariff Act of 1930 (19 U. S. C. 1330-1341), and not to exceed \$900 for deposit in the general fund of the Treasury for cost of penalty mail as required by section 2 of the Act of June 28, 1944 (Public Law 364), **[\$823,410] \$1,155,000: Provided,** That no part of this appropriation shall be used to pay the salary of any member of the Tariff Commission who shall hereafter participate in any proceedings under sections 336, 337, and 338 of the Tariff Act of 1930, wherein he or any member of his family has any special, direct, and pecuniary interest, or in which he has acted as attorney or special representative. (5 U. S. C. 118a; Act of May 3, 1945, Public Law 49.)

Estimate 1947, **\$1,155,000**                                      Appropriated 1946, **\$823,410**

By objects	Obligations		
	Estimate, 1947	Estimate, 1946	Actual, 1945
Personal services, departmental (see consolidated schedule)	\$1,081,479	\$991,136	\$778,613
Overtime pay, departmental		12,442	117,081

By objects	Obligations		
	Estimate, 1947	Estimate, 1946	Actual, 1945
Additional compensation, departmental		\$346	
All personal services, departmental	\$1,081,479	1,003,924	\$895,694
Personal services, field (see consolidated schedule)	39,306	39,128	26,665
Overtime pay, field		577	5,036
All personal services, field	39,306	39,705	31,701
01 Personal services (net)	1,120,785	1,043,629	927,395
<b>OTHER OBLIGATIONS</b>			
02 Travel	13,215	22,000	12,288
03 Transportation of things	100	100	12
04 Communication services	4,000	4,500	3,856
Payment for penalty mail	900	900	794
07 Other contractual services	3,000	3,500	3,608
08 Supplies and materials	7,000	7,000	6,736
09 Equipment	6,000	7,000	6,345
Total other obligations	34,215	45,000	33,639
Grand total obligations	1,155,000	1,088,629	961,034
Reimbursements for services performed		-145,000	-9,581
Net total obligations	1,155,000	943,629	951,453
Excess of obligations over appropriation due to Public Law 106		-120,219	
Estimated savings, unobligated balance			428
Total estimate or appropriation	1,155,000	823,410	951,881



**Working Fund, U. S. Tariff Commission (Department of Agriculture, War Food Administration)—**

By objects	Obligations		
	Estimate, 1947	Estimate, 1946	Actual, 1945
<i>Cost investigations of food processors, and analyses of food purchases for lend-lease</i>			
01 Personal services (net) (see consolidated schedule).....		\$4,207	\$90,392
OTHER OBLIGATIONS			
02 Travel.....			24,826
04 Communication services.....			406
08 Supplies and materials.....			25
Total other obligations.....			25,257
Grand total obligations.....		4,207	115,649
Received by transfer from "Defense aid, administrative expenses (allotment to Agriculture)".....			-107,000
Prior year balance available in 1945.....			-12,856
1945 balance available in 1946.....		-4,207	+4,207
Total estimate or appropriation.....			

**Working Fund, U. S. Tariff Commission (Foreign Economic Administration)—**

By objects	Obligations		
	Estimate, 1947	Estimate, 1946	Actual, 1945
<i>Country studies, and reports on foreign and domestic production and imports of strategic and critical materials</i>			
01 Personal services (net) (see consolidated schedule).....		\$4,373	\$49,629
OTHER OBLIGATIONS			
08 Supplies and materials.....			27
Grand total obligations.....		4,373	49,656
Received by transfer from "Salaries and expenses, Foreign Economic Administration".....		-4,000	-8,300
Prior year balance available in 1945.....			-41,729
1945 balance available in 1946.....		-373	+373
Total estimate or appropriation.....			

**Working Fund, U. S. Tariff Commission (Office of Price Administration)—**

By objects	Obligations		
	Estimate, 1947	Estimate, 1946	Actual, 1945
<i>Commodity cost studies</i>			
01 Personal services (net) (see consolidated schedule).....		\$53,287	\$46,548
OTHER OBLIGATIONS			
02 Travel.....		17,312	12,677
04 Communication services.....		400	394
07 Other contractual services.....			24
08 Supplies and materials.....		50	31
Total other obligations.....		17,762	13,126
Grand total obligations.....		71,049	59,674
Received by transfer from "Salaries and expenses, Office of Price Administration".....		-65,300	-76,096
Prior year balance available in 1945.....			-671
1945 balance available in 1946.....		-5,749	+5,749
Estimated savings, unobligated balance.....			11,344
Total estimate or appropriation.....			

**Working Fund, U. S. Tariff Commission (War Production Board)—**

By objects	Obligations		
	Estimate, 1947	Estimate, 1946	Actual, 1945
<i>Monthly survey of production, importation, and distribution of vegetable fibers</i>			
01 Personal services (net) (see consolidated schedule).....		\$8,400	\$20,333
OTHER OBLIGATIONS			
03 Transportation of things.....			4
04 Communication services.....			6
08 Supplies and materials.....		33	131
Total other obligations.....		33	141
Grand total obligations.....		8,433	20,474
Received by transfer from "Salaries and expenses, War Production Board".....		-7,500	-13,500
Prior year balance available in 1945.....			-7,907
1945 balance available in 1946.....		-933	+933
Total estimate or appropriation.....			

**Consolidated schedule of employees paid from regular appropriation and working funds**

By objects	Obligations					
	Estimate, 1947		Estimate, 1946		Actual, 1945	
	Man-years	Total salary	Man-years	Total salary	Man-years	Total salary
PERSONAL SERVICES, DEPARTMENTAL						
Clerical, administrative, and fiscal service						
Grade 16. In excess of \$9,800:						
Commissioner (statutory).....	6	\$60,000	6	\$60,000	5.7	\$56,916
Grade 14. Range \$7,175 to \$8,225:						
Executive officer.....	1	7,438	1	7,438	1	6,500
Chief accountant.....	1	7,438	1	7,438	1	6,625
Grade 13. Range \$6,230 to \$7,070:						
Assistant chief accountant.....	1	6,440	1	6,303	0.4	2,100
Grade 12. Range \$5,180 to \$6,020:						
Acting chief, distribution and markets division.....	1	5,390	1	5,390	1	4,650
Supervising accountant.....	3	16,170	4.5	23,876	5.8	26,932
Grade 11. Range \$4,300 to \$5,180:						
Chief, statistical division.....	1	5,180	1	5,011	1	4,350
Assistant to the chief accountant.....	1	5,180	1	5,180	1	4,400
Principal accountant.....	3	13,340	4.5	20,002	7.3	27,801
Principal marine and foreign transportation specialist.....	1	4,520	1	4,520	1	3,850
Grade 10. Range \$3,970 to \$4,630:						
Senior accountant.....	1	4,190	4	16,227	3.7	13,175
Graphic presentation designer.....	1	4,080	1	4,080	1	3,500
Grade 9. Range \$3,640 to \$4,300:						
Chief, personnel section.....	1	3,750	1	3,657	0.2	533
Accountant.....	1	3,750	3	11,145	6.2	20,016
Transportation analyst.....	1	3,970				
Grade 8. Range \$3,310 to \$3,970:						
Chief, statistical division.....	5	17,650	7	24,147	7.3	21,606
Grade 7. Range \$2,980 to \$3,640:						
Chief, statistical division.....	8	26,480	9	29,294	10.2	28,018
Grade 6. Range \$2,650 to \$3,310:						
Chief, statistical division.....	13	37,420	15	42,375	12.7	30,525
Grade 5. Range \$2,320 to \$2,980:						
Chief, statistical division.....	36	94,190	37	96,106	38	81,997
Grade 4. Range \$2,100 to \$2,496:						
Chief, statistical division.....	28	61,831	28	61,380	25.6	47,236
Grade 3. Range \$1,902 to \$2,298:						
Chief, statistical division.....	26	52,155	18	36,675	21.6	36,577
Grade 2. Range \$1,704 to \$2,100:						
Chief, statistical division.....	14	24,714	14	24,495	11.5	16,719
Grade 1. Range \$1,506 to \$1,902:						
Chief, statistical division.....					0.1	62
Professional service:						
Grade 8. Range \$8,750 to \$9,800:						
Chief economist.....	1	9,013	1	9,013	1	8,000
Director of investigation.....	1	9,013	1	9,013	1	8,000
Chief, economics division.....	1	9,013	1	9,013	1	8,000
Chief, technical service.....	1	9,013	1	9,013	1	8,000
General counsel.....	1	8,750	1	8,750	0.2	1,333
Grade 7. Range \$7,175 to \$8,225:						
Special adviser.....	1	7,962	1	7,821	1	6,825
Chief of commodity division.....	7	52,325	7	52,325	7	46,375
General counsel.....					0.8	5,582
Grade 6. Range \$6,230 to \$7,070:						
Principal commodity specialist.....	13	84,140	12.5	80,318	11.6	66,049
Principal economist.....	11	70,630	10.5	66,892	7.9	44,525
Principal commercial policy analyst.....	1	6,650	1	6,488	1	5,750
Grade 5. Range \$5,180 to \$6,020:						
Senior commodity specialist.....	16	88,130	14.2	77,823	18.2	85,683
Senior economist.....	7	38,360	6	32,425	7.2	33,960
Assistant general counsel.....	1	5,390	1	5,390		4,600
Senior attorney.....					0.7	3,071
Grade 4. Range \$4,300 to \$5,180:						
Commodity specialist.....	13	58,540	13	58,219	11.8	45,959
Economist.....	3	13,780	2.5	11,630	3	11,800
Commercial policy analyst.....	1	4,520	1	4,520	1	3,850
Librarian.....	1	4,520	1	4,469	1	3,800
Attorney.....	1	4,300				

**TARIFF COMMISSION—Continued**

Consolidated schedule of employees paid from regular appropriation and working funds—Continued

By objects	Obligations					
	Estimate, 1947		Estimate, 1946		Actual, 1945	
	Man-years	Total salary	Man-years	Total salary	Man-years	Total salary
<b>PERSONAL SERVICES, DEPARTMENTAL—con.</b>						
Professional service—Continued						
Grade 3. Range \$3,640 to \$4,300:						
Associate commodity specialist	11	\$42,130	10	\$38,050	11	\$36,712
Associate economist	4	22,280	4	15,000	3	10,929
Grade 2. Range \$2,980 to \$3,640	11	34,430	8	26,037	9	25,375
Grade 1. Range \$2,320 to \$2,980	5	12,920	5	12,716	6	13,969
Subprofessional service:						
Grade 5. Range \$2,100 to \$2,496	1	2,166	1	2,112	1	1,725
Grade 4. Range \$1,902 to \$2,298	1	2,232	1	2,232	1	3,142
Crafts, protective, and custodial service:						
Grade 5. Range \$1,968 to \$2,364	1	2,364	1	2,364	1	1,980
Grade 3. Range \$1,572 to \$1,902	8	13,632	8	13,313	8	9,514
Total permanent, departmental	279	1,081,479	273	1,059,785	282	1,948,576
Part-time employment, departmental					0	180
W. A. E. employment, departmental					0	489
Overtime pay, departmental				14,000		146,054
Additional compensation, departmental				346		
All personal services, departmental	279	1,081,479	273	1,074,191	282	1,095,299
<b>PERSONAL SERVICES, FIELD</b>						
Clerical, administrative, and fiscal service:						
Grade 12. Range \$5,180 to \$6,020:						
Chief, New York office	1	5,810	1	5,810	1	5,000
Grade 9. Range \$3,640 to \$4,300:						
Customs records analyst	5	19,410	5	19,410	5	16,600
Grade 7. Range \$2,980 to \$3,640	3	9,490	3	9,325	2	6,192
Grade 6. Range \$2,650 to \$3,310					0	1,550
Grade 5. Range \$2,320 to \$2,980	1	2,430	1	2,430	1	2,000
Grade 4. Range \$2,100 to \$2,496	1	2,166	1	2,153	0	1,460
Total permanent, field	11	39,306	11	39,128	10	32,801
Overtime pay, field				577		6,197
All personal services, field	11	39,306	11	39,705	10	38,998
<b>01 Personal services (net)</b>	<b>290</b>	<b>1,120,785</b>	<b>284</b>	<b>1,113,896</b>	<b>293</b>	<b>1,134,297</b>
The salaries included in the foregoing schedule are included in the schedules of obligations under the following appropriation titles:						
United States Tariff Commission	1,120,785		1,043,629		927,395	
Defense aid, administrative expenses (allotment to Agriculture)			4,207		90,392	
Salaries and expenses, Foreign Economic Administration			4,373		49,629	
Salaries and expenses, Office of Price Administration			53,287		46,548	
Salaries and expenses, War Production Board			8,400		20,333	
Total as per foregoing schedule	1,120,785		1,113,896		1,134,297	

**Printing and Binding, United States Tariff Commission—**

For all printing and binding for the Tariff Commission, \$10,000. (Act of May 3, 1945, Public Law 49.)

Estimate 1947, **\$10,000**                      Appropriated 1946, **\$10,000**

By objects	Obligations		
	Estimate, 1947	Estimate, 1946	Actual, 1945
<b>06 Printing and binding:</b>			
Printed forms and letterheads	\$1,000	\$1,000	\$309
Reports to the President	500	500	
Reports to Congress, surveys, etc	5,500	5,500	3,107
Miscellaneous binding	3,000	3,000	1,540
Total obligations	10,000	10,000	4,956
Estimated savings, unobligated balance			5,044
Total estimate or appropriation	10,000	10,000	10,000

**Claims, Judgments, and Private Relief Acts—**

13 Refunds, awards, and indemnities: Obligations—1945, \$6.40.

Total, Tariff Commission, annual appropriations, general account:

Estimate 1947, **\$1,165,000**

Appropriated 1946, **\$833,410**

**TENNESSEE VALLEY AUTHORITY**

NOTE—The Government Corporation Control Act, Public Law 248, approved December 6, 1945, requires each wholly owned Government corporation to submit annually to the President for transmittal to the Congress a budget program or plan of operations. Because of the lateness of the passage of the act, the 1947 budget programs of the corporations will be submitted to the Congress in the spring as a supplement to the regular Budget.

**THE TAX COURT OF THE UNITED STATES**

**Salaries and Expenses, The Tax Court of the United States—**

For necessary expenses of The Tax Court of the United States as authorized by chapter 5 of the Internal Revenue Code, and sections 504 and 510 of the Revenue Act of 1942, including personal services and contract stenographic reporting services, traveling expenses, carfare, stationery, purchase and exchange of lawbooks and books of reference, and periodicals, **[\$510,675]**, \$568,800, of which not to exceed \$675 shall be available for deposit in the general fund of the Treasury for costs of penalty mail as required by the Act of June 28, 1944 (Public Law 364): *Provided*, That traveling expenses of the judges of The Tax Court shall be paid upon the written certificate of the judge. (26 U. S. C. 1100 and 1114; 50 U. S. C. App. 1191 (c); Act of May 3, 1945, Public Law 49.)

Estimate 1947, **\$568,800**

Appropriated 1946, **\$510,675**

By objects	Obligations					
	Estimate, 1947		Estimate, 1946		Actual, 1945	
	Man-years	Total salary	Man-years	Total salary	Man-years	Total salary
<b>PERSONAL SERVICES, DEPARTMENTAL</b>						
Professional service:						
Grade 9. In excess of \$9,800:						
Judge of the court	16	\$160,000	16	\$160,000	16	\$159,998
Grade 6. Range \$6,230 to \$7,070:						
Special attorney	4	27,595	4	27,440	3	23,349
Grade 5. Range \$5,180 to \$6,020:						
Senior attorney	10	58,445	10	58,100	10	54,056
Grade 4. Range \$4,300 to \$5,180:						
Attorney	7	30,790	6	26,460	4	17,490
Grade 3. Range \$3,640 to \$4,300:						
Associate attorney	10	37,250	9	35,737	7	24,759
Grade 2. Range \$2,980 to \$3,640	1	3,640	1	3,640	2	5,800
Clerical, administrative, and fiscal service:						
Grade 13. Range \$6,230 to \$7,070:						
Senior administrative officer	1	7,070	1	7,070	1	6,400
Administrative officer	1	7,070	1	7,070	1	6,400
Grade 8. Range \$3,310 to \$3,970	1	3,770	1	3,750	1	3,275
Grade 7. Range \$2,980 to \$3,640	1	3,640	1	3,640	1	3,200
Grade 6. Range \$2,650 to \$3,310	18	53,610	18	53,200	3	9,075
Grade 5. Range \$2,320 to \$2,980	7	20,117	7	19,979	21	52,192
Grade 4. Range \$2,100 to \$2,496	23	52,588	22	51,234	20	39,587
Grade 3. Range \$1,902 to \$2,298	15	31,630	14	31,063	16	39,068
Grade 2. Range \$1,704 to \$2,100	4	7,460	4	7,410	5	8,075
Crafts, protective, and custodial service:						
Grade 4. Range \$1,770 to \$2,166	1	2,050	1	2,033	1	1,725
Grade 3. Range \$1,572 to \$1,902	6	10,500	5	9,964	5	8,313
Total permanent, departmental	126	517,225	123	507,790	120	453,762
Overtime pay, departmental				5,624		36,377
<b>01 Personal services (net)</b>	<b>126</b>	<b>517,225</b>	<b>123</b>	<b>513,414</b>	<b>120</b>	<b>490,139</b>
<b>OTHER OBLIGATIONS</b>						
02 Travel		18,000		18,000		16,881
03 Transportation of things		300		300		317
04 Communication services		4,000		4,000		4,091
Payment for penalty mail		675		675		350
05 Rents and utility services		5,000		5,000		4,932
07 Other contractual services:						
Stenographic reporting		13,000		12,500		9,027
Miscellaneous		500		500		412
08 Supplies and materials		7,000		3,783		6,959
09 Equipment		3,100		2,125		3,212
Total other obligations		51,575		46,883		46,181
Grand total obligations		568,800		560,297		536,320
Excess of obligations over appropriation due to Public Law 106				—49,622		
Estimated savings, unobligated balance						18,680
Total estimate or appropriation		568,800		510,675		555,000



**UNITED STATES EMPLOYEES' COMPENSATION COMMISSION—Continued**

**Salaries and Expenses, United States Employees' Compensation Commission—Continued**

By objects	Obligations		
	Estimate, 1947	Estimate, 1946	Actual, 1945
Received by transfer from—			
“Salaries and expenses, military bases, United States Employees' Compensation Commission (national defense)”			—\$346,000
“Printing and binding, United States Employees' Compensation Commission”			—20,000
Reappropriation of prior year balance for 1945			—272,480
Reappropriation of 1945 balance for 1946		—\$118,360	+118,350
Net total obligations	\$1,585,000	1,527,000	1,005,165
Excess of obligations over appropriation due to Public Law 106		—140,000	
Estimated savings, unobligated balance			100,860
Total estimate or appropriation	1,585,000	1,387,000	1,106,025

**Salaries and Expenses, Military Bases, United States Employees' Compensation Commission (National Defense)—**

Transferred to “Salaries and expenses, United States Employees' Compensation Commission”: 1945, \$346,000.

**Printing and Binding, United States Employees' Compensation Commission—**

Transferred to “Salaries and expenses, United States Employees' Compensation Commission”: 1945, \$20,000.

**Employees' Compensation Fund—**

Employees' compensation fund: For the payment of compensation and other benefits and expenses (except administrative expenses [and except wage accruals authorized by the Act of December 2, 1942, as amended]) authorized by law and accruing during the fiscal year [1946] 1947 or in any prior fiscal year, including payments to other Federal agencies for medical and hospital services pursuant to agreement approved by the Commission; the advancement of costs for enforcement of recoveries in third party cases; rehabilitation expenses, including fees or other payments to other agencies of the United States and public or private agencies, including individuals, for services or facilities rendered or furnished pursuant to agreement approved by the Commission; the furnishing of medical and hospital services and supplies, treatment, and funeral and burial expenses, including transportation and other expenses incidental to such services, treatment, and burial, to such enrollees of the Civilian Conservation Corps as were certified by the Director of such Corps as receiving hospital services and treatment at Government expense on June 30, 1943, and who are not otherwise entitled thereto as civilian employees of the United States, and the limitations and authority of the Act of September 7, 1916, as amended (5 U. S. C. 796), shall apply in providing such services, treatment, and expenses in such cases; [\$13,575,000, together with the unexpended balance of the appropriation “Employees' compensation fund, relief”, fiscal year 1945, except the amount therein available for administrative expenses] \$11,730,000. (5 U. S. C. 785; 42 U. S. C. 1701; Act of July 28, 1945, Public Law 161; Act of July 3, 1945, Public Law 124.)

Estimate 1947, \$11,730,000

Appropriated 1946, \$13,575,000

By objects	Obligations		
	Estimate, 1947	Estimate, 1946	Actual, 1945
<b>Compensation benefits</b>			
Disability compensation	\$4,560,000	\$4,600,000	\$4,683,782
Medical and hospital treatment and supplies	1,500,000	1,500,000	1,965,925
Public Health Service, medical	50,000	100,000	85,817
Veterans Administration, medical	100,000	150,000	168,139
War, medical	675,000	1,000,000	2,012,369
Navy, medical	350,000	400,000	470,813
Transportation for medical care	75,000	75,000	55,173
Death compensation	4,325,000	4,500,000	3,442,259
Burial expenses	84,000	100,000	95,376
Embalming and transportation	10,000	10,000	7,555
Court costs	1,000	1,000	753

By objects	Obligations		
	Estimate, 1947	Estimate, 1946	Actual, 1945
<b>Compensation benefits—Continued</b>			
Detention dependency benefits		\$300,000	\$961,974
War-risk death benefits		650,000	194,365
Grand total obligations	\$11,730,000	13,386,000	14,144,300
Reappropriation of prior year balance for 1945			—3,137,546
Reappropriation of 1945 balance for 1946		—1,872,644	+1,872,644
Net total obligations	11,730,000	11,513,356	12,879,398
Estimated savings, unobligated balance		2,061,644	1,070,602
Total estimate or appropriation	11,730,000	13,575,000	13,950,000

**Wage Accruals, United States Employees' Compensation Commission—**

[Wage accruals: For the payment of wage accruals authorized by the Act of December 2, 1942, as amended (42 U. S. C. 1701), \$3,000,000, to remain available until expended.] (Act of July 3, 1945, Public Law 124; Act of Dec. 23, 1945, Public Law 269.)

Appropriated 1946, \$7,800,000

\* Includes \$4,800,000 appropriated in the First Deficiency Appropriation Act, 1946.

13 Refunds, awards, and indemnities: Obligations—1946, \$7,800,000.

**Working Fund, Administration of District of Columbia Compensation Law (Act May 17, 1928)—**

By objects	Obligations					
	Estimate, 1947		Estimate, 1946		Actual, 1945	
<b>PERSONAL SERVICES, DEPARTMENTAL</b>						
Clerical, administrative, and fiscal service:	Man-years	Total salary	Man-years	Total salary	Man-years	Total salary
Grade 13. Range \$6,230 to \$7,070:						
Deputy commissioner	1	\$7,070	1	\$7,070	1	\$6,300
Grade 11. Range \$4,300 to \$5,180:						
Administrative assistant	1	4,740	1	4,740	1	4,000
Grade 9. Range \$3,640 to \$4,300:						
Examiner-investigator	4	15,880	4	15,880	4	13,750
Grade 6. Range \$2,650 to \$3,310:						
	2	6,510	2	6,510	1.7	4,304
Grade 4. Range \$2,100 to \$2,496:						
	4	9,125	3	7,025	3.1	5,903
Grade 3. Range \$1,902 to \$2,298:						
	7	14,765	6	12,863	6	10,680
Grade 2. Range \$1,704 to \$2,100:						
	14	26,165	11	19,352	11.3	17,667
Total permanent, departmental	33	84,255	28	73,440	28.1	62,604
Overtime pay, departmental				1,295		12,122
01 Personal services (net)	33	84,255	28	74,735	28.1	74,726
<b>OTHER OBLIGATIONS</b>						
02 Travel		345		345		333
04 Communication services		700		600		405
05 Rents and utility services		5,150		5,150		5,141
06 Printing and binding		500		500		382
07 Other contractual services		7,000		4,000		4,030
08 Supplies and materials		500		500		379
09 Equipment		750		750		598
Total other obligations		14,945		11,845		11,268
Grand total obligations		99,200		86,580		85,994
Received by transfer from “Administrative expenses, compensation to injured employees in the District of Columbia”		—99,200		—86,580		—106,635
Estimated savings, unobligated balance						20,641
Total estimate or appropriation						

Total, United States Employees' Compensation Commission, annual appropriations, general account:

Estimate 1947, \$13,315,000

Appropriated 1946, \$22,762,000

**Trust accounts:**

**Relief and Rehabilitation, Longshoremen's and Harbor Workers' Compensation Act—**

Trust fund created by section 44 of the Act of March 4, 1927 (33 U. S. C. 944), from the amount received as compensation for death of an employee where no person is entitled to compensation for such death and from fines and penalties collected; to be used for the payment of additional compensation under the provisions of subdivisions (f) and (g) of section 8 of the Act of March 4, 1927 (33 U. S. C. 908). (48 Stat. 1233.)

Estimate 1947, \$50,000

Appropriated 1946, \$50,000

By objects	Obligations		
	Estimate, 1947	Estimate, 1946	Actual, 1945
12 Pensions, annuities, and insurance losses.....	\$15,000	\$15,000	\$10,828
Prior year funds available in 1945.....			-430,835
1945 funds available in 1946.....		-494,462	+494,462
1946 funds available in 1947.....	-529,462	+529,462	
Cash and invested surplus.....	+564,462		
<b>Total estimate or appropriation.....</b>	<b>50,000</b>	<b>50,000</b>	<b>74,455</b>

**Relief and Rehabilitation, District of Columbia Workmen's Compensation Act—**

Trust fund created by section 44 of the Act of March 4, 1927 (33 U. S. C. 944), from the amount received as compensation for death of an employee in certain employments within the District of Columbia where no person is entitled to compensation for such death and from fines and penalties collected; to be used for the payment of additional compensation under the provisions of sub-

divisions (f) and (g) of section 8 of the Act of March 4, 1927 (33 U. S. C. 908). (48 Stat. 1234.)

Estimate 1947, \$6,000

Appropriated 1946, \$6,000

By objects	Obligations		
	Estimate, 1947	Estimate, 1946	Actual, 1945
12 Pensions, annuities, and insurance losses.....	\$4,000	\$4,000	\$2,726
Prior year funds available in 1945.....			-56,490
1945 funds available in 1946.....		-72,116	+72,116
1946 funds available in 1947.....	-74,116	+74,116	
Cash and invested surplus.....	+76,116		
<b>Total estimate or appropriation.....</b>	<b>6,000</b>	<b>6,000</b>	<b>18,352</b>

Total, United States Employees' Compensation Commission, trust accounts:

Estimate 1947, \$56,000

Appropriated 1946, \$56,000

Statement of proposed expenditures for purchase, maintenance, repair, and operation of passenger-carrying vehicles for the fiscal year ending June 30, 1947

UNITED STATES EMPLOYEES' COMPENSATION COMMISSION

Appropriation	Vehicles (motor unless otherwise indicated) to be purchased		Old vehicles to be exchanged		Net cost of vehicles to be purchased	Old vehicles still to be used	Total maintenance, repair, and operation, all vehicles	Public purpose and users
	Number	Gross cost	Number	Allowance (estimated)				
Salaries and expenses, United States Employees' Compensation Commission.						1	\$500	Used by examiner-adjudicator stationed in San Juan, P. R., to handle local administration of compensation benefits at scattered military projects in Puerto Rico.

UNITED STATES MARITIME COMMISSION

**Construction Fund, United States Maritime Commission, Act June 29, 1936, Revolving Fund—**

Not to exceed \$28,287,450 \$17,590,000 of the construction fund established by the Merchant Marine Act, 1936, shall be available during the fiscal year [1946] 1947 for administrative expenses of the United States Maritime Commission, including personal services at the seat of government; printing and binding; lawbooks and books of reference; periodicals and newspapers (not to exceed \$6,500); teletype services; purchase (not to exceed three at \$1,500 each), maintenance, repair, and operation of passenger-carrying automobiles; [compensation as authorized by the Act of August 4, 1939, for officers of the Army, Navy, Marine Corps, or Coast Guard, detailed to the Commission;] reimbursement, at not to exceed 3 cents per mile, of employees for expenses incurred by them in official travel in privately owned automobiles within the limits of their official stations; not to exceed \$90,000 \$80,000 for deposit in the general fund of the Treasury for cost of penalty mail of the United States Maritime Commission and the War Shipping Administration as required by section 2 of the Act of June 28, 1944 (Public Law 364); not to exceed \$1,000 for entertainment of officials of other countries when specifically authorized by the Chairman; and not to exceed \$325,000 \$200,000 for the employment by contract or otherwise of persons, firms, or corporations for the performance of legal and other special services, without regard to section 3709 of the Revised Statutes or the civil-service and classification laws. (Act of May 3, 1945, Public Law 49.)

By objects	Obligations		
	Estimate, 1947	Estimate, 1946	Actual, 1945
<b>PERSONAL SERVICES, DEPARTMENTAL</b>			
Clerical, administrative, and fiscal service:			
Grade 15. Range \$8,750 to \$9,800:			
Assistant director.....	2 \$18,025	2 \$18,025	2 \$16,235
Director.....	2 17,500	1 8,750	0.3 2,622
Grade 14. Range \$7,175 to \$8,225:			
Assistant director.....	2 14,350	0.8 5,740	1.8 11,954
Assistant to director.....	2 14,350	1.5 10,763	1.2 8,089
Business specialist.....	1 7,175	1 7,175	1 6,500
Chief of section.....	3 21,525	3 21,525	1 6,464
Deputy budget officer.....	1 7,437	0.8 5,740	
Director.....	3 22,575	2.2 16,572	1.1 7,791
General accountant.....	1 7,175	0.8 5,980	0.8 4,911
General auditor of construction.....	1 7,438	1 7,438	1 6,688
General auditor of operations.....	1.5 11,024	2 14,612	1.2 8,339
Renegotiator.....	8 57,925	7.9 57,208	6.6 43,625

By objects	Obligations		
	Estimate, 1947	Estimate, 1946	Actual, 1945
<b>PERSONAL SERVICES, DEPARTMENTAL—CON.</b>			
Clerical, administrative, and fiscal service—Continued			
Grade 13. Range \$6,230 to \$7,070:			
Assistant budget officer.....	2 \$12,880	1.8 \$11,214	
Assistant director.....	2 13,090	1.5 9,555	0.9 \$4,953
Assistant general accountant.....	3 18,690	3 18,690	0.4 2,332
Assistant general auditor.....	3 18,690	3 18,690	0.7 3,671
Assistant general auditor of construction.....	0.5 3,115	1 6,230	1 5,600
Assistant to director.....	2 12,460	2.5 15,575	2.4 13,502
Chief of section.....	8 50,890	8.5 53,689	9.6 54,890
Coordinator.....			1.8 10,283
Cost analyst.....	2 12,460	2 12,460	1.4 7,902
Director.....			0.8 4,744
Examiner.....	1 6,230	0.5 3,115	
Financial examiner.....	7 43,610	6.3 39,249	
Head of branch.....	3 18,690	1.7 10,591	0.9 5,164
Head of unit.....	1 6,230	1 6,230	0.8 4,200
Information specialist.....	1 6,230	1 6,230	0.9 5,195
Investigator.....			0.9 5,134
Liaison officer.....	1 6,440	1 6,230	1 5,600
Priorities representative.....		0.5 3,115	1 5,600
Renegotiator.....	6 37,380	6 37,380	5.2 29,432
Research analyst.....	5 31,360	4 25,130	0.8 4,584
Sales charter negotiator.....	2 12,460		
Supervisor.....			1.2 6,906
Grade 12. Range \$5,180 to \$6,020:			
Administrative officer.....	2 10,570	2 10,360	2.7 12,459
Assistant chief of section.....	1 5,180	1.2 6,216	1.6 7,181
Assistant head of branch.....	1 5,180	1 5,180	1 4,600
Assistant head of unit.....	1 5,180	1 5,180	0.7 3,450
Assistant secretary.....			0.6 2,955
Assistant to assistant director.....	1 5,180	1 5,180	2.2 9,970
Assistant to director.....	3 16,380	3 15,960	2.6 12,240
Auditor.....	1 5,439	4.2 22,015	5.7 26,090
Budget examiner.....	5 26,950	4.4 22,792	1.7 7,832
Chief of section.....	11.7 61,026	11.2 57,990	10.1 46,879
Construction cost auditor.....	1 5,180	2.9 14,891	1.4 6,325
Coordinator.....			0.5 2,300
Cost analyst.....	11 57,190	10.6 55,118	8 36,917
Deputy assistant general accountant.....			0.1 383
Financial examiner.....	2 10,780	1.5 7,770	
Fiscal accountant.....			0.1 575
Head of branch.....	11 57,820	11 57,875	5.7 26,369
Head of unit.....	6.2 32,536	6.5 34,090	6.7 31,167
Industrial specialist.....	1 5,390	1 5,180	0.1 383
Information specialist.....			0.4 1,917
Investigator.....			0.8 3,476
Liaison representative.....		0.5 2,590	1 4,900
Materials analyst.....			0.2 605
Materials conservation specialist.....		0.5 2,590	1 4,600
Materials specialist.....	1 5,180	1.5 7,770	1.3 5,980

**UNITED STATES MARITIME COMMISSION—Continued**  
**Construction Fund, United States Maritime Commission, Act June 29, 1936, Revolving Fund—Continued**

By objects	Obligations		
	Estimate, 1947	Estimate, 1946	Actual, 1945
<b>PERSONAL SERVICES, DEPARTMENTAL—CON.</b>			
Clerical, administrative, and fiscal service—Continued			
Grade 12. Range \$5,180 to \$6,020—Con.			
Plant analyst	4 \$20,720	3 \$15,540	
Priorities analyst			0.5 \$2,326
Priorities representative		1 5,180	4.9 22,467
Production specialist		1 5,180	1.2 5,532
Purchasing officer	1 5,180	1 5,180	0.8 3,808
Research analyst	1 5,180	0.9 4,662	0.1 383
Sales charter negotiator	2.5 12,950	0.9 4,750	
Sales officer			0.5 2,275
Staff consultant	2 10,360	1.8 9,324	
Termination claims engineer			0.4 1,942
Vessel appraiser	3 15,540	0.5 2,590	
Grade 11. Range \$4,360 to \$5,180:			
Accountant			1 3,642
Administrative analyst	3 13,120	3.2 13,760	2.2 8,412
Administrative officer	1 4,300	1.3 5,590	1.3 4,750
Allowance list assistant	1 4,300	1 4,300	1 3,800
Allowance list supervisor	1 4,300	0.8 3,225	
Assistant chief of section	3 13,120	4.4 19,355	6.6 25,351
Assistant head of branch	4 17,420	4 17,420	2.7 10,300
Assistant head of unit	2 8,600	2 8,600	2.7 10,428
Assistant to budget officer			0.1 475
Assistant to director	1 4,960	2 9,260	1.4 6,007
Auditor	3 12,900	3 12,900	3.9 14,884
Audit report reviewer	4 17,420	4 17,420	3.3 12,717
Budget examiner	7.5 33,900	9.2 39,560	1.6 6,153
Chief of section	4.3 18,710	1.5 19,570	7.4 28,259
Construction cost auditor	10.8	24.2	21.9
		106,680	84,795
Contract analyst			0.4 1,425
Cost analyst	10 44,540	10.6 47,120	13.4 51,791
Expediter		8 34,510	13.8 52,751
Financial analyst		0.8 3,440	
Financial examiner	1 4,520		
Freight transportation specialist			0.4 1,583
Head of branch	9 38,700	9.2 39,560	4.5 17,390
Head of subunit	1 4,300	1 4,300	1 3,800
Head of unit	8 34,840	8.9 38,710	7.2 27,665
Industrial specialist		1.5 6,450	1.1 4,233
Information officer	1 4,300	0.1 430	2.1 8,082
Insurance examiner	1 4,520	1 4,300	1 3,800
Investigator			0.9 3,572
Marine surveyor	3 12,900	0.5 2,150	
Marketing specialist	2 8,600	0.8 3,440	
Materials analyst			0.1 358
Materials examiner	1 4,300	2 8,820	1.1 4,207
Negotiator	1 4,300	0.8 3,440	
Operating cost analyst			1.1 3,999
Personnel assistant		1 4,300	0.8 3,172
Port supervisor	2 8,600	0.8 3,440	
Price analyst officer			2.7 10,133
Priorities analyst		1.5 6,450	2.8 10,935
Priorities representative		0.5 2,150	1 3,800
Procedure analyst	3 12,900	2.6 11,180	0.5 2,058
Procurement specialist		0.5 2,150	1 3,800
Production specialist		3.5 15,270	9.8 37,912
Purchasing examiner	2 8,820	2.5 10,970	3.5 13,674
Purchasing officer			1.2 4,750
Radio specialist	1 4,300		0.1 158
Records analyst	1 4,300	0.8 3,225	
Research analyst	2 8,600	1 4,300	
Sales chart officer	2.5 10,750	0.5 2,150	
Sales officer			4.9 18,538
Shipyard personnel consultant			1.1 4,127
Vessel appraiser	3 12,900	0.5 2,150	
Vessel operations analyst		0.2 860	
Voyage analyst		0.2 860	
Warehouse analyst	1 4,300	1 4,300	
Administrative officer	1 4,190	1 4,080	1 3,574
Assistant chief of section	3 11,910	3 11,910	2.7 9,479
Grade 10. Range \$3,970 to \$4,630:			
Construction cost auditor	1.5 5,970	2.7 10,918	1.5 5,085
Expediter		8 32,090	18 63,624
Fiscal accountant	1 3,970	1 3,970	1.4 4,845
Head of branch	2 8,380	2 8,270	0.8 3,026
Head of unit	5 19,990	4.8 19,298	4.2 14,632
Grade 9. Range \$3,640 to \$4,300:			
Accountant	4 14,780	3.4 12,435	6.9 22,192
Administrative analyst	5 18,750	5 18,420	3.4 10,830
Administrative assistant	8 29,340	6.8 24,952	3.9 13,014
Administrative officer	1 3,970	1 3,860	1.3 4,307
Agreement examiner	1 3,750	1 3,750	1 3,278
Allocations officer	1 3,640		
Analyst	1 3,640	0.5 1,820	
Assistant chief of section	1 3,750		2.4 7,643
Assistant head of unit	1 3,640	0.9 3,276	2.4 7,735
Audit report reviewer	4 14,560	4 14,560	3.4 10,898
Auditor	8.3 32,649	22.5 85,035	11.7 38,330
Budget examiner	6 22,720	8.3 30,432	5.8 18,761
Buyer	2 7,280	0.8 2,912	3 9,527
Chief of section	1 3,640		1.2 3,905
Claims examiner	5 18,530	5 18,530	4.5 14,566
Classification analyst	2.5 9,100	2.6 9,464	0.7 2,205
Conservation analyst		0.5 1,820	1 3,200
Construction cost auditor	13	17.8	39.4
	48,640	66,229	127,409

By objects	Obligations		
	Estimate, 1947	Estimate, 1946	Actual, 1945
<b>PERSONAL SERVICES, DEPARTMENTAL—CON.</b>			
Clerical, administrative, and fiscal service—Continued			
Grade 9. Range \$3,640 to \$4,300—Con.			
Contract analyst	2 \$7,280	2 \$7,280	2.3 \$7,466
Cost analyst	21.5 78,260	15.9 57,876	5 16,053
Employee counselor	0.5 1,820	1 3,640	0.3 1,049
Employee relations technician	1 3,640	1 3,640	0.1 453
Examiner	4 14,670	1.5 5,570	3.5 11,133
Expediter		14.5	34.3
		53,220	110,801
Financial analyst	2 7,500	1.3 4,732	0.6 2,145
Fiscal analyst	2 7,500	1.6 5,824	2.4 7,832
Foreign transportation analyst	1 3,750	1 3,750	1 3,291
Government aide analyst	2 7,720	2 7,720	1.6 5,310
Head of branch	6 22,610	6.4 23,516	3 9,956
Head of unit	13 49,300	13.3 49,842	8.1 26,706
Industrial analyst	2 7,940	2 7,720	0.2 566
Industrial relations representative		0.5 1,820	1 3,200
Industrial specialist		2.5 9,100	3.8 12,133
Information assistant	3 10,920	3 10,920	3.5 10,907
Insurance examiner	1 3,750	1 3,640	1.1 3,612
Inventory analyst		1.2 4,368	1.5 4,800
Investigator			1.9 6,072
Marine surveyor	3.5 12,740	0.3 910	
Materials analyst		1 3,640	4 12,848
Materials examiner	1 3,640	3.8 13,942	2.4 7,549
Materials specialist		0.5 1,820	0.3 1,049
Personnel assistant	3.6 13,324	3.1 11,504	3.1 10,045
Photographer	1 3,640	1 3,640	1 3,200
Procedure analyst	3 10,920	2.6 9,464	2.9 9,264
Production specialist		6.5 23,825	21.4 69,341
Purchasing officer	2 8,160	1.6 6,829	14.8 47,421
Records analyst	4 15,000	4 14,560	0.4 1,197
Requirements specialist		0.5 1,820	0.9 2,933
Research analyst	4 14,560	2.9 10,566	
Sales charter assistant	3 10,920	0.5 1,820	
Sales officer			4.9 15,857
Training assistant	1 3,640	1 3,640	0.1 133
Grade 8. Range \$3,310 to \$3,970:	36.5	27.1	21.4
	124,905	99,989	62,449
Grade 7. Range \$2,980 to \$3,640:	275.4	290.6	293
	992,456	953,742	779,745
Grade 6. Range \$2,650 to \$3,310:	80.5	81.5	82.6
	246,455	235,775	200,103
Grade 5. Range \$2,320 to \$2,980:	393.7	472.8	420.1
	1,168,226	1,278,374	861,428
Grade 4. Range \$2,100 to \$2,496:	464.3	528.3	490.8
	1,153,892	1,139,088	900,051
Grade 3. Range \$1,902 to \$2,298:	363.4	671	567.9
	812,121	1,326,317	938,425
Grade 2. Range \$1,704 to \$2,100:	250.3	484.3	456.3
	528,179	873,047	667,358
Grade 1. Range \$1,506 to \$1,902:	7	10,674	31.2 39,653
Professional service:			
Grade 8. Range \$8,750 to \$9,800:			
Director	2 18,550	1.8 17,091	1 9,000
Grade 7. Range \$7,175 to \$8,225:			
Assistant director		0.8 5,979	0.5 2,966
Attorney	1 7,175	1 7,175	1 6,500
Chief of section	1 7,437	1 7,437	1 6,563
Economist	1 7,175		
Marine engineer		1 7,175	1 6,500
Naval architect	1 7,175	1.8 13,154	2 13,000
Special assistant to commissioners	1 7,962		
Grade 6. Range \$6,230 to \$7,070:			
Analyst	1 6,230		
Assistant chief of section	1 6,230	1 6,230	1 5,600
Assistant to director			1.1 6,502
Attorney	2 12,460	2 12,460	1.8 10,236
Chief of section	7 43,820	9 56,070	8.8 49,000
Economic analyst	1 6,230	1 6,230	1 5,600
Economist		1 6,440	2.1 11,250
Engineer	1 6,230		
Head of branch	1 6,230	1 6,230	1.2 6,798
Marine engineer	3 18,690	4 25,130	5.5 30,776
Naval architect	4 25,340	6 38,430	6.1 35,186
Port economist	1 6,440		
Preservation engineer	1 6,230		
Regulations examiner	1 7,070	1 7,070	1 6,400
Research analyst	1 6,230		
Special economic adviser	1 6,440	1 6,230	1.1 6,067
Special valuation actuary	1 6,230		
Technical consultant	1 6,860	1 6,860	1 6,116
Grade 5. Range \$5,180 to \$6,020:			
Assistant chief of section	2 10,760	4 21,560	3.2 15,101
Attorney	7 38,150	7 38,150	6.2 30,113
Chief of section	1 5,390	1 5,180	1.5 6,948
Coordinator	1 5,180		
Economist	1 5,180	1 5,353	1.1 5,022
Electrical engineer	2 10,570	2 10,570	1.9 9,059
Examiner	2 10,360		
Facilities engineer	1 5,390		
Head of branch	4 20,930	4 20,930	3.1 14,426
Labor economist	1 6,020		
Marine engineer	15	23	26.5
	77,700	122,080	124,249
Materials engineer	2 10,360	3.2 16,576	2.6 12,100
Naval architect	15 77,700	18 95,340	19 89,339
Port analyst	1 5,390		
Port economist	1 5,180		
Real estate appraiser	1 5,810	1 5,600	0.6 3,137
Specialist	1 5,390		
Special statistician	1 5,600	1 5,390	0.8 3,600
Structural engineer	2 10,360	3 15,750	3 13,966
Technical assistant to director			0.9 4,026



By objects	Obligations						By objects	Obligations					
	Estimate, 1947		Estimate, 1946		Actual, 1945			Estimate, 1947		Estimate, 1946		Actual, 1945	
	Man-years	Total salary	Man-years	Total salary	Man-years	Total salary	Man-years	Total salary	Man-years	Total salary	Man-years	Total salary	
<b>PERSONAL SERVICES, DEPARTMENTAL—CON.</b>													
Professional service—Continued													
Grade 5. Range \$5,180 to \$6,020—Con.													
Trade and commercial analyst	1	\$5,180	1	\$5,180	0.8	\$3,450							
Transportation economist					0.3	1,150							
Welding engineer	1	5,390	1	6,020	1	5,299							
Grade 4. Range \$4,300 to \$5,180.													
Analyst	1	4,300			0.7	2,660							
Architect	2	8,600	2.5	10,750	3.6	13,606							
Attorney	3	13,340	2	8,600	1.6	5,989							
Chief of section					0.3	950							
Economic analyst	1	4,300	1.5	6,450	1.1	4,000							
Electrical engineer	4	17,640	6	26,240	5.8	22,365							
Engineer					2.2	8,800							
Examiner					0.2	834							
Galley designer	1.7	7,695	2	8,600	1	3,810							
Labor economist	1	4,520	1.5	6,890	2	7,515							
Land appraiser					0.4	1,546							
Marine engineer	20		28		27.1								
		86,000		121,863		104,458							
Mechanical engineer	1	4,300	1	4,300	1	3,500							
Materials engineer	5	21,500	8.6	37,110	10.9	41,713							
Naval architect	20	86,000	21.9	95,128	20.4	78,148							
Regulations examiner	3	15,100	3	15,100	2.9	13,148							
Statistical analyst	1	4,520	1	4,300	0.4	1,372							
Statistician	1	4,510	1	4,663	1	3,850							
Structural engineer	5	21,500	6	26,240	6	23,048							
Trade route adviser	1	4,520	1	4,300	0.6	2,238							
Grade 3. Range \$3,640 to \$4,300:													
Architect	4	14,560	5.5	20,460	4.5	14,740							
Assistant chief of section					0.6	2,000							
Attorney	2	7,500	2	7,280	1.8	5,733							
Electrical engineer	1	3,640	1	3,640	3	9,585							
Examiner	2	7,280											
Furniture designer	0.3	1,130	1	3,860	1	3,258							
Galley designer	1	3,640	1	3,640	2.4	7,564							
Interior designer	1.2	4,550	2	7,280	2.4	7,706							
Labor economist	1	4,300	1	4,025	1.3	4,317							
Mechanical engineer	4	14,560	5.8	21,772	2.2	7,014							
Marine engineer	15	54,600	21.8	80,432	22.5	73,407							
Materials engineer	10	36,400	15.1	56,401	14.8	47,736							
Naval architect	25		33.3		30.1								
		91,000		125,427		100,749							
Special examiner-investigator	1	3,640											
Statistician	2	7,500	2	7,280	1.8	5,911							
Structural engineer	3	11,030	1	3,750	5.4	17,667							
Grade 2. Range \$2,980 to \$3,640.	33.3		49.7		26.3								
		101,654		163,286		70,262							
Grade 1. Range \$2,320 to \$2,980.	17	40,320	13.9	32,468	12.9	25,935							
Subprofessional service:													
Grade 8. Range \$2,980 to \$3,640.	1	2,980	1	2,980	1.5	3,806							
Grade 7. Range \$2,650 to \$3,310.	3	8,060	3	8,060	4.6	10,783							
Grade 6. Range \$2,320 to \$2,980.	5	11,820	5	11,820	4.8	9,768							
Grade 5. Range \$2,100 to \$2,496.	4	8,400	4	8,400	4.6	8,339							
Grade 4. Range \$1,902 to \$2,298.	2	3,804	2	3,804	2	3,316							
Grade 3. Range \$1,704 to \$2,100.	3	5,112	3	5,112	1.4	1,992							
Crafts, protective, and custodial service:													
Grade 7. Range \$2,364 to \$2,870.	2	4,728	2	4,728	2	3,995							
Grade 6. Range \$2,166 to \$2,562.	4	8,664	4	8,664	2.4	4,406							
Grade 5. Range \$1,968 to \$2,364.	1	1,968	1	1,968	0.3	490							
Grade 4. Range \$1,770 to \$2,166.	11	19,668	9	16,128	6.3	9,651							
Grade 3. Range \$1,572 to \$1,902.	87.5		94.6		95.1								
		139,002		149,781		126,435							
Grade 2. Range \$1,440 to \$1,770.	10	14,796	9.8	14,409	12	14,756							
Unclassified (corresponding CAF grades shown):													
Grade 16. In excess of \$9,800:													
Commissioner (chairman)	1	12,000	1	12,000	1	12,000							
Commissioner	4	30,000	4	30,000	4	30,534							
Grade 15. Range \$8,750 to \$9,800:													
Assistant director	1	8,750	1	8,750	1	8,000							
Assistant to chairman	1	9,012	1	9,012	0.8	6,644							
Assistant to commissioner	1	9,225	2	18,025	2.5	19,693							
Attorney	2	18,025	2	18,025	2	16,224							
Director	5	44,588	6	55,169	8.4	70,326							
Executive assistant to director						8,000							
Engineering coordinator and technical assistant					5.7	5,650							
Executive director	1	9,800	1	9,800	1	9,000							
General counsel	1	9,800	1	9,800	1	9,000							
Vice chairman, price adjustment board					0.2	1,951							
Grade 14. Range \$7,175 to \$8,225:													
Assistant director	3	24,570	3	24,643	4.4	32,979							
Assistant secretary	1	7,438	1	7,438	0.5	2,943							
Assistant to chief examiner	1	7,962											
Assistant to commissioner	3	24,465	3	24,675	3.1	22,675							
Attorney	1	7,910	1	7,910	2	13,700							
Chief examiner	1	8,225	1	8,225	1	7,205							
Chief of section	2	15,400	3	23,625	3.2	22,911							
Director	2	15,925	2	15,925	1.1	7,791							
Secretary to commission	1	7,963	1	7,700	1	7,000							
Special assistant to chief engineer	1	7,175	1	7,175	1	6,500							
Special assistant to solicitor	1	7,175	1	7,175	1	6,500							
Special expert	1	7,175	1	7,175	7.4	49,025							
Technical consultant	1	7,175	1	7,175	1	6,500							
Grade 13. Range \$6,230 to \$7,070:													
Assistant to commissioner					0.1	725							
Examiner	4	25,970	3	18,900	2.7	15,567							
Special expert					7.2	41,603							
Grade 12. Range \$5,180 to \$6,020:													
Administrative assistant to director	1	5,390	1	5,390	1	4,800							
Assistant chief of section	1	5,810	1	5,533	1	4,600							
Chief of section					0.1	639							
Examiner					0.4	1,800							
Information specialist	1	5,810	1	5,600	0.9	4,217							
Special expert	1	5,810	1	5,810	1.9	9,294							
PERSONAL SERVICES, DEPARTMENTAL—CON.													
Unclassified (corresponding CAF grades shown)—Continued													
Grade 11. Range \$4,300 to \$5,180:													
Confidential assistant to commissioner	1	\$4,520	1	\$4,300	1	\$3,800							
Examiner	2	8,820	2	8,600	3	11,400							
Special expert	1	5,070	1	5,070	3.9	15,841							
Grade 9. Range \$3,640 to \$4,300:													
Assistant to commissioner	1	3,750	1	3,640	0.3	747							
Confidential assistant to commissioner													
Examiner	2	7,500	2	7,280	1.9	6,062							
Grade 8. Range \$3,310 to \$3,970:													
Confidential assistant to general counsel	1	3,310	1	3,310	1	2,900							
Military officers detailed to Commission, balance of salary paid by branch of service from which detailed: Military aide	3	8,935	3	8,935	4	10,831							
Total permanent, departmental	2,768	8,901,885	3,602	10,293,595	3,416.3	8,423,404							
Part-time employment, departmental	28	53,800	56.5	113,016	121.5	198,631							
Overtime pay, departmental		5,000		263,567		1,571,852							
Additional compensation, departmental				5,000		1,880							
All personal services, departmental	2,796	8,960,685	3,658.5	10,675,178	3,537.8	10,195,767							
<b>PERSONAL SERVICES, FIELD</b>													
Clerical, administrative, and fiscal service:													
Grade 15. Range \$8,750 to \$9,800:													
Regional assistant to director	1	8,750	1	8,750	1	8,000							
Grade 14. Range \$7,175 to \$8,225:													
Assistant director													
Assistant to director	1	7,175	1.4	10,045	0.8	5,146							
Chief of section	2	14,350	1.8	12,915	0.6	3,701							
District auditor	3	21,525	3	21,525	3	19,500							
District manager	1	7,700	1	7,438	1	6,852							
Field coordinator	1	7,175	1	7,175	0.6	4,062							
Regional construction auditor	2	16,503	4	28									

UNITED STATES MARITIME COMMISSION—Continued

Construction Fund, United States Maritime Commission, Act June 29, 1936, Revolving Fund—Continued

By objects	Obligations		
	Estimate, 1947	Estimate, 1946	Actual, 1945
<b>PERSONAL SERVICES, FIELD—continued</b>			
Clerical, administrative, and fiscal service—Continued			
Grade 12. Range \$5,180 to \$6,020—Con.			
Shipyard inspector	1	16.3	58.8
Training supervisor		\$87,321	\$270,798
Welding coordinator	1	5,180	1 2 5,558
Grade 11. Range \$4,300 to \$5,180:			
Administrative assistant		1 4,300	1 3,800
Area industrial relations representative			1 2 4,402
Area industrial specialist			0 8 3,198
Area manager			0 3 1,161
Assistant chief of section		3 12,900	4 1 15,675
Assistant district purchasing officer	1	4,300	3 3 12,817
Assistant head of branch		3 13,010	2 9 10,767
Assistant head of unit			0 8 3,167
Assistant regional labor relations officer			0 9 3,325
Assistant to district auditor		1 4,300	1 3,642
Auditor	22.7	27.4	26
Chief of section	5	98,662	7 2 27,360
Claims analyst	1	21,500	1 8 7,740
Claims examiner			0 9 3,483
Classification administrative analyst			0 1 574
Construction cost auditor	7.7	33,682	24 4 93,457
Cost analyst	4	17,420	6 8 29,460
District purchasing officer			3 3 13,975
Electrical coordinator			4 9 18,504
Expediter			0 2 950
Freight and traffic assistant		1 4,300	3 2 12,317
Head of branch		2 8,600	2 2 8,223
Head of unit		2 5 10,970	2 9 10,633
Hull inspector			1 8 7,016
Industrial relations assistant		1 4 6,020	0 8 3,008
Insurance examiner			6 5 24,707
Investigator			0 9 3,484
Labor relations representative			4 1 16,252
Liaison officer			0 6 2,233
Manpower analyst		1 5 6,450	0 8 3,051
Materials controller		9 3 40,562	4 1 15,567
Materials control officer		0 2 860	17 65,015
Materials coordinator		5 5 23,980	1 5 5,542
Materials specialist			15 3 58,322
Occupational analyst			1 8 6,830
Port agent			0 7 2,692
Port auditor		5 1 23,030	0 8 2,903
Price officer		0 3 1,290	5 9 23,433
Production engineer and manpower representative		0 5 2,150	1 3,800
Production specialist			1 7 6,333
Property and sales officer			5 1 19,327
Property and space control officer		0 1 518	0 6 2,375
Public relations representative		1 4,300	0 4 1,725
Purchase controller		1 9 8,170	3 6 13,711
Purchasing officer		1 4,300	5 8 22,009
Rate and traffic assistant		1 4,300	2 7,442
Regional disbursements auditor		1 4,300	1 3,800
Safety consultant		2 7 11,610	2 9 10,925
Shipbuilding inspector		0 3 1,290	0 6 2,334
Shipyard inspector		56.1	115.5
Subcontract cost auditor		243,716	446,139
Supervisor of training		1 8 7,740	2 3 8,708
Welding coordinator			0 9 3,399
Grade 10. Range \$3,970 to \$4,630:			
Assistant chief of section	3	11,910	0 4 1,583
Auditor		3 11,910	0 8 2,771
Chief of section	1	3,970	3 6 12,542
Classification and organization officer		1 3,970	0 8 2,771
Construction cost auditor	16.1	39.3	0 4 1,312
Disbursements auditor		156,669	13 1 45,782
Head of branch	1	3,970	1 6 5,611
Industrial inspector		1 7 6,826	1 8 6,212
Labor relations coordinator			1 3,500
Manpower analyst			9 7 34,041
Materials assistant		3 1 12,934	0 4 1,312
Materials coordinator			1 3,500
Materials specialist			1 8 6,212
Port auditor		1 3,970	1 3,500
Price assistant		2 1 8,337	9 7 34,041
Property and sales officer			0 4 1,312
Property officer		0 3 1,191	1 3,500
Purchase controller		0 5 1,985	1 6 5,530
Purchasing assistant		1 4,080	1 3,600
Shipbuilding inspector			0 3 876
Shipyard inspector	19.3	116.6	268.6
Subcontract cost auditor		1 3,970	2 3 8,147
Grade 9. Range \$3,640 to \$4,300:			
Administrative assistant	0.5	1,820	2 1 6,825
Allowance list controller		1 9 6,916	3 6 11,599
Allowance list expediter			0 2 798
Assistant chief of section	1	3,640	0 9 2,800
Assistant district purchasing officer			2 4 7,747
Assistant head of branch			2 3 7,333
Assistant head of unit			0 8 2,667

By objects	Obligations		
	Estimate, 1947	Estimate, 1946	Actual, 1945
<b>PERSONAL SERVICES, FIELD—continued</b>			
Clerical, administrative, and fiscal service—Continued			
Grade 9. Range \$3,640 to \$4,300—Con.			
Assistant port auditor		2	\$7,280
Assistant regional disbursements auditor		1.7	6,298
Assistant regional labor relations officer			1.8 5,989
Auditor	34.5	70.4	77.8
Chief of section			0.6 2,000
Claims analyst			0.9 2,791
Claims examiner	9	\$129,215	0.6 1,884
Classification analyst	3.5	12,740	1 3,067
Classification investigator	1	3,640	0.7 2,133
Construction auditor			117.3
Construction cost auditor	58.2	97.6	378,966
Construction cost audit clerk		219,678	0.3 1,067
Contract analyst	4	14,615	1 3,200
Cost analyst			4.9 17,946
Dock representative			0.8 2,912
Expediter			1 3,750
Field coordinator			1 3,520
Field representative			2.1 6,431
Head of branch	2	7,390	1.4 4,937
Head of unit			1 3,640
Industrial inspector			4.3 15,949
Industrial relations assistant			3.1 10,072
Industrial specialist			0.4 1,456
Inventory supervisor	4	14,560	3.3 10,667
Inventory surveyor	3	10,920	3.7 11,990
Manpower analyst			0.1 400
Materials controller	0.5	1,820	6.2 19,733
Materials coordinator			1.8 6,882
Materials expediter			2.1 6,888
Materials inspector			0.3 986
Materials specialist			2.2 7,129
Occupational analyst			0.3 800
Personnel assistant	1.5	5,570	2.1 6,675
Personnel technician	0.5	1,820	1 3,999
Placement officer			1 3,640
Plant equipment supervisor			0.3 1,067
Port auditor			2 7,390
Port inspector		0.5 1,820	0.5 1,600
Port procurement representative			1 3,640
Priorities specialist		0.5 1,875	0.8 2,533
Production specialist			1 3,310
Property and sales officer			2 4 7,811
Property control officer			0.3 932
Purchase controller			1 5 4,800
Purchasing assistant			1 3,640
Purchasing officer			3.8 14,033
Sales agent			0.2 702
Sales officer			0.9 3,226
Shipbuilding inspector			0.7 2,321
Shipyard inspector	63.9	339.3	964.9
Special price assistant		245,826	3,106,224
Subcontract cost auditor			1.4 4,373
Surplus materials assistant			5.7 18,249
Traffic assistant			5.9 18,996
Traffic expediter			0.4 1,413
Traffic and transportation specialist			0.2 533
Grade 8. Range \$3,310 to \$3,970:	54	324.2	0.6 1,867
Grade 7. Range \$2,950 to \$3,640:	301.8	1,194,386	498.5
Grade 6. Range \$2,650 to \$3,310:	79	2,060,989	1,451,444
Grade 5. Range \$2,320 to \$2,980:	511.1	2,663,350	601.7
Grade 4. Range \$2,100 to \$2,496:	389.4	2,761,858	1,577,382
Grade 3. Range \$1,902 to \$2,298:	415.3	2,993,509	299.3
Grade 2. Range \$1,704 to \$2,100:	270.7	3,193,059	691,064
Grade 1. Range \$1,506 to \$1,902:	21	3,539,8	544.8
Professional service:			1,094,829
Grade 7. Range \$7,175 to \$8,225:			542.7
Assistant regional director	2	14,875	1,193,764
Assistant to director	2	14,350	539.8
Chief of section	1	7,175	1,070,340
Regional attorney	1	7,437	184
Grade 6. Range \$6,230 to \$7,070:			315,821
Assistant chief of section			20 1 30,291
Assistant to chairman			38 4 48,304
Assistant to regional director			
Attorney	3	18,690	
Chief of section			
Construction engineer			
Electrical engineer			
Head of unit			
Inspector			
Marine engineer	2	12,670	
Naval architect	3	19,110	
Regional attorney	1	6,440	
Wooden hull coordinator			
Grade 5. Range \$5,180 to \$6,020:			
Architect	1	5,180	0.1 549
Area trial board engineer	1	5,180	1 4,600
Assistant chief of section	1	5,180	2 9,264
Assistant regional attorney	1	5,180	1 4,600
Attorney	1	5,180	2 4 11,181
Chief of section			2 6 11,883



By objects	Obligations					
	Estimate, 1947		Estimate, 1946		Actual, 1945	
	Man-years	Total salary	Man-years	Total salary	Man-years	Total salary
<b>PERSONAL SERVICES, FIELD—continued</b>						
Professional service—Continued						
Grade 5. Range \$5,180 to \$6,020—Con.						
Construction engineer	4	\$22,190	26	\$136,858	30	\$138,911
Construction inspection coordinator	1	5,390	3	15,855	4	22,216
Electrical engineer			2	10,360	3	14,452
Electrical inspector					0	6,220
Facilities engineer			3	18,858	0	1,426
Head of branch	4	21,140	7	37,716	13	60,449
Head of unit			0	5,265	0	7,167
Inspection coordinator	1	5,180	1	7,770	2	9,174
Machinery coordinator			0	5,250	0	7,306
Marine engineer	5	26,110	9	49,112	14	66,099
Materials inspector			2	10,360	4	20,214
Mechanical engineer					0	8,834
Naval architect	3	16,170	6	32,228	12	57,292
Plant engineer					1	4,600
Production analyst					0	2,150
Production coordinator					0	9,402
Production engineer			1	5,360	1	5,555
Resident plant engineer			1	6,944	3	16,931
Trial board engineer			0	7,626	2	9,200
Trial board representative	1	5,180	1	5,180	0	7,306
Welding coordinator					0	9,360
Grade 4. Range \$4,300 to \$5,180						
Area trial board engineer	1	4,300	3	13,330	7	26,494
Attorney	1	4,520	1	4,300	2	8,550
Chief of section	1	4,300	1	4,300	1	3,800
Civil engineer	1	4,300	1	4,300	2	8,392
Concrete control engineer					1	5,616
Construction engineer	1	4,300	4	20,275	15	59,400
Electrical coordinator					0	8,219
Electrical engineer			5	21,720	13	49,472
Head of branch	2	8,600	3	14,190	6	22,726
Head of unit					1	4,593
Industrial engineer					0	6,090
Marine engineer	12		21		34	9
		52,690		91,820		132,659
Materials inspector					8	30,822
Mechanical engineer	3	12,900	5	22,018	10	54,005
Naval architect	7		16		27	
		30,530		70,090		103,697
Plant engineer			1	4,300	3	13,427
Plant production engineer			0	3,290	1	3,800
Production analyst					0	1,475
Production engineer	1	4,300	3	13,760	11	42,930
Trial board engineer					0	3,108
Trial board representative			0	7,300	1	7,368
Grade 3. Range \$3,640 to \$4,300						
Attorney			1	3,640	1	3,067
Chemist					1	3,600
Construction engineer					0	1,400
Electrical engineer			4	15,652	14	44,907
Head of unit			0	4,456	1	5,308
Labor economist					0	2,533
Marine engineer	7	25,590	13	50,452	24	77,644
Materials inspector			3		7	
				128,642		241,415
Mechanical engineer	1	3,750	1	4,206	3	9,942
Naval architect	6	22,500	14	42,156	25	79,976
Production analyst			1	5,460	1	5,933
Statistician			0	3,092	1	3,200
Trial board engineer	2	7,280	2	7,280	1	3,467
Trial board representative			1	4,004	2	8,715
Grade 2. Range \$2,980 to \$3,640	6		16		49	
		19,104		50,295		128,665
Grade 1. Range \$2,320 to \$2,980			1	2,354	5	10,089
Subprofessional service:						
Grade 8. Range \$2,980 to \$3,640			1	3,962	1	4,557
Grade 7. Range \$2,650 to \$3,310					1	2,575
Grade 6. Range \$2,320 to \$2,980	1	3,944	3	6,960	2	4,578
Grade 5. Range \$2,100 to \$2,496	1	2,100	2	4,850	1	14,710
Grade 4. Range \$1,902 to \$2,298	1	1,902	1	1,902	0	1,282
Crafts, protective, and custodial service:						
Grade 6. Range \$2,166 to \$2,562	1	2,166	1	2,166	0	1,044
Grade 5. Range \$1,968 to \$2,364	1	2,034	1	2,034	1	2,790
Grade 4. Range \$1,770 to \$2,166	7	12,390	10	17,700	13	19,916
Grade 3. Range \$1,572 to \$1,902	22	34,965	28	44,078	35	64,939
Grade 2. Range \$1,440 to \$1,770	6	8,640	7	11,376	12	15,143
Unclassified (corresponding CAF grades shown):						
Grade 15. Range \$8,750 to \$9,800: Regional director	1	9,800	1	14,700	3	28,125
Grade 14. Range \$7,175 to \$8,225: European representative	1	7,438	1	7,175	1	6,312
Chief of section					0	9,658
Grade 13. Range \$6,230 to \$7,070: Examiner	1	6,230	1	9,345		
Special expert					0	3,500
Liaison officer					0	1,836
Grade 12. Range \$5,180 to \$6,020: Special expert					2	12,144
Grade 11. Range \$4,300 to \$5,180: Special expert					1	4,550
Grade 9. Range \$3,640 to \$4,300: Examiner	2	8,160	2	7,610	1	3,400
Grade 2. Range \$1,704 to \$2,100	1	1,836	1	1,770	1	1,500
Grade 1. Range \$1,506 to \$1,902	1	1,296	1	1,296	1	1,080
Military officers detailed to Commission, balance of salary paid by branch of service from which detailed: Military aide						124
Total permanent, field	2,548	6,732,056	4,418.5	13,668,005	6,748.1	17,794,163

By objects	Obligations						
	Estimate, 1947		Estimate, 1946		Actual, 1945		
	Man-years	Total salary	Man-years	Total salary	Man-years	Total salary	
<b>PERSONAL SERVICES, FIELD—continued</b>							
Part-time employment, field						3.3	\$8,311
Overtime pay, field							3,455,151
							\$687,934
All personal services, field	2,548	\$9,732,056	4,418.5	14,355,939	6,751.4	21,287,625	
01 Personal services (net)	5,314	15,692,741	8,077	25,031,117	10,289.2	34,483,392	
<b>OTHER OBLIGATIONS</b>							
02 Travel		550,000		875,000		1,235,312	
03 Transportation of things		25,000		30,000		29,310	
04 Communication services		520,000		710,000		1,028,890	
Payment for penalty mail		80,000		90,000		98,120	
05 Rents and utility services		180,000		280,000		515,615	
06 Printing and binding		125,000		175,000		132,045	
07 Other contractual services		176,000		223,450		375,155	
08 Supplies and materials		135,000		225,000		435,788	
09 Equipment		75,000		125,000		247,922	
Total other obligations		1,866,000		2,733,450		4,098,157	
Grand total obligations		17,598,741		27,764,567		35,581,549	
Reimbursements for services performed:							
Navy Department				-148,914		-4,655,391	
Transferred to:							
"Salaries and expenses, Division of Disbursement," Treasury Department		+25,092		+44,863		+8,625	
"Printing and binding, Division of Disbursement," Treasury Department		+538		+892		+1,217	
"Salaries and expenses, Office of Treasurer of United States"		+5,329		+5,538		+6,900	
"Printing and binding, Office of Treasurer of United States"		+300		+300		+250	
"Contingent expenses, Office of Treasurer of United States"						+1,175	
Total (general administrative expenses)		17,590,000		27,667,246		30,994,325	
<b>OPERATING AND CONSTRUCTION</b>							
07 Other contractual services:							
Provision for miscellaneous expenditures		2,000,000		2,353,792		3,811,363	
Operation of warehouses		3,201,420		3,554,686		1,769,303	
Reserve fleet expense		15,600,000		14,666,667		16,087	
Maintenance of shipyard facilities		1,325,000		4,200,000		44,465,800	
Restoration of shipyard facilities						44,465,800	
Reconversion of ships		89,458,500		53,581,500			
Adjustment in sale price of war-built vessels				20,000,000			
09 Equipment (construction of vessels):				84,817,700		695,349,290	
Declared and undeclared surplus property						273,450,111	
10 Lands and structures (shipyard facilities)						5,751,633	
11 Grants, subsidies, and contributions (operating differential subsidies)		15,000,000		3,777,178			
Grand total obligations (operating and construction)		126,584,920		186,951,523		1,024,613,567	
Receipts from sales of new vessels, repayments on secured accounts, and interest collections		-30,144,680		-41,734,351		-113,697,144	
Receipts from sales of unrequired and surplus property		-27,445,500		-19,480,000		-9,339,004	
Receipts from contract adjustments and other miscellaneous receipts		-11,961,000		-22,980,315		-25,758,044	
Reimbursement for services chargeable to other appropriations						-3,589,484	
Additional receipts from Navy working funds		-36,000,000		-30,000,000			
Received by transfer from "Emergency ship construction fund, United States Maritime Commission"						-7,000,000	
Transferred to "Construction fund, United States Maritime Commission, act June 29, 1936, revolving fund (transfer to National Housing Agency, Federal Public Housing Authority)"						+2,164,328	
Total (operating and construction) (net)		21,033,740		72,756,857		867,394,239	
Total (general administrative expense)		17,590,000		27,667,246		30,994,325	
Net total obligations		38,623,740		100,424,103		898,388,564	
1945 appropriation obligated in 1942						+167,154,182	
1945 appropriation obligated in 1943						+1,616,960,000	
1945 appropriation obligated in 1944						+550,401,402	
1945 balance available in 1946						+694,472,103	
1945 balance available in 1947		-38,623,740				+38,623,740	
Adjustment of estimated obligations						-300,000,000	
Appropriations of subsequent years obligated in 1946						-162,520,000	
Carried to surplus fund, Public Law 68						+3,100,000,000	
Estimated savings, unobligated balance				756,568,000			
Total estimate or appropriation						6,766,000,000	

**UNITED STATES MARITIME COMMISSION—Continued**

**Emergency Ship Construction Fund, United States Maritime Commission—**

By objects	Obligations		
	Estimate, 1947	Estimate, 1946	Actual, 1945
Obligations, administrative expenses.....			\$93, 423
Adjustments in prior year contracts.....		+\$10, 441, 533	-4, 095, 821
Transferred to "Construction fund, United States Maritime Commission, act June 29, 1936, revolving fund".....			+7, 000, 000
Prior year balance available in 1945.....			-13, 439, 135
1945 balance available in 1946.....		-10, 441, 533	+10, 441, 533
Total estimate or appropriation.....			

**Federal Ship Mortgage Insurance Fund, United States Maritime Commission—**

By objects	Obligations		
	Estimate, 1947	Estimate, 1946	Actual, 1945
Receipts.....			-\$8, 970
Obligations.....	+\$500	+\$500	+224
Prior year balance available in 1945.....			-577, 702
1945 balance available in 1946.....		-586, 448	+586, 448
1946 balance available in 1947.....	-585, 948	+585, 948	
1947 balance available in 1948.....	+585, 448		
Total estimate or appropriation.....			

**Working Fund, United States Maritime Commission (Navy Department)—**

By objects	Obligations		
	Estimate, 1947	Estimate, 1946	Actual, 1945
Obligations.....		\$139, 911, 902	\$366, 572, 078
Reimbursements for services performed.....			-5, 359, 443
Advanced from Navy Department.....		-200, 786, 360	-454, 233, 657
1945 funds obligated in 1944.....			+18, 297, 306
1945 balance available in 1946.....		-3, 370, 472	+3, 370, 472
Refunded to Navy Department.....		+64, 244, 930	+71, 353, 244
Total estimate or appropriation.....			

**Working Fund, United States Maritime Commission (War Department)—**

By objects	Obligations		
	Estimate, 1947	Estimate, 1946	Actual, 1945
Obligations.....		\$324, 087	\$7, 542, 915
Reimbursements for services performed.....			-2, 650
Advanced from War Department.....		-4, 544, 165	-3, 033, 750
1944 balance available in 1945.....			-3, 056, 201
1946 funds obligated in 1945.....		+4, 220, 078	-4, 220, 078
Refunded to War Department.....			+2, 769, 764
Total estimate or appropriation.....			

Statement of proposed expenditures for purchase, maintenance, repair, and operation of passenger-carrying vehicles for the fiscal year ending June 30, 1947

UNITED STATES MARITIME COMMISSION

Appropriation	Vehicles (motor unless otherwise indicated) to be purchased		Old vehicles to be exchanged		Net cost of vehicles to be purchased	Old vehicles still to be used	Total maintenance, repair, and operation, all vehicles	Public purpose and users
	Number	Gross cost	Number	Allowance (estimated)				
Construction fund, United States Maritime Commission, act June 29, 1936, revolving fund:								
Washington, D. C.....	3	\$4, 500	3	\$1, 000	\$3, 500		\$1, 200	For use of Chairman, commissioners, and others in connection with official business.
Baltimore, Md.....						1	400	For official business of employees of the United States Maritime Commission.
Honolulu, T. H.....						1	400	For official use of port auditor.
New Orleans, La.....						4	1, 600	For transaction of official business with ship construction contractors.
New York, N. Y.....						2	800	For official business of employees of the United States Maritime Commission.
Norfolk, Va.....						2	800	Do.
Oakland, Calif.....						4	1, 600	For use in the transaction of official business with ship construction contractors and the transportation of personnel to the various shipyards and plants.
Philadelphia, Pa.....						4	1, 600	For transaction of official business with ship construction contractors and inspectors.
Total.....	3	4, 500	3	1, 000	3, 500	18	8, 400	

**VETERANS ADMINISTRATION**

**Salaries and Expenses, Veterans Administration—**

Administration, medical, hospital, and domiciliary services: For all salaries and expenses of the Veterans Administration, including the expenses of maintenance and operation of medical, hospital, and domiciliary services of the Veterans Administration, in carrying out the duties, powers, and functions devolving upon it pursuant to the authority contained in the Act entitled "An Act to authorize the President to consolidate and coordinate governmental activities affecting war veterans", approved July 3, 1930 (38 U. S. C. 11-11f), and any and all laws for which the Veterans Administration is now or may hereafter be charged with administering, [\$227,675,000, of which \$44,940 shall be available for salaries and expenses of the Federal Board of Hospitalization] \$557,287,000: *Provided, That not to exceed \$12,500 of this amount shall be available for expenses, except membership fees, of employees, detailed by the Administrator of Veterans Affairs to attend meetings of associations for the promotion of medical science and hospital administration or for the betterment of insurance practices and conventions of organized war veterans: Provided further, That this appropriation shall be available also for personal services in the District of Columbia and elsewhere, including traveling expenses; examination of esti-*

*mates of appropriations in the field, including actual expenses of subsistence or per diem allowance in lieu thereof; furnishing and laundering of such wearing apparel as may be prescribed for employees in the performance of their official duties; purchase and exchange of lawbooks, books of reference, periodicals, and newspapers; for purchase (not to exceed [fifty-five] one hundred and eighty-four), maintenance, repair, and operation of passenger automobiles; and notwithstanding any provisions of law to the contrary, the Administrator is authorized to utilize Government-owned automotive equipment in transporting children of Veterans Administration employees located at isolated stations to and from school under such limitations as he may by regulation prescribe; and notwithstanding any provisions of law to the contrary, the Administrator is authorized to expend not to exceed \$5,000 of this appropriation for actuarial services pertaining to the Government life-insurance fund and the National Service Life Insurance Fund, to be obtained by contract, without obtaining competition, at such rates of compensation as he may determine to be reasonable; for allotment and transfer to the Federal Security Agency (Public Health Service), the War, Navy, and Interior Departments, for disbursement by them under the various headings of their applicable appropriations, of such amounts as are necessary for the care and treatment of beneficiaries of the Veterans Administration, including minor*

repairs and improvements of existing facilities under their jurisdiction necessary to such care and treatment; for expenses incidental to the maintenance and operation of farms; for recreational articles and facilities at institutions maintained by the Veterans Administration; for administrative expenses incidental to securing employment for war veterans; for funeral, burial, and other expenses incidental thereto for beneficiaries of the Veterans Administration accruing during the year for which this appropriation is made or prior fiscal years: *Provided further*, That the appropriations herein made for the care and maintenance of veterans in hospitals or homes under the jurisdiction of the Veterans Administration shall be available for the purchase of tobacco to be furnished, subject to such regulations as the Administrator of Veterans Affairs shall prescribe, to veterans receiving hospital treatment or domiciliary care in Veterans Administration hospitals or homes: *Provided further*, That this appropriation shall be available for continuing aid to State or Territorial homes for the support of disabled volunteer soldiers and sailors, in conformity with the Act approved August 27, 1888 (24 U. S. C. 134), as amended, for those veterans eligible for admission to Veterans Administration facilities for hospital or domiciliary care: *Provided further*, That the Administrator is hereby authorized to employ medical consultants for duty on such terms as he may deem advisable and without regard to the civil-service and classification laws: *Provided further*, That this appropriation shall be available for the purchase directly from sources authorized by the common carriers of printed reduced fare requests for use by veterans when traveling at their own expense from or to Veterans Administration facilities: *Provided further*, That notwithstanding any limitation in this Act, this appropriation shall be available for the purchase of legal newspapers in an amount not exceeding \$200 and for the purchase of other newspapers and periodicals in an amount not exceeding \$2,500: *Provided further*, That not to exceed \$50,000 of this appropriation shall be available for the preparation, shipment, installation, and display of exhibits, photographic displays, moving pictures, and other visual educational information and descriptive material, including the purchase or rental of equipment: *Provided further*, That this appropriation shall be available for the payment of rewards, subject to such regulations as the Administrator of Veterans Affairs shall prescribe, to officers and employees of the Veterans Administration in addition to their usual compensation, for suggestions resulting in efficiency or economy in the operation or administration of the Veterans Administration.

No part of this appropriation shall be expended for the purchase of any site for or toward the construction of any new hospital or home, or for the purchase of any hospital or home; and not more than \$3,650,000 of this appropriation may be used to repair, alter, improve, or provide facilities in the several hospitals and homes under the jurisdiction of the Veterans Administration either by contract or by the hire of temporary employees and the purchase of materials.

**Administrative, medical, hospital, and domiciliary services:** The limitation under "Administration, medical, hospital, and domiciliary services", Veterans Administration, in the Independent Offices Appropriation Act, 1946, on the amount which may be expended to repair, alter, improve, or provide facilities in the several hospitals and homes, is hereby increased from \$3,650,000 to \$5,000,000; the limitation under the above appropriation upon the number of passenger-carrying vehicles which may be purchased during the fiscal year 1946 is hereby increased from "fifty-five" to "two hundred and eighty-four"; the limitation under the above appropriation upon the amount which may be available for the preparation, shipment, installation, and display of exhibits, photographic displays, moving pictures, and other visual educational information and descriptive material is hereby increased from "\$50,000" to "\$99,500"; and notwithstanding the provisions of section 106 of the above Act, the appropriation shall be available for the purchase of newspapers (other than legal) and periodicals in an amount not exceeding \$975. Subparagraph (e) of section 201 of the Independent Offices Appropriation Act, 1946, is hereby amended by striking therefrom the words following the words "Veterans Administration" and substituting in lieu thereof the following words and figures, "the amount available for such purpose shall be \$10,000"; and the immediately succeeding additional appropriation for the construction of hospitals and domiciliary facilities, shall be merged with the existing appropriation for the construction of such facilities and remain available until expended. (5 U. S. C. 17a, 26a-26b, 29-97, 103a-103b, 661-738, 823; 15 U. S. C., ch. 16; 24 U. S. C. 30, 71-154; 28 U. S. C. 604a; 31 U. S. C. 82-82g, 123, 686; 34 U. S. C. 161a, 696; 38 U. S. C. 1-724, 801-819; Act of May 3, 1945, Public Law 49; Act of June 30, 1945, Public Law 106; Act of July 6, 1945, Public Law 138; Act of July 5, 1945, Public Law 140; Act of Oct 6, 1945, Public Law 190; Act of Dec. 28, 1945, Public Law 269.)

Estimate 1947, \$557,287,000

Appropriated 1946, \$227,675,000

By objects	Obligations					
	Estimate, 1947		Estimate, 1946		Actual, 1945	
	Man-years	Total salary	Man-years	Total salary	Man-years	Total salary
<b>PERSONAL SERVICES, DEPARTMENTAL</b>						
Clerical, administrative, and fiscal service:						
Grade 16. In excess of \$9,800:						
Administrator.....	1	\$12,000	1	\$12,000	1	\$12,000
Grade 15. Range \$8,750 to \$9,800:						
Administrator, assistant.....	9	82,017	4	36,452	4	35,500
Director of service.....	8	72,904	7	63,000	6	55,542
Director of service, assistant.....	1	8,750				
Grade 14. Range \$7,175 to \$8,225:						
Director of service.....	26	188,838	12	87,156	11	78,937
Director of service, assistant.....	4	29,052				
Director of service, associate.....	4	29,052				
Executive assistant to assistant administrator.....	8	58,104				
Executive officer.....	8	58,104				
Grade 13. Range \$6,230 to \$7,070:						
Administrative officer.....	88	550,968	41	256,701	29	169,717
Analyst.....	9	56,070				
Director of service.....	1	6,230				
Director of service, assistant.....	1	6,230				
Director of service, assistant to.....	38	236,710				
Director of service, associate.....	7	43,610				
Editor.....			1	6,230	1	5,600
Information specialist.....	1	6,230	1	6,230		
Special investigator.....	1	6,230				
Special representative of administrator.....	3	18,690	3	19,140	3	20,418
Grade 12. Range \$5,180 to \$6,020:						
Administrative officer.....	157	839,005	75	393,375	42	201,500
Analyst.....	6	31,080	2	10,360		
Information specialist.....	15	77,700				
Investigator.....	12	62,420	5	26,425	4	22,100
Grade 11. Range \$4,300 to \$5,180:						
Administrative officer.....	187	809,336	36	155,772	12	54,900
Analyst.....	11	47,300				
Director of service, assistant.....	1	4,300				
Examiner.....	1	4,300				
Information specialist.....	12	51,600				
Investigator.....	3	12,900	3	12,900	1	5,066
Grade 10. Range \$3,970 to \$4,630:						
Administrative officer.....	58	234,262	39	157,521	20	74,083
Investigator.....	2	7,940	2	7,940		
Grade 9. Range \$3,640 to \$4,300:						
Administrative officer.....	127	463,042	36	131,256	32	104,399
Analyst.....	10	36,400				
Information specialist.....	28	101,920				
Investigator.....	11	40,580	3	11,067	2	8,375
Photographer.....	1	3,640				
Traffic manager.....	1	4,300	1	4,300	1	3,800
Translator.....	2	7,500	2	7,500	2	6,600
Grade 8. Range \$3,310 to \$3,970:						
Administrative officer.....	134	447,426	94	313,866	64	190,033
Grade 7. Range \$2,980 to \$3,640:						
Administrative officer.....	350	1,058,050	240	725,520	149	402,299
Grade 6. Range \$2,650 to \$3,310:						
Administrative officer.....	352	1,087,680	198	538,164	169	409,474
Grade 5. Range \$2,320 to \$2,980:						
Administrative officer.....	1,816	4,812,400	750	1,771,500	699	1,404,554
Grade 4. Range \$2,100 to \$2,496:						
Administrative officer.....	4,598	10,566,204	2,269	4,847,449	1,646	3,000,200
Grade 3. Range \$1,902 to \$2,298:						
Administrative officer.....	11,704	24,578,400	5,959	11,399,567	4,673	7,581,505
Grade 2. Range \$1,704 to \$2,100:						
Administrative officer.....	7,936	15,094,272	4,272	7,313,664	3,342	4,826,676
Grade 1. Range \$1,506 to \$1,902:						
Administrative officer.....	155	234,980	50	75,800	28	36,265
<b>Professional service:</b>						
Grade 8. Range \$8,750 to \$9,800:						
Chairman, board of veterans' appeals.....	1	9,275	1	9,000	1	8,500
Chief of division.....	1	8,750				
Director of service.....	11	96,500	1	9,000	1	9,000
Director of service, assistant.....	15	131,250				
Director of service, associate.....	1	8,750				
Medical director.....			0.4	3,920	1	9,000
Solicitor.....	1	9,275	1	9,000	1	8,337
Surgeon general.....	1	9,800	0.3	2,940		
Surgeon general, deputy.....	1	9,800	0.3	2,940		
Grade 7. Range \$7,175 to \$8,225:						
Administrative officer.....	12	86,100	3	21,525	2	14,625
Attorney.....	23	168,866	13	95,446	10	37,012
Chief of consultants.....	1	7,175				
Chief of division, associate.....	1	7,175				
Consultant, vocational rehabilitation.....	1	7,175				
Dental expert.....					0.6	3,791
Director of service.....	4	28,700				
Director of service, assistant to.....	7	50,225				
Director of service, associate.....	1	7,175				
Educationist.....					0.7	4,333
Engineer.....	4	30,012	3	22,509	3	20,750
Medical officer.....			6	44,628	6	40,000
Vice chairman, board of veterans' appeals.....	1	7,175				
Grade 6. Range \$6,230 to \$7,070:						
Actuary.....	1	6,440	1	6,440	1	5,700
Administrative officer.....	22	137,060	7	43,610	6	35,933
Attorney.....	62	395,188	30	189,825	26	155,683
Chairman, board of veterans' appeals, assistant.....	1	6,230				
Chief of division, associate.....	1	6,230	1	6,230		
Consultant, vocational rehabilitation.....	2	12,460	1	6,230	0.3	1,866
Dentist.....					2	11,450
Director of service.....	1	6,230				

VETERANS ADMINISTRATION—Continued  
Salaries and Expenses, Veterans Administration—Continued

By objects	Obligations		
	Estimate, 1947	Estimate, 1946	Actual, 1945
<b>PERSONAL SERVICES, DEPARTMENTAL—CON.</b>			
Professional service—Continued			
Grade 6. Range \$6,200 to \$7,070—Con.			
Director of service, assistant to	3 \$18,600		
Director of service, associate	3 18,600		
Economic analyst	3 18,600	1 \$6,230	0 3 \$1,866
Educationist	1 6,860	1 6,860	1 7 9,933
Engineer	24 152,090	10 63,455	7 3 42,750
Historian			0 2 933
Medical officer	40 253,520	21 133,098	14 8 85,150
Special investigator	1 6,230		
Statistician	11 68,530		
Grade 5. Range \$5,180 to \$6,020:			
Actuary	1 5,180		
Adjudicator, alternate reviewer	1 5,180		
Administrative officer	8 41,680	5 26,050	2 2 10,167
Attorney	240	149	114 6
	1,282,560	794,904	564,866
Attorney, reviewer	1 5,180	1 5,180	
Board member, legal	3 15,540	2 12,040	1 3 6,133
Board member, medical	1 5,600		
Chief of chaplaincy service	1 5,180	1 5,180	0 1 766
Chief of library service	1 5,180		
Chief of subdivision	3 15,540		
Consultant, vocational rehabilitation	1 5,180		
Dentist		3 16,800	1 4 7,650
Director of service	1 5,180		
Director of service, assistant to	21 108,780		
Economic analyst	7 36,260		
Educationist	39 202,450	7 36,337	4 18,582
Engineer	84 441,420	23 120,865	19 4 94,033
Medical officer	127	124	54 7
	683,768	667,616	266,933
Rating specialist, occupational	4 22,960	3 15,540	2 6 13,416
Research officer	8 41,440	3 15,540	2 1 9,583
Technical adviser	1 5,180	1 5,180	1 4,600
Vocational advisement supervisor	35 182,980	19 99,524	7 7 36,583
Vocational adviser			1 4,600
Grade 4. Range \$4,300 to \$5,180:			
Actuary	1 4,300		
Administrative officer	8 35,808	5 22,556	4 8 18,583
Analyst	1 4,300	1 4,300	0 1 316
Attorney	48 208,608	28 121,688	19 75,483
Attorney, reviewer	151	78	53 6
	650,660	335,258	206,583
Chief of chaplaincy service, assistant to	1 4,300		
Director of service, assistant to	3 12,900		
Educationist	40 172,400	20 86,200	5 2 19,949
Engineer	128 555,136	33 143,121	21 8 85,891
Medical officer	21 96,450	2 9,186	1 9 7,850
Pharmacologist	1 4,300	1 4,300	0 2 633
Research officer	8 34,400	2 8,600	0 8 2,850
Technical adviser	1 4,300	1 4,300	0 4 1,583
Training officer	1 4,300	1 4,300	0 9 3,483
Superintendent of farm activities	1 4,300	1 4,300	1 3,800
Superintendent of nurses	1 4,300	1 4,300	1 3,800
Vocational advisement supervisor	16 68,800	4 17,200	0 3 1,266
Vocational adviser	2 9,480	2 9,480	2 7 10,016
Grade 3. Range \$3,640 to \$4,300:			
Actuary	2 7,280		
Adjudicator	252 927,624	145 529,540	96 310,516
Adjudicator, alternate reviewer	67 243,880	44 160,160	
Administrative officer	7 25,480		
Analyst	12 43,872	1 3,640	0 4 1,341
Attorney	1 3,640	1 3,640	3 3 10,766
Attorney, reviewer	17	36	52 9
	65,510	138,744	175,533
Director of service, assistant to	1 3,640		
Engineer	295	152	19 7
	1,080,585	556,792	66,275
Horticulturist	1 3,750	1 3,750	1 3,300
Librarian	6 22,170	1 3,970	1 3,475
Medical officer	7 25,480		
Pharmacologist		1 3,640	0 8 2,750
Research officer	9 32,760		
Superintendent of dietitians		1 3,860	1 3,400
Superintendent of nurses, assistant			1 6 5,333
Superintendent of social workers		1 3,860	1 3,400
Supervisor of physical therapy	1 3,640	1 3,640	0 6 2,133
Training officer	2 7,280	2 7,280	2 2 7,300
Training supervisor, occupational therapy	2 7,280	1 3,640	0 6 2,133
Vocational advisement supervisor	16 58,240		
Grade 2. Range \$2,980 to \$3,640:	476	331	298 7
	1,576,136	1,009,613	794,632
Grade 1. Range \$2,320 to \$2,980:	16	17	17 4 40,008
Subprofessional service:			
Grade 8. Range \$2,980 to \$3,640:	1	1	1 7 4,658
Grade 7. Range \$2,650 to \$3,310:	1	1	1 2,375
Grade 6. Range \$2,320 to \$2,980:	34	9	7 18 16,542
Grade 5. Range \$2,100 to \$2,496:	17	5	5 9 11,070
Grade 4. Range \$1,902 to \$2,298:	7	5	2 6 4,330
Grade 3. Range \$1,704 to \$2,100:	1		
Crafts, protective, and custodial service:			
Grade 8. Range \$2,540 to \$3,200:	1	1	2 5 350
Grade 7. Range \$2,364 to \$2,870:	2	2	3 6 705
Grade 6. Range \$2,166 to \$2,562:	30	24	16 9 32,155
Grade 5. Range \$1,968 to \$2,364:	5	5	4 6 7,900
Grade 4. Range \$1,770 to \$2,166:	6	5	5 8 370

By objects	Obligations		
	Estimate, 1947	Estimate, 1946	Actual, 1945
<b>PERSONAL SERVICES, DEPARTMENTAL—CON.</b>			
Crafts, protective, and custodial service—Continued			
Grade 3. Range \$1,672 to \$1,902.....	342	274	218 8
	\$565,668	\$453,196	\$315,325
Grade 2. Range \$1,440 to \$1,770.....	284	142	117 5
	430,260	215,130	148,545
Total permanent, departmental.....	31,112	15,939	12,269 8
	74,388,792	34,937,126	22,798,495
Temporary employment, departmental.....	161	193	136 8
	211,494	300,600	205,963
Part-time employment, departmental.....	51	50	105 3 76,048
W. A. E. employment, departmental.....	2	0 4	1 3 6,040
Overtime pay, departmental.....		6,304,960	4,663,354
All personal services, departmental.....	31,326	16,182 4	12,513 2
	74,658,286	41,594,086	27,749,840
<b>PERSONAL SERVICES, FIELD</b>			
Clerical, administrative, and fiscal service:			
Grade 15. Range \$8,750 to \$9,800:			
Deputy administrator.....	13		
Director of service.....	13		
Manager.....	6	2	1 8 14,667
Grade 14. Range \$7,175 to \$8,225:			
Chief of division.....	39		
Deputy administrator, assistant.....	13		
Director of service.....	78		
Director of service, assistant.....	13		
Manager.....	37	22	21 9
	269,471	160,776	146,867
Manager, assistant.....	3		
Manager, assistant to.....	5	3	21,525
Grade 13. Range \$6,230 to \$7,070:			
Chief of division.....	46		
Chief of division, assistant.....	13		
Chief, vocational rehabilitation and education division.....	9	7	43,610
Director of service.....	23		
Director of service, assistant.....	63		
Information specialist.....	2		
Loan guaranty officer.....	23	20	1 5 9,000
Manager.....	32 9	30	29 1
	205,453	200,450	169,450
Manager, assistant.....	14	8	3 3 18,716
Manager, assistant to.....			0 4 2,333
Readjustment allowance agent.....	9	9	6 5 36,667
Representative of the Administrator.....			0 2 1,067
Grade 12. Range \$5,180 to \$6,020:			
Chief of division.....	113		
Chief of division, assistant.....	13		
Chief of section.....	55		
Chief, training and education sub-division.....	8	6	31,080
Chief, vocational rehabilitation and education division.....	44 9	31	30 5
	232,806	160,735	140,500
Chief, vocational rehabilitation and education division, assistant.....	6	1	5,180
Contact officer.....	2	1	5,180
Director of service, assistant.....	15		
Field representative.....	13		
Field worker.....	3		
Finance officer.....	5	4	20,888
Information specialist.....	72		
Loan guaranty agent.....	9	8	42,936
Loan guaranty officer.....	120 6	80	4
	627,643	420,532	19,233
Manager.....	5	5	26,740
Manager, assistant.....	31 9	18	10 8
	167,634	94,590	52,983
Manager, assistant to.....	3	2	10,360
Manager, subregional office.....			0 3 1,150
Personnel officer.....	5		
Readjustment allowance agent.....	22	22	113,960
Readjustment allowance agent, assistant.....	17 9	12	62,160
Supply officer.....	4	4	20,932
	92,722	62,160	0 1 383
Grade 11. Range \$4,300 to \$5,180:			
Administrative officer.....	4	1	4,300
Chief of division.....	90	78	335,400
Chief of division, assistant.....	34		
Chief, education and training sub-division.....	40 9	22	21 5
	176,729	95,062	81,933
Chief, education and training sub-division, assistant.....	1		
Chief, registration subdivision.....	9	8	34,400
Chief of section.....	11	10	43,000
Chief of section, assistant.....	44	40	172,000
Chief, vocational rehabilitation and education division.....			14 8 56,400
Chief, vocational rehabilitation and education subdivision.....	1	1	4,300
Commissary officer.....	2	2	9,480
Contact officer.....	7	1	4,300
Domiciliary officer.....	2	2	8,820
Finance officer.....	21	20	86,000
Information specialist.....	111		
Investigator.....	11		
Loan guaranty agent.....	138 7	36	9
	603,345	156,600	35,323
Loan guaranty officer.....	2	1	4,300
Manager.....	2	2	9,480
	9,600	0 3 950	8,400

EXECUTIVE OFFICE AND INDEPENDENT OFFICES

113

By objects	Obligations			
	Estimate, 1947	Estimate, 1946	Actual, 1945	
<b>PERSONAL SERVICES, FIELD—continued</b>				
Clerical, administrative, and fiscal service—Continued	Man-years	Total salary	Man-years	Total salary
Grade 11. Range \$4,300 to \$5,180—Con.				
Manager, assistant	9	\$39,580	9	\$39,580
Manager, assistant to	7	30,540	2	8,726
Manager, office	6	25,800		
Manager, subregional office	48.9		18	77,652
Personnel officer	34.9	210,955		3,983
Personnel officer, assistant	5	150,070		
Readjustment allowance agent	18.9	81,270	18	77,460
Readjustment allowance agent, assistant	34.9		11	
Supply officer	23	100,050	22	95,700
Training officer	248.4		172	46.9
Grade 10. Range \$3,970 to \$4,630:				
Chief of allowances	1	3,970		
Chief of division	20	79,400	15	59,550
Chief of division, assistant	52	206,440	41	162,770
Chief, education and training subdivision	2	7,940	2	7,940
Chief, readjustment allowance division	1	3,970		
Chief, registration and occupational survey subdivision	42.9	170,656	35	139,230
Chief, vocational rehabilitation and education subdivision, assistant	1	3,970		
Commissary officer	6	25,250	4	16,832
Contact officer	7	27,780	1	3,970
Contact officer, assistant	4	15,880	1	3,970
Deputy supply officer	2	7,940	2	7,940
Domiciliary officer	7	24,220	6	25,044
Domiciliary officer, assistant	1	4,630	1	4,630
Domiciliary officer and commissary officer	1	4,080	1	4,080
Finance officer	37		27	29.5
Loan guaranty agent	5	147,260		107,460
Loan reviewer	187.6	19,850	187	19,850
Manager, assistant	1	744,772	1	3,970
Manager and cooking instructor	1	3,970		
Occupation analyst	1	3,970		
Personnel officer	1	3,970		
Readjustment allowance agent, assistant	20	79,400	11	43,670
Supply officer	21	83,790	18	71,820
Training officer	126.7		105	12.5
Grade 9. Range \$3,640 to \$4,300:				
Analyst	22	80,080		
Appeal analyst	70.8	257,712		
Chief of division	188	684,320		
Chief of division, assistant	89	323,960		
Chief, registration subdivision	5	18,530	5	18,530
Commissary officer	3	11,030	3	11,030
Commissary officer, assistant	2	7,720	2	7,720
Contact officer	25.9	94,278	25	91,000
Contact officer, assistant	7	25,480	1	3,640
Deputy supply officer	21.9	79,716	21	76,440
Domiciliary officer, assistant	2	7,280	1	3,640
Examiner of reports	2	7,280		
Field examiner	11	40,304	2	7,328
Field supervisor	3	10,920		
Finance officer	18	66,708	16	59,296
Investigator	44	169,160		
Loan guaranty examiner	251.4	915,095	210	764,400
Manager, assistant	2	7,280	2	7,280
Manager, assistant to	3	11,470	1	3,980
Meat specialist, instructor	1	3,640		
Personnel officer	81.8	297,752	5	18,200
Personnel officer, assistant	34.9	127,036		
Planning officer	8	29,120		
Supply officer	32.9		24	23.8
Training officer	1,387.7	119,822	649	89,184
Grade 8. Range \$3,310 to \$3,970	473.9	5,054,003	211	2,363,658
Grade 7. Range \$2,980 to \$3,640	1,641.8	1,580,930	1,044	698,410
Grade 6. Range \$2,650 to \$3,310	386.1	13,855,773	223	3,111,120
Grade 5. Range \$2,320 to \$2,980	1,225	1,031,660	980	590,950
Grade 4. Range \$2,100 to \$2,496	3,259.2	2,875,075	1,356	2,273,600
Grade 3. Range \$1,902 to \$2,298	14,645.4	6,909,504	5,723	2,847,600
Grade 2. Range \$1,704 to \$2,100	11,510.4	30,545,340	7,017	10,885,146
Grade 1. Range \$1,506 to \$1,902	564.6	21,892,780	451	11,956,968
Professional service:		859,886		679,206
Grade 8. Range \$8,750 to \$9,800:				
Chief, professional division	13	113,750		
Deputy surgeon general	13	113,750		
Executive assistant to deputy surgeon general	13	113,750		
Grade 7. Range \$7,175 to \$8,225:				
Chief of division	65	466,375		
Chief, general medical service	1	7,175		

By objects	Obligations			
	Estimate, 1947	Estimate, 1946	Actual, 1945	
<b>PERSONAL SERVICES, FIELD—continued</b>				
Professional service—Continued	Man-years	Total salary	Man-years	Total salary
Grade 7. Range \$7,175 to \$8,225—Con.				
Chief medical officer	8	\$57,400	2	\$14,350
Chief, neuropsychiatry	1	7,175		
Chief, pathologist	1	7,175		
Chief, surgical service	1	7,175		
Chief, tuberculosis service	1	7,175		
Chief, tumor service	1	7,175		
Clinical director	6	43,050		
Director of service	1	7,175		
Director of service, assistant to	1	7,175		
Manager	52.9		33	
Grade 6. Range \$6,230 to \$7,070:				
Adjudication officer	9	56,070	7	43,610
Attorney, chief	9	57,120	6	38,082
Chief, clinical laboratory service	2	12,460	1	6,230
Chief, diagnostic center	1	6,440	1	6,440
Chief of division	26	161,980		
Chief of division, assistant	52	323,960		
Chief, general medical service	8	49,840	4	24,920
Chief medical officer	41.9		40	
Chief medical officer, assistant	1	6,230		
Chief, medical and surgical service	1	6,230		
Chief, neurological service	3	19,110	1	6,370
Chief, neuropsychiatric research unit	2	12,460	1	6,230
Chief, orthopedic surgeon	1	6,230		
Chief, out-patient service	2	12,460		
Chief psychiatrist	20	124,600		
Chief, physical medicine	1	6,230		
Chief, reception and out-patient service	5	31,570	4	25,256
Chief, respiratory service	1	6,230		
Chief, surgical service	41.9		32	
Chief, tuberculosis service	2	12,460	2	12,460
Chief, tuberculosis unit	3	18,690	1	6,230
Chief, tumor service	2	12,460	2	12,460
Chief, X-ray service	1	6,230	1	6,230
Clinical director	90.8		66	
Clinical director, assistant	4	24,920	2	12,416
Manager	34.9		27	
Medical officer	5	31,150		
Specialist, cancer	1	6,230		
Specialist, heart	1	6,230		
Specialist, neuropsychiatry	1	6,230		
Specialist, tumor	6	37,380		
Grade 5. Range \$5,180 to \$6,020:				
Adjudication officer	44.9		32	
Adjudication officer, assistant	26.9	235,725	9	168,000
Chemist	2	139,342		
Chief, acute service	26.8	10,360	26.8	
Chief, acute and reconstruction service		140,110		
Chief attorney, assistant	9	46,620	2	11,200
Chief, advice and guidance subdivision	7	36,450	6	31,080
Chief attorney	44.8		33	
Chief, dental service	47.9	234,976	5	26,050
Chief, dental service, assistant		253,583		
Chief, diagnostic service	2	10,360	2	10,360
Chief, general medical service	73.7	1,400,110	34	180,982
Chief, general medical and surgical service		383,661		
Chief, general medical, reception, and out-patient service	2	10,780	5	26,950
Chief, general medical unit	2	10,360	1	5,180
Chief, general medical and surgical unit	3	15,540		
Chief, infirmary service	1	5,180	1	5,180
Chief, infirmary and physical medicine service	23	122,290	23	122,291
Chief, infirmary and physical medicine service	2	10,360	1	5,180
Chief medical officer	17	92,680	17	89,574
Chief, medical and surgical service, assistant	2	10,360		
Chief, neurological service	5	26,740	3	16,170
Chief, neuropsychiatric unit	10	52,430	3	15,729
Chief nurse	13	67,340		
Chief, neuropsychiatric service, assistant	1	5,180		
Chief, out-patient service	20.9	108,890	1	5,290
Chief, out-patient and neuropsychiatric service	1	5,180		
Chief, physical medicine service	63.8	346,305	30	158,130
Chief, reception service	18	93,660	18	93,240
Chief, reception, infirmary, and out-patient service	1	5,180	1	5,180
Chief, reception and general clinical service	1	5,810	1	5,810
Chief, reception and general medical service	7	38,780	7	38,780

VETERANS ADMINISTRATION—Continued  
Salaries and Expenses, Veterans Administration—Continued

By objects	Obligations		
	Estimate, 1947	Estimate, 1946	Actual, 1945
PERSONAL SERVICES, FIELD—continued			
Professional service—Continued			
Grade 5. Range \$5,180 to \$6,020—Con.	Man- Total	Man- Total	Man- Total
Chief, reception and out-patient service	71.8 \$382,190	47 \$243,460	41 \$188,626
Chief, reception, out-patient, and physical medicine service	1 6,020		
Chief, tuberculosis service	10 54,740	10 54,740	24.7 116,017
Chief, tuberculosis unit	1 5,180		
Chief, surgical service	49.9 265,420	18 96,804	12.3 60,967
Chief, surgical service, assistant	1 5,180		
Chief of service, acute and physical medicine	2 10,360		
Clinical director	2 10,360		
Clinical director, assistant	1 5,180		
Dentist	4 20,720		
Manager	1 5,180	1 5,180	0.2 767
Manager, assistant	11 56,980	6 31,080	5 23,383
Manager, assistant to	1 5,180		
Medical officer	583.6 3,074,900	341 1,706,595	331.5 1,559,560
Medical statistician	1 5,180		
Neuropathologist	1 5,180		
Neuropsychiatrist	5 25,900		
Pathologist	2 10,360		
Psychiatrist	23 119,140		
Psychologist	3 15,540		
Reconstruction officer	1 5,180		
Rating specialist, medical			139.3 640,780
Specialist, general medical	1 5,180		
Specialist, oral surgery	4 20,720		
Specialist, prosthodontia	1 5,180		
Specialist, surgery	1 5,180		
Utility officer	23 122,710	17 90,814	16.8 80,333
Vocational adviser	1 5,180	1 5,180	0.1 383
Grade 4. Range \$4,300 to \$5,180:			
Adjudication officer		11 47,300	13.9 54,600
Adjudication officer, assistant	95.7 413,519	32 139,264	6.8 26,383
Attorney	30.9 136,145	30 132,960	11.8 47,633
Attorney, chief		28 120,400	13.1 51,900
Attorney, assistant chief	45.8 198,451	26 112,944	26.8 104,017
Authorization officer	727.2 3,131,293	199 857,093	167.8 638,667
Chemist	1 4,300		
Chief, acute service	1 4,300		
Chief, advisement and guidance sub-division	39.9 171,570	28 120,400	26.5 100,700
Chief, advisement and guidance sub-division, assistant	1 4,300		
Chief dietitian	2 8,600		
Chief medical officer	2 9,700	2 9,700	2 8,600
Chief nurse	33.9 145,770		
Chief of division	88 378,400		
Chief psychiatric social worker	23.9 102,770		
Chief psychiatrist	3 12,900		
Chief psychologist	18 77,400		
Consulting specialist, general medical	1 4,300	1 4,300	
Consulting specialist, vocational rehabilitation	5 21,500		
Dental service, chief	120.6 518,580	28 120,400	25.1 108,483
Dentist	43.9 188,770	34 146,200	
Dental officer, chief		7 30,100	9.2 34,660
Dental officer, assistant chief	20 86,000	17 73,100	11.9 45,347
Dental service, assistant chief	34.9 151,815	30 130,650	3.8 14,650
Manager, assistant	1 5,180	1 5,180	1 4,600
Medical consultant, vocational	19 81,700		
Medical officer	2,305.4 10,914,440	1,347.2 5,795,535	882.4 3,419,437
Neuropsychiatrist	1 4,300		
Psychiatrist	3 12,900		
Psychologist	40.9 175,870		
Rating specialist, claims	774.1 3,338,693	345 1,493,160	256.3 978,050
Rating specialist, dental	8 34,400	1 4,300	
Rating specialist, medical	763.2 3,332,131	457 1,969,592	160.6 649,953
Rating specialist, occupational	760.1 3,278,311	318 1,374,396	239.8 915,050
Research officer	13 55,900	9 38,700	
Utility officer	51.9 232,408	40 180,800	38.1 155,017
Vocational adviser	571.6 2,459,023	179 770,058	121.6 462,600

By objects	Obligations		
	Estimate, 1947	Estimate, 1946	Actual, 1945
PERSONAL SERVICES, FIELD—continued			
Professional service—Continued			
Grade 3. Range \$3,640 to \$4,300:	Man- Total	Man- Total	Man- Total
Adjudicator	31.9 \$116,562	18 \$65,772	14.8 \$47,550
Attorney, chief	1 3,640	1 3,640	0.2 533
Attorney, associate	77.8 283,192	60 220,490	20.5 67,050
Attorney, assistant chief		1 3,640	2.6 8,542
Authorization officer			2 6,400
Case work supervisor	65.8 239,512	1 3,640	0.3 1,067
Chaplain	254 924,560		
Chief aide, occupational therapy	2 7,280		
Chief, physical therapy technician	3 10,920		
Chief dietitian	112.7 410,228		
Chief dietitian, assistant	19 69,160		
Chief librarian	44 160,160		
Chief librarian, assistant	1 3,640		
Chief nurse	96.8 352,352		
Chief nurse, assistant	2 7,280		
Chief of division	20 72,800		
Chief of division, assistant	52 189,280		
Chief psychiatric social worker	58.9 250,908		
Dentist, associate	225.4 832,176	140 518,840	78.3 258,787
Instructor in case work supervision	4 14,560	1 3,640	0.3 1,067
Instructor in dietetics	3 10,920		
Laboratorian, expert, clinical	11 41,250	5 19,210	4 13,775
Master foreman, orthopedic	1 3,640		
Medical officer, associate	158.6 577,462	115 418,830	114.1 365,240
Medical statistician	2 7,280	1 3,640	
Nursing arts supervisor	8 29,120		
Orthopedic mechanic	1 3,640	1 3,640	0.2 533
Psychiatric social worker	5 18,200		
Psychologist	6 21,840		
Supervisor of social work	24 87,360		
Training officer for the blind	3 10,920	3 10,920	2.3 7,466
Training officer for the deaf	1 3,640	1 3,640	0.6 1,866
Utility officer	44.9 168,060	38 143,640	36.3 121,325
Utility officer, assistant	4 15,440	3 11,655	2.6 8,792
Vocational adviser	517.7 1,885,463	213 776,959	59 189,425
Grade 2. Range \$2,980 to \$3,640	5,554.9 17,775,680	982.4 2,927,552	599.2 1,567,858
Grade 1. Range \$2,320 to \$2,980	7,612.7 20,173,655	201 467,325	191.2 417,575
Subprofessional service:			
Grade 8. Range \$2,980 to \$3,640	34.9 105,747	59 175,820	59.8 167,041
Grade 7. Range \$2,650 to \$3,310	119.7 334,561	220 583,000	220.2 561,642
Grade 6. Range \$2,320 to \$2,980	919.7 2,270,739	1,360 3,155,200	1,209.4 2,679,810
Grade 5. Range \$2,100 to \$2,496	1,819.5 3,877,354	4,748 9,970,800	4,264.8 7,803,551
Grade 4. Range \$1,902 to \$2,298	1,119.3 2,152,413	737 1,401,774	693.1 1,133,605
Grade 3. Range \$1,704 to \$2,100	7,199.6 12,347,314	4,927 8,395,608	4,438.9 6,454,215
Grade 2. Range \$1,572 to \$1,968	14,183.6 23,302,873	7,027 11,046,444	6,668.2 8,859,762
Grade 1. Range \$1,440 to \$1,836			697.4 839,480
Crafts, protective, and custodial service:			
Grade 10. Range \$2,980 to \$3,640	18 56,052	14 41,720	13.7 37,842
Grade 9. Range \$2,650 to \$3,310	118.6 328,759	89 235,850	87.5 214,066
Grade 8. Range \$2,540 to \$3,200	243.4 641,359	182 462,280	180.3 416,942
Grade 7. Range \$2,364 to \$2,870	478.7 1,132,454	352 832,128	340.7 718,467
Grade 6. Range \$2,166 to \$2,562	1,393.7 3,070,045	912 1,975,392	886.8 1,707,995
Grade 5. Range \$1,968 to \$2,364	961.6 1,928,008	603 1,186,704	585.2 1,014,752
Grade 4. Range \$1,770 to \$2,166	3,534.4 6,386,760	1,976 3,497,520	2,213.5 3,435,227
Grade 3. Range \$1,572 to \$1,902	5,192.3 9,090,603	2,908 4,665,096	2,796.8 3,745,640
Grade 2. Range \$1,440 to \$1,770	8,108.3 13,816,543	6,717 9,672,480	4,690.3 5,716,495
Grade 1. Range \$864 to \$1,152			0.7 500
Unclassified			
Member employees	1,778.6 889,300	1,420 710,000	1,328.5 653,250
Insular, Manila	21 40,820	21 40,820	27.5 26,950
Total permanent, field	112,236 267,191,037	59,478.4 124,937,829	46,571.3 82,388,922
Temporary employment, field	489 641,306	489 489,000	563.2 585,424
Part-time employment, field	154 474,299	99.6 376,796	99.6 376,796
W. A. E. employment, field	5 7,662	5 7,662	5.5 6,600
W. O. C. employment, field	185 0	185 0	184.1 0
\$1-per-year employment, field	500 500	1,000 1,000	1,007.7 1,008



By objects	Obligations		
	Estimate, 1947	Estimate, 1946	Actual, 1945
<b>PERSONAL SERVICES, FIELD—continued</b>	Man- Total years salary	Man- Total years salary	Man- Total years salary
Overtime pay, field.....	\$914,535	\$24,095,040	\$15,142,026
Night-work differential, field.....	750,000	575,000	.....
Additional pay for foreign service, field.....	196,315	30,000	29,950
All personal services, field.....	113,569 270,175,654	61,257 150,512,327	48,431.4 98,530,766
Total, departmental and field.....	144,895 344,833,940 4,116,607	77,439.4 192,106,413 4,000,000	60,944.6 126,280,596 4,409,754
Deduct quarters and subsistence furnished Deduct full annual cost at civilian rates for positions filled by military and naval personnel.....	.....	3,628 8,581,431	5,515.7 12,300,600
<b>01 Personal Services (net)</b>	144,895 340,717,333	73,811.4 179,524,982	55,425.9 109,570,242
<b>OTHER OBLIGATIONS</b>			
02 Travel.....	7,043,632	3,940,500	2,585,487
03 Transportation of things.....	2,827,330	2,285,802	1,982,758
04 Communication services.....	1,000,010	646,565	511,513
05 Rents and utility services.....	15,283,339	4,620,942	3,075,270
07 Other contractual services.....	71,721,310	20,641,886	12,718,137
08 Supplies and materials.....	33,514,821	31,359,655	25,099,785
09 Equipment.....	22,300,268	10,240,340	8,924,510
11 Grants, subsidies, and contributions.....	43,894,000	15,666,300	2,710,508
12 Pensions, annuities, and insurance losses (burials and vocational rehab- ilitation tuition).....	29,278,476	16,393,780	7,820,605
Total other obligations.....	226,923,176	105,795,770	65,428,573
Grand total obligations.....	567,640,509	285,320,752	174,998,815
Surplus supplies and equipment acquired beyond current year's needs.....	+750,000	+500,000	.....
Surplus supplies and equipment acquired without reimbursement.....	-10,953,509	-5,413,000	.....
Reimbursements for services performed.....	-150,000	-200,000	-202,334
Transferred to— "Salaries and expenses, Veterans Ad- ministration (transfer to Federal Works Agency, Public Buildings Administration)".....	.....	+1,636,000	+28,500
"Readjustment benefits, Veterans Ad- ministration".....	.....	.....	+830,446
Net total obligations.....	557,287,000	281,843,752	175,655,427
Excess of obligations over appropriation due to Public Law 106.....	.....	-54,168,752	.....
Estimated savings, unobligated balance.....	.....	.....	1,964,513
Total estimate or appropriation.....	557,287,000	227,675,000	177,619,940
<b>BY PROJECTS OR FUNCTIONS</b>			
1. General administration.....	\$81,982,084	\$36,122,128	[\$12,515,315
2. Office of assistant administrator for claims.....	59,104,388	34,483,513	18,345,658
3. Office of assistant administrator for insurance.....	47,078,110	23,016,692	14,936,205
4. Office of assistant administrator for vocational rehabilitation and educa- tion.....	56,314,305	24,780,458	6,965,811
5. Office of assistant administrator for finance: Other finance activities.....	13,446,327	5,039,266	4,901,007
Loan guarantees.....	7,302,586	2,332,602	783,372
Readjustment allowances.....	43,811,000	15,273,293	1,750,848
Total, office of assistant adminis- trator for finance.....	64,559,913	22,645,161	7,435,227
6. Hospital, homes, and medical care: (a) Federal board of hospitalization.....	.....	28,724	29,287
(b) Office of director of special ser- vices.....	5,167,250	3,562,731	700,254
(c) Office of assistant administrator for construction and supply.....	34,390,468	24,994,795	19,599,152
(d) Office of surgeon general.....	219,043,991	115,686,550	94,471,906
Total, hospital, homes, and medical care.....	258,601,709	144,272,800	114,800,599
Grand total obligations.....	567,640,509	285,320,752	174,998,815
Adjustments (see objects schedule for de- tail).....	-10,353,509	-57,645,752	+2,621,125
Total estimate or appropriation.....	557,287,000	227,675,000	177,619,940

**Printing and Binding, Veterans Administration—**

*Printing and binding:* For printing and binding for the Veterans Administration, including all its bureaus and functions located in Washington, District of Columbia, and elsewhere, **[\$780,000]** \$2,000,000.

Printing and binding: For an additional amount, fiscal year 1946, for "Printing and binding for the Veterans Administration," \$1,360,000, of which \$200,000 shall be reimbursed to the "Emer-

gency fund for the President, national defense" (31 U. S. C. 588; 38 U. S. C. 10, 806; 44 U. S. C. 111-111b; Act of May 3, 1945, Public Law 49; Act of Dec. 28, 1945, Public Law 269.)

Estimate 1947, **\$2,000,000** Appropriated 1946, **\$2,140,000**

By objects	Obligations		
	Estimate, 1947	Estimate, 1946	Actual, 1945
06 Printing and binding.....	\$2,000,000	\$1,940,000	\$643,469
Transferred to "Emergency fund for the President, national defense".....	.....	+200,000	.....
Estimated savings, unobligated balance.....	.....	.....	6,531
Total estimate or appropriation.....	2,000,000	2,140,000	650,000
<b>BY PROJECTS OR FUNCTIONS</b>			
1. Annual report.....	\$3,000	\$2,846	\$2,537
2. Blank books.....	86,110	85,101	11,338
3. Letterheads.....	108,664	101,223	26,228
4. Manual, U. S. Government.....	90	91	82
5. Medical bulletins.....	1,405	1,406	1,171
6. Blank forms.....	1,267,899	1,226,946	557,309
7. Miscellaneous publications.....	481,680	506,314	34,522
8. Tablets.....	45,452	10,573	8,832
9. Postal guides.....	700	500	150
10. Field printing.....	5,000	5,000	1,300
Grand total obligations.....	2,000,000	1,940,000	643,469
Adjustments (see objects schedule for detail).....	.....	+200,000	+6,531
Total estimate or appropriation.....	2,000,000	2,140,000	650,000

**Emergency Fund for the President, National Defense (Allotment to Veterans Administration)—**

By objects	Obligations		
	Estimate, 1947	Estimate, 1946	Actual, 1945
06 Printing and binding.....	.....	\$200,000	.....
Received by transfer from "Emergency fund for the President, national de- fense".....	.....	-200,000	.....
Total estimate or appropriation.....	.....	.....	.....

**Penalty Mail Costs, Veterans Administration—**

*Penalty mail costs:* For deposit in the general fund of the Treasury for cost of penalty mail of the Veterans Administration as required by section 2 of the Act of June 28, 1944 (Public Law 364), **[\$614,250]** \$3,500,000. (Act of May 3, 1945, Public Law 49.)

Estimate 1947, **\$3,500,000** Appropriated 1946, **\$614,250**

04 Payment for penalty mail: Obligations—1947, \$3,500,000, 1946, \$614,250; 1945, \$485,625.

**Army and Navy Pensions—**

*Pensions:* For the payment of compensation, pensions, gratuities, and allowances, now authorized under any Act of Congress, or regulation of the President based thereon, or which may hereafter be authorized (except the benefits authorized by the Servicemen's Readjustment Act of 1944), including emergency officers' retirement pay and annuities, the administration of which is now or may hereafter be placed in the Veterans Administration, [accruing during the fiscal year for which this appropriation is made or in prior fiscal years, \$1,080,150,000] \$1,905,000,000, to be immediately available and to remain available until expended. (38 U. S. C. 11a-2, 21-583, 700-726; 34 U. S. C. 161a, 696, 1036a; 10 U. S. C. 1091a; Act of May 3, 1945, Public Law 49; Act of May 4, 1945, Public Law 51; Act of Sept. 20, 1945, Public Law 182.)

Estimate 1947, **\$1,905,000,000** Appropriated 1946, **\$1,080,150,000**

By objects	Obligations		
	Estimate, 1947	Estimate, 1946	Actual, 1945
12 Pensions, annuities, and insurance losses.....	\$1,748,963,704	\$1,236,186,296	\$739,297,733
Transferred to "Readjustment benefits, Veterans Administration".....	.....	.....	+37,228,263
1945 appropriation obligated in prior year 1947 appropriation obligated in 1946.....	+156,036,296	-156,036,296	+3,755,020
Estimated savings, unobligated balance.....	.....	.....	10,970,984
Total estimate or appropriation.....	1,905,000,000	1,080,150,000	791,252,000

VETERANS ADMINISTRATION—Continued

Army and Navy Pensions—Continued

By projects or functions	Obligations		
	Estimate, 1947	Estimate, 1946	Actual, 1945
1. Yellow fever roll of honor.....	\$9,000	\$9,000	\$9,375
2. War of 1812.....	240	240	240
3. Mexican War.....	21,844	25,886	31,279
4. Indian wars.....	1,942,944	2,096,028	2,263,388
5. Civil War.....	9,643,811	10,680,110	11,903,542
6. Spanish-American War.....	147,968,209	144,867,589	142,881,358
7. Regular Establishment.....	24,962,020	24,885,948	24,894,507
<b>8. World War I</b>			
Living veterans:			
Service-connected.....	175,176,000	178,109,830	180,449,369
Non-service-connected.....	67,961,592	59,479,420	53,021,525
Emergency officers.....	3,933,120	4,011,456	4,087,990
Deceased veterans:			
Service-connected.....	45,973,680	47,661,552	50,045,994
Non-service-connected.....	144,962,560	96,023,168	24,706,404
<b>Total, World War I.....</b>	<b>438,006,952</b>	<b>385,285,416</b>	<b>312,311,282</b>
<b>9. World War II:</b>			
Living veterans:			
Service-connected.....	771,401,526	438,099,186	167,476,158
Non-service-connected.....	6,610,648	894,830	152,967
Increased pension payments (Public Law 16).....	55,002,042	25,917,507	7,036,987
Deceased veterans:			
Service-connected.....	214,324,560	160,716,804	60,089,396
Non-service-connected.....	841,696	312,840	64,772
<b>Total, World War II.....</b>	<b>1,048,180,472</b>	<b>625,941,167</b>	<b>234,820,280</b>
10. Retired officers, Army of United States (other than regulars).....	78,228,212	42,394,912	10,182,422
Grand total obligations.....	1,748,963,704	1,236,186,296	739,297,733
Adjustments (see objects schedule for detail).....	+156,036,296	-156,036,296	+51,954,267
<b>Total estimate or appropriation.....</b>	<b>1,905,000,000</b>	<b>1,080,150,000</b>	<b>791,252,000</b>

Readjustment Benefits, Veterans Administration—

*Readjustment benefits:* For the payment of benefits to or on behalf of veterans as authorized by titles II, III, and V, of the Servicemen's Readjustment Act of 1944, [\$295,000,000] \$2,148,387,000, to be immediately available and to remain available until expended. (Act of June 22, 1944, Public Law 346; Act of May 3, 1945, Public Law 49; Act of June 30, 1945, Public Law 98.)

Estimate 1947, \$2,148,387,000      Appropriated 1946, \$295,000,000

By objects	Obligations		
	Estimate, 1947	Estimate, 1946	Actual, 1945
12 Pensions, annuities, and insurance losses.....	\$1,781,887,578	\$661,499,422	\$38,058,709
Received by transfer from—			
"Salaries and expenses, Veterans Administration".....			-830,446
"Army and Navy pensions, Veterans Administration".....			-37,228,263
1947 appropriation obligated in 1946.....	+366,499,422	-366,499,422	
<b>Total estimate or appropriation.....</b>	<b>2,148,387,000</b>	<b>295,000,000</b>	
<b>BY PROJECTS OR FUNCTIONS</b>			
1. Education:			
Subsistence allowance.....	\$305,230,192	\$85,900,276	\$7,762,907
Tuition, fees, and supplies.....	265,307,700	74,664,975	6,746,629
<b>Total education.....</b>	<b>570,537,892</b>	<b>160,565,251</b>	<b>14,509,536</b>
2. Loans:			
Interest.....	7,500,000	785,793	340
Guaranty losses.....	13,125,000	2,425,500	1,460
<b>Total loans.....</b>	<b>20,625,000</b>	<b>3,211,293</b>	<b>1,800</b>
3. Readjustment allowance.....	1,190,724,686	497,722,878	23,547,373
Grand total obligations.....	1,781,887,578	661,499,422	38,058,709
Adjustments (see objects schedule for detail).....	+366,499,422	-366,499,422	-38,058,709
<b>Total estimate or appropriation.....</b>	<b>2,148,387,000</b>	<b>295,000,000</b>	

Military and Naval Insurance, Veterans Administration—

*Military and naval insurance:* For military and naval insurance, \$18,000,000, to be merged with the appropriation for this purpose in section 20 of the Act of October 6, 1917 (40 Stat. 400), the con-

solidated appropriation] \$1,472,000, to be immediately available and to remain available until expended. (38 U. S. C. 32a, 36, 445b, 472b, 503, 511-518, 717, 722; 34 U. S. C. 841f, 853c-6; Act of May 3, 1945, Public Law 49.)

Estimate 1947, \$1,472,000      Appropriated 1946, \$18,000,000

By objects	Obligations		
	Estimate, 1947	Estimate, 1946	Actual, 1945
12 Pensions, annuities, and insurance losses.....	\$10,357,978	\$13,588,707	\$19,787,303
Prior year balance available in 1945.....			-4,474,685
1945 balance available in 1946.....		-4,474,685	+4,474,685
1946 balance available in 1947.....	-8,885,978	+8,885,978	
Net total obligations.....	1,472,000	18,000,000	19,787,303
Estimated savings, unobligated balance.....			6,697
<b>Total estimate or appropriation.....</b>	<b>1,472,000</b>	<b>18,000,000</b>	<b>19,794,000</b>
<b>BY PROJECTS OR FUNCTIONS</b>			
1. Disability awards.....	\$5,511,000	\$5,584,688	\$5,592,689
2. Death awards.....	373,618	653,059	1,101,876
3. Lump-sum disability awards (compromise or litigation).....	57,960	57,960	58,135
4. Lump-sum payments (payments to beneficiaries completed).....	79,200	79,200	81,770
5. Transfers to Government life insurance fund.....	4,320,000	7,200,000	12,941,477
6. Refunds (premiums).....	16,200	13,800	11,356
Grand total obligations.....	10,357,978	13,588,707	19,787,303
Adjustments (see objects schedule for detail).....	-8,885,978	+4,411,293	+6,697
<b>Total estimate or appropriation.....</b>	<b>1,472,000</b>	<b>18,000,000</b>	<b>19,794,000</b>

Hospital and Domiciliary Facilities, Veterans Administration—

*Hospital and domiciliary facilities:* For hospital and domiciliary facilities, [\$84,500,000] \$147,442,500, to be immediately available and to remain available until expended: *Provided*, That this amount shall be available for use by the Administrator of Veterans Affairs, with the approval of the President, for extending any of the facilities under the jurisdiction of the Veterans Administration or for any of the purposes set forth in sections 1 and 2 of the Act approved March 4, 1931 (38 U. S. C. 438j-k) or in section 101 of the Servicemen's Readjustment Act of 1944: *Provided further*, That not to exceed 3 per centum of this amount shall be available for the employment in the District of Columbia and in the field of necessary technical and clerical assistants to aid in the preparation of plans and specifications for the projects as approved hereunder and in the supervision of the execution thereof, and for traveling expenses, field office equipment, and supplies in connection therewith.

[Hospital and domiciliary facilities: The Administrator of Veterans' Affairs, subject to the approval of the Federal Board of Hospitalization, is authorized to utilize such Army and Navy hospitals, temporary or otherwise, not required by the Army or Navy, as such Administrator and the Federal Board of Hospitalization may deem safe and suitable for the hospitalization or domiciliary care of veterans.] (38 U. S. C. 488j-k; Act of June 22, 1944, Public Law 346; Act of May 3, 1945, Public Law 49; Act of Dec. 28, 1945, Public Law 269.)

Estimate 1947, \$147,442,500      Appropriated 1946, \$242,820,000

\* Includes \$158,320,000 appropriated in the First Deficiency Appropriation Act, 1946.

By objects	Obligations		
	Estimate, 1947	Estimate, 1946	Actual, 1945
Personal services, departmental.....	\$1,681,000	\$1,140,600	\$520,177
Overtime pay, departmental.....		123,200	106,542
All personal services, departmental.....	1,681,000	1,263,800	626,719
Personal services, field.....	1,148,500	641,000	1,006,671
Overtime pay, field.....		69,200	206,186
All personal services, field.....	1,148,500	710,200	1,212,857
01 Personal services (net).....	2,829,500	1,974,000	1,839,576
<b>OTHER OBLIGATIONS</b>			
10 Lands and structures.....	227,613,000	180,788,278	28,635,286
Grand total obligations.....	230,442,500	182,762,278	30,474,862
Prior year balance available in 1945.....			-35,471,640
1945 balance available in 1946.....		-22,942,278	+22,942,278
1946 balance available in 1947.....	-83,000,000	+83,000,000	
<b>Total estimate or appropriation.....</b>	<b>147,442,500</b>	<b>242,820,000</b>	<b>17,945,500</b>



**Adjusted Service and Dependent Pay, Veterans Administration—**

By objects	Obligations		
	Estimate, 1947	Estimate, 1946	Actual, 1945
12 Pensions, annuities, and insurance losses	\$4,439	\$10,341	\$63,909
Prior year balance available in 1945			-118,548
1945 balance available in 1946		-94,639	+94,639
1946 balance available in 1947	-84,298	+54,298	
1947 balance available in 1948	+79,859		
Total estimate or appropriation			40,000
<b>BY PROJECTS OR FUNCTIONS</b>			
1. Cash payments (veterans)	\$45	\$45	\$47
2. Cash payments (dependents)	84	84	113
3. Dependents' quarterly payments	3,770	9,672	63,200
4. Lump-sum payments to dependents	540	540	549
Grand total obligations	4,439	10,341	63,909
Adjustments (see objects schedule for detail)	-4,439	-10,341	-23,909
Total estimate or appropriation			40,000

**Adjusted Service Certificate Appropriated Fund, Veterans Administration—**

16 Transferred to trust fund: 1945, \$9,000,000.

**National Service Life Insurance Appropriated Fund, Veterans Administration—**

National service life insurance: For transfer to the national service life insurance fund, in accordance with the provisions of the National Service Life Insurance Act of 1940, on account of payments of benefits in excess of the reserve of the policy in case of death, or for premiums waived in case of total disability, in cases where the death or total disability of the insured shall have been determined by the Administrator of Veterans Affairs to be the result of disease or injury traceable to the extra hazards of military or naval service, and to reimburse the national service life insurance fund for payments made therefrom when recovery of such payments is waived by the Administrator of Veterans Affairs under the authority of section 609 (a) of said Act, **[\$900,000,000]** \$169,535,000, to be immediately available and to remain available until expended. (38 U. S. C. 32a, 801-818; 34 U. S. C. 841f, 853c-6; Act of May 3, 1945, Public Law 49; Act of July 2, 1945, Public Law 118; Act of Dec. 28, 1945, Public Law 269.)

Estimate 1947, **\$169,535,000** Appropriated 1946, **\$1,828,000,000**

\* Includes \$928,000,000 appropriated in the First Deficiency Appropriation Act, 1946.

By objects	Obligations		
	Estimate, 1947	Estimate, 1946	Actual, 1945
16 Transferred to trust fund	\$169,535,000	\$1,228,029,726	\$1,116,198,616
Prior year balance available in 1945			-16,228,342
1946 appropriation obligated in 1945		+599,970,274	-599,970,274
Total estimate or appropriation	169,535,000	1,828,000,000	500,000,000

**Vocational Rehabilitation, Veterans Administration, Revolving Fund—**

By objects	Obligations		
	Estimate, 1947	Estimate, 1946	Actual, 1945
12 Pensions, annuities, and insurance losses	\$250,000	\$225,000	\$179,653
Repayment of loans	-240,000	-185,000	-79,674
Prior year funds available in 1945			-486,398
1945 funds available in 1946		-386,419	+386,419
1946 funds available in 1947	-346,419	+346,419	
1947 funds available in 1948	+336,419		
Total estimate or appropriation			

**Soldiers' and Sailors' Civil Relief, Veterans Administration—**

**[Soldiers' and sailors' civil relief:** For payment of claims as authorized by article IV of the Soldiers' and Sailors' Civil Relief

Act Amendments of 1942, \$400,000, to be immediately and continuously available until expended: *Provided*, That any moneys received under said article IV shall be credited to this appropriation.] (50 U. S. C. 540-554; Act of May 3, 1945, Public Law 49.)

Appropriated 1946, **\$100,000**

By objects	Obligations		
	Estimate, 1947	Estimate, 1946	Actual, 1945
12 Pensions, annuities, and insurance losses	\$160,141	\$186,850	\$27,878
Prior year balance available in 1945			-70,004
1945 balance available in 1946		-442,126	+442,126
1946 balance available in 1947	-653,276	+653,276	
1947 balance available in 1948	+495,135		
Total estimate or appropriation		400,000	400,000

**Claims, Judgments, and Private Relief Acts—**

13 Refunds, awards, and indemnities: Obligations—1945, \$22,422.15.

Total, Veterans Administration, **[\$2,607,119,250]** \$4,934,623,-500: *Provided*, That no part of this appropriation shall be available for hospitalization or examination of any persons except beneficiaries entitled under the laws bestowing such benefits to veterans, unless reimbursement of cost is made to the appropriation at such rates as may be fixed by the Administrator of Veterans Affairs. (Act of May 3, 1945, Public Law 49.)

Annual appropriations, general account:

Estimate 1947, **\$4,934,623,500** Appropriated 1946, **\$3,694,799,250**

\* Includes \$1,087,680,000 appropriated in the First Deficiency Appropriation Act, 1946.

Trust accounts:

**United States Government Life Insurance Fund, Veterans Administration—**

SEC. 17. That all premiums paid on account of insurance converted under the provisions of title III hereof shall be deposited and covered into the Treasury to the credit of the United States Government life-insurance fund and shall be available for the payment of losses, dividends, refunds, and other benefits provided for under such insurance, including such liabilities as shall have been or shall hereafter be reduced to judgment in a district court of the United States. Payments from this fund shall be made upon and in accordance with awards by the director.

The Administration is authorized to set aside out of the fund so collected such reserve funds as may be required under accepted actuarial principles, to meet all liabilities under such insurance; and the Secretary of the Treasury is hereby authorized to invest and reinvest the said United States Government life-insurance fund, or any part thereof, in interest-bearing obligations of the United States or bonds of the Federal farm-loan banks and to sell said obligations of the United States or the bonds of the Federal farm-loan banks for the purposes of such fund. (31 U. S. C. 725b; 38 U. S. C. 511-518, 805a.)

Estimate 1947, **\$84,961,000** Appropriated 1946, **\$89,126,200**  
Revised 1946, **\$90,332,000**

\* Includes \$45,350,000 from premiums and \$39,731,000 from interest on investments.  
\* Includes \$47,965,000 from premiums and \$42,367,000 from interest on investments.

By objects	Obligations		
	Estimate, 1947	Estimate, 1946	Actual, 1945
12 Pensions, annuities, and insurance losses	\$56,480,000	\$59,550,000	\$32,273,257
16 Investments and loans	28,481,000	30,752,000	61,050,700
Total estimate or appropriation	84,961,000	90,332,000	93,324,023

**Personal Funds of Patients, Veterans Administration—**

Represents moneys belonging to patients in Veterans Administration facilities, which funds are held for safekeeping, and are available for return to the patients upon demand. (31 U. S. C. 725s.)

Estimate 1947, **\$5,700,000** Appropriated 1946, **\$4,500,000**  
Revised 1946, **\$5,700,000**

**VETERANS ADMINISTRATION—Continued**

**Personal Funds of Patients, Veterans Administration—Continued**

By objects	Obligations		
	Estimate, 1947	Estimate, 1946	Actual, 1945
13 Refunds, awards, and indemnities.....	\$5,700,000	\$5,700,000	\$5,754,543
1945 funds available in 1946.....		-2,518,964	+2,518,964
1946 funds available in 1947.....	-2,518,964	+2,518,964	
1947 funds available in 1948.....	+2,518,964		
<b>Total estimate or appropriation.....</b>	<b>5,700,000</b>	<b>5,700,000</b>	<b>8,273,507</b>

**General Post Fund, Veterans Administration—**

This fund represents accumulated benefits of operations of stores, hotels, restaurants, and canteens, and rental from concessions; gifts and bequests and proceeds of property left in the care of the homes by former members; unpaid pension money standing to the credit of members of the homes, who die without pensionable heirs, and proceeds from effects of members of the homes who die leaving no heirs or next of kin and without having disposed of their estate by will. Such funds are available upon authorization of the Administrator of Veterans Affairs for construction of chapels, amusement halls, and for other objects to promote the comfort and welfare of the veterans at the various facilities in cases where no general appropriation is available. (24 U. S. C. 111, 136, 139; 31 U. S. C. 725s; 38 U. S. C. 17-17j.)

Estimate 1947, **\$300,000**                      Appropriated 1946, **\$100,000**  
 Revised 1946, **\$300,000**

By objects	Obligations		
	Estimate, 1947	Estimate, 1946	Actual, 1945
05 Rents and utility services.....	\$6,000	\$6,000	\$6,032
07 Other contractual services.....	3,500	3,500	3,376
08 Supplies and materials.....	235,000	235,000	31,936
13 Refunds, awards, and indemnities.....	3,500	3,500	2,701
16 Investments and loans.....	52,000	52,000	77,595
<b>Total estimate or appropriation.....</b>	<b>300,000</b>	<b>300,000</b>	<b>121,640</b>

**BY PROJECTS OR FUNCTIONS**

1. Repayment of personal funds deposited.....	\$3,500	\$3,500	\$2,701
2. Entertainment and recreation.....	244,500	244,500	41,344
3. Investments.....	52,000	52,000	77,595
<b>Total estimate or appropriation.....</b>	<b>300,000</b>	<b>300,000</b>	<b>121,640</b>

**Adjusted Service Certificate Trust Fund, Veterans Administration—**

The Secretary of the Treasury is authorized to invest and re-invest the moneys in the fund, or any part thereof, in interest-bearing obligations of the United States and to sell such obligations of the United States for the purposes of the fund. The interest on and the proceeds from the sale of any such obligations shall become a part of the fund.

All amounts in the fund shall be available for payments, by the Administrator, of adjusted service certificates upon their maturity or the prior death of the veteran, for payments under section 896 to banks on account of notes of veterans, and for making loans authorized by section 896, as amended. (38 U. S. C. 646-647.)

Estimate 1947, **\$15,910**                      Appropriated 1946, **\$140,900**  
 Revised 1946, **\$260,000**

By objects	Obligations		
	Estimate, 1947	Estimate, 1946	Actual, 1945
12 Pensions, annuities, and insurance losses.....	\$717,910	\$13,799,000	\$20,223,396
Proceeds from sale of investments.....	-702,000	-13,539,000	-10,284,170
<b>Total estimate or appropriation.....</b>	<b>15,910</b>	<b>260,000</b>	<b>9,939,226</b>

**National Service Life Insurance Trust Fund, Veterans Administration—**

SEC. 605. (a) There is hereby created in the Treasury a permanent trust fund to be known as the National Service Life Insurance Fund. All premiums paid on account of National Service Life Insurance shall be deposited and covered into the Treasury to the credit of such fund, which, together with interest earned thereon, shall be available for the payment of liabilities under such insurance, including payment of dividends and refunds of unearned premiums. Payments from this fund shall be made upon and in accordance with awards by the Administrator.

(b) The Administrator is authorized to set aside out of such fund such reserve amounts as may be required under accepted actuarial principles, to meet all liabilities under such insurance; and the Secretary of the Treasury is hereby authorized to invest and reinvest such funds, or any part thereof, in interest-bearing obligations of the United States or in obligations guaranteed as to principal and interest by the United States, and to sell such obligations for the purposes of such fund. (38 U. S. C. 801-818, 805a.)

Estimate 1947, **\$636,455,000**                      Appropriated 1946, **\$1,930,240,000**  
 Revised 1946, **\$2,247,840,000**

<sup>a</sup> Includes \$305,600,000 from premiums, \$161,320,000 from interest on investments, and \$169,535,000 transferred from "National Service life insurance appropriated fund, Veterans Administration."

<sup>b</sup> Includes \$891,170,274 from premiums, \$128,640,000 from interest on investments, and \$1,228,029,726 transferred from "National Service life insurance appropriated fund, Veterans Administration."

By objects	Obligations		
	Estimate, 1947	Estimate, 1946	Actual, 1945
12 Pensions, annuities, and insurance losses.....	\$227,635,000	\$234,760,000	\$136,846,767
16 Investments and loans.....	408,820,000	2,013,080,000	1,973,721,358
<b>Total obligations.....</b>	<b>636,455,000</b>	<b>2,247,840,000</b>	<b>2,110,568,125</b>
1945 funds available in 1946.....		-17,252,761	+17,252,761
1946 funds available in 1947.....	-17,252,761	+17,252,761	
1947 funds available in 1948.....	+17,252,761		
<b>Total estimate or appropriation.....</b>	<b>636,455,000</b>	<b>2,247,840,000</b>	<b>2,127,820,886</b>

**Funds Due Incompetent Beneficiaries, Veterans Administration—**

Represents moneys, belonging to incompetent veterans who are maintained by the Government of the United States in an institution, which are paid to the chief officer of the institution to be properly accounted for, and are not required for the benefit of such inmate, such funds to be available for return to the veteran upon recovery or for payment to the legal heirs upon the death of the veteran. (38 U. S. C. 480.)

Estimate 1947, **\$400,000**                      Appropriated 1946, **\$160,000**  
 Revised 1946, **\$400,000**

By objects	Obligations		
	Estimate, 1947	Estimate, 1946	Actual, 1945
13 Refunds, awards, and indemnities.....	\$185,000	\$185,000	\$185,223
1945 funds available in 1946.....		-523,611	+523,611
1946 funds available in 1947.....	-738,611	+738,611	
1947 funds available in 1948.....	+953,611		
<b>Total estimate or appropriation.....</b>	<b>400,000</b>	<b>400,000</b>	<b>708,834</b>

**Unused Moneys of Individuals Whose Whereabouts Are Known—**

13 Refunds, awards, and indemnities. Obligations—1945, \$584.53.

Total, Veterans Administration, trust accounts:

Estimate 1947, **\$727,831,910**                      Appropriated 1946, **\$2,024,267,100**  
 Revised 1946, **\$2,344,832,000**

Statement of proposed expenditures for purchase, maintenance, repair, and operation of passenger-carrying vehicles for the fiscal year ending June 30, 1947

## VETERANS ADMINISTRATION

Appropriation	Vehicles (motor unless otherwise indicated) to be purchased		Old vehicles to be exchanged		Net cost of vehicles to be purchased	Old vehicles still to be used	Total maintenance, repair, and operation, all vehicles	Public purpose and users
	Number	Gross cost	Number	Allowance (estimated)				
Salaries and expenses, Veterans Administration.	184	\$255,700	89	\$17,800	\$237,900	393	\$98,100	The passenger-carrying vehicles are to be used in the efficient and economical operation of the Veterans Administration stations for the primary purpose of transporting claimants and beneficiaries; also in connection with adjustment and investigation of veterans' claims, such use to be in the interest of the Government or veteran. The vehicles to be operated by designated employees or officials of the various Veterans Administration stations.

<sup>1</sup> Includes 32 ambulances, 10 busses, and 39 station wagons.

Total, independent offices, general and special accounts:

Estimate 1947, \$5,601,589,050    Appropriated 1946, \$4,382,885,837  
Revised 1946, \$4,383,881,737

Total, Executive Office of the President and independent offices, general and special accounts:

Estimate 1947, \$5,606,784,210    Appropriated 1946, \$4,387,874,722  
Revised 1946, \$4,388,870,622

Total, Executive Office of the President and independent offices, trust accounts:

Estimate 1947, \$1,485,231,133    Appropriated 1946, \$2,965,486,366  
Revised 1946, \$3,301,717,162

SEC. 102. During the fiscal year ending June 30, [1946] 1947, the salaries of the Commissioners of the United States Maritime Commission, with the exception of the Chairman so long as the office is held by the present incumbent, and the Commissioners of the United States Tariff Commission shall be at the rate of \$10,000 each per annum.

SEC. 103. No part of any appropriation contained in this Act shall be used to pay the salary or wages of any person who advocates, or who is a member of an organization that advocates, the overthrow of the Government of the United States by force or violence: *Provided*, That for the purposes hereof an affidavit shall be considered prima facie evidence that the person making the affidavit does not advocate, and is not a member of an organization that advocates, the overthrow of the Government of the United States by force or violence: *Provided further*, That any person who advocates, or who is a member of an organization that advocates, the overthrow of the Government of the United States by force or violence and accepts employment the salary or wages for which are paid from any appropriation contained in this Act shall be guilty of a felony and, upon conviction, shall be fined not more than \$1,000 or imprisoned for not more than one year, or both: *Provided further*, That the above penal clause shall be in addition to, and not in substitution for, any other provisions of existing law.

SEC. 104. No part of any appropriation or authorization in this Act shall be used to pay any part of the salary or expenses of any person whose salary or expenses are prohibited from being paid from any appropriation or authorization in any other Act; but this prohibition shall be effective only during the period for which such prohibition in such other Act is effective.

[SEC. 105. Where appropriations in this Act are expendable for travel expenses and no specific limitation has been placed thereon, the expenditures for travel expenses may not exceed the amount set forth therefor in the budget estimates submitted for the appropriations.]

[SEC. 106. Where appropriations in this Act are expendable for the purchase of newspapers and periodicals and no specific limitation has been placed thereon, the expenditures therefor under each such appropriation may not exceed the amount of \$50: *Provided*, That this limitation shall not apply to the purchase of scientific, technical, trade, or traffic periodicals necessary in connection with the performance of the authorized functions of the agencies for which funds are herein provided.]

SEC. [107] 105. No part of any appropriation contained in this Act shall be available to pay the salary of any person filling a position, other than a temporary position, formerly held by an employee who has left to enter the armed forces of the United States and has satisfactorily completed his period of active military or naval serv-

ice and has within ninety days after his release from such service or from hospitalization continuing after discharge for a period of not more than one year made application for restoration to his former position and has been certified by the Civil Service Commission as still qualified to perform the duties of his former position and has not been restored thereto.

## TITLE II—GENERAL PROVISIONS

SEC. 201. (a) Appropriations for the fiscal year [1946] 1947 available for expenses of travel of civilian officers and employees of the executive departments and independent establishments shall be available also for expenses of travel performed by them including expenses of transportation of their immediate families in accordance with regulations prescribed by the President, on transfer from one official station to another for permanent duty when authorized by the head of the department or establishment concerned in the order directing such transfer: *Provided*, That such expenses shall not be allowed for any transfer effected for the convenience of any officer or employee.

(b) Appropriations of the executive departments and independent establishments for the fiscal year [1946] 1947 available for the transportation of things shall be available, in accordance with the Act of October 10, 1940 (5 U. S. C. 73c-1), for expenses incurred in the transfer of household goods and effects of civilian officers and employees of such departments and establishments when transferred from one official station to another for permanent duty.

(c) Appropriations contained in this Act, available for expenses of travel shall be available, when specifically authorized by the head of the activity or establishment concerned, for expenses of attendance at meetings of organizations concerned with the function or activity for which the appropriation concerned is made: *Provided*, That there shall be available for such purpose during the fiscal year 1946 to each such agency or establishment not to exceed 50 per centum of the amount authorized for the same purpose for each such agency or establishment for the fiscal year 1945, except that in the case of the Veterans Administration the amount available for such purpose shall not exceed 75 per centum of the amount authorized for the fiscal year 1945.]

(d) Appropriations of the executive departments and independent establishments for the fiscal year [1946] 1947 available for expenses of travel shall be available for the payment of travel expenses while away from their homes or regular place of business, including per diem in lieu of subsistence at place of employment, in accordance with the Standardized Government Travel Regulations, the Subsistence Expense Act of 1926, as amended (5 U. S. C., ch. 16), and the Act of February 14, 1931, as amended (5 U. S. C. 73a), of (1) persons employed intermittently as consultants or experts and receiving compensation on a per diem when-actually-employed basis, and (2) persons serving in an advisory capacity or employed without compensation or at \$1 per annum; except that in case of (2) above there may be allowed not to exceed \$10 per diem in lieu of subsistence en route and at place of service or employment, unless a higher rate is specifically provided by law.

SEC. 202. Unless otherwise specifically provided, no appropriation available for the executive departments and independent establishments for the fiscal year [1946] 1947 in this Act or any other Act, shall be expended—

(a) To purchase any motor-propelled passenger-carrying vehicle (exclusive of busses, ambulances, and station wagons), at a cost, completely equipped for operation, and including the value of any vehicle exchanged, in excess of [such amount as the Secretary of War, in the case of the War Department, the Secretary of the Navy, in the case of the Navy Department, the Commissioners, in the case of the government of the District of Columbia, and the Director of the Bureau of the Budget, in the case of other essential governmental

needs, may determine necessary to obtain satisfactory motor-propelled passenger-carrying vehicles, but in no event shall the price so paid for any such vehicle exceed the maximum price therefor established by the Office of Price Administration and in no event more than **[\$1,500]** \$1,050, which amount shall be in addition to the amount required for transportation.

(b) For the maintenance, operation, and repair of any Government-owned motor-propelled passenger-carrying vehicle not used exclusively for official purposes; and "official purposes" shall not include the transportation of officers and employees between their domiciles and places of employment, except in case of medical officers on out-patient medical services and except in cases of officers and employees engaged in field work the character of whose duties makes such transportation necessary and then only as to such latter cases when the same is approved by the head of the department or establishment concerned. Any officer or employee of the Government who uses or authorizes the use of any Government-owned motor-propelled passenger-carrying vehicle, or of any motor-propelled passenger-carrying vehicle leased by the Government, for other than official purposes or otherwise violates the provisions of this subsection shall be summarily removed from office by the head of the department or establishment concerned. The limitations of this subsection (b) shall not apply to any motor vehicles for official use of the President, the heads of the executive departments, Ambassadors, Ministers, *chargés d'affaires*, and other principal diplomatic and consular officials.

**SEC. 203.** Excepting appropriations for the Military and Naval Establishments, no appropriation for the fiscal year **[1946]** 1947 in this or any other Act shall be available for the purchase, maintenance, or operation of any aircraft unless specific authority for the purchase, maintenance, or operation thereof has been or is provided in such appropriation, and the acquisition of aircraft by any agency by transfer from another agency of the Government shall be considered as a purchase within the meaning hereof.

**SEC. 204.** In purchasing motor-propelled or animal-drawn vehicles or tractors, or road, agricultural, manufacturing, or laboratory equipment, or boats, or parts, accessories, tires, or equipment thereof, the head of any executive department or independent establishment or his duly authorized representative may exchange or sell similar items and apply the exchange allowances or proceeds of sales in such cases in whole or in part payment therefor: *Provided*, That any transaction carried out under the authority of this section shall be evidenced in writing.

**SEC. 205.** Section 3709, Revised Statutes (41 U. S. C. 5), shall not apply to any purchase by or service rendered to any executive department or independent establishment during the fiscal year **[1946]** 1947 when the aggregate amount involved does not exceed \$100, but this section shall not be construed as affecting any provision of law authorizing purchases or services without regard to said section 3709 in amounts greater than \$100.

**SEC. 206.** Unless otherwise specified and until July 1, **[1946]** 1947, no part of any appropriation contained in this or any other Act shall be used to pay the compensation of any officer or employee of the Government of the United States (including any agency the majority of the stock of which is owned by the Government of the United States) whose post of duty is in continental United States unless such person (1) is a citizen of the United States, (2) is a person in the service of the United States on the date of enactment of this Act who, being eligible for citizenship, had filed a declaration of intention to become a citizen of the United States prior to such date, or (3) is a person who owes allegiance to the United States: *Provided*, That for the purpose of this section, an affidavit signed by any such person shall be considered prima facie evidence that the requirements of this section with respect to his status have been complied with: *Provided further*, That any person making a false affidavit shall be guilty of a felony and, upon conviction, shall be fined not more than \$1,000 or imprisoned for not more than one year, or both: *Provided further*, That the above penal clause shall be in addition to, and not in substitution for, any other provisions of existing law: *Provided further*, That any payment made to any officer or employee contrary to the provisions of this section shall be recoverable in action by the Federal Government. This section shall not apply to citizens of the Commonwealth of the Philippines or to nationals of those countries allied with the United States in the prosecution of the war.

**SEC. 207.** Appropriations for the executive departments and independent establishments for the fiscal year **[1946]** 1947 available for travel expenses shall be available for the payment of per diem allowances in lieu of subsistence expenses without regard to the Subsistence Expense Act of 1926, as amended (5 U. S. C. 821-833), to civilian officers and employees of such departments and establishments while traveling on official business outside the continental limits of the United States and away from their designated posts of

duty: *Provided*, That the amount of such allowances shall be determined by the head of the department or independent establishment concerned or by such official as he may designate for the purpose, but shall in no case, notwithstanding any other provision of law, exceed the maximum established by regulations prescribed by the President for the locality in which the travel is performed: *Provided further*, That the availability of appropriations of the War and Navy Departments with respect to the foregoing shall not be restricted thereby.

**SEC. 208.** The provision of law prescribing the use of vessels of United States registry by employees of the Government traveling overseas (46 U. S. C. 1241) shall not apply to such travel during the fiscal year **[1946]** 1947.

**[SEC. 209.** Appropriations of the executive departments and independent establishments for the fiscal year 1946 shall be available for reimbursement at not to exceed 5 cents per mile to personnel serving without compensation from the United States for expenses of travel performed by them in privately owned automobiles away from their designated posts of duty.]

**SEC. [210]** 209. Appropriations of the executive departments and independent establishments for the fiscal year **[1946]** 1947, available for expenses of travel are hereby made available (1) for allowances for living and quarters in accordance with Standardized Regulations prescribed by the President for civilian officers and employees of the Government temporarily stationed in foreign countries, (2) for living quarters allowances in accordance with the Act of June 26, 1930 (5 U. S. C. 118a), and regulations prescribed thereunder, and (3) cost of living allowances in accordance with the Act of February 23, 1931, as amended (22 U. S. C. 12), and regulations prescribed thereunder, for all civilian officers and employees of the Government permanently stationed in foreign countries: *Provided*, That the availability of appropriations of the Departments of War and Navy and of the Department of State under the caption "Foreign Service" shall not be affected hereby.

**SEC. [211]** 210. No part of any appropriation for the fiscal year **[1946]** 1947 contained in this or any other Act shall be paid to any person for the filling of any position for which he or she has been nominated after the Senate has voted not to approve of the nomination of said person.

**SEC. [212]** 211. The funds appropriated in the appropriation Acts for the fiscal year **[1946]** 1947 of the services mentioned in the title of the Act of June 16, 1942 (**[Public Law 607, Seventy-seventh Congress]** 56 Stat. 359), shall be available for, and the heads of the executive departments concerned are authorized to prescribe, per diem rates of allowance, at rates not to exceed \$7 per day, in lieu of subsistence to officers traveling on official business and away from their designated posts of duty, including such per diem allowances for travel without regard to repeated travel between two or more places in the same vicinity, and to members of the services concerned (including officers, warrant officers, contract surgeons, enlisted personnel, aviation cadets, and members of the Nurse Corps) when traveling by air under competent orders and on duty without troops; and for the payment in advance, or otherwise, of money allowances in lieu of transportation, at the rate of 3 cents per mile to enlisted men, regardless of the mode of travel.

**SEC. [213]** 212. No part of any appropriation contained in this or any other Act shall be used to pay in excess of \$2 per volume for the current and future volumes of the United States Code Annotated or in excess of \$3.25 per volume for the current or future volumes of the Lifetime Federal Digest.

**[SEC. 214.** Hereafter appropriations of the executive departments and independent establishments of the Government shall be available for the expenses of committees, boards, or other inter-agency groups engaged in authorized activities of common interest to such departments and establishments and composed in whole or in part of representatives thereof who receive no additional compensation by virtue of such membership: *Provided*, That employees of such departments and establishments rendering service for such committees, boards, or other groups, other than as representatives, shall receive no additional compensation by virtue of such service.]

**SEC. [215]** 213. In order to enable persons who have served ninety days or more in the land or naval forces during the present war, and who have satisfactorily completed their period of active military or naval service, to obtain materials required for the construction, alteration, or repair of dwelling houses to be occupied by them, any department or agency of the Government, in allocating or granting priorities with respect to any materials, shall give to such persons a preference over all other users of such materials (except to the extent such materials are needed by such other users to meet actual military needs), without requiring any showing of hardship or other necessity for the construction, alteration, or repair of such dwelling houses.

## FEDERAL LOAN AGENCY

---

### ESTIMATES OF APPROPRIATION

---

NOTE.—The Government Corporation Control Act, Public Law 248, approved December 6, 1945, requires each wholly owned Government corporation to submit annually to the President for transmittal to the Congress a budget program or plan of operations. Because of the lateness of the passage of the act, the 1947 budget programs of the corporations will be submitted to the Congress in the spring as a supplement to the regular Budget.



## FEDERAL SECURITY AGENCY

*Summary of estimates of appropriation for the fiscal year 1947, compared with appropriations for the fiscal year 1946*

[The 1947 Budget estimates make specific provision for additional costs made necessary by pay legislation enacted near the close of the fiscal year 1946. The 1946 appropriations did not make specific provision for any such costs and thus the appropriations shown below are not comparable with the 1947 estimates to whatever extent deficiency appropriations may be necessary to meet these added costs]

Bureau or subdivision	1947 Budget estimates	1946 appropriations	Increase (+) or decrease (-), 1947 estimates over 1946 appropriations
<b>GENERAL AND SPECIAL ACCOUNTS</b>			
Annual appropriations:			
American Printing House for the Blind.....	\$115,000	\$115,000	-----
Columbia Institution for the Deaf.....	229,300	213,605	+15,695
Food and Drug Administration.....	4,096,500	2,932,400	+1,164,100
Freedmen's Hospital.....	921,000	796,750	+124,250
Howard University.....	4,399,500	1,280,575	+3,118,925
Office of Education.....	18,335,200	18,035,018	+300,182
Public Health Service.....	103,890,900	137,006,500	-33,115,600
Saint Elizabeths Hospital.....	2,592,000	5,442,665	-2,850,665
Social Security Board.....	561,731,800	512,861,599	+48,870,201
Office of Vocational Rehabilitation.....	12,392,100	8,686,888	+3,705,212
Office of the Administrator.....	5,776,400	5,143,884	+632,516
Total, annual appropriations, general and special accounts.....	714,479,700	692,514,884	+21,964,816
Permanent appropriations:			
Office of Education.....	9,550,000	9,550,000	-----
Total, general and special accounts.....	724,029,700	702,064,884	+21,964,816
<b>TRUST ACCOUNTS</b>			
American Printing House for the Blind.....	\$10,000	\$10,000	-----
Food and Drug Administration.....	9,710	9,710	-----
Public Health Service.....	111,000	111,060	-\$60
Saint Elizabeths Hospital.....	505,000	534,000	-29,000
Total, trust accounts.....	635,710	664,770	-29,060

### EXPLANATORY STATEMENT

#### AMERICAN PRINTING HOUSE FOR THE BLIND

The amount recommended for this institution located at Louisville, Kentucky, has been appropriated annually since 1937. This entire amount is used for the manufacture of braille books, phonograph records, and braille typewriters for free distribution to schools for the blind throughout the country. Financing of additional material produced for the blind is provided for by sales.

#### COLUMBIA INSTITUTION FOR THE DEAF

This institution provides instruction for deaf persons below the college level at Kendall School and in college subjects at Gallaudet College. The District of Columbia contributes to Kendall School for the education of students who are legal residents. Congress provides free scholarships to Gallaudet College for qualified students from the States and Territories. The 1947 estimate includes a small additional amount for increased personnel, repairs, alterations, heating equipment, and plans and specifications for building construction.

#### FOOD AND DRUG ADMINISTRATION

Needed increase in this regulatory activity was deferred during the war. The increase for enforcement activities in 1947 is needed not only to pick up this deferred expansion but to cope with many aggravated problems that have developed in the interim, such as deterioration in standards under wartime conditions and revival of imports. The appropriation for certification service is a new appropriation covering certification of penicillin in connection with recently enacted legislation. The certification of insulin and of coal tar colors, previously carried on under the enforcement operations appropriation, will now be financed under the certification appropriation. The entire appropriation for certification services will be covered by fees.

#### FREEDMEN'S HOSPITAL

This hospital renders medical and hospital care to Negroes, drawing its patients principally from the District of Columbia and adjacent counties in Virginia and



Maryland. It consists of a general medical and surgical unit of 402 beds (including 54 bassinets), a tuberculosis unit of 150 beds, and an out-patient department. The hospital is approved by the American College of Surgeons as meeting unconditionally its minimum standards, has a fully accredited school of nursing, and is approved by the Council on Medical Education and Hospitals of the American Medical Association for the training of interns and for residencies or fellowships. Freedmen's Hospital also is affiliated with the Howard University School of Medicine and serves as a teaching center for the medical students, in exchange for which the university provides medical and teaching staff for the hospital. The hospital derives funds from Federal appropriation and from direct payment by patients. The Federal Government is reimbursed by the District of Columbia for the care of indigent legal residents of the District. In 1947, the Government's net share in the cost of operation will be approximately 35 percent. The decrease of approximately 10 percent in the Government's share of the cost is due principally to completion of all items currently contemplated in connection with the program to rehabilitate the physical plant. A revised schedule of charges against pay patients, based on the cost of service rendered, is expected to increase revenues from this source. The increase in the amount of the Federal appropriation estimate for 1947 is to meet increased costs resulting from basic pay increases for employees. The estimates for the hospital are based on 85 percent utilization of the general hospital and 90 percent utilization of the tuberculosis annex.

#### HOWARD UNIVERSITY

Howard University is an institution of higher education which receives funds from the Federal Government for partial support of the maintenance and operation of undergraduate, graduate, and specialized training. Due to the rapid increase in the enrollment of the university, additional amounts are recommended for 1947 for personnel, repairs, alterations, and library books. An amount of \$154,800 is recommended for planning for several building projects and \$3,017,000 for the construction of four new buildings.

#### OFFICE OF EDUCATION

The Office of Education was created in 1867 to (1) collect and publish statistics and facts to show the condition and progress of education in the States and Territories, (2) circulate information regarding the organization and management of schools and the methods of teaching to aid in the maintenance of efficient State school systems, and (3) promote education. In addition, this Office administers grants for vocational education.

The first Federal statutes relating to land-grant colleges were enacted in 1862, and since 1890 the Federal Government has made appropriations for the support of these institutions in order to encourage work in the fields of agriculture, engineering and technology, and home economics. In addition to these grants to colleges, the Office administers Federal grants to the States for the promotion and support of vocational schools and classes for instruction in agriculture, trades and industry, distributive occupations, and home economics.

In the Budget for 1946 an amount of \$26,365,000 is allowed for grants for the development of vocational education and the endowment of colleges for agriculture and the mechanic arts. \$9,550,000 of the amount provided for these purposes is for permanent appropriations. A

substantial increase is recommended in the salaries and expenses appropriation for expanding and strengthening the regular Office of Education for the purpose of giving proper emphasis to all the various aspects of education.

#### PUBLIC HEALTH SERVICE

The programs of the Public Health Service may be grouped under major categories, as follows: General Public Health Activities (largely in cooperation with the States), Hospitals and Medical Care, Foreign Quarantine Activities, Research, Regulatory Work, Education and Training, and International Health Relations.

#### GENERAL PUBLIC HEALTH ACTIVITIES

These activities include a general program of assistance to States in expanding and improving throughout the Nation the various health services provided for through State and local health offices. They also include programs directed against specific diseases, which now include venereal diseases, tuberculosis, malaria, typhus, plague, dengue fever, and poliomyelitis.

In line with the enactment of the Public Health Service Act (42 U. S. C., ch. 6A) increasing the authorization of appropriations for general assistance to States, the estimate for this purpose for 1947 is \$19,420,000. This includes grants of \$18,000,000 and additional amounts for consultative services, demonstrations, industrial hygiene services, training, and administration. The wartime appropriation for assistance to States in health and sanitation activities in war areas is discontinued in 1947.

Of the programs directed against specific diseases, the appropriations for control of venereal disease, tuberculosis, and communicable disease are mainly comprehensive control programs. The estimate for control of venereal diseases, amounting to \$16,628,000, includes a substantial amount for grants to States and also includes continued operation of 54 rapid treatment centers. This part of the control program was inaugurated as a wartime measure and is continued as a part of the permanent control program. The program for control of tuberculosis is expanded to a total of \$7,994,000, including \$6,880,000 for grants to States and the remainder for administration, consultative services to the States, field studies, and radiology. The program for control of malaria and diseases of tropical origin, provided for in 1947 under the appropriation "Control of Communicable Diseases," is a directly operated control program in endemic areas. The special wartime appropriation for this activity in war areas has been discontinued. Activities under this same appropriation directed toward typhus, plague, poliomyelitis, diarrheal diseases, and dengue fever are less comprehensive in character and consist largely of demonstrations, field studies, consultative services to States, education, and training. Interstate quarantine activities included under this appropriation have been increased to \$80,000 in 1947.

The estimate for "Development of Health Facilities" approximately doubles the amount available in 1946 for cooperation with the States in the planning of a comprehensive program of construction of hospitals and health centers and of sanitation facilities, and for consultative services to the States on development and management of health facilities.

Health and sanitation activities of the Public Health Service also include inspectional, promotional, and survey work by the Sanitary Engineering Division under the appropriation for "Salaries and miscellaneous expenses."



## HOSPITALS AND MEDICAL CARE

*Marine hospitals, relief stations, and services to Coast Guard.* Marine hospitals and relief stations, operated by the Hospital Division, render medical, dental, and hospital care to beneficiaries of the Public Health Service as prescribed by law. Principal beneficiaries are merchant seamen and members of the United States Coast Guard. In 1947 it is anticipated that the hospital patient load and out-patient services will decrease approximately 8 percent, due principally to reduction in the size of the Coast Guard. A sanatorium is also operated for the care of leprosy patients. Hospital Division personnel furnish miscellaneous services to other Federal agencies, such as physical examinations of Civil Service recruits and services in connection with the establishment and operation of Federal employee health programs.

*Narcotic Hospitals.* The Division of Mental Hygiene operates two hospitals providing care for drug addicts and other mental patients. This division also conducts research into the nature and treatment of drug addiction and other psychotic conditions and provides clinical psychiatric services to the Juvenile Court, District of Columbia. Wartime conditions brought a sharp decline in drug addict patients and these hospitals were authorized to provide care for the overflow of mental patients from Saint Elizabeths Hospital. Navy mental patients are beneficiaries of Saint Elizabeths Hospital and have been cared for in these hospitals on a reimbursable basis. The 1947 Budget envisions a change in the composition, as well as a reduction, in the patient load. It is anticipated that there will be an upward trend in drug addiction and addict patients. A decline in other mental patients will result from reductions in the size of the Navy and administrative plans calling for the transfer of patients having veterans status to Veterans Administration hospitals.

Beginning July 1, 1945, activities of the Hospital and Mental Hygiene Divisions have been financed under the appropriation, "Hospitals and medical care, Public Health Service." The 1947 Budget provides increases to compensate for reductions in reimbursements; employee base pay increases; and the strengthening of management and budgetary procedures in the Hospital Division. These increases are partially offset by reductions in patient load.

## FOREIGN QUARANTINE ACTIVITIES

The Foreign Quarantine Service is responsible for preventing the introduction of dangerous quarantinable diseases, such as anthrax, cholera, leprosy, plague, psittacosis, smallpox, typhus, and yellow fever, into the United States. The workload of the Foreign Quarantine Service is expected to increase and the estimate for 1947 reflects this need as well as the need for replacement of services rendered during the war by Coast Guard personnel and restoration of services in foreign ports which were discontinued during the war.

## RESEARCH

Research activities are carried on mainly at the National Institute of Health and the National Cancer Institute at Bethesda, Md., at the Rocky Mountain laboratory at Hamilton, Mont., and at smaller laboratories in various locations. Provision for research is made mainly in the appropriations for the National Institute of Health and the National Cancer Institute, with some additional sums being provided under Control of Venereal Disease, Tuberculosis, and other appropriations. Estimates for

research are materially increased in 1947. In the estimate for the National Institute of Health, an item of \$1,734,000 is provided in 1947 for grants-in-aid for research. This is an extension of the research in the medical field inaugurated during the war through the Office of Scientific Research and Development. Also, in the appropriation for the National Cancer Institute, a substantial increase to \$500,000 has been provided for grants-in-aid for extended research in this field. In connection with research activities, the Public Health Service engages in the manufacture of vaccine for certain diseases, particularly yellow fever, typhus, and Rocky Mountain spotted fever. The volume of this production will decline in 1947 and facilities so released will be reconverted to other fields of research.

## REGULATORY WORK

The enforcement of the former Biologics Control Act, now incorporated as part F, title III, of the Public Health Service Act (42 U. S. C. 262, 263) involves control of the manufacture and sale of viruses, serums, toxins, and similar products, and is part of the activities of the National Institute of Health. No change is contemplated in 1947.

## EDUCATION AND TRAINING

Health education is principally provided for in the appropriation for "Salaries and miscellaneous expenses" under the Division of Public Health Methods but is also reflected in various operating programs of the Public Health Service as well as in expenditures by the States under grants-in-aid. Training of personnel for State and local health work is provided under the appropriation for "Assistance to States, general." Training of specialists is included in various appropriations, including those for venereal disease control, tuberculosis control, control of communicable diseases, and the National Cancer Institute. Provision is made in the 1947 estimates for the National Institute of Health and the National Cancer Institute for increased utilization of fellowships as a training device. In addition to the expenditure for training directly by the Public Health Service, it is expected that well over \$500,000 of grant-in-aid money will be spent by the States for training of personnel.

Under authority of Public Law 74, as amended, an appropriation is made for the training of nurses to ensure an adequate supply for the armed forces, governmental and civilian hospitals, health agencies, and war industries. The program authorized makes provision for tuition, books, uniforms, maintenance allowances for new enrollees for the first nine months, and stipends to students enrolled in approved schools of nursing and who have joined the United States Cadet Nurse Corps.

Upon determination that an adequate supply of nurses was ensured by the number of graduates and present enrollees under the program, \$15,557,000 was rescinded from the appropriation for fiscal year 1946 and recruitment of new students terminated on October 15, 1945.

The 1947 Budget provides for the continuance in training of an estimated 103,000 student nurses remaining in the program on July 1, 1946. About 36,000 of these students will graduate in fiscal year 1947. The balance remaining in the program will graduate in fiscal year 1948 and in the first half of fiscal year 1949.

## INTERNATIONAL HEALTH RELATIONS

The estimate for an Office of International Health Relations provides for continuation of the cooperative health program in Liberia inaugurated during the war under the

appropriation for "Health and sanitation activities, war and defense areas (national defense)" and for a small unit to carry on the responsibilities of the Public Health Service in international health relations.

#### SAINT ELIZABETHS HOSPITAL

This Government-operated institution renders medical and hospital care to mental patients. The hospital is reimbursed for patients received from the District of Columbia, the Veterans Administration, the Indian Service, and the United States Soldiers' Home. Direct beneficiaries, for whom no reimbursement is received, are principally patients from the armed forces, Federal criminals, American citizens adjudged insane in Canada, residents of the Virgin Islands, and foreign service officers and employees. The total patient load at Saint Elizabeths Hospital itself, estimated at 5,935 average patients per day for the fiscal year 1947, represents a decrease of approximately 16 percent when compared with the estimated load for fiscal year 1946. This reduction results from the adoption of a policy that active duty Navy patients will no longer be hospitalized in Saint Elizabeths Hospital. The Veterans Administration plans to transfer to veterans hospitals by June 30, 1946, patients at the hospital who are former members of the armed services and eligible for care at veterans hospitals.

On the average, an excess of approximately 773 patients per day will be cared for at the narcotic hospitals of the Public Health Service under authority of Executive Order 9012. This estimated load of 773 patients per day also anticipates a marked decline in these patients at these institutions as a result of rapid demobilization of the Navy.

The estimate for 1947 provides for the cost of hospitalization of all patients, whether at Saint Elizabeths Hospital or the narcotic hospitals of the Public Health Service under authority of Executive Order 9012.

#### SOCIAL SECURITY BOARD

In accordance with the provisions of the Social Security Act, the Board is responsible for administering the several programs which provide protection to the individual against economic insecurity. These programs are carried out through the Bureau of Old-Age and Survivors Insurance for the federally operated old-age and survivors insurance system and through the Bureaus of Employment Security and Public Assistance for the federally assisted State operation of unemployment compensation and public assistance. In addition to these major bureaus, the Board's consolidated operations include the immediate Offices of the Board, Central Administrative Services under the Office of the Executive Director, the Office of the Actuary, the Office of the Appeals Council, the Bureau of Accounts and Audits, the Bureau of Research and Statistics, the Informational Service, and 11 regional and 2 territorial offices. Representatives of the several bureaus are located in these offices so that effective service may be given to the State agencies in each region and for the supervision of over 400 old-age and survivors insurance field offices.

Sharp increases in the load of old-age and survivors claims, unemployment compensation claims, and in numbers of recipients of public assistance are being felt during the fiscal year 1946 following the surrender of Japan. These increases are expected to continue in fiscal year 1947.

#### CONSOLIDATED OPERATIONS AND MISCELLANEOUS EXPENSES

In addition to an increase in the single appropriation for miscellaneous expenses covering the entire Board commensurate with increase in program requirements, increases in salaries for the consolidated operations of the Board provide principally for additional staff in regional offices, central administrative services, research and statistics, and accounts and audits.

#### BUREAU OF OLD-AGE AND SURVIVORS INSURANCE

This Bureau carries out a program of social insurance designed to provide some replacement for lost earning power to aged workers who retire and to survivors of workers who die.

Its principal activities are (1) the recording of earnings of workers covered under the system, which earnings are subsequently used in determining the benefits to be paid; (2) development, adjudication, and payment of claims for benefits; and (3) the recertification of monthly payments to beneficiaries and the continuous maintenance of beneficiary rolls.

The number of persons receiving benefits under the insurance system grows larger each year and will continue to grow annually until the program reaches full maturity.

The number of workers qualifying for retirement increased rapidly during the war because of tremendous increases in employment opportunities for all classes and ages of workers. Many aged workers or survivors of deceased workers who otherwise might have filed for benefits have continued, for patriotic or economic reasons, in employment. More than three-quarters of a million aged workers otherwise entitled to benefits have not yet filed for such benefits. During 1947 it is anticipated that workers who have deferred their retirement will retire in increasing numbers because of superannuation or lack of available or suitable employment opportunities. Already a number of these workers are filing claims for benefits; during 1946 and 1947 claim workloads will increase to abnormally high levels. Benefit rolls likewise will increase more rapidly than in recent years.

Because the increased workload of the Bureau due to the heavy volume of retirements has necessitated a supplemental appropriation of \$1,766,625 for fiscal year 1946, the full effect of increased retirements is not reflected in a comparison between the 1947 Budget estimate and the 1946 appropriation.

#### BUREAU OF EMPLOYMENT SECURITY

The Bureau of Employment Security is that part of the Social Security Board responsible for administering title III of the Social Security Act, which provides for "Grants to States for unemployment compensation administration," and for discharging the Board's responsibility under the Federal Unemployment Tax Act of the Internal Revenue Code. Unemployment compensation is a system of payments for specified periods of time to unemployed workers who are eligible to receive benefits. The unemployment compensation program operates under State laws and through State administrative systems which vary in detail but meet minimum standards established by the Social Security Act. Benefits are paid from the proceeds of pay roll taxes collected by the States, deposited to their separate accounts in the special unemployment trust fund maintained in the United States

Treasury, and withdrawn as needed. Administrative costs of the State systems are financed by Federal grants.

Prior to September 17, 1942, the functions of the United States Employment Service, now in the Department of Labor, were performed by the Bureau of Employment Security. The State employment services and the State employment security agencies continue to perform services for each other, which are compensated for by the transfer of funds. A net transfer to the unemployment compensation program of approximately \$3,200,000 is estimated for the fiscal year 1947.

Claims for unemployment compensation increased sharply after the surrender of Japan, and the estimate for administrative grants for fiscal year 1947 reflects the increased administrative costs resulting from the dislocation of workers during the readjustment to the peacetime economic structure. Appropriations for grants to States of \$57,042,000 have been approved for 1946. It is estimated that \$48,045,000 will be required to finance the administrative costs of the unemployment compensation programs in 1947.

**BUREAU OF PUBLIC ASSISTANCE**

Under titles I, IV, and X of the Social Security Act, Federal grants are made to States for old-age assistance, aid to dependent children, and aid to the blind. Within limitations established under the Social Security Act and on the basis of plans approved by the Social Security Board, the Federal Government matches payments made by the States to needy individuals falling within these categories and pays part of the cost of administration of these programs. During the war period the trend in the number of recipients was generally downward. Beginning in the fiscal year 1946, however, the trend has been reversed and a continued rise is anticipated through the fiscal year 1947. The average amount of payment to individual recipients continues to rise. Owing to higher requirements to meet minimum need and to increased availability of States' funds, payments in some States have advanced to the point where, under the limitation of amount that may be matched, the Federal Government is contributing less than 50 percent. This is particularly characteristic of the program for aid to dependent children. The increase in the appropriation for grants in 1947 follows the indicated trend of required payments. The increase provided for salaries of the Bureau of Public Assistance will furnish additional staff to improve the quality as well as to increase the quantity of review of State operations, consultative services to States, and research.

**OFFICE OF VOCATIONAL REHABILITATION**

The Office of Vocational Rehabilitation was established in the Office of the Administrator on September 8, 1943, to carry out an expanded program of vocational rehabilitation authorized by the Vocational Rehabilitation Act Amendments of 1943. This legislation provides for the promotion of vocational rehabilitation of persons disabled in industry or otherwise and their return to civil employment. Payments are made to State agencies in accordance with plans approved by the Administrator to provide any service necessary to render a disabled individual fit to engage in remunerative employment.

**OFFICE OF THE ADMINISTRATOR**

The regular salary appropriations for this Office provide for the immediate Office of the Administrator, the Office of the General Counsel, and the Personnel Management and Service Operations Divisions. A small miscellaneous expense appropriation covers the requirements of the above offices and divisions.

Central appropriations for travel, printing and binding, and penalty mail to provide for the constituent units of the Agency are made to the Office. These estimates for 1947 are commensurate with program changes.

Apart from funds necessary to meet increased base pay costs, an increase in the estimate for the Office of the Administrator is provided to permit the establishment of a staff of technical experts in the fields of public finance, social science research, child welfare and family economics. For servicing the constituent units of the Agency, increases in estimates are likewise provided in the Office of the General Counsel, the Personnel Management Division, and Service Operations Division to meet the increased program and workload requirements of the constituent units, particularly the Public Health Service, the Food and Drug Administration, and the Social Security Board.

No estimate for the Office of Community War Services or for Temporary Aid for Enemy Aliens is provided for 1947 since these were war-related activities.

On September 19, 1945, the Procurement and Assignment Service was transferred by Executive Order 9717 from the War Manpower Commission to the Office of the Administrator, Federal Security Agency. Because of the limited time available after the transfer for the presentation of estimates of appropriation for this Agency, none is included in this document, but will be submitted as an amendment to the Budget at a later date.

**ESTIMATES OF APPROPRIATION**

**AMERICAN PRINTING HOUSE FOR THE BLIND**

**To Promote the Education of the Blind, Federal Security Agency—**

To enable the American Printing House for the Blind more adequately to provide books and apparatus for the education of the blind in accordance with the provisions of the Act approved February 8, 1927 (20 U. S. C. 101), \$115,000.

Annual appropriation, general account:

Estimate 1947, **\$115,000**                      Appropriated 1946, **\$115,000**

<sup>11</sup> Grants, subsidies, and contributions: Obligations—1947, \$115,000; 1946, \$115,000; 1945, \$115,000.

Trust account:

**To Promote the Education of the Blind, Interest—**

Amount equivalent to the interest of 4 per centum per annum on trust fund of \$250,000, set apart to promote the education of the blind, and to be paid to the American Printing House for the Blind. (20 U. S. C. 101.)

Estimate 1947, **\$10,000**

Appropriated 1946, **\$10,000**

<sup>11</sup> Grants, subsidies, and contributions: Obligations—1947, \$10,000; 1946, \$10,000; 1945, \$10,000.

**COLUMBIA INSTITUTION FOR THE DEAF**

**Columbia Institution for the Deaf, Federal Security Agency—**

For support of the Columbia Institution for the Deaf, including salaries and incidental expenses, books and illustrative apparatus, and general repairs and improvements, **[\$167,000] \$221,800.** (Act of July 8, 1945, Public Law 124; Act of Dec. 28, 1945, Public Law 269.)

Estimate 1947, **\$221,800**

Appropriated 1946, **\$213,605**

\* Includes \$46,665 appropriated in the First Deficiency Appropriation Act, 1946.

By objects	Obligations					
	Estimate, 1947		Estimate, 1946		Actual, 1945	
	Man-years	Total salary	Man-years	Total salary	Man-years	Total salary
<b>PERSONAL SERVICES</b>						
<i>(Not under Classification Act)</i>						
<b>Group A—Administration</b>						
President, Columbia Institution for the Deaf	1	\$2,200	1	\$2,200	1	\$7,200
President, Gallaudet College, and executive officer	1	8,120	1	8,120	1	4,200
Assistant to the president	1	5,070	1	5,070	1	3,810
Dean	1	4,641	1	4,641	1	3,600
Principal, Kendall School	1	4,410	1	4,410	1	23,150
Professor (resident)	7	28,615	7	28,615	7	3,000
Professor (nonresident)	1	3,750	1	3,750	1	2,400
Assistant professor (resident)	1	3,090	1	3,090	1	11,870
Instructor, Gallaudet College (resident)	6	14,577	6	14,577	7	3,460
Instructor, Gallaudet College (nonresident)	2	4,706	2	4,706	5	8,700
Instructor, Kendall School (resident)	5	11,820	5	11,820	6	9,700
Instructor, Kendall School (nonresident)	5	12,920	5	12,920		
<b>Group B—Office</b>						
Business manager	1	4,291	1	4,291	1	3,492
President's secretary, bookkeeper, assistant bookkeeper, store clerk, clerk	5	8,374	4	6,574	4	5,544
<b>Group C—Institution</b>						
Farm manager	1	2,628	1	2,628	1	2,280
Master of shop	1	2,496	1	2,496	1	2,160
Gardener	1	2,232	1	2,232	1	1,920
Engineer	3	6,232	3	6,232	3	5,340
Carpenter's assistant	3	3,754	2	3,354	2	2,832
Matron, matron's assistant, supervisor	6	8,433	6	8,433	6	6,655
Janitor	3	4,027	3	4,027	3	3,360
Dairyman	1	1,671	1	1,671	1	1,410
Farmhand	2	2,304	2	2,304	2	1,920
Lawhand	4	5,299	4	5,299	4	4,416
Cook, chambermaid, waitress, kitchenman, charwoman	13	16,310	13	16,310	13	13,600
Night watchman	2	3,024	1	1,224	1	1,020
Laundryman, laundress, seamstress	6	6,840	6	6,840	6	5,700
Total permanent employment	84	183,834	81	177,834	81	142,739
Temporary employment and student help	6	10,364	6	10,364	9	13,988
Fees for medical and dental services, etc.		3,000		3,000		5,187
Overtime pay		9,800		13,000		26,512
All personal services	90	206,998	87	204,198	90	188,426
Deduct quarters and subsistence furnished		27,498		27,498		26,448
01 Personal services (net)	90	179,500	87	176,700	90	161,978
<b>OTHER OBLIGATIONS</b>						
02 Travel		100		100		81
03 Transportation of things		100		100		
04 Communication services		900		900		977
05 Rents and utility services		2,500		2,500		2,798
06 Printing and binding		250		250		140
07 Other contractual services		16,600		28,205		28,297
08 Supplies and materials		56,600		56,600		53,149
09 Equipment		11,250		7,250		2,707
Total other obligations		88,300		95,905		88,149
Grand total obligations		267,800		272,605		250,127
Obligations met by District of Columbia appropriation and private funds		-46,000		-46,000		-46,027
Excess of obligations over appropriation due to Public Law 106				-13,000		
Total estimate or appropriation		221,800		213,605		204,100
<b>BY PROJECTS OR FUNCTIONS</b>						
1. Administration		\$28,852		\$26,801		\$23,187
2. Gallaudet College		162,590		167,684		167,114
3. Kendall School		59,752		61,481		53,887
4. Farm		16,606		16,639		15,939
Grand total obligations		267,800		272,605		250,127
Adjustments (see objects schedule for detail)		-46,000		-59,000		-46,027
Total estimate or appropriation		221,800		213,605		204,100

**Plans and Specifications, Columbia Institution for the Deaf, Federal Security Agency—**

Plans and specifications: For the preparation of plans and specifications for construction, under the supervision of the Public Buildings Administration, of buildings and facilities on the grounds of Columbia Institution for the Deaf, printing, and travel, to remain available until expended, **\$7,500.**

Estimate 1947, **\$7,500**

07 Other contractual services: Obligations—1947, **\$7,500.**

Total, Columbia Institution for the Deaf, annual appropriations, general account:

Estimate 1947, **\$229,300**

Appropriated 1946, **\$213,605**

**FOOD AND DRUG ADMINISTRATION**

**Salaries and Expenses, Food and Drug Administration, Federal Security Agency—**

For all necessary expenses of the Food and Drug Administration in carrying out the investigations, including collecting, reporting, and illustrating the results thereof, and performing the functions required to carry into effect the provisions of the Federal Food, Drug, and Cosmetic Act (21 U. S. C. 301-392); the Tea Importation Act (21 U. S. C. 41-50); the Import Milk Act (21 U. S. C. 141-149); the Federal Caustic Poison Act (15 U. S. C. 401-411); and the Filled Milk Act (21 U. S. C. 61-64); as follows: (5 U. S. C. 511, 512; 7 U. S. C. 128; 5 U. S. C. 133; Act of July 3, 1945, Public Law 124; Act of July 6, 1945, Public Law 139.)

Enforcement operations: To enable the Federal Security Administrator to carry into effect the provisions of the above statutes, including personal services in the District of Columbia (not exceeding **[\$680,000] \$869,300**) and elsewhere; purchase (not to exceed **[thirty-five] eighty-five**), operation, maintenance, and repair of **[motor-propelled and horse-drawn] passenger[-carrying vehicles] automobiles**; purchase of chemicals, apparatus, and scientific equipment; contract stenographic reporting services; books of reference and periodicals; **[\$2,641,000] \$3,631,000.**

Enforcement operations: For an additional amount, fiscal year 1946, for "Enforcement operations", to carry out the provisions of the Act of July 6, 1945 (Public Law 139), including not to exceed **\$120,000** for personal services in the District of Columbia, **\$153,400.** (15 U. S. C. 401-411; 21 U. S. C. 24, 26, 41-50, 61-64, 141-149, 301-392; 21 U. S. C. 331, 352, 356; Act of July 3, 1945, Public Law 124; Act of Dec. 28, 1945, Public Law 269.)

Estimate 1947, **\$3,631,000**

Appropriated 1946, **\$2,794,400**

\* Excludes \$207,576 transferred to "Salaries and expenses, Food and Drug Administration, Federal Security Agency" certification services. For comparative purposes the amounts provided for 1945 and 1946 are shown in the schedule as transfers.

By objects	Obligations					
	Estimate, 1947		Estimate, 1946		Actual, 1945	
	Man-years	Total salary	Man-years	Total salary	Man-years	Total salary
<b>PERSONAL SERVICES, DEPARTMENTAL</b>						
<b>Clerical, administrative, and fiscal service:</b>						
Grade 9. Range \$3,640 to \$4,300:						
Administrative assistant	1	\$3,970	1	\$3,930	0.2	\$947
Grade 8. Range \$3,310 to \$3,970	1	3,860	1	3,805	0.6	1,625
Grade 7. Range \$2,980 to \$3,640	1	3,320	1	3,255		
Grade 6. Range \$2,650 to \$3,310	2	6,026	2	5,960		
Grade 5. Range \$2,320 to \$2,980	15	38,424	14	35,884	10.9	24,499
Grade 4. Range \$2,000 to \$2,496	15	32,688	13	28,356	11.2	20,686
Grade 3. Range \$1,902 to \$2,298	29.7	68,800	25.7	50,863	19.1	32,006
Grade 2. Range \$1,704 to \$2,100	5	8,982	5	8,940	7	10,510
<b>Professional service:</b>						
Grade 7. Range \$7,175 to \$8,225:						
Chief of division	3	22,312	3	22,050	2.1	13,937
Grade 6. Range \$6,230 to \$7,070:						
Food and drug inspector	1	7,070	1	6,960	1	6,200
Chief of division	6.3	42,416	6.3	41,996	6.3	37,767
Medical officer	3	18,900	3	18,690	0.3	1,867
Veterinarian	1	6,230	1	6,230	0.1	700
Grade 5. Range \$5,180 to \$6,020:						
Assistant chief of division	2	11,410	2	11,400	1	5,200
Secretary of food standards committee	1	6,020	1	6,020	1	5,300
Biochemist	2	10,780	2	10,770	1	4,650
Pathologist	1	5,810	1	5,810	1	4,950
Pharmacologist	3	16,800	3	16,680	3	13,900
Veterinarian	1	5,180			0.9	4,675
Medical officer	3	16,170	2	10,780	4.1	20,000
Chemist	3	17,220	3	17,110	3	15,200
Chief of section	4	24,100	4	23,850	4.9	24,850
Grade 4. Range \$4,300 to \$5,180:						
Medical officer	2	8,600			0.6	2,167
Assistant chief of division	1	4,740	1	4,740	1	4,050
Pharmacologist	5	22,600	5	22,440	5	19,300
Bacteriologist	6	26,680	4	17,670	2.9	11,083
Chemist	12	54,680	8	37,220	8.9	36,960
Biochemist	4	18,080	3	13,710	3	11,450
Statistician	1	4,520	1	4,520	1	3,800
Chief of section	2	9,700	2	9,700	2	8,400

By objects	Obligations					
	Estimate, 1947		Estimate, 1946		Actual, 1945	
	Man-years	Total salary	Man-years	Total salary	Man-years	Total salary
<b>PERSONAL SERVICES, DEPARTMENTAL—CON.</b>						
Clerical, administrative, and fiscal service—Continued						
Grade 4. Range \$4,300 to \$5,180—Con.						
Technical officer	1	\$4,750	1	\$4,750	1	\$3,500
Microanalyst	1	4,520	1	4,520	1.5	6,300
Grade 3. Range \$3,640 to \$4,300:						
Chemist	14	55,970	12	48,660	10.2	34,440
Pharmacologist	3	11,370	3	11,340	2	6,350
Bacteriologist	3	11,250	3	11,180	2.6	8,508
Biochemist	5	18,500	4	14,760	3	9,600
Microanalyst	4	15,000	3	11,360	3.5	11,350
Technical assistant	1	4,300	1	4,300	1	3,425
Medical officer	3	11,250	1	3,970	1	3,475
Grade 2. Range \$2,950 to \$3,640	18	54,666	14	42,590	17.4	49,595
Grade 1. Range \$2,320 to \$2,980	22	51,360	17	39,780	13.8	28,303
Subprofessional service:						
Grade 8. Range \$2,950 to \$3,640	1	3,310	1	3,310	1	2,825
Grade 6. Range \$2,320 to \$2,980	3	7,356	3	7,240	2.5	5,229
Grade 5. Range \$2,100 to \$2,496	3	6,828	3	6,787	2.5	4,995
Grade 4. Range \$1,902 to \$2,298	9	17,844	8	15,878	6.6	11,137
Grade 3. Range \$1,704 to \$2,100	12.5	22,645	11.5	20,166	7.6	11,150
Grade 2. Range \$1,572 to \$1,968	14	22,116	11	17,148	11.5	15,131
Grade 1. Range \$1,440 to \$1,836	2	3,276	2	3,276	2.1	3,023
Crafts, protective, and custodial service:						
Grade 4. Range \$1,770 to \$2,166	1	1,968	1	1,932	0.7	1,131
Grade 3. Range \$1,572 to \$1,968	5	8,266	5	8,184	3.1	4,186
Grade 2. Range \$1,440 to \$1,770	7	10,644	7	10,014	7.6	9,426
Total permanent, departmental	269.5	862,037	231.5	740,624	205.3	580,098
Temporary employment, departmental	1	1,638	1	1,678	1.1	1,656
Part-time employment, departmental	1	810	1	700	0.7	1,188
Overtime pay, departmental		4,825		15,779		103,074
All personal services, departmental	271.5	868,300	233.5	758,741	207.1	686,016
<b>PERSONAL SERVICES, FIELD</b>						
Clerical, administrative, and fiscal service:						
Grade 10. Range \$3,970 to \$4,630:						
Administrative officer	2	9,040	2	9,040	2	7,650
Grade 7. Range \$2,950 to \$3,640	3	9,470	3	9,360	1.5	3,967
Grade 6. Range \$2,650 to \$3,310	3	8,720	3	8,410	1.5	4,333
Grade 5. Range \$2,320 to \$2,980	25	66,118	22	59,010	19.4	45,009
Grade 4. Range \$2,100 to \$2,496	26.8	59,276	24.8	54,919	22.8	43,905
Grade 3. Range \$1,902 to \$2,298	55.7	107,278	46.7	89,962	38	64,216
Grade 2. Range \$1,704 to \$2,100	28.8	51,801	26.8	48,261	23	34,509
Professional service:						
Grade 6. Range \$6,230 to \$7,070:						
Chief of district	3	21,210	3	21,210	3	19,050
Grade 5. Range \$5,150 to \$6,020:						
Assistant chief of district	3	17,010	3	16,900	2.8	14,183
Chief of station	15.7	87,531	15.7	87,321	14.3	72,429
Food and drug inspector	4	21,980	4	21,760	2	9,950
Medical officer	3	16,500	3	16,450	3	14,200
Grade 4. Range \$4,300 to \$5,180:						
Chemist	46	205,500	37	166,290	30.4	125,752
Zoologist	1	4,720	1	4,620	1	4,000
Tea examiner	1	4,960	1	4,840	1	4,200
Food and drug inspector	32	142,440	23	103,380	18.5	72,579
Assistant chief of station	1.7	7,717	1.7	7,717		
Grade 3. Range \$3,640 to \$4,300:						
Bacteriologist	1	3,970	1	3,970	1	3,475
Plant histologist	1	3,860	1	3,860	0.4	1,433
Veterinarian	2	7,610	2	7,590	1.4	4,633
Tea examiner	1	3,970	1	3,960	1	3,300
Food and drug inspector	83.8	308,412	64.8	238,702	54.3	177,381
Veterinarian	1	3,640				
Chemist	77.9	288,546	63.9	237,146	64	212,785
Grade 2. Range \$2,980 to \$3,640	184.5	569,229	148.5	461,289	162.4	428,735
Grade 1. Range \$2,320 to \$2,980	79.9	187,670	60.9	143,260	44.5	90,067
Subprofessional service:						
Grade 6. Range \$2,320 to \$2,980	3	8,060	3	7,930	3.4	7,933
Grade 5. Range \$2,100 to \$2,496	4	8,664	4	8,586	3.6	6,453
Grade 4. Range \$1,902 to \$2,298	2	4,464	2	4,360	1.2	2,370
Grade 3. Range \$1,704 to \$2,100	8	14,822	7	12,986	4.9	7,560
Grade 2. Range \$1,572 to \$1,968	22	36,376	14	23,892	15	20,325
Grade 1. Range \$1,440 to \$1,836	2	3,276	2	3,270	1.4	1,750
Crafts, protective, and custodial service:						
Grade 7. Range \$2,364 to \$2,870	1	2,650	1	2,622	1	2,145
Grade 3. Range \$1,572 to \$1,968	4	6,750	4	6,642	2.7	3,760
Grade 2. Range \$1,440 to \$1,770						
Total permanent, field	752.8	2,303,330	600.8	1,899,735	549.8	1,518,178
Tea expert, field	0.1	300	0.1	300	0.1	345
Temporary employment, field	1	1,704	1	1,704	0.2	334
Part-time employment, field	0.2	1,506	0.2	1,506	0.3	1,745
Overtime pay, field		29,254		60,643		293,587
All personal services, field	754.1	2,336,094	602.1	1,963,888	550.4	1,814,189
01 Personal services (net)	1,005.6	3,205,394	835.6	2,722,629	757.5	2,500,205
<b>OTHER OBLIGATIONS</b>						
03 Transportation of things		21,552		19,000		18,544
04 Communication services		35,424		32,000		31,543
05 Rents and utility services		11,915		11,915		12,127
07 Other contractual services		58,075		54,975		53,144
08 Supplies and materials		132,340		122,264		122,272
Samples		89,050		78,150		73,344
09 Equipment		122,250		61,150		23,504
Total other obligations		470,406		379,454		334,478
Grand total obligations		3,675,800		3,102,083		2,834,683

By objects	Obligations		
	Estimate, 1947	Estimate, 1946	Actual, 1945
Reimbursements for services performed—			
Transferred to—			
Salaries and expenses, Food and Drug Administration, Federal Security Agency, certification services		+207,876	+47,386
Miscellaneous expenses, Office of Administrator, Federal Security Agency	+1,200	+1,200	+1,200
Net total obligations	3,631,000	3,227,474	2,794,869
Excess of obligations over appropriation due to Public Law 106		-433,074	
Estimated savings, unobligated balance			1,711
Total estimate or appropriation	3,631,000	2,794,400	2,796,580

By objects	Obligations		
	Estimate, 1947	Estimate, 1946	Actual, 1945
<b>BY PROJECTS OR FUNCTIONS</b>			
1. Enforcement operations on:			
(a) Food products	\$2,008,800	\$1,671,000	\$1,555,570
(b) Medicinal drugs	1,244,000	1,037,624	967,024
(c) Formulating food standards	70,500	48,390	42,025
(d) Vitamin and dietetic products	245,500	204,680	176,304
(e) Cosmetics	30,000	27,866	50,947
(f) Caustic poisons	30,900	28,835	14,413
2. Testing work for other departments	46,000	83,685	88,400
Grand total obligations	3,675,800	3,102,083	2,834,683
Adjustments (see objects schedule for detail)	-44,800	-307,683	-38,103
Total estimate or appropriation	3,631,000	2,794,400	2,796,580

Salaries, sea-food inspectors: For salaries of sea-food inspectors designated in accordance with the provisions of section 702A of the Federal Food, Drug, and Cosmetic Act, \$40,000. (Act of July 3, 1945, Public Law 124.)

Estimate 1947, \$40,000      Appropriated 1946, \$40,000

By objects	Obligations					
	Estimate, 1947		Estimate, 1946		Actual, 1945	
	Man-years	Total salary	Man-years	Total salary	Man-years	Total salary
<b>PERSONAL SERVICES, DEPARTMENTAL</b>						
Clerical, administrative, and fiscal service:						
Grade 3. Range \$1,902 to \$2,298	1	\$1,968	1	\$1,968	1	\$1,665
Overtime pay, departmental		46		46		361
All personal services, departmental	1	1,968	1	2,014	1	2,026
<b>PERSONAL SERVICES, FIELD</b>						
Clerical, administrative, and fiscal service:						
Grade 5. Range \$2,320 to \$2,980	8	19,024	8	19,024	4.1	8,349
Grade 4. Range \$2,100 to \$2,496					0.1	80
Grade 3. Range \$1,902 to \$2,298	1	2,034	1	2,034	1	1,665
Professional service:						
Chief of station	0.3	1,884	0.3	1,884	0.4	1,767
Grade 4. Range \$4,300 to \$5,180:						
Sea food inspector	1	4,300	1	4,300	1.2	4,382
Grade 3. Range \$3,640 to \$4,300:						
Sea food inspector	3	11,250	3	11,250	3	10,292
Grade 2. Range \$2,980 to \$3,640	23	70,190	23	70,190	22	59,031
Grade 1. Range \$2,320 to \$2,980	2	4,640	2	4,640	6.7	13,464
Total permanent, field	38.5	113,322	38.5	113,322	38.5	99,030
Overtime pay, field		12,328		12,328		15,637
All personal services, field	38.5	125,650	38.5	125,650	38.5	114,667
01 Personal services (net)	39.5	127,618	39.5	127,664	39.5	116,693
<b>OTHER OBLIGATIONS</b>						
02 Travel		1,550		1,550		1,547
03 Transportation of things		120		120		117
04 Communication services		435		435		457
05 Rents and utility services		15		15		15
07 Other contractual services		600		600		642
08 Supplies and materials		500		500		504
Total other obligations		3,220		3,220		3,282
Grand total obligations		130,838		130,884		119,975
Receipts from fees		-90,838		-90,884		-79,975
Total estimate or appropriation		40,000		40,000		40,000

Certification services: To enable the Federal Security Administrator to provide for the certification of certain products as required by the Federal Food, Drug, and Cosmetic Act, as amended, including personal services in the District of Columbia and elsewhere; purchase (not to exceed eight), operation, maintenance, and repair of passenger automobiles; purchase of chemicals, apparatus, and scientific equipment and supplies; traveling expenses; printing and binding; contract stenographic reporting services; books of reference; reprints and



**FOOD AND DRUG ADMINISTRATION—Continued**

**Salaries and Expenses, Food and Drug Administration, Federal Security Agency—Continued**

periodicals; \$292,000: Provided, That expenditures hereunder shall not exceed the aggregate of fees covered into the Treasury under said Act. (21 U. S. C. 356, 376; Act of July 6, 1945, Public Law 189; Act of July 3, 1945, Public Law 124.)

**Estimate 1947 \* \$292,000**

\* Includes \$207,576 previously carried under "Salaries and expenses, Food and Drug Administration, Federal Security Agency," enforcement operations; \$5,000 under "Traveling expenses, Federal Security Agency"; \$1,000 under "Printing and binding, Federal Security Agency"; and \$18,000 under "Salaries, Office of General Counsel, Federal Security Agency." For comparative purposes the amounts provided for 1945 and 1946 are shown in the schedule as transfers.

By objects	Obligations					
	Estimate, 1947		Estimate, 1946		Actual, 1945	
	Man-years	Total salary	Man-years	Total salary	Man-years	Total salary
<b>PERSONAL SERVICES, DEPARTMENTAL</b>						
Clerical, administrative, and fiscal service:						
Grade 6. Range \$2,650 to \$3,310.....	1	\$2,650	1	\$2,650		
Grade 5. Range \$2,320 to \$2,980.....	1	2,320	1	2,320		
Grade 4. Range \$2,100 to \$2,496.....	2	4,200	2	4,200		
Grade 3. Range \$1,902 to \$2,298.....	4.3	8,260	3.3	6,358	1.1	\$1,855
Grade 2. Range \$1,704 to \$2,100.....	1	1,704				
Professional service:						
Grade 7. Range \$7,175 to \$8,225:						
Chief of division.....	1	7,175	1	7,175		
Grade 6. Range \$6,230 to \$7,070:						
Chief of division.....	0.7	4,434	0.7	4,434	0.7	3,733
Medical officer.....	1	6,230	1	6,230		
Grade 5. Range \$5,180 to \$6,020:						
Bacteriologist.....	1	5,180	1	5,180		
Medical officer.....	1	5,180	1	5,180		
Grade 4. Range \$4,300 to \$5,180:						
Bacteriologist.....	1	4,300	1	4,300		
Chemist.....	3	13,340	3	13,340	1.2	4,833
Medical officer.....	1	4,300				
Grade 3. Range \$3,640 to \$4,300:						
Bacteriologist.....	5	18,200	2	7,280		
Chemist.....	5	18,200	3	10,920	2.2	8,110
Grade 2. Range \$2,980 to \$3,640.....	12	36,090	9	27,150	3.7	9,581
Grade 1. Range \$2,320 to \$2,980.....	11	25,630	7	16,350	1	1,923
Subprofessional service:						
Grade 4. Range \$1,902 to \$2,298.....	1	1,902	1	1,902		
Grade 3. Range \$1,704 to \$2,100.....	3.5	5,832	2.5	4,260	0.5	620
Grade 2. Range \$1,572 to \$1,968.....	6	9,630	4	6,484	2	2,689
Crafts, protective, and custodial service:						
Grade 2. Range \$1,440 to \$1,770.....	2	2,946	2	2,946	1	1,187
Total permanent, departmental.....	64.5	187,703	46.5	138,659	13.4	34,531
Overtime pay, departmental.....		1,778		2,158		6,559
All personal services, departmental.....	64.5	189,481	46.5	140,817	13.4	41,090
<b>PERSONAL SERVICES, FIELD</b>						
Clerical, administrative, and fiscal service:						
Grade 3. Range \$1,902 to \$2,248.....	2	3,804	2	3,804		
Professional service:						
Grade 4. Range \$4,300 to \$5,180:						
Food and drug inspector.....	3	12,900	3	12,900		
Grade 3. Range \$3,640 to \$4,300:						
Food and drug inspector.....	6.2	22,446	4.2	15,166	0.7	2,133
Total permanent, field.....	11.2	39,150	9.2	31,870	0.7	2,133
Overtime pay, field.....				154		419
All personal services, field.....	11.2	39,150	9.2	32,024	0.7	2,552
01 Personal services (net).....	75.7	228,631	55.7	172,841	14.1	43,642
<b>OTHER OBLIGATIONS</b>						
02 Travel.....		6,000		5,600		220
03 Transportation of things.....		170		150		
04 Communication services.....		230		200		
05 Rents and utility services.....		85		85		85
06 Printing and binding.....		1,000		1,000		
07 Other contractual services.....		495		425		24
08 Supplies and materials.....		21,500		17,700		2,414
Samples.....		2,000		1,650		
09 Equipment.....		13,889		14,825		1,001
Total other obligations.....		45,369		41,635		3,744
Grand total obligations.....		274,000		214,476		47,386
Transferred to "Salaries, Office of General Counsel, Federal Security Agency".....		+18,000		+16,000		
Received by transfer from—						
"Salaries, Office of General Counsel, Federal Security Agency".....				-16,000		
"Salaries and expenses, Food and Drug Administration, Federal Security Agency," enforcement operations.....				-207,876		-47,166
"Traveling expenses, Federal Security Agency".....				-5,600		-220
"Printing and binding, Federal Security Agency".....				-1,000		
Total estimate or appropriation.....		292,000				

General administration: For general administration, including personal services in the District of Columbia, **[\$98,000]** \$133,500. (Act of July 3, 1945, Public Law 124.)

Estimate 1947, **\$133,500**

Appropriated 1946, **\$98,000**

By objects	Obligations					
	Estimate, 1947		Estimate, 1946		Actual, 1945	
	Man-years	Total salary	Man-years	Total salary	Man-years	Total salary
<b>PERSONAL SERVICES, DEPARTMENTAL</b>						
Clerical, administrative, and fiscal service:						
Grade 12. Range \$5,180 to \$6,020:						
Assistant to the commissioner of food and drugs.....	1	\$5,390	1	\$5,290	1	\$4,600
Grade 11. Range \$4,300 to \$5,180:						
Budget analyst.....	1	4,300				
Grade 10. Range \$3,970 to \$4,630:						
Chief clerk.....	1	4,630	1	4,630	1	4,075
Grade 9. Range \$3,640 to \$4,300:						
Chief of section.....	1	3,640	1	3,640		
Administrative assistant.....	1	3,750	1	3,750	1	3,200
Grade 8. Range \$3,310 to \$3,970.....	3	10,590	2	7,280	2	6,625
Grade 7. Range \$2,980 to \$3,640.....	4	13,090	4	13,000	2.9	8,225
Grade 6. Range \$2,650 to \$3,310.....	3	8,060	2	5,350	2.9	7,258
Grade 5. Range \$2,320 to \$2,980.....	4	10,732	4	10,670	6.5	14,505
Grade 4. Range \$2,100 to \$2,496.....	6	12,930	6	12,864	4.7	8,915
Grade 3. Range \$1,902 to \$2,298.....	13	25,511	10	19,763	8	13,179
Grade 2. Range \$1,704 to \$2,100.....	4	6,882	2	3,436	0.8	1,145
Professional service:						
Grade 8. Range \$8,750 to \$9,800:						
Commissioner of food and drugs.....	1	9,275	1	9,213	1.1	9,425
Grade 7. Range \$7,175 to \$8,225:						
Assistant commissioner of food and drugs.....	1	7,700	1	7,700	1	6,813
Crafts, protective, and custodial service:						
Grade 3. Range \$1,572 to \$1,902.....	3	5,178	3	5,136	2.9	3,815
Grade 2. Range \$1,440 to \$1,770.....					0.1	205
Total permanent, departmental.....	47	131,658	39	111,722	35.9	91,985
Temporary employment, departmental.....					0.2	268
Part-time employment, departmental.....					0.2	261
Overtime pay, departmental.....				1,698		16,976
01 Personal services (net).....	47	131,658	39	113,420	36.3	109,490
<b>OTHER OBLIGATIONS</b>						
04 Communication services.....		900		800		779
07 Other contractual services.....		180		160		164
08 Supplies and materials.....		450		420		423
09 Equipment.....		312		120		120
Total other obligations.....		1,842		1,500		1,486
Grand total obligations.....		133,500		114,920		110,976
Excess of obligations over appropriation due to Public Law 106.....				-16,920		
Estimated savings, unobligated balance.....						24
Total estimate or appropriation.....		133,500		98,000		111,000

**Traveling Expenses, Federal Security Agency (Transfer to Food and Drug Administration)—**

By objects	Obligations		
	Estimate, 1947	Estimate, 1946	Actual, 1945
02 Travel.....	\$210,000	\$162,400	\$130,993
Received by transfer from "Traveling expenses, Federal Security Agency".....	-210,000	-162,400	-132,480
Estimated savings, unobligated balance.....			1,487
Total estimate or appropriation.....			

**Printing and Binding, Federal Security Agency (Transfer to Food and Drug Administration)—**

By objects	Obligations		
	Estimate, 1947	Estimate, 1946	Actual, 1945
06 Printing and binding.....	\$25,000	\$21,200	\$19,401
Received by transfer from "Printing and binding, Federal Security Agency".....	-25,000	-21,200	-19,460
Estimated savings, unobligated balance.....			59
Total estimate or appropriation.....			

**Working Fund, Federal Security Agency, Food and Drug Administration (Advance From Salaries and Expenses, Office of Scientific Research and Development)—**

By objects	Obligations		
	Estimate, 1947	Estimate, 1946	Actual, 1945
02 Travel.....		\$658	\$698
07 Other contractual services.....		22,306	39,574
Grand total obligations.....		22,964	40,272
Advanced from Office of Scientific Research and Development.....		-22,964	-40,272
Total estimate or appropriation.....			

By projects or functions	Obligations		
	Estimate, 1947	Estimate, 1946	Actual, 1945
1. Investigations on insect repellents and lousicides.....		\$8,562	\$9,630
2. Investigations on venereal disease prophylactics.....		1,723	11,210
3. Investigations on protective clothing against war gases.....		1,163	10,467
4. Investigations on toxicity of compounds in use and proposed for rodent control.....		4,995	4,405
5. Investigations on primary irritation of proposed insect repellents.....		6,364	4,560
6. Investigations on the physiological properties of BAL solutions and ointments.....		157	
Grand total obligations.....		22,964	40,272
Advanced from Office of Scientific Research and Development.....		-22,964	-40,272
Total estimate or appropriation.....			

Total, Food and Drug Administration, annual appropriations, general account:

Estimate 1947, \$4,096,500      Appropriated 1946, \$2,932,400

Trust accounts:

**Coal-Tar Colors Certification Fees, Food and Drug Administration—**

Under authority of section 706 of the Federal Food, Drug, and Cosmetic Act of June 25, 1938 (21 U. S. C. 376), the Federal Security Administrator provides for the listing and certification of coal-tar colors upon the application and payment of fees by manufacturers. Such fees are to be in an amount necessary to provide, maintain, and equip an adequate service for such purpose. This service is sup-

ported by the appropriation for Salaries and expenses, Food and Drug Administration, Federal Security Agency. Fees are paid in advance and are either immediately deposited into the Treasury or to a special trust account for future transfer, if earned, to general funds of the Treasury, or, if unearned, are appropriated and made available for refund. Revenues on deposit in the special trust account are for refund or transfer to general funds of the Treasury. (Decision of Comptroller General, No. A44002.)

Estimate 1947, \$24      Appropriated 1946, \$10  
Revised 1946, \$24

13 Refunds, awards, and indemnities: Obligations—1947, \$24; 1946, \$24; 1945, \$9.

**Sea Food Inspections, Food and Drug Administration—**

Under authority of "An Act to amend section 10A of the Federal Food and Drugs Act of June 30, 1906, as amended", approved August 27, 1935 (21 U. S. C. 372a), the Federal Security Administrator provides inspection of sea food products upon the application of packers. This service is supported in part by the appropriation "Salaries, Sea Food Inspectors", Food and Drug Administration, and partly by fees charged the packers which are used to employ additional inspectors and for administrative equipment and maintenance costs necessary to provide an adequate and efficient inspection service. These unearned fees are covered into the Treasury as a special trust fund and are appropriated and made available for refunds.

Estimate 1947, \$9,686      Appropriated 1946, \$13,618  
Revised 1946, \$9,686

13 Refunds, awards, and indemnities: Obligations—1947, \$9,686; 1946, \$9,686; 1945, \$13,618.

Total, Food and Drug Administration, trust accounts:

Estimate 1947, \$9,710      Appropriated 1946, \$13,628  
Revised 1946, \$9,710

Statement of proposed expenditures for purchase, maintenance, repair, and operation of passenger-carrying vehicles for the fiscal year ending June 30, 1947

FOOD AND DRUG ADMINISTRATION

Appropriation	Vehicles (motor unless otherwise indicated) to be purchased		Old vehicles to be exchanged		Net cost of vehicles to be purchased	Old vehicles still to be used	Total maintenance, repair, and operation, all vehicles	Public purpose and users
	Number	Gross cost	Number	Allowance (estimated)				
Salaries and expenses, Food and Drug Administration, Federal Security Agency: Enforcement operations.....	85	\$85,000	35	\$10,500	\$74,500	130	\$83,700	For inspectors to travel to food, drug, and cosmetic factories, canneries, warehouses, and other establishments where food, drugs, and cosmetics are prepared, stored, or sold, to gather evidence for the enforcement of the various acts administered by the Food and Drug Administration. Do.
Certification services.....	8	8,000			8,000		2,800	
Total.....	93	\$93,000	35	10,500	\$82,500	130	\$86,500	

FREEDMEN'S HOSPITAL

**Salaries, Freedmen's Hospital, Federal Security Agency—**

Transferred to "Salaries and expenses, Freedmen's Hospital, Federal Security Agency": 1945, \$583,000.

**Miscellaneous Expenses, Freedmen's Hospital, Federal Security Agency—**

Transferred to "Salaries and expenses, Freedmen's Hospital, Federal Security Agency": 1945, \$211,000.

**Salaries and Expenses, Freedmen's Hospital, Federal Security Agency—**

Salaries and expenses: For all expenses necessary for the operation and maintenance of Freedmen's Hospital, including repairs to buildings; travel; operation and maintenance of passenger [carrying] automobiles, including purchase of one ambulance; purchase of cotton or duck suits for the use of internes, and cotton or duck uniforms or aprons for cooks, maids, and attendants, and laundering thereof; for expenses of attendance at meetings of a technical nature, pertaining to hospital administration and medical advancement, when authorized by the Federal Security Administrator; not to exceed \$250 for the purchase of books, periodicals,

and newspapers; not to exceed \$2,000 for the special instruction of student nurses; [and not to exceed \$540,750 for personal services; \$796,750] \$921,000, of which [\$102,000] \$25,000 shall be transferred to the Federal Works Agency for repairs, alterations, and improvements to the buildings and grounds of the Hospital, and \$2,750 shall be transferred to the appropriation "Salaries and miscellaneous expenses, Public Health Service", for the procurement of stationery and supplies: *Provided*, That hereafter the amounts to be charged the District of Columbia and other establishments of the Government for the treatment of patients for which they are responsible shall be calculated on the basis of a per diem rate [recommended annually in advance by the Federal Board of Hospitalization and] approved by the President: *Provided further*, That no intern or resident physician receiving compensation from this appropriation on a full-time basis shall receive compensation in the form of wages or salary from any other appropriation. (Act of July 3, 1945, Public Law 124.)

Annual appropriation, general account:

Estimate 1947, \$921,000      Appropriated 1946, \$796,750

\* Includes \$39,032 previously carried under "Salaries, Howard University, Federal Security Agency." For comparative purposes the amounts provided for 1945 and 1946 are shown in the schedule as transfers.

FREEDMEN'S HOSPITAL—Continued

Salaries and Expenses, Freedman's Hospital, Federal Security Agency—Continued

By objects	Obligations					
	Estimate, 1947		Estimate, 1946		Actual, 1945	
	Man-years	Total salary	Man-years	Total salary	Man-years	Total salary
<b>PERSONAL SERVICES, FIELD</b>						
Clerical, administrative, and fiscal service:						
Grade 11. Range \$4,300 to \$5,180:						
Assistant superintendent.....	1	\$4,435	1	\$4,435	1	\$3,800
Grade 8. Range \$3,310 to \$3,970.....	1	3,420	1	3,420	1	2,900
Grade 7. Range \$2,980 to \$3,640.....	1	3,115	1	3,115	0.9	2,235
Grade 6. Range \$2,650 to \$3,310.....	1	3,310	1	3,310	1	2,800
Grade 5. Range \$2,320 to \$2,980.....	4	10,321	4	10,321	4	8,550
Grade 4. Range \$2,100 to \$2,496.....	11	24,379	11	24,379	10	18,737
Grade 3. Range \$1,902 to \$2,298.....	19	37,445	18	35,543	12.7	21,205
Grade 2. Range \$1,704 to \$2,100.....	16	28,901	15	27,197	16.3	24,997
Grade 1. Range \$1,506 to \$1,902.....	2	3,256	2	3,256	2	2,670
Professional service:						
Grade 7. Range \$7,175 to \$8,225:						
Superintendent.....	1	7,417	1	7,417	1	6,500
Grade 4. Range \$4,300 to \$5,180:						
Pathologist.....	1	4,520				
Grade 3. Range \$3,640 to \$4,300:						
Medical officer.....	1	4,070	1	4,050	1	3,475
Director of nurses.....	1	3,640	1	3,640		
Grade 2. Range \$2,980 to \$3,640.....	2	6,180	2	6,180	1.9	5,088
Grade 1. Range \$2,220 to \$2,980.....	6	15,291	6	15,291	5.9	12,540
Subprofessional service:						
Grade 8. Range \$2,980 to \$3,640.....	1	3,022	1	3,022	0.8	2,225
Grade 7. Range \$2,650 to \$3,310.....	12	32,481	12	32,481	3.9	10,200
Grade 6. Range \$2,220 to \$2,980.....	24	57,241	21	50,281	13.5	28,350
Grade 5. Range \$2,100 to \$2,496.....	96	2,203,701	70.2	149,101	37.9	72,128
Grade 4. Range \$1,902 to \$2,298.....	3	5,706	1	1,902	31.2	53,373
Grade 3. Range \$1,704 to \$2,100.....	4	6,978	2	3,570	2	2,910
Grade 2. Range \$1,572 to \$1,968.....	40	65,028	27	44,592	23.9	33,561
Grade 1. Range \$1,440 to \$1,836.....	2	3,012	1	1,572	1	1,260
Crafts, protective, and custodial service:						
Grade 9. Range \$2,650 to \$3,310.....	1	3,171	1	3,171	1	2,675
Grade 7. Range \$2,364 to \$2,870.....	1	2,445	1	2,445	1	2,055
Grade 6. Range \$2,166 to \$2,562.....	10	22,675	10	22,675	10	18,908
Grade 5. Range \$1,968 to \$2,364.....	5	10,302	5	10,302	4.9	8,481
Grade 4. Range \$1,770 to \$2,166.....	12	21,948	9	16,638	7.7	11,697
Grade 3. Range \$1,572 to \$1,968.....	16	27,366	16	27,366	16.6	22,791
Grade 2. Range \$1,440 to \$1,770.....	93.2	139,282	83	126,082	82.7	103,638
Unclassified.....			20	26,960	20	22,626
Total permanent, field.....	388	4,764,038	345.2	673,714	316.8	612,475
Temporary employment, field.....	5.6	9,054	5.6	9,054	9.3	13,721
W. O. C. employment, field.....	21	0	26	0	26	0
Trainees, field.....	122.6	97,272	101.8	61,084	87	41,796

By objects	Obligations					
	Estimate, 1947		Estimate, 1946		Actual, 1945	
	Man-years	Total salary	Man-years	Total salary	Man-years	Total salary
<b>PERSONAL SERVICES, FIELD—continued</b>						
Cadet nurse (stipend), field.....	56	\$13,440	137.5	\$30,215	99	\$21,610
Overtime pay, field.....		3,740		142,947		121,409
Night-work differential, field.....		9,518		9,518		
All personal services, field.....	593.6	897,062	616.1	926,532	538.1	711,011
Deduct quarters and subsistence furnished.....		87,840		75,248		50,579
01 Personal services (net).....	593.6	809,222	616.1	851,284	538.1	660,432
<b>OTHER OBLIGATIONS</b>						
02 Travel.....		500		500		500
03 Transportation of things.....		450		450		46
04 Communication services.....		6,400		5,750		6,437
05 Rents and utility services.....		54,372		54,372		47,613
07 Other contractual services.....		14,864		18,041		18,853
08 Supplies and materials.....		197,745		214,409		220,538
09 Equipment.....		22,561		25,513		18,385
13 Refunds, awards, and indemnities.....		2,500		2,000		2,814
Total other obligations.....		299,392		321,035		315,186
Grand total obligations.....		1,108,614		1,172,319		975,618
Payments received from non-Federal sources.....		-200,000		-160,000		-177,100
Transferred to—						
“Salaries and miscellaneous expenses, Public Health Service”.....		+2,750		+2,750		+2,500
“Salaries and expenses, public buildings and grounds in the District of Columbia and adjacent area, Public Buildings Administration”.....		+25,000		+102,000		+50,000
Received by transfer from—						
“Training for nurses, Public Health Service (national defense)”.....				-40,000		-36,370
“Training for nurses, Public Health Service”.....		-15,364				
“Salaries, Howard University, Federal Security Agency”.....				-26,960		-22,626
“Salaries, Freedmen's Hospital, Federal Security Agency”.....						-583,000
“Miscellaneous expenses, Freedmen's Hospital, Federal Security Agency”.....						-211,000
Excess of obligations over appropriation due to Public Law 106.....				-253,359		
Estimated savings, unobligated balance.....						1,978
Total estimate or appropriation.....		921,000		796,750		

Statement of proposed expenditures for purchase, maintenance, repair, and operation of passenger-carrying vehicles for the fiscal year ending June 30, 1947

FREEDMEN'S HOSPITAL

Appropriation	Vehicles (motor unless otherwise indicated) to be purchased		Old vehicles to be exchanged		Net cost of vehicles to be purchased	Old vehicles still to be used	Total maintenance, repair, and operation, all vehicles	Public purpose and users
	Number	Gross cost	Number	Allowance (estimated)				
Salaries and expenses, Freedmen's Hospital, Federal Security Agency.	1	\$2,250			\$2,250	5	\$1,639	2 passenger cars used for administrative purposes. 1 station wagon used for transporting nurses to affiliations. 1 ambulance. 1 truck for general hauling purposes.

1 Ambulance.

HOWARD UNIVERSITY

Salaries, Howard University, Federal Security Agency—

Salaries: For payment in full or in part of the salaries of the officers, professors, teachers, and other regular employees of the university, the balance to be paid from privately contributed funds, [\$724,000] \$941,700. (20 U. S. C. 123; Act of July 3, 1945, Public Law 124; Act of Dec. 28, 1945, Public Law 269.)

Estimate 1947, <sup>a</sup> \$941,700      Appropriated 1946, <sup>b</sup> \$912,000

<sup>a</sup> Excludes \$39,032 transferred to "Salaries and expenses, Freedmen's Hospital, Federal Security Agency." For comparative purposes the amounts provided for 1945 and 1946 are shown in the schedule as transfers.

<sup>b</sup> Includes \$188,000 appropriated in the First Efficiency Appropriation Act, 1946.

By objects	Obligations					
	Estimate, 1947		Estimate, 1946		Actual, 1945	
	Man-years	Total salary	Man-years	Total salary	Man-years	Total salary
<b>PERSONAL SERVICES</b>						
<i>(Not under Classification Act)</i>						
General administrative officers:						
President.....	1	\$10,000	1	\$10,000	1	\$10,000
Secretary.....	1	5,500	1	5,500	1	5,500
Treasurer.....	1	7,175	1	7,175	1	6,250
Registrar.....	1	5,180	1	5,180	1	4,700
Chief of staff (hospital services).....	1	6,720	1	6,720	1	6,000

By objects	Obligations					
	Estimate, 1947		Estimate, 1946		Actual, 1945	
	Man-years	Total salary	Man-years	Total salary	Man-years	Total salary
<b>PERSONAL SERVICES—continued</b>						
<i>(Not under Classification Act)—Con.</i>						
Administrative staff:						
Administrative assistant to president.....	1	\$4,300	1	\$4,300	1	\$3,850
Assistant treasurer.....	1	4,300	1	4,300	1	3,600
Assistant registrar.....	1	3,640	1	3,640	0.7	2,300
Field agent.....	2	6,620	2	6,620	1.8	4,432
Director of publicity.....	0.9	4,068				
Cashier.....	1	2,650	1	2,650	1	2,400
Purchasing agent.....	1	2,980	1	2,980	1	2,400
Assistant university physician.....	1.5	4,800	1.6	4,800	1.5	4,209
Assistant cashier.....	1	2,320	1	2,320	1	1,710
Budget officer.....	1	2,980	1	2,980	1	1,920
Bookkeeper.....	8	17,944	8	17,944	6.2	9,761
Secretarial and clerical.....	27.9	65,816	27	54,104	25.5	40,086
Postmaster.....	0.6	1,420	0.6	1,420	0.8	1,284
Officers of instruction:						
Dean and director.....	13.9	74,874	13	70,806	13.4	61,102
Professor.....	53.5	250,469	53.5	250,469	30.7	130,777
Associate professor.....	32.8	130,010	31	125,330	27.8	101,964
Assistant professor.....	59.9	190,610	59	187,460	42.8	120,093
Instructor.....	53.6	137,034	51	127,142	54.2	113,840



By objects	Obligations					
	Estimate, 1947		Estimate, 1946		Actual, 1945	
<b>PERSONAL SERVICES—continued</b>						
<i>(Not under Classification Act)—Con.</i>						
Man-years	Total salary	Man-years	Total salary	Man-years	Total salary	
<b>Assistants in instruction:</b>						
Assistant.....	16 \$24,484	16 \$24,484	10.2 \$15,506			
Nurse.....	4 7,806	4 7,806	3.2 5,664			
Dormitory director.....	7 18,462	7 18,462	6.9 11,176			
Technician.....	19 44,754	19 44,086	14.8 19,242			
Secretarial and clerical.....	41 78,026	41 78,026	34 48,934			
<b>General library:</b>						
Librarian.....	1 4,200	1 4,200	1 3,700			
Library assistant.....	18.8 43,563	15 34,120	13.2 22,682			
Secretarial and clerical.....	1 1,902	1 1,902	2.6 3,488			
<b>Buildings and grounds:</b>						
Acting superintendent.....	1 4,200	1 4,200	1 3,750			
Acting architect.....	1 3,640	1 3,640	1 3,000			
Chief engineer.....	1 3,640	1 3,640	1 3,000			
Assistant superintendent of grounds.....	0.9 1,950	0.9 1,950	1 2,020			
Assistant superintendent of construction.....	1 2,540	1 2,540	0.8 1,656			
Assistant chief engineer.....	1 2,650	1 2,650	1 2,100			
Chief custodian.....	0.9 1,771	0.9 1,771	1 1,680			
Assistant engineer.....	4.9 11,702	4 9,456	3.9 7,435			
Secretarial and clerical.....	3 4,706	3 4,706	2.8 3,488			
Chief watchman.....	1 1,908	1 1,908	1 1,320			
Storekeeper.....	0.9 2,088	0.9 2,088	0.6 1,183			
Assistant storekeeper.....	0.8 1,522	0.8 1,522	0.8 1,304			
Boiler operator.....	4.9 9,742	4 7,872	3.5 5,306			
Watchman.....	4.9 8,761	4 7,080	3.4 4,602			
Custodian.....	7 11,004	7 11,004	6 7,560			
Janitor.....	24.6 35,425	17 24,480	17.9 19,808			
Window cleaner.....	1 1,440	1 1,440	1 1,200			
Engineer apprentice.....	1 2,166	1 2,166	0.8 1,197			
Switchboard operator.....	4.5 7,866	4.5 7,866	2.9 3,632			
Maid.....	16.9 24,336	15 21,000	14.6 15,584			
Laborer.....	9.9 14,846	9 13,164	8 9,092			
General foreman.....	1 2,540	1 2,540	0.9 1,935			
Steamfitter.....	1 2,364	1 2,364	1 2,024			
General mechanic.....	1 2,364	1 2,364				
Landscape engineer.....	1 2,500	1 2,500				
<b>Service enterprises:</b>						
Housekeeper.....	3 6,192	3 6,192	3 5,430			
Dietitian.....	3 7,620	3 7,620	2.5 5,319			
Janitor and maid.....	12 17,280	12 17,280	12 12,133			
Cook.....	4 7,536	4 7,536	4.1 6,404			
Counterwoman.....	5 7,530	5 7,530	3.9 3,862			
Dishwasher.....	6 8,640	6 8,640	7.7 8,079			
Cashier.....	1 1,704	1 1,704	1 1,208			
Kitchen helper.....	2 3,012	2 3,012	2.6 2,897			
Secretarial and clerical.....	2.5 4,854	2.5 4,854	0.5 685			
Total permanent, departmental.....	509 1,386,906	484.1 1,328,065	415.8 918,378			
Temporary employment, departmental.....	73.5 106,182	73.6 106,682	124.7 190,582			
Part-time employment, departmental.....	16.9 43,014	16.9 43,014	16.2 38,451			
Overtime pay, departmental.....			10,544 167,831			
Night-work differential, departmental.....	5,095	5,095				
01 Personal services (net).....	599.4 1,541,197	574.6 1,493,400	556.7 1,315,642			
Reimbursements for services performed... Transferred to "Salaries and expenses, Freedmen's Hospital, Federal Security Agency".....	-10,000	-10,000	-97,936			
Net total obligations.....	1,531,197	1,510,360	1,240,332			
Excess of obligations over appropriation due to Public Law 106.....		-13,557				
Payments received from private sources.....	-589,497	-584,803	-490,332			
Total estimate or appropriation.....	941,700	912,000	750,000			

**Expenses, Howard University, Federal Security Agency—**

Expenses, Howard University: For necessary expenses, including equipment, supplies, apparatus, furniture, cases and shelving, stationery, ice, repairs to buildings and grounds, **[\$187,000] \$286,000.** (20 U. S. C. 123; Act of July 3, 1945, Public Law 124.)

Estimate 1947, **\$286,000** Appropriated 1946, **\$187,000**

By objects	Obligations		
	Estimate, 1947	Estimate, 1946	Actual, 1945
02 Travel.....	\$15,696	\$15,696	\$15,696
03 Transportation of things.....	767	767	768
04 Communication services.....	17,830	17,830	18 012
05 Rentals and utility services.....	4,110	4,110	4 110
06 Printing and binding.....	25,613	25,613	19 642
07 Other contractual services.....	160,911	99,311	121 491
08 Supplies and materials.....	335,920	335,920	345,005
09 Equipment.....	96,935	59,435	50 183
11 Grants, subsidies, and contributions	47,646	47,646	36 212
12 Pensions, annuities, and insurance losses.....	16,452	16,452	14 108
Grand total obligations.....	721,881	622,780	626,228
Reimbursements for services performed.....	-42,572	-42,572	-87,739
Payments received from private sources.....	-393,309	-393,208	-380,489
Total estimate or appropriation.....	286,000	187,000	158,000

**Plans and Specifications, Howard University, Federal Security Agency—**

Plans and specifications: For the preparation of plans and specifications for construction, under the supervision of the Public Buildings Administration, on the grounds of Howard University of [a dental school building, and engineering and architectural school building, two additional units of the women's dormitories, and an auditorium building with facilities for the school of music and the teaching of fine arts,] three men's dormitory units, administration building, law school building, biology building and greenhouse, and alterations in the science hall, including engineering and architectural services, printing, and travel, to remain available until expended, **[\$181,575] \$154,800.** (20 U. S. C. 123, Act of Dec. 28, 1945, Public Law 269.)

Estimate 1947, **\$154,800** Appropriated 1946, **\$181,575**

07 Other contractual services: Obligations—1947, \$154,800; 1946, \$181,575.

**Construction of Buildings, Howard University, Federal Security Agency—**

Construction of buildings: For the construction, under the supervision of the Public Buildings Administration, of an engineering building, women's dormitory units, auditorium and fine arts building, and dental building, together with alterations and installations in connection with this construction, including engineering and architectural services, printing, and travel, to remain available until expended, **\$3,017,000.** (20 U. S. C. 123.)

Estimate 1947, **\$3,017,000**

10 Lands and structures: Obligations—1947, \$3,017,000.

Total, Howard University, annual appropriations, general account:

Estimate 1947, **\$4,399,500** Appropriated 1946, **\$1,280,575**

**OFFICE OF EDUCATION**

**Further Development of Vocational Education, Office of Education—**

Further development of vocational education: For carrying out the provisions of sections 1, 2, and 3 of the Act approved June 8, 1936 (20 U. S. C. 15h-j), \$14,200,000: Provided, That the apportionment to the States shall be computed on the basis of not to exceed \$14,483,000 for the fiscal year 1946, as authorized by the Act approved June 8, 1936. (Act of July 3, 1945, Public Law 124.)

Estimate 1947, **\$14,200,000** Appropriated 1946, **\$14,200,000**

By objects	Obligations		
	Estimate, 1947	Estimate, 1946	Actual, 1945
11 Grants, subsidies, and contributions:			
Cooperative vocational education in agriculture.....	\$4,025,000	\$4,025,000	\$3,558,443
Cooperative vocational education in home economics.....	4,020,000	4,020,000	4,007,123
Cooperative vocational education in trades and industries.....	4,030,000	4,030,000	3,524,042
Cooperative vocational education in distributive occupations.....	1,105,000	1,105,000	941,561
Cooperative vocational education, teachers, etc.....	1,020,000	1,020,000	931,573
Grand total obligations.....	14,200,000	14,200,000	12,962,742
Estimated savings, unobligated balance.....			1,237,258
Total estimate or appropriation.....	14,200,000	14,200,000	14,200,000

**Promotion of Vocational Education in Hawaii, Office of Education—**

For extending to the Territory of Hawaii the benefits of the Act approved February 23, 1917 (20 U. S. C. 11-18), in accordance with the provisions of the Act approved March 10, 1924 (20 U. S. C. 29), \$30,000. (Act of July 3, 1945, Public Law 124.)

Estimate 1947, **\$30,000** Appropriated 1946, **\$30,000**

By objects	Obligations		
	Estimate, 1947	Estimate, 1946	Actual, 1945
11 Grants, subsidies, and contributions:			
Cooperative vocational education in agriculture.....	\$10,000	\$10,000	\$10,000
Cooperative vocational education in trades and industries.....	10,000	10,000	10,000
Cooperative vocational education, teachers, etc.....	10,000	10,000	10,000
Total estimate or appropriation.....	30,000	30,000	30,000

OFFICE OF EDUCATION—Continued

Promotion of Vocational Education in Puerto Rico, Office of Education—

For extending to Puerto Rico the benefits of the Act approved February 23, 1917 (20 U. S. C. 11-18), in accordance with the provisions of the Act approved March 3, 1931 (20 U. S. C. 11-18, 30; 29 U. S. C. 31-35), \$105,000. (29 U. S. C. 45a; Act of July 3, 1945, Public Law 124.)

Estimate 1947, \$105,000                      Appropriated 1946, \$105,000

By objects	Obligations		
	Estimate, 1947	Estimate, 1946	Actual, 1945
11 Grants, subsidies, and contributions: Cooperative vocational education in agriculture.....	\$30,000	\$30,000	\$25,998
Cooperative vocational education in home economics.....	30,000	30,000	30,000
Cooperative vocational education in trades and industries.....	30,000	30,000	28,612
Cooperative vocational education, teacher training.....	15,000	15,000	15,000
Grand total obligations.....	105,000	105,000	99,610
Estimated savings, unobligated balance.....			5,390
Total estimate or appropriation.....	105,000	105,000	105,000

Further Endowment of Colleges of Agriculture and the Mechanic Arts, Office of Education—

Further endowment of colleges of agriculture and the mechanic arts: For carrying out the provisions of section 22 of the Act approved June 29, 1935 (7 U. S. C. 343d), \$2,480,000. (Act of July 3, 1945, Public Law 124.)

Estimate 1947, \$2,480,000                      Appropriated 1946, \$2,480,000

11 Grants, subsidies, and contributions: Obligations—1947, \$2,480,000; 1946, \$2,480,000; 1945, \$2,480,000.

Library Service and Research, Office of Education—

Library service: For making surveys, studies, investigations, and reports regarding public, school, college, university, and other libraries; fostering coordination of public and school library service; coordinating library service on the national level with other forms of adult education; developing library participation in Federal projects; fostering Nation-wide coordination of research materials among the more scholarly libraries, inter-State library cooperation, and the development of public, school, and other library service throughout the country, and for the administrative expenses incident to performing these duties, including salaries of such assistants, experts, clerks, and other employees in the District of Columbia and elsewhere, as the Commissioner of Education may deem necessary, purchase of miscellaneous supplies, equipment, stationery, postage on foreign mail, books of reference, lawbooks, and periodicals, and all other necessary expenses, \$20,965. (Act of July 3, 1945, Public Law 124.)

Appropriated 1946, \$20,965

NOTE.—The appropriation under the above title has been transferred to and estimated for under "Salaries and expenses, Office of Education." For comparative purposes the amounts appropriated for 1945 and 1946 are shown in the schedule as transfers.

By objects	Obligations		
	Estimate, 1947	Estimate, 1946	Actual, 1945
Transferred to "Salaries and expenses, Office of Education".....			
Excess of obligations over appropriation due to Public Law 106.....		+\$24,681	+\$22,955
Estimated savings, unobligated balance.....		-3,716	1,010
Total estimate or appropriation.....		20,965	23,965

Services for the Blind, Office of Education—

Services for the blind: For all necessary expenses, including personal services in the District of Columbia, for carrying out the provisions of the Act to authorize the operations of stands in Federal buildings by blind persons and to enlarge the economic opportunities of the blind, approved June 20, 1936 (20 U. S. C., ch. 6A), \$20,125. (Act of July 3, 1945, Public Law 124.)

Appropriated 1946, \$20,125

NOTE.—Appropriation under above title transferred to and estimated for under "Salaries and expenses, Office of Education." For comparative purposes the amounts appropriated for 1945 and 1946 are shown in the schedule as transfers.

By objects	Obligations		
	Estimate, 1947	Estimate, 1946	Actual, 1945
Transferred to "Salaries and expenses, Office of Education".....			
Excess of obligations over appropriation due to Public Law 106.....		+\$21,109	+\$10,735
Estimated savings, unobligated balance.....		-984	10,890
Total estimate or appropriation.....		20,125	21,625

Salaries, Office of Education—

Salaries: For personal services in the District of Columbia, \$386,955. (20 U. S. C. 1; Act of July 3, 1945, Public Law 124.)

Appropriated 1946, \$386,955

NOTE.—Appropriation under above title transferred to and estimated for under "Salaries and expenses, Office of Education." For comparative purposes the amounts appropriated for 1945 and 1946 are shown in the schedule as transfers.

By objects	Obligations		
	Estimate, 1947	Estimate, 1946	Actual, 1945
Transferred to "Salaries and expenses, Office of Education".....			
Excess of obligations over appropriation due to Public Law 106.....		+\$448,395	+\$330,537
Estimated savings, unobligated balance.....		-61,440	12,418
Total estimate or appropriation.....		386,955	342,955

General Expenses, Office of Education—

General expenses: For general expenses of the Office of Education, including lawbooks, books of reference, and periodicals; and for the operation, maintenance, and repair of one passenger-carrying automobile; purchase, distribution, and exchange of educational documents, motion-picture films, and lantern slides; collection, exchange, and cataloging of educational apparatus and appliances, articles of school furniture and models of school buildings illustrative of foreign and domestic systems and methods of education, and repairing the same, \$39,650. (20 U. S. C. 1; Act of July 3, 1945, Public Law 124.)

Appropriated 1946, \$39,650

NOTE.—Appropriation under above title transferred to and estimated for under "Salaries and expenses, Office of Education." For comparative purposes the amounts appropriated for 1945 and 1946 are shown in the schedule as transfers.

By objects	Obligations		
	Estimate, 1947	Estimate, 1946	Actual, 1945
Transferred to "Salaries and expenses, Office of Education".....			
Estimated savings, unobligated balance.....		+\$39,650	+\$16,149
Total estimate or appropriation.....		39,650	29,650

Salaries and Expenses, Vocational Education, Office of Education—

Salaries and expenses: For carrying out the provisions of section 7 of the Act approved February 23, 1917, as amended by the Act of October 6, 1917 (20 U. S. C. 15), and of section 4 of the Act approved June 8, 1936 (49 Stat. 1488), \$367,423. (Act of July 3, 1945, Public Law 124.)

Appropriated 1946, \$367,423

NOTE.—Appropriation under above title transferred to and estimated for under "Salaries and expenses, Office of Education." For comparative purposes the amounts appropriated for 1945 and 1946 are shown in the schedule as transfers.

By objects	Obligations		
	Estimate, 1947	Estimate, 1946	Actual, 1945
Transferred to "Salaries and expenses, Office of Education".....			
Excess of obligations over appropriation due to Public Law 106.....		+\$420,749	+\$412,987
Estimated savings, unobligated balance.....		-53,326	6,936
Total estimate or appropriation.....		367,423	419,923

Salaries and Expenses, Office of Education—

Salaries and expenses: For all expenses necessary for the work of the Office of Education as provided by law, including surveys, studies, investigations, and reports regarding libraries; fostering coordination of

public and school library service; coordination of library service on the national level with other forms of adult education; developing library participation in Federal projects; fostering Nation-wide coordination of research materials among the more scholarly libraries, inter-State library coordination and the development of library service throughout the country; which expenses may include personal services in the District of Columbia; contract stenographic reporting services; purchase of one, and maintenance, repair, and operation of passenger automobiles; purchase of lawbooks, books of reference, and periodicals; purchase, distribution, and exchange of educational documents, motion-picture films, and lantern slides; collection, exchange, and cataloging of educational apparatus and appliances, articles of school furniture and models of school buildings illustrative of foreign and domestic systems and methods of education, and repairing the same; \$1,520,200, of which not to exceed \$403,500 shall be available for the Division of Vocational Education as authorized. (20 U. S. C., chs. 1, 2, and 6A; Act of July 3, 1945, Public Law 124.)

Estimate 1947, \* \$1,520,200

\* Includes items appropriated for in 1946 under the following titles: "Library service and research, Office of Education"; "Services for the blind, Office of Education"; "Salaries, Office of Education"; "General expenses, Office of Education"; and "Salaries and expenses, vocational education, Office of Education."

By objects	Obligations					
	Estimate, 1947		Estimate, 1946		Actual, 1945	
	Man-years	Total salary	Man-years	Total salary	Man-years	Total salary
<b>PERSONAL SERVICES, DEPARTMENTAL</b>						
Clerical, administrative, and fiscal service:						
Grade 15. Range \$8,750 to \$9,800:						
Director, division of central services	1	\$9,013	0.6	\$5,219		
Grade 14. Range \$6,230 to \$7,070:						
Chief, administrative management and services	1	7,175				
Assistant director, division of central services	1	7,175				
Grade 13. Range \$6,230 to \$7,070:						
Chief, budget and fiscal section	1	6,230				
Chief, organization planning and procedures section	1	6,230				
Grade 12. Range \$5,180 to \$6,020:						
Principal auditor	0.7	3,626				
Budget analyst	1	5,180	0.3	1,598		
Personnel officer	1	5,180	0.3	1,599		
Chief, fiscal service	1	5,180				
Grade 11. Range \$4,300 to \$5,180:						
Field auditor	1.1	4,730				
Administrative officer			1	4,575	1	\$3,950
Technical expert in design and distribution of materials	1	4,960	1	4,842	1	4,200
Grade 9. Range \$3,640 to \$4,300:						
Recruitment and placement assistant	1	3,750				
Classification analyst	1	3,640	1	3,665	0.3	844
Field representative	1.7	6,216				
Administrative assistant (research and statistics)	1	3,640				
Grade 8. Range \$3,310 to \$3,970:						
Grade 7. Range \$2,980 to \$3,640:						
Grade 6. Range \$2,650 to \$3,310:						
Grade 5. Range \$2,320 to \$2,980:						
Grade 4. Range \$2,100 to \$2,496:						
Grade 3. Range \$1,902 to \$2,298:						
Grade 2. Range \$1,704 to \$2,100:						
Grade 1. Range \$1,506 to \$1,902:						
Professional service:						
Grade 8. Range \$8,750 to \$9,800:						
Commissioner of Education	1	9,800	1	9,800	1	9,000
Associate commissioner A	0.8	7,000				
Associate commissioner B	0.8	7,000				
Special assistant I	1	8,750				
Special assistant II	0.8	7,000				
Assistant commissioner or director of vocational education	1	8,750	0.8	7,067		
Assistant commissioner and director, division of elementary education	1	8,750	0.8	7,067		
Director, division of secondary education	1	8,750	0.6	5,334		
Director, division of higher education	1	8,750	1.1	9,759		
Director, division of school administration	1	8,750	0.5	4,667		
Director, division of auxiliary services	1	8,750	0.6	5,334		
Director for the division, international education	1	8,750	0.8	7,000		
Grade 7. Range \$7,175 to \$8,225:						
Assistant director, vocational education	1	7,175				
Chief, agricultural education	1	7,437	1	7,437	1	6,500
Chief, trade and industrial education	1	7,175				
Chief, home economics education	1	7,175				
Chief, business education	1	7,175				
Chief, occupational information and guidance	1	7,175				
Assistant commissioner for vocational education			0.2	1,582	1	7,500
Chief, elementary school organization supervision	1	7,175				
Chief, instructional problems	1	7,175	0.5	3,801		
Chief, exceptional children and youth	1	7,175				
Assistant commissioner			0.2	1,430	1	6,750
Chief, secondary school organization and supervision	1	7,175	0.6	4,305		
Chief, instructional problems	1	7,175	0.5	3,797		

By objects	Obligations					
	Estimate, 1947		Estimate, 1946		Actual, 1945	
	Man-years	Total salary	Man-years	Total salary	Man-years	Total salary
<b>PERSONAL SERVICES, DEPARTMENTAL—CON.</b>						
Professional service—Continued						
Grade 7. Range \$7,175 to \$8,225—Con.						
Chief, higher education division			0.2	\$1,582	1	\$7,500
Chief for organization administration and finance	1	\$7,175				
Chief for colleges of arts and sciences	0.9	6,458				
Chief, general administration	0.8	5,740				
Assistant for administration and transportation	0.8	5,740				
Specialist for State school administration	1	7,175				
Chief for school housing	1	7,175	0.8	6,072		
Chief for business administration	0.8	5,740				
Chief, service to libraries	1	7,175				
Chief, services for the blind	1	7,175				
Chief, problems on school lunch management			0.3	2,760		
Chief, educational uses of radio	1	7,175	0.8	5,795		
Chief, visual education	1	7,175				
Chief, European education relations	1	7,175	0.5	3,845		
Chief, near and far eastern educational relations	0.8	5,740				
Chief, American republics educational relations	1	7,175				
Assistant to the Commissioner			0.2	1,451	1	7,000
Chief, research and statistical service	1	7,175	1	7,175	0.3	1,896
Chief, information and publications	1	7,175	0.5	3,950		
Special assistant to Commissioner			0.4	2,975	1	6,500
Grade 6. Range \$6,230 to \$7,070:						
Executive assistant for vocational education	1	6,230				
Consultant on vocational education	1	7,070	1	7,070	0.4	2,256
Assistant chief, agricultural education	0.9	5,796				
Regional agent, agricultural education	3.0	24,277				
Assistant chief, trade and industrial education	0.9	5,796	1	6,416	1	5,600
Regional agent, trade and industrial education	3.9	24,297				
Consultant for public service training	1	6,440	1	6,440	1	5,600
Consultant for employee-employer relations	1	6,650	1	6,650	1	5,800
Assistant chief, home economics education	1	6,230				
Regional agent, home economics education	3.9	24,297				
Assistant chief, business education	0.9	5,607				
Regional agent for distributive occupations	3.9	24,297				
Assistant chief, occupational information and guidance	0.9	5,607				
Chief, vocational statistics and research	1	6,230	0.8	4,869	0.7	4,108
Deputy assistant commissioner for vocational education			1	6,440	1	5,800
Chief, home economics education	1	6,804	1	6,000	1	6,000
Chief, business education	1	6,650	1	6,500	1	5,800
Chief, occupational information and guidance			1	6,804	1	6,000
Specialist, nursery-kindergarten-primary education	1	6,230				
Specialist, upper grades	1	6,230				
Specialist, rural schools	1	6,230				
Specialist, tests and measurements, secondary education	1	6,230				
Specialist, English language, reading and literature	1	6,230				
Specialist, social sciences	1	6,230	0.3	2,156		
Specialist, health instruction and physical education	1	6,230	0.5	3,368		
Specialist, science and aviation	0.8	4,984	0.1	491		
Specialist, mathematics	0.8	4,984				
Specialist, schools for the socially mal-adjusted	1	6,230				
Specialist, schools for the physically handicapped	1	6,230				
Specialist, extended school services	1	6,230				
Consultant			1	7,014	1	6,200
Consultant on planning and research programs					0.2	778
Specialist for large high schools	1	6,230				
Specialist for small and rural high schools	1	6,230				
Specialist for general adult education	1	6,560				
Specialist for pupil personnel	1	6,230				
Specialist for English	1	6,230				
Specialist for foreign languages	0.9	5,546				
Specialist for social sciences and geography	1	6,230	0.5	3,311		
Specialist for health instruction, physical education, and athletics	1	6,440	1	6,254	0.6	3,204
Specialist for science	1	6,230	0.5	3,311		
Specialist for mathematics, secondary education	1	6,230				
Consultant			1	6,860	1	6,000
Specialist for student personnel	0.8	4,984				
Specialist for State-wide programs	1	6,440	1	6,354	1	5,600
Specialist for teacher education	1	6,230				
Specialist for the education of school administrators	1	6,230				
Specialist for land-grant colleges and universities	1	6,230				
Specialist for Negro college education	1	6,230				
Specialist for junior college education	0.9	5,607	0.6	3,115		
Specialist for engineering	1	6,230				

OFFICE OF EDUCATION—Continued

Salaries and Expenses, Office of Education—Continued

By objects	Obligations			By objects		Obligations			
	Man- years	Total salary	Actual, 1945	Man- years	Total salary	Estimate, 1947	Estimate, 1946	Actual, 1945	
<b>PERSONAL SERVICES, DEPARTMENTAL—CON.</b>									
Professional service—Continued									
Grade 6. Range \$6,230 to \$7,170—Con.									
Specialist for pupil transportation	1	\$6,230							
Assistant for school plant planning	0.9	5,607							
Specialist for school legislation	1	6,230							
Specialist for school taxation	1	6,230							
Assistant for school plant management	0.9	5,607							
Principal educationist			1	\$6,440	1	\$5,800			
Specialist, public libraries	1	6,230							
Specialist, school and children's libraries	1	6,230							
Specialist on technical phases of educational radio	1	6,230							
Chief, library service			1	6,804	1	6,000			
Specialist, preparation and exchange of materials for use in schools	1.6	9,968							
Specialist, exchange of information on education and evaluation of credentials	2	12,460							
Specialist, exchange of professors, teachers, and students	2.4	14,952			0.3	1,840			
Chief, radio and information division									
Assistant for special service (research and statistical service)	1	6,230							
Assistant for cooperative service (research and statistical service)	0.8	4,984							
Chief librarian	1	6,230	0.6	3,946					
Editor in chief	1	6,230							
Consultant to the Commissioner			0.5	3,984					
Grade 5. Range \$5,180 to \$6,020.									
Research specialist, agricultural education	1	6,020	1	6,020	1	5,400			
Specialist for special groups, agricultural education	1	5,810	1	5,754	1	5,000			
Specialist for part-time schools, agricultural education			1	5,380	1	4,600			
Specialist for subject matter, agricultural education	1	5,390	1	5,390	1	4,600			
Specialist for teacher training, agricultural education	1	5,810	1	5,754	1	5,000			
Specialist, farm mechanics	1	5,390	1	5,390	0.8	3,641			
Specialist for teacher training, trade and industrial education	1	5,390	1	5,390	1	4,600			
Agent, trade and industrial education for girls and women	1	5,600	1	5,600	1	4,900			
Specialist for apprentice training	1	5,600	1	5,600	1	4,800			
Specialist for part-time education	1	5,600							
Research specialist, home economics	2	11,620	1	6,020	1	5,400			
Specialist for family-life education			1	5,600	1	4,850			
Research specialist, business education			1	5,390	1	4,600			
Specialist, occupational information and guidance	2.3	16,540	2	10,820	1.7	8,058			
Research specialist, research and statistics	1	5,390	1	5,390	0.9	4,317			
Executive assistant for vocational education			1	5,600	1	4,800			
Research agent for agricultural education			3	17,204	3	15,050			
Regional agent for trade and industrial education			4	22,974	4	20,000			
Special agent, trade and industrial education			1	5,390	1	4,750			
Assistant chief, home economics education			1	5,600	1	4,800			
Regional agent for home economics education			4	23,168	3.9	19,800			
Regional agent, distributive occupations			4	23,016	4	20,000			
Specialist, consultation and field service			1	5,697	1	5,000			
Consultant in school lunches					0.1	383			
Specialist, nursery-kindergarten-primary education			1	5,907	1	5,200			
Specialist, education of exceptional children			1	6,020	1	5,336			
Specialist, elementary education			1	5,754	1	4,972			
Specialist, extended school services			1	5,390	1	4,600			
Assistant for other social sciences	1	5,180							
Specialist for secondary education			0.4	2,299	1	4,891			
Consultant, tests and measurements			1	5,810	0.7	3,958			
Senior educationist (specialist in rural education)			1	5,907	1	5,200			
Specialist for teacher training			1	5,963	1	5,200			
Specialist for higher education			2	10,990	2	9,550			
Specialist for Negro education			1	5,907	1	5,200			
Specialist, school furniture and equipment	0.9	4,662							
Educational specialist in school buildings					1	4,700			
Specialist, script and transcription exchange	1	5,180							
Specialist, utilization techniques	0.8	4,050							
Field representative (vending stand specialist)	2	10,360							
Field representative (vending stand operator)	1	5,180							
Public library specialist			1	5,390	1	4,600			
Specialist in libraries (children's and young people's work)			1	5,671	1	4,800			
<b>PERSONAL SERVICES, DEPARTMENTAL—CON.</b>									
Professional service—Continued									
Grade 5. Range \$5,180 to \$6,020—Con.									
Chief, services for the blind					1	\$5,390	0.5	\$2,492	
Assistant specialist for Pan-American club activities in the United States schools	1	\$5,180							
Assistant specialist, exchange of information and evaluation of credentials	1	5,180							
Senior specialist in far eastern education					1	5,390	1	4,650	
Reporting statistician	1	5,180							
Assistant editor in chief					1	5,754	1	5,000	
Assistant specialist for service to organizations	1	5,180							
Grade 4. Range \$4,300 to \$5,180:									
Special agent, trade and industrial education					1	4,740	1	4,000	
Specialist, occupations for girls and women							0.3	1,108	
Specialist in higher education					1	4,900	1	4,200	
Educationist							0.2	829	
Research assistant (higher education)	1.5	6,560							
Specialist, school finance					1	4,960	1	4,400	
Specialist, school legislation					1	4,960	1	4,376	
Specialist, bibliography of librarianship	1	4,300							
Specialist, visual aids	1	4,300							
Radio education specialist					0.2	869	1	3,950	
Field agent, services for the blind	2	8,778			1	4,300	0.4	1,425	
Assistant chief, services for the blind					1	5,052	1	4,400	
Specialist in European school systems							0.6	2,450	
Specialist in comparative education					1	5,121	1	4,400	
Chief, statistical service					1	4,300			
Educational statistician					1	4,300			
Statistician					1	4,300			
Assistant editor of periodicals					0.8	3,440			
Assistant editor of statistical documents					0.5	2,150			
Research assistant, European educational relations					0.8	3,220			
Assistant specialist for exhibits service					1	3,640			
Grade 3. Range \$3,640 to \$4,300:									
Statistician, home economics education	1	3,640			1	3,737	0.9	2,933	
Educational statistician					0.4	1,666			
Research assistant, exceptional children and youth					0.9	3,276			
Research assistant (organization and supervision)	1	3,640			1	3,640	1	3,200	
Research assistant (higher education)					0.8	2,912	0.5	1,804	
Educationist					3	12,150	2.5	8,632	
Draftsman	1	3,640			1	3,640	1	3,325	
Research assistant					1	3,640			
Chief bibliographer					0.8	2,912	0.5	1,804	
Specialist on educational statistics					3	12,150	2.5	8,632	
Statistician	1	3,640			1	3,640	1	3,325	
Editorial assistant					1	3,640			
Associate librarian (head of acquisitions)					1	3,640			
Associate librarian (head reference librarian)					1	3,640			
Associate librarian (head bibliographer)					1	3,640			
Associate librarian (head curriculum laboratory)					5	15,560	6	16,458	
Grade 2. Range \$2,980 to \$3,640	3	7,070			6	19,732	2.8	7,592	
Grade 1. Range \$2,320 to \$2,980					5	12,405			
<b>Subprofessional service:</b>									
Grade 8. Range \$2,980 to \$3,640	1	3,090			2	6,290	1.8	5,075	
Grade 5. Range \$2,100 to \$2,496	1	2,166			1	2,123	1	1,761	
Grade 4. Range \$1,902 to \$2,298					0.2	317			
Grade 3. Range \$1,572 to \$1,902	1	1,704					0.4	610	
<b>Crafts, protective, and custodial service:</b>									
Grade 5. Range \$1,968 to \$2,364	1	2,166			1	2,130	0.1	1,450	
Grade 4. Range \$1,770 to \$2,166	1	2,034			1	2,016	1	1,665	
Grade 3. Range \$1,572 to \$1,902	1	1,770			1	1,752	1.7	2,474	
Total permanent, departmental	348	1,443,411			222	6	891,238	191	654,556
Temporary employment, departmental								2.5	7,129
Overtime pay, departmental							11,646		101,230
01 Personal services (net)	348	1,443,411			222	6	902,884	194	762,915
<b>OTHER OBLIGATIONS</b>									
03 Transportation of things		878					546		420
04 Communication services		22,560					16,605		14,322
<b>07 Other contractual services:</b>									
Repairs		1,379					1,191		885
Miscellaneous expenses		2,176					4,478		733
Machine tabulations		14,000					5,500		
Stenographic reporting service		1,000							
08 Supplies and materials		6,235					5,205		4,419
09 Equipment		14,292					9,655		2,861
Library stock		4,000					3,500		2,121
Total other obligations		66,520					46,080		25,761
Grand total obligations		1,509,931					948,964		788,676
Transferred to "Miscellaneous expenses, Office of the Administrator, Federal Security Agency"		+10,269					+5,620		+4,687

By objects	Obligations		
	Estimate, 1947	Estimate, 1946	Actual, 1945
Received by transfer from—			
“Library service and research, Office of Education”		—\$24,681	—\$22,955
“Services for the blind, Office of Education”		—21,109	—10,735
“Salaries, Office of Education”		—448,395	—330,537
“General expenses, Office of Education”		—39,650	—16,149
“Salaries and expenses, vocational education, Office of Education”		—420,749	—412,987
Total estimate or appropriation	\$1,520,200		
<b>BY PROJECTS OR FUNCTIONS</b>			
1. Vocational education	\$401,250	\$364,148	\$310,436
2. Elementary education	124,162	60,947	49,455
3. Secondary education	124,891	66,130	29,428
4. Higher education	111,970	59,131	45,248
5. School administration	98,615	45,110	27,732
6. Auxiliary services	123,545	64,848	41,376
7. International educational relations	98,709	32,385	13,413
8. Central services	367,139	206,355	146,101
9. General administration	59,630	38,264	24,277
10. Overtime pay		11,616	101,230
Grand total obligations	1,509,931	948,964	788,676
Adjustments (see objects schedule for detail)	+10,269	—948,964	—788,676
Total estimate or appropriation	1,520,200		

The appropriation in this title for traveling expenses shall be available for actual transportation and not to exceed \$10 per diem in lieu of subsistence and other expenses of persons serving, while away from their homes without other compensation from the United States, in an advisory capacity to the Commissioner of Education, in an amount not exceeding **[\$25,000] \$85,300.** (Act of July 3, 1945, Public Law 124.)

**Salaries and Expenses, Office of Education (National Defense)—**

**[Salaries and expenses (national defense):** For all expenses necessary to enable the Office of Education to liquidate the program provided for during prior fiscal years under the head Education and Training, Defense Workers (national defense), including personal services in the District of Columbia, traveling expenses, and printing and binding, \$384,900: *Provided,* That equipment purchased during prior fiscal years from appropriations under the heading “Education and Training, Defense Workers (national defense)”, in accordance with proposals submitted by educational agencies and approved by the Commissioner, shall remain the property of the agency designated in the proposal and approved by the Commissioner to purchase and to hold title to such equipment, and that the supplies authorized by the Commissioner to be purchased shall remain the property of the agency authorized to purchase such supplies: *Provided further,* That no school or school system shall be required to surrender possession or use of any property or equipment which it is using in its educational or training programs.] (54 Stat. 1034, 1055; 55 Stat. 477; 56 Stat. 578-580; 47 Stat. 503-505; 58 Stat. 554-556; Act of July 3, 1945, Public Law 124.)

Appropriated 1946, **\$384,900**

By objects	Obligations		
	Estimate, 1947	Estimate, 1946	Actual, 1945
<b>PERSONAL SERVICES, DEPARTMENTAL</b>			
Clerical, administrative, and fiscal service:	Man- Total	Man- Total	Man- Total
Grade 12. Range \$5,150 to \$6,020:	years salary	years salary	years salary
Senior constructive accountant			0.1 \$450
Assistant to director (finance)		1 \$5,180	1 4,600
Senior technical adviser		0.3 1,917	1 5,400
Grade 11. Range \$4,300 to \$5,150:			6 2,611
Administrative officer		4.5 20,275	4.8 18,366
Principal accountant			0.9 3,445
Financial field representative			7 22,519
Grade 9. Range \$3,640 to \$4,300:			5 15,332
Associate accountant		4.6 20,266	6.9 17,785
Grade 7. Range \$2,650 to \$3,640:			1.8 4,589
Grade 6. Range \$2,650 to \$3,310:			8.2 19,705
Grade 5. Range \$2,320 to \$2,980:			30.1 62,547
Grade 4. Range \$2,100 to \$2,496:			19.6 38,264
Grade 3. Range \$1,902 to \$2,298:			4.8 8,589
Grade 2. Range \$1,704 to \$2,100:			1 1,638
Grade 1. Range \$1,572 to \$1,902:			
Professional service:			
Grade 8. Range \$8,750 to \$9,800:			
Director, vocational training, war production workers		0.9 8,502	1 8,250
Director, engineering, science, and management, war training		0.8 6,731	1 8,125
Grade 7. Range \$7,175 to \$8,225:			0.7 4,602
Director, student war loans			
Deputy director, vocational training, war production workers		0.5 3,780	1 6,750
Deputy director, engineering, science, and management, war training		0.5 3,868	1 06,80

By objects	Obligations		
	Estimate, 1947	Estimate, 1946	Actual, 1945
<b>PERSONAL SERVICES, DEPARTMENTAL—CON.</b>			
Professional service—Continued	Man- Total	Man- Total	Man- Total
Grade 6. Range \$6,230 to \$7,070:	years salary	years salary	years salary
Principal specialist in engineering education		1 7 \$10,734	4 9 \$28,120
Field coordinator, engineering, science, and management, war training			1 6,440
Assistant director, food production, war training			1 6,537
Assistant director, equipment and space			
Assistant director, research and statistics			0.2 767
Director, visual aids for war training		1 6,440	1 5,650
Grade 5. Range \$5,150 to \$6,020:			
Special representative, war production training		2 10,780	17 81,494
Field representative, engineering education		0.7 3,658	2.8 12,956
Senior specialist (course), engineering education			0.3 1,595
Senior educational statistician, engineering education		1 5,390	1 4,640
Specialist in training techniques			0.8 3,844
Technical specialist in visual aids		0.5 2,384	2.3 10,866
Specialist in education technique		1.4 7,315	3.8 17,784
Senior specialist in physics education			1 4,650
Special representatives, food production, war training		1.3 6,920	6.1 29,112
Chief, research and statistics		0.5 2,550	1 4,600
Grade 4. Range \$4,300 to \$5,150:			
Specialist, information and reports			0.4 1,583
Specialist in engineering education		1.4 6,020	2.8 10,450
Special agent, war production training		1.4 6,257	5 19,359
Educational statistician, war production training			0.2 633
Assistant training specialist			0.5 1,900
Grade 3. Range \$3,640 to \$4,300:			
Associate special agent, war production training			0.7 2,764
Field agent, war production training		0.5 1,875	1 3,200
Educational statistician			0.1 462
Grade 2. Range \$2,980 to \$3,640:			0.4 1,200
Grade 1. Range \$2,320 to \$2,980:			0.8 1,567
Subprofessional service:			
Grade 6. Range \$2,320 to \$2,980:			1 2,450
Grade 5. Range \$2,100 to \$2,496:			0.1 135
Crafts, protective, and custodial service:			
Grade 5. Range \$1,968 to \$2,364:			0.9 1,620
Grade 3. Range \$1,572 to \$1,902:		5 8,058	6.2 8,778
Grade 2. Range \$1,440 to \$1,770:			0.3 385
Total permanent, departmental	104.5	313,901	219.4 603,169
Temporary employment, departmental	1.1	2,694	2.7 7,847
Part-time employment, departmental			1.1 1,092
Overtime pay, departmental		6,979	103,346
All personal services, departmental	105.6	323,574	223.2 715,454
<b>PERSONAL SERVICES, FIELD</b>			
Clerical, administrative, and fiscal service:			
Grade 4. Range \$2,100 to \$2,496:			2.9 5,308
Professional service:			
Grade 8. Range \$8,750 to \$9,800:			
Expert consultant			0.1 426
Grade 5. Range \$5,150 to \$6,020:			
Special representative, war production training			8.1 37,185
Specialist in educational techniques in visual aids		0.5 2,545	4.3 19,922
Technical specialist in visual aids			7 32,475
Grade 4. Range \$4,300 to \$5,180:			
Technical specialist in educational techniques for visual aids			0.3 1,108
Total permanent, field	0.5	2,545	22.7 96,424
Overtime pay, field		56	13,417
All personal services, field	0.5	2,601	22.7 109,841
01 Personal services (net)	106.1	326,175	245.9 825,295
<b>OTHER OBLIGATIONS</b>			
02 Travel		44,520	120,689
03 Transportation of things		500	756
04 Communication service		6,696	13,653
06 Printing and binding		3,675	13,722
07 Other contractual services:			
Duplicating		824	7,830
Repairs and alterations		400	753
Miscellaneous expenses		565	398
08 Supplies and materials		1,225	3,954
09 Equipment		350	1,103
Total other obligations		58,725	162,858
Grand total obligations		384,900	988,153
Received by transfer from “Visual aids for war training, Office of Education (national defense)”			—175,000
Net total obligations		384,900	813,153
Estimated savings, unobligated balance			53,547
Total estimate or appropriation		384,900	866,700

OFFICE OF EDUCATION—Continued

Visual Aids for War Training, Office of Education (National Defense)—

Transferred to "Salaries and expenses, Office of Education (national defense)": 1945, \$175,000.

The Commissioner may delegate to any officer in the Office of Education any of his powers or duties hereunder. (Act of July 3, 1945, Public Law 124.)

Education and Training, Defense Workers, Office of Education (National Defense)—

By objects	Obligations		
	Estimate, 1947	Estimate, 1946	Actual, 1945
11 Grants, subsidies, or contributions: Cost of vocational courses in food production and conservation, etc.			\$10,325,912
Reappropriation of prior year balance for 1945			-4,100,000
Carried to surplus fund, Public Law 127			+3,500,000
Estimated savings and unobligated balance			774,088
<b>Total estimate or appropriation</b>			<b>10,500,000</b>
11 Grants, subsidies, and contributions: Cost of short courses of college grade			7,108,630
Reappropriation of prior year balance for 1945			-6,000,000
Carried to surplus fund, Public Law 127			+1,500,000
Estimated savings, unobligated balance			1,391,370
<b>Total estimate or appropriation</b>			<b>4,000,000</b>
11 Grants, subsidies, and contributions: Cost of vocational courses of less than college grade			33,434,729
Reappropriation of prior year balance for 1945			-36,000,000
Estimated savings, unobligated balance			2,565,271
<b>Total estimate or appropriation</b>			

Traveling Expenses, Federal Security Agency (Transfer to Office of Education)—

By objects	Obligations		
	Estimate, 1947	Estimate, 1946	Actual, 1945
02 Travel	\$134,600	\$96,200	\$82,388
Received by transfer from "Traveling expenses, Federal Security Agency"	-134,600	-96,200	-96,200
Estimated savings, unobligated balance			13,812
<b>Total estimate or appropriation</b>			

Printing and Binding, Federal Security Agency (Transfer to Office of Education)—

By objects	Obligations		
	Estimate, 1947	Estimate, 1946	Actual, 1945
06 Printing and binding	\$90,700	\$55,000	\$70,407
Received by transfer from "Printing and binding, Federal Security Agency"	-90,700	-55,000	-70,407
<b>Total estimate or appropriation</b>			

Working Fund, Federal Security Agency, Office of Education—

By objects	Obligations		
	Estimate, 1947	Estimate, 1946	Actual, 1945
<b>PERSONAL SERVICES, DEPARTMENTAL</b>	<b>Man- years</b>	<b>Total salary</b>	<b>Man- years</b>
Clerical, administrative, and fiscal service:			<b>Total salary</b>
Grade 9. Range \$3,640 to \$4,300	1	\$3,687	
Grade 4. Range \$2,100 to \$2,496	2.3	5,201	1.7
Grade 3. Range \$1,902 to \$2,298	7.9	16,294	2.1
Grade 2. Range \$1,704 to \$2,100	0.3	426	0.7
Professional service:			
Grade 5. Range \$5,180 to \$6,020:			
Special representative, food production, war training	2	10,231	0.2
Senior specialist in school transportation			1
Consultant on materials			0.5
Educationist	0.9	4,782	0.9
Specialist in educational techniques in visual aids	1	5,180	0.1

By objects	Obligations					
	Estimate, 1947		Estimate, 1946		Actual, 1945	
	Man- years	Total salary	Man- years	Total salary	Man- years	Total salary
<b>PERSONAL SERVICES, DEPARTMENTAL—con.</b>						
Professional service—Continued						
Grade 4. Range \$4,300 to \$5,180:						
Specialist in inter-American affairs					0.1	\$370
Grade 3. Range \$3,640 to \$4,300:						
Specialist in library materials			0.4	\$630		
Education specialist			0.2	475	0.8	2,475
Grade 2. Range \$2,980 to \$3,640:						
Specialist in library materials					0.8	2,155
Crafts, protective, and custodial service:						
Grade 3. Range \$1,572 to \$1,962			0.2	284	1	1,320
Grade 2. Range \$1,440 to \$1,770					0.5	596
Total permanent, departmental			16.2	47,190	10.4	26,086
Temporary employment, departmental			1.4	2,853	0.4	1,731
Part-time employment, departmental			0.5	864		
Overtime pay, departmental				1,361		4,854
<b>01 Personal services (net)</b>			<b>18.1</b>	<b>52,278</b>	<b>10.8</b>	<b>32,671</b>
<b>OTHER OBLIGATIONS</b>						
02 Travel				13,021		4,601
03 Transportation of things				545		2,168
04 Communication services				895		393
06 Printing and binding				150		669
07 Other contractual services:						
Duplicating				650		594
Repairs				100		34
Miscellaneous expenses				1,627		464
Audio visual aids				37,000		
08 Supplies and materials				1,100		\$,604
09 Equipment						16
11 Grants, subsidies, and contributions				22,966		1,598,934
<b>Total other obligations</b>				<b>78,054</b>		<b>1,611,477</b>
<b>Grand total obligations</b>				<b>130,332</b>		<b>1,644,148</b>
Received by transfer from—						
"Salaries and expenses, Office of Inter-American Affairs"						-55,063
"Salaries and expenses, Office of Defense Transportation"						-4,574
"Salaries and expenses, War Food Administration, Department of Agriculture"						-1,670,000
"Control of tuberculosis, Public Health Service"						-20,000
"Emergency health and sanitation activities, Public Health Service (national defense)"						-25,000
Prior year balance available in 1945						-17,923
1945 balance available in 1946				-146,169		+146,169
Estimated savings, unobligated balance				15,837		2,243
<b>Total estimate or appropriation</b>						
<b>BY PROJECTS OR FUNCTIONS</b>						
1. Audio visual aids				\$44,782		\$218
2. Food production war training courses				65,045		1,589,450
3. School transportation in wartime						8,619
4. Consultant service on the teaching of inter-American subjects				3,975		2,967
5. School service program				6,276		12,886
6. Inter-American education in schools and teachers colleges				8,464		18,877
7. Exhibits of materials				1,790		11,101
<b>Grand total obligations</b>				<b>130,332</b>		<b>1,644,148</b>
Adjustments (see objects schedule for detail)				-130,332		-1,644,148
<b>Total estimate or appropriation</b>						

Total, Office of Education, annual appropriations, general account:

Estimate 1947, \$18,335,200      Appropriated 1946, \$18,035,018

Permanent appropriations:

Colleges for Agriculture and the Mechanic Arts—

Permanent specific appropriation to pay each State and Territory for the more complete endowment and maintenance of colleges for the benefit of agriculture and the mechanic arts now established, or which may be hereafter established, in accordance with an Act of Congress approved July 2, 1862.

That there shall be, and hereby is, annually appropriated, out of any money in the Treasury, not otherwise appropriated, to be paid as hereinafter provided, to each State and Territory for the more complete endowment and maintenance of agricultural colleges now established, or which may hereafter be established, in accordance with the act of Congress approved July 2, 1862 (U. S. C., title 7, secs. 301-308), and the Act of Congress approved August 30, 1890 (U. S. C., title 7, secs. 321-328), the sum of \$5,000 in addition



to the sums named in the said Act, for the fiscal year ending June 30, 1908, and an annual increase of the amount of such appropriation thereafter for four years by an additional sum of \$5,000 over the preceding year, and the annual sum to be paid thereafter to each State and Territory shall be \$50,000, to be applied only for the purposes of the agricultural colleges, as defined and limited in the Act of Congress approved July 2, 1862, and the Act of Congress approved August 30, 1890.

That the sum hereby appropriated to the States and Territories for the further endowment and support of the colleges shall be paid by, to, and in the manner prescribed by the Act of Congress approved August 30, 1890, entitled "An Act to apply a portion of the proceeds of the public lands to the more complete endowment and support of the colleges for the benefit of agriculture and the mechanic arts established under the provisions of the Act of Congress approved July 2, 1862", and the expenditure of the said money shall be governed in all respects by the provisions of the said Act of Congress approved July 2, 1862, and the said Act of Congress approved August 30, 1890: *Provided*, That said colleges may use a portion of this money for providing courses for the special preparation of instructors for teaching the elements of agriculture and the mechanic arts.

Estimate 1947, **\$2,550,000**                      Appropriated 1946, **\$2,550,000**

11 Grants, subsidies, and contributions: Obligations—1947, \$2,550,000; 1946, \$2,550,000; 1945, \$2,550,000.

**Promotion of Vocational Education, Act Feb. 23, 1917, Office of Education—**

That there is hereby annually appropriated, out of any money in the Treasury not otherwise appropriated, the sums provided in sections 2, 3, and 4 of the Act entitled "An Act to provide for the promotion of vocational education, etc.", approved February 23,

1917 (20 U. S. C. 11-14), to be paid to the respective States for the purpose of cooperating with the States in paying the salaries of teachers, supervisors, and directors of agricultural subjects, and teachers of trade, home economics, and industrial subjects; and in the preparation of teachers of agricultural, trade, industrial and home economics subjects.

Estimate 1947, **\$7,000,000**                      Appropriated 1946, **\$7,000,000**

By objects	Obligations		
	Estimate, 1947	Estimate, 1946	Actual, 1945
11 Grants, subsidies, and contributions: Cooperative vocational education in agriculture.....	\$3,000,000	\$3,000,000	\$2,934,699
Cooperative vocational education in trades and industries.....	2,975,000	2,975,000	2,948,352
Cooperative vocational education, teachers, etc.....	1,025,000	1,025,000	1,028,629
Grand total obligations.....	7,000,000	7,000,000	6,911,680
Estimated savings, unobligated balance.....			88,320
Total estimate or appropriation.....	7,000,000	7,000,000	7,000,000

Total, Office of Education, special accounts:

Estimate 1947, **\$9,550,000**                      Appropriated 1946, **\$9,550,000**

Total, Office of Education, general and special accounts:

Estimate 1947, **\$27,885,200**                      Appropriated 1946, **\$27,585,018**

*Statement of proposed expenditures for purchase, maintenance, repair, and operation of passenger-carrying vehicles for the fiscal year ending June 30, 1947*

OFFICE OF EDUCATION

Appropriation	Vehicles (motor unless otherwise indicated) to be purchased		Old vehicles to be exchanged		Net cost of vehicles to be purchased	Old vehicles still to be used	Total maintenance, repair, and operation, all vehicles	Public purpose and users
	Number	Gross cost	Number	Allowance (estimated)				
Salaries and expenses, Office of Education.	1	\$1,050			\$1,050	1	\$500	Used to transport mail, packages, supplies, and personnel between buildings occupied by the Office of Education and the Federal Security Agency.

**PUBLIC HEALTH SERVICE**

**Expenses, Division of Venereal Diseases, Public Health Service—**

By objects	Obligations		
	Estimate, 1947	Estimate, 1946	Actual, 1945
Transferred to— "Control of venereal diseases, Public Health Service".....			+\$12,124,819
"Pay, etc., commissioned officers, Public Health Service".....			+169,500
"Salaries and miscellaneous expenses, Public Health Service".....			+44,681
Total estimate or appropriation.....			12,339,000

**Grants to States for Public Health Work, Social Security Act, Public Health Service—**

Transferred to "Assistance to States, general, Public Health Service": 1945, \$11,000,000

**Interstate Quarantine Service, Public Health Service—**

Transferred to "Control of communicable diseases, Public Health Service": 1945, \$31,531.

**Preventing the Spread of Epidemic Diseases, Public Health Service—**

Transferred to "Control of communicable diseases, Public Health Service": 1945, \$336,000.

**Emergency Health and Sanitation Activities, Public Health Service (National Defense)—**

By objects	Obligations		
	Estimate, 1947	Estimate, 1946	Actual, 1945
Transferred to— "Pay, etc., commissioned officers, Public Health Service".....			+\$77,563
"Emergency health and sanitation activities, Public Health Service (national defense) (transfer to Federal Works Agency, Public Buildings Administration)".....			+2,045
"Control of tuberculosis, Public Health Service".....			+180,350
"Assistance to States, general, Public Health Service".....			+89,557
"Development of health facilities, Public Health Service".....			+42,433
"Industrial hygiene, Public Health Service".....			+85,542
"Salaries and miscellaneous expenses, Public Health Service".....			+83,603
"Health and sanitation activities, war and defense areas, Public Health Service (national defense)".....			+3,720,721
"Control of malaria and diseases of tropical origin, Public Health Service (national defense)".....			+8,742,701
"Traveling expenses, Federal Security Agency (transfer to Public Health Service)".....			+111,650
"Printing and binding, Federal Security Agency (transfer to Public Health Service)".....			+2,500
Prior year balance available in 1945.....			-13,665
Total estimate or appropriation.....			13,125,000

**PUBLIC HEALTH SERVICE—Continued**

**Pay of Personnel and Maintenance of Hospitals, Public Health Service—**

By objects	Obligations		
	Estimate, 1947	Estimate, 1946	Actual, 1945
Transferred to—			
“Pay, etc., commissioned officers, Public Health Service”			+ \$407, 261
“Salaries and miscellaneous expenses, Public Health Service”			+46, 020
“Foreign quarantine service, Public Health Service”			+2, 000
“Printing and binding, Federal Security Agency (transfer to Public Health Service)”			+10, 000
“Pay of personnel and maintenance of hospitals, Public Health Service (transfer to Federal Works Agency, Public Buildings Administration)”			+55, 000
“Hospitals and medical care, Public Health Service”			+15, 669, 542
Total estimate or appropriation			16, 189, 823

**Expenses, Division of Mental Hygiene, Public Health Service—**

By objects	Obligations		
	Estimate, 1947	Estimate, 1946	Actual, 1945
Transferred to—			
“Pay, etc., commissioned officers, Public Health Service”			+ \$13, 644
“Hospitals and medical care, Public Health Service”			+1, 166, 356
Total estimate or appropriation			1, 180, 000

**Salaries and Expenses, National Institute of Health, Public Health Service—**

By objects	Obligations		
	Estimate, 1947	Estimate, 1946	Actual, 1945
Transferred to—			
“Pay, etc., commissioned officers, Public Health Service”			+ \$135, 932
“Salaries and miscellaneous expenses, Public Health Service”			+279, 900
“Industrial hygiene, Public Health Service”			+62, 560
“Operating expenses, National Institute of Health, Public Health Service”			+1, 795, 608
Total estimate or appropriation			2, 274, 000

**Expenses, States Relations Division, Public Health Service—**

By objects	Obligations		
	Estimate, 1947	Estimate, 1946	Actual, 1945
Transferred to—			
“Pay, etc., commissioned officers, Public Health Service”			+ \$132, 521
“Assistance to States, general, Public Health Service”			+176, 579
“Salaries and miscellaneous expenses, Public Health Service”			+29, 900
Total estimate or appropriation			339, 000

**Maintenance, National Cancer Institute, Public Health Service—**

Transferred to “Operating expenses, National Cancer Institute, Public Health Service”: 1945, \$561,000.

**Salaries, Office of Surgeon General, Public Health Service—**

Transferred to “Salaries and miscellaneous expenses, Public Health Service”: 1945, \$595,000.

**Miscellaneous and Contingent Expenses, Public Health Service—**

Transferred to “Salaries and miscellaneous expenses, Public Health Service”: 1945, \$210,000.

**Uniform Allowance, Regular and Reserve Commissioned Officers, Public Health Service—**

By objects	Obligations		
	Estimate, 1947	Estimate, 1946	Actual, 1945
01. Allowances for uniforms			\$293, 500
Prior year balance available in 1945			-300, 000
Estimated savings, unobligated balance			500
Total estimate or appropriation			

For necessary expenses in carrying out the functions of the Public Health Service in accordance with the Act of July 1, 1944 (Public Law 410) (hereinafter referred to as the Act), and other Acts, including (with the exception of the appropriation “Pay, and so forth, commissioned officers, Public Health Service”) personal services in the District of Columbia; maintenance, repair, and operation of passenger automobiles; purchase of reports, documents, and other material for publication and of reprints from State, city, and private publications; law-books, books of reference, and periodicals, for use at the seat of government and elsewhere; contract stenographic services without regard to section 3709 of the Revised Statutes or the civil-service or classification laws; preparation and display of posters and exhibits by contract or otherwise; packing, unpacking, crating, uncrating, drayage, and transportation of personal effects of commissioned officers and transportation of their dependents on change of station; increased allowances to reserve officers for foreign service; and transporting in Government-owned automotive equipment, to and from school, children of personnel who have quarters for themselves and their families at isolated stations; as follows: (42 U. S. C. ch. 6A; the foregoing citation applies to all appropriation items under the Service which are not based upon specific legislative authority either incorporated in the language of the item or cited immediately thereunder; Act of July 3, 1945, Public Law 124.)

**Control of Venereal Diseases, Public Health Service—**

Venereal diseases: To carry out the purposes of sections 314 (a) and 363 of the Act with respect to venereal diseases, including [the purchase of two passenger automobiles, \$11,949,000] the operation and maintenance of centers for the diagnosis, treatment, support, and clothing of persons afflicted with venereal diseases; transportation and subsistence of such persons and their attendants to and from the place of treatment or allowance in lieu thereof; diagnosis and treatment (including emergency treatment for other illnesses) of such persons through contracts with physicians and hospitals and other appropriate institutions without regard to section 3709 of the Revised Statutes; fees for case finding and referral to such centers of voluntary patients; reasonable expenses of preparing remains or burial of deceased patients; furnishing and laundering of uniforms and other distinctive wearing apparel necessary for employees in the performance of their official duties; recreational supplies and equipment; leasing of facilities and repair and alteration of leased facilities; and for grants of money, services, supplies, equipment, and use of facilities to States, as defined in the Act, and with the approval of the respective State health authorities, to counties, health districts, and other political subdivisions of the States, for the foregoing purposes, in such amounts and upon such terms and conditions as the Surgeon General may determine; \$16,628,000. (Act of July 3, 1945, Public Law 124.)

Estimate 1947, \$16,628,000      Appropriated 1946, \$11,949,000

By objects	Obligations					
	Estimate, 1947		Estimate, 1946		Actual, 1945	
	Man-years	Total salary	Man-years	Total salary	Man-years	Total salary
<b>PERSONAL SERVICES, DEPARTMENTAL</b>						
Clerical, administrative, and fiscal service:						
Grade 13. Range \$6,230 to \$7,070:						
Project director	1	\$6, 230				
Grade 12. Range \$5,180 to \$6,020:						
Operational officer	1	5, 180				
Patient referral officer	1	5, 180				
Planning and control officer	1	5, 180				
Project review officer	1	5, 180				
Grade 11. Range \$4,300 to \$5,180:						
Administrative analyst	1	4, 300	1	\$4, 300		
Fiscal officer	1	4, 300				
Material officer	1	4, 300				
Public health analyst	1	4, 300				
Grade 9. Range \$3,640 to \$4,300:						
Personnel methods analyst					1	\$3, 640
Grade 8. Range \$3,310 to \$3,970	1	3, 640	1	3, 640	1	3, 050
Grade 7. Range \$2,980 to \$3,640	3	9, 050	1	3, 090	1.4	3, 574
Grade 6. Range \$2,650 to \$3,310	2	5, 320	1	2, 650	0.8	1, 929



By objects	Obligations					
	Estimate, 1947		Estimate, 1946		Actual, 1945	
	Man-years	Total salary	Man-years	Total salary	Man-years	Total salary
<b>PERSONAL SERVICES, DEPARTMENTAL—con.</b>						
Clerical, administrative, and fiscal service—Continued						
Grade 5. Range \$2,320 to \$2,980	5	\$11,820	3.9	\$8,908	2.1	\$4,532
Grade 4. Range \$2,100 to \$2,496	16	24,458	12	25,728	11.5	20,475
Grade 3. Range \$1,902 to \$2,298	15	29,124	10.8	20,241	9.5	15,805
Grade 2. Range \$1,704 to \$2,100	17	29,430	11.9	20,419	9.5	13,511
Grade 1. Range \$1,506 to \$1,902					1.5	1,923
Professional service:						
Grade 7. Range \$7,175 to \$8,225:						
Chief, control aids section	1	7,175	1	7,175		
Grade 6. Range \$6,230 to \$7,070:						
Principal statistician					1	5,733
Grade 5. Range \$5,180 to \$6,020:						
Chief, education section	1	5,180	1	5,180	0.4	1,917
Grade 4. Range \$4,300 to \$5,180:						
Information officer	1	4,300	1	4,300	0.5	3,483
Project evaluation officer	1	4,300				
Statistician	2	9,200	1.6	7,452	1.2	4,751
Grade 3. Range \$3,640 to \$4,300:						
Informational specialist	1	3,860	1	3,860	1.2	3,848
Associate statistician	2	7,500	2	7,500	1.3	4,266
Grade 2. Range \$2,980 to \$3,640:						
Statistician	2	6,180	2	6,180	1.8	4,766
Grade 1. Range \$2,320 to \$2,980					1.3	2,615
Total permanent, departmental	80		52.2		47.3	
Part-time employment, departmental	0.8	218,587	0.8	130,623	0.2	99,478
Overtime pay, departmental		1,425		1,755		23,063
All personal services, departmental	80.8	220,012	53	133,803	47.5	122,719
<b>PERSONAL SERVICES, FIELD</b>						
Clerical, administrative, and fiscal service:						
Grade 12. Range \$5,180 to \$6,020:						
Senior public health representative	1	5,180			1.2	5,547
Grade 11. Range \$4,300 to \$5,180:						
Administrative analyst	3	13,340	3	13,193	1.3	4,855
Public health representative	18	81,580	11.8	53,483	5.3	20,305
Grade 10. Range \$3,970 to \$4,630:						
Administrative analyst	3	12,130	3	12,093	3.3	11,612
Grade 9. Range \$3,640 to \$4,300:						
Administrative analyst	2	7,500	2	7,481	0.5	1,599
Administrative assistant	9	5,510	1	3,757	1	3,278
Health information specialist	3	11,250	3	11,226	1.9	6,650
Public health representative	22	82,280	15	55,686	10	32,170
Grade 8. Range \$3,310 to \$3,970:						
Grade 7. Range \$2,980 to \$3,640:						
Grade 6. Range \$2,650 to \$3,310:						
Grade 5. Range \$2,320 to \$2,980:						
Grade 4. Range \$2,100 to \$2,496:						
Grade 3. Range \$1,902 to \$2,298:						
Grade 2. Range \$1,704 to \$2,100:						
Grade 1. Range \$1,506 to \$1,902:						
Professional service:						
Grade 8. Range \$8,750 to \$9,500:						
Consultant	1	9,012	1	9,012	1	8,186
Grade 5. Range \$5,180 to \$6,020:						
Chemist	1	5,390	1	5,390	1	4,600
Grade 4. Range \$4,300 to \$5,180:						
Bacteriologist	2	9,200	2	9,046	2	7,700
Chemist	3	13,750	3	13,545	3.1	11,625
Medical officer	3	13,340	3	13,340	2.3	8,866
Grade 3. Range \$3,640 to \$4,300:						
Associate bacteriologist	3	11,250	3	11,132	1.9	6,240
Associate chemist	1	3,750	1	3,695	0.7	2,337
Associate dental surgeon	1	3,750	1	3,750	0.3	928
Associate medical officer	1	3,750			1	3,200
Attending specialist	1	3,750	1	3,750	1	3,200
Information specialist	1	3,750	1	3,750	1	3,200
Grade 2. Range \$2,980 to \$3,640:						
Grade 1. Range \$2,320 to \$2,980:						
Subprofessional service:						
Grade 8. Range \$2,980 to \$3,640:						
Grade 7. Range \$2,650 to \$3,310:						
Grade 6. Range \$2,320 to \$2,980:						
Grade 5. Range \$2,100 to \$2,496:						
Grade 4. Range \$1,902 to \$2,298:						
Grade 3. Range \$1,704 to \$2,100:						
Grade 2. Range \$1,572 to \$1,968:						
Crafts, protective, and custodial service:						
Grade 10. Range \$2,650 to \$3,640:						
Grade 9. Range \$2,650 to \$3,310:						
Grade 8. Range \$2,540 to \$3,300:						
Grade 7. Range \$2,364 to \$2,870:						
Grade 6. Range \$2,160 to \$2,362:						
Grade 5. Range \$1,968 to \$2,364:						
Grade 4. Range \$1,770 to \$2,160:						
Grade 3. Range \$1,572 to \$1,968:						
Grade 2. Range \$1,440 to \$1,770:						
Grade 1. Range \$864 to \$1,152:						
Commissioned officers (reserve, active duty):						
Medical director	1	6,151				
Senior surgeon	2	11,588	2	11,588	2.3	13,316
Surgeon	30		22		23.6	
Sanitarian	150	851	111	392	118	729
Nurse officer	2	10,052	1	5,026	0.7	3,768
Senior assistant surgeon	1	5,026	1	5,026		
Senior assistant sanitarian	62	247,040	26	104,260	30.4	121,128
Senior assistant nurse officer	6	23,846	5.2	20,750	9.9	39,838
Assistant surgeon	3	10,066	2	7,111	1.2	4,056
Assistant sanitarian	18	60,884	7	23,443	7.1	24,220
Assistant nurse officer	3	10,323	2.8	9,550	6	20,493

By objects	Obligations					
	Estimate, 1947		Estimate, 1946		Actual, 1945	
	Man-years	Total salary	Man-years	Total salary	Man-years	Total salary
<b>PERSONAL SERVICES, FIELD—continued</b>						
Commissioned officers (reserve, active duty)—Continued						
Assistant nurse officer	15	\$45,067	1	\$2,975	0.5	\$1,457
Junior assistant sanitarian			0.4	1,026	0.9	2,140
Junior assistant nurse officer	5	12,976				
Unclassified	177.1		340.1		311	
		369,133		850,394		704,766
Total permanent, field	1,153.1		687.9		670.4	
Temporary employment, field	2,534.615		1,863,238		1,628,176	
Part-time employment, field	4	5,957				
\$1-per-year employment, field	9	24,788	9	24,788	11	26,886
Overtime pay, field	45	48	45	48	45	48
				15,301		130,877
All personal services, field	1,214.1		744.9		729.4	
	2,865,408		1,903,375		1,785,987	
Total, departmental and field	1,294.9		797.9		776.9	
Deduct quarters and subsistence furnished	3,055,905		2,037,178		1,908,706	
						31,515
01 Personal services (net)	1,294.9		797.9		776.9	
	3,053,905		2,037,178		1,908,706	
<b>OTHER OBLIGATIONS</b>						
03 Transportation of things		64,500		34,500		38,120
04 Communication services		23,600		8,600		9,702
05 Rents and utility services		86,067		40,947		34,891
07 Other contractual services		118,328		19,200		17,536
08 Supplies and materials		947,415		635,643		407,214
09 Equipment		21,553		15,000		26,876
11 Grants, subsidies, and contributions		12,312,632		8,756,876		9,482,196
Total other obligations		13,574,095		9,510,766		10,016,535
Grand total obligations		16,628,000		11,547,944		11,925,241
Transferred to—						
"Pay, etc., commissioned officers, Public Health Service"				+30,699		+30,699
"Salaries and miscellaneous expenses, Public Health Service"				+14,357		+4,471
"Control of venereal diseases, Public Health Service (national defense)"				+356,000		+356,000
Received by transfer from "Expenses, division of venereal diseases, Public Health Service"						-12,124,819
Prior year balance available in 1945						-573,917
Estimated savings, unobligated balance						382,325
Total estimate or appropriation		16,628,000		11,949,000		
<b>BY PROJECTS OR FUNCTIONS</b>						
1. Administration		\$246,474		\$73,048		\$44,086
2. Educational activities		56,165		56,165		46,847
3. Field demonstrations		126,309		126,309		151,778
4. Laboratory research		249,656		202,989		200,487
5. Postgraduate training		19,142		19,142		19,700
6. Research and control aids		1,154,012		1,586,781		1,191,302
7. Venereal disease medical center, Hot Springs, Ark.		228,822		231,313		187,697
8. Cooperation with States		401,265		478,265		447,268
9. Rapid treatment centers, direct project operation		1,833,523				
10. Grants		12,312,632		8,756,876		9,482,196
11. Overtime pay				17,056		153,880
Grand total obligations		16,628,000		11,547,944		11,925,241
Adjustments (see objects schedule for detail)				+401,056		-11,925,241
Total estimate or appropriation		16,628,000		11,949,000		
<b>Control of Venereal Diseases, Public Health Service (National Defense)—</b>						
[Venereal diseases (national defense): For the operation and maintenance of centers for the diagnosis, treatment, support, and clothing of persons afflicted with venereal diseases, including travel; printing and binding; transportation and subsistence of such persons and their attendants to and from the place of treatment or allowance in lieu thereof; diagnosis and treatment (including emergency treatment for other illnesses) of such persons through contracts with physicians and hospitals and other appropriate institutions without regard to section 3709 of the Revised Statutes; fees for case finding and referral to such centers of voluntary patients; reasonable expenses of preparing remains or burial of deceased patients; furnishing and laundering of uniforms and other distinctive wearing apparel necessary for employees in the performance of their official duties; recreational supplies and equipment; leasing of facilities and repair and alteration of Government-owned or leased facilities without regard to section 3709 of the Revised Statutes and section 322 of the Act of June 30, 1932, as amended (40 U. S. C. 278a); purchase of twenty passenger automobiles; and						

**PUBLIC HEALTH SERVICE—Continued**

**Control of Venereal Diseases, Public Health Service (National Defense)—Continued**

for grants of money, services, supplies, equipment, and use of facilities to States, as defined in the Act, and with the approval of the respective State health authorities, to counties, health districts, and other political subdivisions of the States, for the foregoing purposes, in such amounts and upon such terms and conditions as the Surgeon General may determine; \$4,644,000: *Provided*, That the Administrator of the Federal Works Agency shall, without transfer of funds by the Federal Security Agency, transfer to the Federal Security Agency all records, equipment, furnishings, and supplies under the jurisdiction of the Federal Works Agency which have been used primarily in the treatment of venereal diseases: *Provided further*, That funds may be transferred with the approval of the Bureau of the Budget to this appropriation from the appropriation "Control of venereal diseases, Public Health Service", in an amount not exceeding \$356,000, and shall be consolidated with this appropriation and the whole administered and accounted for as one fund. (Act of July 3, 1945, Public Law 124; Act of Dec. 28, 1945, Public Law 269.)

**Appropriated 1946. \* \$5,291,000**

\* Includes \$647,000 appropriated in the First Deficiency Appropriation Act, 1946.

By objects	Obligations					
	Estimate, 1947		Estimate, 1946		Actual, 1945	
	Man-years	Total salary	Man-years	Total salary	Man-years	Total salary
<b>PERSONAL SERVICES, DEPARTMENTAL</b>						
Clerical, administrative, and fiscal service:						
Grade 13. Range \$6,230 to \$7,070:						
Project director.....			1	\$6,230		
Grade 12. Range \$5,180 to \$6,020:						
Operational officer.....			1	5,180	0.6	\$2,831
Patient referral officer.....			0.7	3,885		
Planning and control officer.....			0.9	4,748		
Project review officer.....			1	5,180	0.9	3,833
Grade 11. Range \$4,300 to \$5,180:						
Fiscal officer.....			0.8	3,225		
Matériel officer.....			1	4,300		
Public health analyst.....			1	4,300	1	3,818
Grade 9. Range \$3,640 to \$4,300:						
Personnel officer.....			0.7	2,730		
Grade 7. Range \$2,980 to \$3,640:			1.5	4,470		
Grade 6. Range \$2,650 to \$3,310:			1	2,650	0.7	1,725
Grade 5. Range \$2,320 to \$2,980:			0.8	1,836	1.3	2,372
Grade 4. Range \$2,100 to \$2,496:			3.8	8,108	3.7	6,060
Grade 3. Range \$1,902 to \$2,298:			4	7,608	3.4	4,908
Grade 2. Range \$1,704 to \$2,100:			4.8	8,236		
Professional service:						
Grade 4. Range \$4,300 to \$5,180:						
Project evaluation officer.....			0.8	3,225		
Total permanent, departmental.....			24.8	75,911	11.6	25,547
Overtime pay, departmental.....				575		5,518
All personal services, departmental.....			24.8	76,486	11.6	31,065
<b>PERSONAL SERVICES, FIELD</b>						
Clerical, administrative, and fiscal service:						
Grade 12. Range \$5,180 to \$6,020:						
Public health representative.....			0.6	3,108	0.4	1,725
Grade 11. Range \$4,300 to \$5,180:						
Public health representative.....			1	4,520	1.2	4,591
Grade 9. Range \$3,640 to \$4,300:						
Administrative assistant.....			7.6	29,415		
Public health representative.....			2.4	8,736	9.7	32,557
Grade 8. Range \$3,310 to \$3,970:			4	13,240	4	10,732
Grade 7. Range \$2,980 to \$3,640:			3	9,213	3.6	9,602
Grade 6. Range \$2,650 to \$3,310:			1	2,677	1.2	2,874
Grade 5. Range \$2,320 to \$2,980:			34	79,362	42.4	85,834
Grade 4. Range \$2,100 to \$2,496:			14	29,721	12.7	22,464
Grade 3. Range \$1,902 to \$2,298:			42	81,657	37	59,801
Grade 2. Range \$1,704 to \$2,100:			40	69,294	30.7	45,274
Grade 1. Range \$1,506 to \$1,902:			6	10,658	4.3	5,774
Professional service:						
Grade 4. Range \$4,300 to \$5,180:						
Medical officer.....					0.7	2,507
Grade 3. Range \$3,640 to \$4,300:						
Medical officer.....			1	3,722	1.9	6,320
Grade 2. Range \$2,980 to \$3,640:			2	6,097	6.1	16,329
Grade 1. Range \$2,320 to \$2,980:			4	10,256	5.4	11,225
Subprofessional service:						
Grade 8. Range \$2,980 to \$3,640:			1	2,980	4.3	11,360
Grade 7. Range \$2,650 to \$3,310:			7	19,067	15.2	34,779
Grade 6. Range \$2,320 to \$2,980:			33	78,570	35.6	76,577
Grade 5. Range \$2,100 to \$2,496:			103	220,446	86.9	159,235
Grade 4. Range \$1,902 to \$2,298:			1	1,930	2	3,062
Grade 3. Range \$1,704 to \$2,100:			8	13,717	3.8	6,101
Grade 2. Range \$1,572 to \$1,968:			14	22,159	10.7	13,968
Crafts, protective, and custodial service:						
Grade 10. Range \$2,980 to \$3,640:			2	6,180	2	5,216
Grade 9. Range \$2,650 to \$3,310:			1	2,650	1.5	3,863
Grade 8. Range \$2,320 to \$2,980:			3	7,808	2	4,394
Grade 7. Range \$2,100 to \$2,496:			9	21,701	10.3	21,742
Grade 6. Range \$1,902 to \$2,298:			17	37,758	34.5	59,054
Grade 5. Range \$1,968 to \$2,364:			11	22,183	14.4	22,452
Grade 4. Range \$1,770 to \$2,166:			76	137,595	60.2	134,270
Grade 3. Range \$1,572 to \$1,968:			41	65,759	36.8	50,607
Grade 2. Range \$1,440 to \$1,770:			71	104,783	76.5	88,660

By objects	Obligations					
	Estimate, 1947		Estimate, 1946		Actual, 1945	
	Man-years	Total salary	Man-years	Total salary	Man-years	Total salary
<b>PERSONAL SERVICES, FIELD—continued</b>						
Commissioned officers (reserve, active duty):						
Medical director.....			1	\$6,151	1	\$6,151
Surgeon.....			14	67,474	10.8	54,109
Sanitarian.....			1	5,026	1	5,026
Senior assistant surgeon.....			33	131,552	31.4	127,546
Senior assistant sanitarian.....			1.2	4,789	3.8	15,141
Senior assistant nurse officer.....			1	3,555		
Assistant surgeon.....			14	47,754	13	44,675
Assistant sanitarian.....			0.8	2,726	4.4	15,485
Assistant nurse officer.....			14	42,092	6.5	19,332
Junior assistant nurse officer.....			5	12,976	0.7	1,701
Unclassified.....			10	23,000	10	23,000
Total permanent, field.....			655.6		670.6	
Temporary employment, field.....				1,474,057		1,325,115
Overtime pay, field.....			4	5,957	4	5,957
				35,822		221,272
All personal services, field.....			659.6		674.6	
				1,515,836		1,552,344
Total, departmental and field.....			684.4		686.2	
				1,592,322		1,583,409
Deduct quarters and subsistence furnished.....				31,515		25,538
01 Personal services (net).....			684.4		686.2	
				1,560,807		1,557,871
<b>OTHER OBLIGATIONS</b>						
02 Travel.....				82,000		
03 Transportation of things.....				28,000		17,169
04 Communication services.....				15,500		15,592
05 Rents and utility services.....				48,120		49,946
06 Printing and binding.....				15,000		
07 Other contractual services.....				102,128		200,233
08 Supplies and materials.....				531,532		511,719
09 Equipment.....				14,490		387,090
11 Grants, subsidies, and contributions.....				3,249,423		
Total other obligations.....				4,056,193		1,181,749
Grand total obligations.....				5,647,000		2,739,620
Received by transfer from—						
"Community facilities, defense public works, Office of Administrator, Federal Works Agency (transfer to Federal Security Agency, Public Health Service)".....				-44,000		-1,561,962
"Control of venereal diseases, Public Health Service".....				-356,000		-356,000
Prior year balance available in 1945.....						-965,943
1946 appropriation obligated in 1945.....				+44,000		-44,000
Estimated savings, unobligated balance.....						188,285
Total estimate or appropriation.....				5,291,000		

**Control of Tuberculosis, Public Health Service—**

Tuberculosis: To carry out the purposes of section 314 (b) of the Act, **[\$6,047,000] \$7,994,000.** (Act of July 3, 1945, Public Law 124.)

**Estimate 1947, \* \$7,994,000**

**Appropriated 1946, \$6,047,000**

\* Excludes \$3,411 transferred to "Pay, etc., commissioned officers, Public Health Service" and \$10,423 transferred to "Salaries and miscellaneous expenses, Public Health Service." For comparative purposes the amounts provided for 1945 and 1946 are shown in the schedule as transfers.

By objects	Obligations					
	Estimate, 1947		Estimate, 1946		Actual, 1945	
	Man-years	Total salary	Man-years	Total salary	Man-years	Total salary
<b>PERSONAL SERVICES, DEPARTMENTAL</b>						
Clerical, administrative, and fiscal:						
Grade 11. Range \$4,300 to \$5,180:						
Cost analyst.....			1	\$4,630	1	\$4,630
Grade 9. Range \$3,640 to \$4,300:						
Administrative assistant.....			1	3,860	1	3,860
Personnel assistant.....					0.2	\$825
Methods analyst.....			1	3,640	0.5	1,625
Grade 6. Range \$2,650 to \$3,310:			3	7,950	1.7	4,505
Grade 5. Range \$2,320 to \$2,980:			12	28,390	10.1	23,566
Grade 4. Range \$2,100 to \$2,496:			22	47,168	16.8	36,233
Grade 3. Range \$1,902 to \$2,298:			37	72,178	26.6	52,268
Grade 2. Range \$1,704 to \$2,100:			6	10,224	3.3	5,648
Professional service:						
Grade 6. Range \$6,230 to \$7,070:						
Statistician.....			2	12,880	1.9	11,512
Grade 5. Range \$5,180 to \$6,020:						
Statistician.....					0.2	1,158
Physicist.....			1	5,180		
Biochemist.....			1	5,180	0.1	345
Grade 4. Range \$4,300 to \$5,180:						
Statistician.....			3	13,450	2	9,122
Social science analyst.....			1	4,520	0.4	1,583
Medical social worker.....			2	8,600	1	4,019
Rehabilitation specialist.....			1	4,300		
Physicist.....			1	4,300		

By objects	Obligations					
	Estimate, 1947		Estimate, 1946		Actual, 1945	
<b>PERSONAL SERVICES, DEPARTMENTAL—con.</b>						
Professional service—Continued						
Grade 3. Range \$3,640 to \$4,300:						
Medical analyst.....	3	\$11,140	3	\$11,140	2 4	\$7,858
Hematologist.....	1	3,750	1	3,750	0 2	791
Statistician.....	3 5	12,740	2 1	7,644	0 1	67
Biometrician.....	1	3,640	0 8	2,912		
Physicist.....	3	10,920	0 6	2,184	0 1	9
Grade 2. Range \$2,980 to \$3,640.....	7	27,300	4 8	14,561	1 9	5,666
Grade 1. Range \$2,320 to \$2,980.....	7	16,680	5 6	13,432	0 8	1,952
Subprofessional service:						
Grade 8. Range \$2,980 to \$3,640.....	2	6,070	2	6,070	2	5,293
Grade 6. Range \$2,320 to \$2,980.....	3	8,170	3	8,170	1 1	2,325
Grade 4. Range \$1,902 to \$2,298.....	2	3,504				
Crafts, protective, and custodial service:						
Grade 3. Range \$1,572 to \$1,902.....	2	3,408	2	3,408	1 4	1,967
Grade 2. Range \$1,440 to \$1,770.....					0 3	432
Total permanent, departmental.....	129 5	338,072	92 5	239,492	38 2	88,349
Temporary employment, departmental.....	1	1,704	1	1,704	0 1	174
Overtime pay, departmental.....				5,976		19,120
All personal services, departmental.....	130 5	339,776	93 5	247,172	38 3	107,643
<b>PERSONAL SERVICES, FIELD</b>						
Clerical, administrative, and fiscal service:						
Grade 9. Range \$3,640 to \$4,300:						
Analyst.....	9	32,760				
Grade 8. Range \$3,310 to \$3,970.....	3	9,930			0 8	2,483
Grade 7. Range \$2,980 to \$3,640.....	4	11,920				
Grade 5. Range \$2,320 to \$2,980.....	21	49,490	15	33,269	0 3	705
Grade 4. Range \$2,100 to \$2,496.....	1	2,166	1	2,166		
Grade 3. Range \$1,902 to \$2,298.....	29	55,642	13 2	25,373	1 4	2,593
Grade 2. Range \$1,704 to \$2,100.....	5	8,586	4 6	7,902	0 3	468
Professional service:						
Grade 5. Range \$3,180 to \$6,020:						
Mycologist.....	1	5,180	1	5,180		
Grade 4. Range \$4,300 to \$5,180:						
Psychometrician.....	1	4,410	1	4,318	0 1	633
Public health nursing consultant.....					0 4	1,908
Grade 3. Range \$3,640 to \$4,300:						
Public health nursing consultant.....	5	18,530	4 6	16,964	1 5	5,904
Grade 2. Range \$2,980 to \$3,640.....	5	15,470	5	15,189	2 2	5,751
Grade 1. Range \$2,320 to \$2,980.....	6	14,030	3 6	8,392	1 9	3,821
Subprofessional service:						
Grade 8. Range \$2,980 to \$3,640.....	2	5,960	0 5	2,384		
Grade 7. Range \$2,650 to \$3,310.....	2	5,300				
Grade 6. Range \$2,320 to \$2,980.....	24	56,340	14 6	33,982	4 7	9,441
Grade 5. Range \$2,100 to \$2,496.....	3	6,300	1 6	3,360		
Grade 4. Range \$1,902 to \$2,298.....	20	38,634	13 3	25,328	6	10,460
Grade 3. Range \$1,704 to \$2,100.....	2	3,408	1 6	2,726	1 7	2,573
Grade 2. Range \$1,572 to \$1,968.....	1	1,572	1	1,572		
Crafts, protective, and custodial service:						
Grade 3. Range \$1,572 to \$1,902.....	1	1,572	1	1,572		
Commissioned officers (reserve, active duty):						
Surgeon.....	8	40,125	8 2	40,904	7 4	38,978
Nurse officer.....	1	4,336	1	4,336	0 4	2,055
Senior assistant sanitarian.....	2	9,018				
Senior assistant surgeon.....	10	39,040	9 5	36,979	8 4	34,093
Senior assistant nurse officer.....	8	28,448	7	24,892	1 6	6,579
Assistant surgeon.....	5	17,000	5 8	19,449	3 6	12,463
Assistant sanitarian.....	3	9,833	2 1	6,822	1 1	3,660
Assistant nurse officer.....	10	29,760	9 6	28,570	4 6	13,732
Junior nurse officer.....	2	5,192	2	4,832	0 5	1,345
Junior assistant sanitarian.....	1	3,031	1	3,031	0 2	1,101
Total permanent, field.....	195	532,983	129 1	361,432	49 4	161,046
W. A. E. employment, field.....	40	4,200	40	4,200		
Overtime pay, field.....				4,872		10,096
All personal services, field.....	235	537,183	169 1	370,504	49 4	171,142
<b>01 Personal services (net).....</b>	<b>365 5</b>	<b>876,959</b>	<b>262 6</b>	<b>617,676</b>	<b>87 7</b>	<b>278,785</b>
<b>OTHER OBLIGATIONS</b>						
03 Transportation of things.....		10,000		10,000		24,189
04 Communication services.....		3,500		3,500		1,867
05 Rents and utility services.....		8,000		6,000		809
07 Other contractual services.....		15,000		10,200		4,513
08 Supplies and materials.....		104,941		80,680		90,785
09 Equipment.....		92,000		103,100		315,012
11 Grants, subsidies, and contributions.....		6,880,000		5,200,000		1,370,114
Total other obligations.....		7,114,041		5,413,490		1,807,289
Grand total obligations.....		7,991,000		6,031,166		2,086,074
Transferred to—						
"Pay, etc., commissioned officers, Public Health Service".....				+3,411		+92,443
"Salaries and miscellaneous expenses, Public Health Service".....				+10,423		+8,584
"Miscellaneous expenses, Office of Administrator, Federal Security Agency".....		+3,000		+2,000		+300
Received by transfer from "Emergency health and sanitation activities, Public Health Service (national defense)".....						-180,350
Net total obligations.....		7,994,000		6,047,000		2,007,051
Estimated savings, unobligated balance.....						160,949
Total estimate or appropriation.....		7,994,000		6,047,000		2,168,000

By projects or functions	Obligations		
	Estimate, 1947	Estimate, 1946	Actual, 1945
1. Administration.....	\$131,537	\$94,916	\$56,124
2. State aid section.....	629,052	442,761	443,433
3. Field studies section.....	246,000	204,202	163,316
4. Radiology section.....	107,411	78,439	83,871
5. Grants.....	6,880,000	5,200,000	1,370,114
6. Overtime pay.....		10,848	29,216
Grand total obligations.....	7,991,000	6,031,166	2,086,074
Adjustments (see objects schedule for detail).....	+3,000	+15,834	+81,926
Total estimate or appropriation.....	7,994,000	6,047,000	2,168,000

**Assistance to States, General, Public Health Service—**  
 Assistance to States, general: To carry out the purposes of section 314 (c) of the Act [ \$11,467,000 ]: to provide consultative services to States pursuant to section 311 of the Act; and to make field investigations and demonstrations in industrial hygiene pursuant to section 301 of the Act, including the purchase of fourteen passenger automobiles; \$19,420,000. (Act of July 3, 1945, Public Law 124.)

Estimate 1947, \*\$19,420,000      Appropriated 1946, \$11,467,000

\* Includes \$145,288 transferred from "Industrial hygiene, Public Health Service." For comparative purposes the amounts available for 1945 and 1946 are shown in the schedule as transfers.

By objects	Obligations					
	Estimate, 1947		Estimate, 1946		Actual, 1945	
<b>PERSONAL SERVICES, DEPARTMENTAL</b>						
Clerical, administrative, and fiscal service:						
Grade 12. Range \$5,180 to \$6,020:						
Administrative analyst.....	1	\$5,180	1	\$5,180	1	\$4,600
Administrative officer.....	1	5,180	1	5,180	1	4,600
Grade 11. Range \$4,300 to \$5,180:						
Administrative analyst.....	4	17,200	1	4,300		
Budget officer.....	1	4,300				
Grade 9. Range \$3,640 to \$4,300:						
Administrative analyst.....	1	3,640	2	7,720	2	6,600
Budget officer.....	1	3,640				
Information specialist.....	1	3,640	1	3,640	0 3	960
Personnel methods analyst.....	1	3,750	1	3,750	1 4	4,620
Graphic arts specialist.....	1	3,640				
Grade 8. Range \$3,310 to \$3,970.....	3	9,930	1	3,420	1	3,000
Grade 7. Range \$2,980 to \$3,640.....	7	21,080	3 8	11,544	1	2,700
Grade 6. Range \$2,650 to \$3,310.....	2	5,420	2	5,420	1 1	2,530
Grade 5. Range \$2,320 to \$2,980.....	12	27,940	7	12,030	1 8	3,667
Grade 4. Range \$2,100 to \$2,496.....	24	53,271	16 3	35,905	12 7	22,790
Grade 3. Range \$1,902 to \$2,298.....	30	58,606	11 6	23,017	10 4	16,951
Grade 2. Range \$1,704 to \$2,100.....	6	10,224	3 8	6,475	2	2,880
Professional service:						
Grade 6. Range \$6,230 to \$7,070:						
Toxicologist.....	1	7,070	1	7,070	0 2	1,066
Statistician.....	1	6,230	1	6,230	1	5,600
Chemist.....	1	6,230	1	6,230		
Grade 5. Range \$5,180 to \$6,020:						
Statistician.....	2	10,360	1	5,180	2	9,300
Public health nursing consultant.....					0 3	1,350
Grade 4. Range \$4,300 to \$5,180:						
Chemist.....	1	4,300	1	4,300	0 6	2,533
Public health nursing consultant.....					0 4	1,520
Statistician.....	7	30,100	1	4,520	1	3,800
Grade 3. Range \$3,640 to \$4,300:						
Public health analyst.....	1	3,640				
Chemist.....	1	3,750	2	7,500	0 8	2,475
Statistician.....	2	7,500	2 8	10,412	2	6,400
Health education specialist.....	1	3,640				
Grade 2. Range \$2,980 to \$3,640.....	8	23,950	1 8	5,364	1 9	5,058
Grade 1. Range \$2,320 to \$2,980.....	2	4,640				
Subprofessional service:						
Grade 8. Range \$2,980 to \$3,640.....	0 9	2,682				
Crafts, protective, and custodial service:						
Grade 3. Range \$1,572 to \$1,902.....	1	1,704				
Commissioned officers (reserve, active duty):						
Senior surgeon.....	1	5,707				
Senior sanitarian.....	1	5,707	1	5,707		
Surgeon.....			1	5,027		
Senior assistant nurse officer.....	1	3,555	0 8	2,855		
Senior assistant nutritionist.....	1	3,991	0 8	3,192		
Senior assistant biochemist.....	1	3,991	0 8	3,193		
Senior assistant surgeon.....	1	3,991				
Total permanent, departmental.....	129 9	373,959	69 5	204,391	45 9	115,030
Overtime pay, departmental.....				3,611		23,216
All personal services, departmental.....	129 9	373,959	69 5	208,002	45 9	138,246
<b>PERSONAL SERVICES, FIELD</b>						
Clerical, administrative, and fiscal service:						
Grade 12. Range \$5,180 to \$6,020:						
Photographer.....	1	5,180	0 8	4,144		
Grade 11. Range \$4,300 to \$5,180:						
Administrative analyst.....					1	3,800

PUBLIC HEALTH SERVICE—Continued

Assistance to States, General, Public Health Service—Continued

By objects	Obligations					
	Estimate, 1947		Estimate, 1946		Actual, 1945	
	Man-years	Total salary	Man-years	Total salary	Man-years	Total salary
<b>PERSONAL SERVICES, FIELD—continued</b>						
Clerical, administrative, and fiscal service—Continued						
Grade 10. Range \$3,970 to \$4,630:						
Administrative analyst					0.1	\$315
Grade 9. Range \$3,640 to \$4,300:						
Photographer	2	\$7,280	1.6	\$5,824		
Record analyst	1	3,640	0.8	2,912		
Grade 8. Range \$3,310 to \$3,970						
	1	3,420	1	3,420		3,000
Grade 7. Range \$2,980 to \$3,640						
	5	15,560	5	15,560	5	13,000
Grade 6. Range \$2,650 to \$3,310						
	3	8,170	2.8	7,268	1.8	4,488
Grade 5. Range \$2,320 to \$2,980						
	10	23,420	7	16,460	7.4	14,850
Grade 4. Range \$2,100 to \$2,496						
	12	25,750	9	19,230	11.3	18,710
Grade 3. Range \$1,902 to \$2,298						
	38.2	72,722	10.4	12,290	8.9	14,452
Grade 2. Range \$1,704 to \$2,100						
	14.5	24,808	5.8	10,082	1.4	2,067
Professional service:						
Grade 6. Range \$6,230 to \$7,070:						
Toxicologist					0.2	1,173
Grade 5. Range \$5,180 to \$6,020:						
Nutritionist	1	5,180				
Acting assistant surgeon	1	5,390	1	5,180	1	4,800
Milk specialist	1	5,390	1	5,390		
Bacteriologist	2	10,588				
Physicist	1	5,180				
Grade 4. Range \$4,300 to \$5,180:						
Public health nursing consultant					4.1	15,876
Associate sanitarian					1	3,200
Milk specialist	1	4,520				
Design engineer	1	4,300				
Statistician	2	8,600				
Public health educator	2	8,600	0.8	3,440		
Nutritionist	1	4,300				
Chemist	1	4,300	1	4,300	1	3,860
Grade 3. Range \$3,640 to \$4,300:						
Milk specialist	2	7,220				
Sanitarian	2	7,220	1	3,750		
Bacteriologist	1	4,080				
Chemist	2	7,280			1.4	5,300
Toxicologist	1	3,640				
Health education specialist	1	3,640				
Statistician	1	3,640				
Grade 2. Range \$2,980 to \$3,640						
	6.9	20,783			0.3	650
Grade 1. Range \$2,320 to \$2,980						
	6	13,920	2	2,320	0.8	1,700
Subprofessional service:						
Grade 8. Range \$2,980 to \$3,640						
	3	8,940				
Grade 6. Range \$2,320 to \$2,980						
	3	6,960				
Grade 5. Range \$2,100 to \$2,496						
	1	2,100				
Grade 4. Range \$1,902 to \$2,298						
	13.9	24,726	1	1,902		
Grade 3. Range \$1,704 to \$2,100						
	4	6,816				
Grade 2. Range \$1,572 to \$1,968						
	3	4,716				
Crafts, protective, and custodial service:						
Grade 6. Range \$2,166 to \$2,562						
	1	2,166				
Grade 5. Range \$1,968 to \$2,364						
	4	6,816				
Grade 4. Range \$1,770 to \$2,166						
	3	5,310				
Grade 2. Range \$1,440 to \$1,770						
	2.1	3,300				
Commissioned officers (reserve, active duty):						
Senior surgeon	1	5,881				
Senior sanitary engineer	1	5,882	1	5,882	1	5,208
Surgeon	14.4	73,436	3	15,680	0.9	4,807
Sanitary engineer	6	31,056	1	5,026	3	15,228
Sanitarian	4	20,405			1	5,177
Dental surgeon	4	18,484	1	5,476	1.7	9,310
Nurse officer	7	26,702	5	18,032	3	14,278
Senior assistant dental surgeon	3	11,973	2.8	11,174		
Senior assistant nurse officer	3	10,665	1	3,555	0.6	2,028
Senior assistant engineer	5	20,464	4.7	18,997	3.8	15,149
Senior assistant sanitarian	11	43,824	5	19,694	2	8,050
Senior assistant surgeon	3.9	15,565			1.5	5,877
Senior dental surgeon	1	6,031	1	5,881	1	5,881
Engineer	1	5,177				
Industrial hygiene engineer	1	5,326				
Senior assistant engineer			1	4,111	1	4,111
Senior assistant sanitary engineer	8	31,928	1	3,991		
Senior assistant chemist	1	3,991				
Assistant engineer					1.2	4,293
Assistant biochemist	6	20,520	3.2	10,915		
Assistant sanitarian	3	9,362	1	3,411	1	3,450
Assistant surgeon	6	20,520	3.2	10,915		
Junior assistant nurse	7	18,168	3.2	8,303		
Junior assistant nutritionist	12	31,140	4	10,382		
Unclassified			10.3	17,840		
Total permanent, field	271.9	837,071	104.4	302,705	70.4	214,088
Temporary employment, field	0.5	3,000				
Overtime pay, field				2,251		23,012
All personal services, field	272.4	840,071	104.4	304,956	70.4	237,100
01 Personal services (net)	402.3	1,214,030	173.9	512,958	116.3	375,346
<b>OTHER OBLIGATIONS</b>						
03 Transportation of things		1,400		420		406
04 Communication services		4,300		2,125		1,264
05 Rents and utility services		33,120		20,440		14,381
07 Other contractual services		24,800		1,553		571
08 Supplies and materials		92,640		35,368		2,626
09 Equipment		49,710		34,424		1,560
11 Grants, subsidies, and contributions		18,000,000		11,000,000		10,913,490
Total other obligations		18,205,970		11,099,330		10,934,298
Grand total obligations		19,420,000		11,612,288		11,309,644

By objects	Obligations		
	Estimate, 1947	Estimate, 1946	Actual, 1945
Received by transfer from—			
Industrial hygiene, Public Health Service		-\$145,288	-\$148,102
Grants to States for public health work, Social Security Act, Public Health Service			-11,000,000
Expenses, States relations division, Public Health Service			-176,579
Emergency health and sanitation activities, Public Health Service (national defense)			-89,557
Prior year balance available in 1945			-614,380
Estimated savings, unobligated balance			718,974
Total estimate or appropriation	\$19,420,000	11,467,000	
<b>BY PROJECTS OR FUNCTIONS</b>			
1. Grants	\$18,000,000	\$11,000,000	\$10,913,490
2. Consultative services	498,522	134,491	139,264
3. Demonstrations	460,095	188,638	
4. Industrial hygiene	192,674	144,018	134,639
5. Administration	203,459	89,279	76,023
6. Training	65,250	50,000	
7. Overtime pay		5,862	46,228
Grand total obligations	19,420,000	11,612,288	11,309,644
Adjustments (see objects schedule for detail)		-145,288	-11,309,644
Total estimate or appropriation	19,420,000	11,467,000	

Control of Communicable Diseases, Public Health Service—

Communicable diseases: To carry out those provisions of sections 311, [and] 361, and 604 of the Act relating to the prevention and suppression of communicable diseases, the interstate transmissible and spread thereof, and the enforcement of any applicable quarantine laws, including the purchase of [one passenger automobile, \$1,040,000] twenty-five passenger automobiles; and hire, maintenance, and operation of aircraft; \$7,372,000. (Act of July 3, 1945, Public Law 124.)

Estimate 1947, \$7,372,000      Appropriated 1946, \$1,040,000

By objects	Obligations					
	Estimate, 1947		Estimate, 1946		Actual, 1945	
	Man-years	Total salary	Man-years	Total salary	Man-years	Total salary
<b>PERSONAL SERVICES, DEPARTMENTAL</b>						
Clerical, administrative, and fiscal service:						
Grade 5. Range \$2,320 to \$2,980	2	\$4,640	1	\$2,320		
Grade 4. Range \$2,100 to \$2,496	3	6,300	1	2,100		
Grade 3. Range \$1,902 to \$2,298	5	9,576	3	5,772		
Professional service:						
Grade 2. Range \$2,980 to \$3,640			1	2,980		
Total permanent, departmental	10	20,516	6	13,172		
Overtime pay, departmental				303		
All personal services, departmental	10	20,516	6	13,475		
<b>PERSONAL SERVICES, FIELD</b>						
Clerical, administrative, and fiscal service:						
Grade 12. Range \$5,180 to \$6,020:						
Personnel officer	1	5,180				
Grade 11. Range \$4,300 to \$5,180:						
Visual education specialist	3	12,900				
Classification officer	1	4,300				
Employment officer	1	4,300				
Procurement officer	1	4,300				
Grade 10. Range \$3,970 to \$4,630:						
Chief photographer	3	11,910				
Grade 9. Range \$3,640 to \$4,300:						
Administrative assistant	8	29,120			1	\$3,800
Grade 7. Range \$2,980 to \$3,640					2	5,300
Grade 6. Range \$2,650 to \$3,310					10	26,500
Grade 5. Range \$2,320 to \$2,980					22	51,040
Grade 4. Range \$2,100 to \$2,496					43	95,226
Grade 3. Range \$1,902 to \$2,298					38	72,342
Grade 2. Range \$1,704 to \$2,100					46	78,384
Grade 1. Range \$1,506 to \$1,902					10	15,060
Professional service:						
Grade 5. Range \$5,180 to \$6,020:						
Sanitarian	3	15,540				
Grade 4. Range \$4,300 to \$5,180:						
Public health engineer	3	12,900				
Entomologist	1	4,300				
Sanitarian	10	43,000			2.5	8,192
Protozoologist	1	4,300	1	4,300	1	4,000
Statistician	1	4,300				
Grade 3. Range \$3,640 to \$4,300:						
Public health engineer	10	36,400				
Entomologist	5	18,200	1	3,640	0.5	1,600
Sanitarian	11	40,040	3	11,030	1	3,300
Health education consultant	10	36,400				
Bacteriologist	2	7,280	1	3,640	0.3	933
Grade 2. Range \$2,980 to \$3,640						
	33	98,540	7	20,860	1.1	2,941
Grade 1. Range \$2,320 to \$2,980						
	16	37,120	6	13,920	1	2,600

By objects	Obligations					
	Estimate, 1947		Estimate, 1946		Actual, 1945	
<b>PERSONAL SERVICES, FIELD—continued</b>	Man- years	Total salary	Man- years	Total salary	Man- years	Total salary
Subprofessional service:						
Grade 8. Range \$2,980 to \$3,640.....	38	\$113,240	18	\$4,836	0	\$430
Grade 7. Range \$2,650 to \$3,310.....	37	98,160	12	31,940	8	28,973
Grade 6. Range \$2,320 to \$2,980.....	72	167,260	11	25,740	9	29,048
Grade 5. Range \$2,000 to \$2,496.....	114	239,532	20	42,132	17	51,688
Grade 4. Range \$1,902 to \$2,298.....	42	80,016	2	3,996	13	22,295
Grade 3. Range \$1,704 to \$2,100.....	13	22,152	3	5,112	3	5,240
Grade 2. Range \$1,572 to \$1,968.....					1	1,731
Crafts, protective, and custodial service:						
Grade 10. Range \$2,980 to \$3,640.....	3	8,940				
Grade 9. Range \$2,650 to \$3,310.....	3	7,950				
Grade 8. Range \$2,320 to \$2,980.....	3	7,620				
Grade 7. Range \$2,000 to \$2,496.....	5	11,820				
Grade 6. Range \$1,908 to \$2,502.....	40	86,640				
Grade 5. Range \$1,902 to \$2,364.....	113	222,384	25	49,200		
Grade 4. Range \$1,770 to \$2,166.....	67	118,854	2	3,804	2	3,150
Grade 3. Range \$1,572 to \$1,902.....	362	569,592	210	330,402	15	18,665
Grade 2. Range \$1,440 to \$1,770.....	1,010					
Grade 1. Range \$864 to \$1,152.....	10	8,640				
Commissioned officers (reserve, active duty):						
Senior surgeon.....	3	17,118				
Senior sanitary engineer.....	2	11,412				
Senior entomologist.....	2	11,412				
Surgeon.....	4	20,104				
Sanitary engineer.....	14	70,369	1	5,027	1	5,027
Sanitarian.....	7	35,184			0	4,342
Senior assistant sanitary engineer.....	44	175,604	1	3,991	1	3,991
Senior assistant surgeon.....	7	27,937				
Senior assistant sanitarian.....	28	111,748			0	2,327
Assistant surgeon.....	3	10,233				
Assistant sanitary engineer.....					1	5,840
Assistant engineer.....	71	242,181			1	2,976
Assistant sanitarian.....	71	242,181			1	5,268
Assistant entomologist.....	1	3,410			0	1,539
Junior assistant engineer.....	10	30,540			0	1,477
Junior assistant sanitarian.....	8	24,672				
<b>Total permanent, field.....</b>	<b>2,522</b>	<b>5,086,265</b>	<b>317.6</b>	<b>585,222</b>	<b>99</b>	<b>212,063</b>
W. A. E. employment, field.....	149.5	287,497	3.3	6,400	1.5	2,734
Overtime pay, field.....		5,804		5,522		38,281
Additional pay for foreign service, field.....		5,804		5,804		5,320
<b>All personal services, field.....</b>	<b>2,671.5</b>	<b>5,379,566</b>	<b>320.9</b>	<b>602,948</b>	<b>100.5</b>	<b>258,398</b>
<b>01 Personal services (net).....</b>	<b>2,681.5</b>	<b>5,400,082</b>	<b>326.9</b>	<b>616,423</b>	<b>100.5</b>	<b>258,398</b>
<b>OTHER OBLIGATIONS</b>						
03 Transportation of things.....		41,015		500		954
04 Communication services.....		14,500		490		843
05 Rents and utility services.....		46,500		500		3,028
07 Other contractual services.....		74,740		3,127		5,565
08 Supplies and materials.....		1,285,823		345,396		19,720
09 Equipment.....		468,340		33,664		16,192
<b>Total other obligations.....</b>	<b>1,930,915</b>		<b>383,577</b>		<b>46,302</b>	
<b>Grand total obligations.....</b>	<b>7,331,000</b>		<b>1,000,000</b>		<b>304,700</b>	
Transferred to "Miscellaneous expenses, Office of Administrator, Federal Security Agency".....		+1,000				
Received by transfer from—						
"Preventing the spread of epidemic diseases, Public Health Service".....						-336,000
"Interstate quarantine service, Public Health Service".....						-31,531
Reserve for epidemics.....		+40,000		+40,000		
Estimated savings, unobligated balance.....						62,831
<b>Total estimate or appropriation.....</b>	<b>7,372,000</b>		<b>1,040,000</b>			
<b>BY PROJECTS OR FUNCTIONS</b>						
1. Enforcement of interstate quarantine laws and regulations.....		\$80,000		\$30,467		\$27,369
2. Control of malaria.....		5,728,000				
3. Aedes aegypti control.....		150,000				
4. Typhus fever control.....		892,000		807,520		133,527
5. Poliomyelitis investigations.....		250,000				
6. Diarrheal disease investigations.....		75,000				
7. Plague control.....		156,000		156,188		105,523
8. Overtime pay.....				5,825		38,281
<b>Grand total obligations.....</b>		<b>7,331,000</b>		<b>1,000,000</b>		<b>304,700</b>
Adjustments (see objects schedule for detail).....		+41,000		+40,000		-304,700
<b>Total estimate or appropriation.....</b>		<b>7,372,000</b>		<b>1,040,000</b>		

**Industrial Hygiene, Public Health Service—**

[Industrial hygiene: For field investigations and demonstrations in industrial hygiene, \$134,000.] (42 U. S. C. 241; Act of July 3, 1945, Public Law 124.)

Appropriated 1946, \$134,000

\* NOTE.—The appropriation under the above title has been transferred to and estimated for under "Assistance to States, general, Public Health Service." For comparative purposes the amounts available for 1945 and 1946 are shown in the schedule as transfers.

By objects	Obligations		
	Estimate, 1947	Estimate, 1946	Actual, 1945
Transferred to "Assistance to States, general, Public Health Service".....			
Received by transfer from—			
"Emergency health and sanitation activities, Public Health Service (national defense)".....		+\$145,288	+\$148,102
"Salaries and expenses, National Institute of Health, Public Health Service".....			-85,542
Excess of obligations over appropriation due to Public Law 100.....			-62,560
<b>Total estimate or appropriation.....</b>		<b>134,000</b>	

**Health and Sanitation Activities, War and Defense Areas, Public Health Service (National Defense)—**

[Health and sanitation activities, war and defense areas (national defense): To carry out the purposes of section 604 of the Act, and the development and prosecution of a program for the control of communicable diseases, including travel; printing and binding; the purchase of twenty-five passenger automobiles; and the purchase of oils, larvicides, and other diluents, without regard to section 3709 of the Revised Statutes; \$2,615,000.] (Act of July 3, 1945, Public Law 124.)

Appropriated 1946, \$2,615,000

By objects	Obligations					
	Estimate, 1947		Estimate, 1946		Actual, 1945	
<b>PERSONAL SERVICES, DEPARTMENTAL</b>	Man- years	Total salary	Man- years	Total salary	Man- years	Total salary
Clerical, administrative, and fiscal service:						
Grade 13. Range \$6,230 to \$7,070:						
Chief field investigator.....			0	\$3,115	0	\$4,667
Grade 9. Range \$3,640 to \$4,300:						
Information specialist.....			2	7,280	2	6,616
Motion picture and radio script writer.....						0
Visual education specialist.....						0
Classification analyst.....						0
Grade 8. Range \$3,310 to \$3,970.....						0
Grade 7. Range \$2,980 to \$3,640.....			1	2,980	0	5
Grade 6. Range \$2,650 to \$3,310.....			1	2,650	1	2,300
Grade 5. Range \$2,320 to \$2,980.....			3	6,960	3	2
Grade 4. Range \$2,000 to \$2,496.....			8	17,180	8	2
Grade 3. Range \$1,902 to \$2,298.....			20	38,040	13	6
Grade 2. Range \$1,704 to \$2,100.....			6	10,240	4	5
Grade 1. Range \$1,506 to \$1,902.....						0
Professional service:						
Grade 2. Range \$2,980 to \$3,640.....			1	2,980	1	2,600
Subprofessional service:						
Grade 4. Range \$1,902 to \$2,298.....			1	1,968	1	1,620
Crafts, protective, and custodial service:						
Grade 3. Range \$1,572 to \$1,902.....			6	9,558	3	5,067
Grade 2. Range \$1,440 to \$1,770.....			1	1,440	1	1,200
Commissioned officers (reserve, active duty):						
Senior sanitary engineer.....			1	5,706	1	5,706
Sanitary engineer.....			1	4,335		
Engineer.....					1	4,335
Senior assistant engineer.....					1	3,991
Senior assistant sanitary engineer.....			1	3,991		
<b>Total permanent, departmental.....</b>			<b>53.5</b>	<b>118,423</b>	<b>45.8</b>	<b>96,206</b>
Overtime pay, departmental.....				2,060		17,856
<b>All personal services, departmental.....</b>			<b>53.5</b>	<b>120,483</b>	<b>45.8</b>	<b>113,762</b>
<b>PERSONAL SERVICES, FIELD</b>						
Clerical, administrative, and fiscal service:						
Grade 11. Range \$4,300 to \$5,180:						
Administrative assistant.....			1	4,300	0	6
Information specialist.....			1	4,685	0	7
Grade 9. Range \$3,640 to \$4,300:						
Information specialist.....			1	3,640	1	3,200
Instructor-foreman.....			1	3,640	0	2
Public health representative.....					0	2
Grade 7. Range \$2,980 to \$3,640.....			2	6,070	3	6
Grade 6. Range \$2,650 to \$3,310.....			1	2,760	1	6
Grade 5. Range \$2,320 to \$2,980.....			3	7,090	3	7
Grade 4. Range \$2,000 to \$2,496.....			20	41,978	33	60
Grade 3. Range \$1,902 to \$2,298.....			41	77,682	39	64
Grade 2. Range \$1,704 to \$2,100.....			11	18,910	27	39
Professional service:						
Grade 5. Range \$5,180 to \$6,020:						
Medical officer.....			1	4,360	1	4,133
Bacteriologist.....			2	10,588	1	5
Physicist.....					0	1
Grade 4. Range \$4,300 to \$5,180:						
Sanitarian.....			1	5,180	2	7,600
Milk specialist.....			1	4,410	1	3,800
Public health engineer.....					1	3,800
Health education consultant.....			3	13,120	2	8,506
Bacteriologist.....					0	9
Public health nursing consultant.....					1	3,800
Biologist.....			1	4,300		
Chemist.....			1	5,424	1	7
Medical officer.....			3	13,335	4	16,591
Physicist.....			0	2,580	0	1
Cytologist.....			0	2,580	0	2



**PUBLIC HEALTH SERVICE—Continued**

**Health and Sanitation Activities, War and Defense Areas, Public Health Service (National Defense)—Continued**

By objects	Obligations						
	Estimate, 1947		Estimate, 1946		Actual, 1945		
	Man-years	Total salary	Man-years	Total salary	Man-years	Total salary	
<b>PERSONAL SERVICES, FIELD—continued</b>							
<b>Professional service—Continued</b>							
Grade 3. Range \$3,640 to \$4,300:							
Health education consultant	2	\$7,335	2	\$6,347	2	\$6,347	
Milk specialist	2	7,382	2	6,474	2	6,474	
Sanitarian	5	19,354	5.4	17,520	5.4	17,520	
Bacteriologist	5	19,565	8.9	28,691	8.9	28,691	
Chemist	4	15,198	6.1	19,613	6.1	19,613	
Public health engineer	4	15,027	3.5	12,225	3.5	12,225	
Public health nursing consultant	2	7,682	1.8	5,520	1.8	5,520	
Public health representative			1	3,200	1	3,200	
Physiologist	1.2	4,632	3	9,742	3	9,742	
Pharmacologist	1.2	4,566	1	3,325	1	3,325	
Physicist				0.1	267	0.1	267
Biologist				0.1	292	0.1	292
Medical officer	1	3,887	1.6	5,252	1.6	5,252	
Grade 2. Range \$2,980 to \$3,640	21.6	66,300	27.3	70,858	27.3	70,858	
Grade 1. Range \$2,320 to \$2,980	46.4	109,968	96	191,925	96	191,925	
<b>Subprofessional service:</b>							
Grade 8. Range \$2,980 to \$3,640			0.5	1,300	0.5	1,300	
Grade 7. Range \$2,650 to \$3,310	2	2,897	4.3	10,123	4.3	10,123	
Grade 6. Range \$2,320 to \$2,980	2	5,293	1.7	3,584	1.7	3,584	
Grade 5. Range \$2,100 to \$2,496	6.2	9,291	8.5	15,338	8.5	15,338	
Grade 4. Range \$1,902 to \$2,298	9.6	18,299	10.3	16,621	10.3	16,621	
Grade 3. Range \$1,704 to \$2,100	4.8	8,535	8.9	12,877	8.9	12,877	
Grade 2. Range \$1,572 to \$1,968	1.8	3,146	2.8	3,844	2.8	3,844	
<b>Crafts, protective, and custodial service:</b>							
Grade 8. Range \$2,540 to \$3,200	1	2,540	1.1	3,85	1.1	3,85	
Grade 7. Range \$2,364 to \$2,870	0.6	1,524	1.3	2,905	1.3	2,905	
Grade 6. Range \$2,166 to \$2,562	1.2	2,639	1.9	3,416	1.9	3,416	
Grade 5. Range \$1,968 to \$2,364	1.8	3,627	2.6	4,458	2.6	4,458	
Grade 4. Range \$1,770 to \$2,166	10.4	18,527	11.6	17,483	11.6	17,483	
Grade 3. Range \$1,572 to \$1,968	21.3	34,331	40.7	53,426	40.7	53,426	
Grade 2. Range \$1,440 to \$1,770	5	7,217	3.1	3,883	3.1	3,883	
Grade 1. Range \$864 to \$1,152	1	884					
<b>Commissioned officers (reserve, active duty):</b>							
Sanitary engineer director	1	6,407	1.2	7,560	1.2	7,560	
Senior surgeon	7.6	41,774	10.3	58,411	10.3	58,411	
Surgeon	29.1	152,077	51.8	260,774	51.8	260,774	
Dental surgeon	3	15,379	2.6	13,751	2.6	13,751	
Sanitary engineer	14.3	67,965	17.4	87,098	17.4	87,098	
Engineer	4.4	22,249	5.4	27,747	5.4	27,747	
Sanitarian			3.9	20,071	3.9	20,071	
Nurse officer	3	13,005	0.6	2,601	0.6	2,601	
Industrial hygiene engineer	1	5,026	1	5,026	1	5,026	
Senior assistant industrial hygiene engineer			2.1	8,258	1.2	4,767	
Senior assistant dental surgeon	2	7,982	1.2	4,767	1.2	4,767	
Senior assistant surgeon	27	106,832	55	219,793	55	219,793	
Senior assistant sanitarian	28.5	113,621	25.8	102,761	25.8	102,761	
Senior assistant sanitary engineer	16.6	66,224	19	75,911	19	75,911	
Senior assistant engineer	16.3	65,516	25.7	102,538	25.7	102,538	
Senior assistant nurse officer	7.9	27,512	5.8	19,945	5.8	19,945	
Senior assistant chemist	2	7,982	2	7,982	2	7,982	
Assistant industrial hygiene engineer	1	3,411	2	6,919	2	6,919	
Assistant nurse officer	25.6	75,956	11.8	35,237	11.8	35,237	
Assistant sanitarian	22.7	84,844	34.7	118,761	34.7	118,761	
Assistant sanitary engineer	5	17,055	9.2	31,521	9.2	31,521	
Assistant scientist	5	16,622	4	13,644	4	13,644	
Assistant surgeon	17	57,987	26.9	91,724	26.9	91,724	
Assistant dental surgeon	1	3,411	1.1	3,911	1.1	3,911	
Assistant engineer	20	68,448	20.9	71,033	20.9	71,033	
Junior assistant sanitarian	3.8	10,986	3.8	10,688	3.8	10,688	
Junior assistant engineer	1.3	3,504	2.6	7,714	2.6	7,714	
Junior assistant sanitary engineer	1.1	2,985	1.7	5,224	1.7	5,224	
Junior assistant nurse officer	0.8	2,076	0.2	466	0.2	466	
Unclassified	4	9,240	0.4	692	0.4	692	
<b>Total permanent, field</b>	<b>532</b>	<b>1,712,458</b>	<b>736.7</b>	<b>2,214,192</b>	<b>736.7</b>	<b>2,214,192</b>	
<b>Temporary employment, field:</b>							
Part-time employment, field	371.6	167,200					
W. A. E. employment, field	2	3,370	2	3,897	2	3,897	
Overtime pay, field	1.1	1,654	99	29,247	99	29,247	
Night-work differential, field		17,001		160,944		160,944	
Additional pay for foreign service, field		440		29,743		29,743	
<b>All personal services, field</b>	<b>906.7</b>	<b>1,859,397</b>	<b>837.7</b>	<b>2,438,023</b>	<b>837.7</b>	<b>2,438,023</b>	
<b>01 Personal services (net)</b>	<b>906.2</b>	<b>1,979,880</b>	<b>883.5</b>	<b>2,551,785</b>	<b>883.5</b>	<b>2,551,785</b>	
<b>OTHER OBLIGATIONS</b>							
02 Travel		154,000		205,368		205,368	
03 Transportation of things		22,325		50,155		50,155	
04 Communication services		14,815		26,620		26,620	
05 Rents and utility services		9,100		8,500		8,500	
06 Printing and binding		15,523		23,043		23,043	
07 Other contractual services		14,425		45,805		45,805	
08 Supplies and materials		100,980		100,511		100,511	
09 Equipment		83,208		126,950		126,950	
<b>Total other obligations</b>		<b>414,376</b>		<b>586,952</b>		<b>586,952</b>	
<b>Grand total obligations</b>		<b>2,394,256</b>		<b>3,138,737</b>		<b>3,138,737</b>	
Reimbursements for services performed		-222,824		-227,304		-227,304	
Transferred to "Miscellaneous expenses, Office of Administrator, Federal Security Agency"		+1,000		+2,000		+2,000	

By objects	Obligations		
	Estimate, 1947	Estimate, 1946	Actual, 1945
Received by transfer from "Emergency health and sanitation activities, Public Health Service (national defense)"			- \$3,720,721
Carried to surplus fund, Public Law 127			+809,000
Estimated savings, unobligated balance		\$442,568	7,288
<b>Total estimate or appropriation</b>		<b>2,615,000</b>	
<b>BY PROJECTS OR FUNCTIONS</b>			
1. Administration		\$498,560	\$598,800
2. Assistance to States		618,338	1,064,993
3. Cooperation with other Government agencies		222,824	226,047
4. Health education		63,836	78,556
5. Industrial hygiene		425,369	519,196
6. Laboratory services in local areas		60,947	80,957
7. Milk and food		144,150	137,811
8. Plague control, Hawaii		41,402	62,886
9. Public Health Service mission to Liberia		299,769	147,700
10. Venereal disease control, Trinidad			43,291
11. Overtime pay		19,061	178,500
<b>Grand total obligations</b>		<b>2,394,256</b>	<b>3,138,737</b>
Adjustments (see objects schedule for detail)		+230,744	-3,138,737
<b>Total estimate or appropriation</b>		<b>2,615,000</b>	

**Control of Malaria and Diseases of Tropical Origin, Public Health Service (National Defense)—**

Control of malaria and diseases of tropical origin (national defense): To carry out the provisions of sections 311 and 604 of the Act with respect to the control of malaria and diseases of tropical origin, including travel; printing and binding; the purchase of forty-five passenger automobiles; hire, maintenance, and operation of aircraft; and the purchase of oils, larvicides, and other diluents, without regard to section 3709 of the Revised Statutes; \$10,897,000. (Act of July 3, 1945, Public Law 124.)

Appropriated 1946, \$10,897,000

By objects	Obligations					
	Estimate, 1947		Estimate, 1946		Actual, 1945	
	Man-years	Total salary	Man-years	Total salary	Man-years	Total salary
<b>PERSONAL SERVICES, DEPARTMENTAL</b>						
<b>Clerical, administrative, and fiscal service:</b>						
Grade 11. Range \$4,300 to \$5,180:						
Classification officer			1	\$4,300	1	\$3,800
Grade 9. Range \$3,640 to \$4,300:						
Personnel assistant			1.9	6,916	1.9	6,080
Grade 7. Range \$2,980 to \$3,640			1	2,760	1	2,400
Grade 5. Range \$2,320 to \$2,980			4	9,280	3	6,000
Grade 4. Range \$2,100 to \$2,496			15	31,896	14.1	25,590
Grade 3. Range \$1,902 to \$2,298			32	61,623	31.2	51,285
Grade 2. Range \$1,704 to \$2,100			19	32,376	19.1	27,460
<b>Total permanent, departmental</b>			<b>73.9</b>	<b>149,151</b>	<b>71.3</b>	<b>122,615</b>
Overtime pay, departmental				3,118		26,516
<b>All personal services, departmental</b>			<b>73.9</b>	<b>152,269</b>	<b>71.3</b>	<b>149,131</b>
<b>PERSONAL SERVICES, FIELD</b>						
<b>Clerical, administrative, and fiscal service:</b>						
Grade 12. Range \$5,180 to \$6,020:						
Personnel officer			1	5,180		
Grade 11. Range \$4,300 to \$5,180:						
Information specialist			1	4,300	0.3	1,108
Visual education specialist			3	12,900	3	11,400
Classification officer			1	4,300		
Employment officer			1	4,300		
Grade 10. Range \$3,970 to \$4,630:						
Chief photographer			3	11,910	2	7,000
Grade 9. Range \$3,640 to \$4,300:						
Information specialist			6	21,840		0.2 750
Administrative assistant						2 6,400
Grade 8. Range \$3,310 to \$3,970						3 8,700
Grade 7. Range \$2,980 to \$3,640			24	71,520	30.2	78,433
Grade 6. Range \$2,650 to \$3,310			8	21,200	6	13,800
Grade 5. Range \$2,320 to \$2,980			25	58,000	20	40,000
Grade 4. Range \$2,100 to \$2,496			40	84,000	35	63,000
Grade 3. Range \$1,902 to \$2,298			75	142,650	60	97,200
Grade 2. Range \$1,704 to \$2,100			90	153,360	80	115,200
Grade 1. Range \$1,506 to \$1,902			15	22,590		
<b>Professional service:</b>						
Grade 5. Range \$5,180 to \$6,020:						
Sanitarian			3	15,540	2	9,200
Senior public health engineer						2 9,200
Grade 4. Range \$4,300 to \$5,180:						
Public health engineer			2	8,600	2	7,600
Entomologist			1	4,300	1	3,800
Sanitarian			6	25,800	3	11,400

By objects	Obligations					
	Estimate, 1947		Estimate, 1946		Actual, 1945	
	Man-years	Total salary	Man-years	Total salary	Man-years	Total salary
<b>PERSONAL SERVICES, FIELD—continued</b>						
Professional service—Continued						
Grade 3. Range \$3,640 to \$4,300:						
Associate public health engineer	8	\$29,120	4	\$12,800		
Associate entomologist	3	10,920	3	9,600		
Associate sanitarian	6	21,840	3	9,600		
Associate health education consultant	8	29,120	4	12,800		
Grade 2. Range \$2,980 to \$3,640	40	119,200	30	79,870		
Grade 1. Range \$2,320 to \$2,980	10	23,200	10	20,000		
Subprofessional service:						
Grade 8. Range \$2,980 to \$3,640	30	89,400	30	78,000		
Grade 7. Range \$2,650 to \$3,310	40	105,000	40	92,000		
Grade 6. Range \$2,320 to \$2,980	90	208,800	80	160,000		
Grade 5. Range \$2,100 to \$2,496	140	294,000	140	252,000		
Grade 4. Range \$1,902 to \$2,298	30	57,060	30	48,000		
Grade 3. Range \$1,704 to \$2,100	10	17,040	10	14,400		
Crafts, protective, and custodial service:						
Grade 10. Range \$2,980 to \$3,640	6	17,880	4	10,400		
Grade 9. Range \$2,650 to \$3,310	6	15,900	4	9,200		
Grade 8. Range \$2,540 to \$3,200	5	12,700				
Grade 7. Range \$2,304 to \$2,870	3	7,092	3	6,120		
Grade 6. Range \$2,165 to \$2,562	100	216,600	80	148,800		
Grade 5. Range \$1,968 to \$2,364	150	295,200	110	184,800		
Grade 4. Range \$1,770 to \$2,166	80	141,600	70	105,000		
Grade 3. Range \$1,572 to \$1,968	300	471,600	180	237,600		
Grade 2. Range \$1,440 to \$1,770	1,500		1,864			
		2,160,000		2,236,800		
Grade 1. Range \$864 to \$1,152	20	17,280	20	14,400		
Commissioned officers (reserve, active duty):						
Senior surgeon	2	11,412	1	5,706		
Senior sanitary engineer	2	11,412	3	17,118		
Senior entomologist	2	11,412	2	11,412		
Surgeon	2	10,052	2	10,052		
Sanitary engineer	8	40,208	6	30,156		
Sanitarian	6	30,156	4	20,104		
Senior assistant surgeon	7	27,937	3	11,973		
Senior assistant sanitary engineer	40	159,640	20	79,820		
Senior assistant sanitarian	20	79,820	20	79,820		
Assistant surgeon	3	10,233				
Assistant engineer	60	204,660	45	153,495		
Assistant sanitarian	60	204,660	45	153,495		
Junior assistant engineer	10	30,840	10	30,840		
Junior assistant sanitarian	6	18,504	5	15,420		
Total permanent, field	3,119		3,137			
		5,889,088		4,846,392		
W. A. E. employment, field	106		53			
		244,535		119,668		
Overtime pay, field		112,377		868,940		
All personal services, field	3,225		3,190			
		6,246,000		5,835,000		
01 Personal services (net)	3,298.9		3,261.8			
		6,308,269		5,984,131		
<b>OTHER OBLIGATIONS</b>						
02 Travel		221,800		289,500		
03 Transportation of things		30,000		53,609		
04 Communication services		16,000		15,846		
05 Rents and utility services		45,000		30,561		
06 Printing and binding		15,000		15,000		
07 Other contractual services		200,000		109,547		
08 Supplies and materials		1,408,430		891,062		
09 Equipment		709,000		1,270,963		
Total other obligations		2,639,230		2,676,188		
Grand total obligations		9,034,499		8,660,319		
Received by transfer from "Emergency health and sanitation activities, Public Health Service (national defense)"				-8,742,701		
Estimated savings, unobligated balance		1,862,501		82,382		
Total estimate or appropriation		10,897,000				
<b>BY PROJECTS OR FUNCTIONS</b>						
1. Extended malaria control		\$4,830,280		\$1,434,350		
2. Malaria control in war areas		3,799,424		6,088,307		
3. Aedes aegypti mosquito control		289,300		242,206		
4. Overtime pay		115,495		895,456		
Grand total obligations		9,034,499		8,660,319		
Adjustments (see objects schedule for detail)		+1,862,501		-8,660,319		
Total estimate or appropriation		10,897,000				

fund for articles or services furnished by the industrial activities; expenses incurred in pursuing, identifying, and returning escaped prisoners, including rewards for their capture; purchase and exchange of farm products and livestock; not to exceed \$500 for newspapers; furnishing and laundering of uniforms and other distinctive wearing apparel necessary for employees in the performance of their official duties; transportation and subsistence allowance, within continental United States, of any narcotic addict voluntarily admitted and discharged as cured; reimbursement to employees for the cost of repair or replacement (where the damage exceeds \$2 and does not exceed \$100) of personal belongings damaged or destroyed by patients while employees were in line of duty; and tobacco for patients; **[\$15,501,300]** \$19,185,900, of which not to exceed \$115,514 shall be available for the furnishing by the Public Health Service to and at the request of any Federal department or independent establishment, including Government-owned corporations, of coordinating and consultative services with respect to methods and standards for operating emergency health facilities in such department or establishment, including in-service training of such emergency health facility personnel, and for providing employees of such agencies (1) tuberculosis and psychiatric examinations, and (2) health and nutrition instruction through lectures and demonstrations: *Provided*, That this appropriation shall be available for the expenses incurred in furnishing medical and hospital treatment, including dental care, to active-duty personnel of the Navy and Marine Corps in Marine hospitals and out-patient offices.

**[Hospitals and medical care: Not to exceed \$90,000 of the appropriation "Hospitals and medical care", fiscal year 1946, shall be available for necessary major repair, remodeling, and alteration of the Neponsit Beach Hospital without regard to section 3709 of the Revised Statutes and section 322 of the Act of June 30, 1932, as amended (40 U. S. C. 278a):** *Provided*, That such additional amount of \$90,000 shall not become available for obligation until a contract shall have been concluded with the lessor allowing Federal occupancy for a period of not less than eighteen months with the right to extend the period of occupancy an additional period of eighteen months or less, the rental charge for any period of occupancy not to exceed the rate heretofore agreed upon.] (Act of July 3, 1945, Public Law 124; Act of Dec. 28, 1945, Public Law 269.)

Estimate 1947, **\$19,185,900** Appropriated 1946, **\$15,501,300**

\* Excludes \$13,698 transferred to "Salaries and miscellaneous expenses, Public Health Service" and \$214,893 transferred to "Pay, etc., commissioned officers, Public Health Service." For comparative purposes the amounts provided for 1945 and 1946 are shown in the schedule as transfers.

By objects	Obligations					
	Estimate, 1947		Estimate, 1946		Actual, 1945	
	Man-years	Total salary	Man-years	Total salary	Man-years	Total salary
<b>PERSONAL SERVICES, DEPARTMENTAL</b>						
Clerical, administrative, and fiscal service:						
Grade 12. Range \$5,180 to \$6,020:						
Executive assistant	1	\$5,180	1	\$5,180	1	\$4,600
Grade 11. Range \$4,300 to \$5,180:						
Budget officer	1	4,520	1	4,520	0.2	792
Administrative assistant	2	8,600				
Grade 10. Range \$3,970 to \$4,630:						
Administrative officer			1	3,970	0.9	3,354
Grade 9. Range \$3,640 to \$4,300:						
Budget analyst	1	3,640				
Senior administrative assistant	3	11,140	1	3,778	1	3,225
Procedural analyst	1	3,640				
Grade 7. Range \$2,980 to \$3,640	8	23,950	2	6,070	2	5,200
Grade 6. Range \$2,650 to \$3,310	2	5,850	2	5,823	1.8	4,309
Grade 5. Range \$2,420 to \$2,980	10	23,310	5	11,710	3.7	7,400
Grade 4. Range \$2,100 to \$2,496	18	38,526	13.3	28,128	11.7	21,031
Grade 3. Range \$1,902 to \$2,298	29	55,538	22.7	43,677	17	27,683
Grade 2. Range \$1,704 to \$2,100	5	8,586	4	6,825	0.6	614
Professional service:						
Grade 8. Range \$8,750 to \$9,800:						
Chief, planning and evaluation	1	8,750				
Grade 7. Range \$7,175 to \$8,225:						
Special mental hospital examiner	1	7,963	1	7,766	1	6,938
Grade 5. Range \$5,180 to \$6,020:						
Chief statistician	1	5,180				
Medical economist	1	5,180				
Chief, maintenance and repair	1	5,180				
Grade 4. Range \$4,300 to \$5,180:						
Statistician	2	8,600	1	4,300	0.3	950
Medical economist	1	4,300				
Statistical psychologist			1	4,300	0.2	727
Superintendent of nurses					0.3	857
Grade 3. Range \$3,640 to \$4,300:						
Reports analyst	1	3,750				
Statistician economist	1	3,640				
Cost analyst	1	3,640				
Physiotherapist	1	3,640				
Nurse officer and dietitian					0.7	2,426
Psychiatric nurse					0.5	1,757
Grade 2. Range \$2,980 to \$3,640	5	15,010	2	5,988	0.4	758
Grade 1. Range \$2,320 to \$2,980	3	6,960			0.8	1,500
Subprofessional service:						
Grade 8. Range \$2,980 to \$3,640	1	3,640	1	3,640	1	3,200
Grade 5. Range \$2,100 to \$2,496	1	2,100			0.1	233

**Hospitals and Medical Care, Public Health Service—**

Hospitals and medical care: For carrying out the purposes of section 301 with respect to mental diseases, and sections 302, 321, 322, 324, 326, 331, 332, 341, 343, 344, 502, 504, and 610 of the Act, and Executive Order 9079, dated February 26, 1942, including minor repairs and maintenance; purchase of **[fifteen]** *eighteen* passenger automobiles, including **[one ambulance]** *four ambulances*; transportation to their homes in the continental United States of recovered indigent leper patients; court costs and other expenses incident to proceedings heretofore or hereafter taken for commitment of mentally incompetent persons to hospitals for the care and treatment of the insane; expenses of preparing and transporting remains, or reasonable burial expenses, for any patient dying in hospital; firearms and ammunition; travel; reimbursement to the working capital





By objects	Obligations					
	Estimate, 1947		Estimate, 1946		Actual, 1945	
	Man-years	Total salary	Man-years	Total salary	Man-years	Total salary
<b>PERSONAL SERVICES, FIELD—continued</b>						
Temporary employment, field.....	3	\$5,036	3	\$5,929	0.5	\$880
Part-time employment, field.....	0.2	1,334	0.2	1,334	0.2	1,200
Overtime pay, field.....				23,765		14,793
All personal services, field.....	36.2	81,840	32.2	96,920	26	65,242
Deduct quarters and subsistence furnished.....		1,920		1,920		1,792
<b>01 Personal services (net).....</b>	<b>36.2</b>	<b>79,920</b>	<b>32.2</b>	<b>95,000</b>	<b>26</b>	<b>63,450</b>
<b>OTHER OBLIGATIONS</b>						
<b>02 Travel.....</b>		900		850		100
<b>03 Transportation of things.....</b>		10,300		11,300		5,100
<b>05 Rents and utility services.....</b>		8,800		8,800		8,490
<b>07 Other contractual services.....</b>		2,500		2,500		1,720
<b>08 Supplies and materials.....</b>		183,500		183,500		152,280
<b>09 Equipment.....</b>		25,500		28,800		8,600
Total other obligations.....		231,500		235,750		176,200
Grand total obligations.....		311,420		330,750		239,650
Receipts from sales of products of and services rendered by the industrial activities.....		-335,000		-335,000		-269,600
Prior year balance available in 1945.....						-70,900
1945 balance available in 1946.....				-100,910		+100,910
1946 balance available in 1947.....		-105,160		+105,160		
1947 balance available in 1948.....		+128,740				
Total estimate or appropriation.....						

**Foreign Quarantine Service, Public Health Service—**

Foreign quarantine service: For the medical inspection of aliens, the maintenance and ordinary expenses of United States quarantine stations and supplementary activities abroad, and the care and treatment of quarantine detainees in private or other public hospitals when facilities of the Public Health Service are not available, including the purchase of not to exceed [three motor-propelled] twelve passenger-carrying vehicles; \$1,254,000] automobiles, \$2,014,000.

Foreign quarantine service: For an additional amount, fiscal year 1946, for "Foreign quarantine service", including the objects specified under this head in the Federal Security Agency Appropriation Act, 1946, and including the purchase of twelve passenger automobiles; construction, purchase, major repairs, and remodeling of buildings and auxiliary facilities; rental of buildings and other structures (including quarters for commissioned officers and other personnel) without regard to section 322 of the Act of June 30, 1932, as amended; and architectural and other special personal services by contract without regard to the civil-service or classification laws; \$320,000.] (42 U. S. C. 252, 264-267, 269, 271; Act of July 3, 1945, Public Law 124; Act of Dec. 28, 1945, Public Law 269.)

Estimate 1947. \* \$2,014,000      Appropriated 1946. \$1,574,000

\* Excludes \$19,521 transferred to "Salaries and miscellaneous expenses, Public Health Service." For comparative purposes the amounts provided for 1945 and 1946 are shown in the schedule as transfers.

By objects	Obligations					
	Estimate, 1947		Estimate, 1946		Actual, 1945	
	Man-years	Total salary	Man-years	Total salary	Man-years	Total salary
<b>PERSONAL SERVICES, DEPARTMENTAL</b>						
Clerical, administrative, and fiscal service:						
Grade 9. Range \$3,640 to \$4,300:						
Administrative assistant.....	1	\$3,860	1	\$3,860	1	\$3,400
Inspector.....	1	3,750	1	3,750	1	3,290
Grade 7. Range \$2,980 to \$3,640.....	1	3,420	1	3,393	0.8	2,175
Grade 6. Range \$2,650 to \$3,310.....	1	2,870	1	2,870	1.2	3,100
Grade 5. Range \$2,320 to \$2,980.....	3	7,840	3	7,815	2.8	6,075
Grade 4. Range \$2,100 to \$2,496.....	2	4,530	2	4,487	2	3,675
Grade 3. Range \$1,902 to \$2,298.....	5	10,038	4.5	8,967	2.7	4,563
Total permanent, departmental.....	14	36,308	13.5	35,142	11.5	26,188
W. A. E. employment, departmental.....					0.3	496
Overtime pay, departmental.....				730		5,577
All personal services, departmental.....	14	36,308	13.5	35,872	11.8	32,261
<b>PERSONAL SERVICES, FIELD</b>						
Clerical, administrative, and fiscal service:						
Grade 10. Range \$3,970 to \$4,630:						
Pharmacist.....	1	4,630	1	4,603	1	3,975
Grade 9. Range \$3,640 to \$4,300:						
Administrative assistant.....	4	15,220	3.1	11,823	1	3,775
Grade 8. Range \$3,310 to \$3,970.....	8	29,670	8	29,478	7.2	22,754
Grade 7. Range \$2,980 to \$3,640.....	11	36,080	10	32,825	9.8	26,767
Grade 6. Range \$2,650 to \$3,310.....	3	9,380	3	9,298	3	7,900
Grade 5. Range \$2,320 to \$2,980.....	5	12,810	5	12,700	4.2	9,075
Grade 4. Range \$2,100 to \$2,496.....	5	11,688	4	9,070	4.8	8,933

By objects	Obligations					
	Estimate, 1947		Estimate, 1946		Actual, 1945	
	Man-years	Total salary	Man-years	Total salary	Man-years	Total salary
<b>PERSONAL SERVICES, FIELD—continued</b>						
Clerical, administrative, and fiscal service—Continued						
Grade 3. Range \$1,902 to \$2,298.....	17	\$54,116	14	\$28,011	13.2	\$21,784
Grade 2. Range \$1,704 to \$2,100.....	7	13,380	6	11,626	6	9,704
Grade 1. Range \$1,500 to \$1,902.....	1	1,638	1	1,638	1	1,320
Professional service:						
Grade 5. Range \$5,180 to \$6,020:						
Acting assistant surgeon.....	1	6,020	1	5,908	1.5	7,763
Grade 4. Range \$4,300 to \$5,180:						
Acting assistant surgeon.....	17	78,820	17	78,196	16.3	63,443
Grade 3. Range \$3,640 to \$4,300:						
Acting assistant surgeon.....	33	126,020	22	86,020	24.7	88,094
Grade 2. Range \$2,980 to \$3,640.....	1	3,640	1	3,640	1.5	4,880
Grade 1. Range \$2,320 to \$2,980.....	1	2,980	1	2,980	1.2	3,142
Subprofessional service:						
Grade 7. Range \$2,650 to \$3,310.....	10.9	30,386	10	28,002	9	21,375
Grade 6. Range \$2,320 to \$2,980.....	9	23,410	7.6	20,638	6.8	15,051
Grade 5. Range \$2,100 to \$2,496.....	159	338,666	99	212,679	26.8	50,985
Grade 4. Range \$1,902 to \$2,298.....	51	102,678	33.4	68,922	23.5	41,205
Grade 3. Range \$1,704 to \$2,100.....	12	23,082	12	23,610	13.5	21,563
Grade 2. Range \$1,572 to \$1,968.....	2	3,276	2	3,237	3.6	5,210
Grade 1. Range \$1,440 to \$1,836.....	4	6,222	4	6,189	5	6,270
Crafts, protective, and custodial service:						
Grade 10. Range \$2,980 to \$3,640.....	7	24,490	7	24,378	7	20,800
Grade 9. Range \$2,650 to \$3,310.....	7	21,630	7	21,465	7.5	19,404
Grade 8. Range \$2,320 to \$2,980.....	26	73,190	25.6	66,844	20.1	48,338
Grade 7. Range \$2,004 to \$2,870.....	49		46.1		40.6	
Grade 6. Range \$2,166 to \$2,562.....	17	39,066	16	36,618	15.4	29,747
Grade 5. Range \$1,968 to \$2,364.....	36	75,072	34	70,799	28	48,872
Grade 4. Range \$1,770 to \$2,166.....	50	93,346	45	84,666	30	47,617
Grade 3. Range \$1,572 to \$1,968.....	21	34,818	17.3	28,365	12.1	17,077
Grade 2. Range \$1,440 to \$1,770.....	26	39,448	24.3	36,822	15.6	19,848
Grade 1. Range \$864 to \$1,192.....					7.4	6,922
Commissioned officers (reserve, active duty):						
Senior surgeon.....	1	6,932	1	6,932	0.6	4,210
Surgeon.....	4	22,384	4	22,384	1.5	7,989
Senior assistant surgeon.....	4	15,903	4	15,903	5.0	19,991
Assistant surgeon.....	6	18,879	4	12,057	6.5	22,016
Junior assistant nurse officer.....	9	23,360	4.6	15,250		
Total permanent, field.....	625.9	1,528,188	503	1,219,991	382.2	845,482
Part-time employment, field.....	28.7	106,101	28.7	106,101	28.7	91,395
W. A. E. employment, field.....	6.5	25,224	6.5	25,224	6	15,273
Overtime pay, field.....				31,470		182,946
Night-work differential, field.....		8,900		8,900		
Additional pay for foreign service, field.....		49,889		31,751		15,665
All personal services, field.....	661.1	1,718,202	538.2	1,453,437	416.9	1,150,761
Total, departmental and field.....	675.1	1,754,610	551.7	1,489,309	428.7	1,183,022
Deduct quarters and subsistence furnished.....		19,000		19,000		18,300
<b>01 Personal services (net).....</b>	<b>675.1</b>	<b>1,735,610</b>	<b>551.7</b>	<b>1,470,309</b>	<b>428.7</b>	<b>1,164,722</b>
<b>OTHER OBLIGATIONS</b>						
<b>03 Transportation of things.....</b>		6,700		15,800		6,504
<b>04 Communication services.....</b>		8,500		8,500		9,213
<b>05 Rents and utility services.....</b>		33,276		33,276		35,208
<b>07 Other contractual services.....</b>		125,790		125,790		99,330
<b>08 Supplies and materials.....</b>		87,013		98,123		93,303
<b>09 Equipment.....</b>		55,111		73,461		29,430
Total other obligations.....		316,390		354,950		272,988
Grand total obligations.....		2,052,000		1,825,259		1,437,710
Reimbursements for services performed.....		-38,000		-38,000		-44,000
Transferred to—						
"Salaries and miscellaneous expenses, Public Health Service".....				+19,521		+19,653
"Pay, etc., commissioned officers, Public Health Service".....						+20,466
Received by transfer from "Pay of personnel and maintenance of hospitals, Public Health Service".....						-2,000
Net total obligations.....		2,014,000		1,806,780		1,431,829
Excess of obligations over appropriation due to Public Law 106.....				-232,780		
Estimated savings, unobligated balance.....						7,171
Total estimate or appropriation.....		2,014,000		1,574,000		1,439,000

**Operating Expenses, National Institute of Health, Public Health Service—**

National Institute of Health, operating expenses: For the activities of the National Institute of Health, not otherwise provided for, including research fellowships and grants for research projects pursuant to section 301 of the Act; the regulation and preparation of biologic products; the purchase of [two] three passenger automobiles; the purchase, repair, and cleaning of uniforms for the guard force; and maintenance of buildings; [\$1,688,000, of which \$100,000 shall be available for grants-in-aid in accordance with the provisions of Public Law 410, section 301 (d)] \$4,283,000.

**PUBLIC HEALTH SERVICE—Continued**

**Operating Expenses, National Institute of Health, Public Health Service—Continued**

[National Institute of Health, operating expenses: For an additional amount, fiscal year 1946, for "National Institute of Health, operating expenses", including the objects specified under this head in the Federal Security Agency Appropriation Act, 1946, \$950,000, of which \$817,000 shall be available solely for grants-in-aid in accordance with the provisions of section 301 (d), Public Law 410 (including the purchase and distribution of penicillin and other antibiotic compounds for use in research projects for which grants are made), in addition to the \$100,000 specified for such grants in said Act.] (42 U. S. C. 241, 262, and 263; Act of July 3, 1945, Public Law 124; Act of Dec. 28, 1945, Public Law 269.)

Estimate 1947, \* \$4,283,000                      Appropriated 1946, \$2,638,000

\* Excludes \$17,758 transferred to "Salaries and miscellaneous expenses, Public Health Service" and \$68,220 transferred to "Pay, etc., commissioned officers, Public Health Service." For comparative purposes the amounts provided for 1945 and 1946 are shown in the schedule as transfers.

By objects	Obligations					
	Estimate, 1947		Estimate, 1946		Actual, 1945	
	Man-years	Total salary	Man-years	Total salary	Man-years	Total salary
<b>PERSONAL SERVICES, FIELD</b>						
<b>Clerical, administrative, and fiscal service:</b>						
Grade 11. Range \$4,300 to \$5,180						
Administrative officer	1	\$4,960	1	\$4,902	1	\$4,200
Grade 10. Range \$3,970 to \$4,630:						
Administrative assistant	2	8,930	2	8,806	2	7,650
Grade 8. Range \$3,310 to \$3,970	2	7,500	2	7,444	1.6	5,167
Grade 7. Range \$2,980 to \$3,640	2	6,290	2	6,290	1.5	4,049
Grade 6. Range \$2,650 to \$3,310	3	8,610	3	8,479	2.4	5,712
Grade 5. Range \$2,320 to \$2,980	7	18,022	6	15,971	6.7	14,980
Grade 4. Range \$2,100 to \$2,496	27.9	61,191	22.9	50,386	20.1	37,111
Grade 3. Range \$1,902 to \$2,298	27.8	55,384	26.3	52,054	21.6	36,153
Grade 2. Range \$1,704 to \$2,100	20	35,070	15	26,072	14.9	21,307
<b>Professional service:</b>						
Grade 7. Range \$7,175 to \$8,225:						
Chief of division	2	15,925	2	15,925	2.7	19,500
Chemist	1	7,963	1	7,892	1	7,000
Pharmacologist	1	7,963	1	7,892	1	7,000
Grade 6. Range \$6,230 to \$7,070:						
Chemist	4	27,020	4	26,696	4	23,500
Pharmacologist	2	13,300	2	13,243	2	11,600
Physiologist	2	12,460				
Toxicologist	1	6,830	1	6,819	1.8	10,800
Biophysicist	1	6,230	1	6,230		
Malariologist	0.8	5,274	0.8	5,274	0.5	4,620
Grade 5. Range \$5,180 to \$6,020:						
Bacteriologist	3	18,060	3	17,833	3	15,600
Zoologist	3	17,010	3	16,840	3.5	16,708
Chemist	3	16,800	3	16,743	3	14,342
Psychophysicist	2	10,780	1	5,487	1	4,800
Physicist	1.8	9,980	1.8	9,980	3	15,177
Entomologist	1	5,600	1	5,543	1	4,800
Pharmacologist	1	5,600	0.5	2,695		
Toxicologist	1	5,180				
Physiologist			0.8	4,380	1	5,767
Acting assistant surgeon					0.3	1,533
Grade 4. Range \$4,300 to \$5,180:						
Bacteriologist	13	57,880	5	23,421	5.1	20,002
Chemist	8.8	38,896	4	17,901	3	11,583
Pharmacologist	5	22,380	3	13,585	3.2	12,344
Zoologist	4	17,860	1	4,901	1	4,200
Physiologist	4	17,640	1	4,740	1	4,000
Cytologist	2.4	11,200	2	9,252	1.7	7,050
Biologist	1	4,300				
Toxicologist	2	8,600				
Research associate	1	4,960	1	4,901	1	4,200
Biological engineer	1	4,630	1	4,630	1	4,000
Physicist	0.4	1,940				
Biochemist	1	4,300				
Biometrician	1	4,300				
Entomologist	1	4,300	1	4,300		
Legal aide	1	4,300	0.7	3,010		
Malacologist	1	4,300				
Grade 3. Range \$3,640 to \$4,300:						
Chemist	11	42,152	5.5	21,547	5.9	19,708
Physiologist	5.8	21,288	1	3,750	0.9	2,933
Bacteriologist	6	22,720	4	15,363	3.3	10,928
Zoologist	4	15,440	4	15,393	2.7	8,976
Technologist	3	11,690	4	15,435	3	10,100
Toxicologist	3	10,920				
Mechanical engineer	2.8	10,580	1.8	6,940	1	3,300
Physicist	2	7,390				
Librarian	1	3,970	1	3,886	1	3,325
Editor	1	3,860	1	3,860	1	3,300
Medical artist	1	3,750	1	3,750	1	3,155
Biometrician	1	3,640				
Entomologist					1	3,225
Cytologist					0.2	850
Grade 2. Range \$2,980 to \$3,640	33.2	101,998	18.3	56,272	12.3	32,683
Grade 1. Range \$2,320 to \$2,980	25.4	62,556	14.8	35,880	15.1	30,749
<b>Subprofessional service:</b>						
Grade 8. Range \$2,980 to \$3,640	4	12,910	4	12,608	3.6	9,895
Grade 7. Range \$2,650 to \$3,310	2	5,850	2	5,756	2.7	6,457
Grade 6. Range \$2,320 to \$2,980	31	78,058	25.5	64,556	24	51,263
Grade 5. Range \$2,100 to \$2,496	48.8	105,586	34.7	75,243	28.8	52,777
Grade 4. Range \$1,902 to \$2,298	75.3	147,306	42.6	83,584	28.5	46,864

By objects	Obligations					
	Estimate, 1947		Estimate, 1946		Actual, 1945	
	Man-years	Total salary	Man-years	Total salary	Man-years	Total salary
<b>PERSONAL SERVICES, FIELD—continued</b>						
<b>Subprofessional service—Continued</b>						
Grade 3. Range \$1,704 to \$2,100	57	\$102,001	42	\$74,804	40.6	\$59,622
Grade 2. Range \$1,572 to \$1,968	96.7	158,147	88.9	144,856	76.7	102,009
Grade 1. Range \$1,440 to \$1,836	1	1,440			0.1	100
<b>Crafts, protective, and custodial service:</b>						
Grade 10. Range \$2,980 to \$3,640	2	6,840	2	6,780	2	5,750
Grade 9. Range \$2,650 to \$3,310	1	2,980	1	2,920	1	2,450
Grade 8. Range \$2,320 to \$3,200	8	21,420	3	8,720	3	7,385
Grade 7. Range \$2,364 to \$2,870	12.4	30,704	11	27,117	9.6	19,817
Grade 6. Range \$2,166 to \$2,562	29.8	66,597	22.8	51,311	17.1	32,947
Grade 5. Range \$1,968 to \$2,364	8.2	18,049	7	14,489	6.4	11,085
Grade 4. Range \$1,770 to \$2,166	41.8	77,959	39	72,365	35.7	55,048
Grade 3. Range \$1,572 to \$1,902	24.8	41,124	22.5	37,032	21.1	28,179
Grade 2. Range \$1,440 to \$1,770	41	60,739	25.4	37,716	20.1	24,284
<b>Commissioned officers (reserve, active duty):</b>						
Surgeon	7	36,657	5.7	30,033	3.6	21,044
Sanitarian	2	11,428	2	11,428	1	5,443
Dental surgeon	1	5,116				
Senior assistant surgeon	6	24,448	1.3	5,344	0.8	2,853
Senior assistant nurse officer	1	3,554				
Assistant nurse officer	4	11,888	2	5,944		
Assistant sanitarian	1	2,978				
Assistant surgeon	1	2,500			0.2	496
<b>Total permanent, field</b>						
	778.9	1,667,981	567.6	1,395,349	492.6	1,045,455
<b>Temporary employment, field</b>						
Part-time employment, field	1.5	2,556	1.5	2,556		
W. A. E. employment, field	4.9	8,468	2.2	3,661	2.5	3,654
\$1-per-year employment, field	4.2	10,381	3.1	8,317	2.6	6,127
Overtime pay, field	13	13	13	13	13	13
Additional compensation, field		180		37,189		204,575
Night-work differential, field		6,738		6,006		190
<b>All personal services, field</b>						
	802.5	1,996,257	587.4	1,453,271		1,260,014
Deduct quarters and subsistence furnished		2,220		2,220		2,106
01 Personal services (net)	802.5	1,994,037	587.4	1,451,051		1,257,908
<b>OTHER OBLIGATIONS</b>						
03 Transportation of things		6,638		6,255		10,625
04 Communication services		11,129		11,084		11,211
05 Rents and utility services		55,965		36,600		39,260
07 Other contractual services		129,824		62,924		23,617
08 Supplies and materials		204,274		238,321		250,827
09 Equipment		168,580		133,119		158,484
11 Grants, subsidies, and contributions		1,734,000		917,000		
<b>Total other obligations</b>						
		2,310,420		1,395,303		494,024
<b>Grand total obligations</b>						
		4,304,457		2,846,354		1,751,932
Reimbursements for services performed		-21,457		-46,457		-42,756
Transferred to—						
"Salaries and miscellaneous expenses, Public Health Service"				+17,758		+18,191
"Pay, etc., commissioned officers, Public Health Service"				+68,220		+68,220
Received by transfer from "Salaries and expenses, National Institute of Health, Public Health Service"						-1,795,608
Excess of obligations over appropriation due to Public Law 106				-247,875		
<b>Total estimate or appropriation</b>						
		4,283,000		2,638,000		
<b>BY PROJECTS OR FUNCTIONS</b>						
1. Division of infectious diseases		\$380,031		\$232,493		\$193,407
2. Rocky Mountain laboratory		358,818		355,805		311,303
3. Division of physiology		353,873		216,824		169,084
4. Pathology laboratory		46,845		46,682		28,027
5. Biologics control laboratory		68,472		70,008		66,581
6. Chemistry laboratory		53,431		51,221		44,859
7. Zoology laboratory		169,963		95,552		67,469
8. Industrial hygiene research laboratory		327,702		143,593		122,173
9. General		206,297		199,476		175,096
10. Buildings and grounds		328,652		289,028		232,243
11. Administrative expenses		144,280		147,108		136,535
12. Grants-in-aid		1,734,000		917,000		
13. Administration of grants-in-aid		43,093		24,175		
14. Research fellows		100,000		19,200		
15. Overtime pay				37,189		204,575
<b>Grand total obligations</b>						
		4,304,457		2,846,354		1,751,932
Adjustments (see objects schedule for detail)		-21,457		-208,354		-1,751,932
<b>Total estimate or appropriation</b>						
		4,283,000		2,638,000		

**Operating Expenses, National Cancer Institute, Public Health Service—**

National Cancer Institute, operating expenses: To carry out the purposes of title IV of the Act, [\$490,000] \$1,772,000. (Act of July 3, 1945, Public Law 124.)

Estimate 1947, \$1,772,000                      Appropriated 1946, \$490,000

By objects	Obligations					
	Estimate, 1947		Estimate, 1946		Actual, 1945	
	Man-years	Total salary	Man-years	Total salary	Man-years	Total salary
<b>PERSONAL SERVICES, FIELD</b>						
Clerical, administrative, and fiscal service:						
Grade 9. Range \$3,640 to \$4,300.						
Information specialist.....	1	\$3,750	1	\$3,746		
Grade 8. Range \$3,310 to \$3,970						\$3,050
Grade 7. Range \$2,980 to \$3,640	1	3,090	1	2,993	0	217
Grade 6. Range \$2,320 to \$2,980	3	7,070	1	2,337	1	2,166
Grade 5. Range \$2,100 to \$2,496	7	14,832	2	4,271	2	4,841
Grade 3. Range \$1,602 to \$2,298	11	21,186	4	7,814	4	9,958
Grade 2. Range \$1,704 to \$2,100	2	6,430	2	6,430	1	1,515
Professional service:						
Grade 6. Range \$6,230 to \$7,070:						
Chemist.....	3	19,110	1	6,650	1	5,800
Biologist.....	1	6,650	1	6,650	1	5,800
Cytologist.....	1	6,230	1	6,230	0	2,800
Epidemiologist.....	1	6,230				
Nutrition specialist.....	1	6,230				
Physicist.....	1	6,230				
Statistician.....	1	6,230				
Virus specialist.....	1	6,230				
Grade 5. Range \$5,180 to \$6,020:						
Pathologist.....	11	56,980				
Chemist.....	9	49,350	5	28,447	5	24,500
Cytologist.....	7	36,470	1	5,269	1.5	6,967
Physicist.....	2	12,040	2	12,040	2	10,600
Histopathologist.....	2	10,300				
Pharmacologist.....	2	10,300				
Statistician.....	2	10,300				
Physiologist.....	1	5,000	1	5,000	1	4,800
Biologist.....	1	5,390	1	5,333	1	6,520
Bacteriologist.....	1	5,180				
Geneticist.....	1	5,180	1	5,180	0.5	2,492
Parasitologist.....	1	5,180				
Grade 4. Range \$4,300 to \$5,180:						
Statistician.....	2	8,600				
Chemist.....	1	4,520	1	4,520	1	3,900
Pharmacologist.....	1	4,520	1	4,520	1	3,900
Geneticist.....					0.5	1,742
Grade 3. Range \$3,640 to \$4,300:						
Editor-writer.....	1	4,080	1	4,021	1	3,450
Chemist.....	1	3,750	1	3,691	0.6	1,867
Grade 2. Range \$2,980 to \$3,640	2	5,900			0.4	1,125
Grade 1. Range \$2,320 to \$2,980	11	27,299	11	26,747	9	18,878
Subprofessional service:						
Grade 8. Range \$2,980 to \$3,640	2	6,620	1	3,640	1	3,150
Grade 6. Range \$2,320 to \$2,980	13	31,480	5	12,843	5	10,615
Grade 5. Range \$2,100 to \$2,496	39	82,714	8	17,566	8	15,510
Grade 4. Range \$1,902 to \$2,298	16	32,340	16	31,972	12	22,298
Grade 3. Range \$1,704 to \$2,100	46	81,019	23	41,281	23	34,603
Grade 2. Range \$1,572 to \$1,968	17	27,978	13	21,334	12	16,372
Crafts, protective, and custodial service:						
Grade 8. Range \$2,540 to \$3,200	1	2,650	1	2,650	1	2,200
Grade 7. Range \$2,364 to \$2,870	2	4,860	2	4,787	0	1,785
Grade 6. Range \$2,166 to \$2,562	1	2,298	1	2,298	2	1,992
Grade 5. Range \$1,968 to \$2,364	3	6,168	3	6,168	2	4,512
Grade 4. Range \$1,770 to \$2,166	4	7,410	4	7,381	4	6,332
Grade 3. Range \$1,572 to \$1,968	8	14,364	8	14,364	8	11,445
Grade 2. Range \$1,410 to \$1,770	3	4,518	3	4,424	3	4,395
Commissioned officers (reserve, active duty):						
Senior surgeon.....	3	17,644				
Surgeon.....	4	20,108				
Passed assistant surgeon.....	2	8,102	2	8,102	1	4,753
Assistant surgeon.....	3	9,930				
Total permanent, field.....	263	748,880	132	329,299	126	326,050
W. A. E. employment, field.....	1	9,600	0	2,200	0	1,760
\$1-per-year employment, field.....	17	17	17	17	17	17
Overtime pay, field.....				8,397		54,326
Night-work differential, field.....		665		665		
<b>01 Personal services (net).....</b>	<b>281</b>	<b>7,759,162</b>	<b>149</b>	<b>9,340,578</b>	<b>143</b>	<b>7,323,153</b>
<b>OTHER OBLIGATIONS</b>						
03 Transportation of things.....		696		696		373
04 Communication services.....		1,529		1,529		1,484
05 Rents and utility services.....		3,000		3,000		2,960
07 Other contractual services.....		383,958		73,958		58,716
08 Supplies and materials.....		36,087		18,716		34,491
09 Equipment.....		85,568		32,254		51,305
11 Grants, subsidies, and contributions.....		500,000		76,000		85,028
Total other obligations.....		1,010,838		206,153		234,357
Grand total obligations.....		1,770,000		546,731		557,510
Transferred to—						
Operating expenses, National Cancer Institute, Public Health Service (transfer to Commerce, Standards).....		+2,000		+2,000		
Maintenance, National Cancer Institute, Public Health Service (transfer to Commerce, Standards).....						+2,000
Received by transfer from "Maintenance, National Cancer Institute, Public Health Service".....						-561,000
Excess of obligations over appropriation due to Public Law 106.....				-58,731		
Estimated savings, unobligated balance.....						1,490
Total estimate or appropriation.....		1,772,000		490,000		
<b>BY PROJECTS OR FUNCTIONS</b>						
1. Research into cancer, diagnosis and treatment.....		\$718,511		\$280,682		\$273,393
2. Clinical research center.....		60,478		13,390		6,440

By projects or functions	Obligations		
	Estimate, 1947	Estimate, 1946	Actual, 1945
3. Research fellows.....	\$78,000	\$28,000	\$24,052
4. Trainees.....	300,000	40,000	29,033
5. National advisory cancer council.....	11,000	3,600	2,262
6. Grants-in-aid.....	700,000	75,000	85,028
7. Administrative expenses.....	41,559	36,406	31,211
8. Custodial.....	69,452	60,256	51,765
9. Overtime pay.....		8,397	54,326
Grand total obligations.....	1,770,000	546,731	557,510
Adjustments (see objects schedule for detail).....	+2,000	-56,731	-557,510
Total estimate or appropriation.....	1,772,000	490,000	

**Pay, Etc., Commissioned Officers, Public Health Service—**

Commissioned officers, pay, and so forth: For pay, uniforms and subsistence allowances, increased allowances for foreign service and commutation of quarters for not to exceed [nine hundred and two] one thousand and twenty-one regular active commissioned officers; for retired pay of regular and reserve commissioned officers; and for six months' death gratuity pay and burial payments for regular commissioned officers, [\$4,586,200; *Provided*, That for purposes of pay and pay period the officers appointed to grades above that of senior assistant pursuant to authority contained in the First Supplemental Appropriation Act, 1945, under the heading "Tuberculosis" shall be considered as having had on the date of appointment service equal to that of the junior officer of the grade to which appointed] \$5,267,300, 137 U. S. C.; 12 U. S. C. 206, 210, 212, 213, 214; Act of July 3, 1945, Public Law 124.)

Estimate 1947, \* \$5,267,300      Appropriated 1946, \$4,586,200

\* Includes \$317,223 previously carried under the following appropriations:

"Control of tuberculosis, Public Health Service".....	\$3,411
"Hospitals and medical care, Public Health Service".....	214,893
"Control of venereal diseases, Public Health Service".....	30,699
"Operating expenses, National Institute of Health, Public Health Service".....	68,220

For comparative purposes the amounts provided for 1945 and 1946 are shown in the schedule as transfers.

By objects	Obligations					
	Estimate, 1947		Estimate, 1946		Actual, 1945	
	Man-years	Total salary	Man-years	Total salary	Man-years	Total salary
<b>Commissioned officers (active duty):</b>						
<b>Medical:</b>						
Surgeon General.....	1	\$9,951	1	\$9,951	1	\$9,951
Deputy Surgeon General.....	1	7,951	1	8,451	1	9,951
Assistant Surgeon General.....	8	62,168	8	62,168	8	62,089
Medical director.....	86	631,334	85	613,173	85	610,116
Senior surgeon.....	107	648,422	92	565,629	85	514,520
Surgeon.....	241		208		184	
		1,165,496		1,051,536		886,954
Senior assistant surgeon.....	155	623,390	179	712,959	153	535,540
Assistant surgeon.....	108	350,486	120	405,895	197	957,724
<b>Dental:</b>						
Dental director.....	8	54,290	5	33,872	1	7,340
Senior dental surgeon.....	26	158,593	25	153,390	23	137,138
Dental surgeon.....	27	140,302	31	156,849	31	157,107
Senior assistant dental surgeon.....	11	43,777	11	43,376	4	13,993
Assistant dental surgeon.....	13	44,343	13	44,343		
<b>Sanitary engineer:</b>						
Sanitary engineer director.....	11	87,961	8	61,232	8	60,109
Senior sanitary engineer.....	9	56,487	12	78,806	12	77,372
Sanitary engineer.....	14	70,966	12	63,911	8	38,860
Senior assistant sanitary engineer.....	12	49,584	15	61,894	11	44,168
Assistant sanitary engineer.....	8	27,288	1	3,411		
<b>Pharmacist:</b>						
Senior pharmacist.....	2	15,902	2	15,390		
Pharmacist.....					2	15,109
<b>Scientist:</b>						
Scientist director.....	1	7,751	1	7,634		
Scientist.....	4	21,906	4	21,856		
Assistant scientist.....	15	51,165	11	37,521		
<b>Nurse:</b>						
Nurse director.....	1	6,116	1	6,115		
Senior nurse.....	3	16,622	3	16,621		
Nurse.....	9	43,762	9	43,762		
Senior assistant nurse.....	43	139,873	24	87,983		
Assistant nurse.....	67	226,360	86	277,816		
Junior assistant nurse.....	20	54,645	20	54,645		
<b>Dietitian:</b>						
Senior assistant dietitian.....	4	12,117	2	6,887		
Assistant dietitian.....	1	3,411	3	8,642		
Junior assistant dietitian.....	1	2,595	1	2,596		
<b>Physical therapist:</b>						
Junior assistant physical therapist.....	1	3,031	1	3,031		
Total permanent (active duty).....	1,021	4,847,054	995	4,721,375	814	4,138,041
Additional pay for foreign service.....		35,655		33,155		28,441
Additional pay for flight duty.....		31,500		10,500		8,416
Death gratuity pay and burial expenses.....		24,000		24,000		12,060
All personal services (active duty).....	1,021	4,938,209	995	4,789,030	814	4,186,958

**PUBLIC HEALTH SERVICE—Continued**

**Pay, Etc., Commissioned Officers, Public Health Service—Con.**

By objects	Obligations					
	Estimate, 1947		Estimate, 1946		Actual, 1945	
	Man-years	Total salary	Man-years	Total salary	Man-years	Total salary
Commissioned officers (retired):						
Surgeon General.....	1	\$6,000	1	\$6,000	1	\$6,000
Medical director.....	54	229,116	48	208,575	44	193,688
Sanitary engineer director.....	3	10,800	2	8,550	2	8,550
Pharmacist director.....	1	4,500	1	4,500	1	4,500
Senior surgeon.....	6	24,525	6	24,525	6	20,775
Senior dental surgeon.....	2	7,219	2	7,219	2	7,219
Surgeon.....	13	42,750	13	42,750	13	42,750
Pharmacist.....	1	3,937	1	3,938	1	3,937
Senior assistant surgeon.....	61	155,310	26	50,310	6	14,310
Senior assistant dental surgeon.....	2	3,870	2	3,870	2	3,870
Senior assistant pharmacist.....	2	6,750	2	6,750	2	7,366
Assistant dental surgeon.....	1	1,575	1	1,575	1	1,575
Total salaries (retired).....	147	496,352	105	368,562	81	314,540
01 Personal services (net).....	1,168	5,434,561	1,100	5,157,592	895	4,501,498
Reimbursements for services performed.....		-60,378		-147,286		-143,754
Received by transfer from—						
“Medical and hospital service, penal institutions, Department of Justice”.....		-106,883		-106,883		-106,883
“Expenses, division of venereal diseases, Public Health Service”.....						-169,500
“Emergency health and sanitation activities, Public Health Service (national defense)”.....						-77,563
“Pay of personnel and maintenance of hospitals, Public Health Service”.....						-407,261
“Expenses, division of mental hygiene, Public Health Service”.....						-13,644
“Foreign quarantine service, Public Health Service”.....						-20,466
“Salaries and expenses, National Institute of Health, Public Health Service”.....						-135,932
“Expenses, States relations division, Public Health Service”.....						-132,521
“Control of tuberculosis, Public Health Service”.....						-3,411
“Hospitals and medical care, Public Health Service”.....						-214,893
“Control of venereal diseases, Public Health Service”.....						-30,699
“Operating expenses, National Institute of Health, Public Health Service”.....						-68,220
Net total obligations.....		5,267,300		4,586,200		2,887,719
Estimated savings, unobligated balance.....						50,000
Total estimate or appropriation.....		5,267,300		4,586,200		2,937,719
<b>BY PROJECTS OR FUNCTIONS</b>						
1. Salaries and miscellaneous expenses.....		\$198,302		\$197,337		\$210,894
2. Operating expenses, National Institute of Health.....		367,585		365,795		365,201
3. Operating expenses, National Cancer Institute.....		9,673		9,626		10,287
4. Hospitals and medical care.....		1,968,512		1,958,929		1,579,111
5. Foreign quarantine service.....		120,916		120,327		128,592
6. Control of communicable diseases.....		111,243		110,701		118,305
7. Assistance to States, general.....		570,724		462,058		293,190
8. Control of tuberculosis.....		385,951		385,048		232,040
9. Control of venereal diseases.....		280,525		279,159		293,190
10. Industrial hygiene investigations.....		58,040		57,758		51,437
11. Services for other organizations.....		865,758		842,292		884,714
12. Retired pay.....		496,352		368,562		314,540
Grand total obligations.....		5,434,561		5,157,592		4,501,498
Adjustments (see objects schedule for detail).....		-167,261		-571,392		-1,563,779
Total estimate or appropriation.....		5,267,300		4,586,200		2,937,719

**Training for Nurses, Public Health Service (National Defense)—**

Training for nurses (national defense): For carrying out the purposes of the Act of June 15, 1943 (Public Law 74, Seventy-eighth Congress, as amended), \$59,957,000, of which not to exceed \$788,255 shall be available for administrative expenses, including printing and binding; and travel: *Provided*, That this appropriation is hereby made available for transfer to and consolidation with appropriations of Saint Elizabeths and Freedmen's Hospitals, in such amounts as may be deemed necessary by the Federal Security Administrator, to cover the cost of items furnished to student nurses in training under plans approved for such hospitals in accordance with the Act of June 15, 1943 (Public Law 74), as amended. (Act July 3, 1945, Public Law 124.)

Appropriated 1946, \$59,957,000

By objects	Obligations						
	Estimate, 1947		Estimate, 1946		Actual, 1945		
	Man-years	Total salary	Man-years	Total salary	Man-years	Total salary	
<b>PERSONAL SERVICES, DEPARTMENTAL</b>							
Professional service:							
Grade 7. Range \$7,175 to \$8,225:							
Director.....					0.1	\$650	
Grade 6. Range \$6,230 to \$7,070:							
Associate director.....					1.0	5,600	
Grade 5. Range \$5,180 to \$6,020:							
Area director.....			1	\$5,180	1.7	7,820	
Public health nursing consultant.....					0.5	2,300	
Grade 4. Range \$4,300 to \$5,180:							
Chief, statistical unit.....			1	4,300	0.5	1,900	
Nurse education consultant.....			1	4,300	1.5	5,700	
Grade 3. Range \$3,640 to \$4,300:							
Chief, statistical unit.....					0.5	1,600	
Nurse education consultant.....			2	7,280	3	9,600	
Clerical, administrative, and fiscal service:							
Grade 12. Range \$5,180 to \$6,020:							
Chief, management section.....			1	5,180	1	4,600	
Assistant chief, personnel.....			0.5	2,590			
Chief, recruitment and public relations.....			0.3	1,727	1	4,600	
Principal liaison officer.....					0.5	2,300	
Grade 11. Range \$4,300 to \$5,180:							
Chief, fiscal and audit unit.....			1	4,300	1	3,800	
Associate chief, recruitment and public relations.....			1	4,300	1	3,800	
Grade 10. Range \$3,970 to \$4,630:							
Chief, administrative operations unit.....			0.8	3,176			
Auditor, postgraduate program.....			0.7	2,779			
Grade 9. Range \$3,640 to \$4,300:							
Chief, administrative operations unit.....			0.2	728	1	3,200	
Public information specialist.....			0.7	2,427	4	12,800	
Chief, institutional budget unit.....			0.7	2,548			
Assistant chief, fiscal and audit unit.....			0.7	2,548			
Grade 7. Range \$2,980 to \$3,640:							
Grade 6. Range \$2,650 to \$3,310:							
Grade 5. Range \$2,320 to \$2,980:							
Grade 4. Range \$2,100 to \$2,496:							
Grade 3. Range \$1,902 to \$2,298:							
Grade 2. Range \$1,704 to \$2,100:							
Crafts, protective, and custodial service:							
Grade 3. Range \$1,572 to \$1,902:					1.5	2,358	
Grade 2. Range \$1,440 to \$1,770:					0.5	720	
Commissioned officers (reserve, active duty):							
Nurse director.....						0.9	5,504
Senior nurse officer.....						1.4	7,106
Nurse officer.....						0.9	3,613
Senior assistant nurse officer.....						1.1	3,851
Total permanent, departmental.....			68	2,166,753	63	7,159,668	
Overtime pay, departmental.....				4,603		28,517	
All personal services, departmental.....			68	2,171,356	63	7,188,185	
<b>PERSONAL SERVICES, FIELD</b>							
Professional service:							
Grade 4. Range \$4,300 to \$5,180:							
Nurse education consultant.....			2	9,660	4	15,200	
Grade 3. Range \$3,640 to \$4,300:							
Nurse education consultant.....			2	7,280	1	3,200	
Grade 2. Range \$2,980 to \$3,640:							
Nurse recruitment specialist.....					1	2,600	
Clerical, administrative, and fiscal service:							
Grade 11. Range \$4,300 to \$5,180:							
Nurse recruitment specialist.....			0.7	2,867	2.1	7,980	
Chief auditor.....			1	4,300			
Grade 10. Range \$3,970 to \$4,630:							
Auditor.....			4	15,880	2.3	8,050	
Grade 9. Range \$3,640 to \$4,300:							
Auditor.....			19	69,160	7.3	23,360	
Nurse recruitment specialist.....			1	3,640	2.8	8,900	
Administrative assistant.....			0.6	2,184			
Grade 7. Range \$2,980 to \$3,640:							
Administrative assistant.....			0.7	2,086	2	5,200	
Grade 6. Range \$2,650 to \$3,310:							
Grade 5. Range \$2,320 to \$2,980:							
Grade 4. Range \$2,100 to \$2,496:							
Grade 3. Range \$1,902 to \$2,298:							
Grade 2. Range \$1,704 to \$2,100:							
Commissioned officers (reserve, active duty):							
Nurse officer.....					2.2	9,394	
Senior assistant nurse officer.....					0.5	1,778	
Passed assistant sanitarian.....					0.7	2,822	
Total permanent, field.....			59.9	174,557	43.4	117,794	
Overtime pay, field.....				3,729		22,421	
W. A. E. employment, field.....			0.8	2,800	0.9	2,905	
All personal services, field.....			60.7	181,086	44.3	143,120	
01 Personal services (net).....			128.9	352,442	108	331,305	
<b>OTHER OBLIGATIONS</b>							
02 Travel.....				110,880		70,297	
03 Transportation of things.....				3,000		2,515	
04 Communication services.....				10,000		14,601	
05 Rents and utility services.....				9,000		6,453	
06 Printing and binding.....				30,000		37,665	
07 Other contractual services.....				88,500		256,129	
08 Supplies and materials.....				5,000		1,283	

By objects	Obligations		
	Estimate, 1947	Estimate, 1946	Actual, 1945
<b>OTHER OBLIGATIONS—continued</b>			
09 Equipment.....		\$1,000	\$11,999
11 Grants, subsidies, and contributions.....		43,724,678	61,068,287
Total other obligations.....		43,982,058	61,469,229
Grand total obligations.....		44,334,500	61,800,534
Transferred to—			
“Salaries and expenses, Freedmen’s Hospital, Federal Security Agency”.....		+40,000	+36,370
“Saint Elizabeths Hospital, Federal Security Agency”.....		+24,000	+19,870
“Miscellaneous expenses, Office of Administrator, Federal Security Agency”.....		+1,500	+1,500
Net total obligations.....		44,400,000	61,858,274
Estimated savings, unobligated balance.....		15,557,000	1,341,726
Total estimate or appropriation.....		59,957,000	63,000,000
<b>BY PROJECTS OR FUNCTIONS</b>			
1. Administration.....		\$601,490	\$681,309
2. Student nurse training (basic).....		42,465,678	59,206,739
3. Postgraduate courses.....		1,259,000	1,861,548
4. Overtime pay.....		8,332	50,938
Grand total obligations.....		44,334,500	61,800,534
Adjustments (see objects schedule for detail).....		+15,622,500	+1,199,466
Total estimate or appropriation.....		59,957,000	63,000,000

**Training for Nurses, Public Health Service—**

*Training for nurses: For continuing in training student nurses enrolled prior to October 16, 1945, under the provisions of the Act of June 15, 1943 (Public Law 74, as amended), \$16,713,000, of which not to exceed \$456,777 shall be available for administrative expenses, including printing and binding and travel: Provided, That this appropriation is hereby made available for transfer to and consolidation with appropriations of Saint Elizabeths and Freedmen’s Hospitals, in such amounts as may be deemed necessary by the Federal Security Administrator, to cover the cost of items furnished to student nurses in training under plans approved for such hospitals in accordance with said Act.*

Estimate 1947, **\$16,713,000**

By objects	Obligations		
	Estimate, 1947	Estimate, 1946	Actual, 1945
<b>PERSONAL SERVICES, DEPARTMENTAL</b>			
Professional service:			
Grade 4. Range \$4,300 to \$5,180:			
Chief, statistical unit.....	1	\$4,300	
Nurse education consultant.....	1	4,300	
Clerical, administrative, and fiscal service:			
Grade 12. Range \$5,180 to \$6,020:			
Chief, management section.....	1	5,180	
Grade 11. Range \$4,300 to \$5,180:			
Chief, fiscal and audit unit.....	1	4,300	
Grade 10. Range \$3,970 to \$4,630:			
Auditor, postgraduate program.....	1	3,970	
Grade 9. Range \$3,640 to \$4,300:			
Chief, administrative operations unit.....	1	3,970	
Assistant chief, fiscal and audit unit.....	1	3,640	
Grade 8. Range \$3,310 to \$3,970:			
Chief, institutional budget unit.....	1	3,310	
Grade 7. Range \$2,980 to \$3,640:			
.....	1	2,980	
Grade 6. Range \$2,650 to \$3,310:			
.....	1	2,650	
Grade 5. Range \$2,320 to \$2,980:			
.....	4	9,260	
Grade 4. Range \$2,100 to \$2,496:			
.....	10	21,000	
Grade 3. Range \$1,902 to \$2,298:			
.....	14	26,628	
Grade 2. Range \$1,704 to \$2,100:			
.....	5.4	9,262	
Crafts, protective, and custodial service:			
Grade 3. Range \$1,572 to \$1,902:			
.....	1	1,572	
Commissioned officers (reserve, active duty):			
Senior nurse officer.....	1	5,016	
Nurse officer.....	2	8,671	
Senior assistant nurse officer.....	3	10,650	
Total permanent, departmental.....	50.4	130,619	
<b>PERSONAL SERVICES, FIELD</b>			
Professional service:			
Grade 4. Range \$4,300 to \$5,180:			
Nurse education consultant.....	1	4,300	
Clerical, administrative, and fiscal service:			
Grade 11. Range \$4,300 to \$5,180:			
Chief auditor.....	2	8,600	
Grade 10. Range \$3,970 to \$4,630:			
Auditor.....	4	15,800	
Grade 9. Range \$3,640 to \$4,300:			
Auditor.....	24	87,360	

By objects	Obligations		
	Estimate, 1947	Estimate, 1946	Actual, 1945
<b>PERSONAL SERVICES, FIELD—continued</b>			
Clerical, administrative, and fiscal service—Continued:			
Grade 6. Range \$2,650 to \$3,310.....	2	\$5,300	
Grade 5. Range \$2,320 to \$2,980.....	4	9,260	
Grade 4. Range \$2,100 to \$2,496.....	11	23,100	
Grade 3. Range \$1,902 to \$2,298.....	8.1	15,366	
Commissioned officers (reserve, active duty):			
Nurse officer.....	5	21,677	
Senior assistant nurse officer.....	1	3,555	
Total permanent, field.....	62.1	194,338	
01 Personal services (net).....	112.5	324,957	
<b>OTHER OBLIGATIONS</b>			
02 Travel.....		79,920	
03 Transportation of things.....		900	
04 Communication services.....		5,000	
05 Rents and utility services.....		9,000	
06 Printing and binding.....		10,000	
07 Other contractual services.....		1,500	
08 Supplies and materials.....		4,500	
09 Equipment.....		700	
11 Grants, subsidies, and contributions.....		16,253,059	
Total other obligations.....		16,364,379	
Grand total obligations.....		16,689,336	
Transferred to—			
“Salaries and expenses, Freedmen’s Hospital, Federal Security Agency”.....		+15,364	
“Saint Elizabeths Hospital, Federal Security Agency”.....		+7,800	
“Miscellaneous expenses, Office of Administrator, Federal Security Agency”.....		+500	
Total estimate or appropriation.....		16,713,000	
<b>BY PROJECTS OR FUNCTIONS</b>			
1. Administration.....		\$436,277	
2. Student nurse training (basic).....		16,253,059	
Grand total obligations.....		16,689,336	
Adjustments (see objects schedule for detail).....		+23,664	
Total estimate or appropriation.....		16,713,000	

**Salaries and Miscellaneous Expenses, Public Health Service—**

Salaries and miscellaneous expenses: For the divisions and offices of the office of the Surgeon General and for miscellaneous and contingent expenses of the Public Health Service not appropriated for elsewhere, including the supervision of sanitary engineering and dental operations of the Public Health Service; maintenance and operation of the water and sanitary investigations station at Cincinnati, Ohio; surveys and investigations concerned with problems of pollution of the waters of lakes and rivers of the United States; collecting and compiling mortality, morbidity, and vital statistics; preparing information, articles, and publications related to public health; conducting studies and demonstrations in public health methods; nominal compensation of collaborating epidemiologists and others; purchase of [two] twenty passenger automobiles; and allowances for living quarters, including fuel, heat, and light, as authorized by the Act approved June 26, 1930 (5 U. S. C. 118 (a)); **[\$1,178,000] \$2,225,000.** (42 U. S. C. 203, 216, 241, 245, 247; Act of July 3, 1945, Public Law 124.)

Estimate 1947, **\$2,225,000**      Appropriated 1946, **\$1,178,000**

\* Includes \$126,897 previously carried under appropriations as follows:  
 “Control of tuberculosis, Public Health Service”..... \$10,423  
 “Hospitals and medical care, Public Health Service”..... 13,698  
 “Control of venereal diseases, Public Health Service”..... 14,337  
 “Operating expenses, National Institute of Health, Public Health Service”..... 17,758  
 “Foreign quarantine service, Public Health Service”..... 19,521  
 “Postwar planning, Public Health Service”..... 51,140  
 For comparative purposes the amounts provided for 1945 and 1946 are shown in the schedule as transfers.

By objects	Obligations		
	Estimate, 1947	Estimate, 1946	Actual, 1945
<b>PERSONAL SERVICES, DEPARTMENTAL</b>			
Clerical, administrative, and fiscal service:			
Grade 14. Range \$7,175 to \$8,225:			
Executive assistant.....	1	\$7,175	0.4 \$2,528
Grade 13. Range \$6,230 to \$7,070:			
Executive assistant.....			0.3 1,867
Personnel officer.....	1	6,230	0.5 3,115
Budget and fiscal officer.....	1	6,440	1 5,560

**PUBLIC HEALTH SERVICE—Continued**

**Salaries and Miscellaneous Expenses, Public Health Service—Continued**

By objects	Obligations				
	Estimate, 1947	Estimate, 1946	Actual, 1945		
<b>PERSONAL SERVICES, DEPARTMENTAL—COD.</b>					
Clerical, administrative, and fiscal service—Continued	Man-years	Total salary	Man-years	Total salary	
Grade 12. Range \$5,180 to \$6,020:					
Personnel officer			0.5	\$2,695	
Classification officer	1	\$5,180			
Employment officer	1	5,180			
Training officer	1	5,180			
Administrative officer	1	5,600	1	4,600	
Information specialist	1	5,180	0.9	4,375	
Health education specialist	1	5,390	1	4,700	
Grade 11. Range \$4,300 to \$5,180:					
Administrative officer	2	8,930	1	4,520	
Methods and procedures analyst	1	4,520	1	4,300	
Classification officer	1	4,520	1	4,300	
Classification analyst	1	4,410	0.8	3,440	
Employment analyst	1	4,300	0.9	3,570	
Counselor	1	4,300			
Information specialist	2	8,820	2	8,820	
Grade 10. Range \$3,970 to \$4,630:					
Assistant budget officer	1	4,190	1	4,190	
Administrative officer	1	4,410	1	3,900	
Chief clerk	1	4,630	1	4,100	
Grade 9. Range \$3,640 to \$4,300:					
Chief of appointments	1	3,750	1	3,640	
Classification analyst	1	3,640	0.9	3,276	
Classification officer				0.9	2,880
Personnel methods analyst	2	7,280	0.5	1,820	
Personnel assistant	6	22,610	3	11,063	
Administrative assistant	3	11,030	2	7,280	
Information specialist	6	22,390	6	22,224	
Special writer	1	4,300	1	4,300	
Photographic artist	1	3,860	1	3,860	
Visual information specialist	1	3,640	1	3,640	
Grade 8. Range \$3,310 to \$3,970:					
Grade 7. Range \$2,980 to \$3,640:					
Grade 6. Range \$2,650 to \$3,310:					
Grade 5. Range \$2,320 to \$2,980:					
Grade 4. Range \$2,100 to \$2,496:	128	279,118	96	209,550	
Grade 3. Range \$1,902 to \$2,298:	164	319,110	103.9	80.1	
Grade 2. Range \$1,704 to \$2,100:	62.7	106,973	38.1	71,889	
Professional service:					
Grade 7. Range \$7,175 to \$8,225:					
Chemist	1	7,963	1	7,895	
Statistician	1	7,963	1	7,895	
Grade 6. Range \$6,230 to \$7,070:					
Health educator	1	6,440	1	6,440	
Statistician	2	12,460	2	12,460	
Grade 5. Range \$5,180 to \$6,020:					
Dental officer	1	5,390	1	5,390	
Economic analyst	1	6,020	1	6,020	
Statistician	2	11,200	2	11,200	
Health education analyst	1	5,180			
Medical administration specialist	1	5,600	1	5,180	
Social science analyst	1	5,180	1	5,180	
Grade 4. Range \$4,300 to \$5,180:					
Statistician	5	21,720	5	21,720	
Acting assistant surgeon	1	4,300	1	4,300	
Psychophysiological	1	4,960	1	4,965	
Grade 3. Range \$3,640 to \$4,300:					
Public health analyst	1	3,750	1	3,750	
Social science analyst	1	3,750	1	3,722	
Statistician	3	11,030	3	10,920	
Health education analyst	1	3,640	1	3,750	
Grade 2. Range \$2,980 to \$3,640:					
Grade 1. Range \$2,320 to \$2,980:					
Subprofessional service:					
Grade 8. Range \$2,980 to \$3,640:					
Grade 6. Range \$2,320 to \$2,980:					
Crafts, protective, and custodial service:					
Grade 6. Range \$2,166 to \$2,562:					
Grade 3. Range \$1,572 to \$1,902:					
Grade 2. Range \$1,440 to \$1,770:					
Commissioned officers (reserve, active duty):					
Pharmacist	1	5,027	1	5,027	
Senior assistant pharmacist	1	3,991	1	3,991	
Total permanent, departmental	553.3	1,342,402	406.6	1,019,737	
Overtime pay, departmental				10,669	
All personal services, departmental	553.3	1,342,402	406.6	1,030,406	
<b>PERSONAL SERVICES, FIELD</b>					
Clerical, administrative, and fiscal service:					
Grade 7. Range \$2,980 to \$3,640:					
Grade 6. Range \$2,650 to \$3,310:					
Grade 5. Range \$2,320 to \$2,980:					
Grade 4. Range \$2,100 to \$2,496:					
Grade 3. Range \$1,902 to \$2,298:					
Grade 2. Range \$1,704 to \$2,100:					
Grade 1. Range \$1,506 to \$1,902:					
Professional service:					
Grade 7. Range \$7,175 to \$8,225:					
Chemist	1	7,000	1	7,000	
Statistician	1	7,000	1	7,000	

By objects	Obligations					
	Estimate, 1947		Estimate, 1946		Actual, 1945	
<b>PERSONAL SERVICES, FIELD—continued</b>						
Professional service—Continued	Man-years	Total salary	Man-years	Total salary	Man-years	Total salary
Grade 6. Range \$6,230 to \$7,070:						
Bacteriologist	1	\$6,860	1	\$6,650	1	\$6,000
Chemist	1	6,860	1	6,650	1	6,000
Public health engineer	1	6,230	1	6,230	0.8	4,666
Statistician					0.1	233
Medical administration specialist	1	6,230				
Grade 5. Range \$5,180 to \$6,020:						
Attorney	1	5,180				
Dental officer					1	4,600
Bacteriologist	1	5,390	1	5,180	1	4,599
Economic analyst					1	5,400
Biologist	1	5,180	1	5,180	0.8	4,000
Social science analyst					0.6	2,813
Public health engineer	2	10,360	1	5,180		
Health education specialist	2	10,570	1	5,290	1	4,600
Statistician	1	5,180			1.2	5,950
Grade 4. Range \$4,300 to \$5,180:						
Public health engineer	4	17,420	1	4,300	2	7,800
Biologist	1	4,300				
Bacteriologist	2	8,820	1	4,300	1	3,800
Chemist	3	13,120	1	4,500		
Health education consultant	5	21,940	2	8,765	1.4	5,333
Acting assistant surgeon					0.7	2,533
Psychophysiological					1	4,200
Statistician					3.1	11,959
Grade 3. Range \$3,640 to \$4,300:						
Health education consultant	2	7,390			0.6	1,867
Acting assistant surgeon					0.3	1,067
Bacteriologist	1	3,640	1	3,640	1	3,300
Public health analyst					0.8	2,684
Sanitarian	1	3,750				
Social science analyst					1	3,182
Chemist	4	14,560				
Statistician					3.3	11,483
Public health engineer	2	7,280				
Grade 2. Range \$2,980 to \$3,640:						
Grade 1. Range \$2,320 to \$2,980:						
Subprofessional service:						
Grade 8. Range \$2,980 to \$3,640:						
Grade 7. Range \$2,650 to \$3,310:						
Grade 6. Range \$2,320 to \$2,980:						
Grade 5. Range \$2,100 to \$2,496:						
Grade 4. Range \$1,902 to \$2,298:						
Grade 2. Range \$1,572 to \$1,902:						
Crafts, protective, and custodial service:						
Grade 6. Range \$2,166 to \$2,562:						
Grade 5. Range \$1,968 to \$2,364:						
Grade 4. Range \$1,770 to \$2,166:						
Grade 3. Range \$1,572 to \$1,902:						
Commissioned officers (reserve, active duty):						
Senior sanitary engineer	4	22,134	1	5,706	0.7	4,234
Sanitary engineer	2	10,654			1	5,317
Senior assistant sanitary engineer	7	27,937	3	11,973		
Senior assistant surgeon					1	4,101
Senior assistant sanitarian	4	15,964	3	11,973	5.8	23,150
Assistant sanitary engineer	1	3,411	2	6,822		
Senior surgeon	1	5,707			0.3	1,681
Surgeon	3	15,403	2	10,353	2.5	12,777
Assistant sanitarian	1	3,412	1	3,412	3.9	13,073
Unclassified	1	4,200	1	4,200	1	4,200
Total permanent, field	166	532,616	65	211,491	98.1	300,532
Part-time employment, field	0.5	852	0.5	852	0.4	540
W. A. E. employment, field					0.1	84
\$1-per-year employment, field	1,000	1,000	1,000	1,000	1,000	1,000
Allowance for quarters, heat, and light, field		10,400		2,600		2,609
Overtime pay, field				8,598		40,119
Additional compensation, field				1,116		950
All personal services, field	1,166.5	544,868	1,065.5	225,657	1,098.6	345,894
01 Personal services (net)	1,719.8	1,887,270	1,472.1	1,256,063	1,407.1	1,086,854
<b>OTHER OBLIGATIONS</b>						
03 Transportation of things		91,200		86,500		76,289
04 Communication services		19,700		13,500		12,982
05 Rents and utility services		15,900		6,500		2,442
07 Other contractual services		31,394		10,150		14,949
08 Supplies and materials		87,536		76,542		91,119
09 Equipment		94,159		18,300		20,332
Total other obligations		339,889		211,492		218,113
Grand total obligations	2,227.15	7,000,000	1,467.555	2,467,555	1,304.967	3,304,967
Reimbursements for services performed		-4,909		-4,908		-6,944
Transferred to "Miscellaneous expenses, Office of Administrator, Federal Security Agency"		+5,500		+5,000		+5,255
Received by transfer from—						
"Salaries and expenses, Freedmen's Hospital, Federal Security Agency"		-2,750		-2,750		-2,500
"Control of tuberculosis, Public Health Service"				-10,423		-8,584
"Hospitals and medical care, Public Health Service"				-13,698		-13,837
"Control of venereal diseases, Public Health Service"				-14,357		-4,471
"Operating expenses, National Institute of Health, Public Health Service"				-17,758		-18,191
"Foreign quarantine service, Public Health Service"				-19,521		-19,653



By objects	Obligations		
	Estimate, 1947	Estimate, 1946	Actual, 1945
Received by transfer from—Continued			
“Miscellaneous and contingent expenses, Public Health Service”			-\$210,000
“Salaries, Office of Surgeon General, Public Health Service”			-\$595,000
“Development of health facilities, Public Health Service”		-\$51,140	
“Emergency health and sanitation activities, Public Health Service (national defense)”			-\$83,603
“Expenses, States relations division, Public Health Service”			-\$29,900
“Salaries and expenses, National Institute of Health, Public Health Service”			-\$279,900
“Pay of personnel and maintenance of hospitals, Public Health Service”			-\$46,020
“Expenses, division of venereal diseases, Public Health Service”			-\$44,681
Excess of obligations over appropriation due to Public Law 106		-\$160,000	
Estimated savings, unobligated balance			53,062
Total estimate or appropriation	\$2,225,000	1,178,000	
<b>BY PROJECTS OR FUNCTIONS</b>			
1. Headquarters salaries	\$927,622	\$642,629	\$476,722
2. Sanitary engineering	584,519	208,892	186,385
3. Public health methods	487,132	390,235	291,979
4. Dental division	16,736	7,532	6,520
5. Miscellaneous and contingent expenses	211,150	199,000	179,519
6. Overtime pay		19,267	163,842
Grand total obligations	2,227,159	1,467,555	1,304,967
Adjustments (see objects schedule for detail)	-2,159	-289,555	-1,304,967
Total estimate or appropriation	2,225,000	1,178,000	

**Development of Health Facilities, Public Health Service—**

[Post-war planning] *Development of health facilities:* To enable the Surgeon General, either independently or in cooperation with public and private agencies, including individuals, to [plan post-war health and health facilities construction programs, \$317,000] make studies, investigations, and surveys and to furnish advisory assistance and consultative services regarding the need for, kind, location, design, construction, organization, equipment, operation, and administration of health and sanitation facilities, including the purchase of fifteen passenger automobiles, \$646,000. (42 U. S. C. 241; Act of July 3, 1945, Public Law 124.)

Estimate 1947, \* \$646,000      Appropriated 1946, \$317,000

\* Excludes \$51,140 transferred to “Salaries and miscellaneous expenses, Public Health Service.” For comparative purposes the amount provided for 1946 is shown in the schedule as a transfer.

By objects	Obligations					
	Estimate, 1947		Estimate, 1946		Actual, 1945	
<b>PERSONAL SERVICES, DEPARTMENTAL</b>						
Clerical, administrative, and fiscal service:	Man-years	Total salary	Man-years	Total salary	Man-years	Total salary
Grade 9. Range \$3,640 to \$4,300:						
Administrative officer	1	\$3,640	1	\$3,640	0.3	\$1,067
Information specialist	1	3,640	0.8	2,912		
Grade 7. Range \$2,980 to \$3,640:					0.5	1,350
Grade 5. Range \$2,320 to \$2,980:	3	6,960	2.7	6,264		
Grade 4. Range \$2,100 to \$2,496:	5.9	12,069	3	6,300	1.1	2,005
Grade 3. Range \$1,902 to \$2,298:	7.	13,314	6	11,412	4.4	7,062
Grade 2. Range \$1,704 to \$2,100:					0.4	612
Professional service:						
Grade 7. Range \$7,175 to \$8,225:						
Hospital architect	1	7,175	0.8	5,740		
Grade 6. Range \$6,230 to \$7,070:						
Hospital architect	2	12,460	1.8	11,214		
Statistician	2	12,460	1.8	11,214		
Grade 5. Range \$5,180 to \$6,020:						
Hospital architect	3	15,540	3	15,540	1.2	5,587
Hospital consultant	1	5,390	1	5,390		
Grade 4. Range \$4,300 to \$5,180:						
Hospital architect	1	4,300	1	4,300	2.3	8,867
Statistician	2	8,600	1.7	7,310		
Hospital program analyst	1	4,520	1	4,520		
Grade 3. Range \$3,640 to \$4,300:						
Hospital program analyst	3	10,920	2.4	8,756	1	3,167
Architect	1	3,640	1	3,640	0.6	1,933
Hospital consultant					1.2	3,833
Subprofessional service:						
Grade 8. Range \$2,980 to \$3,640:						
Commissioned officers (reserve, active duty):						
Senior sanitary engineer	1	5,706				
Engineer	2	9,361	1	5,026		
Senior assistant sanitary engineer	1	3,991				
Total permanent, departmental	39.9	146,666	30.9	115,840	13	35,483

By objects	Obligations					
	Estimate, 1947		Estimate, 1946		Actual, 1945	
<b>PERSONAL SERVICES, DEPARTMENTAL—con.</b>						
Overtime pay, departmental	Man-years	Total salary	Man-years	Total salary	Man-years	Total salary
				\$617		\$6,950
All personal services, departmental	39.9	\$146,666	30.9	116,457	13	42,433
<b>PERSONAL SERVICES, FIELD</b>						
Clerical, administrative, and fiscal service:						
Grade 3. Range \$1,902 to \$2,298:	36.7	69,803	4.5	8,559		
Professional service:						
Grade 6. Range \$6,230 to \$7,070:						
Hospital architect	6	37,350				
Grade 5. Range \$5,180 to \$6,020:						
Hospital management specialist	6	31,080				
Health organization specialist	6	31,080				
Commissioned officers (reserve, active duty):						
Surgeon	10	50,265	2	10,052		
Sanitary engineer	16	80,416	8.1	40,716		
Senior assistant sanitary engineer	32	127,712	8.1	32,328		
Unclassified	6.1	13,204	12.4	27,628		
Total permanent, field	118.8	440,940	35.1	119,283		
W. A. E. employment, field			0.6	3,900		
All personal services, field	118.8	440,940	35.7	123,183		
01 Personal services (net)	158.7	587,606	66.6	239,640	13	42,433
<b>OTHER OBLIGATIONS</b>						
03 Transportation of things		1,030		780		
04 Communication services		9,000		7,500		
05 Rents and utility services		5,000		4,000		
07 Other contractual services		6,790		1,500		
08 Supplies and materials		12,324		6,240		
09 Equipment		24,250		6,200		
Total other obligations		58,394		26,220		
Grand total obligations		646,000		265,860		42,433
Transferred to “Salaries and miscellaneous expenses, Public Health Service”				+51,140		
Received by transfer from “Emergency health and sanitation activities, Public Health Service (national defense)”						-42,433
Total estimate or appropriation		646,000		317,000		
<b>BY PROJECTS OR FUNCTIONS</b>						
1. Administration		\$7,309		\$3,640		
2. Hospital and related facilities		345,914		157,536		\$35,483
3. Sanitation facilities		292,777		104,067		
4. Overtime pay				617		6,950
Grand total obligations		646,000		265,860		42,433
Adjustments (see objects schedule for detail)				+51,140		-42,433
Total estimate or appropriation		646,000		317,000		

**Office of International Health Relations, Public Health Service—**

*Office of International Health Relations:* To enable the Surgeon General to coordinate and carry out the activities of the Public Health Service in connection with international health work and the Public Health Service mission to Liberia, including the purchase of two passenger automobiles, and not to exceed \$750 for entertainment of officials of other countries when specifically authorized by the Surgeon General, \$290,700. (42 U. S. C. 201, 241, 242, 247, 264, 265, 268-270.)

Estimate 1947, \$290,700

By objects	Obligations					
	Estimate, 1947		Estimate, 1946		Actual, 1945	
<b>PERSONAL SERVICES, DEPARTMENTAL</b>						
Clerical, administrative, and fiscal service:	Man-years	Total salary	Man-years	Total salary	Man-years	Total salary
Grade 9. Range \$3,640 to \$4,300:						
Administrative officer	1	\$3,640				
Grade 7. Range \$2,980 to \$3,640:						
Grade 4. Range \$2,100 to \$2,496:	3	6,300				
Professional service:						
Grade 6. Range \$6,230 to \$7,070:						
Assistant to chief of office	1	6,230				
Crafts, protective, and custodial service:						
Grade 4. Range \$1,770 to \$2,166:	1	1,770				
Commissioned officer (reserve, active duty):						
Senior surgeon	1	5,707				
Total permanent, departmental	8	26,627				
<b>PERSONAL SERVICES, FIELD</b>						
Clerical, administrative, and fiscal service:						
Grade 11. Range \$4,300 to \$5,180:						
Administrative assistant	1	4,300				

**PUBLIC HEALTH SERVICE—Continued**

**Office of International Health Relations, Public Health Service—Continued**

By objects	Obligations					
	Estimate, 1947		Estimate, 1946		Actual, 1945	
<b>PERSONAL SERVICES, FIELD—continued</b>						
Clerical, administrative, and fiscal service—Continued	Man-years	Total salary	Man-years	Total salary	Man-years	Total salary
Grade 9. Range \$3,640 to \$4,300:						
Instructor-foreman	1	\$3,640				
Grade 4. Range \$2,100 to \$2,496	1	2,100				
Crafts, protective and custodial service (Grade 8. Range \$1,540 to \$3,200)	1	2,540				
Commissioned officers (reserve, active duty):						
Senior surgeon	1	5,706				
Surgeon	1	5,178				
Dental surgeon	1	5,026				
Engineer	1	5,026				
Senior assistant engineer	1	3,991				
Assistant nurse officer	3	8,926				
Assistant sanitarian	1	2,975				
Junior assistant sanitarian	1	3,031				
Total permanent, field	14	52,437				
Temporary employment, field	366	105,600				
Additional pay for foreign service, field		5,693				
All personal services, field	380	163,730				
01 Personal services (net)	388	190,357				
<b>OTHER OBLIGATIONS</b>						
03 Transportation of things		5,000				
04 Communication services		1,500				
05 Rents and utility services		600				
07 Other contractual services		1,750				
08 Supplies and materials		52,173				
09 Equipment		39,320				
Total other obligations		100,343				
Total estimate or appropriation		290,700				
<b>BY PROJECTS OR FUNCTIONS</b>						
1. Office of International Health Relations		\$34,750				
2. Public Health Service mission to Liberia		255,950				
Total estimate or appropriation		290,700				

**Philippine Islands, Public Health Services—**

【Public health services, Philippine Islands: To enable the Surgeon General of the Public Health Service, fiscal year 1946, to assist the public-health organization of the Philippine Islands in reconstituting and reactivating public-health services and programs in the Philippine Islands, including personal services in the District of Columbia; personal services outside the District of Columbia without regard to the civil-service or classification laws; purchase, maintenance, repair, and operation of twenty-five passenger automobiles and ten aircraft; travel; printing and binding; purchase of supplies, materials, and equipment without regard to section 3709 of the Revised Statutes; and packing, unpacking, crating, uncrating, drayage, and transportation of personal effects of commissioned officers and transportation of their dependents on change of station; \$1,000,000.】 (Act of Dec. 28, 1945, Public Law 269.)

Appropriated 1946, \$1,000,000

By objects	Obligations					
	Estimate, 1947		Estimate, 1946		Actual, 1945	
<b>PERSONAL SERVICES, FIELD</b>						
Commissioned officers (reserve, active duty):	Man-years	Total salary	Man-years	Total salary	Man-years	Total salary
Senior surgeon			1.5	\$8,562		
Senior sanitary engineer			0.3	1,715		
Surgeon			1.5	7,537		
Sanitary engineer			0.3	1,507		
Engineer			0.3	1,507		
Unclassified			152.7	256,020		
Total permanent, field			186.6	276,848		
Additional pay for foreign service, field				1,260		
01 Personal services (net)			186.6	278,108		

By objects	Obligations		
	Estimate, 1947	Estimate, 1946	Actual, 1945
<b>OTHER OBLIGATIONS</b>			
02 Travel		\$41,000	
03 Transportation of things		30,000	
04 Communication services		3,500	
06 Printing and binding		4,250	
07 Other contractual services		6,700	
08 Supplies and materials		301,192	
09 Equipment		335,250	
Total other obligations		721,892	
Total estimate or appropriation		1,000,000	

**Traveling Expenses, Federal Security Agency (Transfer to Public Health Service)—**

By objects	Obligations		
	Estimate, 1947	Estimate, 1946	Actual, 1945
02 Travel			
Received by transfer from—			
“Traveling expenses, Federal Security Agency”	\$1,478,100	\$994,650	\$647,896
“Emergency health and sanitation activities, Public Health Service (national defense)”	-1,478,100	-994,650	-579,700
Estimated savings, unobligated balance			-111,650
Total estimate or appropriation			43,454

**Printing and Binding, Federal Security Agency (Transfer to Public Health Service)—**

By objects	Obligations		
	Estimate, 1947	Estimate, 1946	Actual, 1945
06 Printing and binding			
Reimbursements for services performed	\$278,100	\$176,200	\$167,329
Received by transfer from—			
“Printing and binding, Federal Security Agency”	-278,100	-176,200	-154,760
“Pay of personnel and maintenance of hospitals, Public Health Service”			-10,000
“Emergency health and sanitation activities, Public Health Service (national defense)”			-2,500
Estimated savings, unobligated balance			1,582
Total estimate or appropriation			

**Community Facilities, Defense Public Works, Office of Administrator, Federal Works Agency (Transfer to Federal Security Agency, Public Health Service)—**

By objects	Obligations		
	Estimate, 1947	Estimate, 1946	Actual, 1945
Transferred to “Control of venereal diseases, Public Health Service (national defense)”		\$44,000	\$1,561,962
Received by transfer from “Community facilities, defense public works, Office of Administrator, Federal Works Agency”		-44,000	-1,561,962
Total estimate or appropriation			

**Salaries and Expenses, Immigration and Naturalization Service (Transfer to Federal Security Agency, Public Health Service)—**

By objects	Obligations					
	Estimate, 1947		Estimate, 1946		Actual, 1945	
<b>PERSONAL SERVICES, FIELD</b>						
Clerical, administrative, and fiscal service:	Man-years	Total salary	Man-years	Total salary	Man-years	Total salary
Grade 4. Range \$2,100 to \$2,496					1	\$1,845
Subprofessional service:						
Grade 7. Range \$2,650 to \$3,310					0.8	1,782
Grade 6. Range \$2,320 to \$2,980					1	2,075
Grade 5. Range \$2,100 to \$2,496					4.3	9,096
Crafts, protective, and custodial service:						
Grade 2. Range \$1,440 to \$1,770					7.5	9,448



By objects	Obligations					
	Estimate, 1947		Estimate, 1946		Actual, 1945	
	Man-years	Total salary	Man-years	Total salary	Man-years	Total salary
<b>PERSONAL SERVICES, FIELD—continued</b>						
Commissioned officers (reserve, active duty):						
Surgeon				1	\$5,176	
Passed assistant surgeon				0.9	3,010	
Passed assistant dental surgeon				1	3,005	
Senior assistant nurse officer				0.3	914	
Assistant nurse officer				0.1	91	
Junior assistant nurse officer				0.4	1,078	
Total permanent, field				18.3	38,120	
Part-time employment, field				0.4	1,200	
Overtime pay, field					5,644	
All personal services, field				18.7	44,964	
Deduct quarters and subsistence furnished					1,254	
<b>01 Personal services (net)</b>				18.7	43,710	
<b>OTHER OBLIGATIONS</b>						
02 Travel						1,460
03 Transportation of things						152
07 Other contractual services						345
Total other obligations						1,957
Grand total obligations						45,667
Received by transfer from "Salaries and expenses, Immigration and Naturalization Service," Department of Justice						-51,000
Estimated savings, unobligated balance						5,333
Total estimate or appropriation						

**Maritime Training Fund, War Shipping Administration (Transfer to Federal Security Agency, Public Health Service)—**

By objects	Obligations					
	Estimate, 1947		Estimate, 1946		Actual, 1945	
	Man-years	Total salary	Man-years	Total salary	Man-years	Total salary
<b>PERSONAL SERVICES, DEPARTMENTAL</b>						
Clerical, administrative, and fiscal service:						
Grade 4. Range \$2,100 to \$2,496	2	\$4,332				
Grade 3. Range \$1,902 to \$2,298	1	1,992				
Total permanent, departmental	3	6,234				
Overtime pay, departmental		133				
All personal services, departmental			3	6,367		
<b>PERSONAL SERVICES, FIELD</b>						
<b>Professional services:</b>						
Grade 4. Range \$4,300 to \$5,180:						
Social welfare worker			0.7	2,977		
<b>Subprofessional service:</b>						
Grade 7. Range \$2,650 to \$3,310			0.1	72		
Grade 5. Range \$2,100 to \$2,496			5.7	12,608		
Grade 3. Range \$1,704 to \$2,100			0.1	301		
Commissioned officers (reserve, active duty):						
Senior surgeon			0.7	4,547		
Surgeon			20.7	105,312		
Dental surgeon			3.9	18,785		
Sanitarian			3	15,080		
Senior assistant surgeon			43.8	171,816		
Senior assistant dental surgeon			19.9	79,884		
Senior assistant sanitarian			6	23,080		
Senior assistant sanitary engineer			4.4	17,826		
Senior assistant nurse officer			1.6	6,927		
Assistant surgeon			8.9	31,934		
Assistant dental surgeon			13.2	45,284		
Assistant sanitarian			2.9	10,235		
Assistant nurse officer			1	2,975		
Junior assistant nurse officer			2.3	6,091		
Total permanent, field			138.9	555,734		
Overtime pay, field				3,296		
Night-work differential, field				91		
All personal services, field			138.9	559,091		
<b>01 Personal services (net)</b>			141.9	565,458		
<b>OTHER OBLIGATIONS</b>						
02 Travel						27,000
03 Transportation of things						21,641
04 Communication services						500
05 Utility services						1,600
07 Other contractual services						157,324
08 Supplies and materials						65,100
09 Equipment						7,000
Total other obligations						280,165
Grand total obligations						845,623

By objects	Obligations					
	Estimate, 1947		Estimate, 1946		Actual, 1945	
	Man-years	Total salary	Man-years	Total salary	Man-years	Total salary
Received by transfer from "Maritime training fund, War Shipping Administration"						
Estimated savings, unobligated balance						-900,000
						54,377
Total estimate or appropriation						

**Medical and Hospital Service, Penal Institutions (Transfer to Federal Security Agency, Public Health Service)—**

By objects	Obligations					
	Estimate, 1947		Estimate, 1946		Actual, 1945	
	Man-years	Total salary	Man-years	Total salary	Man-years	Total salary
<b>PERSONAL SERVICES, DEPARTMENTAL</b>						
Clerical, administrative, and fiscal service:						
Grade 7. Range \$2,980 to \$3,640	1	\$3,420	1	\$3,393	1	\$2,875
Grade 6. Range \$2,650 to \$3,310	1	2,870	1	2,787	1	2,325
Grade 5. Range \$2,320 to \$2,980	1	2,430	1	2,375	1	1,897
Grade 4. Range \$2,100 to \$2,496	1	2,166	1	2,166	1	1,800
Grade 3. Range \$1,902 to \$2,298	3	5,970	3	5,932	1.3	2,113
Grade 2. Range \$1,704 to \$2,100						0.1
Total permanent, departmental	7	16,856	7	16,653	5.4	11,054
W. A. E. employment, departmental					0.1	75
Overtime pay, departmental						2,400
All personal services, departmental	7	16,856	7	16,653	5.5	13,535
<b>PERSONAL SERVICES, FIELD</b>						
Clerical, administrative, and fiscal service:						
Grade 7. Range \$2,980 to \$3,640	3	9,490	3	9,463	2.4	6,510
Grade 4. Range \$2,100 to \$2,496	3	6,498	3	6,171	1.7	3,168
Grade 3. Range \$1,902 to \$2,298	1	1,998	1	1,946	6.2	16,095
Professional service:						
Grade 4. Range \$4,300 to \$5,180:						
Acting assistant surgeon	4	18,520	4	18,465	4.4	16,780
Psychophysicologist	1	4,300	1	4,300		
Psychologist	3	12,900	3	12,900		
Grade 3. Range \$3,640 to \$4,300:						
Acting assistant surgeon	2	7,940	2	7,831	2	6,950
Acting assistant dental surgeon	1	4,080	1	4,053	1.7	6,050
Psychophysicologist						3,375
Associate psychologist	3	10,920	3	10,920	2.2	7,335
Grade 2. Range \$2,980 to \$3,640	3	9,050	3	9,013	4.3	12,415
Grade 1. Range \$2,320 to \$2,980	2	4,750	2	4,695	0.2	356
Subprofessional service:						
Grade 8. Range \$2,980 to \$3,640						0.9
Grade 7. Range \$2,650 to \$3,310	26	70,110	26	70,001	6.6	16,562
Grade 6. Range \$2,320 to \$2,980	44	152,320	45	107,571	33.7	70,345
Grade 5. Range \$2,100 to \$2,496	13	30,150	13	29,906	17.5	33,174
Grade 4. Range \$1,902 to \$2,298	3	6,168	3	6,101	4.3	7,223
Grade 3. Range \$1,704 to \$2,100						0.8
Crafts, protective, and custodial service:						
Grade 10. Range \$2,980 to \$3,640	1	3,060	1	3,008	1	2,387
Grade 8. Range \$2,320 to \$2,980	4	10,820	3	8,330	2.5	5,771
Grade 7. Range \$2,084 to \$2,740	49	118,409	40	95,432	39.8	78,908
Grade 6. Range \$1,902 to \$2,298	107	232,256	83	181,786	82	142,395
Grade 5. Range \$1,704 to \$2,100						15.1
Grade 4. Range \$1,570 to \$2,100						1.6
Commissioned officers (reserve, active duty):						
Senior surgeon	1	4,967	1	4,913		
Surgeon	11	54,800	7	34,741	4.3	19,984
Dental surgeon	1	5,176	1	5,055	0.4	1,676
Sanitary engineer	1	5,177	1	5,073		
Senior assistant surgeon	26	102,550	25	98,755	16.4	62,084
Senior assistant dental surgeon	18	74,177	17	69,130	14.6	56,463
Senior assistant sanitarian	1	4,024				
Senior assistant sanitary engineer	1	2,952	1	2,911	1.5	4,753
Senior assistant nurse officer	7	23,986	7	23,066	1	3,718
Assistant surgeon			5	16,104	11.8	37,896
Assistant dental surgeon	5	17,056	6	21,106	5.8	18,971
Assistant sanitarian	1	3,511	1	3,411	1	3,411
Assistant nurse officer	1	2,256	1	2,256	0.5	1,534
Junior assistant sanitarian						0.4
Junior assistant nurse officer	2	5,191	2	5,191	0.2	418
Total permanent, field	360	1,020,549	316	888,189	289.8	670,226
Part-time employment, field	6.6	39,228	6.6	39,228	6.2	30,498
W. A. E. employment, field	1.6	3,380	1.6	3,380		
\$1-per-year employment, field	12	12	12	12	11	11
Overtime pay, field		13,609		100,758		102,157
Night-work differential, field		15,576		16,159		
All personal services, field	389.2		336.2		307	
Total, departmental and field	396.2		343.2		312.5	
Deduct quarters and subsistence furnished		1,109,204		1,065,004		816,427
		8,734		8,734		13,616
<b>01 Personal services (net)</b>	396.2		343.2		312.5	
		1,100,470		1,056,270		802,811
<b>OTHER OBLIGATIONS</b>						
02 Travel		7,000		7,000		8,100
03 Transportation of things		3,000		3,000		6,944
04 Communication services		100		100		160

PUBLIC HEALTH SERVICE—Continued

Medical and Hospital Service, Penal Institutions (Transfer to Federal Security Agency, Public Health Service)—Continued

By objects	Obligations		
	Estimate, 1947	Estimate, 1946	Actual, 1945
OTHER OBLIGATIONS—continued			
07 Other contractual services.....			\$689
08 Supplies and materials.....	\$45,625	\$45,625	15,000
Total other obligations.....	55,725	55,725	30,883
Grand total obligations.....	1,156,195	1,111,995	833,694
Received by transfer from "Medical and hospital service, penal institutions," Department of Justice.....	-1,156,195	-1,111,995	-839,975
Estimated savings, unobligated balance.....			6,281
Total estimate or appropriation.....			

BY PROJECTS OR FUNCTIONS			
1. Administrative office, Washington, D. C.....	\$32,133	\$31,826	\$28,165
2. United States penitentiary, Alcatraz, Calif.....	23,982	20,773	14,562
3. Federal reformatory for women, Alderson, W. Va.....	42,240	41,907	28,344
4. Federal correctional institution, Ashland, Ky.....	25,319	22,971	18,327
5. United States penitentiary, Atlanta, Ga.....	55,711	52,284	41,146
6. Columbia prison camp, Benton City, Wash.....	5,129	5,129	3,254
7. Federal reformatory, Chillicothe, Ohio.....	40,377	37,902	23,981
8. Federal correctional institution, Danbury, Conn.....	19,216	16,890	13,241
9. Federal reformatory, El Reno, Okla.....	35,952	33,433	21,397
10. Federal correctional institution, Englewood, Colo.....	16,535	14,169	13,598
11. Federal correctional institution, La Puna, Tex.....	16,568	14,220	10,555
12. United States penitentiary, Leavenworth, Kans.....	48,712	46,267	30,138
13. United States penitentiary, Lewisburg, Pa.....	45,349	40,975	32,768
14. United States penitentiary, McNeil Island, Wash.....	30,660	28,187	19,681
15. Federal correctional institution, Milan, Mich.....	15,751	13,431	8,391
16. Federal prison camp, Mill Point, W. Va.....	5,628	5,628	4,145
17. Federal prison camp, Montgomery, Ala.....	8,169	8,142	6,534
18. Natural Bridge camp, Greenlee, Va.....	4,930	4,893	2,621
19. Federal detention headquarters, New York, N. Y.....	19,178	15,692	10,650
20. Federal reformatory, Petersburg, Va.....	22,854	20,449	14,553
21. Federal correctional institution, Sandstone, Minn.....	24,639	20,938	12,650
22. Federal correctional institution, Seagrville, Tex.....	31,828	31,582	
23. Medical center for Federal prisoners, Springfield, Mo.....	455,883	378,586	302,786
24. Federal correctional institution, Tallahassee, Fla.....	24,551	21,569	9,889
25. United States penitentiary, Terre Haute, Ind.....	29,653	27,318	21,135
26. Federal correctional institution, Texarkana, Tex.....	22,634	19,258	11,160
27. Federal prison camp, Tucson, Ariz.....	6,597	6,597	4,873
28. National Training School for Boys, Washington, D. C.....	32,408	29,596	20,547
29. Overtime pay.....	13,609	101,383	104,563
Grand total obligations.....	1,156,195	1,111,995	833,694
Adjustments (see objects schedule for detail).....	-1,156,195	-1,111,995	-833,694
Total estimate or appropriation.....			

Working Fund, United States Public Health Service—

By objects	Obligations		
	Estimate, 1947	Estimate, 1946	Actual, 1945
PERSONAL SERVICES, DEPARTMENTAL			
Clerical, administrative, and fiscal service:			
Grade 4. Range \$2,100 to \$2,490.....			2.2 \$4,088
Grade 3. Range \$1,902 to \$2,298.....		0.3 \$440	0.6 1,070
Grade 2. Range \$1,701 to \$2,100.....			2.1 3,140
Total permanent, departmental.....		0.3 440	4.9 8,298
Overtime pay, departmental.....			38 1,163
All personal services, departmental.....		0.3 478	4.9 9,461

By objects	Obligations		
	Estimate, 1947	Estimate, 1946	Actual, 1945
PERSONAL SERVICES, FIELD			
Clerical, administrative, and fiscal service:			
Grade 9. Range \$3,640 to \$4,300:			
Hospital superintendent.....		0.2 \$840	1 \$3,402
Administrative assistant.....			0.1 422
Grade 6. Range \$2,650 to \$3,310.....		0.2 688	0.5 1,267
Grade 3. Range \$1,902 to \$2,298.....		0.6 1,147	
Professional service:			
Grade 5. Range \$5,180 to \$6,020:			
Pharmacist.....		0.2 829	1 4,750
Grade 4. Range \$4,300 to \$5,180:			
Social welfare worker.....			1 4,271
Biochemist.....			0.1 558
Grade 3. Range \$3,640 to \$4,300:			
Chemist.....			0.4 1,100
Nurse consultant.....			0.5 1,698
Grade 2. Range \$2,980 to \$3,640.....		0.1 484	1 2,775
Grade 1. Range \$2,320 to \$2,980.....			1.1 2,900
Subprofessional service:			
Grade 8. Range \$2,980 to \$3,640.....		0.2 458	3.7 9,762
Grade 7. Range \$2,650 to \$3,310.....		0.9 2,446	4 9,403
Grade 6. Range \$2,320 to \$2,980.....		2.3 5,342	7.4 14,732
Grade 5. Range \$2,100 to \$2,490.....		10.7 22,748	79.4 142,961
Grade 4. Range \$1,902 to \$2,298.....			7 11,394
Grade 3. Range \$1,701 to \$2,100.....		0.1 229	1.6 2,364
Grade 2. Range \$1,572 to \$1,968.....		12 19,384	75.6 95,324
Crafts, protective, and custodial service:			
Grade 6. Range \$2,100 to \$2,502.....		0.5 1,000	1.9 3,539
Grade 5. Range \$1,968 to \$2,364.....		0.5 939	1.7 2,959
Grade 3. Range \$1,572 to \$1,968.....		0.7 1,308	2.9 3,859
Grade 2. Range \$1,410 to \$1,770.....		2 2,932	5.4 6,550
Commissioned officers (reserve, active duty):			
Senior surgeon.....			1.6 9,503
Surgeon.....			28.9 144,991
Senior assistant surgeon.....		0.2 1,000	92.5 369,880
Assistant surgeon.....			39 132,706
Sanitarian.....			1.4 6,000
Senior assistant sanitarian.....			1.7 6,432
Senior assistant nurse.....			0.5 1,730
Assistant nurse.....		0.6 2,384	1.9 5,686
Junior assistant nurse.....		0.8 2,099	1.6 4,147
Senior assistant dental surgeon.....		0.2 1,258	3.4 13,503
Sanitary engineer.....		0.8 4,298	5.2 24,011
Senior assistant sanitary engineer.....		1.7 6,525	7.1 28,299
Total permanent, field.....		35.5 78,338	382.1 1,073,478
W. A. E. employment, field.....		3 5,460	9.4 16,933
Overtime pay, field.....			15,073 79,865
All personal services, field.....		38.5 98,871	391.5 1,170,276
01 Personal services (net).....		38.8 99,349	396.4 1,179,737
OTHER OBLIGATIONS			
02 Travel.....		5,660	77,463
03 Transportation of things.....		700	8,120
04 Communication services.....		67	567
05 Rents and utility services.....		43	362
07 Other contractual services.....		1,220	167,534
08 Supplies and materials.....		3,418	115,026
09 Equipment.....		69	61,640
Total other obligations.....		11,177	430,712
Grand total obligations.....		110,526	1,610,449
Reimbursements for services performed.....			-80,174
Advanced from—			
Department of the Interior.....		-63,157	-71,230
Federal Public Housing Authority.....		-160,773	-430,000
War Shipping Administration.....			-1,432,058
War Production Board.....			-25,000
Office of Scientific Research and Development.....		-52,399	-66,868
War Department.....			-10,000
Employees Compensation Commission.....			-70,750
Office of Inter-American Affairs.....			-23,000
Transferred to "Hospitals and medical care, Public Health Service".....			+450,000
Prior year balance available in 1945.....			-10,629
Estimated savings, unobligated balance.....		165,803	159,260
Total estimate or appropriation.....			

BY PROJECTS OR FUNCTIONS			
1. Infirmaries in Federal Public Housing Authority residence halls.....		\$57,203	\$291,169
2. Consultative services to Federal Public Housing Authority.....		14,783	61,383
3. Supplies for Maritime Service.....			86,163
4. Employees' Compensation Commission emergency relief beneficiaries.....			70,350
5. Technical services, War Production Board.....			32,677
6. Scientific investigations for Office of Scientific Research and Development.....		4,052	64,067
7. Medical and other services to War Shipping Administration.....			18,487
8. Dog fly control, Gulf Coast and Florida.....			5,683
9. Boulder City hospital, Nevada.....		15,899	66,664

By projects or functions	Obligations		
	Estimate, 1947	Estimate, 1946	Actual, 1945
10. War housing clinic, Mobile, Ala.		\$3,468	\$15,945
11. Fellowships for citizens of other American countries			16,833
12. Overtime pay		15,111	\$1,028
Grand total obligations		110,526	1,610,449
Adjustments (see objects schedule for detail)		-110,526	-1,610,449
Total estimate or appropriation			

**Service and Supply Fund, Public Health Service—**

[Service and supply fund: For the establishment of a service and supply fund, \$250,000, without fiscal year limitation, for the payment of salaries, travel, and other expenses necessary to the maintenance and operation of (1) a supply service for the purchase, storage, handling, issuance, packing, or shipping of stationery, supplies, materials, equipment, and blank forms, for which stocks may be maintained to meet, in whole or in part, requirements of the Public Health Service and requisitions of other Government offices, and (2) such other services as the Surgeon General, with the approval of the Administrator of the Federal Security Agency, determines may be performed more advantageously as central services; said fund to be reimbursed from applicable appropriations or funds available when services are performed or stock furnished on the basis of rates which shall include estimated or actual charges for personal services, materials, equipment (including maintenance, repairs, and depreciation), and other expenses.] (Act of July 3, 1945, Public Law 124.)

Appropriated 1946, \$250,000

By objects	Obligations		
	Estimate, 1947	Estimate, 1946	Actual, 1945
<b>PERSONAL SERVICES, FIELD</b>			
Clerical, administrative, and fiscal service:	Man- Total	Man- Total	Man- Total
Grade 11. Range \$4,300 to \$5,180:	years salary	years salary	years salary
Administrative officer	1 \$4,300	1 \$4,960	
Grade 7. Range \$2,980 to \$3,640	1 2,980		
Grade 6. Range \$2,650 to \$3,310	1 2,650	1 3,058	
Grade 5. Range \$2,320 to \$2,980	1 2,320	1 2,676	
Grade 4. Range \$2,100 to \$2,496	2 4,266	2 4,922	
Grade 3. Range \$1,902 to \$2,298	2 3,804		
Grade 2. Range \$1,704 to \$2,100	5 8,718	3 5,974	
Crafts, protective, and custodial service:			
Grade 5. Range \$1,968 to \$2,364	2 4,266	2 4,922	
Grade 4. Range \$1,770 to \$2,166	1 1,770	2 2,042	
Grade 2. Range \$1,440 to \$1,770	5 7,200	2 3,320	
Total permanent, field	21 42,274	13 31,874	
Overtime pay, field		1,900	
All personal services, field	21 42,274	13 32,874	
Deduct quarters and subsistence furnished	1,200	1,200	
01 Personal services (net)	21 41,074	13 31,674	
<b>OTHER OBLIGATIONS</b>			
03 Transportation of things	6,500	4,000	
04 Communication services	1,000	828	
05 Rents and utility services	2,800	2,800	
07 Other contractual services	2,000	1,833	
08 Supplies and materials	\$01,650	701,650	
09 Equipment	1,500	1,500	
Total other obligations	\$15,450	712,611	
Grand total obligations	\$56,524	744,285	
Reimbursements for services performed	-856,524	-744,285	
1946 balance available in 1947	-250,000	+250,000	
1947 balance available in 1948	+250,000		
Total estimate or appropriation		250,000	

Total, Public Health Service, annual appropriations, general account:

Estimate 1947, \$103,810,900 Appropriated 1946, \$136,931,500

Special account:

**Operation of Commissaries, Division of Mental Hygiene, Public Health Service—**

Operation of commissaries: The First Supplemental National Defense Appropriation Act, 1944 (Public Law 216), authorized the establishment of commissaries in the Public Health Service hospitals at Lexington, Ky., and Fort Worth, Tex., for the sale of miscellaneous articles and supplies to patients, the proceeds of such sales

to be deposited in the Treasury in a special account which shall be available for expenditure for the replenishment of stock and the continued operation of the commissaries. Under this authorization receipts from sales are appropriated monthly to this account; thus the estimated or actual appropriations shown below represent the estimated or actual sales to patients.

Estimate 1947, \$80,000

Appropriated 1946, \$75,000

By objects	Obligations		
	Estimate, 1947	Estimate, 1946	Actual, 1945
<b>PERSONAL SERVICES, FIELD</b>			
Clerical, administrative, and fiscal service:	Man- Total	Man- Total	Man- Total
Grade 4. Range \$2,100 to \$2,496	1 \$2,166	1 \$2,144	1 \$1,800
Grade 2. Range \$1,704 to \$2,100	2 3,540	2 3,474	1 6 2,264
Total permanent, field	3 5,706	3 5,618	2 6 4,064
Overtime pay, field		1,682	931
01 Personal services (net)	3 5,706	3 7,300	2 6 4,995
<b>OTHER OBLIGATIONS</b>			
03 Transportation of things		100	100
06 Printing and binding		4,000	3,400
07 Other contractual services		100	25
08 Supplies and materials		63,000	56,000
09 Equipment		500	500
Total other obligations		67,700	60,000
Grand total obligations		73,406	67,300
Prior year balance available in 1945			-2,952
1945 balance available in 1946			-7,418
1946 balance available in 1947		-15,118	+7,418
1947 balance available in 1948		+21,712	
Total estimate or appropriation		80,000	75,000

Total, Public Health Service, general and special accounts:

Estimate 1947, \$103,890,900

Appropriated 1946, \$137,006,500

Trust accounts:

**National Institute of Health Gift Fund—  
National Institute of Health Conditional Gift Fund—**

These trust funds are maintained to account for the proceeds of and income from conditional and unconditional gifts to the National Institute of Health pursuant to Section 501 of the Public Health Service Act, approved July 1, 1944. Conditional gifts shall be held, invested, reinvested, and used in accordance with their conditions. Unconditional gifts and income from investments shall be available for expenditure in the operation of the Service and the performance of its functions.

Estimate 1947, \$5,000

Appropriated 1946, \$5,000

By objects	Obligations		
	Estimate, 1947	Estimate, 1946	Actual, 1945
<b>PERSONAL SERVICES, FIELD</b>			
Commissioned officer (reserve, active duty):	Man- Total	Man- Total	Man- Total
Dental surgeon	1 \$5,176	1 \$5,176	0.6 \$3,059
<b>OTHER OBLIGATIONS</b>			
08 Supplies and materials	500	500	310
Grand total obligations	5,676	5,676	3,369
Prior year funds available in 1945			-15,850
1945 funds available in 1946		-21,480	+21,480
1946 funds available in 1947		+20,804	
1947 funds available in 1948		+20,128	
Total estimate or appropriation	5,000	5,000	8,999

**National Cancer Institute Conditional Gift Fund—  
National Cancer Institute Unconditional Gift Fund—**

These trust funds are maintained to account for the proceeds of and income from conditional and unconditional gifts to the National Cancer Institute pursuant to Section 501 of the Public Health Service Act, approved July 1, 1944. Conditional gifts shall be held, invested, reinvested, and used in accordance with their conditions. Unconditional gifts and income from investments shall be available for expenditure in the operation of the Service and the performance of its functions.

Appropriated 1946, \$0  
Revised 1946, \$60

**PUBLIC HEALTH SERVICE—Continued**

National Cancer Institute Conditional Gift Fund—Continued  
National Cancer Institute Unconditional Gift Fund—Continued

By objects	Obligations		
	Estimate, 1947	Estimate, 1946	Actual, 1945
08 Supplies and materials.....			\$60
Prior year available in 1945.....			-624
1945 funds available in 1946.....		-660	+660
1946 funds available in 1947.....	-720	+720	
1947 funds available in 1948.....	+720		
Total estimate or appropriation.....		60	96

**Personal Funds and Earnings of Inmates, Narcotic Farms, Public Health Service—**

Funds received for individual inmates of the United States Narcotic Farms and their earnings while employed at the institutions are deposited in the Treasury and become available for payment to inmates or their dependents, and purchase of articles or services for the inmates. (Sec. 342, Act of July 1, 1944, Public Law 410.)

Estimate 1947, \$100,000                      Appropriated 1946, \$65,000  
Revised 1946, \$100,000

By objects	Obligations		
	Estimate, 1947	Estimate, 1946	Actual, 1945
13 Refunds, awards, and indemnities....	\$100,000	\$103,013	\$119,675
Prior year funds available in 1945.....			-32,069
1945 funds available in 1946.....		-28,013	+28,013
1946 funds available in 1947.....	-25,000	+25,000	
1947 funds available in 1948.....	+25,000		
Total estimate or appropriation.....	100,000	100,000	115,619

**Moneys and Effects of Former Patients, Public Health Service—**

All moneys and effects of patients who die in Marine Hospitals shall be deposited in the Treasury as trust funds in the name of the decedent, and shall be payable to heirs of decedent upon satisfactory proof of claim. (Sec. 321 (d), Act of July 1, 1944, Public Law 410.)

Estimate 1947, \$6,000                      Appropriated 1946, \$4,000  
Revised 1946, \$6,000

By objects	Obligations		
	Estimate, 1947	Estimate, 1946	Actual, 1945
13 Refunds, awards, and indemnities....	\$500	\$500	\$452
Prior year funds available in 1945.....			-48,816
1945 funds available in 1946.....		-55,083	+55,083
1946 funds available in 1947.....	-60,583	+60,583	
1947 funds available in 1948.....	+66,083		
Total estimate or appropriation.....	6,000	6,000	6,719

**Patients' Deposits, United States Marine Hospital, Carville, La.—**

Payment of cash bonds, exacted from absconding patients upon being returned to the leprosarium at Carville, La., as a guaranty that they will not leave the reservation without the permission of the Surgeon General, which are refunded to patient on discharge, or to heirs of patient in case of death. (Sec. 332, Act of July 1, 1944, Public Law 410.)

By objects	Obligations		
	Estimate, 1947	Estimate, 1946	Actual, 1945
Prior year funds available in 1945.....			-974
1945 funds available in 1946.....		-974	+974
1946 funds available in 1947.....	-974	+974	
1947 funds available in 1948.....	+974		
Total estimate or appropriation.....			

**Leper Patients' Benefit Fund, United States Marine Hospital, Carville, La., Public Health Service—**

Gifts of money, made by will or otherwise for the benefit of leper patients at United States Marine Hospital at Carville, La., are covered into the United States Treasury in trust, for disbursement from time to time in accordance with terms of the gift or bequest. (Sec. 501, Act of July 1, 1944, Public Law 410.)

By objects	Obligations		
	Estimate, 1947	Estimate, 1946	Actual, 1945
Prior year funds available in 1945.....			-\$6,716
1945 funds available in 1946.....		-\$6,716	+6,716
1946 funds available in 1947.....	-\$6,716	+6,716	
1947 funds available in 1948.....	+6,716		
Total estimate or appropriation.....			

**Erection and Support of Hospitals for Sick and Disabled Seamen, Public Health Service—**

The Administrator of the Federal Security Agency is authorized to receive donations of real or personal property, in the name of the United States, for the erection and support of hospitals for sick and disabled seamen. (Sec. 501, Act of July 1, 1944, Public Law 410.)

By objects	Obligations		
	Estimate, 1947	Estimate, 1946	Actual, 1945
08 Supplies and materials.....			\$585
Prior year funds available in 1945.....			-5,923
1945 funds available in 1946.....		-\$8,732	+8,732
1946 funds available in 1947.....	-\$8,732	+8,732	
1947 funds available in 1948.....	+8,732		
Total estimate or appropriation.....			3,394

Total, Public Health Service, trust accounts:

Estimate 1947, \$111,000                      Appropriated 1946, \$74,000  
Revised 1946, \$111,060

Statement of proposed expenditures for purchase, maintenance, repair, and operation of passenger-carrying vehicles and aircraft for the fiscal year ending June 30, 1947

PUBLIC HEALTH SERVICE

Appropriation	Vehicles (motor unless otherwise indicated) or aircraft to be purchased		Old vehicles or aircraft to be exchanged		Net cost of vehicles or aircraft to be purchased	Old vehicles or aircraft still to be used	Total maintenance, repair, and operation, all vehicles or aircraft	Public purpose and users
	Number	Gross cost	Number	Allowance (estimated)				
Control of venereal diseases, Public Health Service.						130	\$43,900	60 cars assigned to public-health representatives in State and municipal health departments for venereal disease control activities (maintenance and operation costs paid by the operating agency at no cost to Federal Government); 65 cars assigned to Government-operated rapid-treatment centers, 2 cars at the medical center, Hot Springs, Ark.; 2 cars used at headquarters; 1 car at research laboratory, Stapleton, N. Y. Used by professional personnel in field work.
Assistance to States, general, Public Health Service.	14	\$14,000			\$14,000	24	11,400	
Control of communicable diseases, Public Health Service.	25	25,000	25	\$7,500	17,500	191	83,000	Used in consultative and supervisory field activities, including enforcement of interstate quarantine, plague control, typhus control, malaria control, and poliomyelitis and diarrheal disease studies.
Do.....						14	2,000	Used in consultative and supervisory field activities.
Hospitals and medical care, Public Health Service.	18	18,000	15	4,500	13,500	58	19,220	Official business at Service hospitals.

1 Aircraft.

Statement of proposed expenditures for purchase, maintenance, repair, and operation of passenger-carrying vehicles and aircraft for the fiscal year ending June 30, 1947—Continued

PUBLIC HEALTH SERVICE—Continued

Appropriation	Vehicles (motor unless otherwise indicated) or aircraft to be purchased		Old vehicles or aircraft to be exchanged		Net cost of vehicles or aircraft to be purchased	Old vehicles or aircraft still to be used	Total maintenance, repair, and operation, all vehicles or aircraft	Public purpose and users
	Number	Gross cost	Number	Allowance (estimated)				
Foreign quarantine service, Public Health Service.	12	\$12,000	12	\$3,600	\$8,400	40	\$13,000	Used at quarantine stations in inspection and fumigation of ships and airplanes.
Operating expenses, National Institute of Health, Public Health Service.	3	3,000	2	600	2,400	34	6,800	
Salaries and miscellaneous expenses, Public Health Service.	20	20,000			20,000	7	14,750	25 automobiles used by personnel of sanitary engineering division, public health methods, and dental division in field work; 2 station wagons in shuttle service between buildings in metropolitan area of Washington.
Development of health facilities, Public Health Service.	15	15,000			15,000		5,300	
Expenses, Office of International Health Relations, Public Health Service.	2	2,000			2,000		750	
<b>Total</b>	<b>109</b>	<b>109,000</b>	<b>54</b>	<b>16,200</b>	<b>92,800</b>	<b>485</b>	<b>200,150</b>	Used by personnel of Liberian Health Mission.

SAINT ELIZABETHS HOSPITAL

Saint Elizabeths Hospital, Federal Security Agency—

Salaries and expenses: For support, clothing, and treatment in Saint Elizabeths Hospital of persons who have become insane since their entry into the armed forces of the United States, insane beneficiaries of the Bureau of Indian Affairs, insane beneficiaries of the United States Employees' Compensation Commission, and all other insane persons whose admission to the hospital is authorized by law, including reimbursement to employees for the cost of repair or replacement (where the damage exceeds \$2 and does not exceed \$100) of personal belongings damaged or destroyed by patients while employees were in line of duty; travel expenses; printing and binding; and not exceeding \$3,000 for maintenance, repair, and operation of motor-propelled passenger-carrying vehicles; and not to exceed \$185,000 for repairs and improvements to buildings and grounds; and not to exceed \$15,000 for furnishing and laundering of such wearing apparel as may be prescribed for employees in the performance of their official duties; **[\$2,861,000] \$2,592,000**, including cooperation with organizations or individuals in scientific research into the nature, causes, prevention, and treatment of mental illness, and including maintenance and operation of necessary facilities for feeding employees and others (at not less than cost), and the proceeds therefrom shall reimburse the appropriation for the institution; and not exceeding \$1,500 of this sum may be expended in the removal of patients to their friends; for expenses of attendance at meetings of a technical nature, pertaining to hospital administration and medical advancement, when authorized by the Federal Security Administrator; not exceeding **[\$1,500] \$2,500** for the purchase of such books, periodicals, and newspapers as may be required for the purposes of the hospital and for the medical library, and not exceeding \$1,500 for the actual and necessary expenses incurred in the apprehension and return to the hospital of escaped patients: *Provided*, That so much of this sum as may be required shall be available for all necessary expenses in ascertaining the residence of inmates who are not or who cease to be properly chargeable to Federal maintenance in the institution and in returning them to such places of residence: *Provided further*, That not exceeding \$200 additional may be paid to two employees to provide mail facilities for patients in the hospital: *Provided further*, That during the fiscal year **[1946] 1947** the District of Columbia, or any branch of the Government requiring Saint Elizabeths Hospital to care for patients for which they are responsible, shall pay by check to the Superintendent upon his written request, either in advance or at the end of each month, such amounts as shall be calculated by the Superintendent to be due for such care on the basis of a per diem rate **[recommended annually in advance by the Federal Board of Hospitalization and] approved by the President and bills rendered by the Superintendent of Saint Elizabeths Hospital in accordance herewith shall not be subject to audit or certification in advance of payment; proper adjustments of such bills paid for in advance on the basis of such calculations shall be made monthly or quarterly, as may be agreed upon by the Superintendent of Saint Elizabeths Hospital and the District of Columbia government, department, or establishments concerned.** All sums paid to the Superintendent of Saint Elizabeths Hospital for the care of patients that he is authorized by law to receive shall be deposited to the credit on the books of the Treasury Department of the appropriation made for the care and maintenance of the patients at Saint Elizabeths Hospital for the year in which the support, clothing, and treatment is

provided, and be subject to requisition upon the approval of the Superintendent of Saint Elizabeths Hospital. (24 U. S. C. 161-179; Act of July 3, 1945, Public Law 124.)

Estimate 1947, **\$2,592,000**

Appropriated 1946, **\$2,861,000**

By objects	Obligations				
	Estimate, 1947		Estimate, 1946		Actual, 1945
	Man-years	Total salary	Man-years	Total salary	Man-years Total salary
<b>PERSONAL SERVICES, FIELD</b>					
Clerical, administrative, and fiscal service:					
Grade 14. Range \$7,175 to \$8,225:					
Executive assistant.....	1	\$7,175	1	\$7,175	1.3 \$9,635
Grade 13. Range \$6,230 to \$7,070:					
Principal administrative officer.....	1	6,650	1	6,650	1 5,600
Grade 12. Range \$5,180 to \$6,020:					
Senior maintenance and industrial operations officer.....	1	5,180	1	5,180	1 4,600
Administrative officer.....	3	15,540	3	15,540	
Grade 11. Range \$4,300 to \$5,180:					
Budget and fiscal officer.....	1	4,300	1	4,300	0.5 1,810
Personnel officer.....	1	4,300			
Grade 9. Range \$3,640 to \$4,300:					
Personnel officer.....			1	3,640	1 3,300
Administrative assistant.....	4	14,670	2	7,390	
Grade 8. Range \$3,310 to \$3,970:					
.....	2	7,390	2	7,390	2 7,180
Grade 7. Range \$2,980 to \$3,640:					
.....	5	15,232	4	12,250	3 8,030
Grade 6. Range \$2,650 to \$3,310:					
.....	2	5,300	2	5,300	0.6 1,450
Grade 5. Range \$2,320 to \$2,980:					
.....	15	38,109	14.5	36,940	12.4 25,670
Grade 4. Range \$2,100 to \$2,496:					
.....	22	51,388	19	41,088	10.7 19,562
Grade 3. Range \$1,902 to \$2,298:					
.....	44	90,734	44.5	86,685	33.9 56,742
Grade 2. Range \$1,704 to \$2,100:					
.....	33	62,573	33	61,302	35.6 56,360
Professional service:					
Grade 8. Range \$8,750 to \$9,800:					
Chief medical officer.....	1	9,800	1	9,800	1 9,000
Grade 7. Range \$7,175 to \$8,225:					
Head medical officer.....	2	15,140	1	7,963	1.1 7,963
Grade 6. Range \$6,230 to \$7,070:					
Principal medical officer.....	8	54,040	5	35,350	5 31,800
Grade 5. Range \$5,180 to \$6,020:					
Senior medical officer.....	17	91,890	15	81,530	12 60,160
Senior scientist.....	2	12,040	2	12,040	2 10,000
Grade 4. Range \$4,300 to \$5,180:					
Medical officer.....	5	21,610	5	21,610	4.2 15,960
Dentist.....	1	5,180	1	5,180	1 4,600
Engineer.....	2	9,590	2	9,590	2 8,500
Scientist.....	1	4,300	1	4,300	1 3,800
Grade 3. Range \$3,640 to \$4,300:					
Associate medical officer.....	9	33,120	6	21,840	5.2 16,655
Associate scientist.....	1	3,700	1	4,000	1 3,475
Electrical engineer.....	1	3,695	1	3,700	0.5 1,600
Head dietitian.....	1	3,640	1	3,695	1 3,250
Grade 2. Range \$2,980 to \$3,640:					
.....	10	31,010	10	31,010	9 23,640
Grade 1. Range \$2,320 to \$2,980:					
.....	40	96,225	38	91,555	27.6 58,286
Subprofessional service:					
Grade 8. Range \$2,980 to \$3,640:					
.....	15	44,810	12	35,870	6.4 17,410
Grade 7. Range \$2,650 to \$3,310:					
.....	43	115,270	37	99,370	26.5 62,190
Grade 6. Range \$2,320 to \$2,980:					
.....	134	316,631	122	288,790	77.6 177,800
Grade 5. Range \$2,100 to \$2,496:					
.....	60	128,776	43	93,072	78.4 146,886
Grade 4. Range \$1,902 to \$2,298:					
.....	289.5	578,449	249.5	492,363	248.8 419,019
Grade 3. Range \$1,704 to \$2,100:					
.....	510.7	905,238	459	802,038	348.4 522,458
Grade 2. Range \$1,572 to \$1,968:					
.....	165	260,906	123.5	194,208	239.6 332,230
Crafts, protective, and custodial service:					
Grade 10. Range \$2,980 to \$3,640:					
.....	1	3,090	1	3,090	1 2,700
Grade 9. Range \$2,650 to \$3,310:					
.....	1	2,650			
Grade 8. Range \$2,540 to \$3,200:					
.....	10	26,940	10	26,940	10 23,560
Grade 7. Range \$2,364 to \$2,870:					
.....	26	65,406	24	60,674	24.8 54,194
Grade 6. Range \$2,166 to \$2,562:					
.....	74	168,336	66	151,005	67.2 132,060

**SAINT ELIZABETHS HOSPITAL—Continued**  
**Elizabeths Hospital, Federal Security Agency—Continued**

By objects	Obligations		
	Estimate, 1947	Estimate, 1946	Actual, 1945
<b>PERSONAL SERVICES, FIELD—continued</b>			
Cr.pts. protective, and custodial service— Continued	Man- Total years salary	Man- Total years salary	Man- Total years salary
Grade 5. Range \$1,968 to \$2,364.....	82 3 \$166,058	55 3 \$112,922	59 3 \$100,004
Grade 4. Range \$1,770 to \$2,166.....	39 71,590	37 68,850	36 7 58,020
Grade 3. Range \$1,572 to \$1,902.....	134 237,478	120 210,450	122 5 170,380
Grade 2. Range \$1,440 to \$1,770.....	209 330,278	192 299,708	187 3 238,938
Total permanent, field.....	2,029.5 4,145,407	1,770.3 3,583,376	1,711.3 2,916,477
Part-time employment, field.....	6 2 12,540	6 2 12,540	3 5 11,635
Student nurses, field.....	130 40,464	130 40,464	116 3 35,073
Senior cadets, field.....	35 25,200	35 25,200	3 8 2,736
Stipends, field.....	7,200	9,120	9,005
Overtime pay, field.....	35,120	947,375	687,000
Night-work differential, field.....	69,600	68,000	
All personal services, field.....	2,165 7 4,310,331	1,941 5 4,686,075	1,834 9 3,611,926
Deduct at civilian rates cost of naval per- sonnel.....		146 262,800	146 214,240
Deduct quarters and subsistence fur- nished.....	7,900	7,900	7,600
01 Personal services (net).....	2,165 7 4,302,431	1,795 5 4,415,375	1,688 9 3,390,086
<b>OTHER OBLIGATIONS</b>			
02 Travel.....	500	800	242
03 Transportation of things.....	1,652	3,000	1,830
04 Communication services.....	3,690	4,800	4,075
05 Rents and utility services.....	8,400	8,000	8,411
06 Printing and binding.....	5,500	4,900	5,118
07 Other contractual services.....	659,433	1,293,625	856,020
08 Supplies and materials.....	1,502,752	1,824,181	1,746,376
09 Equipment.....	149,510	123,875	129,990
Total other obligations.....	2,331,437	3,263,181	2,752,056
Grand total obligations.....	6,633,868	7,678,556	6,142,142
Reimbursements for services performed.....	-3,928,860	-4,024,563	-3,553,640
Payments received from non-Federal sources.....	-105,358	-105,358	-103,492
Transferred to "Miscellaneous expenses, Office of Administrator, Federal Secu- rity Agency".....	+150	+150	+150
Received by transfer from—			
"Training for nurses, Public Health Service (national defense)".....		-24,000	-19,870
"Training for nurses, Public Health Service".....	-7,800		
"Printing and binding, Federal Secu- rity Agency".....			-5,120
"Traveling expenses, Federal Security Agency".....			-1,300
Net total obligations.....	2,592,000	3,524,785	2,458,870
Excess of obligations over appropriation due to Public Law 106.....		-663,785	
Estimated savings, unobligated balance.....			1,630
Total estimate or appropriation.....	2,592,000	2,861,000	2,460,500

**Building for Storeroom, Etc., Saint Elizabeths Hospital, Federal Security Agency—**

For an additional amount for building for storeroom, and so forth, Saint Elizabeths Hospital, Federal Security Agency, including the objects specified under the appropriation for this purpose in the Federal Security Agency Appropriation Act, 1942, to remain available until expended, \$681,665; *Provided*, That this amount, together with the amounts appropriated for this purpose in the Federal Security Agency Appropriation Acts of 1942 and 1945, may be transferred upon the request of the Federal Security Administrator, to the Public Buildings Administration, Federal Works Agency. (Act of July 1, 1941, Public Law 146; Act of June 28, 1944, Public Law 373; Act of July 3, 1945, Public Law 124.)

Appropriated 1946, \$681,665

By objects	Obligations		
	Estimate, 1947	Estimate, 1946	Actual, 1945
09 Equipment.....		\$100,000	
10 Lands and structures.....		1,561,665	
Grand total obligations.....		1,661,665	

By objects	Obligations		
	Estimate, 1947	Estimate, 1946	Actual, 1945
Transferred to "Building for storeroom, etc., Saint Elizabeths Hospital, Federal Security Agency (transfer to Federal Works Agency, Public Buildings Ad- ministration)".....			+\$100,000
Prior year balance available in 1945.....			-635,000
1945 balance available in 1946.....		-980,000	+980,000
Total estimate or appropriation.....		681,665	445,000

**Construction and Equipment, Saint Elizabeths Hospital, Federal Security Agency—**

Construction and equipment: For construction and equipment, in the grounds of the hospital, of a building for the housing, care, and treatment of mentally sick patients, including construction and equipment, preparation of plans and specifications, advertising, and supervision of construction, to remain available until expended, \$1,900,000; *Provided*, That this amount may be transferred, upon the request of the Federal Security Administrator, to the Public Buildings Administration, Federal Works Agency. (Act of July 3, 1945, Public Law 146.)

Appropriated 1946, \$1,900,000

By objects	Obligations		
	Estimate, 1947	Estimate, 1946	Actual, 1945
09 Equipment.....		\$150,000	
Transferred to "Construction and equip- ment, Saint Elizabeths Hospital, Fed- eral Security Agency (transfer to Fed- eral Works Agency, Public Buildings Administration)".....		+1,750,000	
Total estimate or appropriation.....		1,900,000	

**Continuous Treatment Buildings, Saint Elizabeths Hospital, Federal Security Agency—**

By objects	Obligations		
	Estimate, 1947	Estimate, 1946	Actual, 1945
09 Equipment.....		\$11,604	\$1,696
Prior year balance available in 1945.....			-13,300
1945 balance available in 1946.....		-11,604	+11,604
Total estimate or appropriation.....			

Total, Saint Elizabeths Hospital, annual appropriations, general account:

Estimate 1947, \$2,592,000      Appropriated 1946, \$5,442,665

Trust accounts:

**Pension Money, Saint Elizabeths Hospital—**

Pension money received for individual patients of Saint Elizabeths Hospital is deposited in the Treasury and becomes available for payment to patients or their dependents, and purchase of articles or services for the patients. (24 U. S. C. 161-165; 48 Stat. 1233.)

Estimate 1947, \$125,000      Appropriated 1946, \$176,000  
 Revised 1946, \$122,000

By objects	Obligations		
	Estimate, 1947	Estimate, 1946	Actual, 1945
13 Refunds, awards, and indemnities.....	\$95,000	\$90,372	\$78,666
Prior year funds available in 1945.....			-734,344
1945 funds available in 1946.....		-788,372	+788,372
1946 funds available in 1947.....	-820,000	+820,000	
1947 funds available in 1948.....	+850,000		
Total estimate or appropriation.....	125,000	122,000	132,694





SOCIAL SECURITY BOARD—Continued

Salaries, Bureau of Public Assistance, Social Security Board—Con.

By objects	Obligations					
	Estimate, 1947		Estimate, 1946		Actual, 1945	
	Man-years	Total salary	Man-years	Total salary	Man-years	Total salary
<b>PERSONAL SERVICES, DEPARTMENTAL—CON.</b>						
Professional service—Continued						
Grade 4. Range \$4,300 to \$5,180—Con.						
Technical consultant					0.1	\$67
Child welfare consultant					1	4,000
Grade 3. Range \$3,640 to \$4,300:						
Supervisor of section					0.1	538
Supervisor of unit	2	\$8,050	2	\$7,995		
Administrative analyst					1.4	4,595
Plan reviewer	9	34,516	7	28,623		
Technical adviser					8.8	29,093
Social science analyst	1	4,190	1	4,163		
Public assistance analyst	3	11,360	3	11,195		
Consultant, legislative standards	1	3,860	1	3,778		
Financial analyst	3	11,250	3	11,223		
Consultant					2	6,543
Grade 2. Range \$2,980 to \$3,640:					0.5	1,625
Grade 1. Range \$2,320 to \$2,980:					4.1	11,242
Clerical, administrative, and fiscal service:	6	18,570	5	15,671		
Grade 13. Range \$6,230 to \$7,070:	9	22,420	9	22,145		
Chief of section					8.1	16,479
Consultant	1	6,440	1	6,388		
Grade 12. Range \$5,180 to \$6,020:					1	5,600
Chief of division					0.5	2,491
Consultant on management standards	1	5,180	0.8	4,317		
Grade 11. Range \$4,300 to \$5,180:						
Administrative officer					0.4	1,707
Administrative analyst	2	9,700	2	9,700		
Grade 9. Range \$3,640 to \$4,300:						
Supervisor of unit					1	3,675
Supervisor of grants	1	4,200	1	4,273		
Administrative analyst	3	11,470	3	11,360		
Financial analyst					0.6	2,053
Grade 7. Range \$2,980 to \$3,640:					1	3,400
Grade 5. Range \$2,320 to \$2,980:					2	6,045
Grade 4. Range \$2,100 to \$2,496:	18	43,894	15	34,754		
Grade 3. Range \$1,902 to \$2,298:	43	86,591	42	86,957		
Grade 2. Range \$1,704 to \$2,100:	6	12,161	6	11,233		
Crafts, protective, and custodial service:						
Grade 3. Range \$1,572 to \$1,902:					0.1	110
Total permanent, departmental	166.2	572,825	158.5	548,110	143.2	421,775
Temporary employment, departmental	1	6,230	1.5	3,494	2.6	5,612
Part-time employment, departmental					0.1	351
Overtime pay, departmental			7,430			72,843
All personal services, departmental	167.2	579,055	160.0	559,034	145.9	500,584
<b>PERSONAL SERVICES, FIELD</b>						
Professional service:						
Grade 6. Range \$6,230 to \$7,070:						
Regional representative	11	71,260	11	70,945	8.3	47,424
Grade 5. Range \$5,180 to \$6,020:						
Regional representative	11	58,240	11	57,453	10.6	48,682
Grade 4. Range \$4,300 to \$5,180:						
Regional representative	8	35,720	9	39,853	10.7	41,225
Regional research consultant	10.5	46,910	9.9	44,255	8.5	32,814
Grade 3. Range \$3,640 to \$4,300:						
Public assistance analyst	40.5	153,735	36.8	139,381	32.7	107,434
Grade 2. Range \$2,980 to \$3,640:						
	12	37,080	9.5	29,520	7.5	19,833
Total permanent, field	93	402,945	87.2	381,407	78.3	297,412
Part-time employment, field					0.2	767
Overtime pay, field			4,607			48,866
All personal services, field	93	402,945	87.2	386,014	78.5	347,045
01 Personal services (net)	260.2	982,000	247.2	945,048	224.4	847,629
Transferred to "Salaries, Bureau of Old Age and Survivors Insurance, Social Security Board"						+47,500
Net total obligations		982,000		945,048		895,129
Excess of obligations over appropriation due to Public Law 106				-130,045		
Estimated savings, unobligated balance						54,871
Total estimate or appropriation		982,000		815,000		950,000

Grants to States for Unemployment Compensation Administration, Social Security Board—

Grants to States for unemployment compensation administration: For grants to States for unemployment compensation administration, as authorized in title III of the Social Security Act, approved August 14, 1935, as amended, [\$32,000,000] \$48,045,000, of which such amounts as may be agreed upon by the Board and the Postmaster General shall be used for the payment, in such manner as said parties may jointly determine, of postage for the transmission of official mail matter in connection with the unemployment compensation administration of States receiving grants herefrom. (42 U. S. C. 501; Act of July 3, 1945, Public Law 124; Act of Dec. 28, 1945, Public Law 269.)

Estimate 1947, \$48,045,000      Appropriated 1946, \* \$57,042,000

\* Includes \$25,042,000 appropriated in the First Deficiency Appropriation Act, 1946.

By objects	Obligations		
	Estimate, 1947	Estimate, 1946	Actual, 1945
11 Grants, subsidies, and contributions Received by transfer from "Employment office facilities and services, Department of Labor"	\$51,245,000	\$61,042,000	\$34,330,410
	-3,200,000	-4,000,000	-4,417,891
Net total obligations	48,045,000	57,042,000	29,912,519
Estimated savings, unobligated balance			83,481
Total estimate or appropriation	48,045,000	57,042,000	29,996,000

Salaries, Bureau of Employment Security, Social Security Board—  
Salaries, Bureau of Employment Security: For personal services in the Bureau of Employment Security in the District of Columbia and elsewhere, [\$642,474] \$1,049,800. (42 U. S. C. 501-503, 903; Act of July 3, 1945, Public Law 124.)

Estimate 1947, \$1,049,800      Appropriated 1946, \$642,474

By objects	Obligations					
	Estimate, 1947		Estimate, 1946		Actual, 1945	
	Man-years	Total salary	Man-years	Total salary	Man-years	Total salary
<b>PERSONAL SERVICES, DEPARTMENTAL</b>						
Professional service:						
Grade 8. Range \$8,750 to \$9,800:						
Director	1	\$9,537	1	\$9,472	1	\$8,500
Grade 7. Range \$7,175 to \$8,225:						
Assistant director					1	7,000
Chief of division	3	22,837	3	22,437	1.2	8,168
Grade 6. Range \$6,230 to \$7,070:						
Special assistant	1	6,440	1	6,282	0.8	4,573
Chief of section	2	12,460	2	12,460	1.9	11,093
Technical adviser	1	6,440	1	6,440		
Economic consultant	0.5	3,325	0.5	3,246	0.5	2,875
Grade 5. Range \$5,180 to \$6,020:						
Technical analyst						0.1 520
Chief of section	2	10,990	2	10,833	1.3	5,941
Technical adviser						0.2 880
Chief of unit	4	21,140	3.5	20,277	3.4	16,634
Legislative analyst	1	5,600	1	5,548		
Statistician	1	5,180				
Grade 4. Range \$4,300 to \$5,180:						
Chief of unit	2	8,600	2	8,600	1.4	5,779
Statistician	3	13,120	2	8,710	1.1	3,997
Technical analyst					2	7,919
Economic analyst	6	27,560	3.7	17,224	4.4	18,179
Legislative analyst	4	18,960	3.2	15,377	3.3	13,718
Social science analyst	2	8,600				
Administrative analyst						0.2 697
Mathematical statistician	1	4,300				
Grade 3. Range \$3,640 to \$4,300:						
Statistician	2	7,280			1	3,112
Economic analyst	4	14,560	1.7	6,067	1.9	6,113
Chief of unit	2	7,610	2	7,528	1	3,200
Social science analyst	5	18,420	2.5	9,238	2.8	9,084
Legislative analyst	3	11,360	3	11,223	3.7	12,030
Grade 2. Range \$2,980 to \$3,640:						
Grade 1. Range \$2,320 to \$2,980:	12	36,970	9	27,784	9.1	24,192
Grade 1. Range \$2,320 to \$2,980:	2	4,860	2	4,860	3.5	7,071
Clerical, administrative, and fiscal service:						
Grade 14. Range \$7,175 to \$8,225:						
Assistant director	1	7,437	1	7,437	0.5	3,112
Grade 13. Range \$6,230 to \$7,070:						
Administrative analyst	2	12,460	1	6,230		
Assistant to assistant director	1	6,860	1	6,703	0.9	5,161
Chief of section	3	19,530	3	19,425	2.4	13,560
Grade 12. Range \$5,180 to \$6,020:						
Administrative analyst	9	47,250	4.5	23,351	0.3	1,378
Administrative adviser						1.6 8,433
Chief of unit	1	5,390	1	5,390	5.6	26,643
Special assistant						0.9 4,332
Chief, field liaison office	1	5,180				
Procedures and budget analyst	3	16,590	2	11,201		
Grade 11. Range \$4,300 to \$5,180:						
Technical adviser						1 4,200
Administrative analyst	11	49,720	7	32,135	6.1	23,495
Fiscal standards analyst						0.5 1,900
Liaison officer	1	4,520	1	4,465	0.9	3,294
Procedures and budget analyst	8	34,400	3	12,900	1	3,821
Grade 9. Range \$3,640 to \$4,300:						
Administrative analyst	6	22,170	3	11,223	3.9	12,421
Technical adviser						1 3,227
Field liaison officer	1.2	4,344	0.8	2,730	0.9	3,018
Cost analysis clerk						1.2 4,062
Procedures and budget analyst	5	18,310	3	10,948	0.3	907
Grade 8. Range \$3,310 to \$3,970:						
Grade 7. Range \$2,980 to \$3,640:						
Grade 6. Range \$2,650 to \$3,310:	7	21,190	5.1	15,121	4	10,881
Grade 5. Range \$2,320 to \$2,980:	5	13,470	4.2	11,235	4.6	10,863
Grade 4. Range \$2,100 to \$2,496:	17	41,530	13.7	33,407	15.1	30,978
Grade 3. Range \$1,902 to \$2,298:	30	64,980	24.7	53,223	20.3	37,128
Grade 2. Range \$1,704 to \$2,100:	63	124,116	39.7	79,127	40.8	67,466
Grade 1. Range \$1,572 to \$1,902:	12	20,778	5	8,784	8.4	12,210
Total permanent, departmental	251.7	826,374	171.1	572,034	169.7	475,680
Part-time employment, departmental	2	9,586	2	9,586	2.1	8,106
Overtime pay, departmental				8,947		84,892
All personal services, departmental	253.7	835,960	173.1	590,567	171.8	568,678



By objects	Obligations					
	Estimate, 1947		Estimate, 1946		Actual, 1945	
	Man-years	Total salary	Man-years	Total salary	Man-years	Total salary
<b>PERSONAL SERVICES, FIELD</b>						
Professional service:						
Grade 6. Range \$6,230 to \$7,070:						
Regional representative	11	\$72,520	11	\$72,259	10.3	\$58,907
Grade 5. Range \$5,180 to \$6,020:						
Regional representative	10	54,110	10.2	54,692	10.3	49,954
Grade 4. Range \$4,300 to \$5,180:						
Regional representative	19	83,460	6	27,230	6.5	25,061
Grade 3. Range \$3,640 to \$4,300:						
Regional representative	1	3,750	1	3,668	0.1	338
Total permanent, field.....	41	213,840	28.2	157,849	27.2	134,260
Overtime pay, field.....				1,488		17,035
All personal services, field.....	41	213,840	28.2	159,337	27.2	151,295
01 Personal services (net).....	294.7	1,049,800	201.3	749,904	199	719,973
Reimbursements for services performed. Transferred to "Salaries, Bureau of Old-Age and Survivors Insurance, Social Security Board".....				-1,704		-10,441
						+10,000
Net total obligations.....		1,049,800		748,200		719,532
Excess of obligations over appropriation due to Public Law 106.....				-105,726		
Estimated savings, unobligated balance.....						30,468
Total estimate or appropriation.....		1,049,800		642,474		750,000

**Salaries, Bureau of Old-Age and Survivors Insurance, Social Security Board—**

Salaries, Bureau of Old-Age and Survivors Insurance: For personal services in the Bureau of Old-Age and Survivors Insurance in the District of Columbia and elsewhere, [\$15,750,000] \$21,039,000. (42 U. S. C. 401-409, 903; Act of July 3, 1945, Public Law 124; Act of Dec. 28, 1945, Public Law 269.)

Estimate 1947, \$21,039,000 Appropriated 1946, \* \$17,516,625  
 \* Includes \$1,766,025 appropriated in the First Deficiency Appropriation Act, 1946.

By objects	Obligations					
	Estimate, 1947		Estimate, 1946		Actual, 1945	
	Man-years	Total salary	Man-years	Total salary	Man-years	Total salary
<b>PERSONAL SERVICES, DEPARTMENTAL</b>						
Clerical, administrative, and fiscal service:						
Grade 15. Range \$8,750 to \$9,800:						
Director.....	1	\$9,275	1	\$9,275	1.3	\$10,410
Grade 14. Range \$7,175 to \$8,225:						
Assistant director.....	4	30,283	4	30,148	3.4	23,020
Grade 13. Range \$6,230 to \$7,070:						
Assistant to director.....	1	6,860	1	6,807	1	6,000
Chief of division.....	1	6,440	1	6,440		
Assistant chief of division.....	3	19,740	3	19,687	1	5,660
Chief of section.....	4	25,970	4	25,970	3.2	18,820
Assistant chief of section.....					1	5,367
Assistant chief of unit.....					1	6,260
Consulting medical economist.....					1	5,600
Grade 12. Range \$5,180 to \$6,020:						
Chief of section.....	6	32,550	6	32,393	5	23,000
Assistant chief of section.....	1	5,180	1	5,180	2.5	11,841
Chief, planning and survey.....	1	5,600	1	5,600		
Chief, training office.....	1	6,020	1	5,968	1	5,200
Chief of unit.....	1	5,340	1	5,380	1.2	5,800
Personnel officer.....	1	5,380	1	5,285	1	4,600
Technical adviser.....	1	5,390	1	5,380	1.1	5,110
Liaison officer.....	3	16,590	4	21,613	4.1	19,260
Grade 11. Range \$4,300 to \$5,180:						
Assistant to personnel officer.....	1	4,520	1	4,520	0.7	2,533
Night supervisor.....	1	4,730	1	4,740	1	4,000
Chief of section.....	5	22,360	5	22,215	3.8	14,618
Assistant chief of section.....					0.2	697
Professional assistant.....					3.1	12,039
Fiscal planning analyst.....	3	13,340	2.9	12,817	1.7	6,365
Procedure consultant.....	7	31,640	7	31,475	2.1	8,055
Liaison officer.....	3	13,570	3	13,505	0.5	1,900
Procedure investigator.....	4	18,300	4	17,915	2.7	10,650
Administrative analyst.....	4	17,860	3	13,450	3	11,400
Planning consultant.....	1	4,300	1	4,300	0.3	1,160
Training specialist.....	5.2	23,460	3.5	15,875	0.4	1,499
Training representative.....					2.4	9,603
Operations analyst.....	1	4,300			0.2	633
Policy consultant.....	6	27,340	7	31,365	7	26,600
Chief of unit.....	1	5,180	1	5,180		
Grade 10. Range \$3,970 to \$4,630:						
Chief of section.....	2	8,050	2	8,023	1.1	3,834
Assistant chief of section.....	6	25,250	6	24,782	6	21,175
Liaison officer.....	1	4,080	1	4,080	3.3	11,637
Statistician.....					1	3,442
Grade 9. Range \$3,640 to \$4,300:						
Special assistant to assistant to director.....	1	3,750	1	3,750	1	3,200
Assistant to director.....					1	3,275
Assistant to assistant director.....	1	3,860	1	3,832		
Branch office chief.....					0.2	533
Chief of section.....	1	3,640				

By objects	Obligations					
	Estimate, 1947		Estimate, 1946		Actual, 1945	
	Man-years	Total salary	Man-years	Total salary	Man-years	Total salary
<b>PERSONAL SERVICES, DEPARTMENTAL—CON.</b>						
Clerical, administrative, and fiscal service—Continued						
Grade 9. Range \$3,640 to \$4,300—Con.						
Assistant chief of section.....	3	\$11,140	3	\$11,030	1.5	\$4,491
Chief, administrative surveys.....	1	3,640	1	3,640		
Assistant chief of unit.....					0.3	825
Placement officer.....					1.4	4,533
Administrative analyst.....	8	30,220	6	22,885	5.7	18,599
Supervisor.....	1	3,770	1	3,750		
Fiscal planning analyst.....	2	7,390	1.5	5,487	0.5	1,534
Employee counselor.....	1	3,640			0.2	667
Operations analyst.....	4	14,570	1.3	4,550		
Report analyst.....	1	3,640	1	3,640	0.9	2,981
Procedure consultant.....	6	22,390	6	22,335	2.3	7,734
Planning consultant.....	3	11,140	3	11,113	2.1	6,747
Policy consultant.....	18	68,270	15	56,992	13.8	45,242
Professional assistant.....					4.4	14,394
Classification investigator.....					0.3	850
Procedure investigator.....	3	11,270	3	11,140	3	9,664
Procedure analyst.....	5	18,219	4	14,670	0.7	2,429
Liaison assistant.....	3	10,920	3	10,920	2.2	6,907
Training supervisor.....					0.1	347
Training specialist.....	1	3,860	1	3,777		
Training representative.....					0.8	2,588
Fiscal standards analyst.....					0.8	2,667
Chief of unit.....					0.8	2,609
Grade 8. Range \$3,310 to \$3,970.....	18	61,164	17.7	60,046	14.4	41,722
Grade 7. Range \$2,980 to \$3,640.....	66	204,417	62.3	192,057	56.1	148,144
Grade 6. Range \$2,650 to \$3,310.....	30	83,350	28.9	79,776	28.6	66,769
Grade 5. Range \$2,320 to \$2,980.....	80.7	201,156	77.1	186,510	75.1	154,265
Grade 4. Range \$2,100 to \$2,496.....	293	634,684	267.3	575,773	229	415,593
Grade 3. Range \$1,902 to \$2,298.....	589.6	1,165,330	523.9	1,030,721	531.9	870,878
Grade 2. Range \$1,704 to \$2,100.....	2,196.7	3,607,929	2,194	3,832,057	1,935.5	2,839,652
Grade 1. Range \$1,506 to \$1,902.....	1,132.1	1,750,620	1,131.8	1,729,819	1,103.6	1,393,801
Professional service:						
Grade 7. Range \$7,175 to \$8,225:						
Assistant director.....	1	8,225	1	8,225	1	7,250
Grade 6. Range \$6,230 to \$7,070:						
Associate chief of division.....	1	6,650	1	6,650		
Chief of section.....					1	5,800
Consulting economist.....					0.5	2,875
Grade 5. Range \$5,180 to \$6,020:						
Chief of section.....	2	10,360	2	10,360	0.4	1,917
Economic analyst.....					0.3	1,533
Actuarial mathematician.....	2	10,570	2	10,570	3.8	17,768
Chief of unit.....						
Grade 4. Range \$4,300 to \$5,180:						
Chief of section.....	1	4,300	1	4,270		
Chief of unit.....	3	13,780	3	13,575	1	3,800
Social science analyst.....	2	9,700	2	9,700	3.5	14,058
Actuarial mathematician.....	1	4,300	1	4,100	1	3,800
Economist.....					2	7,900
Grade 3. Range \$3,640 to \$4,300:						
Assistant chief of section.....	1	3,750	1	3,750		
Actuarial mathematician.....	3	11,140	3	11,140	3	9,660
Statistician.....	1	3,640	1	3,640	1	3,409
Economist.....	6	22,830	6	22,748	7	22,744
Classification analyst.....					1	3,187
Social science analyst.....	4	14,890	4	14,835	3.4	11,189
Grade 2. Range \$2,980 to \$3,640.....	7	21,520	8	24,279	6.9	17,897
Grade 1. Range \$2,320 to \$2,980.....	5	19,880	9	22,069	7.6	15,362
Subprofessional service:						
Grade 6. Range \$2,320 to \$2,980.....	1	2,540	1	2,540	1.2	2,315
Grade 5. Range \$2,100 to \$2,496.....	3	6,468	3	6,468	3.1	5,610
Crafts, protective, and custodial service:						
Grade 7. Range \$2,364 to \$2,870.....	3	7,554	3	7,554	3	6,360
Grade 6. Range \$2,106 to \$2,562.....	3	6,666	3	6,663	3	5,599
Grade 5. Range \$1,968 to \$2,364.....	2	4,134	2	4,134	2	3,420
Grade 4. Range \$1,770 to \$2,106.....	31	58,170	30.7	57,524	27.9	43,194
Grade 3. Range \$1,572 to \$1,902.....	16	26,274	15.9	25,985	9.6	13,061
Grade 2. Range \$1,440 to \$1,770.....	165.5	250,068	164.9	247,349	136.2	166,847
Total permanent, departmental.....	4,816.8	9,180,366	4,671.7	8,807,916	4,317.9	6,777,773
Temporary employment, departmental.....					46.5	59,088
Part-time employment, departmental.....			25	37,650	35.8	45,739
W. A. E. employment, departmental.....					0.1	31
Overtime pay, departmental.....					203,221	1,307,534
Night differential, departmental.....		219,900		223,700		
All personal services, departmental.....	4,816.8	9,400,266	4,696.7	9,272,487	4,400.3	8,390,165
<b>PERSONAL SERVICES, FIELD</b>						
Clerical, administrative, and fiscal service:						
Grade 13. Range \$6,230 to \$7,070:						
Area chief.....	5	31,990	5	31,570	4	21,941
Administrative officer.....	11	73,360	11	73,202	5	29,200
Regional representative.....					6.5	38,050
Grade 12. Range \$5,180 to \$6,020:						
Regional representative.....	11	60,130	11	59,710	1	4,600
Administrative officer.....	36	202,440	39.5	220,570	48.7	234,911
Administrative assistant.....					6.5	31,628
Grade 11. Range \$4,300 to \$5,180:						
Regional representative.....	21	94,480	21	94,370		
Chief of section.....	5	23,480	5	23,095	5	19,747
Administrative officer.....	64	298,520	62.5	291,905	66.9	307,297

SOCIAL SECURITY BOARD—Continued

Salaries, Bureau of Old-Age and Survivors Insurance, Social Security Board—Continued

By objects	Obligations						
	Estimate, 1947	Estimate, 1946	Actual, 1945				
<b>PERSONAL SERVICES, FIELD—continued</b>							
Clerical, administrative, and fiscal service—Continued	Man-years	Total salary	Man-years	Total salary	Man-years	Total salary	
Grade 10. Range \$3,970 to \$4,630.	8	\$32,640	8	\$31,950	2.2	\$7,729	
Chief of section	8	832,640	8	831,950	2.8	10,118	
Assistant chief of section	5	20,510	5	20,455	0.2	875	
Chief of unit					0.9	3,150	
Assistant chief of unit					40.7		
Administrative officer	36		38.5			150,594	
Administrative assistant		149,960		161,013	0.5	1,682	
Grade 9. Range \$3,640 to \$4,300					3.1	10,043	
Chief of section					0.8	2,475	
Chief of unit	11	41,140	11	40,892	1.9	6,824	
Administrative officer					131.3		
Administrative assistant	167		150			435,576	
Procedure consultant	5	18,860	5	18,750	5.1	16,517	
Procedure analyst					8.6	27,767	
Supervisor of unit						220,874	
Grade 8. Range \$3,310 to \$3,970	79	2/2,930	75.7	260,427	74	220,874	
Grade 7. Range \$2,980 to \$3,640	349.9	1,079,843	315.7	971,182	152.6	589,783	
Grade 6. Range \$2,650 to \$3,310	222.1	605,001	232.6	623,793	247.7	354,344	
Grade 5. Range \$2,320 to \$2,980	959.1	2,261,553	794.6	1,858,748	718.6	506,176	
Grade 4. Range \$2,100 to \$2,496	689.1	1,479,859	842.8	1,796,049	1.3	322,264	
Grade 3. Range \$1,902 to \$2,298	617.1	1,198,750	520.6	1,007,950	368.3	936,614	
Grade 2. Range \$1,704 to \$2,100	1,614.5	2,847,280	1,677.4	2,932,082	1,314.6	1,945,323	
Grade 1. Range \$1,506 to \$1,902	103.3	161,634	111.2	171,106	187	240,176	
Crafts, protective, and custodial service							
Grade 2. Range \$1,440 to \$1,770	14.3	21,065	13.8	20,021	9.8	11,955	
<b>Total permanent, field</b>	<b>5,033.4</b>	<b>11,617,185</b>	<b>4,956.9</b>	<b>11,285,113</b>	<b>3,836.4</b>	<b>7,488,263</b>	
Temporary employment, field						44,863,460	
Part-time employment, field						0.3	501
W. A. E. employment, field	8	13,632	8	13,632	3.6	5,043	
Overtime pay, field						195,205	
Additional pay for foreign service, field		7,917				1,573,318	
All personal services, field	5,041.4	11,638,734	4,964.9	11,501,827	3,885.1	9,135,540	
01 Personal services (net)	9,858.2	21,039,000	9,661.6	20,774,314	8,285.4	17,525,705	
Reimbursements for services performed						-33,097	
Received by transfer from—							
“Salaries, consolidated operations, Social Security Board”						-67,500	
“Salaries, Bureau of Public Assistance, Social Security Board”						-47,500	
“Salaries, Bureau of Employment Security, Social Security Board”						-10,000	
Net total obligations	21,039,000		20,756,834		17,367,608		
Excess of obligations over appropriation due to Public Law 106			-3,240,209				
Estimated savings, unobligated balance						243,292	
<b>Total estimate or appropriation</b>	<b>21,039,000</b>		<b>17,516,625</b>		<b>17,610,900</b>		

Salaries, Consolidated Operations, Social Security Board—

Salaries, [offices of the] consolidated operations, Social Security Board: For personal services in the District of Columbia and elsewhere of the Social Security Board and its several offices and bureaus, not otherwise appropriated for herein, [\$2,928,000] \$3,588,000, including the salary of an executive director at the rate of [\$9,500] \$10,000 per year. (42 U. S. C. 901-904; Act of July 3, 1945, Public Law 124; Act of Dec. 28, 1945, Public Law 269.)

Estimate 1947, \$3,588,600 Appropriated 1946, \$2,978,000

\* Includes \$50,000 appropriated in the First Deficiency Appropriation Act, 1946.

By objects	Obligations				
	Estimate, 1947	Estimate, 1946	Actual, 1945		
<b>PERSONAL SERVICES, DEPARTMENTAL</b>					
Clerical, administrative, and fiscal service	Man-years	Total salary	Man-years	Total salary	
Grade 16. In excess of \$9,800:					
Board member	3	\$30,000	3	\$30,000	
Executive director	1	10,000	1	10,000	
Grade 15. Range \$8,750 to \$9,800:					
Assistant executive director	1	9,276	1	9,079	
				1	8,188

By objects	Obligations						
	Estimate, 1947	Estimate, 1946	Actual, 1945				
<b>PERSONAL SERVICES, DEPARTMENTAL—CON.</b>							
Clerical, administrative, and fiscal service—Continued	Man-years	Total salary	Man-years	Total salary	Man-years	Total salary	
Grade 14. Range \$7,175 to \$8,225:							
Director, Bureau of Accounts and Audits	1	\$7,700	1	\$7,700	1	\$6,750	
Director, informational service	1	8,225	1	8,225	0.8	5,833	
Chief of division	1	7,175	0.7	5,243			
Grade 13. Range \$6,230 to \$7,070:							
Member of appeals council	2	13,720	2	13,405	2	12,000	
Assistant director, informational service	1	6,230	0.7	4,553			
Assistant director, Bureau of Accounts and Audits	1	6,440	0.4	2,513	0.8	4,449	
Chief, personnel and business management services	1	6,440	1	6,440	1	5,700	
Regional representative						0.5	3,000
Chief of division	4	26,390	4	26,338	4	23,157	
Assistant chief of division	1	6,440	1	6,440			
Personnel consultant						1	5,600
Information officer	1	6,230	1	6,230			
Consultant						0.8	4,433
Personnel methods consultant	1.1	7,040	1.1	6,885			
Information specialist						0.1	467
Grade 12. Range \$5,180 to \$6,020:							
Chief of division	1.5	8,400	1.6	8,950	0.4	1,750	
Assistant chief of division	4	23,030	4	22,873	2.4	12,117	
Chief of section	4	21,560	3.9	20,962	2.8	13,543	
Assistant chief, personnel and business management services	1	5,390	1	5,285	1	4,600	
Chief of unit						1	4,600
Fiscal consultant	1	5,600	1	5,600	0.8	3,683	
Field coordinator	1	5,390	1	5,338			
Labor information field specialist						1	4,600
Information specialist	1.2	5,975	1.2	5,977			
Personnel methods consultant						1.3	5,911
Labor information specialist	2	10,570	2	10,570			
Training specialist						1	5,400
Industrial engineer	1	6,020	1	5,915	1	5,200	
Personnel research technician						0.5	2,262
Accountant						0.5	2,223
Grade 11. Range \$4,300 to \$5,180:							
Chief of division	3	14,220	3	14,000	2.1	8,799	
Assistant chief of division						0.5	2,300
Associate chief of division	1	4,300	1	4,300			
Chief of section	2	9,480	2	9,315	2	7,600	
Assistant chief of section						1	3,800
Administrative officer	2	8,600	1.9	7,938	0.5	2,025	
Secretary to Board	1	4,740	1	4,740	1	3,939	
Classification investigator	2	9,150	1.8	8,202	1	3,850	
Constructive accountant	3	13,120	2.3	10,110	1	3,850	
Accountant	1	4,300	0.5	2,150	1	4,300	
Administrative analyst						1	4,150
Procedure investigator	3	13,560	3	13,285	3	11,566	
Editor-writer	1	4,520	1	4,466	1	3,800	
Field coordinator						1	3,800
Consultant on public relations	1	4,300	0.5	2,150			
Training specialist	2	9,040	2	8,930	2	7,600	
Reviewer						1	3,950
Supervisor of unit	2	9,260	2	9,040			
Personnel methods consultant	3	13,120	3	13,066	1	3,850	
Personnel methods analyst						1	3,800
Budget analyst	1	4,300					
Grade 10. Range \$3,970 to \$4,630:							
Chief of section						0.1	239
Grade 9. Range \$3,640 to \$4,300:							
Chief of division	0.4	1,456	0.4	1,456	0.8	2,758	
Assistant chief of division	2	7,500	1.9	7,053	0.8	2,663	
Chief of section	1	3,640	0.7	2,730	0.7	2,180	
Assistant chief of section	1	3,750	1	3,750	1	3,200	
Audit reviewer	8.2	30,380	7.8	29,007	6.6	21,670	
Personnel methods consultant	2	7,500	2	7,418	4	12,950	
Training specialist	1	3,750	1	3,750	1	3,200	
Administrative assistant	1	3,750	1	3,695	1.8	5,867	
Personnel assistant	3	11,250	3	11,250	4	12,750	
Reviewer						0.1	454
Placement officer	1	3,640	0.8	2,940			
Fiscal and plans analyst	1	4,080	1	4,053	1	3,475	
Administrative officer	1.1	4,030	1.1	3,973			
Procedure investigator	1.4	5,150	1.4	5,150	1.8	5,890	
Classification investigator	1.6	5,990	0.2	840			
Personnel methods analyst	2	7,500	2	7,473	0.1	338	
Editor			0.3	1,092			
Labor information field writer						0.1	356
Grade 8. Range \$3,310 to \$3,970	3	11,030	3.1	11,248	3	9,287	
Grade 7. Range \$2,980 to \$3,640	32.7	101,818	31.7	98,092	25.7	68,785	
Grade 6. Range \$2,650 to \$3,310	20.2	58,020	19.9	56,466	21.1	50,041	
Grade 5. Range \$2,320 to \$2,980	63.2	156,655	62.5	153,238	62.3	128,153	
Grade 4. Range \$2,100 to \$2,496	105.2	229,619	98.1	212,492	88.1	161,258	
Grade 3. Range \$1,902 to \$2,298	165.2	325,511	161.1	316,648	149.6	246,075	
Grade 2. Range \$1,704 to \$2,100	109.6	192,762	108.6	189,386	99.2	144,135	
Grade 1. Range \$1,506 to \$1,902	4	6,288	4	6,190	2.3	3,007	
Professional service:							
Grade 8. Range \$8,750 to \$9,800:							
Director, Bureau of Research and Statistics	1	9,275	1	9,275	1	8,250	
Actuarial consultant	1	9,800	1	9,800			
Accountant						1	0,000
Grade 7. Range \$7,175 to \$8,225:							
Assistant director, Bureau of Research and Statistics	1	7,437	1	7,437	1	6,500	
Assistant actuary	1	7,962	1	7,897	1	7,000	

By objects	Obligations					
	Estimate, 1947		Estimate, 1946		Actual, 1945	
	Man-years	Total salary	Man-years	Total salary	Man-years	Total salary
<b>PERSONAL SERVICES, DEPARTMENTAL—cont.</b>						
<b>Professional service—Continued</b>						
Grade 7. Range \$7,175 to \$8,225—Con.						
Chairman of appeals council	1	\$7,700	1	\$7,700	1	\$6,750
Chief of division	3	21,525	3	21,525		
Consultant					0 2	1,083
Grade 6. Range \$6,230 to \$7,070:						
Chief of division	2	13,720	2	13,563	5	29,200
Chief of section	4	24,920	4	24,920		
Actuarial mathematician	1	6,800	1	6,808	1	6,000
Personnel research technician	1	6,230	0.5	2,875		
Grade 5. Range \$5,180 to \$6,020:						
Assistant to the director	0.5	2,590	0.5	2,590		
Assistant chief of division					1	4,800
Chief of section	4	21,140	4	21,140	3	14,000
Attorney					1	4,850
Actuarial mathematician	1	5,390	1	5,293	0.5	2,415
Technical adviser	1	5,390	1	5,390	1	4,600
Personnel research technician					0.5	2,902
Consulting referee	1	5,810	1	5,810		
Economist					1.8	8,239
Consultant					0.3	1,783
Editor-writer	0.6	2,789	0.8	4,184	0.4	1,789
Grade 4. Range \$4,300 to \$5,180:						
Chief of section	1	4,960	1	4,795	1	4,200
Economist	3	13,560	3	13,450	3	11,335
Social economist	1	4,960	1	4,960	1	4,200
Medical economist	2	8,600	1	4,300	1	3,700
Medical adviser	1	4,520	1	4,410	1	3,800
Technical consultant					1	3,636
Librarian	1	5,180	1	5,180	1	4,600
Attorney	2	8,820	2	8,710	1	3,800
Actuarial mathematician	1	4,520	1	4,355	1	3,828
Social statistician	3	13,560	3	13,560	3	11,500
Editor-writer	1	4,520	1	4,466	1.6	6,002
Statistician	1	4,300			0.3	1,246
Economic statistician	1	4,300	1	4,300	0.2	600
Personnel research technician	3	13,120	2.8	12,128		
Grade 3. Range \$3,640 to \$4,300:						
Chief of section	1	3,640	1	3,640		
Medical economist					0.4	1,375
Personnel research technician	1	3,860	1	3,778	1.9	6,025
Technical consultant	2	7,390	1.9	6,971		
Economic editor	1	3,860	1	3,860	0.1	330
Librarian	1	4,080	1	4,025	1	3,450
Economist					1.8	5,903
Social science analyst	4	14,780	3.7	13,578	2.5	7,877
Actuarial mathematician	1	3,640	1	3,640	0.1	496
Technical analyst	1	3,750	1	3,750	1	3,263
Statistician	1.7	6,370	1.7	6,369	0.7	2,159
Personnel research assistant					0.4	1,298
Grade 2. Range \$2,980 to \$3,640:	16.5	50,263	15.6	47,690	12.3	32,407
Grade 1. Range \$2,320 to \$2,980:	14.2	34,994	14.2	34,788	16.7	34,683
<b>Subprofessional service:</b>						
Grade 7. Range \$2,650 to \$3,310:	2	5,520	2	5,438	1.9	4,427
Grade 6. Range \$2,320 to \$2,980:	1	2,540	1	2,540	1	2,023
Grade 5. Range \$2,100 to \$2,496:	7.2	15,862	6.7	14,609	4.3	8,078
Grade 4. Range \$1,902 to \$2,298:	5	9,807	5.5	10,661	5.4	8,845
Grade 3. Range \$1,704 to \$2,100:	1	1,803	2	3,524	2.1	3,064
<b>Crafts, protective, and custodial service:</b>						
Grade 7. Range \$2,364 to \$2,870:	1	2,430	1	2,430	0.3	680
Grade 6. Range \$2,166 to \$2,562:	1	2,298	1	2,298	1.7	3,210
Grade 5. Range \$1,968 to \$2,364:	1	2,034	1	2,018	0.5	919
Grade 4. Range \$1,770 to \$2,166:	1	1,836	1	1,787	1	1,438
Grade 3. Range \$1,572 to \$1,902:	33.3	54,771	30.5	49,592	30.4	40,521
Grade 2. Range \$1,440 to \$1,770:	21.4	32,563	20.3	30,170	17.8	22,015
Total permanent, departmental	760	2,075,842	733.4	1,986,415	668.8	1,530,851
Temporary employment, departmental	0.1	334	0.1	334		
Part-time employment, departmental					3	4,774
W. A. E. employment, departmental	0.1	635	0.4	3,321	0.6	2,537
Overtime pay, departmental						289,086
All personal services, departmental	760.2	2,076,811	733.9	2,021,387	672.4	1,827,248
<b>PERSONAL SERVICES, FIELD</b>						
<b>Clerical, administrative, and fiscal service:</b>						
Grade 14. Range \$7,175 to \$8,225:						
Regional director	10.5	81,902	10.5	81,771	10.6	73,542
Grade 13. Range \$6,230 to \$7,070:						
Territorial director	2	13,300	2	13,300	2	11,600
Assistant regional director	4.5	29,190	4.5	29,033	4.5	25,322
Executive assistant	1	6,860	1	6,755	2	11,600
Grade 12. Range \$5,180 to \$6,020:						
Regional auditor	11	64,120	10.6	61,398	10.7	54,708
Referee	13	71,960	13	71,540	10.1	49,572
Personnel representative	10	51,800	4.5	24,700		
Executive assistant	4.5	24,360	4.5	24,036	4.3	20,006
Regional informational service representative	4	21,560	4	21,246	5.3	24,671
Grade 11. Range \$4,300 to \$5,180:						
Regional informational service representative	2.6	11,350	2.8	12,370	2.6	9,817
Personnel methods consultant					8	30,537
Field auditor					0.8	3,144
Grade 10. Range \$3,970 to \$4,620:						
Auditor	11	45,870	11	45,788	9.1	33,016
Grade 9. Range \$3,640 to \$4,300:						
Auditor	20	76,430	19.2	72,987	21.2	69,568
Personnel methods consultant					1.5	4,933
Administrative assistant	11	41,800	11	41,691	10	32,660
Chief clerk					1	3,200
Grade 8. Range \$3,310 to \$3,970:	14	48,870	14	48,570	12.7	37,887
Grade 7. Range \$2,980 to \$3,640:	44.5	139,129	49.4	152,925	36.9	98,982

By objects	Obligations					
	Estimate, 1947		Estimate, 1946		Actual, 1945	
	Man-years	Total salary	Man-years	Total salary	Man-years	Total salary
<b>PERSONAL SERVICES, FIELD—continued</b>						
<b>Clerical, administrative, and fiscal service—Continued</b>						
Grade 6. Range \$2,650 to \$3,310:	17.5	\$48,300	17.5	\$47,016	18.7	\$43,274
Grade 5. Range \$2,320 to \$2,980:	40.4	99,437	38.6	94,083	37.3	76,388
Grade 4. Range \$2,100 to \$2,496:	49	107,388	49	106,648	48.6	88,516
Grade 3. Range \$1,902 to \$2,298:	165.6	317,856	136	269,096	121.1	200,135
Grade 2. Range \$1,704 to \$2,100:	96.5	173,181	96.5	171,592	97.6	144,272
Grade 1. Range \$1,506 to \$1,902:	3	4,584	3	4,551	4.4	5,691
<b>Professional service:</b>						
Grade 4. Range \$4,300 to \$5,180:						
Regional informational service representative	4	19,620	4	19,345	4	16,650
<b>Crafts, protective, and custodial service:</b>						
Grade 3. Range \$1,572 to \$1,902:	3	4,848	3	4,750	1.9	2,395
Grade 2. Range \$1,440 to \$1,770:	2	2,946	2	2,897	2.6	3,085
Total permanent, field	544.6	1,506,661	517.6	1,453,567	489.5	1,175,471
W. A. E. employment, field					0.5	2,076
Overtime pay, field						220,127
Additional pay for foreign service, field		7,524		7,490		5,185
All personal services, field	544.6	1,514,185	517.6	1,484,867	490	1,402,859
01 Personal services (net)	1,304.8	3,590,996	1,251.5	3,506,254	1,162.4	3,230,107
Reimbursements for services performed		-2,996		-2,996		-11,938
Transferred to "Salaries, Bureau of Old-Age and Survivors Insurance, Social Security Board"						+67,500
Net total obligations		3,588,000		3,503,258		3,285,669
Excess of obligations over appropriation due to Public Law 106				-525,258		
Estimated savings, unobligated balance						114,331
Total estimate or appropriation		3,588,000		2,978,000		3,400,000
<b>BY PROJECTS OR FUNCTIONS</b>						
1. Office of the Board		\$70,445		\$70,829		\$69,182
2. Office of the actuary		57,420		57,430		51,535
3. Office of appeals council		158,942		158,798		127,225
4. Office of executive director		31,205		33,294		32,088
5. Personnel and business management services		847,260		832,071		748,848
6. Coordinating and procedure division		69,430		65,496		61,171
7. Field operations division		44,005		45,021		44,983
8. Publications and review division		53,561		53,497		49,180
9. Training division		34,699		34,920		34,840
10. State technical advisory service		194,652		192,308		161,413
11. Regional offices		902,500		865,295		836,492
12. Bureau of Research and Statistics		234,195		221,218		202,743
13. Bureau of Accounts and Audits		715,103		698,691		666,875
14. Informational service		176,979		177,446		143,532
Grand total obligations		3,590,996		3,506,254		3,230,107
Adjustments (see objects schedule for detail)		-2,996		-525,254		+169,893
Total estimate or appropriation		3,588,000		2,978,000		3,400,000

**Miscellaneous Expenses, Social Security Board—**

Miscellaneous expenses, Social Security Board: For all expenses, not otherwise appropriated for, necessary to enable the Social Security Board to carry into effect the provisions of the Social Security Act as amended (42 U. S. C. 301-1305), including [public instruction and information, and the procurement of information relating to the death of individuals entitled to benefits, receiving benefits, or upon whose death some other individual may become entitled to benefits, under title II of said Act, from proper State and local officials, including officials of the District of Columbia, Alaska, and Hawaii or individuals designated by such State and local officials, and as authorized by the Administrator for personal services on a piece-work basis or otherwise in connection with the procurement of such information without regard to section 3709 of the Revised Statutes and the civil-service and classification laws, which expenses shall include reproducing and photographic equipment; periodicals; purchase and exchange of lawbooks and books of reference; library membership fees or dues in organizations which issue publications to members only or to members at a lower price than to others, payments for which may be made in advance; alterations and repairs; purchase (not exceeding three), operation, maintenance, and repair of passenger-carrying automobiles; \$2,735,000] \$3,028,000. (42 U. S. C. 901-904; Act of July 3, 1945, Public Law 124; Act of Dec. 28, 1945, Public Law 269.)

Estimate 1947, \$3,028,000      Appropriated 1946, \* \$2,867,500

\* Includes \$132,500 appropriated in the First Deficiency Appropriation Act, 1946.

SOCIAL SECURITY BOARD—Continued

Miscellaneous Expenses, Social Security Board—Continued

By objects	Obligations		
	Estimate, 1947	Estimate, 1946	Actual, 1945
03 Transportation of things.....	\$70,000	\$70,000	\$60,136
04 Communication services.....	232,000	232,000	232,713
05 Rents and utility services:			
Heat, light, and power.....	77,800	75,600	73,301
Rental of space.....	798,660	773,095	738,621
Rental of equipment.....	1,214,000	1,177,800	1,070,352
07 Other contractual services:			
Storage and care of vehicles.....	170	170	170
Repairs and alterations.....	30,100	30,100	30,050
Special and miscellaneous services.....	6,800	6,800	6,817
08 Supplies and materials.....	282,700	277,500	258,579
09 Equipment.....	303,270	211,935	205,774
Grand total obligations.....	3,015,500	2,855,000	2,676,513
Reimbursements for services performed... Transferred to "Miscellaneous expenses, Office of Administrator, Federal Security Agency".....	+12,500	+12,500	+12,500
Net total obligations.....	3,028,000	2,867,500	2,689,013
Estimated savings, unobligated balance.....			54,574
Total estimate or appropriation.....	3,028,000	2,867,500	2,743,587
<b>BY PROJECTS OR FUNCTIONS</b>			
1. Consolidated operations, Social Security Board.....	\$339,085	\$316,425	\$316,360
2. Bureau of Old-Age and Survivors Insurance.....	2,655,290	2,525,800	2,347,525
3. Bureau of Public Assistance.....	10,375	6,800	6,675
4. Bureau of Employment Security.....	10,750	5,975	5,953
Grand total obligations.....	3,015,500	2,855,000	2,676,513
Adjustments (see objects schedule for detail).....	+12,500	+12,500	+12,500
Total estimate or appropriation.....	3,028,000	2,867,500	2,743,587

If during the fiscal year [1945] 1946 or [1946] 1947 functions are transferred by the Federal Security Administrator from or between any of the said offices or bureaus, the Administrator may transfer from or between the appropriations herein made for salaries for the Social Security Board the amounts necessary for personal services in connection with the functions so transferred.

Not to exceed 5 per centum of any of the foregoing appropriations for salaries for the Social Security Board may, subject to the approval of the Director of the Bureau of the Budget, be transferred by the Administrator to any other of such appropriations, but no appropriation may be increased more than 5 per centum thereby.

None of the moneys appropriated by this Act to the Social Security Board or to the Children's Bureau of the Department of Labor for grants-in-aid of State agencies to cover, in whole or in part, the cost of operation of said agencies, including the salaries and expenses of officers and employees of said agencies, shall be withheld from the said agencies of any States which have established by legislative enactment and have in operation a merit system and classification and compensation plan covering the selection, tenure in office, and compensation of their employees, because of any disapproval of their personnel or the manner of their selection by the agencies of the said States, or the rates of pay of said officers or employees. (Act of July 3, 1945, Public Law 124.)

Traveling Expenses, Federal Security Agency (Transfer to Social Security Board)—

By objects	Obligations		
	Estimate, 1947	Estimate, 1946	Actual, 1945
02 Travel.....	\$896,200	\$808,230	\$709,311
Reimbursements for services performed... Received by transfer from "Traveling expenses, Federal Security Agency".....	-896,200	-807,960	-842,900
Estimated savings, unobligated balance.....			134,538
Total estimate or appropriation.....			

Printing and Binding, Federal Security Agency (Transfer to Social Security Board)—

By objects	Obligations		
	Estimate, 1947	Estimate, 1946	Actual, 1945
06 Printing and binding.....	\$703,000	\$600,000	\$556,657
Received by transfer from "Printing and binding, Federal Security Agency".....	-703,000	-600,000	-676,432
Estimated savings, unobligated balance.....			119,775
Total estimate or appropriation.....			

Working Fund, Federal Security Agency, Social Security Board (Advance From Office of Community War Services)—

By objects	Obligations		
	Estimate, 1947	Estimate, 1946	Actual, 1945
<i>To reimburse the Social Security Board for space occupied in and for utilities furnished to the Office of Community War Services by the regional offices</i>			
04 Communication services.....		\$5,500	\$10,690
05 Rents and utility services.....		6,900	22,289
Grand total obligations.....		12,400	32,979
Advanced from Office of Community War Services.....		-12,400	-33,000
Estimated savings, unobligated balance.....			21
Total estimate or appropriation.....			

Working Fund, Federal Security Agency, Social Security Board (Bureau of Foreign and Domestic Commerce)—

By objects	Obligations					
	Estimate, 1947		Estimate, 1946		Actual, 1945	
<i>To reimburse the Bureau of Old-Age and Survivors Insurance for a survey of business births and deaths</i>						
<b>PERSONAL SERVICES, DEPARTMENTAL</b>						
Clerical, administrative, and fiscal service:						
Grade 4. Range \$2,100 to \$2,496.....	1	\$2,100	1	\$2,100	0.8	\$1,479
Grade 3. Range \$1,902 to \$2,298.....	2	3,504	2	3,504	1.6	2,516
Grade 2. Range \$1,704 to \$2,100.....	3	5,112	3	5,112	5	7,133
Grade 1. Range \$1,506 to \$1,902.....	19.4	29,216	19	28,614	10.4	13,286
Total permanent, departmental.....	25.4	40,232	25	39,630	17.8	24,414
Overtime pay, departmental.....				1,002		5,647
01 Personal services (net).....	25.4	40,232	25	40,632	17.8	30,061
<b>OTHER OBLIGATIONS</b>						
05 Rents and utility services (rental of equipment).....		4,268		4,268		3,254
08 Supplies and materials.....		1,500		1,500		909
Total other obligations.....		5,768		5,768		4,163
Grand total obligations.....		46,000		46,400		34,224
Prior year balance available in 1945.....						-4,224
Advanced from Bureau of Foreign and Domestic Commerce.....		-46,000		-46,400		-30,000
Total estimate or appropriation.....						

Working Fund, Federal Security Agency, Social Security Board (Bureau of Labor Statistics)—

By objects	Obligations					
	Estimate, 1947		Estimate, 1946		Actual, 1945	
<i>To reimburse the Social Security Board for costs incurred by the Bureau of Old-Age and Survivors Insurance in preparing tabulations and analyses of earnings and employment by State and/or industry</i>						
<b>PERSONAL SERVICES, DEPARTMENTAL</b>						
Professional service:						
Grade 2. Range \$2,980 to \$3,640.....					0.1	\$253
Clerical, administrative, and fiscal service:						
Grade 6. Range \$2,650 to \$3,310.....					0.1	211
Grade 4. Range \$2,100 to \$2,496.....					0.1	170
Grade 3. Range \$1,902 to \$2,298.....			0.6	\$1,141	0.4	576
Grade 2. Range \$1,704 to \$2,100.....			3.3	5,623	2.1	3,298
Grade 1. Range \$1,506 to \$1,902.....					1.6	2,018
Total permanent, departmental.....			3.9	6,764	4.4	6,526
Overtime pay, departmental.....				170		1,436
01 Personal services (net).....			3.9	6,934	4.4	7,962
<b>OTHER OBLIGATIONS</b>						
05 Rents and utility services (rental of equipment).....				966		135
08 Supplies and materials.....				400		1,300
Total other obligations.....				1,366		1,435
Grand total obligations.....				8,300		9,397
1945 balance available in 1945.....				-8,903		+8,903
Advanced from Bureau of Labor Statistics.....						-18,300
Estimated savings, unobligated balance.....				603		
Total estimate or appropriation.....						

**Working Fund, Federal Security Agency, Social Security Board (Railroad Retirement Board)—**

By objects	Obligations					
	Estimate, 1947		Estimate, 1946		Actual, 1945	
<i>To reimburse the Bureau of Old-Age and Survivors Insurance for securing alphabetic and numerical searches and photostatic copies of applications for Social Security Board account numbers</i>						
<b>PERSONAL SERVICES, DEPARTMENTAL</b>	Man- years	Total salary	Man- years	Total salary	Man- years	Total salary
Clerical, administrative, and fiscal service: Grade 2. Range \$1,704 to \$2,100.....	11	\$18,744	14	\$23,856	3.6	\$5,140
Grade 1. Range \$1,506 to \$1,902.....	1	1,506	1	1,506	0.3	326
Total permanent, departmental.....	12	20,250	15	25,362	3.9	5,466
Overtime pay, departmental.....				638		765
01 Personal services (net).....	12	20,250	15	26,000	3.9	6,231
Advanced from Railroad Retirement Board.....		-20,250		-26,000		-6,231
Total estimate or appropriation.....						

**Working Fund, Federal Security Agency, Social Security Board (Advance From Selective Service System) (Transfer to War)—**

By objects	Obligations		
	Estimate, 1947	Estimate, 1946	Actual, 1945
<i>For grants to the States for obtaining medical and social history information on registrants</i>			
11 Grants, subsidies, and contributions.....		\$1,299,449	\$700,551
1945 balance available in 1946.....		-299,449	+299,449
Advanced from Selective Service System.....		-1,000,000	-1,000,000
Total estimate or appropriation.....			

**Working Fund, Federal Security Agency, Social Security Board (Veterans Administration)—**

By objects	Obligations					
	Estimate, 1947		Estimate, 1946		Actual, 1945	
<i>To reimburse the Social Security Board for administrative expenses applicable for processing budgets to cover the cost of State administration of veterans allowances and the development of methods for the apportionment of joint costs. Processing of time and cost reports to include the functional time chargeable to the administration of veterans allowances. Review and appraisal of regular and supplemental budgets</i>						
<b>PERSONAL SERVICES, DEPARTMENTAL</b>	Man- years	Total salary	Man- years	Total salary	Man- years	Total salary
Professional service: Grade 4. Range \$4,300 to \$5,180: Economic analyst.....			1	\$2,980	0.1	\$269
Grade 2. Range \$2,980 to \$3,640.....					0.2	444
Clerical, administrative, and fiscal service: Grade 12. Range \$5,180 to \$6,020: Budget analyst.....					0.5	2,379
Grade 11. Range \$4,300 to \$5,180: Budget analyst.....	1.7	\$7,482	1.7	7,482		
Field liaison officer.....					0.1	506
Grade 4. Range \$2,100 to \$2,496.....					0.6	1,029
Grade 3. Range \$1,902 to \$2,298.....	1.7	3,233	3.3	6,276	0.5	791
Total permanent, departmental.....	3.4	10,715	6	16,738	2	5,418

Statement of proposed expenditures for purchase, maintenance, repair, and operation of passenger-carrying vehicles for the fiscal year ending June 30, 1947

**SOCIAL SECURITY BOARD**

Appropriation	Vehicles (motor unless otherwise indicated) to be purchased		Old vehicles to be exchanged		Net cost of vehicles to be purchased	Old vehicles still to be used	Total maintenance, repair, and operation, all vehicles	Public purpose and users
	Number	Gross cost	Number	Allowance (estimated)				
Miscellaneous expenses, Social Security Board.	3	\$2,700	3	(1)	\$2,700	4	\$2,300	Automobiles are used by members of the Board and others of the staff in Washington and Baltimore to transport them to other parts of the city on official business when public transportation is not available or involves loss of time.

1 No trade-in allowance granted by Surplus Property Board.

By objects	Obligations					
	Estimate, 1947		Estimate, 1946		Actual, 1945	
<i>To reimburse the Social Security Board for administrative expenses applicable for processing budgets to cover the cost of State administration of veterans allowances and the development of methods for the apportionment of joint costs. Processing of time and cost reports to include the functional time chargeable to the administration of veterans allowances. Review and appraisal of regular and supplemental budgets—Continued</i>						
<b>PERSONAL SERVICES, DEPARTMENTAL—CON.</b>	Man- years	Total salary	Man- years	Total salary	Man- years	Total salary
Overtime pay, departmental.....						\$943
All personal services, departmental.....	3.4	\$10,715	6	\$16,738	2	6,361
<b>PERSONAL SERVICES, FIELD</b>						
Professional service: Grade 5. Range \$5,180 to \$6,020: Regional representative.....	1.5	7,642	1.5	7,642	0.7	3,202
Overtime pay, field.....						437
All personal services, field.....	1.5	7,642	1.5	7,642	0.7	3,639
01 Personal services (net).....	4.9	18,357	7.5	24,380	2.7	10,000
<b>OTHER OBLIGATIONS</b>						
06 Printing and binding.....				6,642		
Grand total obligations.....		18,357		31,022		10,000
Advanced from Veterans Administration.....		-18,357		-31,022		-10,243
Estimated savings, unobligated balance.....						243
Total estimate or appropriation.....						

**Working Fund, Federal Security Agency, Social Security Board (War Production Board)—**

By objects	Obligations					
	Estimate, 1947		Estimate, 1946		Actual, 1945	
<i>To reimburse the Bureau of Old-Age and Survivors Insurance for industrial surveys performed for the compliance division of the War Production Board</i>						
<b>PERSONAL SERVICES, FIELD</b>	Man- years	Total salary	Man- years	Total salary	Man- years	Total salary
Clerical, administrative, and fiscal service: Grade 5. Range \$2,320 to \$2,980.....					0.1	\$137
Grade 4. Range \$2,100 to \$2,496.....					0.4	676
Total permanent, field.....					0.5	813
Overtime pay, field.....						176
01 Personal services (net).....					0.5	989
<b>OTHER OBLIGATIONS</b>						
02 Travel.....						146
04 Communication services.....						4
Total other obligations.....						150
Grand total obligations.....						1,139
Prior year balance available in 1945.....						-205,362
Estimated savings, unobligated balance.....						204,223
Total estimate or appropriation.....						

Total, Social Security Board, annual appropriations, general account:

Estimate 1947, \$561,731,800      Appropriated 1946, \$512,861,599

OFFICE OF VOCATIONAL REHABILITATION

Payments to States, Vocational Rehabilitation Act, as Amended, Office of Vocational Rehabilitation, Federal Security Agency—

For payments, for carrying out the provisions of the Vocational Rehabilitation Act, as amended, to States (including Alaska, Hawaii, and Puerto Rico) which have submitted and had approved by the Federal Security Administrator State plans for vocational rehabilitation, as authorized by and in accordance with said Act, including payments, in accordance with regulations of the Administrator, for one-half of necessary expenditures for the acquisition of vending stands or other equipment in accordance with section 3 (a) (3) (C) of said Act for the use of blind persons, such stands or other equipment to be controlled by the State agency, **[\$8,258,900]** \$11,747,800, of which not to exceed **[\$102,900]** \$132,961 shall be available to the Federal Security Administrator for providing rehabilitation services to disabled residents of the District of Columbia, as authorized by section 6 of said Act, which latter amount shall be available for administrative expenses in connection with such rehabilitation in the District of Columbia, including printing and binding, and travel and subsistence, and reimbursement, at not to exceed 5 cents per mile, for travel performed by employees of the Federal Security Agency in privately owned automobiles and within the limits of their official station, when engaged in providing vocational rehabilitation services to disabled residents of the District of Columbia: Provided, That not to exceed 15 per centum of the appropriation shall be used for administrative purposes: And provided further, That section 3709 of the Revised Statutes shall not apply to any purchase made or service rendered hereunder when the aggregate amount involved does not exceed \$400. (Act of July 3, 1945, Public Law 124.)

Estimate 1947, **\$11,747,800** Appropriated 1946, **\$8,258,900**

By objects	Obligations					
	Estimate, 1947		Estimate, 1946		Actual, 1945	
	Man-years	Total salary	Man-years	Total salary	Man-years	Total salary
<b>PERSONAL SERVICES, FIELD</b>						
Clerical, administrative, and fiscal service:						
Grade 3. Range \$1,902 to \$2,298	7.1	\$13,916	5	\$9,924	4.9	\$7,994
Grade 2. Range \$1,704 to \$2,100	3	5,244	3	5,150	0.6	852
Professional service:						
Grade 5. Range \$5,180 to \$6,020:						
Chief, District of Columbia rehabilitation service	1	5,390	1	5,266	0.9	4,306
Grade 4. Range \$4,300 to \$5,180:						
Supervisor, case services	1	4,300	1	4,300	0.0	3,403
Supervisor, intake services	1	4,510	1	4,335	0.9	3,297
Supervisor, services to the blind	1	4,520	1	4,520		
Grade 3. Range \$3,640 to \$4,300:						
Psychologist	1	3,640	0.8	3,034		
Medical social worker	1	3,750	1	3,658	0.9	3,075
Rehabilitation officer	2.9	10,696	1	3,693	1.2	3,567
Rehabilitation officer for the blind	1	3,750	1	3,750		
Grade 2. Range \$2,980 to \$3,640	8	24,390	6	18,119	4.8	12,945
Grade 1. Range \$2,320 to \$2,980	3	7,290	3	7,113	1.5	2,822
Total permanent, field	31	91,366	24.8	72,862	16.6	42,561
Temporary employment, field			0.2	260		
Overtime pay, field				1,145		8,391
01 Personal services (net)	31	91,366	25	74,267	16.6	50,952
<b>OTHER OBLIGATIONS</b>						
02 Travel		1,250		800		206
04 Communication services		1,050		1,000		1,430
06 Printing and binding		100		100		
07 Other contractual services		75,507		62,632		37,508
08 Supplies and materials		650		600		485
09 Equipment		538		600		2,123
11 Grants, subsidies, and contributions		11,614,839		8,156,000		6,994,560
Total other obligations		11,693,934		8,221,132		7,036,313
Grand total obligations		11,785,300		8,295,399		7,087,265
Reimbursements for services performed		-37,500		-25,000		-25,000
Net total obligations		11,747,800		8,270,399		7,062,265
Excess of obligations over appropriation due to Public Law 106				-11,499		
Estimated savings, unobligated balance						937,735
Total estimate or appropriation		11,747,800		8,258,900		8,000,000

General Administrative Expenses, Office of Vocational Rehabilitation, Federal Security Agency—

For general administrative expenses in carrying out the provisions of the Vocational Rehabilitation Act, as amended, including personal services in the District of Columbia and elsewhere and not to exceed **[\$3,000]** \$2,000 for temporary employment of specialists in the fields of medicine and surgery, by contract or otherwise, without regard to section 3709 of the Revised Statutes and the civil-service and classification laws; [expenses incident to courses of instruction, tuition, and books for Federal and State personnel

detailed to attend courses of instruction authorized by section 7 of said Act;] purchase of reprints of scientific and technical articles published in periodicals and journals; and purchase and exchange of books of reference and periodicals; and purchase and distribution of educational films (not to exceed \$30,000); **[\$427,988]** \$644,300. (Act of July 3, 1945, Public Law 124.)

Estimate 1947, **\$644,300** Appropriated 1946, **\$427,988**

By objects	Obligations					
	Estimate, 1947		Estimate, 1946		Actual, 1945	
	Man-years	Total salary	Man-years	Total salary	Man-years	Total salary
<b>PERSONAL SERVICES, DEPARTMENTAL</b>						
Clerical, administrative, and fiscal service:						
Grade 15. Range \$8,750 to \$9,800:						
Director	1	\$9,013	1	\$9,013	1	\$8,000
Grade 14. Range \$7,175 to \$8,225:						
Associate director	1	7,437	1	7,437	1	6,500
Grade 13. Range \$6,230 to \$7,070:						
Chief, division of administrative standards	1	6,440	1	6,396	1	5,600
Chief, State informational service section	1	6,230	0.8	4,658		
Grade 12. Range \$5,180 to \$6,020:						
Chief, fiscal standards and control section	1	5,390	0.7	4,419	1	4,600
Chief, management standards section	1	6,020	1	6,020	1	4,950
Field information officer	1	5,180	0.6	3,024		
Grade 11. Range \$4,300 to \$5,180:						
Administrative officer	1	4,520	1	4,520	1	3,800
Information specialist	0.9	3,870			0.6	1,150
Constructive accountant	1.9	8,390	1	4,456	1	3,800
Fiscal analyst	1	4,520	1	4,447	1	3,642
Administrative analyst	3.4	14,620	2	9,335	2	7,649
Grade 9. Range \$3,640 to \$4,300:						
Auditor	4.5	16,380	1.8	6,783	0.1	400
Administrative analyst	4.5	16,380	3.1	11,469	0.8	2,356
Fiscal analyst	2	7,390	2	7,527	1.4	4,133
Grade 8. Range \$3,310 to \$3,970	1	3,310	1	3,183		
Grade 7. Range \$2,980 to \$3,640	6	18,210	3.3	10,453	4.3	10,109
Grade 6. Range \$2,650 to \$3,310			1	2,667	1	2,675
Grade 5. Range \$2,320 to \$2,980	6.4	15,354	4	9,919	2	4,100
Grade 4. Range \$2,100 to \$2,496	18.5	40,104	12.1	26,678	11.1	19,893
Grade 3. Range \$1,902 to \$2,298	28.1	54,907	19.3	38,583	11.7	18,675
Grade 2. Range \$1,704 to \$2,100	3	5,178	3	5,131	1.3	1,674
Professional service:						
Grade 7. Range \$7,175 to \$8,225:						
Assistant director, division of rehabilitation standards	1	7,438	1	7,383	1	6,500
Grade 6. Range \$6,230 to \$7,070:						
Assistant chief medical officer	1	6,628	1	6,628		
Chief, advisement, training, and placement section	1	6,450	1	6,322	0.9	6,196
Chief, services for the blind	1	6,440	1	6,361	1	5,600
Chief, physical restoration section	1	5,880	1	5,880	0.5	3,060
Consultant in hospital administration	1	6,148	1	6,148		
Grade 5. Range \$5,180 to \$6,020:						
Training specialist	1	5,390	1	5,232		
Supervisor, industrial placement specialist	0.8	4,144				
Specialist, guidance and planning	1	5,180	0.7	3,253	0.9	3,821
Assistant chief, services for the blind	1	5,180	0.7	3,506		
Consultant in ophthalmology	0.8	4,680				
Chief, research and statistics section	1	5,390	1	5,232	0.9	3,821
Consultant in tuberculosis	0.8	4,144				
Medical social work consultant	1	5,390	1	5,250	0.9	3,821
Consultant in psychiatry	0.9	4,662				
Assistant medical officer					1.2	5,965
Physical rehabilitation specialist	1	4,850	1	4,850		
Psychiatric social work consultant	1	5,150	0.5	2,990		
Grade 4. Range \$4,300 to \$5,180:						
Specialist, commercial enterprises	1	4,300	0.5	2,150		
Administrative analyst in physical restoration					0.6	2,534
Case work analyst	1.5	6,450				
Editor-writer					0.3	1,533
Training specialist	1.6	6,880				
Program analyst	1.8	8,620	0.7	2,852	1	4,398
Workshop and home industry specialist	0.6	2,580				
Specialist, training and placement	3	13,120	2.6	11,566	0.6	2,375
Rural rehabilitation specialist	1.4	6,020				
Specialist, industrial placement	3.8	16,780	3	13,367	3.7	14,121
Grade 3. Range \$3,640 to \$4,300:						
Program analyst	0.8	2,912				
Grade 2. Range \$2,980 to \$3,640	2.9	8,862	2	6,033	0.7	1,189
Grade 1. Range \$2,320 to \$2,980	1	2,430	1	2,357	1	1,965
Crafts, protective, and custodial service:						
Grade 3. Range \$1,572 to \$1,902					0.6	401
Grade 2. Range \$1,440 to \$1,770	1	1,500				
Total permanent, departmental	125.9	432,471	83.4	293,078	60.1	180,036
Temporary employment, departmental					0.2	24
W. A. E. employment, departmental	0.3	2,000	0.3	2,000	0.2	28
Overtime pay, departmental				4,274		28,80
All personal services, departmental	126.2	434,471	83.7	299,352	60.5	209,369
<b>PERSONAL SERVICES, FIELD</b>						
Clerical, administrative, and fiscal service:						
Grade 13. Range \$6,230 to \$7,070:						
Regional representative	7	45,920	7.2	47,103	8	45,540
Grade 12. Range \$5,180 to \$6,020:						
Assistant regional representative	8	43,962	7.5	41,203	4.6	22,239
Grade 11. Range \$4,300 to \$5,180:						
Assistant regional representative	1	5,180	0.7	3,786		



By objects	Obligations					
	Estimate, 1947		Estimate, 1946		Actual, 1945	
<b>PERSONAL SERVICES, FIELD—continued</b>						
Clerical, administrative, and fiscal service—Continued	Man- years	Total salary	Man- years	Total salary	Man- years	Total salary
Grade 4. Range \$2,100 to \$2,496.....	8	\$17,262	7	\$15,312	8	\$14,376
Grade 3. Range \$1,902 to \$2,298.....			2	3,841		
Total permanent, field.....	24	112,324	24.4	111,245	20.6	82,155
Temporary employment, field.....			1.8	3,606		
Overtime pay, field.....				1,026		10,115
All personal services, field.....	24	112,324	26.2	115,877	20.6	92,270
01 Personal services (net).....	150.2	546,795	109.9	415,229	81.1	301,639
<b>OTHER OBLIGATIONS</b>						
03 Transportation of things.....		1,000		1,000		1,313
04 Communication services.....		8,700		6,810		5,683
05 Rents and utility services.....		5,400		6,000		4,018
07 Other contractual services:						
Tabulating services.....		30,000		10,000		1,661
Duplicating and other services.....		5,500		5,395		27,274
Production of film.....		30,000		15,000		
08 Supplies and materials.....		7,500		5,700		4,489
09 Equipment.....		7,905		7,000		12,565
Total other obligations.....		96,005		56,965		57,003
Grand total obligations.....		642,800		472,194		358,642
Transferred to "Miscellaneous expenses, Office of Administrator, Federal Security Agency".....		+1,500		+1,200		+1,005
Net total obligations.....		644,300		473,394		359,647
Excess of obligations over appropriation due to Public Law 106.....				-45,406		
Estimated savings, unobligated balance.....						40,353
Total estimate or appropriation.....		644,300		427,988		400,000

**Traveling Expenses, Federal Security Agency (Office of Vocational Rehabilitation)—**

By objects	Obligations		
	Estimate, 1947	Estimate, 1946	Actual, 1945
02 Travel.....	\$76,800	\$72,440	\$53,036
Received by transfer from "Traveling expenses, Federal Security Agency".....	-76,800	-72,440	-74,000
Estimated savings, unobligated balance.....			20,964
Total estimate or appropriation.....			

**Printing and Binding, Federal Security Agency (Office of Vocational Rehabilitation)—**

By objects	Obligations		
	Estimate, 1947	Estimate, 1946	Actual, 1945
06 Printing and binding.....	\$35,000	\$25,000	\$4,713
Received by transfer from "Printing and binding, Federal Security Agency".....	-35,000	-25,000	-6,600
Estimated savings, unobligated balance.....			1,287
Total estimate or appropriation.....			

Total, Office of Vocational Rehabilitation, annual appropriations, general account:

Estimate 1947, **\$12,392,100**      Appropriated 1946, **\$8,686,888**

**OFFICE OF THE ADMINISTRATOR**

**Salaries, Office of Administrator, Federal Security Agency—**

Salaries, Office of the Administrator, including personal services in the District of Columbia, **[\$174,000]** \$221,000, of which **[\$8,180]** \$9,700 is for personal services incident to the liquidation of the Civilian Conservation Corps in accordance with the applicable provisions under the head "Civilian Conservation Corps" in the Federal Security Agency Appropriation Act, 1944, and the National Youth Administration in accordance with the applicable provisions under the head "National Youth Administration" in the Federal Security Agency Appropriation Act, 1945: *Provided*, [That the salary of the Administrator shall be at the rate of \$12,000 per annum so long as the incumbent thereof is Chairman of the War Manpower Commission: *Provided further*,] That of the sum herein

appropriated the Administrator may expend not to exceed **[\$10,000]** \$4,075 for temporary employment of persons, by contract or otherwise, for special services determined necessary by the Administrator, without regard to section 3709 of the Revised Statutes and the civil-service and classification laws. (*Act of July 3, 1945, Public Law 124.*)

Estimate 1947, **\$221,000**      Appropriated 1946, **\$174,000**

By objects	Obligations					
	Estimate, 1947		Estimate, 1946		Actual, 1945	
<b>PERSONAL SERVICES, DEPARTMENTAL</b>						
Clerical, administrative, and fiscal service:	Man- years	Total salary	Man- years	Total salary	Man- years	Total salary
Grade 16. In excess of \$9,800.....	1	\$12,000	1	\$12,000	1	\$12,000
Grade 15. Range \$8,750 to \$9,800.....						
Assistant administrator.....	1	9,500	1	9,734	1	9,600
Executive assistant to administrator.....	1	9,013	1	9,013	1	8,000
Grade 14. Range \$7,175 to \$8,225.....						
Administrative officer.....					0.5	3,061
Special assistant to administrator.....	1	7,438	1	7,438	1	6,500
Assistant to administrator.....	2	15,138	2	15,047	2	13,250
Budget officer.....	1	7,175	1	7,175	0.9	6,049
Grade 13. Range \$6,230 to \$7,070.....						
Assistant to administrator.....	1	6,440	1	6,440	1	5,600
Grade 12. Range \$5,180 to \$6,020.....						
Budget examiner.....	3	16,170	3	16,000	3	13,800
Editor writer.....	1	5,390	1	5,083	0.7	3,322
Grade 11. Range \$4,300 to \$5,180.....						
Budget examiner.....	1	4,300	1	4,300	1.1	4,341
Grade 9. Range \$3,640 to \$4,300.....						
Budget examiner.....	2	7,390	2	7,293	0.6	2,098
Clerk-stenographer.....	1	3,750	1	3,750	1	3,200
Grade 8. Range \$3,310 to \$3,970.....						
Director of research.....	2	6,730	2	6,713	1.9	5,356
Grade 7. Range \$2,980 to \$3,640.....						
Specialist in public finance.....	3	9,380	3	9,219	2	5,212
Grade 6. Range \$2,320 to \$2,980.....						
Specialist in graduate research in social science.....	10	24,610	10	24,022	7.6	15,404
Grade 4. Range \$2,100 to \$2,496.....						
Specialist in child welfare and family economics.....	11.7	25,088	9.7	20,454	7	12,641
Grade 3. Range \$1,902 to \$2,298.....						
Specialist in child welfare and family economics.....	4	7,740	2	3,911	1.7	2,815
Grade 2. Range \$1,704 to \$2,100.....						
Specialist in child welfare and family economics.....	1	1,875	1	1,704	0.6	928
Professional services:						
Grade 8. Range \$8,750 to \$9,800.....						
Director of research.....	1	9,275	1	9,275	1	8,250
Grade 7. Range \$7,175 to \$8,225.....						
Administrative consultant.....	1	7,438	1	7,438	1	6,500
Specialist in public finance.....	1	7,175				
Grade 6. Range \$6,230 to \$7,070.....						
Specialist in graduate research in social science.....	1	6,230				
Specialist in child welfare and family economics.....	1	6,230				
Total permanent, departmental.....	52.7	215,775	45.7	186,019	37.6	147,317
Temporary employment, departmental.....	0.6	1,150	0.6	1,150		
W. A. E. employment, departmental.....	0.8	4,075	3.6	10,477	0.3	1,119
Overtime pay, departmental.....				2,202		19,331
01 Personal services (net).....	54.1	221,000	49.9	199,848	37.9	167,767
Excess of obligations over appropriation due to Public Law 106.....				-25,848		
Estimated savings, unobligated balance.....						13,524
Total estimate or appropriation.....		221,000		174,000		181,291

**Salaries and Expenses, Office of Community War Services, Federal Security Agency—**

[Community War Services: For all expenses necessary to enable the Federal Security Administrator to carry out the functions transferred from the Offices of Defense Health and Welfare Services by Executive Order 9338, dated April 29, 1943, including personal services in the District of Columbia and elsewhere; not to exceed \$15,000 for the temporary employment of persons by contract or otherwise without regard to section 3709 of the Revised Statutes and the civil-service and classification laws; acceptance and utilization of voluntary and uncompensated services; printing and binding; maintenance, operation, and repair of passenger-carrying motor-propelled vehicles; and traveling expenses, including expenses, when specifically authorized by the Administrator, of attendance at meetings concerned with the purposes of this appropriation; \$450,000.] (*Act of July 3, 1945, Public Law 124.*)

Appropriated 1946, **\$450,000**

By objects	Obligations					
	Estimate, 1947		Estimate, 1946		Actual, 1945	
<i>Office of Community War Services</i>						
<b>PERSONAL SERVICES, DEPARTMENTAL</b>						
Clerical, administrative, and fiscal service:	Man- years	Total salary	Man- years	Total salary	Man- years	Total salary
Grade 15. Range \$8,750 to \$9,800.....					1.3	\$11,956
Director, Community War Services.....						
Grade 14. Range \$7,175 to \$8,225.....					0.7	\$5,237
Executive officer.....					1	6,563

OFFICE OF THE ADMINISTRATOR—Continued  
Salaries and Expenses, Office of Community War Services, Federal Security Agency—Continued

By objects	Obligations		
	Estimate, 1947	Estimate, 1946	Actual, 1945
<i>Office of Community War Services—Con.</i>			
<b>PERSONAL SERVICES, DEPARTMENTAL—CON.</b>			
Clerical, administrative, and fiscal service—Continued	Man- years	Total salary	Man- years
Grade 13. Range \$6,230 to \$7,070:			
Chief information officer.....			0.2 \$1,369
Grade 12. Range \$5,180 to \$6,020:			
Administrative officer.....	0.3	\$1,765	1 4,600
Editor writer.....			1.2 5,415
Information officer.....	0.5	2,739	
Recreation specialist.....			0.8 3,457
Executive assistant.....	1	5,180	0.2 767
Consultant on social protection.....	0.1	658	0.2 988
Specialist in social protection.....	1.7	8,570	
Grade 11. Range \$4,300 to \$5,180:			
Recreation specialist.....			0.9 3,262
Information specialist.....	0.1	619	1 3,748
Specialist in social protection.....	0.3	1,213	1.3 4,903
Grade 9. Range \$3,640 to \$4,300:			
Budget examiner.....			0.3 800
Information specialist.....	0.6	2,150	1 3,200
Program analyst.....			0.2 604
Grade 8. Range \$3,310 to \$3,970:			
Grade 7. Range \$2,980 to \$3,640:			
Grade 6. Range \$2,650 to \$3,310:			
Grade 5. Range \$2,320 to \$2,980:	1	2,985	1 2,228
Grade 4. Range \$2,100 to \$2,496:	5	11,719	7.3 14,808
Grade 3. Range \$1,902 to \$2,298:	5.8	12,136	8 14,541
Grade 2. Range \$1,704 to \$2,100:	3.7	7,100	15.3 25,143
Grade 1. Range \$1,506 to \$1,902:	0.9	1,537	6.8 9,897
Professional service:			0.5 637
Grade 8. Range \$8,750 to \$9,800:			
Director of recreation.....	1	9,012	1 8,000
Director of social protection.....	1	9,012	0.6 4,844
Grade 7. Range \$7,175 to \$8,225:			
Coordinator of welfare services.....	0.4	2,519	1 6,500
Associate director of recreation.....	1	7,437	1 6,500
Associate director of social protection.....	0.4	2,875	1.2 7,829
Grade 6. Range \$6,230 to \$7,070:			
Attorney.....			0.8 4,592
Social protection representative (law enforcement).....	1	6,230	0.1 233
Grade 5. Range \$5,180 to \$6,020:			
Attorney.....	0.1	694	0.4 2,175
Consultant on community planning.....	0.2	1,142	0.4 1,725
Recreation specialist.....	0.7	3,761	1.1 5,258
Assistant to director social protection.....			0.4 1,622
Specialist in social protection.....			2.1 9,835
Grade 4. Range \$4,300 to \$5,180:			
Attorney.....			0.9 3,325
Social science analyst.....	0.1	619	0.6 2,287
Grade 3. Range \$3,640 to \$4,300:			
Editor writer.....	0.5	1,667	1 3,250
Attorney.....			0.7 2,140
Recreation plans analyst.....			0.3 966
Social science analyst.....	0.3	1,106	1 3,300
Crafts, protective, and custodial service:			
Grade 3. Range \$1,572 to \$1,902:	2	3,295	1.8 2,689
Grade 2. Range \$1,440 to \$1,770:	2.5	3,637	0.4 576
Total permanent, departmental.....	32.9	116,614	69.3 205,331
W. A. E. employment, departmental.....		3,603	2.1 4,701
Overtime pay, departmental.....			32,823
All personal services, departmental.....	32.9	120,217	71.4 242,855
<b>PERSONAL SERVICES, FIELD</b>			
Clerical, administrative, and fiscal service:			
Grade 14. Range \$7,175 to \$8,225:			
Territorial director, Puerto Rico.....			0.3 2,607
Grade 13. Range \$6,230 to \$7,070:			
Assistant regional director.....	0.2	1,114	1.6 8,944
Recreation representative.....	4.1	25,739	4 22,600
Social protection representative.....	4.9	30,277	4.2 23,578
Grade 12. Range \$5,180 to \$6,020:			
Assistant regional director.....	1	5,250	7.7 36,737
Assistant territorial director.....			0.3 1,365
Liaison officer.....			0.9 4,217
Recreation representative.....	9.7	50,392	18.8 87,540
Social protection representative.....	9.7	50,053	10.1 48,629
Grade 11. Range \$4,300 to \$5,180:			
Liaison officer.....			1.9 7,182
Administrative officer.....	0.3	1,085	1.8 6,669
Recreation representative.....	3	12,773	27.6 105,774
Social protection representative.....	13.2	56,865	22.4 86,125
Grade 10. Range \$3,970 to \$4,630:			
Recreation representative.....			0.1 58
Grade 9. Range \$3,640 to \$4,300:			
Report analyst.....	0.6	2,157	6.5 20,893
Recreation representative.....	0.2	763	4.7 15,367
Social protection representative.....	0.8	2,931	5.5 17,969
Grade 7. Range \$2,980 to \$3,640:	0.3	759	3.6 0,457
Grade 6. Range \$2,650 to \$3,310:			0.3 734
Grade 5. Range \$2,320 to \$2,980:			3.6 7,312

By objects	Obligations		
	Estimate, 1947	Estimate, 1946	Actual, 1945
<i>Office of Community War Services—Con.</i>			
<b>PERSONAL SERVICES, FIELD—continued</b>			
Clerical, administrative, and fiscal service—Continued	Man- years	Total salary	Man- years
Grade 4. Range \$2,100 to \$2,496.....			8.8 \$18,561
Grade 3. Range \$1,902 to \$2,298.....			16.7 31,768
Grade 2. Range \$1,704 to \$2,100.....			1.1 2,030
Grade 1. Range \$1,506 to \$1,902.....			1.5 1,916
Professional service:			
Grade 3. Range \$3,640 to \$4,300:			
Report analyst.....			1.1 3,585
Crafts, protective, and custodial service:			
Grade 3. Range \$1,572 to \$1,902.....			1.2 1,667
Grade 2. Range \$1,440 to \$1,770.....			1 1,201
Total permanent, field.....		74.6 292,487	214 653,919
W. A. E. employment, field.....		1 3,519	5.1 7,816
Overtime pay, field.....		3,415	108,803
Additional pay for foreign service, field.....		826	3,176
All personal services, field.....		75.6 300,247	219.1 773,714
01 Personal services (net).....		108.5 420,464	290.5 1,016,569
<b>OTHER OBLIGATIONS</b>			
02 Travel.....		68,886	236,501
03 Transportation of things.....		540	2,071
04 Communication services.....		13,000	25,180
05 Rents and utilities.....		8,000	30,243
06 Printing and binding.....		1,000	23,485
07 Other contractual services.....		537	2,215
08 Supplies and materials.....		500	4,158
09 Equipment.....			1,800
Total other obligations.....		92,463	325,653
Total, Office of Community War Services.....		512,927	1,342,222
<i>Committee on Physical Fitness</i>			
<b>PERSONAL SERVICES, DEPARTMENTAL</b>			
Clerical, administrative, and fiscal service:			
Grade 9. Range \$3,640 to \$4,300:			
Subject matter specialist.....			0.6 1,875
Grade 7. Range \$2,980 to \$3,640:			
Grade 6. Range \$2,650 to \$3,310:			
Grade 5. Range \$2,320 to \$2,980:			
Grade 4. Range \$2,100 to \$2,496:			
Grade 3. Range \$1,902 to \$2,298:			
Grade 2. Range \$1,704 to \$2,100:			
Professional service:			
Grade 7. Range \$7,175 to \$8,225:			
Executive director.....			1.1 7,068
Grade 6. Range \$6,230 to \$7,070:			
Assistant executive director.....			0.9 5,133
Chief, community organization section.....			1.3 7,120
Chief, school and college section.....			0.6 3,407
Grade 5. Range \$5,180 to \$6,020:			
Assistant chief, school and college section.....			0.8 3,667
Total permanent, departmental.....			10.9 38,841
W. A. E. employment, departmental.....			0.5 1,700
Overtime pay, departmental.....			5,914
All personal services, departmental.....			11.4 46,455
<b>PERSONAL SERVICES, FIELD</b>			
Professional service:			
Grade 4. Range \$4,300 to \$5,180:			
Physical fitness representative.....			3.6 13,755
Total permanent, field.....			3.6 13,755
W. A. E. employment, field.....			0.4 1,679
Overtime pay, field.....			2,387
All personal services, field.....			4 17,821
01 Personal services (net).....			15.4 64,276
<b>OTHER OBLIGATIONS</b>			
02 Travel.....			16,136
04 Communication services.....			1,016
06 Printing and binding.....			188
Total, other obligations.....			17,340
Total, Committee on Physical Fitness.....			81,616
Grand total obligations.....		512,927	1,423,838
Excess of obligations over appropriation due to Public Law 106.....		-62,927	1,016
Estimated savings, unobligated balance.....			76,162
Total estimate or appropriation.....		450,000	1,500,000



**Working Fund, Federal Security Agency (Advance From Federal Works Agency)—**

By objects	Obligations		
	Estimate, 1947	Estimate, 1946	Actual, 1945
<i>For Bermuda recreation centers</i>			
07 Other contractual services.....			\$8,333
Prior year balance available in 1945.....			-8,333
Total estimate or appropriation.....			

**Working Fund, Federal Security Agency, Office of Administrator (Advance From Federal Works Agency)—**

By objects	Obligations		
	Estimate, 1947	Estimate, 1946	Actual, 1945
<i>For certifying construction projects</i>			
01 Personal services (net).....		\$17,771	\$37,170
<b>OTHER OBLIGATIONS</b>			
02 Travel.....		1,726	4,604
03 Transportation of things.....			1
04 Communication services.....		100	213
08 Supplies and materials.....			2
Total other obligations.....		1,826	4,820
Grand total obligations.....		19,597	41,990
Advanced from Federal Works Agency.....			-50,000
Prior year balance available in 1945.....			-11,587
1945 balance available in 1946.....		-19,597	+19,597
Total estimate or appropriation.....			

**Expenses, Temporary Aid to Enemy Aliens and Other Restricted Persons, Office of Administrator, Federal Security Agency—**

Temporary aid to enemy aliens and other restricted persons: For expenses necessary to enable the Federal Security Administrator to provide temporary aid, not to extend beyond the duration of the existing war and six months thereafter, to enemy aliens and other persons excluded from areas designated pursuant to authority contained in Proclamations 2525 of December 7, 1941, and 2526 and 2527 of December 8, 1941, and Executive Order 9066 of February 19, 1942, or whose normal means of livelihood has been interrupted by reasons of restrictions imposed by the Attorney General or any law or order authorizing the removal of persons whose presence may be deemed dangerous to the United States, and to the dependents of any of such persons, \$61,000: *Provided*, That not to exceed \$2,000,000 of the funds may be transferred with the approval of the Bureau of the Budget to this appropriation from the appropriation "Salaries and expenses, War Relocation Authority", and shall be consolidated with this appropriation and the whole administered and accounted for as one fund: *Provided further*, That the Administrator may make expenditures from this appropriation, by advances or grants of funds or otherwise, to such Federal or other agencies as he may designate, expenditures by such other agencies to be without regard to section 3709 of the Revised Statutes or the civil-service and classification laws. (Act of July 3, 1945, Public Law 124.)

Appropriated 1946, \$61,000

By objects	Obligations		
	Estimate, 1947	Estimate, 1946	Actual, 1945
11 Grants, subsidies, and contributions.....		\$827,014	\$208,986
1945 balance available in 1946.....		-66,014	+66,014
Received by transfer from "Salaries and expenses, War Relocation Authority".....		-700,000	-225,000
Total estimate or appropriation.....		61,000	50,000

**Salaries, Division of Personnel Management, Federal Security Agency—**

Salaries, Division of Personnel Management, including personal services in the District of Columbia, [\$95,000] \$126,000. (Act of July 3, 1945, Public Law 124.)

Estimate 1947, \$126,000

Appropriated 1946, \$95,000

By objects	Obligations					
	Estimate, 1947		Estimate, 1946		Actual, 1945	
	Man-years	Total salary	Man-years	Total salary	Man-years	Total salary
<b>PERSONAL SERVICES, DEPARTMENTAL</b>						
Clerical, administrative, and fiscal service:						
Grade 14. Range \$7,175 to \$8,225:						
Director of personnel.....	1	\$7,438	1	\$7,438	1	\$6,500
Grade 13. Range \$6,230 to \$7,070:						
Assistant director of personnel.....	1	6,440	1	6,440	1	5,600
Chief, training section.....	1	6,230	1	6,287	0.8	4,449
Grade 12. Range \$5,180 to \$6,020:						
Chief, classification section.....	1	5,390	1	5,390	1	4,600
Chief, methods and control section.....	1	5,390	1	5,390	1	4,600
Chief, recruitment and placement section.....	1	5,180	1	5,390	0.9	4,024
Chief, employee counseling and services section.....	1	5,180	0.9	4,582		
Grade 11. Range \$4,300 to \$5,180:						
Classification officer.....	3	12,900	1	4,300	0.9	3,258
Chief, employee counseling and services section.....			0.1	522	1	3,800
Personnel methods analyst.....	1	4,520	1	4,512	0.5	1,742
Placement officer.....	2	8,820	1	4,520	1	3,800
Grade 10. Range \$3,970 to \$4,630:						
Assistant to director.....					0.9	3,656
Personnel methods analyst.....					0.5	1,895
Grade 9. Range \$3,440 to \$4,300:						
Classification officer.....	2	7,280	2.3	8,532	1.1	3,413
Employee counselor.....					0.9	2,800
Personnel methods analyst.....	2	7,390	1	3,750	1.3	4,195
Placement officer.....	1	3,870	1	3,778	1.9	6,162
Grade 7. Range \$2,880 to \$3,440:						
Grade 6. Range \$2,070 to \$3,010:						
Grade 5. Range \$2,320 to \$2,980:						
Grade 4. Range \$2,100 to \$2,490:						
Grade 3. Range \$1,902 to \$2,298:						
Grade 2. Range \$1,704 to \$2,100:						
Professional service:						
Grade 4. Range \$4,300 to \$5,180:						
Personnel research technician.....	1	4,300	1	4,300	0.2	770
Grade 3. Range \$3,640 to \$4,300:						
Personnel research technician.....					0.3	880
Total permanent, departmental.....	34	126,000	31	112,983	35.2	103,971
Temporary employment, departmental.....			0.1	60	0.4	770
Overtime pay, departmental.....				2,190		18,249
All personal services, departmental.....	34	126,000	31.1	115,233	35.6	122,990
Reimbursements for services performed.....				-3,158		
Net total obligations.....		126,000		112,075		122,990
Excess of obligations over appropriation due to Public Law 105.....				-17,075		
Estimated savings, unobligated balance.....						8,010
Total estimate or appropriation.....		126,000		95,000		131,000

**Salaries, Division of Service Operations, Federal Security Agency—**

Salaries, Division of Service Operations, including personal services in the District of Columbia, [\$220,000] \$289,000. (Act of July 3, 1945, Public Law 124.)

Estimate 1947, \$289,000

Appropriated 1946, \$220,000

By objects	Obligations					
	Estimate, 1947		Estimate, 1946		Actual, 1945	
	Man-years	Total salary	Man-years	Total salary	Man-years	Total salary
<b>PERSONAL SERVICES, DEPARTMENTAL</b>						
Clerical, administrative, and fiscal service:						
Grade 13. Range \$6,230 to \$7,070:						
Director.....	1	\$6,440	1	\$6,440	1	\$5,640
Grade 12. Range \$5,180 to \$6,020:						
Assistant director.....	1	5,180			0.2	800
Procurement analyst.....	1	5,180				
Records officer.....	0.7	3,724				
Grade 11. Range \$4,300 to \$5,180:						
Assistant director.....	1	4,300	1	4,300	0.8	3,261
Chief, publications section.....	1	4,520	1	4,520	1	3,832
Grade 9. Range \$3,640 to \$4,300:						
Chief, tabulating section.....	1	4,080	1	4,080	1	3,280
Assistant chief, publications section.....	1	3,750	1	3,750	1	3,587
Grade 8. Range \$3,310 to \$3,970:						
Grade 7. Range \$2,980 to \$3,640:						
Grade 6. Range \$2,650 to \$3,310:						
Grade 5. Range \$2,320 to \$2,980:						
Grade 4. Range \$2,100 to \$2,490:						
Grade 3. Range \$1,902 to \$2,298:						
Grade 2. Range \$1,704 to \$2,100:						
Grade 1. Range \$1,506 to \$1,902:						
Subprofessional service:						
Grade 5. Range \$2,100 to \$2,490.....	1	2,232	1	2,232	1	1,907
Crafts, protective, and custodial service:						
Grade 6. Range \$2,100 to \$2,562.....	1	2,298	1	2,280	1	1,930
Grade 4. Range \$1,770 to \$2,166.....	1	1,983	1	1,983	1	1,660
Grade 3. Range \$1,572 to \$1,902.....	6	10,012	5	8,374	5	7,154
Grade 2. Range \$1,440 to \$1,770.....	4	5,958	4	5,791	2	2,591
Total permanent, departmental.....	132	288,100	123.3	264,429	125.5	219,261
Overtime pay, departmental.....		900		6,323		47,295
01 Personal services, (net).....	132	289,000	123.3	270,752	125.5	266,556
Excess of obligations over appropriation due to Public Law 105.....				-50,752		
Estimated savings, unobligated balance.....						28,444
Total estimate or appropriation.....		289,000		220,000		295,000

OFFICE OF THE ADMINISTRATOR—Continued

Salaries, Office of General Counsel, Federal Security Agency—

Salaries, Office of the General Counsel, including personal services in the District of Columbia, **[\$528,000] \$638,000.** (5 U. S. C. 133; Act of July 3, 1945; Public Law 124; Act of Dec. 28, 1945, Public Law 269.)

Estimate 1947, **a \$638,000** Appropriated 1946, **b \$544,000**

\* Excludes \$18,000 transferred to "Salaries and expenses, Food and Drug Administration, Federal Security Agency," certification services. For comparative purposes the amount provided for 1946 is shown in the schedule as a transfer.

<sup>b</sup> Includes \$16,000 appropriated in the First Deficiency Appropriation Act, 1946.

By objects	Obligations					
	Estimate, 1947		Estimate, 1946		Actual, 1945	
	Man-years	Total salary	Man-years	Total salary	Man-years	Total salary
<b>PERSONAL SERVICES, DEPARTMENTAL</b>						
Clerical, administrative, and fiscal service:						
Grade 8. Range \$3,310 to \$3,970.....	1	\$3,640	1	\$3,640	1	\$3,100
Grade 6. Range \$2,650 to \$3,310.....	1	2,870	1	2,870	1	2,400
Grade 5. Range \$2,320 to \$2,980.....	9	22,970	9	22,731	10.9	21,466
Grade 4. Range \$2,100 to \$2,495.....	10	22,120	9.6	21,083	8.2	16,163
Grade 3. Range \$1,902 to \$2,298.....	37	74,512	36	72,298	29.7	49,892
Grade 2. Range \$1,704 to \$2,100.....	8	14,021	8	13,943	7.4	9,407
Grade 1. Range \$1,506 to \$1,902.....	3	4,716	3	4,716		
Professional service:						
Grade 8. Range \$8,750 to \$9,800:						
General counsel.....	1	9,800	1	9,735	1	8,750
Grade 7. Range \$7,175 to \$8,225:						
Assistant general counsel.....	6	44,875	6	44,613	5.5	36,514
Grade 6. Range \$6,230 to \$7,070:						
Principal attorney.....	7	45,920	7	45,710	6.2	35,184
Grade 5. Range \$5,180 to \$6,020:						
Senior attorney.....	15.5	84,390	14.1	77,188	20.4	93,021
Grade 4. Range \$4,300 to \$5,180:						
Attorney.....	12.5	56,110	11.5	51,658	15.2	60,079
Grade 3. Range \$3,640 to \$4,300:						
Attorney.....	18	68,234	18	67,797	16.4	44,250
Grade 2. Range \$2,980 to \$3,640.....	13	39,785	13	39,785	7	16,608
Grade 1. Range \$2,320 to \$2,980.....	6	14,140	6	14,140	1.7	3,442
Crafts, protective, and custodial service:						
Grade 3. Range \$1,572 to \$1,902.....	1	1,638	1	1,638	0.7	957
Grade 2. Range \$1,440 to \$1,770.....	1	1,508	1	1,457	0.8	967
Total permanent, departmental.....	150	511,252	146.2	495,002	133.1	402,200
Overtime pay, departmental.....				7,000		65,587
All personal services, departmental.....	150	511,252	146.2	502,002	133.1	467,787
<b>PERSONAL SERVICES, FIELD</b>						
Professional service:						
Grade 6. Range \$5,230 to \$7,070:						
Regional attorney.....	8	53,148	8	52,785	6.9	39,337
Grade 5. Range \$5,180 to \$6,020:						
Regional attorney.....	2	10,780	2	10,629	2.3	12,994
Grade 4. Range \$4,300 to \$5,180:						
Field attorney.....	13	59,420	11	50,046	11.3	43,570
Grade 3. Range \$3,640 to \$4,300:						
Field attorney.....	4	15,220	4	15,123	4.9	13,288
Grade 2. Range \$2,980 to \$3,640.....	2	6,180	2	6,180		
Total permanent, field.....	29	144,748	27	134,763	25.4	109,189
Overtime pay, field.....				1,334		15,721
All personal services, field.....	29	144,748	27	136,097	25.4	124,910
01 Personal services (net).....	179	656,000	173.2	638,099	158.5	592,697
Reimbursements for services performed:						
Transferred to "Salaries and expenses, Food and Drug Administration, Federal Security Agency," certification services.....				416,000		-28,930
Received by transfer from "Salaries and expenses, Food and Drug Administration, Federal Security Agency," certification services.....				-16,000		
Net total obligations.....		638,000		638,099		563,767
Excess of obligations over appropriation due to Public Law 106.....				-94,099		
Estimated savings, unobligated balance.....						10,233
Total estimate or appropriation.....		638,000		544,000		574,000

Miscellaneous Expenses, Office of Administrator, Federal Security Agency—

Miscellaneous expenses, Office of Administrator: For miscellaneous expenses of the Office of the Administrator in the District of Columbia and elsewhere (except printing and binding) including \$500 for the liquidation of the Civilian Conservation Corps in accordance with the applicable provisions under the head "Civilian Conservation Corps" in the Federal Security Agency Appropriation Act, 1944, and the National Youth Administration in accordance with the applicable provisions under the head "National Youth Administration" in the Federal Security Agency Appropriation

Act, 1945; examination of estimates for appropriations in the field; purchase and exchange of lawbooks, other books of reference, and periodicals; library membership fees or dues in organizations which issue publications to members only or to members at a lower price than to others, payment for which may be made in advance; and purchase (not to exceed two), operation, maintenance, and repair of [motor-propelled] passenger-carrying vehicles, \$69,000] automobiles; \$77,400: Provided, That the Administrator may transfer to this appropriation from appropriations of the constituent organizations of the Federal Security Agency such sums as may be necessary to finance the purchase of duplicating materials required in performance of duplicating work for such constituent organizations, unused portions of which sums may, at any time, be retransferred by the Administrator to the original appropriations. (Act of July 3, 1945, Public Law 124.)

Estimate 1947, **\$77,400** Appropriated 1946, **\$69,000**

By objects	Obligations		
	Estimate, 1947	Estimate, 1946	Actual, 1945
03 Transportation of things.....	\$600	\$1,000	\$603
04 Communication services.....	10,000	10,896	8,647
05 Rents and utility services.....	36,000	27,900	25,153
07 Other contractual services.....	3,500	2,500	3,325
08 Supplies and materials.....	52,119	49,874	31,587
09 Equipment.....	10,800	7,000	9,585
Grand total obligations.....	113,019	99,170	78,900
Received by transfer from—			
"Salaries and expenses, Food and Drug Administration, Federal Security Agency," enforcement operations.....	-1,200	-1,200	-1,200
"Salaries and expenses, Office of Education".....	-10,269	-5,620	-4,687
"Health and sanitation activities, war and defense areas, Public Health Service (national defense)".....		-1,000	-2,000
"Training for nurses, Public Health Service (national defense)".....		-1,500	-1,500
"Training for nurses, Public Health Service".....	-500		
"Salaries and miscellaneous expenses, Public Health Service".....	-5,500	-5,000	-5,255
"Control of tuberculosis, Public Health Service".....	-3,000	-2,000	-300
"Control of communicable diseases, Public Health Service".....	-1,000		
"Saint Elizabeths Hospital, Federal Security Agency".....	-150	-150	-150
"Miscellaneous expenses, Social Security Board".....	-12,500	-12,500	-12,500
"General administrative expenses, Office of Vocational Rehabilitation, Federal Security Agency".....	-1,500	-1,200	-1,005
Net total obligations.....	77,400	69,000	50,303
Estimated savings, unobligated balance.....			18,393
Total estimate or appropriation.....	77,400	69,000	68,696

Traveling Expenses, Federal Security Agency—

Traveling expenses, Federal Security Agency: For traveling expenses (not appropriated for elsewhere) for the Federal Security Agency and all bureaus, boards, and constituent organizations thereof, including expenses, when specifically authorized by the Federal Security Administrator, of attendance at meetings concerned with the work of the Federal Security Agency (not to exceed \$1,500 for the Office of the Administrator); and reimbursement, at not to exceed [3] 5 cents per mile, for travel performed by employees of the Federal Security Agency in privately owned automobiles [and] within the limits of their official stations; [when engaged in the investigation of claims or the furnishing or securing of information concerning claims or wage records under title II of the Social Security Act, as amended (42 U. S. C. 401-409), \$2,108,550] \$2,831,000: Provided, That all receipts from non-Federal agencies representing reimbursement for subsistence and other expenses of travel of employees of the Office of Education performing advisory functions to said agencies shall be deposited in the Treasury of the United States to the credit of this appropriation.

[Traveling expenses, Federal Security Agency: For an additional amount, fiscal year 1946, for "Traveling expenses, Federal Security Agency," including the objects specified under this head in the Federal Security Agency Appropriation Act, 1946, and \$5,000 for carrying out the provisions of the Act of July 6, 1945 (Public Law 139), \$60,000.] (Act of July 3, 1945, Public Law 124; Act of Dec. 28, 1945, Public Law 269.)

Estimate 1947, **a \$2,831,000** Appropriated 1946, **\$2,168,550**

\* Excludes \$5,600 transferred to "Salaries and expenses, Food and Drug Administration, Federal Security Agency," certification services. For comparative purposes the amounts provided for 1945 and 1946 are shown in the schedule as transfers.

By objects	Obligations		
	Estimate, 1947	Estimate, 1946	Actual, 1945
02 Travel	\$35,300	\$29,300	\$26,014
Transferred to—			
"Salaries and expenses, Food and Drug Administration, Federal Security Agency," certification services		+5,600	+220
"Traveling expenses, Federal Security Agency (transfer to Food and Drug Administration)"	+210,000	+162,400	+132,480
"Traveling expenses, Federal Security Agency (transfer to Office of Education)"	+134,600	+96,200	+96,200
"Traveling expenses, Federal Security Agency (transfer to Public Health Service)"	+1,478,100	+994,650	+579,700
"Saint Elizabeths Hospital, Federal Security Agency"			+1,300
"Traveling expenses, Federal Security Agency (transfer to Social Security Board)"	+896,200	+807,900	+842,960
"Traveling expenses, Federal Security Agency (transfer to Office of Vocational Rehabilitation)"	+76,800	+72,440	+71,000
Net total obligations	2,831,000	2,168,550	1,752,814
Estimated savings, unobligated balance			3,486
Total estimate or appropriation	2,831,000	2,168,550	1,756,300

**Printing and Binding, Federal Security Agency—**

Printing and binding, Federal Security Agency: For printing and binding (not appropriated for elsewhere) for the Federal Security Agency and all bureaus, boards, and constituent organizations thereof, including the purchase of reprints of scientific and technical articles published in periodicals and journals, [\$890,400, of which \$514,000 shall be solely for printed forms, tabulating cards, and tabulating forms in the Bureau of Old-Age and Survivors Insurance] \$1,153,000.

Printing and binding, Federal Security Agency: For an additional amount, fiscal year 1946, for "Printing and binding, Federal Security Agency", to carry out the provisions of the Act of July 6, 1945 (Public Law 139), \$1,000: *Provided*, That the amount of \$514,000 specified in the appropriation "Printing and binding, Federal Security Agency", for printed forms, tabulating cards, and tabulating forms in the Bureau of Old-Age and Survivors Insurance is hereby reduced by \$50,000, said amount to be available for the other purposes specified under this head. (Act of July 3, 1945, Public Law 124; Act of Dec. 28, 1945, Public Law 269.)

Estimate 1947, \* \$1,153,000      Appropriated 1946, \$891,400

\* Excludes \$1,000 transferred to "Salaries and expenses, Food and Drug Administration, Federal Security Agency," certification services. For comparative purposes the amount provided for 1946 is shown in the schedule as a transfer.

By objects	Obligations		
	Estimate, 1947	Estimate, 1946	Actual, 1945
06 Printing and binding	\$12,200	\$13,000	\$11,558
Transferred to—			
"Salaries and expenses, Food and Drug Administration, Federal Security Agency," certification services		+1,000	
"Printing and binding, Federal Security Agency (transfer to Food and Drug Administration)"	+25,000	+21,200	+19,460
"Printing and binding, Federal Security Agency (transfer to Office of Education)"	+99,700	+55,000	+70,407
"Printing and binding, Federal Security Agency (transfer to Public Health Service)"	+278,100	+176,200	+154,700
"Saint Elizabeths Hospital, Federal Security Agency"			+5,120
"Printing and binding, Federal Security Agency (transfer to Social Security Board)"	+703,000	+600,000	+676,432
"Printing and binding, Federal Security Agency (transfer to Office of Vocational Rehabilitation)"	+35,000	+25,000	+6,000
Net total obligations	1,153,000	891,400	943,737
Estimated savings, unobligated balance			263
Total estimate or appropriation	1,153,000	891,400	944,000

**Penalty Mail Costs, Federal Security Agency—**

Penalty mail costs: For deposit in the general fund of the Treasury for cost of penalty mail of the Federal Security Agency as required by section 2 of the Act of June 28, 1944 (Public Law 364), [\$470,934] \$441,000. (Act of July 3, 1945, Public Law 124.)

Estimate 1947, \$441,000      Appropriated 1946, \$470,934

By objects	Obligations		
	Estimate, 1947	Estimate, 1946	Actual, 1945
04 Payment for penalty mail	\$141,000	\$141,984	\$234,025
Estimated savings, unobligated balance		28,950	128,477
Total estimate or appropriation	441,000	470,934	462,500
<b>BY PROJECTS OR FUNCTIONS</b>			
1. Food and Drug Administration	\$6,200	\$4,860	\$4,267
2. Freedom's Hospital	540	540	399
3. Office of Education	57,100	47,214	16,881
4. Public Health Service	75,000	70,000	65,497
5. Saint Elizabeths Hospital	500	960	654
6. Social Security Board	294,650	304,520	247,974
7. Office of Vocational Rehabilitation	6,000	1,800	917
8. Office of Administrator	1,000	4,650	575
9. Office of Community War Services		8,100	2,857
Grand total obligations	441,000	441,984	334,023
Adjustments (see objects schedule for details)		+28,950	+128,477
Total estimate or appropriation	441,000	470,934	462,500

**Expenses of Liquidation, National Youth Administration, Federal Security Agency—**

By objects	Obligations		
	Estimate, 1947	Estimate, 1946	Actual, 1945
01 Personal services (net)			\$39,607
<b>OTHER OBLIGATIONS</b>			
02 Travel			214
03 Transportation of things			200
04 Communication services			437
05 Other contractual services			121
08 Supplies and materials			60
Total other obligations			1,032
Grand total obligations			40,639
Reappropriation of prior year balance in 1945			-78,000
Estimated savings, unobligated balance			37,361
Total estimate or appropriation			

**Foreign Service Pay Adjustment, Appreciation of Foreign Currencies (Federal Security Agency)—**

By objects	Obligations		
	Estimate, 1947	Estimate, 1946	Actual, 1945
Received by transfer from appropriation under above title			-\$10,500
Estimated savings, unobligated balance			10,500
Total estimate or appropriation			

**Emergency Fund for the President, National Defense (Allotment to Federal Security Agency, Office of Administrator)—**

By objects	Obligations		
	Estimate, 1947	Estimate, 1946	Actual, 1945
01 Personal services (net)		\$39,941	\$48,706
<b>OTHER OBLIGATIONS</b>			
02 Travel		4,270	5,847
03 Transportation of things		200	
04 Communication services		200	
06 Printing and binding		500	
07 Other contractual services		477,994	199,033
08 Supplies and materials			153
11 Grants, subsidies, and contributions		1,079,714	1,049,777
Total other obligations		1,562,878	1,254,810
Grand total obligations		1,602,819	1,303,516
Prior year balance available in 1945			-1,183,335
1945 balance available in 1946		-302,519	+302,819
Received by transfer from "Emergency fund for the President, national defense"			-1,300,000
Total estimate or appropriation			-423,000



## FEDERAL WORKS AGENCY

*Summary of estimates of appropriation for the fiscal year 1947, compared with appropriations for the fiscal year 1946*

[The 1947 Budget estimates make specific provision for additional costs made necessary by pay legislation enacted near the close of the fiscal year 1945. The 1946 appropriations did not make specific provision for any such costs and thus the appropriations shown below are not comparable with the 1947 estimates to whatever extent deficiency appropriations may be necessary to meet these added costs]

Bureau or subdivision	1947 Budget estimates	1946 appropriations	Increase (+) or decrease (-), 1947 estimates over 1946 appropriations
<b>GENERAL ACCOUNT</b>			
Office of the Administrator:			
Salaries and expenses .....	\$3 0,000	\$271,651	+ \$88,349
Liquidation of Public Works Administration .....		(1)	
Penalty mail costs .....	29,000	25,767	+3,233
Public Buildings Administration .....	55,956,000	49,955,710	+6,000,290
Public Roads Administration .....	305,838,792	108,000,000	+197,838,792
Bureau of Community Facilities .....	2,000,000	51,366,210	-49,366,210
<b>Total, general account:</b> .....	<b>364,183,792</b>	<b>209,619,338</b>	<b>+154,564,454</b>
<b>TRUST ACCOUNT</b>			
Office of the Administrator .....	\$700	\$4,200	- \$3,500
Public Roads Administration .....		20,000	-20,000
<b>Total, trust accounts:</b> .....	<b>700</b>	<b>24,200</b>	<b>-23,500</b>

<sup>1</sup> \$8,454,163 made available by reappropriation of 1945 balance for 1946.

### EXPLANATORY STATEMENT

#### GENERAL STATEMENT

The Federal Works Agency deals with public works, not incidental to the normal work of other executive establishments, and administers Federal grants or loans to State and local governments or other agencies for the construction and planning of public works.

Under the general supervision and coordination of the Federal Works Administrator the Federal Works Agency handles public works through three constituent units, viz., Public Buildings Administration, Public Roads Administration, and Bureau of Community Facilities.

During the war, most of the normal peacetime programs and functions of the Agency have been held in abeyance. The estimates for the fiscal year 1947 reflect to a great extent the restoration of peacetime programs and activities.

#### OFFICE OF THE ADMINISTRATOR

The Office of the Administrator is responsible for the general supervision and coordination of the administration of all of the activities of the Agency. In addition to this general function, the final settlements of the affairs of the Public Works Administration and Work Projects Administration are handled in this Office.

In order to discharge these responsibilities, provision is made for technical representation at the staff level for each of the important administrative and program functions necessary to assist the Administrator in supervising and coordinating the work of the constituents and for the purpose of developing and establishing uniformity of policies and procedures throughout the Agency. The estimate for 1947 provides for the strengthening of the staff of this Office.

#### PUBLIC BUILDINGS ADMINISTRATION

This constituent unit performs functions related to Federal public buildings and sites in respect to construction; lease, purchase, and custody; planning and control of space; repair, preservation, maintenance, and management; communication services (for various Government agencies); and the administration of surplus real property.

During the period of national defense and continuing through the war emergency, construction and repair programs were limited to projects related to the war effort. Due to the surrender of Japan, this agency is terminating its war-related activities and is planning for the resumption of normal peacetime functions. Hearings were completed recently by the House Committee on Public Buildings and Grounds on H. R. 4276 which would authorize postwar building construction programs in and outside the District of Columbia. Provision for these programs is not included in this estimate.

The appropriation for general administrative expenses provides for administration of the functions summarized in the first paragraph. The increase in the estimate for 1947 provides principally for the salaries and expenses of additional personnel which will be required for supervising the expanded repair and preservation program described in the next paragraph.

The appropriation for repair, preservation, and equipment of public buildings outside the District of Columbia, involving some 5,000 buildings, provides for normal major items of alteration and repair necessary to keep buildings in usable and efficient operating condition and for accomplishing a portion of the extensive backlog of building maintenance which was deferred because of the war.

The appropriation for salaries and expenses for public buildings and grounds in the District of Columbia provides for the administration, management, protection, maintenance, and improvement of public buildings and grounds in the District and the area adjacent thereto. The operation includes both Government-owned and leased buildings and provides for the administration and operation of communications facilities for the use of other Government activities. The estimate contemplates the management of 280 buildings involving approximately 46,500,000 square feet of space, a reduction of 2,000,000 square feet in leased space operated in 1946. This estimate includes provision for progressive renovation and modernization of public buildings in the District of Columbia.

The appropriation for salaries and expenses for public buildings and grounds outside the District of Columbia provides for the administration, management, operation, maintenance, and protection of public buildings and grounds outside the District. The operation includes both Government-owned and leased buildings and provides for the administration and operation of communications facilities and space and related services serving other governmental activities. The estimate contemplates the management of approximately 220 buildings outside the metropolitan area of Washington, involving 19,100,000 square feet of space.

#### PUBLIC ROADS ADMINISTRATION

This constituent unit performs functions related to cooperative work with State highway departments and other agencies in the development and supervision of construction of an improved system of highways. All of the estimates of appropriations for the highway programs supervised by the Public Roads Administration represent cash required to liquidate obligations incurred under the authority of previously approved contract authorizations.

The estimates of appropriation provide for the resumption of peacetime highway construction. During the war period only those projects which contributed to the support of the war effort were approved for construction. War restrictions and limitations further curtailed normal reconstruction and maintenance work usually carried on by the State highway departments so that an expanded highway program is necessary to restore the highway systems that have deteriorated during the war and to resume new construction.

There is included in the regular estimates of appropriation for the first time an estimate for Federal-aid postwar highways authorized in the Federal-Aid Highway Act of 1944. The apportionment of the first postwar fiscal year authorization of \$500,000,000 was made January 6, 1945. House Concurrent Resolution 81, approved by the Congress October 2, 1945, released the full amount of this authorization for construction and provided that for the purpose of the Federal-Aid Highway Act of 1944 the first postwar fiscal year shall be the fiscal year ending

June 30, 1946. Programs under this authorization have been submitted providing for the improvement of 7,575 miles of highway. The estimate of \$175,000,000 provides for the anticipated cash requirements for the fiscal year 1947.

The unobligated balances of regular Federal-aid highway and grade-crossing funds authorized before the war amount to \$95,000,000. In addition to this amount available to the States for new projects, a total of approximately \$30,000,000 has already been allotted to projects which were deferred during the war. The deferred projects provide for the improvement of 1,600 miles of highway, the construction of 45 highway-railway grade crossing separations, and the installation of protective devices at 50 crossings. The active regular Federal-aid program, which at this time represents only urgent improvements in the strategic network of highways, provides for the improvement of 1,400 miles of highway, the construction of 51 highway-railway grade separations, and the protection of 91 highway-railway crossings. An estimate of \$108,000,000 is included in the budget to provide for the anticipated cash requirements for the fiscal year 1947.

The estimates of appropriations for Strategic Highway Network and Access Roads are for the purpose of paying the Federal share of the cost incurred by the States in the completion of the defense highway program authorized by the Defense Highway Act of 1941.

The Public Roads Administration is cooperating in the improvement of the Inter-American Highway from the southern border of Mexico to Panama City, a distance of 1,586 miles. About 450 miles of this section have been paved. Of the unpaved portion, about 800 miles are open to traffic the year round, about 160 miles are impassable in wet weather, and about 176 miles are impassable to traffic. During the past year steady progress has been made in grading sections that were either impassable or open only in dry weather, in widening narrow sections of otherwise suitable highway, in building bridges, and in making surveys for future work.

#### BUREAU OF COMMUNITY FACILITIES

This constituent unit, established by the Federal Works Administrator on January 1, 1945, administers programs assigned to the Agency in the field of public works which are not under the jurisdiction of the other two constituent units.

Since the establishment of this constituent unit, there have been assigned to it for administration and supervision the completion of the community facilities program, the execution of the public works advance planning program, and the program of public works in the Virgin Islands.

The estimate for Virgin Islands Public Works included in this budget provides for approximately a fifth of the \$10,028,420 program previously authorized for this purpose.

### ESTIMATES OF APPROPRIATION

#### OFFICE OF THE ADMINISTRATOR

##### Salaries and Expenses, Office of Administrator, Federal Works Agency—

Salaries and expenses: For salaries and expenses in the Office of the Administrator in the District of Columbia, including the [salary] *salaries of an Assistant Administrator and a general counsel* at \$10,000 per annum; printing and binding (not to exceed [\$4,000] \$6,000); purchase (including exchange) of lawbooks and other books

of reference; purchase of newspapers and periodicals (not to exceed \$150); preparation, shipment, and installation of photographic displays, exhibits, and other descriptive materials; travel expenses; not to exceed [\$4,000] \$6,000 for the temporary employment of persons or organizations by contract or otherwise, for special services determined by the Administrator to be necessary, without regard to section 3709 of the Revised Statutes, and civil-service and classification laws; [\$271,651] \$360,000; *Provided*, That the Federal Works Administrator may, under such rules and regulations as he



shall prescribe, authorize the Commissioner of Public Roads and the Commissioner of Public Buildings to make appointments of personnel for such administrations. (Act of May 3, 1945, Public Law 49.)

Estimate 1947, \$360,000

Appropriated 1946, \$271,651

By objects	Obligations					
	Estimate, 1947		Estimate, 1946		Actual, 1945	
	Man-years	Total salary	Man-years	Total salary	Man-years	Total salary
<b>PERSONAL SERVICES, DEPARTMENTAL</b>						
Military officer detailed to agency, balance of salary paid by "Pay of the Army":						
Administrator	1	\$2,049	1	\$2,049	1	\$2,049
Clerical, administrative, and fiscal service						
Grade 15, Range \$8,750 to \$9,800:						
Executive officer	1	9,013	1	9,013	1	8,000
Director of personnel					0.4	3,610
Grade 14, Range \$7,175 to \$8,225:						
Budget officer	1	7,438	1	7,438	1	6,625
Director of information	1	7,438	1	7,296	1	6,500
Director of personnel	1	8,225	1	8,225		
Fiscal officer	1	7,438	1	7,438	1	6,563
Administrative planning officer					0.3	1,907
Assistant director of personnel					1	6,482
Grade 13, Range \$6,250 to \$7,070:						
Administrative analyst	2	12,440	1.4	8,146		
Assistant to the administrator	1	6,650	1	6,488	1	5,750
Assistant director of information	1	6,440	1	6,278	0.3	1,979
Assistant director of personnel, classification	1	7,070	1	7,070		
Assistant director of personnel, employment	1	6,440	1	6,440	1	5,584
Administrative officer					0.5	2,900
Grade 12, Range \$5,180 to \$6,020:						
Classification officer	2	10,360	1.5	7,770		
Training and safety officer	1	5,180			1.7	7,756
Administrative analyst			0.6	3,635	1	4,800
Administrative officer					0.2	767
Budget analyst	1	5,180	1	5,180	0.7	3,400
Chief, administrative services					0.3	1,293
Information officer						
Grade 11, Range \$4,500 to \$5,180:						
Administrative officer	2	8,820	2	8,820	1.2	4,361
Budget analyst					0.8	3,350
Classification officer					1	3,789
Grade 9, Range \$3,640 to \$4,300:						
Administrative assistant	2	7,500	2.3	8,574	1.9	6,318
Administrative analyst					0.8	2,702
Fiscal accountant					0.5	1,650
Grade 7, Range \$2,980 to \$3,640:						
Grade 6, Range \$2,650 to \$3,310:						
Grade 5, Range \$2,320 to \$2,980:						
Grade 4, Range \$2,100 to \$2,436:						
Grade 3, Range \$1,902 to \$2,298:						
Grade 2, Range \$1,704 to \$2,100:						
Professional service:						
Grade 9, In excess of \$9,800:						
Assistant administrator	1	10,000	1	9,800	1	9,000
General counsel	1	10,000	1	10,000	1	10,000
Grade 8, Range \$8,750 to \$9,800:						
Assistant general counsel	1	9,013	1	9,013	6.1	474
Special assistant, economics	1	8,750	0.8	7,209		
Special assistant, engineering	1	8,750				
Grade 7, Range \$7,175 to \$8,225:						
Attorney	2	14,350	1.6	11,866		
Engineer	1	7,175	0.1	750	0.2	1,406
Assistant general counsel					1	6,928
Special assistant to general counsel					1	6,500
Grade 6, Range \$6,250 to \$7,070:						
Economist					0.9	5,108
Special assistant general counsel					0.8	4,325
Grade 5, Range \$5,180 to \$6,020:						
Statistician	1	5,180	0.1	518	0.7	3,258
Attorney					2.2	10,453
Grade 3, Range \$3,640 to \$4,300:						
Librarian	1	3,970	1	3,940	1	3,375
Grade 2, Range \$2,980 to \$3,640:						
Grade 1, Range \$2,320 to \$2,980:						
Subprofessional service:						
Grade 4, Range \$1,902 to \$2,298:						
Crafts, protective, and custodial service:						
Grade 4, Range \$1,750 to \$2,106:						
Grade 3, Range \$1,572 to \$1,902:						
Total permanent, departmental	79	315,873	68.8	269,085	78.8	259,909
Temporary employment, departmental	1	1,733	1	1,733	0.8	1,424
W. A. E. employment, departmental	1	6,000	0.5	4,000	0.4	3,350
Overtime pay, departmental				5,886		49,406
01 Personal services (net)	81	323,626	70.3	280,724	80	305,289
<b>OTHER OBLIGATIONS</b>						
02 Travel		7,500		6,750		3,972
04 Communication services		5,300		5,114		5,740
06 Printing and binding		6,000		1,000		949
07 Other contractual services		8,574		8,326		13,275
08 Supplies and materials		7,400		7,200		6,652
09 Equipment		1,600		800		2,420
Total other obligations		36,374		29,190		33,399
Grand total obligations		360,000		309,914		338,688

By objects	Obligations		
	Estimate, 1947	Estimate, 1946	Actual, 1945
Reimbursements for services performed			-\$11,500
Net total obligations	\$360,000	\$309,914	327,188
Excess of obligations over appropriation due to Public Law 106		-38,263	
Estimated savings, unobligated balance			4,564
Total estimate or appropriation	360,000	271,651	331,752

**Liquidation of Public Works Administration, Office of Administrator, Federal Works Agency—**

Public Works Administration liquidation: That the Second Deficiency Appropriation Act, 1944, approved June 28, 1944 (Public Law 375, Seventy-eighth Congress), is hereby amended through the amendment of the two paragraphs captioned "Public Works Administration liquidation" appearing under the heading "Federal Works Agency—Office of the Administrator", by striking out the words "until June 30, 1945" wherever they appear therein, and substituting in lieu thereof "until June 30, 1946", and by inserting immediately following the words "during the fiscal year 1945" in the first paragraph the following words: "and not exceeding a total of \$25,000 may be used during the fiscal year 1946".

Public Works Administration liquidation: The amount made available for administrative expenses during the fiscal year 1946 under the head "Public Works Administration liquidation" in the First Deficiency Appropriation Act, 1945, is hereby increased from "\$25,000" to "\$45,000". (Act of Apr. 25, 1945, Public Law 40; Act of Dec. 28, 1945, Public Law 269.)

By objects	Obligations						
	Estimate, 1947		Estimate, 1946		Actual, 1945		
	Man-years	Total salary	Man-years	Total salary	Man-years	Total salary	
<b>PERSONAL SERVICES, DEPARTMENTAL</b>							
Total permanent, departmental			4.7	\$10,429	1.9	\$3,650	
Overtime pay, departmental				308		769	
All personal services, departmental			4.7	10,737	1.9	4,419	
<b>PERSONAL SERVICES, FIELD</b>							
Total permanent, field			24	108,776	28.7	110,350	
Overtime pay, field				2,349		15,733	
All personal services, field			24	111,125	28.7	126,083	
Accumulated leave, departmental and field						10,051	
01 Personal services (net)				28.7	121,862	30.6	140,583
<b>OTHER OBLIGATIONS</b>							
02 Travel				2,500		4,428	
03 Transportation of things						1,209	
04 Communication services				150		385	
05 Rents and utility services						28	
07 Other contractual services				91,474		68,079	
08 Supplies and materials				350		717	
09 Lands and structures						93,846	
10 Investments and loans				3,688,000		341,481	
Total other obligations				3,782,474		510,173	
Grand total of obligations				3,904,336		650,756	
Reimbursements for services performed						-3,630	
Payments received from non-Federal sources						-101,289	
Reappropriation of 1944 balance for 1945						-9,000,000	
Reappropriation of 1945 balance for 1946				-8,454,163		+8,454,163	
Estimated 1946 balance available for reappropriation for 1947				+4,549,827			
Total estimate or appropriation							
<b>BY PROJECTS OR FUNCTIONS</b>							
1. Administration				\$44,692		\$188,846	
2. Federal projects						93,846	
3. Non-Federal projects				3,685,651		341,481	
4. Project supervision				171,336			
5. Overtime pay				2,657		16,702	
6. Accumulated leave						10,051	
Grand total obligations				3,904,336		650,756	
Adjustments (see objects schedule for detail)				-3,904,336		-650,756	
Total estimate or appropriation							

OFFICE OF THE ADMINISTRATOR—Continued

Penalty Mail Costs, Federal Works Agency—

Penalty mail costs: For deposit in the general fund of the Treasury for cost of penalty mail of the Federal Works Agency as required by section 2 of the Act of June 28, 1944 (Public Law 364), [\$25,767] \$29,000. (Act of May 3, 1945, Public Law 49.)

Estimate 1947, \$29,000                      Appropriated 1946, \$25,767

By objects	Obligations		
	Estimate, 1947	Estimate, 1946	Actual, 1945
04 Payment for penalty mail.....	\$29,000	\$25,767	\$21,654
Estimated savings, unobligated balance.....			8,871
Total estimate or appropriation.....	29,000	25,767	30,525
<b>BY PROJECTS OR FUNCTIONS</b>			
1. Office of the Administrator.....	\$1,250	\$1,050	\$987
2. Public Buildings Administration.....	13,875	12,217	8,985
3. Public Roads Administration.....	5,625	4,500	3,837
4. Bureau of Community Facilities.....	8,250	8,000	7,845
Grand total obligations.....	29,000	25,767	21,654
Adjustments (see objects schedule for detail).....			+8,871
Total estimate or appropriation.....	29,000	25,767	30,525

Total, Office of the Administrator, Federal Works Agency, annual appropriations, general account:

Estimate 1947, \$389,000                      Appropriated 1946, \$297,418

Trust accounts:

Sale of Materials Acquired Under Scrap Collection Program, Work Projects Administration—

This fund is derived from the proceeds of the sale of scrap metals and rubber acquired under the captioned program for reimbursement to the Metals Reserve Company to the extent of expenditures incurred under funds advanced by that Company.

By objects	Obligations		
	Estimate, 1947	Estimate, 1946	Actual, 1945
07 Other contractual services.....		\$447	\$53
1944 funds available in 1945.....			-500
1945 funds available in 1946.....		-447	+447
Total estimate or appropriation.....			

Unclaimed Moneys Due Creditors of Contractors With the United States Under Cost-Plus-a-Fixed Fee Contracts, Federal Works Agency—

For payment of funds due but unpaid creditors of contractors with the United States under cost-plus-a-fixed fee contracts, pursuant to claims made therefor (48 Stat. 1233).

Appropriated 1946, \$0  
Revised 1946, \$3,500

By objects	Obligations		
	Estimate, 1947	Estimate, 1946	Actual, 1945
13 Refunds, awards, and indemnities.....		\$5,217	\$3,221
1945 funds available in 1946.....		-1,717	+1,717
Total estimate or appropriation.....		3,500	4,938

Unclaimed Moneys of Individuals Whose Whereabouts Are Known, Federal Works Agency—

For payment to such individuals of the proceeds of checks which, being unclaimed, are deposited into this fund pending receipt of claims.

Estimate 1947, \$700    Appropriated 1946, \$200  
Revised 1946, \$700

13 Refunds, awards, and indemnities: Obligations—1947, \$700; 1946, \$700; 1945, \$1,511.

Total, Office of the Administrator, Federal Works Agency, trust accounts:

Estimate 1947, \$700    Appropriated 1946, \$200  
Revised 1946, \$4,200

Statement of proposed expenditures for purchase, maintenance, repair, and operation of passenger-carrying vehicles for the fiscal year ending June 30, 1947

OFFICE OF THE ADMINISTRATOR

Appropriation	Vehicles (motor unless otherwise indicated) to be purchased		Old vehicles to be exchanged		Net cost of vehicles to be purchased	Old vehicles still to be used	Total maintenance, repair, and operation, all vehicles	Public purpose and users
	Number	Gross cost	Number	Allowance (estimated)				
Salaries and expenses, Office of Administrator, Federal Works Agency.....						1	\$500	Use of Administrator.
Do.....						1	500	Use of Assistant Administrator and staff officers.
Do.....						1	500	Use of staff officers.
Total.....						3	1,500	

PUBLIC BUILDINGS ADMINISTRATION

For carrying into effect the provisions of the Public Buildings Acts, as provided in section 6 of the Act of May 30, 1908 (31 U. S. C. 683), and for the repair, preservation, and upkeep of all completed public buildings under the control of the Federal Works Agency, the mechanical equipment and the grounds thereof, and sites acquired for buildings, and for the operation of certain completed and occupied buildings under the control of the Federal Works Agency, including furniture and repairs thereof, but exclusive, with respect to operation, of buildings of the United States Coast Guard, of hospitals, quarantine stations, and other Public Health Service buildings, mints, bullion depositories, and assay offices, and buildings operated by the Treasury and Post Office Departments in the District of Columbia:

General Administrative Expenses, Public Buildings Administration—

General administrative expenses: For architectural, engineering, mechanical, administrative, clerical, and other personal services; traveling expenses, printing and binding (not to exceed [\$32,000] \$32,500), advertising, testing instruments, lawbooks, books of reference, periodicals, and such other contingencies, articles, services, equipment, or supplies as the Commissioner of Public Buildings may deem necessary in connection with any of the work of the Public Buildings Administration; ground rent of the Federal buildings at Salamanca, New York, and Columbus, Mississippi, for which payment may be made in advance, [\$1,335,710] \$1,677,000, of which not to exceed [\$638,540] \$795,000 may be expended for personal services in the District of Columbia and not to exceed [\$513,500] \$715,000 for personal services in the field: Provided,



That the foregoing appropriations shall not be available for the cost of surveys, plaster models, progress photographs, test pits and borings, or mill and shop inspections, but the cost thereof shall be construed to be chargeable against the construction appropriations of the respective projects to which they relate. (Act of May 3, 1945, Public Law 49.)

Estimate 1947, \$1,677,000

Appropriated 1946, \$1,335,710

By objects	Obligations					
	Estimate, 1947		Estimate, 1946		Actual, 1945	
	Man-years	Total salary	Man-years	Total salary	Man-years	Total salary
<b>PERSONAL SERVICES, DEPARTMENTAL</b>						
Professional service:						
Grade 9. In excess of \$9,800.						
Commissioner of Public Buildings	1	\$10,000	1	\$10,000	1	\$10,000
Grade 8. Range \$8,750 to \$9,800.						
Deputy commissioner for design and construction	1	8,750	1	8,750	0.6	4,778
Supervising architect	1	9,013	1	8,838	0.9	7,155
Supervising engineer	1	9,013	1	8,838	0.9	7,155
Consulting architect					0.2	1,458
Grade 7. Range \$7,175 to \$8,225.						
Assistant Commissioner of Public Buildings	1	8,225	1	8,225	1	7,250
Supervising architect					0.1	686
Supervising engineer					0.1	712
Chief of architecture	1	7,438	1	7,263	0.9	5,814
Chief architectural engineer	1	7,963	1	7,897	1	7,000
Chief field engineer	1	7,700	1	7,700	1	6,750
Chief mechanical engineer	1	7,438	1	7,438	1	6,710
Chief office engineer	1	7,963	1	7,897	1	7,000
Chief structural engineer	1	7,438	1	7,438	1	6,625
Grade 6. Range \$6,230 to \$7,070.						
Assistant supervising architect	1	7,070	1	6,965	1	6,200
Assistant chief architectural engineer					1	6,200
Assistant chief mechanical engineer					1	6,000
Assistant chief office engineer	1	7,070	1	7,018	1	6,200
Assistant chief structural engineer					1	6,000
Chief engineer of repairs	1	6,650	1	6,650	1	5,800
Chief estimating engineer	1	6,860	1	6,808	1	6,000
Architect	1	6,440	1	6,248	0.7	3,988
Architectural engineer	3	19,530	3	19,478	3	17,493
Construction engineer	1	6,230				
Mechanical engineer	1	6,800	1	6,808	1	6,000
Grade 5. Range \$5,180 to \$6,020.						
Technical assistant to supervising architect					0.8	3,748
Assistant chief engineer of repairs	1	5,390	1	5,390	1	4,650
Assistant to chief of planning	1	5,600	1	5,600	1	4,800
Architect	2	10,360	2	10,360	2.1	9,998
Architectural engineer	1	5,600	1	5,600	1.8	8,093
Attorney	1	6,020				
Construction engineer	1	5,600	1	5,600	1.6	7,305
Chief of design	1	5,810	1	5,810	1	5,000
Electrical engineer	1	5,810	1	5,758	1	5,000
andscape architect					0.3	1,400
Mechanical engineer	1	5,600	1	5,600	1.3	6,270
Grade 4. Range \$4,300 to \$5,180.						
Architect	2	9,700	2	9,445	3.9	16,490
Architectural engineer	1	5,180	1	5,045	1	4,400
Construction engineer					1	3,800
Mechanical engineer	2	9,480	2	9,290	2	7,900
Project liaison engineer	2	9,040	2	8,820	1	3,800
Structural engineer	3	14,880	3	14,445	3.8	15,662
Site planner	1	5,180	1	5,180	0.7	3,258
Grade 3. Range \$3,640 to \$4,300.						
Architect	2	8,380	2	8,210	1.7	6,195
Architectural engineer					0.3	926
Materials engineer	1	4,190	1	4,118	1	3,575
Mechanical engineer	1	3,640	1	3,640		
Structural engineer	1	4,080	1	4,003	1.1	3,750
Grade 2. Range \$2,950 to \$3,640.						
Clerical, administrative, and fiscal service:						
Grade 15. Range \$8,750 to \$9,800.						
Deputy commissioner for administration	1	8,750	1	8,750	0.5	4,000
Grade 14. Range \$7,175 to \$8,225.						
Deputy commissioner for administration					0.3	2,022
Deputy commissioner for real estate management	1	8,225	1	8,225	0.9	6,708
Chief, District of Columbia space office	1	7,700	1	7,634	1	6,750
Fiscal manager					0.1	792
Grade 13. Range \$6,230 to \$7,070.						
Budget officer	1	6,230	1	6,230	0.9	5,434
Finance officer	1	6,650	1	6,495	0.3	1,821
Grade 12. Range \$5,180 to \$6,020.						
Chief, accounts division	1	5,180	1	5,180	0.3	1,633
Chief, classification division	1	5,390	1	5,235	0.8	3,627
Chief, employee and labor relations division	1	5,390	1	5,345	1	4,600
Chief, emergency space operations	1	5,600	1	5,443	0.7	3,400
Editorial assistant	1	5,180	1	5,180	0.1	166
Grade 11. Range \$4,300 to \$5,180.						
Administrative analyst	2	9,040	2	9,040	1.1	4,275
Administrative officer					0.5	2,079
Assistant chief, audit division	1	4,300	1	4,300	0.2	633
Assistant chief, classification division	1	4,520	1	4,337	0.9	3,705
Confidential assistant	1	4,300	1	4,300	0.1	338
Chief, District of Columbia space control	1	4,740	1	4,685	1	4,000
Chief, field space office	1	4,520	1	4,520	1	3,800
Chief, finance division					0.7	2,617
Chief, surplus real estate office	1	5,180	1	5,070	1	4,400

By objects	Obligations					
	Estimate, 1947	Estimate, 1946	Actual, 1945			
<b>PERSONAL SERVICES, DEPARTMENTAL—CON.</b>						
Clerical, administrative, and fiscal service—Continued						
Grade 9. Range \$3,640 to \$4,300:						
Administrative assistant	1	\$3,800	1	\$3,805	1	\$3,250
Chief, accounting control section	1	3,750	1	3,658	0.4	782
Chief, insurance unit	1	3,750	1	3,888	1	3,325
Classification investigator	1	3,750	1	3,649	0.4	1,147
Grade 8. Range \$3,310 to \$3,970:						
Chief, insurance unit	2	7,060	2	7,033	2.7	7,308
Grade 7. Range \$2,980 to \$3,640:						
Chief, insurance unit	21	66,630	21	66,334	16.3	45,803
Grade 6. Range \$2,650 to \$3,310:						
Chief, insurance unit	9	26,270	9	26,270	9.9	24,987
Grade 5. Range \$2,320 to \$2,980:						
Chief, insurance unit	32	78,480	32	78,722	30.7	63,370
Grade 4. Range \$2,100 to \$2,496:						
Chief, insurance unit	42	93,287	39	56,067	42.4	78,446
Grade 3. Range \$1,902 to \$2,298:						
Chief, insurance unit	32	63,702	32	63,391	20.7	44,860
Grade 2. Range \$1,704 to \$2,100:						
Chief, insurance unit	10	17,634	10	17,573	8.4	12,419
Grade 1. Range \$1,506 to \$1,902:						
Chief, insurance unit					0.8	967
Crafts, protective, and custodial service:						
Grade 7. Range \$2,364 to \$2,870:						
Chief, insurance unit	1	2,496	1	2,496	1	2,100
Grade 3. Range \$1,572 to \$1,902:						
Chief, insurance unit	10	16,776	10	16,649	8.3	12,027
Total permanent, departmental	229	779,641	224	755,695	216.2	646,708
Overtime pay, departmental				11,968		106,789
All personal services, departmental	229	779,641	224	767,663	216.2	753,497
<b>PERSONAL SERVICES, FIELD</b>						
Professional service:						
Grade 7. Range \$7,175 to \$8,225:						
Division engineer	2	14,613	2	14,394	0.3	2,311
District engineer					0.7	4,550
Grade 6. Range \$6,230 to \$7,070:						
District engineer	4	27,230	4	27,073	7.1	41,130
Assistant division engineer	4	25,340	4	25,165	0.5	2,800
Assistant district engineer					0.7	3,920
Consulting engineer	1	6,860	1	6,860	0.1	775
Grade 5. Range \$5,180 to \$6,020:						
Assistant district engineer	4	22,610	4	22,505	7	33,872
Construction engineer	1	5,390	1	5,268		
Maintenance engineer	1	6,020	1	5,968	1	5,200
Mechanical engineer	10	56,210	10	55,650	9.8	48,315
Grade 4. Range \$4,300 to \$5,180:						
Construction engineer	43	193,040	33	148,864	19.2	74,353
Inspection engineer	1	4,300	1	4,300		
Mechanical engineer	7	31,420	4	18,098	7.7	27,748
Grade 3. Range \$3,640 to \$4,300:						
Architect	4	16,320	4	16,107	3.2	10,950
Construction engineer	4	15,880	4	15,664	1.2	4,190
Mechanical engineer					0.1	378
Clerical, administrative, and fiscal service:						
Grade 13. Range \$6,230 to \$7,070:						
Regional space officer	4	26,600	4	26,478	3	17,000
Grade 7. Range \$2,980 to \$3,640:						
Chief, insurance unit	8	24,390	8	24,263	6.6	17,196
Grade 6. Range \$2,650 to \$3,310:						
Chief, insurance unit	8	21,610	8	21,577	7.3	16,957
Grade 5. Range \$2,320 to \$2,980:						
Chief, insurance unit	9	21,870	9	21,552	7.2	15,171
Grade 4. Range \$2,100 to \$2,496:						
Chief, insurance unit	26	50,712	18	39,629	16	29,821
Grade 3. Range \$1,902 to \$2,298:						
Chief, insurance unit	30	59,502	30	59,096	19.5	32,982
Grade 2. Range \$1,704 to \$2,100:						
Chief, insurance unit	39	67,116	17	29,464	5	7,386
Total permanent, field	210	703,063	167	587,975	122.5	397,005
Overtime pay, field				8,859		64,214
All personal services, field	210	703,063	167	596,834	122.5	461,219
01 Personal services (net)	439	1,482,704	391	1,364,497	338.7	1,214,716
<b>OTHER OBLIGATIONS</b>						
02 Travel		101,500		86,000		59,965
03 Transportation of things		8,000		8,000		7,343
04 Communication services		32,000		32,000		30,650
06 Printing and binding		40,500		40,000		42,995
07 Other contractual services		48,200		46,670		34,932
08 Supplies and materials		30,100		26,000		25,311
09 Equipment		3,000		3,000		7,696
Total other obligations		263,300		241,670		208,901
Grand total obligations	1,746,070		1,606,167		1,423,617	
Reimbursements for services performed				-69,070		-50,998
Transferred to "Construction services, Public Buildings Administration, Federal Works Agency"						+9,901
Received by transfer from "Salaries and expenses, Division of Central Administrative Services"						-38,800
Net total obligations	1,677,000		1,537,097		1,343,720	
Excess of obligations over appropriation due to Public Law 106				-201,387		
Estimated savings, unobligated balance						6,280
Total estimate or appropriation	1,677,000		1,335,710		1,350,000	
<b>BY PROJECTS OR FUNCTIONS</b>						
1. Office of the Commissioner		\$37,885		\$37,885		\$30,176
2. Administration		269,643		289,316		234,640
3. Design and construction		421,126		407,575		375,721
4. Real estate management		147,153		145,819		110,150
5. Buildings management		32,000		32,000		43,365
6. Division and district offices		808,263		672,745		458,522
7. Overtime pay				20,827		171,003
Grand total obligations	1,746,070		1,606,167		1,423,617</	

**PUBLIC BUILDINGS ADMINISTRATION—Continued**

**Repair, Preservation, and Equipment, Public Buildings Outside the District of Columbia, Public Buildings Administration—**

Repair, preservation, and equipment, outside the District of Columbia: For [repairs, alterations, improvement, and preservation, including personal services employed therefor,] *the repair, alteration, improvement, preservation, and equipment, not otherwise provided for, of completed Federal buildings, the grounds and approaches thereof, wharves, and piers, together with the necessary dredging adjacent thereto; and care and safeguarding, not otherwise provided for, of sites acquired for Federal buildings, including tools and materials for the use of the custodial and mechanical force, wire partitions and insect screens, installation and repair of mechanical equipment, gas, and electric-light fixtures, conduits, wiring, platform scales, and tower clocks; vaults and lockbox equipment in all buildings completed and occupied, and for] and of surplus real property, the custody of which is the responsibility of the Public Buildings Administration under the Act of August 27, 1935, pending sale or disposition; the demolition of buildings thereon; the purchase and repair of equipment, fixtures, and necessary safe equipments in buildings under the administration of the Federal Works Agency, including repairs thereto, and; and for changes in, maintenance of, and repairs to the pneumatic-tube system in New York City installed under franchise of the city of New York, approved June 29, 1909, and June 11, 1928, and the payment of any obligations arising thereunder in accordance with the provisions of the Acts approved August 5, 1909 (36 Stat. 120), and May 15, 1928 (45 Stat. 533), [\$6,000,000] \$10,000,000: Provided, That the total expenditures for the fiscal year for the repair and preservation of buildings not reserved by the vendors on sites acquired for buildings or the enlargement of buildings and the installation and repair of the mechanical equipment thereof shall not exceed 20 per centum of the annual rental of such buildings; Provided further, That the Commissioner of Public Buildings may, in his discretion, upon such terms and conditions as he may deem to be in the public interest, with the approval of the Federal Works Administrator, accept on behalf of the United States for installation in the United States Post Office Building at Kennebunkport, Maine, a mural, contributed by public-spirited citizens of the town of Kennebunkport, Maine, depicting, historically, the shipbuilding and seafaring activities of that community]. (Act of May 3, 1945, Public Law 49.)*

Estimate 1947, \$10,000,000

Appropriated 1946, \$6,000,000

By objects	Obligations					
	Estimate, 1947		Estimate, 1946		Actual, 1945	
	Man-years	Total salary	Man-years	Total salary	Man-years	Total salary
<b>PERSONAL SERVICES, FIELD</b>						
Clerical, administrative, and fiscal service:						
Grade 8. Range \$3,310 to \$3,970	1	\$3,420	1	\$3,411	0.9	\$2,658
Grade 5. Range \$2,320 to \$2,980	2	4,750	2	4,732	1.2	2,652
Grade 4. Range \$2,160 to \$2,496	3	6,696	3	6,636	1.8	3,207
Grade 3. Range \$1,902 to \$2,298	1	1,968	1	1,932	1.4	2,259
Grade 2. Range \$1,704 to \$2,100	1	1,770	1	1,759	1.6	2,152
Grade 1. Range \$1,506 to \$1,902					0.3	424
Professional service:						
Grade 4. Range \$4,300 to \$5,180:						
Maintenance engineer	4	17,860	4	17,475	3.7	14,151
Grade 3. Range \$3,640 to \$4,300:						
Architect	1	3,750	1	3,736	0.9	2,844
Maintenance engineer					0.3	980
Grade 2. Range \$2,980 to \$3,640:						
Crafts, protective, and custodial service:						
Grade 10. Range \$2,980 to \$3,640:						
Grade 9. Range \$2,650 to \$3,310:	2	5,520	2	5,520	1.1	217
Grade 8. Range \$2,540 to \$3,200:	4	10,710	4	10,632	3.5	7,755
Grade 7. Range \$2,364 to \$2,870:	26	64,764	26	64,669	26.4	55,348
Grade 6. Range \$2,166 to \$2,562:	26	59,022	25	56,856	24.3	46,112
Grade 5. Range \$1,968 to \$2,364:	1	2,100	1	2,100	1	1,740
Grade 4. Range \$1,770 to \$2,166:	11	20,724	11	20,550	10.3	15,890
Total permanent, field	83	203,054	82	200,008	79.6	162,908
Overtime pay, field				4,355		34,510
01 Personal services (net)	83	203,054	82	204,363	79.6	197,418
<b>OTHER OBLIGATIONS</b>						
03 Transportation of things		25,000		20,000		10,204
04 Communication services		2,000		1,250		480
05 Rents and utility services		2,000		2,000		1,924
07 Other contractual services		8,767,946		5,172,387		1,906,774
08 Supplies and materials		800,000		500,000		303,560
09 Equipment		200,000		100,000		59,820
Total other obligations		9,796,946		5,795,637		2,282,762
Grand total obligations		10,000,000		6,000,000		2,480,180
Transferred to "Construction services, Public Buildings Administration, Federal Works Agency"						+12,932
Net total obligations		10,000,000		6,000,000		2,493,112
Estimated savings, unobligated balance						6,588
Total estimate or appropriation		10,000,000		6,000,000		2,500,000

**Salaries and Expenses, Public Buildings and Grounds in the District of Columbia and Adjacent Area, Public Buildings Administration—**

Salaries and expenses, public buildings and grounds in the District of Columbia and adjacent area: For administration, protection, maintenance, and improvement of public buildings and grounds in the District of Columbia and the area adjacent thereto, maintained and operated by the Public Buildings Administration, including the National Archives Building; repair, preservation, and equipment of buildings operated by the Treasury and Post Office Departments in the District of Columbia; rent of buildings; demolition of buildings; expenses incident to moving various executive departments and establishments in connection with the assignment, allocation, transfer, and survey of building space; traveling expenses and carfare; the purchase of five passenger automobiles; leather and rubber articles and gas masks for the protection of public property and employees; furnishings and equipment; arms and ammunition for the guard force; purchase, repair, and cleaning of uniforms for guards and elevator conductors: [\$25,495,000] \$28,463,000: Provided, That all furniture now owned by the United States in other public buildings or in buildings rented by the United States shall be used, so far as practicable, whether or not it corresponds with the present regulation plan for furniture. (Act of May 3, 1945, Public Law 49.)

Estimate 1947, \$28,463,000

Appropriated 1946, \$25,495,000

By objects	Obligations					
	Estimate, 1947		Estimate, 1946		Actual, 1945	
	Man-years	Total salary	Man-years	Total salary	Man-years	Total salary
<b>PERSONAL SERVICES, DEPARTMENTAL</b>						
Clerical, administrative, and fiscal service:						
Grade 14. Range \$7,175 to \$8,225:						
Communications officer	1	\$7,175	1	\$7,175	0.3	\$2,165
Grade 13. Range \$6,230 to \$7,070:						
Administrative officer	1	6,230	1	6,230	0.3	1,680
Assistant buildings manager					0.2	1,160
Assistant director for communications					0.5	2,625
Chief of division	1	6,440	0.9	5,827		
Personnel officer	1	6,440	1	6,440	1	5,600
Grade 12. Range \$5,180 to \$6,020:						
Chief of division	3	15,750	2.7	14,100	3	14,400
Special assistant					0.5	2,300
Grade 11. Range \$4,300 to \$5,180:						
Administrative analyst	2	9,040	2	9,040		0.5
Assistant chief of division					2	7,800
Chief of division	3	13,120	2.7	11,700	1.4	5,720
Communications officer					0.2	880
Special assistant					0.8	2,550
Grade 9. Range \$3,640 to \$4,300:						
Administrative analyst	1	4,520	1	4,480	1	3,800
Assistant chief of section						0.6
Assistant district manager					0.5	1,650
Chief of division	2	7,280	1.6	5,820	1	3,200
Chief of section	1	3,750	1	3,695	0.5	1,600
Classification analyst	1	3,750	1	3,710	0.8	2,400
Classification investigator	1	3,640	0.8	2,810		
Fiscal analyst	1	3,750	1	3,695	0.5	1,600
Interviewer	1	3,800	1	3,805	1	3,250
Labor relations assistant	2	7,720	2	7,500	2	6,400
Grade 8. Range \$3,310 to \$3,970:						
Grade 7. Range \$2,980 to \$3,640:	22	67,655	19	58,345	16.7	44,250
Grade 6. Range \$2,650 to \$3,310:	13	36,910	11	31,414	11.8	28,090
Grade 5. Range \$2,320 to \$2,980:	49	119,965	44	107,274	41.7	85,312
Grade 4. Range \$2,100 to \$2,496:	139	300,980	135.4	291,890	132.5	244,270
Grade 3. Range \$1,902 to \$2,298:	221	430,640	185.3	361,058	164.5	273,489
Grade 2. Range \$1,704 to \$2,100:	84	154,620	179.8	316,922	100.3	149,096
Grade 1. Range \$1,506 to \$1,902:	2	3,012			3	3,780
Professional service:						
Grade 8. Range \$8,750 to \$9,800:						
Buildings manager					0.1	800
Deputy commissioner	1	9,012	1	9,012	0.9	7,200
Grade 7. Range \$7,175 to \$8,225:						
Chief engineer	1	7,175	1	7,175	0.3	1,950
Operations officer	1	7,175	1	7,175	0.6	3,900
Grade 6. Range \$6,230 to \$7,070:						
Chief of division					0.7	4,060
District manager	6	38,220	5.8	37,015	5.7	32,120
Grade 5. Range \$5,180 to \$6,020:						
Architect	1	5,600	1	5,495	1	4,800
Assistant chief of division	1	5,180	1	5,180	1	4,600
Associate district manager					1	5,200
Chief of section	1	5,390	1	5,390	1	4,600
District manager	1	5,390	1	5,390	1	4,600
Engineer	5	28,000	4.8	26,965	4.7	23,580
Group superintendent	1	5,390	1	5,390	1	4,600
Grade 4. Range \$4,300 to \$5,180:						
Attorney	2	10,140	1.4	8,030		
Architect	1	4,960	1	4,845	1	4,200
Engineer	10	46,720	10	46,225	10	39,500
Group superintendent	11	51,420	11	51,090	11	42,800
Safety engineer	1	4,520	1	4,520	1	3,800
Grade 3. Range \$3,640 to \$4,300:						
Architect	2	7,610	1.5	5,760	1	3,400
Assistant group superintendent	13	50,240	12.5	48,190	10.4	34,960
Buildings management analyst	1	3,640	0.8	2,920	0.5	1,650
Engineer	14	55,200	13	51,575	11.5	39,925
Entomologist	1	3,970	1	3,970	1	3,400

By objects	Obligations					
	Estimate, 1947		Estimate, 1946		Actual, 1945	
	Man-years	Total salary	Man-years	Total salary	Man-years	Total salary
<b>PERSONAL SERVICES, DEPARTMENTAL—CON.</b>						
Professional service—Continued						
Grade 3. Range \$3,640 to \$4,300—Con.						
Group superintendent	8	\$31,830	8	\$31,455	7.8	\$26,435
Protection officer						
Grade 2. Range \$2,980 to \$3,640	10	30,460	10	30,424	4	13,350
Subprofessional service:						
Grade 8. Range \$2,980 to \$3,640	3	9,270	3	9,240	2.5	6,835
Grade 7. Range \$2,650 to \$3,310	6	17,000	6	17,095	3.7	8,660
Grade 6. Range \$2,320 to \$2,980	6	14,461	6.5	15,583	6.6	13,400
Grade 5. Range \$2,100 to \$2,496	5	10,697	4	8,597	3	5,550
Grade 4. Range \$1,902 to \$2,298	2	3,870	1.5	2,920	1.4	2,270
Grade 3. Range \$1,704 to \$2,100	1	1,836	1	1,836	1	1,500
Crafts, protective, and custodial service						
Grade 10. Range \$2,980 to \$3,640	44	141,015	43	137,021	40.4	110,740
Grade 9. Range \$2,650 to \$3,310	58	165,280	55	156,062	53.2	128,860
Grade 8. Range \$2,340 to \$3,200	167	453,840	158	427,940	150.4	344,280
Grade 7. Range \$2,264 to \$2,870	650	1,592,839	583	1,427,677	530	1,109,850
Grade 6. Range \$2,166 to \$2,562	1,260	2,800,776	1,117	2,480,622	931	1,779,120
Grade 5. Range \$1,968 to \$2,364	118	240,720	93	190,604	82	140,340
Grade 4. Range \$1,770 to \$2,166						
Guard	1,987	3,687,650	2,050	3,779,024	2,558	3,948,420
Other	479	876,490	430	785,211	406	623,640
Grade 3. Range \$1,572 to \$1,902	729	1,200,775	717	1,173,798	685	942,840
Grade 2. Range \$1,440 to \$1,770	4,679	7,166,522	4,788	7,269,866	4,676.8	5,891,435
Total permanent, departmental	10,843	20,030,900	10,745.9	19,568,140	10,710.4	16,309,722
W. A. E. employment, departmental	600	900,000	625	934,000	790	1,273,987
Overtime pay, departmental		59,970		141,510		3,538,517
Night-work differential, departmental		661,530		637,505		
01 Personal services (net)	11,443	21,652,400	11,370.9	21,956,500	11,500.4	21,122,226
<b>OTHER OBLIGATIONS</b>						
02 Travel		8,000		8,000		5,565
03 Transportation of things		10,000		10,000		8,394
04 Communication services		1,400,000		1,700,000		2,023,990
05 Rents and utility services		7,091,740		8,825,000		8,860,710
07 Other contractual services		1,900,000		965,713		1,062,732
08 Supplies and materials		2,088,860		2,330,385		3,014,447
09 Equipment		57,000		82,400		103,392
Total other obligations	12,585,600	13,921,498	15,079,230			
Grand total obligations	34,238,000	35,907,998	36,201,456			
Reimbursements for services performed	-5,600,000	-5,720,000	-6,053,561			
Payments received from non-Federal sources	-150,000	-175,000	-208,938			
Transferred to "Construction services, Public Buildings Administration, Federal Works Agency"			+26,105			
Received by transfer from—						
"Salaries and expenses, Freedmen's Hospital, Federal Security Agency"	-25,000	-102,000	-50,000			
"Salaries and expenses, Division of Central Administrative Services"			-307,200			
Net total obligations	28,463,000	29,910,998	29,607,862			
Excess of obligations over appropriation due to Public Law 106		-4,415,998				
Estimated savings, unobligated balance			161,938			
Total estimate or appropriation	28,463,000	25,495,000	29,769,800			
<b>BY PROJECTS OR FUNCTIONS</b>						
1. Administration		\$661,000	\$646,000	\$592,713		
2. Operation, protection, and maintenance	24,467,107	24,829,090	21,739,784			
3. Rents	4,526,030	5,621,975	5,541,455			
4. Communication services	1,367,148	1,804,473	2,079,270			
5. Tenant changes	112,000	112,000	300,114			
6. Moving and space adjustments	472,425	472,425	930,907			
7. Uniforms for guards and elevator conductors	120,290	160,290	31,932			
8. Major repairs and improvements	500,000	500,000	279,346			
9. Repairs to temporary buildings	100,000	100,000	131,672			
10. Equipment and furnishings	57,000	81,400	103,360			
11. Repair, preservation, and equipment of buildings operated by the Treasury and Post Office	75,000	75,000	91,956			
12. Major improvements and renovation of public buildings	1,000,000					
13. Miscellaneous job order work	750,000	800,000	840,430			
14. Overtime pay		705,345	3,538,517			
Grand total obligations	34,238,000	35,907,998	36,201,456			
Adjustments (see objects schedule for detail)	-5,775,000	-10,412,998	-6,431,656			
Total estimate or appropriation	28,463,000	25,495,000	29,769,800			

**Salaries and Expenses, Public Buildings and Grounds Outside the District of Columbia, Public Buildings Administration—**

Salaries and expenses, public buildings and grounds outside the District of Columbia: For operation, protection, and maintenance, including cleaning, heating, lighting, rental of buildings and equipment, supplies, materials, furnishings and equipment, personal services in the District of Columbia and elsewhere, arms, ammunition, leather and rubber articles, and gas masks for the protection of public property and employees, purchase of uniforms for guards and elevator conductors, expenses incident to moving Government agencies in connection with the assignment, allocation and transfer of building space, the restoration of leased premises, the purchase of five passenger automobiles, and every expenditure requisite for and incidental to such maintenance and operation of public buildings and grounds outside of the District of Columbia maintained and operated by the Public Buildings Administration, **[\$11,500,000]** \$15,816,000: *Provided*, That all furniture now owned by the United States in other public buildings or in buildings rented by the United States shall be used, so far as practicable, whether or not it corresponds with the present regulation plan for furniture. (Act of May 3, 1945, Public Law 49.)

Estimate 1947, \$15,816,000      Appropriated 1946, \$11,500,000

By objects	Obligations					
	Estimate, 1947		Estimate, 1946		Actual, 1945	
	Man-years	Total salary	Man-years	Total salary	Man-years	Total salary
<b>PERSONAL SERVICES, DEPARTMENTAL</b>						
Clerical, administrative, and fiscal service:						
Grade 12. Range \$5,180 to \$6,020:						
Special assistant	1	\$5,180	1	\$5,180		
Chief of division	1	5,180	1	5,180		
Grade 6. Range \$2,650 to \$3,310	1	2,760	1	2,705		
Grade 5. Range \$2,320 to \$2,980	1	2,540	1	2,540		
Grade 4. Range \$2,100 to \$2,496	7	15,170	7	15,047		
Grade 3. Range \$1,902 to \$2,298	9	17,705	9	17,635		
Grade 2. Range \$1,704 to \$2,100	2	3,540	2	3,540		
Professional service:						
Grade 7. Range \$7,175 to \$8,225:						
Operations officer	1	7,175	1	7,175		
Grade 6. Range \$6,230 to \$7,070:						
Assistant operations officer	1	6,230	0.8	4,985		
Grade 5. Range \$5,180 to \$6,020:						
Chief of division	1	6,020	1.2	7,265		
Total permanent, departmental	25	71,500	25	71,252		
Overtime pay, departmental				1,688		
All personal services, departmental	25	71,500	25	72,940		
<b>PERSONAL SERVICES, FIELD</b>						
Clerical, administrative, and fiscal service:						
Grade 13. Range \$6,230 to \$7,070:						
Assistant district engineer	1	6,440	1	6,440	0.5	\$2,800
Deputy regional director						0.3 1,680
District manager	6	38,880	6	38,830	4.5	25,800
Grade 12. Range \$5,180 to \$6,020:						
Administrative officer	2	11,940	2	11,940	0.1	1,020
District service officer	2	10,680	2	10,520	0.7	3,220
District manager	3	16,170	3	16,100	2.3	11,359
Service operations officer	1	5,390	1	5,340	1.4	6,440
Grade 11. Range \$4,300 to \$5,180:						
Administrative analyst	1	4,740	1	4,630	0.8	3,000
Area manager						2 7,600
Assistant district manager	1	4,520	1	4,520		
Assistant regional service operations officer	1	4,520	1	4,520		
District manager	12	52,920	12	52,900	0.8	2,850
Space and facilities officer	3	13,560	3	13,560	9	36,300
Grade 10. Range \$3,970 to \$4,630:						
Executive assistant	1	4,300	1	4,300	0.8	2,700
Superintendent	5	20,180	4	16,100	3.9	13,800
Grade 9. Range \$3,640 to \$4,300:						
Administrative assistant	2	7,720	2	7,555	1.4	4,875
Alterations and facilities officer	1	3,970	1	3,970	0.8	2,550
Assistant service operations officer	1	3,860	1	3,830	0.8	2,475
Assistant superintendent	1	3,640				
Chief, communications	2	7,720	2	7,555	1.5	4,875
Chief, fiscal section	1	3,750	1	3,750	0.8	2,400
District manager	19	71,140	21	78,835	15	44,400
Lease officer	1	3,860	1	3,860	0.8	2,475
Personnel officer	2	7,500	2	7,500	1.5	4,800
Service officer	1	3,750	1	3,750	0.8	2,400
Space officer	1	3,860	1	3,860	0.8	2,475
Space and facilities officer	4	15,110	4	15,055	3	9,750
Superintendent	1	3,970	1	3,870	1	3,325
Grade 8. Range \$3,310 to \$3,970	5	17,320	5	17,300	6	17,700
Grade 7. Range \$2,980 to \$3,640	31	97,220	31	97,073	23.3	64,225
Grade 6. Range \$2,650 to \$3,310	5	13,580	4	10,811	2.9	6,790
Grade 5. Range \$2,320 to \$2,980	43	102,290	45	106,724	33.5	68,738
Grade 4. Range \$2,100 to \$2,496	101	218,199	97.8	210,060	82.7	151,455
Grade 3. Range \$1,902 to \$2,298	214	419,978	195.2	381,642	155	254,995
Grade 2. Range \$1,704 to \$2,100	386	683,920	401.4	705,392	321	473,550
Grade 1. Range \$1,506 to \$1,902	19	29,406	19	29,366	14.6	18,180
Professional service:						
Grade 7. Range \$7,175 to \$8,225:						
Division engineer	2	14,350	2	14,350		

**PUBLIC BUILDINGS ADMINISTRATION—Continued**

**Salaries and Expenses, Public Buildings and Grounds Outside the District of Columbia, Public Buildings Administrator—Con.**

By objects	Obligations					
	Estimate, 1947		Estimate, 1946		Actual, 1945	
	Man-years	Total salary	Man-years	Total salary	Man-years	Total salary
<b>PERSONAL SERVICES, FIELD—continued</b>						
Professional service—Continued						
Grade 6. Range \$6,230 to \$7,070:						
Assistant district engineer	4	\$25,020	4	\$25,020	0	\$2,800
Grade 5. Range \$5,180 to \$6,020:						
Area manager	1	5,390	1	5,285	1	4,600
Assistant district manager	1	5,180	1	5,180		
Grade 4. Range \$4,300 to \$5,180:						
Superintendent	3	13,230	3	13,230	1.5	5,700
Grade 3. Range \$3,640 to \$4,300:						
Assistant superintendent	3	11,360	3	11,195	2.1	6,795
Superintendent	1	4,300	1	4,300	2.2	8,160
Grade 2. Range \$2,980 to \$3,640:						
Guard	1	3,640	1	3,640	1	3,200
Crafts, protective, and custodial service:						
Grade 10. Range \$2,980 to \$3,640	22	68,173	21	64,756	17.8	46,560
Grade 9. Range \$2,650 to \$3,310	17	48,536	16	45,578	15	36,100
Grade 8. Range \$2,540 to \$3,200	42	117,264	41	113,954	38	89,600
Grade 7. Range \$2,364 to \$2,870	141	348,852	122	301,897	107	223,760
Grade 6. Range \$2,166 to \$2,562	193	432,317	171	382,084	158	297,300
Grade 5. Range \$1,998 to \$2,364	76	150,322	74	145,408	71	115,500
Grade 4. Range \$1,770 to \$2,166:						
Guard	814	1,492,646	674	1,236,494		973,685
Other	175	324,752	159	294,443	152	232,600
Grade 3. Range \$1,572 to \$1,902	339	554,459	303	494,526	275	372,745
Grade 2. Range \$1,440 to \$1,770	1,755	2,630,916	1,576	2,357,102	1,397	1,729,071
Total permanent, field	4,470	8,166,690	4,047.4	7,409,980	3,577.1	5,418,078
W. A. E. employment, field					165	297,643
Overtime pay, field						158,960
Additional compensation, field						17,860
Night-work differential, field						206,650
All personal services, field	4,470	8,491,200	4,047.4	7,888,540	3,742.1	6,908,942
01 Personal services (net)	4,495	8,562,700	4,072.4	7,961,480	3,742.1	6,908,942
<b>OTHER OBLIGATIONS</b>						
02 Travel		50,000		60,000		31,731
03 Transportation of things		45,000		45,000		41,590
04 Communication services		2,965,000		3,470,000		3,131,663
05 Rents and utility services		11,383,200		9,760,650		12,087,529
07 Other contractual services		600,000		641,962		642,113
08 Supplies and materials		530,000		450,000		462,534
09 Equipment		170,000		175,000		186,041
Total other obligations		15,743,700		14,612,652		16,583,141
Grand total obligations		24,706,000		22,574,132		23,492,063
Reimbursements for services performed		-8,450,000		-9,760,000		-11,122,839
Transferred to "Construction services, Public Buildings Administration, Federal Works Agency"						+1,083
Received by transfer from "Salaries and expenses, Division of Central Administrative Services"						-1,454,900
Net total obligations		15,816,000		13,074,132		10,915,427
Excess of obligations over appropriations due to Public Law 106				-1,574,132		
Estimated savings, unobligated balance						55,573
Total estimate or appropriation		15,816,000		11,500,000		10,971,000
<b>BY PROJECTS OR FUNCTIONS</b>						
1. Administration		\$71,500		\$71,262		
2. Special space, and communication services		8,088,450		9,452,040		\$9,821,551
3. Operation, protection, and maintenance		9,196,450		7,847,277		6,594,893
4. Rents		6,299,600		4,452,915		5,157,116
5. Repairs to buildings involved in decentralization program		50,000		50,000		105,678
6. Restoration of leased premises		35,000		35,000		
7. Furnishings		80,000		80,000		108,022
8. Uniforms for guards and elevator conductors		35,000				54,240
9. Moving and space adjustments		25,000				2,663
10. Telephone switchboard		350,000		350,000		374,417
11. Miscellaneous job order work		75,000		75,000		80,282
12. Overtime pay				100,148		1,193,221
Grand total obligations		24,306,000		22,574,132		23,492,063
Adjustments (see objects schedule for detail)		-8,450,000		-11,074,132		-12,521,083
Total estimate or appropriation		15,816,000		11,500,000		10,971,000

employees may be paid at rates approved by the Commissioner of Public Buildings, not exceeding current rates for similar services in the place where such services are employed, and such employees in emergencies may be entered on duty subject to confirmation by the Federal Works Administrator.

The appropriations for salaries and expenses, public buildings and grounds in and outside the District of Columbia, shall be available for communication services serving one or more governmental activities, and for services to motor vehicles, and where such services, together with quarters, maintenance or other services are furnished on a reimbursable basis to any governmental activity, such activity shall make payment therefor promptly by check upon the request of the Public Buildings Administration, either in advance or after the service has been furnished, for deposit to the credit of the applicable appropriation, of all or part of the estimated or actual cost thereof, as the case may be, proper adjustment upon the basis of actual cost to be made for services paid for in advance.

**Construction Services, Public Buildings Administration, Federal Works Agency—**

In the prosecution of construction projects or planning programs assigned to the Public Buildings Administration for which funds are provided by direct appropriation or transferred under authority contained in section 35 of the Act of June 15, 1938 (40 U. S. C. 265), an amount administratively determined as necessary for the payment of salaries and expenses of personnel engaged upon the preparation of plans and specifications, field supervision, and general office expense, may be transferred and consolidated on the books of the Treasury Department into a special account for direct expenditure in the prosecution of said work, such expenditures to be subsequently allocated and reported upon by projects in accordance with procedures prescribed by the General Accounting Office. (Act of May 3, 1945, Public Law 49.)

By objects	Obligations					
	Estimate, 1947		Estimate, 1946		Actual, 1945	
	Man-years	Total salary	Man-years	Total salary	Man-years	Total salary
<b>PERSONAL SERVICES, DEPARTMENTAL</b>						
Clerical, administrative, and fiscal service:						
Grade 13. Range \$6,230 to \$7,070:						
Real estate adviser					0.4	\$2,654
Grade 11. Range \$4,300 to \$5,180:						
Fiscal procedures accountant	1	\$4,300	1	\$4,300	0.1	528
Grade 9. Range \$3,640 to \$4,300:						
Chief, blueprinting and duplicating section					1	3,200
Chief, financial reports and cost section					0.5	1,851
Head, cost and reports section	1	3,640	1	3,640		
Grade 8. Range \$3,310 to \$3,970	2	6,290	1.7	5,398	0.1	387
Grade 7. Range \$2,980 to \$3,640	2	5,410	1.9	5,216	1.4	3,613
Grade 6. Range \$2,650 to \$3,310	10	24,850	6.1	15,833	4.9	10,829
Grade 5. Range \$2,350 to \$2,980	39	85,068	33.3	73,258	30.4	56,311
Grade 4. Range \$2,100 to \$2,496	49	96,432	39	77,044	41.4	70,113
Grade 3. Range \$1,902 to \$2,298	11	19,734	10.9	19,287	45.7	67,489
Grade 2. Range \$1,704 to \$2,100					8.1	10,753
Grade 1. Range \$1,506 to \$1,902						
Professional service:						
Grade 8. Range \$8,750 to \$9,800:						
Architectural adviser					0.7	5,756
Grade 7. Range \$7,175 to \$8,225:						
Consulting engineer	1	8,225	1	8,225	1	7,500
Inspection engineer	1	8,225	0.3	2,755		
Grade 6. Range \$6,230 to \$7,070:						
Architect	2	12,460	1	6,230	0.2	933
Assistant chief, architectural engineering section	1	7,070	1	6,965	0.1	258
Assistant superintendent of architects	1	6,440	1	6,256	0.6	3,484
Assistant chief, structural engineering section	2	13,720	2	13,510	0.5	2,817
Assistant chief, mechanical engineering section	1	6,860	1	6,808	0.1	250
Consulting engineer	1	7,070	1	7,070	1	6,300
Fine arts consultant					1	5,600
Inspection engineer					0.2	1,321
Mechanical engineer	2	13,090	1.5	9,922	1	6,000
Structural engineer	1	6,230	0.5	3,115	1.2	6,933
Grade 5. Range \$5,180 to \$6,020:						
Architect	36	191,520	21.3	115,256	4.8	24,559
Attorney					0.7	4,515
Chief, progress and production unit	1	5,810	1	5,810	1.7	8,439
Construction engineer					1	4,800
Engineer adviser	1	5,600	1	5,600	0.7	3,173
Landscape architect	4	20,720	2	10,360	2.3	12,080
Mechanical engineer	6	32,130	4	21,770	2	12,080
Structural engineer	5	26,530	3	16,065	1	5,000
Technical assistant	1	5,000	1	5,548	0.9	4,493
Grade 4. Range \$4,300 to \$5,180:						
Architect	46	206,160	30.8	139,603	13.3	55,560
Architectural engineer	21	93,820	14.7	65,798	8.5	36,400
Attorney	2	9,040	1.4	6,679		
Chief, priorities section	1	4,960	1	4,960	0.7	3,057
Construction engineer	3	14,060	3.2	14,948	3.7	14,774
Electrical engineer	5	23,040	4.1	19,063	4.7	19,967
Mechanical engineer	10	44,980	7.7	34,905	7.3	28,889
Project engineer	5	23,480	4	19,125	2.4	9,928

Under the appropriations for salaries and expenses, public buildings and grounds in and outside the District of Columbia, per diem

By objects	Obligations					
	Estimate, 1947		Estimate, 1946		Actual, 1945	
	Man-years	Total salary	Man-years	Total salary	Man-years	Total salary
<b>PERSONAL SERVICES, DEPARTMENTAL—CON</b>						
Professional service—Continued						
Grade 4. Range \$4,300 to \$5,180—Con.						
Site planner	1	\$4,740	1	\$4,740	1	\$4,000
Structural engineer	10	44,760	7	33,176	4	20,147
Grade 3. Range \$3,640 to \$4,300						
Architect	93	349,740	57	220,614	27	97,848
Architectural engineer	10	36,400	5	18,811	1	6,785
Construction engineer	5	18,640	3	11,333	1	3,475
Electrical engineer	7	26,140	4	17,634	4	13,425
Landscape architect	3	10,920	1	5,460	0	907
Mechanical engineer	13	48,860	8	31,243	5	17,550
Site planner	2	7,280	1	3,640	0	2,525
Structural engineer	14	53,270	9	37,250	11	41,040
Grade 2. Range \$2,980 to \$3,640	18	54,960	10	32,125	5	14,958
Subprofessional service:						
Grade 8. Range \$2,980 to \$3,640	1	3,420	1	3,393	1	2,875
Grade 7. Range \$2,650 to \$3,310	1	2,870	1	2,870	2	5,300
Grade 5. Range \$2,100 to \$2,496					0	1,020
Grade 4. Range \$1,902 to \$2,298					1	2,656
Crafts, protective, and custodial service:						
Grade 6. Range \$2,100 to \$2,562					1	1,860
Grade 3. Range \$1,572 to \$1,902	7	11,064	7	11,554	9	12,634
Grade 2. Range \$1,440 to \$1,770	1	1,704	1	1,704	2	2,760
Total permanent, departmental	461	1,717,872	325	1,200,385	276	765,309
Overtime pay, departmental				9,985		133,923
All personal services, departmental	461	1,717,872	325	1,210,370	276	899,232
<b>PERSONAL SERVICES, FIELD</b>						
Clerical, administrative, and fiscal service:						
Grade 13. Range \$6,230 to \$7,076					0	3,929
Chief, project accounting unit					0	3,131
Grade 12. Range \$5,180 to \$6,020					0	3,131
Head traveling accountant					0	3,131
Grade 11. Range \$4,300 to \$5,180					7	32,575
Project accountant	7	32,740	7	32,575	8	32,115
Grade 9. Range \$3,640 to \$4,300					2	7,830
Project accountant	2	7,830	2	7,775	3	12,616
Reviewer	1	4,300	1	4,300	1	5,204
Grade 7. Range \$2,980 to \$3,640	2	6,510	2	6,428	4	12,618
Grade 5. Range \$2,320 to \$2,980					0	350
Grade 4. Range \$2,100 to \$2,496	4	8,796	4	9,049	4	8,952
Grade 3. Range \$1,902 to \$2,298	1	2,298	1	2,288	1	2,673
Grade 2. Range \$1,704 to \$2,100	1	1,902	1	1,902	1	2,869
Grade 1. Range \$1,506 to \$1,902	1	1,638	1	1,589	1	1,275
Professional service:						
Grade 7. Range \$7,175 to \$8,225					1	6,500
Consulting architect						
Grade 6. Range \$6,230 to \$7,076					3	19,950
Construction engineer	3	19,950	3	19,478	3	22,695
Project engineer	7	46,340	7	46,340	8	46,200
Grade 5. Range \$5,180 to \$6,020					32	170,380
Construction engineer	32	170,380	22	118,300	11	53,064
Grade 4. Range \$4,300 to \$5,180					66	292,160
Construction engineer	66	292,160	41	184,605	29	116,695
Grade 3. Range \$3,640 to \$4,300					68	256,210
Construction engineer	68	256,210	38	146,524	24	83,729
Grade 2. Range \$2,980 to \$3,640	2	6,950	2	6,950	3	9,597
Total permanent, field	197	858,004	132	588,113	109	642,812
Overtime pay, field				4,727		66,071
All personal services, field	197	858,004	132	592,840	109	708,883
01 Personal services (net)	658	2,575,876	457	1,803,210	386	1,390,115
<b>OTHER OBLIGATIONS</b>						
07 Other contractual services		2,000		2,000		1,458
08 Supplies and materials		2,500		2,500		41,425
09 Equipment		3,500		3,500		3,875
Total other obligations		8,000		8,000		46,758
Grand total obligations		2,583,876		1,811,210		1,436,873
Transferred to—						
"War Department buildings, Washington, D. C., Public Buildings Administration"						+6,410
"Federal office buildings numbered 2 and 3 in or near the District of Columbia, Public Buildings Administration"						+11,698
"Construction of temporary office buildings, Washington, D. C., Public Buildings Administration"						+2,071
"Sites and construction, general office buildings in or near the District of Columbia, Public Buildings Administration"						+119,872
"Construction of public buildings, Public Buildings Administration"						+20,606
"Additional facilities, National Bureau of Standards, Washington, D. C., Public Buildings Administration"						+14,364
Received by transfer from—						
"General administrative expenses, Public Buildings Administration"						-9,901
"Repair, preservation, and equipment, public buildings outside the District of Columbia, Public Buildings Administration"						-12,932

By objects	Obligations		
	Estimate, 1947	Estimate, 1946	Actual, 1945
Received by transfer from—Continued			
"Salaries and expenses, public buildings and grounds in the District of Columbia and adjacent area, Public Buildings Administration"			-26,105
"Salaries and expenses, public buildings and grounds outside the District of Columbia, Public Buildings Administration"			-1,083
"Annex buildings, Government Printing Office, Washington, D. C., Public Buildings Administration"			-3,341
"General Accounting Office Building, Washington, D. C., Public Buildings Administration"			-5,196
"Emergency safeguarding of public buildings and property, Public Buildings Administration"			-3,638
"Advance studies for Federal building construction, Public Buildings Administration"			-51,356
"Emergency fund for the President, national defense (allotment to Federal Works Agency, Public Buildings Administration)"			-680
"Materials testing laboratory and equipment, National Bureau of Standards (transfer to Federal Works Agency, Public Buildings Administration)"			-265
"National Industrial Recovery, Public Works Administration (allotment to Federal Works Agency, Public Buildings Administration)"			-2,544
"Building for storeroom, etc., Saint Elizabeths Hospital, Federal Security Agency (transfer to Federal Works Agency, Public Buildings Administration)"			-7,902
"Acquisition of site and building, Baltimore Parcel Post Station, Baltimore, Md., Public Buildings Administration"			-76
"West Central heating plant, Washington, D. C., Public Buildings Administration"			-1,059
"Emergency repairs to public buildings and mechanical equipment, Public Buildings Administration, Act Aug. 12, 1935"			-131
"Emergency repairs to public buildings and mechanical equipment, Public Buildings Administration, Act June 22, 1936"			-61
"Emergency repairs to public buildings and mechanical equipment, Public Buildings Administration, Act Aug. 25, 1937"			-75
Reimbursements for services performed	-\$2,608,876	-\$1,839,736	-1,440,838
Prior year balance available in 1945			-291,185
1945 balance available in 1946		-246,474	+246,474
1946 balance available in 1947	-275,000	+275,000	
1947 balance available in 1948	+300,000		
Total estimate or appropriation			

**Federal Office Building, Nashville, Tenn., Public Buildings Administration**  
 [Federal office building, Nashville, Tennessee: For the acquisition of a site in Nashville, Tennessee, by purchase, condemnation, or otherwise, and the construction thereon of a new Federal office building for the use and accommodation of the United States, including the Veterans' Administration, \$5,575,000.] (Act of Dec. 28, 1945, Public Law 269.)

Appropriated 1946, \$5,575,000

By objects	Obligations		
	Estimate, 1947	Estimate, 1946	Actual, 1945
01 Personal services (net)	\$150,000	\$100,000	
<b>OTHER OBLIGATIONS</b>			
07 Other contractual services	15,000	10,000	
09 Equipment	100,000		
10 Lands and structures	4,235,000	400,000	
Total other obligations	4,350,000	410,000	
Grand total obligations	4,500,000	510,000	
1946 balance available in 1947	-5,065,000	+5,065,000	
1947 balance available in 1948	+565,000		
Total estimate or appropriation		5,575,000	

**PUBLIC BUILDINGS ADMINISTRATION—Continued**

**Working Capital Fund, Public Buildings Administration—**

[For the establishment of a working capital fund, \$50,000, without fiscal year limitation, for the payment of salaries and other expenses necessary to the operation of a central blueprinting, photostating, and duplicating service; said fund to be reimbursed in order to insure continuous operation, from available funds of constituents of the Federal Works Agency, or of any other Federal agency for which services are performed, at rates to be determined by the Public Buildings Administration on the basis of estimated or actual charges for personal services, materials, equipment (including maintenance, repair, and depreciation on existing as well as new equipment) and other expenses: *Provided*, That at the close of each fiscal year any excess of funds resulting from such operation, after making adequate provision for the replacement of mechanical and other equipment and for accrued annual leave of employees engaged in this work by the establishment of reserves therefor, shall be covered into the Treasury of the United States as miscellaneous receipts.] (*Act of May 3, 1945, Public Law 49.*)

Appropriated 1946, \$50,000

By objects	Obligations					
	Estimate, 1947		Estimate, 1946		Actual, 1945	
<b>PERSONAL SERVICES, DEPARTMENTAL</b>						
Clerical, administrative, and fiscal service:						
Grade 9. Range \$3,640 to \$4,300:						
Chief, blueprinting and duplicating section	1	\$3,750	1	\$3,750		
Grade 7. Range \$2,980 to \$3,640.	1	3,090	1	3,063		
Grade 5. Range \$2,320 to \$2,980.	5	13,250	5	13,108		
Grade 4. Range \$2,100 to \$2,496.	9	19,560	7	15,297		
Grade 3. Range \$1,902 to \$2,298.	23	45,660	19	37,730		
Grade 2. Range \$1,704 to \$2,100.	58	101,934	48	84,193		
Grade 1. Range \$1,506 to \$1,902.	12	19,260	10	16,055		
Subprofessional service:						
Grade 7. Range \$2,650 to \$3,310.	1	3,310	1	3,310		
Grade 5. Range \$2,100 to \$2,496.	1	2,166	1	2,136		
Grade 4. Range \$1,902 to \$2,298.	4	7,872	3	5,910		
Crafts, protective, and custodial service:						
Grade 6. Range \$2,166 to \$2,562.	2	4,398	1.5	3,315		
Grade 3. Range \$1,572 to \$1,902.	1	1,770	1	1,770		
Grade 2. Range \$1,440 to \$1,770.	2	3,144	1.5	2,424		
Total permanent, departmental	120	229,164	100	192,061		
Overtime pay, departmental				3,549		
01 Personal services (net)	120	229,164	100	195,610		
<b>OTHER OBLIGATIONS</b>						
07 Other contractual services		2,000		1,000		
08 Supplies and materials		69,966		53,955		
09 Equipment		10,000		10,000		
Total other obligations		81,966		64,955		
Grand total obligations		311,130		260,565		
Reimbursements for services performed		-316,130		-295,565		
1946 balance available in 1947		-85,000		+85,000		
1947 balance available in 1948		+90,000				
Total estimate or appropriation				50,000		

**Acquisition of Site and Building, Baltimore Parcel-Post Station, Baltimore, Md., Public Buildings Administration—**

By objects	Obligations		
	Estimate, 1947	Estimate, 1946	Actual, 1945
07 Other contractual services			\$340
10 Lands and structures		\$136,271	693,313
Grand total obligations		136,271	693,653
Transferred to "Construction services, Public Buildings Administration, Federal Works Agency"			+76
1945 balance available in 1946		-136,271	+136,271
Total estimate or appropriation			530,000

**Additional Facilities, National Bureau of Standards, Washington, D. C., Public Buildings Administration—**

By objects	Obligations		
	Estimate, 1947	Estimate, 1946	Actual, 1945
09 Equipment		\$113,724	
Received by transfer from "Construction services, Public Buildings Administration, Federal Works Agency"			-\$14,364

By objects	Obligations		
	Estimate, 1947	Estimate, 1946	Actual, 1945
Prior year balance available in 1945			-\$99,360
1945 balance available in 1946		-\$113,724	+113,724
Total estimate or appropriation			

**Advance Studies for Federal Building Construction, Public Buildings Administration—**

By objects	Obligations		
	Estimate, 1947	Estimate, 1946	Actual, 1945
02 Travel		\$1,000	\$4,688
04 Communication services		100	35
05 Printing and binding	10,000	15,000	
07 Other contractual services	13,941	47,900	10,402
08 Supplies and materials	1,000	1,000	995
09 Equipment			326
Grand total obligations	25,041	65,000	16,446
Reimbursements for services performed			-5,115
Transferred to "Construction services, Public Buildings Administration, Federal Works Agency"			+51,356
Prior year balance available in 1945			-152,728
1945 balance available in 1946		-90,041	+90,041
1946 balance available in 1947	-25,041	+25,041	
Total estimate or appropriation			

**Building for Storeroom, Etc., Saint Elizabeths Hospital, Federal Security Agency (Transfer to Federal Works Agency, Public Buildings Administration)—**

By objects	Obligations		
	Estimate, 1947	Estimate, 1946	Actual, 1945
01 Personal services (net)		\$89,527	
<b>OTHER OBLIGATIONS</b>			
07 Other contractual services		2,500	\$71
Grand total obligations		92,027	71
Transferred to "Construction services, Public Buildings Administration, Federal Works Agency"			+7,902
Received by transfer from "Building for storeroom, etc., Saint Elizabeths Hospital, Federal Security Agency"			-100,000
1945 balance available in 1946		-92,027	+92,027
Total estimate or appropriation			

**Construction and Equipment, Saint Elizabeths Hospital, Federal Security Agency (Transfer to Federal Works Agency, Public Buildings Administration)—**

By objects	Obligations		
	Estimate, 1947	Estimate, 1946	Actual, 1945
01 Personal services	\$36,300	\$73,700	
<b>OTHER OBLIGATIONS</b>			
07 Other contractual services	5,000	10,000	
10 Lands and structures	58,700	1,566,300	
Total other obligations	63,700	1,576,300	
Grand total obligations	100,000	1,650,000	
1946 balance available in 1947	-100,000	+100,000	
Received by transfer from "Construction and equipment, Saint Elizabeths Hospital, Federal Security Agency"			-1,750,000
Total estimate or appropriation			

**Construction of Public Buildings, Public Buildings Administration—**

By objects	Obligations		
	Estimate, 1947	Estimate, 1946	Actual, 1945
01 Personal services (net)		\$159,695	\$17,922



By objects	Obligations		
	Estimate, 1947	Estimate, 1946	Actual, 1945
<b>OTHER OBLIGATIONS</b>			
07 Other contractual services		\$20,700	\$1,325
09 Equipment		10,000	9,218
10 Lands and structures		2,188,800	209,716
Total other obligations		2,209,500	220,259
Grand total obligations		2,159,195	238,181
Transferred to "Emergency construction of public buildings, Public Buildings Administration, Act June 22, 1936 (transfer to Justice)"			+51
Received by transfer from—			
"Construction services, Public Buildings Administration, Federal Works Agency"			-20,606
"Emergency repairs to public buildings and mechanical equipment, Public Buildings Administration, Act Aug. 12, 1935"			-174,000
"Emergency repairs to public buildings and mechanical equipment, Public Buildings Administration, Act June 22, 1936"			-4,200
"Emergency repairs to public buildings and mechanical equipment, Public Buildings Administration, Act Aug. 25, 1937"			-14,300
Prior year balance available in 1945			-17,727,353
1945 balance available in 1946		-17,702,224	+17,702,224
1946 balance available in 1947	-\$15,243,029	+15,243,029	
1947 balance available in 1948	+15,243,029		
Total estimate or appropriation			

**Emergency Fund for the President, National Defense (Allotment to Federal Works Agency, Public Buildings Administration)—**

By objects	Obligations		
	Estimate, 1947	Estimate, 1946	Actual, 1945
02 Travel		\$2,000	\$652
03 Transportation of things		45,933	
07 Other contractual services		1,500	14,589
Grand total obligations		49,433	15,241
Transferred to "Construction services, Public Buildings Administration, Federal Works Agency"			+680
Prior year balance available in 1945			-771,154
1945 balance available in 1946		-755,233	+755,233
Estimated savings, unobligated balance		705,800	
Total estimate or appropriation			

**Emergency Safeguarding of Public Buildings and Property, Public Buildings Administration—**

By objects	Obligations					
	Estimate, 1947		Estimate, 1946		Actual, 1945	
<b>PERSONAL SERVICES, DEPARTMENTAL</b>						
Clerical, administrative, and fiscal service:	Man-years	Total salary	Man-years	Total salary	Man-years	Total salary
Grade 5. Range \$2,320 to \$2,950					0.8	\$1,772
Grade 4. Range \$2,100 to \$2,496			0.9	\$1,918	4	7,325
Grade 3. Range \$1,902 to \$2,298					0.8	1,385
Total permanent, departmental			0.9	1,918	5.6	10,482
Overtime pay, departmental				272		2,273
All personal services, departmental			0.9	2,190	5.6	12,755
<b>PERSONAL SERVICES, FIELD</b>						
Professional service:						
Grade 4. Range \$4,300 to \$5,180:					6.1	23,944
Construction engineer						
Grade 3. Range \$3,640 to \$4,300:					2	6,700
Construction engineer						
Total permanent, field					8.1	30,644
Overtime pay, field						5,114
All personal services, field					8.1	35,758
01 Personal services (net)			0.9	2,190	13.7	48,513

By objects	Obligations		
	Estimate, 1947	Estimate, 1946	Actual, 1945
<b>OTHER OBLIGATIONS</b>			
02 Travel		\$5,000	\$1,205
03 Transportation of things		3,000	100
07 Other contractual services		326,790	961,526
Total other obligations		344,790	962,831
Grand total obligations		346,980	1,011,344
Transferred to "Construction services, Public Buildings Administration, Federal Works Agency"			+3,638
Prior year balance available in 1945			-8,586,962
1945 balance available in 1946		-7,571,980	+7,571,980
Carried to surplus fund, Public Law 127		+6,400,000	
Estimated savings, unobligated balance		25,000	
Total estimate or appropriation			

**Federal Office Buildings Numbered 2 and 3, in or Near the District of Columbia, Public Buildings Administration—**

By objects	Obligations		
	Estimate, 1947	Estimate, 1946	Actual, 1945
01 Personal services (net)		\$8,630	\$1,273
<b>OTHER OBLIGATIONS</b>			
10 Lands and structures		135,197	7,211
Grand total obligations		143,827	8,484
Received by transfer from "Construction services, Public Buildings Administration, Federal Works Agency"			-11,698
Prior year balance available in 1945			-140,613
1945 balance available in 1946		-143,827	+143,827
Total estimate or appropriation			

**General Accounting Office Building, Washington, D. C., Public Buildings Administration—**

By objects	Obligations		
	Estimate, 1947	Estimate, 1946	Actual, 1945
01 Personal services (net)		\$97,500	\$524
<b>OTHER OBLIGATIONS</b>			
07 Other contractual services		2,500	5,025
Grand total obligations		100,000	5,549
Transferred to "Construction services, Public Buildings Administration, Federal Works Agency"			+5,196
Prior year balance available in 1945			-5,348,968
1945 balance available in 1946		-5,338,223	+5,338,223
1946 balance available in 1947	-\$5,238,223	+5,238,223	
1947 balance available in 1948	+5,238,223		
Total estimate or appropriation			

**Materials Testing Laboratory and Equipment, National Bureau of Standards (Transfer to Federal Works Agency, Public Buildings Administration)—**

By objects	Obligations		
	Estimate, 1947	Estimate, 1946	Actual, 1945
01 Personal services (net)		\$300	\$6
<b>OTHER OBLIGATIONS</b>			
09 Equipment		6,800	
10 Lands and structures		732	1,081
Total other obligations		7,532	1,081
Grand total obligations		7,832	1,087
Transferred to "Construction services, Public Buildings Administration, Federal Works Agency"			+265
Prior year balance available in 1945			-9,184
1945 balance available in 1946		-7,832	+7,832
Total estimate or appropriation			

**PUBLIC BUILDINGS ADMINISTRATION—Continued**  
**Outside Professional Services, Public Buildings Administration—**

By objects	Obligations		
	Estimate, 1947	Estimate, 1946	Actual, 1945
01 Personal services (net).....		\$1,500	\$1,345
Reimbursements for services performed.....			-521
Prior year balance available in 1945.....			-15,261
1945 balance available in 1946.....		-14,437	+14,437
1946 balance available in 1947.....	-12,937	+12,937	
1947 balance available in 1948.....	+12,937		
Total estimate or appropriation.....			

**Salaries and Expenses, Veterans Administration (Transfer to Federal Works Agency, Public Buildings Administration)—**

By objects	Obligations		
	Estimate, 1947	Estimate, 1946	Actual, 1945
01 Personal services (net).....		\$163,600	\$1,920
OTHER OBLIGATIONS			
07 Other contractual services.....		7,500	280
10 Lands and structures.....		1,464,900	26,300
Total other obligations.....		1,472,400	26,580
Grand total obligations.....		1,636,000	28,500
Received by transfer from "Salaries and expenses, Veterans Administration".....		-1,636,000	-28,500
Total estimate or appropriation.....			

**Sites and Construction, General Office Buildings in or Near the District of Columbia, Public Buildings Administration—**

By objects	Obligations		
	Estimate, 1947	Estimate, 1946	Actual, 1945
01 Personal services (net).....		\$47,960	\$10,470
OTHER OBLIGATIONS			
07 Other contractual services.....		6,575	
09 Equipment.....		75,000	275
10 Lands and structures.....		1,514,954	1,998
Total other obligations.....		1,596,529	2,273
Grand total obligations.....		1,644,489	12,743
Received by transfer from "Construction services, Public Buildings Administration, Federal Works Agency".....			-119,872
Prior year balance available in 1945.....			-3,375,752
1945 balance available in 1946.....		-3,482,881	+3,482,881
1946 balance available in 1947.....	-1,838,392	+1,838,392	
1947 balance available in 1948.....	+1,838,392		
Total estimate or appropriation.....			

**War Department Buildings, Washington, D. C., Public Buildings Administration—**

By objects	Obligations		
	Estimate, 1947	Estimate, 1946	Actual, 1945
01 Personal services (net).....		\$192,308	
OTHER OBLIGATIONS			
10 Lands and structures.....		5,000	\$1,071
Grand total obligations.....		197,308	1,071
Received by transfer from "Construction services, Public Buildings Administration, Federal Works Agency".....			-6,410
Prior year balance available in 1945.....			-506,026
1945 balance available in 1946.....		-511,965	+511,965
1946 balance available in 1947.....	-314,657	+314,657	
1947 balance available in 1948.....	+314,657		
Total estimate or appropriation.....			

**West Central Heating Plant, Washington, D. C., Public Buildings Administration—**

By objects	Obligations		
	Estimate, 1947	Estimate, 1946	Actual, 1945
01 Personal services (net).....		\$43,680	\$67
OTHER OBLIGATIONS			
10 Lands and structures.....		1,317,567	1,461
Grand total obligations.....		1,361,247	1,528
Transferred to "Construction services, Public Buildings Administration, Federal Works Agency".....			+1,059
Appropriations of subsequent years obligated in 1945 and 1946.....		-1,361,247	-2,587
Total estimate or appropriation.....			

**Annex Buildings, Government Printing Office, Washington, D. C., Public Buildings Administration—**

By objects	Obligations		
	Estimate, 1947	Estimate, 1946	Actual, 1945
01 Personal services (net).....			\$27
OTHER OBLIGATIONS			
10 Lands and structures.....			9,827
Grand total obligations.....			9,854
Transferred to "Construction services, Public Buildings Administration, Federal Works Agency".....			+3,341
Prior year balance available in 1945.....			-18,307
Estimated savings, unobligated balance.....			5,112
Total estimate or appropriation.....			

**Construction of Temporary Office Buildings, Washington, D. C., Public Buildings Administration—**

By objects	Obligations		
	Estimate, 1947	Estimate, 1946	Actual, 1945
01 Personal services (net).....			\$63
OTHER OBLIGATIONS			
07 Other contractual obligations.....			36
Grand total obligations.....			99
Received by transfer from "Construction services, Public Buildings Administration, Federal Works Agency".....			-2,071
Prior year balance available in 1945.....			-153,358
1945 balance available in 1946.....		-155,330	+155,330
Estimated savings, unobligated balance.....		155,330	
Total estimate or appropriation.....			

**Emergency Health and Sanitation Activities, Public Health Service (National Defense) (Transfer to Federal Works Agency, Public Buildings Administration)—**

By objects	Obligations		
	Estimate, 1947	Estimate, 1946	Actual, 1945
01 Personal services (net).....			\$195
OTHER OBLIGATIONS			
07 Other contractual services.....			30
10 Lands and structures.....			1,820
Total other obligations.....			1,850
Grand total obligations.....			2,045
Received by transfer from "Emergency health and sanitation activities, Public Health Service (national defense)".....			-2,045
Total estimate or appropriation.....			



**Emergency Repairs to Public Buildings and Mechanical Equipment, Public Buildings Administration, Act Aug. 25, 1937—**

By objects	Obligations		
	Estimate, 1947	Estimate, 1946	Actual, 1945
07 Other contractual services.....			\$1, 196
Transferred to—			
“Construction of public buildings, Public Buildings Administration”.....			+14, 300
“Construction services, Public Buildings Administration, Federal Works Agency”.....			+75
Prior year balance available in 1945.....			-15, 571
Total estimate or appropriation.....			

**Emergency Repairs to Public Buildings and Mechanical Equipment, Public Buildings Administration, Act June 22, 1936—**

By objects	Obligations		
	Estimate, 1947	Estimate, 1946	Actual, 1945
Transferred to—			
“Construction of public buildings, Public Buildings Administration”.....			+\$4, 200
“Construction services, Public Buildings Administration, Federal Works Agency”.....			+61
Prior year balance available in 1945.....			-4, 261
Total estimate or appropriation.....			

**Emergency Repairs to Public Buildings and Mechanical Equipment, Public Buildings Administration, Act Aug. 12, 1935—**

By objects	Obligations		
	Estimate, 1947	Estimate, 1946	Actual, 1945
Transferred to—			
“Construction of public buildings, Public Buildings Administration”.....			+\$174, 000
“Construction services, Public Buildings Administration, Federal Works Agency”.....			+131
Prior year balance available in 1945.....			-174, 131
Total estimate or appropriation.....			

**Great Plaza Development, Triangle, Washington, D. C., Public Buildings Administration—**

By objects	Obligations		
	Estimate, 1947	Estimate, 1946	Actual, 1945
Prior year balance available in 1945.....			-\$7, 250
1945 balance available in 1946.....			+\$7, 250
1946 balance available in 1947.....	-\$7, 250	-\$7, 250	
1947 balance available in 1948.....	+7, 250	+7, 250	
Total estimate or appropriation.....			

**National Industrial Recovery, Public Works Administration (Allotment) to Federal Works Agency, Public Buildings Administration—**

By objects	Obligations		
	Estimate, 1947	Estimate, 1946	Actual, 1945
07 Other contractual services.....			\$716
09 Equipment.....			226
Grand total obligations.....			942
Transferred to “Construction services, Public Buildings Administration, Federal Works Agency”.....			+2, 544
Prior year balance available in 1945.....			-3, 280, 574
Estimated savings, unobligated balance.....			3, 277, 088
Total estimate or appropriation.....			

**Pay of Personnel and Maintenance of Hospitals, Public Health Service (Transfer to Federal Works Agency, Public Buildings Administration)—**

By objects	Obligations		
	Estimate, 1947	Estimate, 1946	Actual, 1945
01 Personal services (net).....			\$5, 720
OTHER OBLIGATIONS.....			
02 Travel.....			200
07 Other contractual services.....			580
10 Lands and structures.....			48, 500
Total other obligations.....			49, 280
Grand total obligations.....			55, 000
Received by transfer from “Pay of personnel and maintenance of hospitals, Public Health Service”.....			-55, 000
Total estimate or appropriation.....			

**Sites and Construction, Public Buildings, Public Buildings Administration, Act May 25, 1926, as Amended—**

By objects	Obligations		
	Estimate, 1947	Estimate, 1946	Actual, 1945
Prior year balance available in 1945.....			-\$23, 624
Estimated savings, unobligated balance.....			23, 624
Total estimate or appropriation.....			

**Social Security Board and Railroad Retirement Board Buildings, Washington, D. C., Public Buildings Administration—**

By objects	Obligations		
	Estimate, 1947	Estimate, 1946	Actual, 1945
Prior year balance available in 1945.....			-\$46, 914
1945 balance available in 1946.....			+46, 914
1946 balance available in 1947.....	-\$46, 914	-\$46, 914	
1947 balance available in 1948.....	+46, 914	+46, 914	
Total estimate or appropriation.....			

**Working Fund, Federal Works Agency, Public Buildings Administration (Advance From Navy Department)—**

By objects	Obligations		
	Estimate, 1947	Estimate, 1946	Actual, 1945
<i>For remodeling the Euclid Square garage building, Cleveland, Ohio, to provide adequate space for the Navy, Bureau of Supplies and Accounts</i>			
01 Personal services (net).....		\$2, 000	\$6, 124
OTHER OBLIGATIONS.....			
07 Other contractual services.....		106, 859	581, 853
Grand total obligations.....		108, 859	587, 977
Prior year balance available in 1945.....			-696, 836
1945 balance available in 1946.....		-108, 859	+108, 859
Total estimate or appropriation.....			
<i>For construction, alteration, and equipment of residence halls for the housing of female uniformed personnel of the Navy, together with appurtenant community facilities, to be located in the Washington metropolitan area</i>			
01 Personal services (net).....		15, 000	18, 487
OTHER OBLIGATIONS.....			
09 Equipment.....		15, 000	4, 650
10 Lands and structures.....		60, 000	151, 609
Total other obligations.....		75, 000	156, 259
Grand total obligations.....		90, 000	174, 746
Advanced from Navy Department.....			-57, 000
Prior year balance available in 1945.....			-239, 558
1945 balance available in 1946.....		-121, 812	+121, 812
Estimated savings, unobligated balance.....		31, 812	
Total estimate or appropriation.....			

**PUBLIC BUILDINGS ADMINISTRATION—Continued**

**Working Fund, Federal Works Agency, Public Buildings Administration (Advance From Navy Department)—Continued**

By objects	Obligations		
	Estimate, 1947	Estimate, 1946	Actual, 1945
<i>For operation, maintenance, major repairs and alterations of residence halls together with appurtenant community facilities in connection with the housing of female uniformed personnel of the Navy located in the Washington metropolitan area</i>			
05 Rents and utility services		\$13,000	\$14,569
07 Other contractual services		179,020	166,705
08 Supplies and materials		1,500	1,982
Grand total obligations		193,520	183,256
Advanced from Navy Department		-130,000	-242,098
Prior year balance available in 1945			-4,678
1945 balance available in 1946		-63,520	+63,520
Total estimate or appropriation			
<i>For the construction of barracks and infirmary, and recreation and mess facilities to accommodate enlisted personnel of the Coast Guard Women's Reserve in Washington, D. C.</i>			
01 Personal services (net)		2,000	24,473
<b>OTHER OBLIGATIONS</b>			
09 Equipment		4,000	20,970
10 Lands and structures		6,579	19,717
Total other obligations		10,579	40,687
Grand total obligations		12,579	65,160
Prior year balance available in 1945			-100,964
1945 balance available in 1946		-35,801	+35,804
Estimated savings, unobligated balance		23,225	
Total estimate or appropriation			

**Working Fund, Federal Works Agency, Public Buildings Administration (Advance From Community Facilities, Defense Public Works, Office of the Administrator, F. W. A.)—**

By objects	Obligations					
	Estimate, 1947		Estimate, 1946		Actual, 1945	
<i>For constructing and equipping and/or remodeling and renovating structures used as community facilities, including hospitals, schools, recreation centers, etc., in areas where facilities were inadequate due to increased demand caused by war activities</i>						
<b>PERSONAL SERVICES, DEPARTMENTAL</b>						
Clerical, administrative, and fiscal service:						
Grade 11. Range \$4,300 to \$5,180:						
Cost analyst						
			1	\$4,520		
Grade 9. Range \$3,640 to \$4,300:						
Chief, financial reports and cost section						
					0.2	\$950
Grade 6. Range \$2,650 to \$3,310						
			1.8	5,491	1.2	3,175
Grade 5. Range \$2,320 to \$2,580						
			0.7	1,517	0.4	833
Grade 4. Range \$2,100 to \$2,496						
			0.8	1,681	1.5	2,665
Grade 3. Range \$1,902 to \$2,298						
			5.7	11,016	9	15,065
Grade 2. Range \$1,704 to \$2,100						
			2.4	4,393	5.2	8,130
Professional service:						
Grade 7. Range \$7,175 to \$8,225:						
Engineer adviser in charge of emergency operations unit						
			0.7	5,378	1	7,250
Grade 5. Range \$5,180 to \$6,020:						
Architect (chief)						
			0.5	2,800	1	4,800
Architect						
			0.7	3,524	1	4,700
Architectural engineer						
			0.5	2,695	1	4,700
Mechanical engineer						
			0.5	2,857	1	5,000
Office engineer						
			1.4	6,999	2	9,200
Structural engineer						
			0.5	2,695	1	4,700
Grade 4. Range \$4,300 to \$5,180:						
Construction engineer						
			1.4	6,123	2.9	11,850
Landscape architect						
					0.6	2,450
Grade 3. Range \$3,640 to \$4,300:						
Architect						
					0.9	3,275
Crafts, protective, and custodial service:						
Grade 3. Range \$1,572 to \$1,902						
			0.2	363	1	1,320
Total permanent, departmental						
			18.8	62,052	30.9	90,063
Overtime pay, departmental						
				1,484		14,731
01 Personal services (net)			18.8	63,536	30.9	104,794
<b>OTHER OBLIGATIONS</b>						
02 Travel				7,500		17,846
03 Transportation of things				1,000		1,532
04 Communication services				2,500		4,635
05 Rents and utility services				1,500		2,510
07 Other contractual services				000,000		81,509
08 Supplies and materials				1,500		2,792

By objects	Obligations		
	Estimate, 1947	Estimate, 1946	Actual, 1945
<b>OTHER OBLIGATIONS—continued</b>			
09 Equipment		\$75,000	\$106,890
10 Lands and structures		5,889,550	16,307,208
Total other obligations		6,578,550	17,261,922
Grand total obligations		6,642,086	17,366,716
Advanced from "Community facilities, defense public works, Office of Administrator, Federal Works Agency"			
Prior year balance available in 1945		-1,449,773	-7,605,149
1945 balance available in 1946		-5,192,313	-14,053,880
			+5,192,313
Total estimate or appropriation			

**Working Fund, Federal Works Agency, Public Buildings Administration (Advance From Treasury Department)—**

By objects	Obligations		
	Estimate, 1947	Estimate, 1946	Actual, 1945
<i>For reconditioning the Albany, N. Y., Old Post Office, to provide suitable space for the expansion of the Collector's Office, Bureau of Internal Revenue</i>			
01 Personal services (net)			\$1,345
<b>OTHER OBLIGATIONS</b>			
10 Lands and structures			295
Grand total obligations			1,640
Prior year balance available in 1945			-2,066
1945 balance available in 1946			-426
Estimated savings, unobligated balance			426
Total estimate or appropriation			
<i>For repairs and alterations to rented space in the Merchandise Mart, American Furniture Mart and Nash buildings located in Chicago, Ill., and the No. 12 West Harrison Street Building in Danville, Ill., which space is occupied by the Bureau of the Public Debt, Treasury Department</i>			
01 Personal services (net)		25,000	31,644
<b>OTHER OBLIGATIONS</b>			
07 Other contractual services		172,245	256,184
Grand total obligations		197,245	287,828
Advanced from Treasury Department			-193,450
Prior year balance available in 1945			-297,623
1945 balance available in 1946			-203,245
Estimated savings, unobligated balance			6,000
Total estimate or appropriation			

**Working Fund, Federal Works Agency, Public Buildings Administration (Advance From Post Office Department)—**

By objects	Obligations		
	Estimate, 1947	Estimate, 1946	Actual, 1945
<i>For construction of a temporary structure on the site of the proposed U. S. Post Office Garage, Norfolk, Va., for use of the Post Office Department</i>			
01 Personal services (net)		\$1,500	
<b>OTHER OBLIGATIONS</b>			
10 Lands and structures		16,900	
Grand total obligations		18,400	
Advanced from Post Office Department		-18,400	
Total estimate or appropriation			
<i>For certain changes in office space and installation of toilet facilities on the first floor of the Mail Equipment Shops, Fifth and W Sts. NE., Washington, D. C., for the Post Office Department</i>			
01 Personal services (net)		320	
<b>OTHER OBLIGATIONS</b>			
07 Other contractual services		2,180	
Grand total obligations		2,500	
Advanced from Post Office Department		-2,500	
Total estimate or appropriation			

**Working Fund, Federal Works Agency, Public Buildings Administration (Advance From War Department)—**

By objects	Obligations		
	Estimate, 1947	Estimate, 1946	Actual, 1945
<i>For the construction and installation of wood shelving at 75 Maiden Lane, New York, N. Y., in space occupied by the Office of Dependency Benefits, Army Service Forces, War Department</i>			
01 Personal services (net).....			\$93
OTHER OBLIGATIONS			
10 Lands and structures.....			53,490
Grand total obligations.....			53,583
Advanced from War Department.....			-57,000
1945 balance available in 1946.....		-\$3,417	+3,417
Estimated savings, unobligated balance.....		3,417	
Total estimate or appropriation.....			

**Working Fund, Federal Works Agency, Public Buildings Administration (Trust Fund) (Advance From National Gallery of Art)—**

By objects	Obligations		
	Estimate, 1947	Estimate, 1946	Actual, 1945
<i>For the preparation of an exhibition at Montevideo, Uruguay, of mural paintings of the section of fine arts, Public Buildings Administration, including selection and assembling of designs</i>			
01 Personal services (net).....			\$723
OTHER OBLIGATIONS			
03 Transportation of things.....		\$133	61
07 Other contractual services.....			583
Total other obligations.....		133	644
Grand total obligations.....		133	1,367
Prior year balance available in 1945.....			-1,500
1945 balance available in 1946.....		-133	+133
Total estimate or appropriation.....			

**Working Fund, Federal Works Agency, Public Buildings Administration (Trust Fund) (Advance From Reconstruction Finance Corporation, Defense Plant Corporation)—**

By objects	Obligations		
	Estimate, 1947	Estimate, 1946	Actual, 1945
<i>For the construction of a steam line from temporary office building, 21 and D Sts., and Indiana Ave., to the main line of the Central Heating Plant, in Washington, D. C.</i>			
01 Personal services (net).....		\$750	\$160
OTHER OBLIGATIONS			
10 Lands and structures.....		4,154	1,236
Grand total obligations.....		4,904	1,396
Advanced from Reconstruction Finance Corporation, Defense Plant Corporation.....			-3,000
Prior year balance available in 1945.....			-3,300
1945 balance available in 1946.....		-4,904	+4,904
Total estimate or appropriation.....			

**Working Fund, Federal Works Agency, Public Buildings Administration (Trust Fund) (Advance From Municipality of St. Thomas and St. John, Virgin Islands)—**

By objects	Obligations		
	Estimate, 1947	Estimate, 1946	Actual, 1945
<i>For the preparation of plans, drawings, and specifications for the construction of hospital facilities in the Virgin Islands</i>			
01 Personal services (net).....		\$20,000	
OTHER OBLIGATIONS			
02 Travel.....		2,500	
07 Other contractual services.....		2,500	
Total other obligations.....		5,000	
Grand total obligations.....		25,000	
Advanced from the municipality of St. Thomas and St. John, V. I.....			-\$25,000
1945 balance available in 1946.....		-25,000	+25,000
Total estimate or appropriation.....			

Total, Public Buildings Administration, annual appropriations, general account:

Estimate 1947, \$55,956,000      Appropriated 1946, \$49,955,710

Statement of proposed expenditures for purchase, maintenance, repair, and operation of passenger-carrying vehicles for the fiscal year ending June 30, 1947

**PUBLIC BUILDINGS ADMINISTRATION**

Appropriation	Vehicles (motor unless otherwise indicated) to be purchased		Old vehicles to be exchanged		Net cost of vehicles to be purchased	Old vehicles still to be used	Total maintenance, repair, and operation, all vehicles	Public purpose and users
	Number	Gross cost	Number	Allowance (estimated)				
Salaries and expenses, public buildings and grounds in the District of Columbia and adjacent area.	5	\$5,250	5	\$1,500	\$3,750	15	\$3,000	All cars to be used by officials and employees of the Washington office engaged in the operation, maintenance, and construction of public buildings. (?)
Salaries and expenses, public buildings and grounds outside the District of Columbia.	5	5,250			5,250	1	1,800	
Total.....	10	10,500	5	1,500	9,000	6	4,800	

<sup>1</sup> Includes 2 passenger cars operated for residence halls on a reimbursable basis.

<sup>2</sup> The passenger car on hand is being used by the office of the Division Engineer, New York division, and the cars to be purchased are for use in the Atlanta, Boston, Chicago, Philadelphia, and San Francisco divisions.

**PUBLIC ROADS ADMINISTRATION**

General administrative expenses: For the employment of persons and means, including rent, advertising (including advertising in the city of Washington for work to be performed in areas adjacent thereto), printing and binding (not to exceed **[\$27,000]** \$42,500), purchase (including exchange) of lawbooks, books of reference and periodicals, purchase of one hundred and fifty passenger automobiles, and the preparation, distribution, and display of exhibits, in the city of Washington and elsewhere for the purpose of conducting research and investigational studies, either independently or in cooperation with State highway departments, or other agencies, including studies of highway administration, legislation, finance, economies, transport, construction, operation, maintenance, utilization, and safety, and of street and highway traffic control; investi-

gations and experiments in the best methods of road making, especially by the use of local materials; and studies of types of mechanical plants and appliances used for road building and maintenance, and of methods of road repair and maintenance suited to the needs of different localities; for maintenance and repairs of experimental highways; for furnishing expert advice on these subjects; for collating, reporting, and illustrating the results of same; and for preparing, publishing, and distributing bulletins and reports; to be paid from any moneys available from the administrative funds provided under the Act of July 11, 1916, as amended (23 U. S. C. 21), or as otherwise provided. (23 U. S. C. 1-117 and 25 U. S. C. 318b)—Federal Highway Act and miscellaneous highway legislation (the foregoing citations apply to all appropriation items under the Administration in addition to any legislative authority cited therein; Act of Dec. 20, 1944, Public Law 521; Act of May 3, 1945, Public Law 49.)

PUBLIC ROADS ADMINISTRATION—Continued

FEDERAL-AID HIGHWAY SYSTEM

Federal-Aid Highway System, Public Roads Administration—

For carrying out the provisions of "An Act to provide that the United States shall aid the States in the construction of rural post roads, and for other purposes", as amended (23 U. S. C. 1-117), to be expended in accordance with the provisions of said Act, as amended, including not to exceed **[\$1,133,300] \$1,812,500** for departmental personal services in the District of Columbia, **[\$25,000,000] \$55,000,000**, to be immediately available and to remain available until expended, which sum is [a part] the remainder of the amount authorized to be appropriated for the fiscal year 1943 by section 1 of the Act approved September 5, 1940 (Public Law 780): *Provided*, That none of the money herein appropriated shall be paid to any State on account of any project on which convict labor shall be employed, except this provision shall not apply to convict labor performed by convicts on parole or probation: *Provided further*, That, during the fiscal year [1946] 1947, whenever performing authorized engineering or other services in connection with the survey, construction, and maintenance, or improvement of roads for other Government and State cooperating agencies the charge for such services may include depreciation on engineering and road-building equipment used, and the amounts received on account of such charges shall be credited to the appropriation concerned: *Provided further*, That during the fiscal year [1946] 1947 the appropriations for the work of the Public Roads Administration shall be available for meeting the expenses of warehouse maintenance and the procurement, care, and handling of supplies, materials, and equipment stored therein for distribution to projects under the supervision of the Public Roads Administration, and for sale and distribution to other Government activities and State cooperating agencies, the cost of such supplies and materials or the value of such equipment (including the cost of transportation and handling) to be reimbursed to appropriations current at the time additional supplies, materials, or equipment are procured, from the appropriation chargeable with the cost or value of such supplies, materials, or equipment: *Provided further*, That the appropriations available to the Public Roads Administration may be used in emergency for medical supplies and services and other assistance necessary for the immediate relief of employees engaged on hazardous work under that Administration, and (not exceeding \$15,000) for the temporary employment, by contract or otherwise, of technical consultants and experts without regard to section 3709 of the Revised Statutes, and civil-service and classification laws. (*Act of May 3, 1945, Public Law 49.*)

For all necessary expenses to enable the President to utilize the services of the Public Roads Administration in fulfilling the obligations of the United States under the Convention on the Pan-American Highway Between the United States and Other American Republics, signed at Buenos Aires, December 23, 1936, and proclaimed September 16, 1937 (51 Stat. 152), for the continuation of cooperation with several governments, members of the Pan American Union, in connection with the survey and construction of the Inter-American Highway as provided in public resolution, approved March 4, 1929 (Public Resolution 104), as amended or supplemented, and for performing engineering service in pan-American countries for and upon the request of any agency or governmental corporation of the United States, \$100,000 to be derived from the administrative funds provided under the Act of July 11, 1916, as amended or supplemented (23 U. S. C. 21), or as otherwise provided. (*Act of May 3, 1945, Public Law 49.*)

Estimate 1947, \$55,000,000      Appropriated 1946, \$25,000,000

By objects	Obligations		
	Estimate, 1947	Estimate, 1946	Actual, 1945
<b>PERSONAL SERVICES, DEPARTMENTAL</b>			
Professional service:			
Grade 9. In excess of \$9,800:			
Commissioner of Public Roads.....	1 \$10,000	1 \$10,000	1 \$10,000
Grade 8. Range \$8,750 to \$9,800:			
Deputy commissioner, construction.....	1 8,750	1 8,750	1 8,000
Deputy commissioner, finance and business management.....	1 9,013	1 9,013	1 8,000
Deputy commissioner, research.....	1 9,013	1 9,013	1 8,000
Deputy commissioner, design.....	1 9,013	1 9,013	1 8,000
Solicitor.....	1 8,750	1 8,750	1 8,000
Grade 7. Range \$7,175 to \$8,225:			
Chief highway engineer.....	1 8,225	1 8,225	1 6,500
Chief, urban road division.....	1 7,175	1 7,175	1 6,500
Chief, primary road division.....	1 7,175	1 7,175	1 6,500
Bridge consultant.....	1 7,175	1 7,175	0 7 4,624
Chief, bridge division.....	1 7,175	1 7,175	0 3 1,625
Assistant to Commissioner.....	1 7,175	1 7,175	1 7,500
Chief, flight strips division.....	1 7,175	1 7,175	
Chief, highway transport division.....	1 7,175	1 7,175	

By objects	Obligations		
	Estimate, 1947	Estimate, 1946	Actual, 1945
<b>PERSONAL SERVICES, DEPARTMENTAL—CON.</b>			
Professional service—Continued			
Grade 6. Range \$6,230 to \$7,070:			
Assistant to Commissioner.....			0 7 \$4,075
Director, highway traffic advisory committee.....		1 \$6,440	1 5,600
Chief, division of contracts.....	1 \$7,230	1 6,230	0 1 267
Principal highway engineer.....	1 6,230	1 6,230	1 5,600
Principal highway engineer economist.....	3 18,690	3 18,690	
Grade 5. Range \$5,180 to \$6,020:			
Chief, records and statistics division.....	1 5,600	1 5,600	1 4,800
Senior highway engineer.....	15 82,740	14 77,560	8 8 45,400
Senior highway bridge engineer.....	2 11,620	2 11,410	2 10,000
Senior highway engineer economist.....	6 32,550	6 32,550	5 24,200
Senior landscape architect.....	1 6,020	1 6,020	1 5,400
Senior transportation economist.....			0 2 625
Senior market specialist.....			1 5,000
Grade 4. Range \$4,300 to \$5,180:			
Highway engineer.....	17 77,060	16 72,760	14 7 58,300
Highway bridge engineer.....	10 44,980	9 40,680	6 9 27,230
Highway engineer economist.....	8 36,820	8 36,820	10 41,100
Landscape architect.....	2 8,820	2 8,820	2 7,700
Librarian.....	1 4,520	1 4,520	1 3,800
Grade 3. Range \$3,640 to \$4,300:			
Associate highway engineer.....	29 112,370	27 104,880	27 4 93,234
Head scientific illustrator.....	1 4,300	1 4,300	2 2,700
Associate librarian.....	1 3,970	1 3,970	1 3,500
Associate highway bridge engineer.....	3 12,130	3 12,130	3 6 12,411
Associate cartographer.....	1 4,300	1 4,300	1 3,800
Associate statistician.....	2 7,390	2 7,390	1 3,200
Associate highway engineer economist.....	5 19,190	5 19,190	6 2 21,171
Grade 2. Range \$2,980 to \$3,640:			
Grade 1. Range \$2,320 to \$2,980:			
Clerical, administrative, and fiscal service:			
Grade 14. Range \$7,175 to \$8,225:			
Fiscal manager.....	1 7,175	1 7,175	
Grade 13. Range \$6,230 to \$7,070:			
Chief, audits and accounts.....	1 6,230	1 6,230	1 5,600
Grade 12. Range \$5,180 to \$6,020:			
Assistant solicitor.....			0 9 5,175
Chief auditor.....	1 5,180	1 5,180	
Training officer.....	1 5,390	1 5,390	
Supintendent, equipment and supplies.....	1 5,390	1 5,390	1 4,800
Appraiser.....	1 5,180	1 5,180	0 6 2,977
Assistant to deputy commissioner.....	1 5,180	1 5,180	1 4,600
Senior information officer.....	2 10,570	2 10,570	1 1 5,148
Assistant chief accountant.....	1 5,390	1 5,390	1 4,600
Grade 11. Range \$4,300 to \$5,180:			
Principal accountant.....	1 4,300	1 4,300	0 2 792
Principal auditor.....	1 4,300	1 4,300	1 3,800
Information officer.....			0 2 633
Personnel officer.....	1 4,300	1 4,300	0 1 475
Budget examiner.....	1 4,300	1 4,300	0 4 1,762
Assistant to the solicitor.....			0 1 473
Executive assistant.....	1 4,520	1 4,520	0 8 3,224
Classification officer.....	1 4,300	1 4,300	0 1 475
Grade 9. Range \$3,640 to \$4,300:			
Senior administrative assistant.....	3 11,470	3 11,470	3 2 10,567
Classification technician.....	1 3,750	1 3,750	0 1 400
Auditor.....	5 18,860	3 11,580	1 3,800
Senior personnel assistant.....			0 9 2,814
Accountant.....	5 18,640	3 11,360	2 7 9,357
Grade 7. Range \$2,980 to \$3,640:			
Grade 6. Range \$2,650 to \$3,310:			
Grade 5. Range \$2,320 to \$2,980:			
Grade 4. Range \$2,100 to \$2,496:			
Grade 3. Range \$1,902 to \$2,298:			
Grade 2. Range \$1,704 to \$2,100:			
Grade 1. Range \$1,506 to \$1,902:			
Subprofessional service:			
Grade 8. Range \$2,980 to \$3,640:			
Grade 7. Range \$2,650 to \$3,310:			
Grade 6. Range \$2,320 to \$2,980:			
Grade 5. Range \$2,100 to \$2,496:			
Grade 4. Range \$1,902 to \$2,298:			
Grade 3. Range \$1,704 to \$2,100:			
Grade 2. Range \$1,572 to \$1,968:			
Crafts, protective, and custodial service:			
Grade 6. Range \$2,166 to \$2,562:			
Grade 5. Range \$1,968 to \$2,364:			
Grade 3. Range \$1,572 to \$1,968:			
Grade 2. Range \$1,440 to \$1,770:			
Total permanent, departmental.....	634	501	431 4
Temporary employment, departmental.....	1,783,500	1,509,826	1,129,125
Part-time employment, departmental.....	10 16,400	9 14,742	3 8 3,811
Overtime pay, departmental.....	6 12,600	3 5,900	3 5,712
		22,601	200,845
All personal services, departmental.....	650	513	438 2
	1,812,500	1,553,069	1,339,493
<b>PERSONAL SERVICES, FIELD</b>			
Professional service:			
Grade 8. Range \$8,750 to \$9,800:			
Highway consultant.....	1 9,013	1 9,013	0 2 1,756
Chief, western headquarters.....	1 8,750	1 8,750	0 1 622
Grade 7. Range \$7,175 to \$8,225:			
Chief, division of tests.....	1 7,963	1 7,963	1 7,250
Chief, western region.....			0 9 6,604
Chief, inter-American region.....	1 8,225	1 8,225	1 7,500
Division engineer.....	11 85,485	11 85,485	8 4 58,990
Bridge engineer.....			0 5 3,404
District engineer.....	1 7,963	1 7,963	
Grade 6. Range \$6,230 to \$7,070:			
District engineer.....	40 251,190	1 7,070	1 6,400
Principal bridge engineer.....	7 44,030	3 19,110	2 4 13,540

By objects	Obligations		
	Estimate, 1947	Estimate, 1946	Actual, 1945
<b>PERSONAL SERVICES, FIELD—continued</b>			
Professional service—Continued			
Grade 6. Range \$6,230 to \$7,070—Con.			
Principal engineer of tests	2 \$12,880	2 \$12,880	2 \$11,200
Principal construction and maintenance engineer	12 74,760		0.4 2,100
Assistant chief, inter-American region	1 6,440	1 6,440	1 5,800
Principal design engineer	12 74,970	1 6,440	
Principal highway engineer		13 84,140	14 2 80,277
Programming and planning engineer	11 68,530		
Resident engineer	3 18,690		
Grade 5. Range \$5,180 to \$6,020:			
District engineer	8 44,500	4 22,300	
Senior highway engineer	125 692,860	113 630,700	107.5 521,668
Senior bridge engineer	30 163,280	21 116,760	19 92,424
Senior engineer of tests	2 10,960	2 10,960	2 9,600
Senior chemist	1 5,390	1 5,390	1 4,600
Senior superintendent of construction	1 5,600	1 5,600	1 5,600
Senior highway engineer economist	1 5,390	1 5,390	1 4,600
Soils specialist	1 5,390	1 5,390	1 4,600
Grade 4. Range \$4,300 to \$5,180:			
Highway engineer	235 1,047,240	172 776,340	120.9 471,927
Bridge engineer	47 206,000	32 141,560	21.4 83,603
Highway engineer economist	5 22,380	4 18,080	4 15,130
Mechanical engineer	3 13,560	3 13,560	3 11,755
Research specialist	1 4,520	1 4,520	1 3,800
Grade 3. Range \$3,640 to \$4,300:			
Associate highway engineer	285 1,094,380	230 894,180	200.1 680,931
Associate bridge engineer	27 102,900	21 81,060	16.3 57,097
Associate chemist	1 4,300	1 4,300	1 3,800
Associate engineer of tests	4 15,000	2 7,720	1 3,600
Associate highway engineer economist	15 58,120	11 43,560	8 27,900
Illustrator	1 3,750	1 3,750	
Grade 2. Range \$2,980 to \$3,640:			
Grade 1. Range \$2,320 to \$2,980:			
Clerical, administrative, and fiscal service:			
Grade 13. Range \$6,230 to \$7,070:			
Principal auditor	1 6,440	1 6,440	1 5,600
Grade 12. Range \$5,180 to \$6,020:			
Administrative manager	11 57,400	5 26,320	1 4,900
Grade 11. Range \$4,300 to \$5,180:			
Principal accountant	3 12,900	3 12,900	3 11,800
Principal traffic manager			0.5 1,731
Grade 10. Range \$3,970 to \$4,630:			
Senior accountant	10 40,250	10 40,250	10 36,200
Grade 9. Range \$3,640 to \$4,300:			
Accountant	45 165,780	26 96,620	13.7 44,329
Superintendent, equipment depot	4 15,110	3 11,470	2.2 7,235
Purchasing agent			0.8 2,616
Senior administrative assistant	11 40,590	6 22,390	2.3 8,150
Traffic manager	1 3,750	1 3,750	1 3,200
Grade 8. Range \$3,310 to \$3,970:			
Grade 7. Range \$2,980 to \$3,640:			
Grade 6. Range \$2,650 to \$3,310:			
Grade 5. Range \$2,320 to \$2,980:			
Grade 4. Range \$2,109 to \$2,496:			
Grade 3. Range \$1,902 to \$2,298:			
Grade 2. Range \$1,704 to \$2,100:			
Grade 1. Range \$1,506 to \$1,902:			
Subprofessional service:			
Grade 8. Range \$2,980 to \$3,640:			
Grade 7. Range \$2,650 to \$3,310:			
Grade 6. Range \$2,320 to \$2,980:			
Grade 5. Range \$2,100 to \$2,496:			
Grade 4. Range \$1,902 to \$2,298:			
Grade 3. Range \$1,704 to \$2,100:			
Grade 2. Range \$1,572 to \$1,968:			
Crafts, protective, and custodial service:			
Grade 10. Range \$2,980 to \$3,640:			
Grade 7. Range \$2,364 to \$2,870:			
Grade 6. Range \$2,166 to \$2,562:			
Grade 5. Range \$1,968 to \$2,364:			
Grade 4. Range \$1,770 to \$2,166:			
Grade 3. Range \$1,572 to \$1,968:			
Grade 2. Range \$1,440 to \$1,770:			
Unclassified	275 575,000	250 523,880	222.2 478,427
Total permanent, field	2,649 8,309,927	1,951 6,136,797	1,520.8 4,293,903
Temporary employment, field	390 800,000	324 678,000	256.4 535,275
Part-time employment, field	10 20,800	7 14,500	2 6 5,003
W. A. E. employment, field	80 150,000	145 262,010	152.5 282,968
Overtime pay, field			97,000 956,476
Night-work differential, field			2,700 2,500
Additional pay for foreign service, field			90,000 84,546
All personal services, field	3,129 9,373,427	2,427 7,277,339	1,932.3 6,158,171
Total, departmental and field	3,779 11,185,927	2,940 8,830,408	2,370.5 7,497,664
Deduct quarters and subsistence furnished		95,000	63,372
Total cash paid, salaries and wages	3,779 11,090,927	2,940 8,755,408	2,370.5 7,434,292

By objects	Obligations		
	Estimate, 1947	Estimate, 1946	Actual, 1945
<b>PERSONAL SERVICES, FIELD—continued</b>			
Amounts for personal services in the foregoing schedule which are distributed to appropriations as follows:			
"Federal-aid secondary or feeder roads"	-\$300,000	-\$550,000	-\$541,204
"Elimination of grade crossings"	-400,000	-850,000	-814,074
"Federal-aid postwar highways"	-6,100,000	-4,200,000	
"Flight strips"			-17,557
"Strategic highway network"			-871,697
"Access roads"			-1,478,138
"Surveys and plans"			-62,096
"Inter-American Highway"	-380,000	-205,000	-209,245
"Inter-American Highway (Costa Rica)"		-175,000	-181,116
"Public Works Administration"		-25,000	-25,739
"Emergency fund for the President"		-25,000	-161,491
"Working funds, Federal Works Agency, Public Roads Administration"	-3,300,000	-1,200,000	-1,603,670
"Cooperative work, strategic network of highways"			-1,157
<b>01 Personal services (net)</b>	<b>610,927</b>	<b>1,525,408</b>	<b>1,467,108</b>
<b>OTHER OBLIGATIONS</b>			
02 Travel	550,000	350,000	288,159
03 Transportation of things	50,000	40,000	32,110
04 Communication services	150,000	100,000	52,133
05 Pents and utility services	725,000	475,000	459,850
06 Printing and binding	42,500	27,000	22,600
07 Other contractual services	700,000	550,000	339,858
08 Supplies and materials	1,350,000	950,000	681,795
09 Equipment	900,000	450,000	120,592
10 Lands and structures	100,000	450,059	3,859,431
11 Grants, subsidies, and contributions	525,790,926	372,846,540	63,860,765
Total other obligations	530,358,426	376,238,599	69,717,293
Amounts for other obligations in the foregoing schedule which are distributed to appropriations as follows:			
"Federal-aid secondary or feeder roads"	-5,349,165	-9,453,000	-6,066,045
"Elimination of grade crossings"	-16,920,000	-19,291,242	-4,301,755
"Federal-aid postwar highways"	-493,900,000	-295,800,000	
"Public lands highways"		-250,509	
"Flight strips"			-918
"Strategic highway network"		-7,798,458	-13,122,825
"Access roads"		-730,563	-11,586,651
"Surveys and plans"		-2,265,685	-1,308,779
Net total other obligations	14,189,261	40,649,592	33,330,320
Grand total obligations	14,800,188	42,175,000	34,797,428
Unliquidated obligations from prior year	53,128,252	61,825,345	52,410,271
Total	67,928,440	104,000,345	87,207,699
Obligations to be liquidated in subsequent years	-10,778,440	-53,128,252	-61,825,345
Obligations to be liquidated during year	57,150,000	50,872,093	25,382,354
Reimbursements for services performed	-150,000	-175,000	-181,561
Net obligations to be liquidated during year	57,000,000	50,697,093	25,200,793
Prior year balance available in 1945			-12,897,886
1945 balance available in 1946		-27,697,093	+27,697,093
1946 balance available in 1947	-2,000,000	+2,000,000	
Total estimate or appropriation	55,000,000	25,000,000	40,000,000

FEDERAL-AID SECONDARY OR FEEDER ROADS

Federal-Aid Secondary or Feeder Roads, Public Roads Administration—

For secondary or feeder roads, including farm-to-market roads, rural-free-delivery mail roads, and public-school bus routes, \$3,000,000 \$23,000,000, to be immediately available and to remain available until expended, which sum is [a part] composed of \$5,500,000, the remainder of the amount authorized to be appropriated for the fiscal year 1942, by section 2 of the Act approved September 5, 1940 (Public Law 780), and \$17,500,000, the amount authorized to be appropriated for the fiscal year 1943, by said section 2. (Act of May 3, 1945, Public Law 49.)

Estimate 1947, \$23,000,000 Appropriated 1946, \$3,000,000

By objects	Obligations		
	Estimate, 1947	Estimate, 1946	Actual, 1945
01 Personal services (net)	\$300,000	\$550,000	\$541,204
Other obligations	5,349,165	9,453,000	6,066,045
Grand total obligations (see "Federal-aid highway system")	5,649,165	10,003,000	6,607,249
Unliquidated obligations from prior year	12,353,835	13,377,640	10,320,907
Total	18,003,000	23,380,640	16,928,156

**PUBLIC ROADS ADMINISTRATION—Continued**  
**FEDERAL-AID SECONDARY OR FEEDER ROADS—continued**  
**Federal-Aid Secondary or Feeder Roads, Public Roads Administration—Continued**

By objects	Obligations		
	Estimate, 1947	Estimate, 1946	Actual, 1945
Obligations to be liquidated in subsequent years.....		-\$12,353,835	-\$13,377,640
Obligations to be liquidated during year.....	\$18,003,000	11,026,805	3,550,516
Reimbursements for services performed.....	-3,000	-3,000	-3,494
Net obligations to be liquidated during year.....	18,000,000	11,023,805	3,547,022
Prior year balance available in 1945.....			-3,570,827
1945 balance available in 1946.....		-3,023,805	+3,023,805
1947 appropriation obligated in 1946.....	+5,000,000	-5,000,000	
Total estimate or appropriation.....	23,000,000	3,000,000	3,000,000

**ELIMINATION OF GRADE CROSSINGS**

**Elimination of Grade Crossings, Public Roads Administration—**

For the elimination of hazards to life at railroad grade crossings, including the separation or protection of grades at crossings, the reconstruction of existing railroad grade-crossing structures, and the relocation of highways to eliminate grade crossings, **[\$6,000,000]** **[\$30,000,000]**, to be immediately available and to remain available until expended, which sum is **[a part]** composed of **[\$2,800,000]**, the remainder of the amount authorized to be appropriated for the fiscal year 1941, by section 3 of the Act approved June 8, 1938 (Public Law 584), **[\$20,000,000]**, the amount authorized to be appropriated for the fiscal year 1942, by section 5 of the Act approved September 5, 1940 (Public Law 780), and **[\$7,700,000]**, a part of the amount authorized to be appropriated for the fiscal year 1943, by said section 5. (Act of May 3, 1945, Public Law 49.)

Estimate 1947, **\$30,000,000**      Appropriated 1946, **\$6,000,000**

By objects	Obligations		
	Estimate, 1947	Estimate, 1946	Actual, 1945
01 Personal services (net).....	\$400,000	\$850,000	\$814,074
Other obligations.....	16,920,000	19,291,242	4,301,755
Grand total obligations (see "Federal-aid highway system").....	17,320,000	20,141,242	5,115,829
Unliquidated obligations from prior year.....	25,000,000	16,846,074	16,261,619
Total.....	42,320,000	36,987,316	21,377,448
Obligations to be liquidated in subsequent years.....	-12,300,000	-25,000,000	-16,846,074
Obligations to be liquidated during year.....	30,020,000	11,987,316	4,531,374
Reimbursements for services performed.....	-20,000	-20,000	-20,950
Net obligations to be liquidated during year.....	30,000,000	11,967,316	4,510,394
Prior year balance available in 1945.....			-10,477,710
1945 balance available in 1946.....		-5,967,316	+5,967,316
Total estimate or appropriation.....	30,000,000	6,000,000	

**FEDERAL-AID POSTWAR HIGHWAYS**

**Federal-Aid Postwar Highways, Public Roads Administration—**

For carrying out the provisions of the [Federal Highway Act of November 9, 1921, as amended and supplemented, \$25,000,000, being a part of the \$100,000,000 authorized to be appropriated by section 2 of the] Federal-Aid Highway Act of 1944 (Public Law 521), **[and to become] \$175,000,000**, to be immediately available **[in accordance with said section 2]** and to remain available until expended, which sum is a part of the **[\$500,000,000]** authorized to be appropriated for the first postwar fiscal year by section 2 of said Act. (Act of Dec. 28, 1945, Public Law 269.)

Estimate 1947, **\$175,000,000**      Appropriated 1946, **\$25,000,000**

By objects	Obligations		
	Estimate, 1947	Estimate, 1946	Actual, 1945
01 Personal services (net).....	\$6,100,000	\$4,200,000	
Other obligations.....	493,900,000	295,800,000	
Grand total obligations (see "Federal-aid highway system").....	500,000,000	300,000,000	

By objects	Obligations		
	Estimate, 1947	Estimate, 1946	Actual, 1945
Unliquidated obligations from prior year.....	\$250,000,000		
Total.....	750,000,000	\$300,000,000	
Obligations to be liquidated in subsequent years.....	-600,000,000	-250,000,000	
Obligations to be liquidated during year.....	150,000,000	50,000,000	
1947 appropriation obligated in 1946.....	+25,000,000	-25,000,000	
Total estimate or appropriation.....	175,000,000	25,000,000	

**Mount Vernon Memorial Highway, Public Roads Administration—**

By objects	Obligations		
	Estimate, 1947	Estimate, 1946	Actual, 1945
10 Lands and structures.....		\$64,544	
Prior year balance available in 1945.....			-\$64,544
1945 balance available in 1946.....		-64,544	+64,544
Total estimate or appropriation.....			

**Public Lands Highways, Public Roads Administration—**

By objects	Obligations		
	Estimate, 1947	Estimate, 1946	Actual, 1945
Other obligations (see "Federal-aid highway system").....		\$250,059	
Unliquidated obligations from prior year.....		42,781	\$104,376
Total.....		292,840	104,376
Obligations to be liquidated in subsequent years.....			-42,781
Obligations to be liquidated during year.....		292,840	61,595
Prior year balance available in 1945.....			-354,435
1945 balance available in 1946.....		-292,840	+292,840
Total estimate or appropriation.....			

**Flight Strips, Public Roads Administration (National Defense)—**

By objects	Obligations		
	Estimate, 1947	Estimate, 1946	Actual, 1945
01 Personal services (net).....			\$17,557
Other obligations.....			918
Grand total obligations (see "Federal-aid highway system").....			18,475
Unliquidated obligations from prior year.....		\$978,613	1,618,858
Total.....		978,613	1,637,333
Obligations to be liquidated in subsequent years.....			-978,613
Obligations to be liquidated during year.....		978,613	658,720
Prior year balance available in 1945.....			-2,012,073
1945 balance available in 1946.....		-1,353,353	+1,353,353
Estimated savings, unobligated balance.....		374,740	
Total estimate or appropriation.....			

**STRATEGIC HIGHWAY NETWORK**

**Strategic Highway Network, Public Roads Administration (National Defense)—**

For carrying out projects to correct critical deficiencies in lines of the strategic network of highways and bridges, in accordance with the provisions of section 4 of the Defense Highway Act of 1941 (23 U. S. C. 101), **[\$10,000,000]** **[\$10,515,637]**, to be immediately available and to remain available during the continuance of the emergency declared by the President on May 27, 1941. (50 U. S. C. Appendix, Proclamation 2487; Act of May 3, 1945, Public Law 49.)

Estimate 1947, **\$10,515,637**      Appropriated 1946, **\$10,000,000**



By objects	Obligations		
	Estimate, 1947	Estimate, 1946	Actual, 1945
01 Personal services (net).....			\$871,697
Other obligations.....		\$7,798,458	13,122,825
Grand total obligations (see "Federal-aid highway system").....		7,798,458	13,994,522
Unliquidated obligations from prior year.....	\$9,515,637	17,401,673	13,199,566
Total.....	9,515,637	25,200,131	27,194,088
Obligations to be liquidated in subsequent years.....		-9,515,637	-17,401,673
Obligations to be liquidated during year.....	9,515,637	15,684,494	9,792,415
Reimbursements for services performed.....			-4,561
Net obligations to be liquidated during year.....	9,515,637	15,684,494	9,787,854
1945 balance available in 1946.....		-4,684,494	+4,684,494
1945 appropriation obligated in 1944.....			+3,827,652
1947 appropriation obligated in 1946.....	+1,000,000	-1,000,000	
Total estimate or appropriation.....	10,515,637	10,000,000	18,000,000

ACCESS ROADS

Access Roads, Public Roads Administration (National Defense)—

For the construction, maintenance, and improvement of access roads and for replacing existing highways and highway connections as described in, and in accordance with the provisions of, sections 6 and 9 of the Defense Highway Act of 1941, as amended by the Act approved July 2, 1942 (23 U. S. C. 106), **[\$35,000,000]** \$7,323,155, to be immediately available and to remain available during the continuance of the emergency declared by the President on May 27, 1941. (50 U. S. C. Appendix, Proclamation 2487; Act of May 3, 1945, Public Law 49.)

Estimate 1947, **\$7,323,155** Appropriated 1946, **\$35,000,000**

By objects	Obligations		
	Estimate, 1947	Estimate, 1946	Actual, 1945
01 Personal services (net).....			\$1,478,138
Other obligations.....		\$730,563	11,586,651
Grand total obligations (see "Federal-aid highway system").....		730,563	13,064,789
Unliquidated obligations from prior year.....	\$18,423,155	52,785,806	84,672,321
Total.....	18,423,155	63,516,369	97,737,110
Obligations to be liquidated in subsequent years.....	-500,000	-18,423,155	-52,785,806
Obligations to be liquidated during year.....	17,923,155	35,093,214	44,951,304
Reimbursements for services performed Received by transfer from "Public works, Bureau of Yards and Docks," Navy Department.....		-60,000	-89,319
Net obligations to be liquidated during year.....	17,923,155	35,043,214	44,714,234
Prior year balance available in 1945.....			-357,448
1945 balance available in 1946.....		-10,643,214	+10,643,214
1946 balance available in 1947.....	-10,600,000	+10,600,000	
Total estimate or appropriation.....	7,323,155	35,000,000	65,000,000

SURVEYS AND PLANS

Surveys and Plans, Public Roads Administration (National Defense)—

For advance engineering surveys and plans for future development of the strategic network of highways and bypasses around and extension into and through municipalities and metropolitan areas, in accordance with the provisions of section 9 of the Defense Highway Act of 1941 (23 U. S. C. 109), **\$3,000,000**, to be immediately available and to remain available during the continuance of the emergency declared by the President on May 27, 1941. (50 U. S. C. Appendix, Proclamation 2487; Act of May 3, 1945, Public Law 49.)

Appropriated 1946, **\$3,000,000**

By objects	Obligations		
	Estimate, 1947	Estimate, 1946	Actual, 1945
01 Personal services (net).....			\$62,096
Other obligations.....		\$2,265,685	1,308,779
Grand total obligations (see "Federal-aid highway system").....		2,265,685	1,370,875
Unliquidated obligations from prior year.....	\$3,000,000	6,956,862	6,190,852
Total.....	3,000,000	9,222,547	7,561,727

By objects	Obligations		
	Estimate, 1947	Estimate, 1946	Actual, 1945
Obligations to be liquidated in subsequent years.....		-\$3,000,000	-36,956,862
Obligations to be liquidated during year.....	\$3,000,000	6,222,547	604,865
Prior year balance available in 1945.....			-2,827,412
1945 balance available in 1946.....		-6,222,547	+6,222,547
1946 balance available in 1947.....	-3,000,000	+3,000,000	
Total estimate or appropriation.....		3,000,000	4,000,000

INTER-AMERICAN HIGHWAY

Inter-American Highway, Public Roads Administration—

For surveys in connection with and the construction of the Inter-American Highway, in accordance with the provisions of the Act approved December 26, 1941 (Public Law 375), and necessary expenses incident thereto without regard to section 3709, Revised Statutes, **[\$1,000,000]** \$5,000,000, to be immediately available and to remain available until expended; *Provided*, That no part of the appropriation made in this paragraph for use in any cooperating country shall be available for obligation or expenditure unless said cooperating country executes a written agreement that it will impose no restrictions on the use of the highway, nor levy directly or indirectly any tax or charge for such use, by traffic or vehicles from any other country that do not apply with equal force to the like use of the highway by traffic or vehicles of the cooperating country. (Act of May 3, 1945, Public Law 49.)

Estimate 1947, **\$5,000,000** Appropriated 1946, **\$1,000,000**

By objects	Obligations		
	Estimate, 1947	Estimate, 1946	Actual, 1945
01 Personal services (net) (see "Federal-aid highway system").....	\$380,000	\$205,000	\$209,245
OTHER OBLIGATIONS			
02 Travel.....	45,000	27,500	27,430
03 Transportation of things.....	250,000	150,000	103,406
04 Communication services.....	5,500	5,000	4,820
05 Rents and utility services.....	7,000	4,000	4,386
07 Other contractual services.....	10,000	10,000	10,409
08 Supplies and materials.....	200,000	200,000	77,711
09 Equipment.....	100,000	100,000	430,731
11 Grants, subsidies, and contributions.....	2,478,653	3,448,500	4,794,298
Total other obligations.....	3,096,153	3,945,000	5,453,191
Grand total obligations.....	3,476,153	4,150,000	5,662,436
Unliquidated obligations from prior year.....	3,023,847	3,561,096	1,526,780
Total.....	6,500,000	7,711,096	7,189,216
Obligations to be liquidated in subsequent years.....		-3,023,847	-3,561,096
Obligations to be liquidated during year.....	6,500,000	4,687,249	3,628,120
Reimbursements for services performed.....	-400,000	-500,000	-702,265
Payments received from non-Federal sources.....	-100,000	-150,000	-190,867
Net obligations to be liquidated during year.....	6,000,000	4,037,249	2,734,988
Prior year balance available in 1945.....			-4,772,237
1945 balance available in 1946.....		-4,037,249	+4,067,249
1946 balance available in 1947.....	-1,000,000	+1,000,000	
Total estimate or appropriation.....	5,000,000	1,000,000	2,000,000

Inter-American Highway (Costa Rica), Public Roads Administration—

By objects	Obligations		
	Estimate, 1947	Estimate, 1946	Actual, 1945
01 Personal services (net) (see "Federal-aid highway system").....		\$175,000	\$181,116
OTHER OBLIGATIONS			
02 Travel.....		15,000	13,024
03 Transportation of things.....		1,500	109,051
04 Communication services.....		1,000	1,202
05 Rents and utility services.....		4,000	6,213
07 Other contractual services.....		8,000	34,302
08 Supplies and materials.....		5,000	215,704
09 Equipment.....		2,000	366,136
11 Grants, subsidies, and contributions.....		30,306	1,439,253
Total other obligations.....		66,806	2,184,885
Grand total obligations.....		241,806	2,366,001

**PUBLIC ROADS ADMINISTRATION—Continued**

**Inter-American Highway (Costa Rica), Public Roads Administration—Continued**

By objects	Obligations		
	Estimate, 1947	Estimate, 1946	Actual, 1945
Unliquidated obligations from prior year.....		\$1,333,882	\$3,908,316
Total.....		1,575,688	6,274,317
Obligations to be liquidated in subsequent years.....			-1,333,882
Obligations to be liquidated during year.....		1,575,688	4,940,435
Reimbursements for services performed.....			-48,370
Payments received from non-Federal sources.....			-4,835
Net obligations to be liquidated during year.....		1,575,688	4,887,230
Prior year balance available in 1945.....			-6,462,918
1945 balance available in 1946.....		-1,575,688	+1,575,688
Total estimate or appropriation.....			

**Emergency Relief, Federal Works Agency, Public Roads Administration, Highways, Grade-Crossing Elimination, Etc.—**

By objects	Obligations		
	Estimate, 1947	Estimate, 1946	Actual, 1945
11 Grants, subsidies, and contributions.....		\$2,245,081	\$132,162
Unliquidated obligations from prior year.....		633,264	742,065
Total.....		2,878,345	874,827
Obligations to be liquidated in subsequent years.....			-633,264
Obligations to be liquidated during year.....		2,878,345	241,563
Prior year balance available in 1945.....			-3,119,908
1945 balance available in 1946.....		-2,878,345	+2,878,345
Total estimate or appropriation.....			

**Emergency Fund for the President, National Defense (Transfer to Federal Works Agency, Public Roads Administration)—**

By objects	Obligations		
	Estimate, 1947	Estimate, 1946	Actual, 1945
01 Personal services (net) (see "Federal-aid highway system").....		\$25,000	\$161,491
<b>OTHER OBLIGATIONS</b>			
02 Travel.....		2,200	10,345
03 Transportation of things.....		10,300	45,733
04 Communication services.....		500	2,120
05 Rents and utility services.....			42,422
07 Other contractual services.....			40,626
08 Supplies and materials.....		32,600	81,660
09 Equipment.....			2,721
10 Lands and structures.....			49,351
11 Grants, subsidies, and contributions.....		44,249	140,901
Total other obligations.....		89,249	415,879
Grand total obligations.....		114,249	577,370
Unliquidated obligations from prior year.....		3,051,658	3,607,651
Total.....		3,165,907	4,185,021
Obligations to be liquidated in subsequent years.....			-3,051,658
Obligations to be liquidated during year.....		3,165,907	1,133,363
Reimbursements for services performed.....		-55,043	-561,713
Payments received from non-Federal sources.....			-14,544
Net obligations to be liquidated during year.....		3,110,864	557,106
Prior year balance available in 1945.....			-3,667,970
1945 balance available in 1946.....		-3,110,864	+3,110,864
Total estimate or appropriation.....			

**Allotments, Federal Works Agency, Public Roads Administration, From Public Works Administration—**

By objects	Obligations		
	Estimate, 1947	Estimate, 1946	Actual, 1945
01 Personal services (net) (see "Federal-aid highway system").....		\$25,000	\$25,739
<b>OTHER OBLIGATIONS</b>			
02 Travel.....		600	
03 Transportation of things.....		50	
05 Rents and utility services.....		300	
07 Other contractual services.....		25,000	6,785
08 Supplies and materials.....		9,000	
09 Equipment.....		1,000	
11 Grants, subsidies, and contributions.....		1,936,611	
Total other obligations.....		1,972,561	6,785
Grand total obligations.....		1,997,561	32,524
Unliquidated obligations from prior year.....		1,247,660	1,384,436
Total.....		3,245,221	1,416,960
Obligations to be liquidated in subsequent years.....			-1,247,660
Obligations to be liquidated during year.....		3,245,221	169,300
Reimbursements for services performed.....			-43
Net obligations to be liquidated during year.....		3,245,221	169,257
Prior year balance available in 1945.....			-3,414,478
1945 balance available in 1946.....		-3,245,221	+3,245,221
Total estimate or appropriation.....			

**Working Fund, Federal Works Agency, Public Roads Administration (Advance From Other Federal Agencies)—**

By objects	Obligations		
	Estimate, 1947	Estimate, 1946	Actual, 1945
01 Personal services (net) (see "Federal-aid highway system").....	\$3,300,000	\$1,260,000	\$1,603,670
<b>OTHER OBLIGATIONS</b>			
02 Travel.....	246,000	11,335	145,263
03 Transportation of things.....	100,000	1,350	98,041
04 Communication services.....	15,000	2,875	7,209
05 Rents and utility services.....	60,000	4,600	161,149
07 Other contractual services.....	100,000	2,850	363,794
08 Supplies and materials.....	500,000	5,200	708,443
09 Equipment.....	600,000	250	208,469
10 Lands and structures.....	18,818,222	133,475	1,382,168
11 Grants, subsidies, and contributions.....			39,833
Total other obligations.....	20,439,222	161,935	3,114,369
Grand total obligations.....	23,739,222	1,361,935	4,718,039
Unliquidated obligations from prior year.....		6,992,845	9,413,143
Total.....	23,739,222	8,354,780	14,131,182
Obligations to be liquidated in subsequent years.....			-6,992,845
Obligations to be liquidated during year.....	23,739,222	8,354,780	7,138,337
Reimbursements for services performed.....	-150,000	-150,000	-460,690
Payment received from non-Federal sources—			
Winton Lumber Co.....			-27,748
Deschutes Lumber Co.....			-20,000
Ivory Pine Lumber Co.....			-24,800
City of Ketchikan.....			-15,000
Advanced from—			
War Department: "Engineer Service, Army".....			-621,040
Navy Department:			
"Public works, Bureau of Yards and Docks".....			-26,250
"Aviation, Navy".....			-20,000
Federal Public Housing Authority:			
"National defense housing".....			-5,000
Department of Agriculture:			
"Cooperative work, Forest Service".....			-4,965
"Forest roads and trails, Forest Service".....			
Forest road development.....		-2,935	-75,330
Forest highways.....	-23,589,222		-1,424,820
"Roads and trails for States, national forests".....			-1,500
Reconstruction Finance Corporation:			
"Cinchona plantation in Costa Rica".....			-340,000
"Palmer Field".....			-5,394
Net obligations to be liquidated during year.....		8,200,345	4,016,400



By objects	Obligations		
	Estimate, 1947	Estimate, 1946	Actual, 1945
Prior year balance available in 1945.....			- \$12,216,745
1945 balance available in 1946.....		-\$8,200,345	+8,200,345
Total estimate or appropriation.....			

**Payment of Claims, Section 10, Defense Highway Act of 1941, as Amended, Public Roads Administration—**

13 Refunds, awards, and indemnities: Obligations—1945, \$699,477.04.

Total, Public Roads Administration, annual appropriations, general account:

Estimate 1947, \$305,838,792      Appropriated 1946, \$108,000,000

Trust account:

**Cooperative Work, Strategic Network of Highways, Public Roads Administration—**

This fund is derived from moneys contributed by the various political subdivisions of the several States for cooperative work in connection with the construction of the strategic network of highways.

Appropriated 1946, \$0  
Revised 1946, \$20,000

By objects	Obligations		
	Estimate, 1947	Estimate, 1946	Actual, 1945
01 Personal services (net) (see "Federal-aid highway system").....			\$1,157
OTHER OBLIGATIONS			
02 Travel.....			165
03 Transportation of things.....			10
05 Rents and utility services.....			554
07 Other contractual services.....			16
08 Supplies and materials.....			381
09 Equipment.....			30
11 Grants, subsidies, and contributions.....	\$20,000		93,912
Total other obligations.....	20,000		97,068
Grand total obligations.....	20,000		98,225
Unliquidated obligations from prior year.....		5,261	1,393
Total.....		25,261	99,618
Obligations to be liquidated in subsequent years.....			-5,261
Obligations to be liquidated during year.....		25,261	94,357
Prior year funds available in 1945.....			-1,393
1945 funds available in 1946.....			+5,261
Total estimate or appropriation.....	20,000		98,225

Statement of proposed expenditures for purchase, maintenance, repair, and operation of passenger-carrying vehicles for the fiscal year ending June 30, 1947

PUBLIC ROADS ADMINISTRATION

Appropriation	Vehicles (motor unless otherwise indicated) to be purchased		Old vehicles to be exchanged		Net cost of vehicles to be purchased	Old vehicles still to be used	Total maintenance, repair, and operation, all vehicles	Public purpose and users
	Number	Gross cost	Number	Allowance (estimated)				
Federal Aid Highway System.....	1	\$1,050	1	\$300	\$750	1	\$600	Administration.
	2	2,100	1	300	1,800	1	900	Highway Transport Research Division.
	2	2,100	2	600	1,500	6	2,400	Physical Research Division.
	1	1,050			1,050	1	600	Puerto Rico.
	7	7,350	5	1,500	5,850	28	10,590	Div. 1.
	15	15,750	13	3,900	11,850	23	11,400	Div. 2.
	21	22,050	16	4,800	17,250	38	17,700	Div. 3.
	9	9,450	6	1,800	7,650	17	7,800	Div. 4.
	16	16,800	10	3,000	13,800	15	9,300	Div. 5, North.
	6	6,300	3	900	5,400	12	5,400	Div. 5, South.
	13	13,650	8	2,400	11,250	28	12,300	Div. 6.
	12	12,600	7	2,100	10,500	46	17,400	Div. 7.
	19	19,950	11	3,390	16,650	38	17,100	Div. 8.
	13	13,650	8	2,400	11,250	22	10,500	Div. 9.
	13	13,650	9	2,700	10,950	13	7,800	Eastern Parks and Forests Division.
Total.....	150	157,500	100	30,000	127,500	259	131,700	

BUREAU OF COMMUNITY FACILITIES

**Defense Public Works (Community Facilities), Office of Administrator, Federal Works Agency—**

**War Public Works (Community Facilities), Office of Administrator, Federal Works Agency—**

War public works (community facilities): For an additional amount to enable the Federal Works Administrator to carry out the functions vested in him by titles II and III of the Act of October 14, 1940, as amended (42 U. S. C. 1531-1534 and 1541), \$20,000,000, to remain available during the continuance of the unlimited national emergency declared by the President on May 27, 1941, but not to be available for obligation for new projects after June 30, 1946, of which amount not to exceed \$800,000 shall be available for administrative expenses, including the objects specified under the head "Defense public works (community facilities)" in the Second Deficiency Appropriation Act, 1941, and the joint resolution approved December 23, 1941 (Public Law 371): *Provided*, That in making allocations out of the funds appropriated in this paragraph for construction projects priority shall be given to emergency projects involving an estimated cost to the Federal Government of less than \$250,000: *Provided further*, That the amount appropriated in this paragraph shall not be available for obligation until the enactment of H. R. 3278 of the Seventy-ninth Congress. ] (Act of July 5, 1945, Public Law 132.)

Appropriated 1946, \$20,000,000

By objects	Obligations				
	Estimate, 1947		Estimate, 1946		Actual, 1945
PERSONAL SERVICES, DEPARTMENTAL					
Professional service:	Man-years	Total salary	Man-years	Total salary	Man-Total salary
Grade 8. Range \$8,750 to \$9,800:					
Commissioner.....					0.5 \$4,328
Deputy commissioner for construction.....	1	\$9,012	1	8,157	1 8,157
Deputy commissioner for engineering.....	0.8	6,563			
Solicitor.....	0.5	6,563			
Special assistant to administrator.....					0.3 2,261
Grade 7. Range \$7,175 to \$8,225:					
Special assistant to Commissioner.....	1	8,225			
Director, engineering division.....	1	8,225	1	7,500	1 7,500
Director, construction division.....	1	8,225	1	6,687	1 6,687
Director, priorities division.....	0.5	3,588	1	6,500	1 6,500
Attorney.....	2.3	16,537	1.2	8,294	1.2 8,294
Engineer.....	1.5	11,025	2.7	18,656	2.7 18,656
Director, research and statistics division.....	1	7,175			
Grade 6. Range \$6,230 to \$7,070:					
Director, field division.....	1	6,440	1	5,600	1 5,600
Attorney.....	5	32,325	7	40,348	7 40,348
Engineer.....	0.5	3,115	1.1	6,311	1.1 6,311
Statistician.....	2	12,880	0.3	1,692	0.3 1,692
Grade 5. Range \$5,180 to \$6,020:					
Engineer.....	9	58,550	11	66,707	11 66,707
Attorney.....	2.5	12,712	1.5	7,482	1.5 7,482
Project examiner.....	2.1	11,425	3	14,000	3 14,000
Statistician.....	2	10,780	0.6	2,702	0.6 2,702
Training specialist.....			0.6	3,150	0.6 3,150

BUREAU OF COMMUNITY FACILITIES—Continued

Defense Public Works (Community Facilities), Office of Administrator, Federal Works Agency—Continued  
 War Public Works (Community Facilities), Office of Administrator, Federal Works Agency—Continued

By objects	Obligations		
	Estimate, 1947	Estimate, 1946	Actual, 1945
<b>PERSONAL SERVICES, DEPARTMENTAL—COB.</b>			
Professional service—Continued			
Grade 4. Range \$4,300 to \$5,180:			
Engineer	3	\$13,780	3.3 \$13,036
Attorney	3	14,110	6.3 25,921
Project examiner	1	4,520	1 3,800
Statistician	1	4,300	
Grade 3. Range \$3,640 to \$4,300.			
Attorney	1	3,970	1.7 5,650
Statistician			0.2 751
Grade 2. Range \$2,980 to \$3,640.			
Clerical, administrative, and fiscal service:			
Grade 15. Range \$8,750 to \$9,800:			
Deputy commissioner for administration	1	8,750	0.3 2,667
Director, war public services			0.8 7,175
Grade 14. Range \$7,175 to \$8,225:			
Assistant commissioner for war public services	1	7,437	0.5 3,250
Assistant director, war public services			0.5 3,250
Director, division of investigations	1	7,962	1 7,000
Director, labor relations division	1	7,962	1 7,250
Director, finance division	1	8,225	1 7,500
Director, fiscal division	1	7,175	
Director, control division	1	7,175	
Director, property division	1	7,175	0.7 4,644
Administrative officer			0.8 5,365
Administrative analyst			0.8 4,875
Grade 13. Range \$6,230 to \$7,070:			
Director, control division			1 6,400
Director, budget and planning division	1	6,650	0.5 2,900
Personnel officer	1	6,440	1 5,600
Director, projects division	0.5	3,220	1 5,600
Director, racial relations division	1	6,440	1 5,600
Assistant director, fiscal division			1 5,850
Administrative officer			1.6 8,763
Information officer			0.4 2,447
Supervising auditor	3	19,740	2 11,400
Finance examiner	1	6,230	
Insurance examiner	1	6,440	
Grade 12. Range \$5,180 to \$6,020:			
Budget officer	1	5,600	1 4,800
Director, office services division	1	5,180	
Employment officer	1	5,390	1 4,650
Administrative officer	5.5	30,170	6.2 29,447
Administrative analyst			0.8 3,641
Information officer	1	5,390	2 9,623
Research analyst	1	5,600	
Finance examiner	0.3	1,465	1 5,400
Classification officer	1	5,180	1 4,600
Accountant	1	5,390	0.3 1,587
Auditor			1.2 5,425
Grade 11. Range \$4,300 to \$5,180:			
Chief, tabulating section	1	4,520	1 3,800
Administrative officer	5.3	30,170	6.8 25,895
Employee-relations officer	1	4,300	1 3,718
Information officer	2	8,600	0.8 3,082
Investigator	3	15,100	3 13,400
Accountant			0.3 1,556
Grade 9. Range \$3,640 to \$4,300:			
Administrative assistant	3.1	11,665	2.2 7,153
Administrative analyst			1 3,376
Personnel assistant	2	7,500	7 22,599
Classification examiner	2	7,500	
Accountant	1	3,860	1 3,250
Auditor	2	7,610	2.4 7,921
Statistical assistant	1	3,750	1 3,225
Grade 8. Range \$3,310 to \$3,970.			
Grade 7. Range \$2,980 to \$3,640.			
Grade 6. Range \$2,650 to \$3,310.			
Grade 5. Range \$2,320 to \$2,980.			
Grade 4. Range \$2,100 to \$2,496.			
Grade 3. Range \$1,902 to \$2,298.			
Grade 2. Range \$1,704 to \$2,100.			
Grade 1. Range \$1,506 to \$1,902.			
Crafts, protective, and custodial service:			
Grade 3. Range \$1,572 to \$1,902.			
Grade 2. Range \$1,440 to \$1,770.			
Grade 1. Range \$864 to \$1,152.			
Total permanent, departmental	292.9	996,121	347.9 986,480
Overtime pay, departmental		30,335	167,619
All personal services, departmental	292.9	1,026,456	347.9 1,154,099
<b>PERSONAL SERVICES, FIELD</b>			
Professional service:			
Grade 8. Range \$8,750 to \$9,800:			
Division engineer	8	71,050	8.9 71,890

By objects	Obligations		
	Estimate, 1947	Estimate, 1946	Actual, 1945
<b>PERSONAL SERVICES, FIELD—continued</b>			
Professional service—Continued			
Grade 7. Range \$7,175 to \$8,225:			
Assistant division engineer		5	\$36,400
District engineer		1	7,700
Grade 6. Range \$6,230 to \$7,070:			
Assistant division engineer		3	19,320
Division counsel		8	51,730
Chief, construction section		4	25,760
Chief, engineering section		4	24,920
District engineer		5	32,620
Grade 5. Range \$5,180 to \$6,020:			
Chief, control section		8	43,540
District engineer		10	56,870
Attorney		5	26,530
Chief, construction section		4	22,200
Chief, engineering section		4	22,200
Engineer		12.8	70,700
Grade 4. Range \$4,300 to \$5,180:			
Attorney		2	9,040
Engineer		30	128,265
Grade 3. Range \$3,640 to \$4,300:			
Attorney		1	4,300
Engineer		2.5	9,540
Grade 2. Range \$2,980 to \$3,640:			
Engineer			1.7 5,153
Clerical, administrative, and fiscal service:			
Grade 14. Range \$7,175 to \$8,225:			
Administrative officer			1 6,500
Grade 13. Range \$6,230 to \$7,070:			
Division supervisor of war public services		8	51,520
Administrative officer		8	51,200
Grade 12. Range \$5,180 to \$6,020:			
Chief, property section		8	43,200
Chief, fiscal section		8	43,200
Chief, projects section		0.2	1,295
Chief, field section		4.4	23,470
Finance examiner		8	43,200
Chief investigator		5	26,950
Grade 11. Range \$4,300 to \$5,180:			
Administrative officer		4	17,600
Chief, fiscal section			0.8 3,167
Chief, projects section		6	26,020
Chief, field section		1	4,520
Project analyst			5 19,000
Field representative		17	71,230
Finance examiner		5	22,000
Auditor		8	36,500
Investigator		8.1	38,650
Grade 9. Range \$3,640 to \$4,300:			
Administrative assistant		6.5	26,580
Project analyst		3.5	12,905
Field representative		10.5	40,860
Accountant		8	29,600
Investigator		1.2	4,660
Auditor		27	101,580
Grade 8. Range \$3,310 to \$3,970.			
Grade 7. Range \$2,980 to \$3,640.			
Grade 6. Range \$2,650 to \$3,310.			
Grade 5. Range \$2,320 to \$2,980.			
Grade 4. Range \$2,100 to \$2,496.			
Grade 3. Range \$1,902 to \$2,298.			
Grade 2. Range \$1,704 to \$2,100.			
Grade 1. Range \$1,506 to \$1,902.			
Crafts, protective, and custodial service:			
Grade 3. Range \$1,572 to \$1,902.			
Grade 2. Range \$1,440 to \$1,770.			
Grade 1. Range \$864 to \$1,152.			
Total permanent, field		546.2	610.5
Overtime pay, field		1,976,411	1,923,681
All personal services, field		546.2	610.5
		2,021,055	2,230,841
<b>01 Personal services (net)</b>		839.1	958.4
		3,047,511	3,384,940
<b>OTHER OBLIGATIONS</b>			
02 Travel			185,342
03 Transportation of things			9,620
04 Communication services			85,359
05 Rents and utility services			165,419
06 Printing and binding			5,774
07 Other contractual services			339,108
08 Supplies and materials			52,007
09 Equipment			3,600
10 Lands and structures			15,689,846
11 Grants, subsidies, and contributions			73,293,834
16 Investments and loans			1,884,165
Total other obligations		40,290,311	91,713,474
Grand total obligations		43,337,822	95,098,414
Reimbursements for services performed		-450,000	-420,487
Transferred to—			
“Community facilities, defense public works, Office of Administrator, Federal Works Agency (transfer to National Housing Agency, Federal Public Housing Authority)”		+639,230	+482,156
“Community facilities, defense public works, Office of Administrator, Federal Works Agency (transfer to War)”			+36,523

By objects	Obligations		
	Estimate, 1947	Estimate, 1946	Actual, 1945
Transferred to—Continued			
"Community facilities, defense public works, Office of Administrator, Federal Works Agency (transfer to Panama Canal) (sanitation)"			+ \$39,505
"Community facilities, defense public works, Office of Administrator, Federal Works Agency (transfer to Panama Canal) (recreational facilities)"			+25,000
"Community facilities, defense public works, Office of Administrator, Federal Works Agency (transfer to Navy, Bureau of Yards and Docks)"			+157,200
"Community facilities, defense public works, Office of Administrator, Federal Works Agency (transfer to Federal Security Agency, Public Health Service)"		+ \$44,000	+1,561,962
"Community facilities, defense public works, Office of Administrator, Federal Works Agency (transfer to Interior, War Relocation Authority)"			+6,400
"Community facilities, defense public works, Office of Administrator, Federal Works Agency (transfer to Interior, Bureau of Reclamation)"			+500,000
"Community facilities, defense public works, Office of Administrator, Federal Works Agency (transfer to Agriculture, War Food Administration)"			+61,885
"Community facilities, defense public works, Office of Administrator, Federal Works Agency (transfer to National Advisory Committee for Aeronautics)"			+111,330
Received by transfer from "Community facilities, defense public works, Office of Administrator, Federal Works Agency (transfer to Panama Canal) (sanitation)"		-13,042	
Prior year balance available in 1945			-166,017,898
1945 balance available in 1946		-40,358,010	+40,358,010
Estimated savings, unobligated balance		16,800,000	
<b>Total estimate or appropriation</b>		<b>20,000,000</b>	<b>32,000,000</b>

BY PROJECTS OR FUNCTIONS			
Construction projects:			
1. Schools	\$1,145,632	\$17,747,532	
2. Hospitals	2,508,092	19,081,374	
3. Water systems	193,989	7,034,508	
4. Sewer systems	110,672	6,439,962	
5. Recreation		1,672,821	
6. Fire and police		99,410	
7. Streets and highways		909,158	
8. Other	650,920	411,083	
Service projects:			
9. Schools	15,000,000	13,253,982	
10. Child care	16,000,000	16,899,076	
11. Hospitals, general	1,100,000	954,615	
12. Venereal disease control		2,755,961	
13. Recreation	2,200,000	2,761,550	
14. Other	700,000	846,804	
Nonproject items:			
15. Administration	3,653,532	3,755,790	
16. Overtime pay	74,979	474,779	
Grand total obligations	43,337,822	95,098,414	
Adjustments (see objects schedule for detail)	-23,337,822	-63,098,414	
<b>Total estimate or appropriation</b>	<b>20,000,000</b>	<b>32,000,000</b>	

**Public Works Advance Planning, Office of Administrator, Federal Works Agency—**

Public works advance planning: For carrying out the provisions of title V of the War Mobilization and Reconversion Act of 1944, \$17,500,000, to be immediately available, of which not to exceed 3 per centum shall be available for administrative expenses necessary therefor, to be immediately available and to remain available until June 30, 1946, including salary for not to exceed one position at \$10,000 per annum; personal services and rent in the District of Columbia; printing and binding; purchase and exchange of lawbooks and books of reference; purchase (not exceeding five) and repair, maintenance, and operation of passenger automobiles; and travel expenses (not to exceed \$20,000).

Public works advance planning: For an additional amount for "Public works advance planning", fiscal year 1946, \$12,500,000, of which not to exceed \$375,000 shall be available for administrative expenses in the manner specified under this head in the Independent Offices Appropriation Act, 1946, except that the limitation on travel expenses is increased by \$40,000: *Provided*, That no loans shall be made or participated in by any Federal agency for the construction of any public works, plans for which have been wholly or partly financed out of this appropriation, except in pursuance of a

specific authorization.] (Act of May 3, 1945, Public Law 49; Act of Dec. 28, 1945, Public Law 269.)

Appropriated 1946, \$30,000,000

By objects	Obligations		
	Estimate, 1947	Estimate, 1946	Actual, 1945
01 Personal services (net)		\$76,000	
OTHER OBLIGATIONS			
02 Travel		60,000	
03 Transportation of things		50	
04 Communication services		6,000	
05 Rents and utility services		450	
06 Printing and binding		2,000	
07 Other contractual services		755,500	
11 Grants, subsidies, and contributions		27,774,284	\$1,325,716
Total other obligations		28,508,284	1,325,716
Grand total obligations		28,674,284	1,325,716
1946 appropriation obligated in 1945		+1,325,716	-1,325,716
<b>Total estimate or appropriation</b>		<b>30,000,000</b>	
BY PROJECTS OR FUNCTIONS			
1. Advances to State and local governments for plan preparation		\$27,774,284	\$1,325,716
2. Administration		900,000	
Grand total obligations		28,674,284	1,325,716
Adjustments (see objects schedule for detail)		+1,325,716	-1,325,716
<b>Total estimate or appropriation</b>		<b>30,000,000</b>	

**Virgin Islands Public Works, Office of Administrator, Federal Works Agency—**

Virgin Islands public works: [To] For an additional amount to enable the Federal Works Administrator to carry out the functions vested in him by, and in accordance with the provisions of, the Act of December 20, 1944 (Public Law 510), [\$150,000] \$2,000,000, to be immediately available. (Act of May 3, 1945, Public Law 49; Act of Dec. 28, 1945, Public Law 269.)

Estimate 1947, \$2,000,000 Appropriated 1946, \$1,366,210  
 \* Includes \$1,216,210 appropriated in the First Deficiency Appropriation Act, 1946.

By objects	Obligations					
	Estimate, 1947		Estimate, 1946		Actual, 1945	
	Man-years	Total salary	Man-years	Total salary	Man-years	Total salary
PERSONAL SERVICES, FIELD						
Professional service:						
Grade 7. Range \$7,175 to \$8,225:						
District engineer	1	\$7,175	0.8	\$5,519		
Grade 4. Range \$4,300 to \$5,180:						
Engineer	1	4,410	0.7	3,222		
Clerical, administrative, and fiscal service:						
Grade 9. Range \$3,640 to \$4,300:						
Auditor	1	3,640	0.7	2,515		
Grade 7. Range \$2,980 to \$3,640:						
Grade 5. Range \$2,320 to \$2,980:						
Grade 3. Range \$1,902 to \$2,298:						
Total permanent, field	7	24,329	5	18,039		
Additional pay for foreign service, field		3,241		2,356		
01 Personal services (net)	7	27,570	5	20,395		
OTHER OBLIGATIONS						
02 Travel		7,500		3,600		
03 Transportation of things		1,000		1,000		
04 Communication services		500		300		
05 Rents and utility services		1,500		1,000		
07 Other contractual services		40,000		25,000		
08 Supplies and materials		430		350		
09 Equipment		1,500		52,500		
10 Lands and structures		1,920,000		1,262,095		
Total other obligations		1,972,430		1,345,815		
<b>Total estimate or appropriation</b>		<b>2,000,000</b>		<b>1,366,210</b>		
BY PROJECTS OR FUNCTIONS						
1. Projects:						
Abattoir				\$53,000		
Equipment				50,000		
Engineering surveys				35,000		
Highways and roads				532,190		
Malaria control		\$50,000		31,875		
Preliminary plans				100,000		
Potable water		242,500				
Salt-water systems				405,000		
Sewer systems		576,300		105,000		
Water-front development		975,000				
Miscellaneous		76,200				



## NATIONAL HOUSING AGENCY

---

### ESTIMATES OF APPROPRIATION

---

NOTE.—The Government Corporation Control Act, Public Law 243, approved December 6, 1945, requires each wholly owned Government corporation to submit annually to the President for transmittal to the Congress a budget program or plan of operations. Because of the lateness of the passage of the act, the 1947 budget programs of the corporations will be submitted to the Congress in the spring as a supplement to the regular Budget.



## DEPARTMENT OF AGRICULTURE

### Summary of estimates of appropriation for the fiscal year 1947, compared with appropriations for the fiscal year 1946

[The 1947 Budget estimates make specific provision for additional costs made necessary by pay legislation enacted near the close of the fiscal year 1945. The 1946 appropriations did not make specific provision for any such costs and thus the appropriations shown below are not comparable with the 1947 estimates to whatever extent deficiency appropriations may be necessary to meet these added costs.]

Bureau or subdivision	1947 Budget estimates	1946 appropriations	Increase (+) or decrease (-), 1947 estimates over 1946 appropriations
<b>GENERAL AND SPECIAL ACCOUNTS</b>			
<b>Annual appropriations:</b>			
Office of the Secretary.....	\$1,838,500	\$1,450,000	+\$388,500
Cost of handling penalty mail.....	3,186,000	3,238,740	-52,740
Office of the Solicitor.....	2,264,000	1,860,000	+404,000
Office of Information.....	1,723,500	1,453,000	+270,500
Library.....	552,000	467,900	+84,100
Bureau of Agricultural Economics.....	4,553,000	3,630,000	+923,000
Office of Foreign Agricultural Relations.....	650,000	500,000	+150,000
Extension Service.....	23,475,850	19,396,850	+4,079,000
<b>Agricultural Research Administration:</b>			
Office of the Administrator.....	460,500	285,200	+175,300
Special Research Fund.....	1,193,000	1,088,000	+105,000
Office of Experiment Stations.....	7,895,700	7,459,183	+436,517
Bureau of Animal Industry.....	19,224,000	15,639,900	+3,584,100
Bureau of Dairy Industry.....	1,011,000	742,300	+268,700
Bureau of Plant Industry, Soils, and Agricultural Engineering.....	7,047,700	5,193,900	+1,853,800
Bureau of Entomology and Plant Quarantine.....	6,701,000	5,627,700	+1,073,300
Control of emergency outbreaks of insects and plant diseases.....	2,800,000	2,700,000	+100,000
Bureau of Agricultural and Industrial Chemistry.....	5,166,000	4,475,000	+691,000
Bureau of Human Nutrition and Home Economics.....	917,000	850,000	+67,000
White pine blister rust control.....	7,000,000	2,923,867	+4,076,133
Forest Service.....	38,251,500	28,365,500	+9,886,000
Forest roads and trails.....	36,214,222	9,918,778	+26,295,444
Emergency rubber project.....	(1)	(1)	-----
Soil Conservation Service.....	38,078,000	29,754,300	+8,323,700
Land utilization and retirement of submarginal land.....	1,453,000	1,057,300	+395,700
Water conservation and utilization projects.....	700,000	1,165,000	-465,000
<b>Production and Marketing Administration:</b>			
Conservation and use of agricultural land resources.....	270,000,000	342,658,000	-72,658,000
Sugar Act.....	55,000,000	48,446,000	+6,554,000
Marketing Services.....	9,487,100	6,552,400	+2,934,700
War Food Administration: Salaries and expenses.....	14,986,472	14,986,472	-14,986,472
Supply and distribution of farm labor.....	(4)	25,000,000	-25,000,000
<b>Farm Security Administration:</b>			
Loans, grants, and rural rehabilitation.....	24,000,000	22,357,264	+1,642,736
Farm tenancy: Salaries and expenses.....	2,804,000	2,500,000	+304,000
Water facilities, arid and semiarid areas.....	1,000,000	1,000,000	-----
Rural Electrification Administration: Salaries and expenses.....	5,000,000	3,850,000	+1,150,000
Farm Credit Administration: Salaries and expenses.....	7584,000	526,000	+58,000
Farmers' crop production and harvesting loans.....	5,000,000	(10)	+5,000,000
<b>Total, annual appropriations.....</b>	<b>585,230,572</b>	<b>617,148,620</b>	<b>-31,918,048</b>

<sup>1</sup> In addition, balance of \$800,000 reappropriated.

<sup>2</sup> Balance of \$4,253,662 reappropriated.

<sup>3</sup> In addition, \$13,000,000 of the balance of 1944 appropriation for "Parity payments" reappropriated.

<sup>4</sup> The 1946 appropriation for this item, plus prior year balances, available to Dec. 31, 1946 (calendar year appropriation).

<sup>5</sup> In addition, balance of \$198,000 reappropriated.

<sup>6</sup> In addition, balance of \$331,865 reappropriated.

<sup>7</sup> In addition, \$4,569,300 available from "Farmers' crop production and harvesting loans."

<sup>8</sup> In addition, \$3,845,209 available from "Farmers' crop production and harvesting loans."

<sup>9</sup> In addition, balances of \$5,336,068 continued available; collections of principal and interest of \$18,118,000 also available.

<sup>10</sup> Balances of \$11,058,277 continued available; collections of principal and interest of \$16,663,000 also available.

Summary of estimates of appropriation for the fiscal year 1947, compared with appropriations for the fiscal year 1946—Continued

Bureau or subdivision	1947 Budget estimates	1946 appropriations	Increase (+) or decrease (-), 1947 estimates over 1946 appropriations
<b>GENERAL AND SPECIAL ACCOUNTS—Continued</b>			
Permanent appropriations:			
Extension Service.....	\$4,704,710	\$4,704,710	-----
Forest Service.....	5,500,000	5,641,000	-\$141,000
Payments to counties from submarginal-land program, Farm Tenant Act.....	145,000	140,000	+5,000
Exportation and domestic consumption of agricultural commodities.....	<sup>11</sup> 118,000,000	114,274,626	+3,725,374
Total, permanent appropriations.....	128,349,710	124,760,336	+3,589,374
Total, general and special accounts, Department of Agriculture.....	713,580,282	741,908,956	-28,328,674
<b>CREDIT AGENCY ACCOUNTS—LIMITATIONS ON CERTAIN LOANS</b>			
Loans from Reconstruction Finance Corporation:			
Farm Security Administration:			
Loans, grants, and rural rehabilitation.....	\$67,500,000	\$67,500,000	-----
Farm tenancy.....	50,000,000	50,000,000	-----
Rural Electrification Administration:			
Loans and purchase of property.....	250,000,000	200,000,000	+\$50,000,000
Total, loans from Reconstruction Finance Corporation.....	367,500,000	317,500,000	+50,000,000
<b>TRUST ACCOUNTS</b>			
Cooperative work, Forest Service.....	\$2,000,000	\$2,000,000	-----
Production and Marketing Administration:			
Moisture content and grade determinations.....	1,771,029	750,000	+\$1,021,029
Indemnity fund, county associations.....	10,000	10,000	-----
Undistributed cotton price adjustment payments.....	500	500	-----
Expenses and refunds, inspection and grading of farm products.....	5,715,000	6,936,000	-1,221,000
Grading of agricultural commodities.....	675,000	660,000	+15,000
Farm Security Administration:			
Payments in lieu of taxes and for operation and maintenance of resettlement projects.....	150,000	400,000	-250,000
State rural rehabilitation corporation funds.....	6,000,000	6,500,000	-500,000
Liquidation of deposits, reserve for maintenance and repair, lease and purchase agreements.....		100	-100
Liquidation of deposits, lease and purchase contracts.....	60,000	150,000	-90,000
Miscellaneous contributed funds.....	100,000	100,000	-----
Return of excess deposits for reproduction of photographs, mosaics, and maps.....	1,100	1,000	+100
Unclaimed moneys of individuals whose whereabouts are known.....	200	200	-----
Total, trust accounts.....	16,482,829	17,507,800	-1,024,971

<sup>11</sup> In addition, balances of \$88,000,000 reappropriated.

### EXPLANATORY STATEMENT

#### GENERAL STATEMENT

The Department of Agriculture is charged with the responsibility for carrying on activities and programs concerned with agricultural research, credit, production, processing, and distribution in the United States and its possessions, and for the relationship of such activities and programs to those of other countries.

The demand for farm products will continue to be strong during the coming fiscal year. Not only will domestic consumption be at a high level, particularly if we are successful in maintaining a high national income, but foreign needs will be large. It is currently estimated that from 8 to 10 percent of the total United States food production may be exported in the calendar year 1946.

The special services of the former War Food Administration have been either discontinued or reincorporated in the Department of Agriculture. The continuing activities have been realigned chiefly along commodity lines in the new Production and Marketing Administration. The administrative services and programs now contemplated for 1947 are those which are essential for the maintenance of peacetime agricultural functions and the provision of an adequate supply of food and other agricultural commodities with a fair return to American farmers.

To carry out these objectives, appropriations aggregating \$713.6 million from general and special accounts are recommended for fiscal year 1947, as compared to \$717 million for 1946, exclusive of the calendar year appropriations for the farm labor supply program. An increase



of \$50 million in authority to borrow from the Reconstruction Finance Corporation is recommended for self-liquidating loans.

#### ADMINISTRATION AND SERVICE

This classification includes the Office of the Secretary and the staff offices. These offices, which provide essential services for the entire Department, include the Office of the Solicitor, Information, Personnel, Budget and Finance, Plant and Operations, and the Library. Included also are the Bureau of Agricultural Economics, the central economic research and statistical agency of the Department, and the Office of Foreign Agricultural Relations.

Postwar readjustment problems, the restoration of certain peacetime activities, and increases in certain agricultural programs have imposed added burdens at this level, and in the field of foreign agricultural relations it is necessary to develop information to serve as a basis for working out our international policies and cooperation. Substantive increases for these purposes of \$1 million have been recommended.

#### AGRICULTURAL RESEARCH, DISEASE, AND INSECT CONTROL

Included under this classification are the constituent agencies of the Agricultural Research Administration, the research activities of the Forest Service and the Soil Conservation Service, and the white pine blister rust control program.

Recognition has been given to the general curtailment of peacetime research activities during the war period, and increases are recommended for 1947 to restore in whole or in part those peacetime research projects which are considered most vital to our future economy. Among the increases proposed are funds for investigations in antibiotics, intensification of work on corn borer, studies of virus diseases affecting stone and citrus fruits, restoration of research in floriculture and ornamental plants to a prewar level, research on ways and means of increasing the production of legume seeds, and the raising of grants to States to the authorized maximum for State experiment stations. Allowance for an agricultural research program for Alaska also is recommended.

Increases are recommended for certain disease- and insect-control programs, including the eradication of tuberculosis and Bang's disease in animals; eradication of white pine blister rust; and control of the pink bollworm and gypsy moth.

#### EXTENSION ACTIVITIES

Grouped under this head are the appropriations for (1) the activities of the Extension Service, including grants to States; (2) technical assistance to soil conservation districts; (3) farm forestry; and (4) the programs of the Agricultural Adjustment Administration. Budget estimates for the fiscal year 1947 reflect a net reduction of approximately \$60 million, comprised principally of the elimination of the wartime flax production incentive project and other nonrecurring items and a decrease in the appropriation for the AAA conservation program, offset in part by an increase for Soil Conservation Service operations and an increase in grants to States for cooperative agricultural extension work. The decrease in Federal funds for the AAA conservation program is premised on progress being made in obtaining greater acceptance of

soil conservation practices by farmers and an increased sharing by them in the costs of these practices, so that the over-all program may continue at or above the current level.

#### PRODUCTION AND MARKETING

An increase of \$13.1 million is recommended for production and marketing activities, comprised of increases of \$6.5 million for administration of the Sugar Act, \$2.9 million for marketing services and regulatory work, and \$3.7 million for exportation and domestic consumption of agricultural commodities. Funds are provided to continue meat inspection at about the present level.

Estimates for the Commodity Credit Corporation and the Federal Crop Insurance Corporation will be presented to the Congress as amendments to the Budget for 1947 in accordance with the provisions of Public Law 248, Seventy-ninth Congress, approved December 6, 1945.

#### PUBLIC LAND AND FOREST MANAGEMENT

Under this head are grouped the activities and functions of the Forest Service (excluding research and farm forestry), Forest Roads and Trails, Land Utilization and Retirement of Submarginal Land, Water Conservation and Utilization projects, and Payments to States and school funds of certain percentages of receipts from national forest and land-utilization projects.

Budget estimates for 1947 provide for increased expenditures under this head for forest highway construction and road development which heretofore have been authorized. Provision has been made for renewal of the acquisition of lands for national forests, a program suspended during the war period. Increases also have been recommended for the protection and management of the national forests, the further development of land utilization projects, and for forest fire cooperation.

#### CREDIT ACTIVITIES

Under this category are included appropriation items and loan authorizations for the Farm Security Administration, Farm Credit Administration, Rural Electrification Administration, and water facilities and farmers' crop production loans.

Authorizations to borrow loan funds from the Reconstruction Finance Corporation have been increased from \$317.5 million to \$367.5 million, reflecting an increase of \$50 million in loan funds for the Rural Electrification Administration and maintenance of the existing level for rehabilitation and farm tenancy loans administered by the Farm Security Administration. The appropriations recommended provide for continuance of water facilities and farmers' crop production loans at the same level as in 1946.

The estimate for administrative expenses of the Rural Electrification Administration has been increased to reflect the increased loan authorization and growing balance of loans outstanding. Provision has been made to carry on the programs of the Farm Security Administration and the Farm Credit Administration in 1947 at about the 1946 level.

An estimate for the Federal Farm Mortgage Corporation will be presented to the Congress as an amendment to the Budget for 1947 in accordance with the provisions of Public Law 248, Seventy-ninth Congress, approved December 6, 1945.

ESTIMATES OF APPROPRIATIONS

OFFICE OF THE SECRETARY

SALARIES AND EXPENSES

Salaries and Expenses, Office of Secretary of Agriculture—

For the Secretary of Agriculture, hereafter in this Act referred to as the Secretary, and other personal services in the Office of the Secretary in the District of Columbia, and elsewhere, and other necessary expenses, including the purchase of one and the maintenance, repair, and operation of four motor-propelled passenger-carrying vehicles; travel expenses, including examination of estimates for appropriations in the field; stationery, supplies, materials, and equipment; freight, express, and drayage charges; advertising, communication service, postage, washing towels, repairs and alterations, and other miscellaneous supplies and expenses not otherwise provided for and necessary for the practical and efficient work of the Department [ \$1,450,000 ] of Agriculture, hereafter in this Act referred to as the Department, \$1,838,500, together with such amounts from other appropriations or authorizations as are provided in the schedules in the Budget for the current fiscal year for such services and expenses, which several amounts or portions thereof as may be determined by the Secretary, not exceeding a total of [ \$131,390 ] \$79,480, shall be transferred to and made a part of this appropriation: *Provided, however,* That if the total amounts of such appropriations or authorizations for the current fiscal year shall at any time exceed or fall below the amounts estimated, respectively, therefor in the Budget for such year, the amounts transferred or to be transferred therefrom to this appropriation shall be increased or decreased in such amounts as [the Director of the Bureau of the Budget, after a hearing thereon with representatives of the Department of Agriculture, hereafter in this Act referred to as the Department, shall determine] are appropriate to the requirements as changed by such reductions or increases in such appropriations or authorizations: *Provided further,* That, of appropriations herein made which are available for the purchase of lands, not to exceed \$1 may be expended for each option to purchase any particular tract or tracts of land: *Provided further,* That no part of the funds appropriated by this Act shall be used for the payment of any officer or employee of the Department who, as such officer or employee, or on behalf of the Department or any division, commission, or bureau thereof, issues, or causes to be issued, any prediction, oral or written, or forecast, except as to damage threatened or caused by insects and pests, with respect to future prices of cotton or the trend of same: *Provided further,* That, except to provide materials required in or incident to research or experimental work where no suitable domestic product is available, no part of the funds appropriated by this Act shall be expended in the purchase of twine manufactured from commodities or materials produced outside of the United States. (5 U. S. C. 511-517; secs. 511-512, establishing the Department of Agriculture, which was implemented by the Act of July 24, 1919 (5 U. S. C. 563-564), apply to all appropriation items of the Department which are not based upon specific legislative authority either incorporated in the language of the item or cited immediately thereunder; 520a, 542, 543b; Act of May 5, 1945, Public Law 52.)

Estimate 1947, \$1,838,500                      Appropriated 1946, \$1,450,000

By objects	Obligations					
	Estimate, 1947		Estimate, 1946		Actual, 1945	
	Man-years	Total salary	Man-years	Total salary	Man-years	Total salary
<b>PERSONAL SERVICES, DEPARTMENTAL</b>						
Clerical, administrative, and fiscal service: Grade 16. In excess of \$9,800:						
Secretary of Agriculture.....	1	\$15,000	1	\$15,000	1	\$15,000
Under Secretary of Agriculture.....	1	10,000	1	10,000	1	10,000
Grade 15. Range \$8,750 to \$9,800:						
Assistant Secretary of Agriculture.....	1	9,800	1	9,800	1	8,768
Assistant to the Secretary.....	6	55,650	3	26,250	2	15,822
Director of finance and budget officer.....	1	9,800	1	9,800	1	9,000
Director of personnel.....	1	9,275	1	9,205	1	8,250
Grade 14. Range \$7,175 to \$8,225:						
Assistant director of finance.....	3	22,051	3	21,919	3.2	20,890
Assistant director of personnel.....	2	15,400	2	15,129	2	13,437
Assistant to the Secretary.....	5	36,138	2	14,350	1.3	8,606
Chief, office of plant and operations.....	1	7,438	1	7,438	1	6,500
Grade 13. Range \$6,230 to \$7,070:						
Administrative officer.....	4	25,130	1	6,440		
Assistant chief, office of plant and operations.....	1	6,230	1	6,230	0.4	2,100
Assistant to director of personnel.....	2	12,880	2	12,856	2	11,200
Budgetary examiner.....	4	25,600	3.9	24,977	5.1	29,088
Chief, communications division.....	1	6,440	1	6,408	1	5,600
Chief, division of accounting.....	1	6,440	1	6,408	1	5,600
Chief, division of audit.....	1	6,230	1	6,230	0.3	1,944
Chief, division of classification.....	1	6,440	1	6,440	1	5,600
Chief, division of corporate fiscal service.....	1	6,230	1	6,230	0.4	2,333

By objects	Obligations					
	Estimate, 1947		Estimate, 1946		Actual, 1945	
	Man-years	Total salary	Man-years	Total salary	Man-years	Total salary
<b>PERSONAL SERVICES, DEPARTMENTAL—CON.</b>						
Clerical, administrative, and fiscal service—Continued						
Grade 13. Range \$6,230 to \$7,070—Con.						
Chief, division of employment.....	1	\$6,440	1	\$6,440	1	\$5,600
Chief, division of estimates and allotments.....	1	6,440	1	6,440	1	5,600
Chief, division of fiscal management.....	1	6,860	1	6,699	1	5,950
Chief, division of investigations.....	1	7,070	1	6,957	1	6,200
Chief, division of organization and personnel management.....	1	6,860	1	6,699	1	5,950
Chief, division of personnel relations and safety.....	1	6,440	1	6,440	1	5,600
Chief, division of purchase, sales, and traffic.....	1	6,440	1	6,440	1	5,600
Chief, division of training.....	1	6,440	1	6,440	1	5,600
Chief, equipment and engineering services division.....	1	6,650	1	6,488	1	5,750
Training specialist.....	1	6,650	1	6,650	1	5,800
Grade 12. Range \$5,180 to \$6,020:						
Accountant.....	1	6,020	1	6,020	0.1	750
Administrative analyst.....	3	15,546	3	15,540	2.3	10,733
Administrative officer.....	3	15,960	2	10,748	2.9	13,506
Assistant chief of division.....	2	10,727	2.8	14,872	3.3	15,327
Assistant to director of personnel.....	1	5,180	1	5,180	0.6	2,651
Auditor.....	1	5,180	0.9	4,662		
Chief of section.....	18	96,914	18.7	100,106	15.2	71,503
Chief, real estate division.....	1	5,390	1	5,342	1	4,600
Employee relations officer.....	1	5,390	1	5,390	1	4,600
Investigator.....	1	5,390	1	5,349	1	4,600
Organization and management analyst.....	3	16,800	3	16,759	2.7	12,500
Training specialist.....					0.1	575
Grade 11. Range \$4,300 to \$5,180:						
Administrative analyst.....	1	4,520	1	4,359	1.4	5,466
Administrative officer.....	9	40,900	11	49,328	6.6	25,678
Assistant chief of section.....	2	8,820	4	17,437	6.4	24,484
Chief of section.....	5	23,700	6	27,742	6.2	25,154
Fiscal inspector.....	3	13,560	3	13,179	3	11,357
Investigator.....	6	27,615	7	31,526	4.7	18,800
Organization and management analyst.....					0.8	3,011
Records management and procedure analyst.....	1	4,300	1	4,300	0.3	950
Secretary to the Secretary.....	1	4,300	0.9	3,804		
Grade 10. Range \$3,970 to \$4,630:						
Administrative officer.....	1	4,080	1	4,080	1	3,500
Chief of division.....	1	4,080	1	4,080	1	3,500
Chief of section.....	1	4,080	1	4,080	1	3,500
Investigator.....	1	4,190	1	4,190	3.2	11,825
Records management and procedure analyst.....					0.8	2,625
Grade 9. Range \$3,640 to \$4,300:						
Accountant.....	1	3,750	1	3,733	0.3	800
Administrative analyst.....	1	3,750	1	3,703	2	6,650
Administrative assistant.....	15	56,113	15	55,791	17	54,860
Chief of section.....	3	11,278	3	11,104	1.6	5,327
Classification investigator.....	1	3,750	1	3,716	0.5	1,707
Equipment specialist.....	1	3,750	1	3,750	1	3,200
Fiscal inspector.....	2	7,418	3	11,100	3.1	9,911
Investigator.....	3	11,580	4	15,211	4.1	13,606
Organization and management analyst.....	1	3,750	1	3,737	1.1	3,458
Procedure analyst.....	1	3,750	1	3,703	1.6	5,212
Records management and procedure analyst.....	2	7,500	2	7,424	1.3	4,267
Secretary to the Secretary.....			0.1	445	1	3,300
Grade 8. Range \$3,310 to \$3,970:						
Administrative officer.....	4	14,863	4	14,803	4.5	14,465
Grade 7. Range \$2,980 to \$3,640:						
Administrative officer.....	48.7	152,623	42.8	133,009	45.1	120,481
Grade 6. Range \$2,650 to \$3,310:						
Administrative officer.....	15	41,813	15	41,181	14.8	34,743
Grade 5. Range \$2,320 to \$2,980:						
Administrative officer.....	57	142,163	49.5	121,657	53	110,269
Grade 4. Range \$2,100 to \$2,496:						
Administrative officer.....	86	187,437	87	190,877	89.4	165,854
Grade 3. Range \$1,902 to \$2,298:						
Administrative officer.....	49	97,088	44.4	86,794	64.7	107,063
Grade 2. Range \$1,704 to \$2,100:						
Administrative officer.....	23	41,238	27	48,118	33.4	49,693
Grade 1. Range \$1,506 to \$1,902:						
Administrative officer.....	3	4,832	3	4,766	1.4	1,921
<b>Professional service:</b>						
Grade 8. Range \$8,750 to \$9,800:						
Agricultural economist.....	1	9,013	1	9,013	1	8,125
Executive officer.....	1	9,275	1	9,074	1	8,187
Grade 7. Range \$7,175 to \$8,225:						
Agricultural economist.....	2	15,663	2	15,663	1.9	12,984
Grade 6. Range \$6,230 to \$7,070:						
Agricultural economist.....	2	13,090	1	6,650	1	5,800
Cartographic engineer.....	1	6,440	1	6,440	0.4	2,175
Drainage engineer.....	1	6,650				
Engineer.....	1	6,650				
Examiner.....	1	6,440	1	6,440	1	5,600
Water utilization specialist.....	1	6,440				
Grade 5. Range \$5,180 to \$6,020:						
Engineer.....	2	10,990	2	10,828	1.8	8,250
Safety engineer.....	1	6,440	1	6,440	1	5,000
Grade 4. Range \$4,300 to \$5,180:						
Engineer.....	4	18,280	4	18,086	4	15,549
<b>Subprofessional service:</b>						
Grade 7. Range \$2,650 to \$3,310:						
Administrative officer.....	1	2,760	1	2,760	1	2,300
Grade 5. Range \$2,100 to \$2,496:						
Administrative officer.....	1	2,166	1	2,156	0.9	1,585
Grade 4. Range \$1,902 to \$2,298:						
Administrative officer.....	1	1,968	1	1,968	1.1	1,828
<b>Crafts, protective, and custodial service:</b>						
Grade 5. Range \$1,968 to \$2,364:						
Craftsman.....	2	4,332	2	4,332	2	3,600
Grade 4. Range \$1,770 to \$2,166:						
Craftsman.....	5	9,164	4	7,318	3.9	5,941
Grade 3. Range \$1,572 to \$1,902:						
Craftsman.....	16	26,142	15	24,275	16	21,293
Grade 2. Range \$1,440 to \$1,770:						
Craftsman.....	12.5	19,123	11	16,976	17.6	21,943

By objects	Obligations					
	Estimate, 1947		Estimate, 1946		Actual, 1945	
	Man- years	Total salary	Man- years	Total salary	Man- years	Total salary
<b>PERSONAL SERVICES, DEPARTMENTAL—COD.</b>						
Department of Agriculture grades:						
Grade 26. Range \$8,750 to \$9,800:						
Assistant to the Secretary.....	2	\$17,500				
Total permanent, departmental.....	489.2		466		468.2	
	1,681,630		\$1,551,477		\$1,361,970	
Part-time employment, departmental.....			0.3	630	1.4	2,277
W. A. E. employment, departmental.....	0.5	951	0.5	951	0.9	1,358
W. O. C. employment, departmental.....					1	0
Overtime pay, departmental.....				51,476		239,691
Night-work differential, departmental.....		500		500		
All personal services, departmental.....	489.7	1,683,081	466.8	1,585,034	501.5	1,605,316
<b>PERSONAL SERVICES, FIELD</b>						
Clerical, administrative, and fiscal service:						
Grade 11. Range \$4,300 to \$5,150:						
Administrative officer.....	7	31,200	7	31,183	5.8	22,108
Grade 7. Range \$2,980 to \$3,640.....					0.6	1,557
Grade 4. Range \$2,100 to \$2,496.....	7	15,030	7	14,905	5.4	9,752
Professional service:						
Grade 7. Range \$7,175 to \$8,225:						
Agricultural economist.....					0.1	921
Total permanent, field.....	14	46,230	14	46,088	11.9	34,348
W. A. E. employment, field.....	1	4,300	1	4,300	0.3	1,271
W. O. C. employment, field.....	1	0	1	0	1	0
Overtime pay, field.....				951		6,324
All personal services, field.....	16	50,530	16	51,339	13.2	41,923
01 Personal services (net).....	505.7	1,733,611	482.8	1,636,373	514.7	1,847,239
<b>OTHER OBLIGATIONS</b>						
02 Travel.....		97,939		83,100		71,563
03 Transportation of things.....		6,800		6,770		7,412
04 Communication services.....		25,500		25,500		25,259
05 Rents and utility services.....		1,350		1,350		1,335
07 Other contractual services.....		36,200		35,400		41,744
08 Supplies and materials.....		10,700		10,000		10,249
09 Equipment.....		5,880		6,047		17,507
Total other obligations.....		184,369		168,147		175,009
Grand total obligations.....		1,917,980		1,804,520		1,822,248
Reimbursements for services performed:						
Transferred to "Salaries and expenses, Office of Information, Department of Agriculture".....						-1,395
Received by transfer from—						
"Flood control, general (transfer to Agriculture)".....		-11,000				+195
"Salaries and expenses, War Food Administration, Department of Agriculture".....				-80,570		-126,000
Commodity Credit Corporation.....		-68,480		-69,950		-61,390
Net total obligations.....		1,838,500		1,654,000		1,633,658
Covered into Treasury as miscellaneous receipts, Public Law 529.....						+579
Excess of obligations over appropriation due to Public Law 106.....				-204,000		
Estimated savings, unobligated balance.....						65,703
Total estimate or appropriation.....		1,838,500		1,450,000		1,700,000

By projects or functions	Estimate, 1947	Estimate, 1946	Actual, 1945
1. General administration (including offices of the Secretary, Under Secretary, and Assistant Secretary).....	\$431,677	\$228,751	\$180,033
2. Personnel administration and service (including divisions of classification, employment, training, organization and personnel management, investigations, and personnel relations and safety).....	489,650	524,305	490,235
3. Budgetary and financial administration and service (including divisions of accounting, audit, corporate fiscal service, estimates and allotments, fiscal management, purchase, sales and traffic, and bureau accounting service).....	602,390	615,347	550,256
4. General operations (including divisions of communications, real estate, equipment and engineering services, administrative services, and administration of central working capital fund services).....	394,233	403,690	354,464
5. Services performed for other agencies.....			1,245
6. Overtime pay.....		32,427	246,015
Grand total obligations.....	1,917,980	1,804,520	1,822,248

By projects or functions	Obligations		
	Estimate, 1947	Estimate, 1946	Actual, 1945
Adjustments (see objects schedule for detail).....	-\$79,450	-\$354,520	-\$122,248
Total estimate or appropriation.....	1,838,500	1,450,000	1,700,000

**Salaries and Expenses, War Food Administration, Department of Agriculture (Allotment to Office of Secretary)—**

By objects	Obligations						
	Estimate, 1947		Estimate, 1946		Actual, 1945		
	Man- years	Total salary	Man- years	Total salary	Man- years	Total salary	
<i>For administrative functions and personnel provided for in the 1947 estimates under "Salaries and expenses, Office of Secretary"</i>							
<b>PERSONAL SERVICES, DEPARTMENTAL</b>							
Clerical, administrative, and fiscal service:							
Grade 15. Range \$8,750 to \$9,800:							
Consultant.....					0.1	\$25	
Assistant to the Secretary.....					3	\$29,400	
Grade 14. Range \$7,175 to \$8,225:							
Administrative officer.....						1	6,500
Assistant to the Secretary.....					3	21,788	
Grade 13. Range \$6,230 to \$7,070:							
Administrative officer.....					3	18,722	
Grade 12. Range \$5,180 to \$6,020:							
Administrative officer.....					1	5,180	
Grade 11. Range \$4,300 to \$5,150:							
Administrative officer.....						0.2	771
Grade 9. Range \$3,640 to \$4,300:							
Administrative assistant.....					1	3,805	
Grade 7. Range \$2,980 to \$3,640.....					8	25,040	
Grade 5. Range \$2,320 to \$2,980.....					8	19,404	
Grade 4. Range \$2,100 to \$2,496.....					3	6,381	
Grade 3. Range \$1,902 to \$2,298.....					1	1,902	
Grade 2. Range \$1,704 to \$2,100.....					1	1,704	
Professional service:							
Grade 6. Range \$6,230 to \$7,070:							
Agricultural economist.....					1	6,650	
Drainage engineer.....					1	6,755	
Water utilization specialist.....					1	6,650	
Crafts, protective, and custodial service:							
Grade 4. Range \$1,770 to \$2,166.....					2	3,702	
Grade 3. Range \$1,572 to \$1,902.....					3	5,094	
Grade 2. Range \$1,440 to \$1,770.....					1	1,440	
Department of Agriculture grades:							
Grade 28. Range \$9,800 to \$10,000:							
Associate administrator.....						2	18,000
Director, office of requirements and allocations.....						0.5	4,562
Director, office of surplus property and reconversion.....					1	9,800	
Grade 26. Range \$8,750 to \$9,800:							
Director, office of water utilization.....					1	8,791	
Head, national war board.....					1	8,831	
Total permanent, departmental.....		44	191,039		33.9	127,694	
W. A. E. employment, departmental.....		0.1	967		0.1	133	
Overtime pay, departmental.....			2,054			18,078	
01 Personal services (net).....		44.1	194,060		34	145,905	
<b>OTHER OBLIGATIONS</b>							
02 Travel.....		20,090				9,746	
03 Transportation of things.....		50				771	
04 Communication services.....		600				2,900	
06 Printing and binding.....						85	
07 Other contractual services.....		1,100				9,452	
08 Supplies and materials.....		300				897	
09 Equipment.....		500				392	
Total other obligations.....		22,550				24,243	
Grand total obligations.....		216,610				170,148	
Allotted from "Salaries and expenses, War Food Administration, Department of Agriculture".....		-216,610				-170,148	
Total estimate or appropriation.....							

**PENALTY MAIL**

**Penalty Mail Costs, Department of Agriculture—**

Penalty mail costs: For deposit in the general fund of the Treasury for cost of penalty mail of the Department [of Agriculture, including the War Food Administration], as required by section 2 of the Act of June 28, 1944 ([Public Law 364] 39 U. S. C. 321d), [\$3,238,740, together with not to exceed \$30,000 of the funds made available to the Commodity Credit Corporation for administrative expenses, for penalty mail for said Corporation, and the amount authorized for penalty mail for said Corporation in the

OFFICE OF THE SECRETARY—Continued

PENALTY MAIL—continued

Penalty Mail Costs, Department of Agriculture—Continued

First Supplemental Appropriation Act, 1945, for the fiscal year 1945 is hereby increased by \$12,000] \$3,186,000. (Act of May 5, 1945, Public Law 52.)

Estimate 1947, \$3,186,000                      Appropriated 1946, \$3,238,740

By objects	Obligations		
	Estimate, 1947	Estimate, 1946	Actual, 1945
04 Payment for penalty mail.....	\$3,186,000	\$3,238,740	\$2,867,082
Estimated savings, unobligated balance.....			294,568
Total estimate or appropriation.....	3,186,000	3,238,740	3,161,650
<b>BY PROJECTS OR FUNCTIONS</b>			
1. Office of the Secretary.....	\$3,740	\$3,740	\$3,431
2. Office of Solicitor.....	2,500	2,250	1,573
3. Office of Information.....	60,000	60,000	63,135
4. Library.....	2,551	2,551	2,447
5. Bureau of Agricultural Economics.....	304,600	271,600	290,723
6. Office of Foreign Agricultural Relations.....	1,850	1,323	1,012
7. Extension Service.....	880,000	825,000	801,955
8. Agricultural Research Administration:			
Office of Administrator.....	384	384	295
Office of Experiment Stations.....	630	567	574
Bureau of Animal Industry.....	20,200	18,200	20,540
Bureau of Dairy Industry.....	1,200	1,200	821
Bureau of Plant Industry, Soils, and Agricultural Engineering.....	8,700	7,200	5,225
Bureau of Entomology and Plant Quarantine.....	15,000	13,200	11,258
Bureau of Agricultural and Industrial Chemistry.....	3,000	2,900	2,202
Bureau of Human Nutrition and Home Economics.....	2,000	1,498	1,325
9. Forest Service.....	40,000	34,000	25,569
10. Production and Marketing Administration (includes provision for the agricultural conservation program, marketing services, crop insurance, sec. 32, and other programs administered by the Production and Marketing Administration).....	1,558,026	1,606,747	1,443,789
11. Soil Conservation Service.....	50,000	44,193	39,168
12. Farm Security Administration.....	132,219	132,219	105,219
13. Rural Electrification Administration.....	14,490	12,960	8,326
14. Farm Credit Administration.....	85,000	85,000	68,504
15. Reserve for contingencies.....		112,008	
Grand total obligations.....	3,186,000	3,238,740	2,867,082
Adjustments (see objects schedule for detail).....			+294,568
Total estimate or appropriation.....	3,186,000	3,238,740	3,161,650

Working Capital Fund, Department of Agriculture—

By objects	Obligations		
	Estimate, 1947	Estimate, 1946	Actual, 1945
<b>PERSONAL SERVICES, DEPARTMENTAL</b>			
Clerical, administrative, and fiscal service:			
Grade 13. Range \$6,230 to \$7,070:			
Assistant chief, office of plant and operations.....	1 \$6,440	1 \$6,408	0 6 \$3,500
Grade 11. Range \$4,300 to \$5,180:			
Chief of division.....	2 9,040	2 9,040	2 7,700
Grade 10. Range \$3,970 to \$4,630:			
Assistant chief of division.....	1 4,190	1 4,105	1 3,525
Grade 9. Range \$3,640 to \$4,300:			
Assistant chief of division.....	1 3,750	1 3,750	1 3,200
Chief of section.....	3 11,470	3 11,237	2 1 6,839
Grade 8. Range \$3,310 to \$3,970.....			
.....	8 25,600	8 25,142	8 22,108
Grade 7. Range \$2,980 to \$3,640.....			
.....	5 14,460	5 14,172	5 8 14,007
Grade 6. Range \$2,650 to \$3,310.....			
.....	10 25,070	10 24,419	9 8 20,507
Grade 5. Range \$2,320 to \$2,980.....			
.....	17 37,416	17 36,936	13 6 25,193
Grade 4. Range \$2,100 to \$2,496.....			
.....	23 46,188	23 45,544	24 3 41,166
Grade 3. Range \$1,902 to \$2,298.....			
.....	48 85,884	48 84,451	39 7 58,468
Grade 2. Range \$1,704 to \$2,100.....			
.....	40 62,352	40 61,428	29 6 38,135
Grade 1. Range \$1,506 to \$1,902.....			
.....	1 2,496	1 2,447	1 2,100
Grade 7. Range \$2,364 to \$2,870.....			
.....	2 4,925	2 4,858	2 4,110
Grade 6. Range \$2,166 to \$2,562.....			
.....	1 1,836	1 1,802	0 7 1,133
Grade 4. Range \$1,770 to \$2,166.....			
.....	21 36,048	21 35,407	20 2 28,322
Grade 3. Range \$1,572 to \$1,902.....			
.....	5 7,728	5 7,555	3 2 3,916
Grade 2. Range \$1,440 to \$1,770.....			
.....	189 384,894	189 378,731	164 7 284,316
Total permanent, departmental.....	1.1 1,764	1.1 1,764	2 6 3,245
Temporary employment, departmental.....	0.6 1,187	0.6 1,187	0.9 1,319
Part-time employment, departmental.....			9,896
Overtime pay, departmental.....			66,002
Night-work differential, departmental.....			3,500
01 Personal services (net).....	190.7 391,345	190.7 395,078	168.2 354,882

By objects	Obligations		
	Estimate, 1947	Estimate, 1946	Actual, 1945
<b>OTHER OBLIGATIONS</b>			
02 Travel.....	\$500	\$500	
03 Transportation of things.....	3,000	3,000	\$2,793
04 Communication services.....	1,200	1,200	1,212
05 Rents and utility services.....	150	150	137
07 Other contractual services.....	26,000	26,000	25,003
08 Supplies and materials.....	512,000	512,000	516,551
09 Equipment.....	13,500	15,500	20,700
Total other obligations.....	556,350	558,350	566,396
Grand total obligations.....	947,695	953,428	921,278
Reimbursements for services performed.....	-947,695	-918,761	-936,967
Prior year balance available in 1945.....			-418,978
1945 balance available in 1946.....		-434,667	+434,667
1946 balance available in 1947.....	-400,000	+400,000	
1947 balance available in 1948.....	+400,000		
Total estimate or appropriation.....			

WORKING CAPITAL FUND

Statement of assets and liabilities

As of June 30, 1945

<b>ASSETS:</b>		
Cash.....		\$283,188.72
Accounts receivable.....		116,811.28
Total assets, working capital fund.....		400,000.00
<b>LIABILITIES:</b>		
Appropriation Act of July 12, 1943 (Public Law 129).....		400,000.00
Total liabilities, working capital fund.....		400,000.00

\* Funds advanced to the general service activities to provide for payment of current pay rolls and other vouchers. In each case the amount advanced was fully covered by reimbursements in process of collection.

Summary of activities, fiscal year 1945

CENTRAL SUPPLY DIVISION

STOCK		
Inventory, June 30, 1944.....		\$148,260.56
Materials ordered in prior years received in 1945.....		47,519.61
Purchases, fiscal year 1945.....	\$377,712.53	
Less undelivered items.....	52,678.29	
		325,034.24
Issues, fiscal year 1945.....		\$520,814.41
		384,898.79
Inventory fluctuation.....		135,915.62
Inventory, June 30, 1945.....		827.27
		136,742.89
<b>OPERATING EXPENSES AND INCOME</b>		
Balance brought forward from prior year.....		\$8,049.07
Expenses:		
Salaries and wages.....	\$63,314.23	
Drayage and shop work.....	785.30	
Supplies and miscellaneous purchases.....	2,992.98	
Equipment depreciation.....	1,200.00	
Total expenses.....		\$68,292.41
Income:		
Storage, issues, and purchasing surcharge.....	\$71,977.35	
Cash discounts.....	795.75	
Total income.....		72,773.10
Excess of billings over expenses, current year.....		4,480.69
Total excess of billings over expenses.....		12,529.76

PHOTOGRAPHIC AND DUPLICATING SERVICES DIVISION

Balance brought forward from prior year.....		\$10,099.51
Work in process, July 1, 1944.....	\$11,129.42	
Purchases, fiscal year 1945.....	152,348.77	
Less work in process, June 30, 1945.....		\$163,478.19
		10,654.52
Cost of supplies used, fiscal year 1945.....		152,823.67
Salaries and wages.....		270,552.50
Equipment.....		18,000.00
Total cost of operations.....		441,376.17
Reimbursements.....		449,813.69
Excess of billings over expenses, current year.....		8,437.52
Total excess of billings over expenses.....		18,537.03

\* Includes \$10,621.26 equipment depreciation.

MOTOR TRANSPORT DIVISION

Balance brought forward from prior year.....		\$828.74
Supplies on hand, July 1, 1944.....	\$120.78	
Purchase of parts and supplies, fiscal year 1945.....	4,668.61	
Less supplies on hand, June 30, 1945.....		\$4,789.39
		228.65
Cost of parts, materials, and supplies used, fiscal year 1945.....		4,560.74
Salaries and wages.....		21,016.70

\* Includes \$316.95 miscellaneous expenses.

Summary of activities, fiscal year 1945—Continued

MOTOR TRANSPORT DIVISION—Continued

Equipment depreciation	\$1,500.00
Total cost of operations	27,077.44
Reimbursements	30,277.78
Excess of billings over expenses, current year	\$3,200.34
Total excess of billings over expenses	4,029.08

Statement of reimbursements—Working capital fund, fiscal year 1945

Organization	Central supply division		Photographic and duplicating services division	Motor transport division	Total reimbursements
	Stock	Surcharge			
Agricultural Adjustment Agency	\$42,889.10	\$10,479.37	\$11,213.25	\$1,864.14	\$66,445.86
Agricultural Research Administration: Office of the Administrator	454.05	80.68	612.10		1,146.83
Agricultural Research Center	1,015.32	153.49	98.44	39.60	1,306.85
Bureau of Agricultural and Industrial Chemistry	7,638.53	1,004.08	1,764.36	30.47	10,437.44
Bureau of Agricultural Economics	17,158.30	2,605.14	74,541.07	326.80	94,631.31
Bureau of Animal Industry	12,714.92	2,957.94	4,966.75	290.53	20,950.14
Bureau of Dairy Industry	2,230.47	287.79	3,566.31	.96	6,085.53
Bureau of Entomology and Plant Quarantine	19,929.07	2,924.44	14,876.20	140.85	37,870.56
Bureau of Human Nutrition and Home Economics	7,146.34	2,066.94	8,722.48		17,935.76
Bureau of Plant Industry, Soils, and Agricultural Engineering	21,112.23	2,753.58	8,163.93	633.66	32,663.40
Central Supply Division	696.72	111.70	55.12	616.93	1,480.47
Commodity Credit Corporation	9,696.24	1,275.50	9,854.66	110.53	20,936.93
Extension Service	4,010.99	825.14	19,984.28	406.88	25,227.29
Farm Credit Administration	921.65	154.31	1,320.40	62.72	2,459.08
Farm Security Administration	2,419.27	412.15	12,860.92	216.09	15,908.43
Federal Crop Insurance Corporation	2,831.25	1,194.66	6,329.39	46.67	10,401.97
Forest Service	16,509.80	2,265.77	11,287.12	\$26.09	30,488.78
Library	2,558.69	456.96	1,860.10	17.20	4,892.95
Motor Transport Division	3.00	187.02	2.50		192.52
Office of Experiment Stations	745.58	364.27	595.28	6.35	1,711.48
Office of Foreign Agricultural Relations	5,576.73	3,013.34	11,848.50	3,212.14	23,650.71
Office of Information	3,540.45	2,892.11	15,467.58	6,753.26	28,793.40
Office of the Secretary	5,508.17	2,080.85	30,312.71	5,773.52	43,675.25
Office of the Solicitor	3,940.21	621.02	2,671.38	1.49	7,234.10
Photographic and Duplicating Services Division	122,347.88	13,229.67		120.86	135,698.41
Rural Electrification Administration	1,132.41	175.29	274.25	7.62	1,589.57
Soil Conservation Service	8,375.06	2,497.96	17,062.71	1,112.01	29,047.74
War Food Administration:					
Office of the Administrator	516.41	100.15	1,682.69	373.37	2,672.62
Office of Distribution	25,437.43	6,663.61	76,341.17	445.28	108,887.49
Office of Labor	3,061.29	491.33	11,969.69	253.30	15,775.61
Office of Marketing Services	18,381.71	5,100.12	34,613.29	125.16	58,220.28
Office of Materials and Facilities	1,915.91	384.67	3,143.89	21.93	5,466.40
Office of Production	238.05	58.77	2,571.31	1.49	2,869.62
Office of Requirements and Allocations	11.40		9.69		21.09
Office of Supply	10,393.30	1,914.02	27,691.64	107.46	40,106.42
Other departments and agencies	1,830.86	183.82	21,624.31	6,732.42	30,371.41
Total	384,898.79	71,977.35	449,813.69	30,277.78	936,967.61

Working Funds, Agriculture, Office of the Secretary—

By objects	Obligations					
	Estimate, 1947		Estimate, 1946		Actual, 1945	
<b>PERSONAL SERVICES, DEPARTMENTAL</b>						
Clerical, administrative, and fiscal service:	Man-years	Total salary	Man-years	Total salary	Man-years	Total salary
Grade 13. Range \$6,230 to \$7,070:						
Administrative officer			0.4	\$2,600	0.6	\$1,312
Grade 5. Range \$2,320 to \$2,980						
Grade 4. Range \$2,100 to \$2,496			0.5	1,050		
Professional service:						
Grade 6. Range \$6,230 to \$7,070:					0.6	3,325
Cartographic engineer			0.5	3,325		
Engineer						
Total permanent, departmental			1.4	6,975	1.2	4,837
Overtime pay, departmental						677
01 Personal services (net)			1.4	6,975	1.2	5,514
<b>OTHER OBLIGATIONS</b>						
02 Travel				2,681		206
04 Communication services				50		
07 Other contractual services				200		
08 Supplies and materials				300		
09 Equipment				150		
Total other obligations				3,381		206
Grand total obligations				10,356		5,720
Advanced from—						
"Flood control, general (transfer to Agriculture)"				-5,700		
Navy Department						-4,090
Veterans Administration						-5,000
Prior year balance available in 1945						-2,133
1945 balance available in 1946				-4,856		+4,856
Estimated savings, unobligated balance						557
Total estimate or appropriation						
<b>BY PROJECTS OR FUNCTIONS</b>						
1. Coordination and supervision of strategic area map production (Navy Department)						\$3,276
2. Coordination and supervision of strategic area map production (War Department)						1,623
3. Carrying out the responsibilities of the Department of Agriculture under the Servicemen's Readjustment Act of 1944 (Veterans Administration)				\$4,856		144
4. Review of reports of preliminary examinations and surveys (flood control)				5,500		
5. Overtime pay						677
Grand total obligations				10,356		5,720
Adjustments (see objects schedule for detail)				-10,356		-5,720
Total estimate or appropriation						

Total, Office of the Secretary, annual appropriations, general account:

Estimate 1947, \$5,024,500

Appropriated 1946, \$4,688,740

Statement of proposed expenditures for purchase, maintenance, repair, and operation of passenger-carrying vehicles for the fiscal year ending June 30, 1947

OFFICE OF THE SECRETARY

Appropriation	Vehicles (motor unless otherwise indicated) to be purchased		Old vehicles to be exchanged		Net cost of vehicles to be purchased	Old vehicles still to be used	Total maintenance, repair, and operation, all cars	Public purpose and users
	Number	Gross cost	Number	Allowance (estimated)				
Salaries and expenses, Office of the Secretary.	1	\$1,050	1	\$300	\$750	3	\$1,100	Personal transportation, on official business, of the Secretary of Agriculture and his assistants, Washington, D. C.

OFFICE OF THE SOLICITOR

Salaries and Expenses, Office of Solicitor, Department of Agriculture—

For necessary expenses for the Office of Solicitor including personal services in the District of Columbia and elsewhere, purchase of law books, books of reference, and periodicals, and payment of fees or dues for the use of law libraries by attorneys in the field service, **[\$1,730,000]** \$2,264,000, together with such amounts from other appropriations or authorizations as are provided in the schedules in the Budget for the current fiscal year for such expenses, which several amounts or portions thereof, as may be determined by the Secretary, not exceeding a total of **[\$197,500]** \$120,115, shall be transferred to and made a part of this appropriation; and there may be expended for personal services in the District of Columbia not to exceed **[\$906,990]** \$1,481,848: *Provided, however,* That if the total amount of such appropriations or authorizations for the current fiscal year shall at any time exceed or fall below the amounts estimated, respectively, therefor in the Budget for such year, the amounts transferred or to be transferred therefrom to this appropriation and the amount which may be expended for personal services in the District of Columbia shall be increased or decreased in such amounts as [the Director of the Bureau of the Budget, after a hearing thereon with representatives of the Department, shall determine] are appropriate to the requirements as changed by such reductions or increases in such appropriations or authorizations. (5 U. S. C. 511-512, 518; Act of May 5, 1945, Public Law 52, Act of July 5, 1945, Public Law 132.)

Annual appropriation, general account:

Estimated 1947, **\$2,264,000** Appropriated 1946, **\$1,860,600**

\* Includes \$130,000 appropriated in the Second Deficiency Appropriation Act, 1945.

By objects	Obligations					
	Estimate, 1947		Estimate, 1946		Actual, 1945	
	Man-years	Total salary	Man-years	Total salary	Man-years	Total salary
<b>PERSONAL SERVICES, DEPARTMENTAL</b>						
Professional service:						
Grade 8. Range \$8,750 to \$9,800:						
Solicitor	1	\$9,800	1	\$9,800	1	\$9,000
Associate solicitor	8	72,107	7.9	71,173	7.2	50,440
Grade 7. Range \$7,175 to \$8,225:						
Assistant solicitor in charge of litigation					0.7	4,333
Chief, conservation and adjustment division	1	7,438	1	7,438	1	6,562
Chief, stabilization and labor division	1	7,438	1	7,326	1	6,500
Chief, basic commodity division	1	7,175	1	7,438	1	6,562
Chief, commodity supply division	1	7,438	1	7,438	1	6,500
Chief, long-term credit division	1	7,438	1	7,438	1	6,500
Chief, short-term credit division	1	7,438	1	7,438	1	6,500
Chief, farm tenancy division	1	7,438	1	7,256	1	6,661
Chief, rural rehabilitation division	1	7,438	1	7,326	1	6,700
Chief, forestry and lands division	1	7,438	1	7,438	1	6,500
Chief, research and general legal services division	1	7,438	1	7,438	1	6,500
Chief, general regulatory and transportation division	1	7,438	1	7,438	1	6,500
Chief, marketing and distribution division	1	7,175	1	7,175	1.3	8,348
Chief, electrical construction and operations division	1	7,700	1	7,700	1	6,750
Chief, electrical loans division	1	8,225	1	8,225	1	7,500
Liaison cooperative attorney	1	8,225	1	8,225	1	7,500
Grade 6. Range \$6,230 to \$7,070:						
Attorney	39.6	254,713	36	233,974	32	181,975
Assistant to solicitor	1	6,230	1	6,230	0.3	2,100
Patent adviser	1	6,440	1	6,440	1	5,600
Grade 5. Range \$5,180 to \$6,020:						
Attorney	43	229,660	43	230,299	34.2	159,923
Assistant to solicitor					0.6	2,805
Grade 4. Range \$4,300 to \$5,180:						
Attorney	35.7	158,070	38	169,407	34.6	132,617
Grade 3. Range \$3,640 to \$4,300:						
Attorney	22.7	85,263	24	90,443	19	61,607
Grade 2. Range \$2,980 to \$3,640:						
Attorney	12.5	39,405	12	38,132	9.6	26,009
Grade 1. Range \$2,320 to \$2,980:						
Attorney	2	4,750	2	4,644	1.7	3,455
Clerical, administrative, and fiscal service:						
Grade 13. Range \$6,230 to \$7,070:						
Executive assistant to the solicitor	1	6,440	1	6,440	1	5,600
Grade 11. Range \$4,300 to \$5,180:						
Administrative officer	1	4,520	1	4,393	0.9	3,599
Grade 9. Range \$3,640 to \$4,300:						
Chief, general services section	1	3,750	1	3,750	1	3,200
Chief, personnel section	1	3,750	1	3,695	0.6	1,987
Special administrative assistant to the solicitor	1	4,300	1	4,300	1	3,800
Grade 8. Range \$3,310 to \$3,970:						
Attorney	1	3,420	1	3,331	0.4	1,245
Grade 7. Range \$2,980 to \$3,640:						
Attorney	7	21,630	7	21,596	7.2	16,963
Grade 6. Range \$2,650 to \$3,310:						
Attorney	7	18,880	7	19,075	6.1	13,962
Grade 5. Range \$2,320 to \$2,980:						
Attorney	29	71,790	29.8	73,087	28.2	57,500
Grade 4. Range \$2,100 to \$2,490:						
Attorney	76	167,263	73	161,288	58.5	109,523
Grade 3. Range \$1,902 to \$2,298:						
Attorney	76.5	154,694	76	154,654	66.9	115,074
Grade 2. Range \$1,704 to \$2,100:						
Attorney	15.5	26,680	13	22,422	6.7	9,778
Grade 1. Range \$1,506 to \$1,902:						
Attorney	5	7,608	5	7,604	2.4	3,068

By objects	Obligations					
	Estimate, 1947		Estimate, 1946		Actual, 1945	
	Man-years	Total salary	Man-years	Total salary	Man-years	Total salary
<b>PERSONAL SERVICES, DEPARTMENTAL—CON.</b>						
Crafts, protective, and custodial service:						
Grade 3. Range \$1,572 to \$1,902	2	\$3,276	2	\$3,194	1.7	\$2,287
Grade 2. Range \$1,440 to \$1,770	5	7,529	5	7,301	4.1	4,837
Total permanent, departmental	410.5	1,484,848	404.7	1,469,409	343.9	1,094,170
Temporary employment, departmental					0.3	451
Part-time employment, departmental					0.2	284
Overtime pay, departmental				21,344		173,973
All personal services, departmental	410.5	1,484,848	404.7	1,490,753	344.4	1,268,878
<b>PERSONAL SERVICES, FIELD</b>						
Professional service, field:						
Grade 7. Range \$7,175 to \$8,225:						
Regional attorney	6	44,630	6	44,496	6	38,740
Grade 6. Range \$6,230 to \$7,070:						
Attorney	7	44,660	6.3	39,727	4.3	24,276
Regional attorney	4	25,760	4	25,665	4	22,400
Grade 5. Range \$5,180 to \$6,020:						
Attorney	18	100,400	19	105,884	18.4	89,733
Regional attorney	1	5,390	1	5,277	1	4,600
Grade 4. Range \$4,300 to \$5,180:						
Attorney	22	99,920	23	104,441	20	78,011
Grade 3. Range \$3,640 to \$4,300:						
Attorney	15.5	60,296	17.2	66,468	21.6	72,869
Grade 2. Range \$2,980 to \$3,640:						
Attorney	2	6,400	2	6,302	2.3	5,980
Clerical, administrative, and fiscal service:						
Grade 9. Range \$3,640 to \$4,300:						
Abstractor	4.6	17,480	1	4,300	1	3,800
Grade 7. Range \$2,980 to \$3,640:						
Attorney	11	33,770	5	15,890	4.1	11,018
Grade 5. Range \$2,320 to \$2,980:						
Attorney	10	23,970	6	14,525	6.6	13,391
Grade 4. Range \$2,100 to \$2,490:						
Attorney	21	45,790	19.5	42,636	18.5	33,034
Grade 3. Range \$1,902 to \$2,298:						
Attorney	68.7	137,392	68.3	136,654	69	113,853
Grade 2. Range \$1,704 to \$2,100:						
Attorney	15.5	26,732	9	15,624	4.2	7,009
Grade 1. Range \$1,506 to \$1,902:						
Attorney					0.1	98
Total permanent, field	206.3	672,410	187.3	627,879	181.1	518,812
W. A. E. employment, field	2	7,500	1.9	7,240	0.8	1,533
Overtime pay, field				10,540		87,477
Additional pay for foreign service, field		6,155		5,687		3,244
All personal services, field	208.3	686,065	189.2	651,346	181.9	611,066
01 Personal services (net)	618.8	2,470,913	593.9	2,142,099	526.3	1,879,944
<b>OTHER OBLIGATIONS</b>						
02 Travel		85,480		77,500		58,648
03 Transportation of things		5,600		5,200		4,330
04 Communication services		25,638		24,150		19,421
05 Rents and utility services		38,700		35,700		35,831
07 Other contractual services		29,445		10,200		9,252
08 Supplies and materials		16,239		16,400		15,950
09 Equipment		12,100		9,350		16,950
Total other obligations		213,202		178,500		160,382
Grand total obligations		2,384,115		2,320,599		2,040,326
Received by transfer from—						
Commodity Credit Corporation		-112,115		-85,183		-75,000
Emergency rubber project, Department of Agriculture				-12,500		-25,000
Water conservation and utilization projects, Department of Agriculture				-11,200		
Salaries and expenses, War Food Administration, Department of Agriculture				-109,716		-215,000
Flood control, general (transfer to Agriculture)		-8,000				
Net total obligations		2,264,000		2,102,000		1,725,326
Covered into Treasury as miscellaneous receipts, Public Law 529						+900
Excess of obligations over appropriation due to Public Law 106				-242,000		
Estimated savings, unobligated balance						204,406
Total estimate or appropriation		2,264,000		1,860,000		1,930,632
<b>BY PROJECTS OR FUNCTIONS</b>						
1. Marketing, regulatory laws, and transportation		\$179,768		\$212,323		\$191,558
2. Commodity loan and purchase programs		155,842		138,622		120,338
3. Agricultural adjustment, crop insurance, and labor programs		132,516		131,618		91,220
4. Rural electrification programs		468,956		465,778		275,147
5. Forestry, research, and general legal services		210,416		187,961		169,117
6. Farm security programs		114,721		113,944		84,139
7. Farm credit programs		138,560		137,621		117,416
8. General administration and business functions		183,685		179,634		124,495
9. Field activities		799,651		721,211		605,446
10. Overtime pay				31,884		261,450
Grand total obligations		2,384,115		2,320,599		2,040,326
Adjustments (see objects schedule for detail)		-120,115		-460,599		-109,694
Total estimate or appropriation		2,264,000		1,860,000		1,930,632



Working Fund, Agriculture, Office of Solicitor, Department of Agriculture—

By objects	Obligations					
	Estimate, 1947		Estimate, 1946		Actual, 1945	
<i>For legal services in connection with administration of the Federal Crop Insurance Corporation insurance program</i>						
<b>PERSONAL SERVICES, DEPARTMENTAL</b>						
Clerical, administrative, and fiscal service:	Man-	Total	Man-	Total	Man-	Total
Grade 4. Range \$2,160 to \$2,496.....	years	salary	years	salary	years	salary
Grade 3. Range \$1,902 to \$2,298.....					0.8	\$1,643
Professional service:					0.3	495
Grade 6. Range \$6,250 to \$7,070:						
Attorney.....					0.6	3,267
Grade 5. Range \$5,180 to \$6,020:						
Attorney.....					0.3	1,517
Grade 4. Range \$4,300 to \$5,180:						
Attorney.....					0.3	1,108
Grade 3. Range \$3,640 to \$4,300:						
Attorney.....					0.1	133
Total permanent, departmental.....					2.4	8,163
Overtime pay, departmental.....						1,222
All personal services, departmental.....					2.4	9,385
<b>PERSONAL SERVICES, FIELD</b>						
Clerical, administrative, and fiscal service:						
Grade 3. Range \$1,902 to \$2,298.....					0.9	1,435
Professional service:						
Grade 5. Range \$5,180 to \$6,020:						
Attorney.....					0.9	4,200
Total permanent, field.....					1.8	5,635
Overtime pay, field.....						861
All personal services, field.....					1.8	6,496
01 Personal services (net).....					4.2	15,881
Advanced from Federal Crop Insurance Corporation.....						-25,000
Estimated savings, unobligated balance.....						9,119
Total estimate or appropriation.....						

OFFICE OF INFORMATION

SALARIES AND EXPENSES

Salaries and Expenses, Office of Information, Department of Agriculture—

For necessary expenses in connection with the publication, indexing, illustration, and distribution of bulletins, documents, and reports, the preparation, distribution, and display of agricultural motion and sound pictures, and exhibits, and the coordination of informational work in the Department, **[\$453,000]** \$578,500, together with such amounts from other appropriations or authorizations as are provided in the schedules in the Budget for the current fiscal year for such expenses, which several amounts or portions thereof, as may be determined by the Secretary, not exceeding a total of **[\$161,179]** \$12,555 shall be transferred to and made a part of this appropriation, of which total appropriation amounts not exceeding those specified may be used for the purposes enumerated as follows: For personal services in the District of Columbia, **[\$487,640]** \$525,320; for preparation and display of exhibits, **[\$58,470]** \$115,772, and the preparation, distribution, and display of motion and sound pictures **[\$50,000]**, including cooperation with Federal, State, county, municipal, and other agencies, **\$58,140**; *Provided, however,* That if the total amounts of the appropriations or authorizations for the current fiscal year from which transfers to this appropriation are herein authorized shall at any time exceed or fall below the amounts estimated, respectively, therefor in the Budget for such year, the amounts transferred or to be transferred therefrom to this appropriation and the amount which may be expended for personal services in the District of Columbia shall be increased or decreased in such amounts as **[the Director of the Bureau of the Budget, after a hearing thereon with representatives of the Department, shall determine]** are appropriate to the requirements as changed by such reductions or increases in such appropriations or authorizations: *Provided further,* That when and to the extent that in the judgment of the Secretary agricultural exhibits and motion and sound pictures relating to the authorized programs of the various agencies of the Department can be more advantageously prepared, displayed, or distributed by the Office of Information, as the central agency of the Department therefor, additional funds not exceeding \$300,000 for these purposes may be transferred to and made a part of this appropriation, from the funds

applicable, and shall be available for the objects specified herein, including personal services in the District of Columbia: *Provided further,* That in the preparation of motion pictures or exhibits by the Department, not exceeding a total of \$10,000 may be used for employment pursuant to the second sentence of section 706 (a) of the **[Act of September 21, 1914 (Public Law 425)]** Department of Agriculture Organic Act of 1944 (5 U. S. C. 554); *Provided further,* That no part of this appropriation shall be used for the establishment or maintenance of regional or State field offices or for the compensation of employees in such offices except that not to exceed **[\$11,556]** \$9,000 may be used to maintain the San Francisco radio office. (5 U. S. C. 511-512; Act of May 5, 1945, Public Law 52.)

Estimate 1947, \$578,500

Appropriated 1946, \$453,000

By objects	Obligations					
	Estimate, 1947		Estimate, 1946		Actual, 1945	
<b>PERSONAL SERVICES, DEPARTMENTAL</b>						
Clerical, administrative, and fiscal service:	Man-	Total	Man-	Total	Man-	Total
Grade 13. Range \$6,250 to \$7,070:	years	salary	years	salary	years	salary
Chief of publications.....	1	\$7,070	1	\$7,013	1	\$6,200
Executive assistant to the director.....	1	6,440	1	6,440	1	5,700
Information specialist.....			1	6,440	2	11,200
Grade 12. Range \$5,180 to \$6,020:						
Administrative officer.....	3	16,520	3	16,525	2	14,540
Agricultural writer.....	1	6,020	1	6,020	1	5,400
Director of photography.....	1	5,180	1	5,180	2	10,026
Information specialist.....					0.5	2,210
Grade 11. Range \$4,300 to \$5,180:						
Administrative officer.....	2	8,820	2	8,752	1	3,800
Motion picture production specialist.....					1	3,900
Grade 10. Range \$3,970 to \$4,630:						
Administrative officer.....	2	8,490	1	4,490	1	3,875
Motion picture sound engineer.....	1	4,080	1	4,004	0.3	1,167
Grade 9. Range \$3,640 to \$4,300:						
Administrative assistant.....	6	23,050	6	22,843	6	19,849
Editor.....	1	3,750	1	3,750	1.3	4,267
Information specialist.....	1	3,750	1	3,750	1	3,093
Motion picture production specialist.....	1	3,750	1	3,750	1.2	3,786
Grade 7. Range \$2,980 to \$3,640.....	8	26,040	11.3	36,097	10.9	29,976
Grade 6. Range \$2,650 to \$3,310.....	2	5,630	2.1	5,890	4	9,737
Grade 5. Range \$2,320 to \$2,980.....	17	44,870	19.6	50,712	19.5	41,953
Grade 4. Range \$2,100 to \$2,496.....	31	69,207	32	70,563	30.2	56,143
Grade 3. Range \$1,902 to \$2,298.....	26	54,009	28	55,834	28.7	47,734
Grade 2. Range \$1,704 to \$2,100.....	12	21,306	12	21,033	14.9	22,322
Grade 1. Range \$1,506 to \$1,902.....	1	1,572	1	1,570	1	1,214
Professional service:						
Grade 8. Range \$8,750 to \$9,800:						
Director of information.....	1	9,013	1	8,932	1.1	8,733
Grade 7. Range \$7,175 to \$8,225:						
Assistant director of information.....	3	22,050	2	14,875	2	13,063
Editor of yearbook.....	1	7,175	0.7	5,023		
Special assistant to the director.....			0.2	1,443	0.7	4,640
Grade 6. Range \$6,250 to \$7,070:						
Chief of motion picture service.....	1	6,230	1	6,230	0.5	2,831
Chief of press service.....	1	6,440	1	6,440	1	5,650
Chief of radio service.....	1	6,230	1	6,230	1.2	7,454
Information specialist.....	1	6,230	3	18,916	4.3	23,133
Grade 5. Range \$5,180 to \$6,020:						
Assistant chief of press service.....	1	5,600	1	5,438	1	4,750
Assistant editor of yearbook.....	1	5,180				
Chief of editorial section.....	1	5,180	1	5,180	0.5	2,108
Editor of scientific publications.....	1	5,390	1	5,342	1	4,600
Exhibits specialist.....	1	6,020	1	6,020	1	5,400
Information specialist.....	3	17,010	5	27,370	5.6	28,270
Radio program supervisor.....	1	5,390	1	5,390	1	4,600
Visual information specialist.....			1	5,290	1.7	8,000
Grade 4. Range \$4,300 to \$5,180:						
Agricultural research writer.....	1	4,740	1	4,680	1	4,000
Editor.....					0.5	2,066
Information specialist.....	2	9,480	3	13,940	4	15,800
Specialist in exhibits.....	2	9,260	1	4,790	1	4,150
Visual information specialist.....					0.1	296
Grade 3. Range \$3,640 to \$4,300:						
Associate agriculturist.....					1.3	4,653
Editor.....	1	4,080	2	7,800	2	6,675
Information specialist.....	1	3,860	3	11,288	2.6	8,333
Motion picture script writer.....	1	3,640	1	3,640		
Motion picture sound engineer.....					0.7	2,267
Visual information specialist.....	1	3,750	1	3,686	0.1	400
Grade 2. Range \$2,980 to \$3,640.....	5	15,340	4	12,191	3.4	8,513
Grade 1. Range \$2,320 to \$2,980.....			0.1	235	0.4	833
Subprofessional service:						
Grade 8. Range \$2,980 to \$3,640.....	1	2,980	1	2,980		
Grade 7. Range \$2,650 to \$3,310.....	1	2,650				
Grade 6. Range \$2,320 to \$2,980.....	1	2,980	1	2,980	3.2	7,921
Grade 5. Range \$2,100 to \$2,496.....	1	2,430	1	2,430	1	2,040
Grade 4. Range \$1,902 to \$2,298.....	1	1,968	1	1,922	0.5	889
Crafts, protective, and custodial service:						
Grade 8. Range \$2,540 to \$3,200.....					0.3	779
Grade 7. Range \$2,394 to \$2,870.....	2	4,728	1	2,364		
Grade 6. Range \$2,160 to \$2,562.....	2	4,530	2	4,494	0.7	1,439
Grade 5. Range \$1,902 to \$2,106.....	3	5,310	2	3,540		
Grade 4. Range \$1,572 to \$1,902.....	6	10,026	5	8,403	4.9	6,500
Grade 3. Range \$1,440 to \$1,770.....	2	2,946	1	1,506	1.6	2,165
Total permanent, departmental.....	169	852,230	179	561,587	184	451,343
Part-time employment, departmental.....					0.2	120
W. A. E. employment, departmental.....	2	4,000	2	4,000	2.3	4,062
Overtime pay, departmental.....				12,020		90,032
All personal services, departmental.....	171	852,320	181	577,697	186.9	605,557

OFFICE OF INFORMATION—Continued

SALARIES AND EXPENSES—continued

Salaries and Expenses, Office of Information, Department of Agriculture—Continued

By objects	Obligations					
	Estimate, 1947		Estimate, 1946		Actual, 1945	
	Man-years	Total salary	Man-years	Total salary	Man-years	Total salary
<b>PERSONAL SERVICES, FIELD</b>						
Clerical, administrative, and fiscal service:						
Grade 4. Range \$2,100 to \$2,496			1	\$2,100	0.7	\$1,262
Grade 3. Range \$1,992 to \$2,298	1	\$2,166	1	2,166	1.2	2,229
Professional service:						
Grade 5. Range \$5,180 to \$6,020						
Radio adviser and program director	1	5,390	1	5,390	1	4,230
Grade 2. Range \$2,980 to \$3,640			1	2,980	0.4	989
Total permanent, field	2	7,556	4	12,636	3.3	8,710
Overtime pay, field				277		1,548
All personal services, field	2	7,556	4	12,913	3.3	10,258
01 Personal services (net)	173.8	532,876	185	590,610	190.2	615,815
<b>OTHER OBLIGATIONS</b>						
02 Travel		10,800		14,500		21,429
03 Transportation of things		13,500		10,575		9,373
04 Communication services		5,700		7,900		8,222
05 Rents and utility services		900		900		1,897
06 Other contractual services		7,879		53,845		181,321
07 Supplies and materials		17,970		13,200		12,167
09 Equipment		1,500		2,000		8,099
Total other obligations		58,179		102,020		242,508
Grand total obligations		591,055		692,630		858,323
Reimbursements for services performed						-4,726
Received by transfer from—						
Commodity Credit Corporation		-12,555		-12,854		-11,179
"Salaries and expenses, War Food Administration, Department of Agriculture"				-154,776		-281,243
"Salaries and expenses, Office of Secretary of Agriculture"						-195
"Salaries and expenses, Bureau of Agricultural Economics, economic investigations"						-2,125
"Salaries and expenses, Extension Service"						-5,000
"Salaries and expenses, animal industry, Agricultural Research Administration":						
Animal husbandry						-410
Diseases of animals						-200
Eradicating tuberculosis and Bang's disease						-780
"Salaries and expenses, dairy industry, Agricultural Research Administration"						-390
"Salaries and expenses, Plant Industry, Soils, and Agricultural Engineering, Agricultural Research Administration":						
Field crops						-1,630
Fruit, vegetable, and specialty crops						-990
"Salaries and expenses, Entomology and Plant Quarantine, Agricultural Research Administration," insect and plant disease control						-1,560
"Salaries and expenses, Agricultural and Industrial Administration," agricultural chemical investigations						-195
"Salaries and expenses, Human Nutrition and Home Economics, Agricultural Research Administration"						-10,395
"Salaries and expenses, Forest Service," national forest protection and management						-4,847
"Supply and distribution of farm labor, War Food Administration, Department of Agriculture"						-13,000
"Administrative expenses, sec. 392, Agricultural Adjustment Act of 1938"						-5,600
"Salaries and expenses, Soil Conservation Service," soil conservation operations						-11,080
"Exportation and domestic consumption of agricultural commodities, Department of Agriculture"						-11,355
"Salaries and expenses, Marketing Service"						
Marketing farm products						-116
Meat inspection (transfer from Bureau of Animal Industry, Agricultural Research Administration)						-10,100
"Loans, grants, and rural rehabilitation, Department of Agriculture"						-975
"Salaries and expenses, Rural Electrification Administration, Department of Agriculture"						-5,130
"Salaries and expenses, Farm Credit Administration, Department of Agriculture"						-975
Net total obligations		578,500		525,000		474,097

By objects	Obligations		
	Estimate, 1947	Estimate, 1946	Actual, 1945
Covered into Treasury as miscellaneous receipts, Public Law 529			
Excess of obligations over appropriation due to Public Law 106			+ \$200
Estimated savings, unobligated balance		- \$72,000	39,705
Total estimate or appropriation	\$578,500	453,000	514,002
<b>BY PROJECTS OR FUNCTIONS</b>			
1. General administration of Office of Information and of informational work	\$33,600	\$93,049	\$90,509
2. Business service, including communications and records	42,100	42,335	34,314
3. Publications preparation, distribution, and control	192,220	200,998	170,045
4. Preparation and distribution of special reports and current information	57,854	91,668	109,073
5. Preparation and distribution of agricultural information by exhibits	115,900	66,000	46,620
6. Preparation and distribution of agricultural information by radio	37,100	62,797	60,458
7. Preparation and distribution of agricultural information to the press	53,985	65,340	58,369
8. Preparation and distribution of agricultural information by motion pictures	58,296	58,146	192,629
9. Services performed for other agencies			4,726
10. Overtime pay		12,297	91,580
Grand total obligations	591,055	692,630	858,323
Adjustments (see objects schedule for detail)	-12,555	-239,630	-344,321
Total estimate or appropriation	578,500	453,000	514,002

PRINTING AND BINDING

Printing and Binding, Department of Agriculture—

For all printing and binding for the Department, including all of its bureaus, offices, institutions, and services located in Washington, District of Columbia, and elsewhere, except as otherwise in this Act provided, **[\$1,000,000] \$1,145,000**, including the purchase of reprints of scientific and technical articles published in periodicals and journals; the Annual Report of the Secretary, as required by the Acts of January 12, 1895 (44 U. S. C. 111, 212-220, 222, 241, 244), March 4, 1915 (7 U. S. C. 418), and June 20, 1936 (5 U. S. C. 108), and in pursuance of the Act approved March 30, 1906 (44 U. S. C. 214, 224), also including not to exceed \$250,000 for farmers' bulletins, which shall be adapted to the interests of the people of the different sections of the country, an equal proportion of four-fifths of which shall be delivered to or sent out under the addressed franks furnished by the Senators, Representatives, and Delegates in Congress, as they shall direct, but not including work done at the field printing plants of the Forest Service authorized by the Joint Committee on Printing, in accordance with the Act approved March 1, 1919 (44 U. S. C. 111, 220); *Provided*, That the Secretary may transfer to this appropriation from the appropriation made for "Conservation and Use of Agricultural Land Resources" such sums as may be necessary for printing and binding in connection with marketing quotas under the Agricultural Adjustment Act of 1938, and from funds appropriated to carry into effect the terms of section 32 of the Act of August 24, 1935 (7 U. S. C. 612c), as amended, such sums as may be necessary for printing and binding in connection with the activities under said section 32, and from funds appropriated for "Salaries and expenses, War Food Administration", such sums as may be necessary for printing and binding in connection with functions assigned to the Office of Information by the War Food Administrator; *Provided further*, That the total amount that may be transferred under the authority granted in the preceding proviso shall not exceed **[\$225,000] \$190,000**. (5 U. S. C. 511-512; Act of May 5, 1945, Public Law 52.)

Estimate 1947, **\$1,145,000**                      Appropriated 1946, **\$1,000,000**

By objects	Obligations		
	Estimate, 1947	Estimate, 1946	Actual, 1945
06 Printing and binding:			
Publications and binding	\$683,000	\$622,185	\$634,242
Lithography	51,000	38,000	42,107
Printed forms and letterheads	601,000	554,000	585,101
Grand total obligations	1,335,000	1,214,185	1,261,450
Received by transfer from—			
"Salaries and expenses, War Food Administration, Department of Agriculture"		-24,185	-85,000
"Exportation and domestic consumption of agricultural commodities, Department of Agriculture"	-175,000	-175,000	-175,000



By objects	Obligations		
	Estimate, 1947	Estimate, 1946	Actual, 1945
Received by transfer from—Continued "Conservation and use of agricultural land resources, Department of Agriculture"	-\$15,000	-\$15,000	-\$14,000
Net total obligations	1,145,000	1,000,000	987,450
Estimated savings, unobligated balance			112,550
Total estimate or appropriation	1,145,000	1,000,000	1,100,000
<b>BY PROJECTS OR FUNCTIONS</b>			
1. Job work and binding, expenditures for printing	\$625,000	\$639,185	\$625,573
2. Reports, periodicals, and other regulatory, service, and administrative publications, expenditures for printing	205,000	175,000	224,184
3. Research and technical bulletins, expenditures for printing	215,000	100,000	103,427
4. Farmers' bulletins and other popular publications, expenditures for printing	290,000	300,000	308,266
Grand total obligations	1,335,000	1,214,185	1,261,450
Adjustments (see objects schedule for detail)	-190,000	-214,185	-161,450
Total estimate or appropriation	1,145,000	1,000,000	1,100,000

Total, Office of Information, annual appropriations, general account:

Estimate 1947, \$1,723,500      Appropriated 1946, \$1,453,000

**LIBRARY, DEPARTMENT OF AGRICULTURE**

**Salaries and Expenses, Library, Department of Agriculture—**

Salaries and expenses: For purchase and exchange of reference books, lawbooks, technical and scientific books, periodicals, and for expenses incurred in completing imperfect series; not to exceed \$1,200 for newspapers; [for] dues, when authorized by the Secretary, for library membership in societies or associations which issue publications to members only or at a price to members lower than to subscribers who are not members; [for] salaries in the city of Washington and elsewhere; [for official] travel expenses; and [for] library fixtures, library cards, supplies, and [for] all other necessary expenses; [\$467,900] \$552,000, together with such amounts from other appropriations or authorizations as are provided in the schedules in the Budget for the current fiscal year, for such salaries and expenses, which several amounts or portions thereof, as may be determined by the Secretary, not exceeding a total of [\$750] \$850, shall be transferred to and made a part of this appropriation, of which total appropriation not to exceed [\$306,433] \$381,640 may be expended for personal services in the District of Columbia: *Provided, however,* That if the total amounts of such appropriations or authorizations for the current fiscal year shall at any time exceed or fall below the amounts estimated, respectively, therefor in the Budget for such year, the amounts transferred or to be transferred therefrom to this appropriation and the amount which may be expended for personal services in the District of Columbia shall be increased or decreased in such amounts as [the Director of the Bureau of the Budget, after a hearing thereon with representatives of the Department, shall determine] are appropriate to the requirements as changed by such reductions or increases in such appropriations or authorizations. (5 U. S. C. 511-512, 514, 516, 548, 552a, 573; Act of May 5, 1945, Public Law 52.)

Annual appropriation, general account:

Estimate 1947, \$552,000      Appropriated 1946, \$467,900

By objects	Obligations		
	Estimate, 1947	Estimate, 1946	Actual, 1945
<b>PERSONAL SERVICES, DEPARTMENTAL</b>			
Professional service:	Man-years	Total salary	Man-years
Grade 7. Range \$7,175 to \$8,225:			Total salary
Head librarian	1	\$7,437	1
Grade 6. Range \$6,230 to \$7,070:			\$6,500
Chief, division of technical processes	1	6,230	0.8
Grade 5. Range \$5,180 to \$6,020:			
Chief, division of bibliography	1	5,600	1
Chief, division of field library services	1	6,020	1
Chief, general reading room section	1	5,180	0.9
Grade 4. Range \$4,300 to \$5,180:			
Chief, bibliography section	1	4,630	1
Chief, catalog section	1	4,300	1

By objects	Obligations		
	Estimate, 1947	Estimate, 1946	Actual, 1945
<b>PERSONAL SERVICES, DEPARTMENTAL—CON.</b>			
Professional service—Continued	Man-years	Total salary	Man-years
Grade 4. Range \$4,300 to \$5,180—Con.			Total salary
Chief, circulation section	1	\$4,520	1
Chief, processing section	1	4,300	1
Chief, selection and searching subsection	1	4,520	1
Grade 3. Range \$3,640 to \$4,300:			
Assistant chief, field branch library section			1
Chief, classification and subject headings subsection	1	3,970	1
Chief, descriptive cataloging subsection	1	3,750	1
Chief, documents subsection			0.6
Chief, published materials, acquisition, and preparation section			1
Chief, serials subsection	1	3,640	0.7
Chief, shelf listing and filing subsection	1	3,750	1
Chief, working tool subsection	1	3,750	1
Chief, bibliographer	6	23,500	6
Editor	1	3,860	1
Senior reference assistant	3	11,360	3
Grade 2. Range \$2,980 to \$3,640:			
Grade 1. Range \$2,320 to \$2,980:			
Clerical, administrative, and fiscal service:			
Grade 12. Range \$5,180 to \$6,020:			
Executive assistant to the librarian	1	5,180	0.8
Grade 9. Range \$3,640 to \$4,300:			
Administrative assistant	1	3,750	1
Grade 7. Range \$2,980 to \$3,640:			
Grade 6. Range \$2,650 to \$3,310:			
Grade 5. Range \$2,320 to \$2,980:			
Grade 4. Range \$2,100 to \$2,496:			
Grade 3. Range \$1,902 to \$2,298:			
Grade 2. Range \$1,704 to \$2,100:			
Subprofessional services:			
Grade 6. Range \$2,320 to \$2,980:			
Grade 5. Range \$2,100 to \$2,496:			
Grade 4. Range \$1,902 to \$2,298:			
Grade 3. Range \$1,704 to \$2,100:			
Grade 2. Range \$1,572 to \$1,968:			
Crafts, protective, and custodial service:			
Grade 3. Range \$1,572 to \$1,902:			
Grade 2. Range \$1,410 to \$1,770:			
Total permanent, departmental	144.6	380,788	145.2
Part-time employment, departmental	0.5	852	0.5
Overtime pay, departmental			9,006
All personal services, departmental	145.1	381,640	145.7
<b>PERSONAL SERVICES, FIELD</b>			
Professional service:			
Grade 3. Range \$3,640 to \$4,300:			
Librarian	2	7,940	2
Grade 2. Range \$2,980 to \$3,640:			
Grade 1. Range \$2,320 to \$2,980:			
Clerical, administrative, and fiscal service:			
Grade 3. Range \$1,902 to \$2,298:			
Grade 2. Range \$1,704 to \$2,100:			
Subprofessional service:			
Grade 5. Range \$2,100 to \$2,496:			
Grade 4. Range \$1,902 to \$2,298:			
Grade 3. Range \$1,704 to \$2,100:			
Crafts, protective, and custodial service:			
Grade 2. Range \$1,440 to \$1,770:			
Total permanent, field	42	101,172	42
Part-time employment, field	0.5	1,160	0.5
Overtime pay, field			2,805
All personal services, field	42.5	102,332	42.5
01 Personal services (net)	187.6	483,972	188.2
<b>OTHER OBLIGATIONS</b>			
02 Travel		2,225	
03 Transportation of things		1,200	
04 Communication services		7,200	
05 Rents and utility services		3,800	
07 Other contractual services		3,660	
08 Supplies and materials		9,700	
09 Equipment		53,093	
Total other obligations		80,878	
Grand total obligations		564,850	
Reimbursements for services performed		-12,000	
Received by transfer from Commodity Credit Corporation		-850	
Net total obligations		552,000	
Covered into Treasury in accordance with Public Law 529			
Excess of obligations over appropriation due to Public Law 106		-84,000	
Estimated savings, unobligated balance			5,900
Total estimate or appropriation		552,000	550,171

LIBRARY, DEPARTMENT OF AGRICULTURE—Continued

Salaries and Expenses, Library, Department of Agriculture—Con.

By projects or functions	Obligations		
	Estimate, 1947	Estimate, 1946	Actual, 1945
1. General administration	\$46,375	\$46,029	\$40,877
2. Acquisition of publications, preparation for use, and distribution	171,899	162,592	120,261
3. Bibliographical services	104,054	103,286	94,339
4. Reading and reference services	104,009	103,391	75,696
5. Field library services	126,513	125,663	128,918
6. Services performed for other agencies	12,000	12,000	13,076
7. Overtime pay		11,811	86,866
Grand total obligations	564,850	564,772	560,013
Adjustments (see objects schedule for detail)	-12,850	-96,872	-9,842
Total estimate or appropriation	552,000	467,900	550,171

BUREAU OF AGRICULTURAL ECONOMICS

Salaries and Expenses, Bureau of Agricultural Economics—

For [the employment of persons and means in the District of Columbia and elsewhere, either independently or in cooperation with public agencies or organizations] necessary expenses, including not to exceed [\$1,888,589] \$2,185,550 for personal services in the District of Columbia, of the Bureau of Agricultural Economics, including the salary of Chief of Bureau at \$10,000 per annum, and not to exceed \$1,000 for the purchase of books of reference, periodicals, and newspapers, as follows: (5 U. S. C. 511-512—establishing the Department of Agriculture; 7 U. S. C. 411—establishing the Bureau of Agricultural Economics; 5 U. S. C. 573, 673. The foregoing citations apply to all appropriation items under the Bureau; Act of May 5, 1945, Public Law 52.)

Economic investigations: For acquiring and diffusing useful information among the people of the United States, for conducting investigations, experiments, and demonstrations, and for aiding in formulating programs for authorized activities of the Department, relative to agricultural production, distribution, land utilization, and conservation in their broadest aspects, including farm management and practice, utilization of farm and food products, purchasing of farm supplies, farm population and rural life, farm labor, farm finance, insurance and taxation, adjustments in production to probable demand for the different farm and food products; land ownership and values, costs, prices and income in their relation to agriculture, including causes for their variations and trends, [\$2,110,000] \$2,409,000, together with such amounts from other appropriations or authorizations as are provided in the schedules in the Budget for the current fiscal year for such salaries and expenses, which several amounts or portions thereof, as may be determined by the Secretary, not exceeding a total of [\$122,933] \$71,150 shall be transferred to and made a part of this appropriation; Provided, however, That if the total amounts of such appropriations or authorizations for the current fiscal year shall at any time exceed or fall below the amounts estimated, respectively, therefor in the Budget for such year, the amounts transferred or to be transferred therefrom to this appropriation and the amount which may be expended for personal services in the District of Columbia shall be increased or decreased in such amounts as [the Director of the Bureau of the Budget, after a hearing thereon with representatives of the Department, shall determine] are appropriate to the requirements as changed by such reductions or increases in such appropriations or authorizations: Provided further, That no part of the funds herein appropriated or made available to the Bureau of Agricultural Economics shall be used for State and county land-use planning. (Act of May 5, 1945, Public Law 52.)

Estimate 1947, \$2,409,000      Appropriated 1946, \$2,110,000

By objects	Obligations					
	Estimate, 1947		Estimate, 1946		Actual, 1945	
<b>PERSONAL SERVICES, DEPARTMENTAL</b>						
Clerical, administrative, and fiscal service:	Man-	Total	Man-	Total	Man-	Total
Grade 13. Range \$6,230 to \$7,070:	years	salary	years	salary	years	salary
Assistant to the chief	1	\$6,860	1	\$6,650	1	\$6,000
Grade 12. Range \$5,180 to \$6,020:						
Personnel officer	1	5,600	1	5,180		
Grade 11. Range \$4,300 to \$5,180:						
Chief accountant	1	4,960	1	4,740	1	4,150
Employment officer	1	4,410	1	4,300	0.5	1,900

By objects	Obligations					
	Estimate, 1947		Estimate, 1946		Actual, 1945	
<b>PERSONAL SERVICES, DEPARTMENTAL—CON.</b>						
Clerical, administrative, and fiscal service—Continued	Man-	Total	Man-	Total	Man-	Total
Grade 9. Range \$3,640 to \$4,300:	years	salary	years	salary	years	salary
Administrative assistant	4	\$15,000	4	\$15,000	5.9	\$19,371
Assistant chief accountant	1	3,860	1	3,750	1	3,275
Secretary to chief of bureau	1	3,970	1	3,860	1	3,350
Grade 8. Range \$3,310 to \$3,970:						
Administrative assistant	1	3,970	1	3,970	1.7	5,575
Grade 7. Range \$2,980 to \$3,640:						
Grade 6. Range \$2,650 to \$3,310:	17	54,410	17	53,410	15.1	41,202
Grade 5. Range \$2,320 to \$2,980:	11	31,210	11	30,910	9.7	23,348
Grade 4. Range \$2,100 to \$2,496:	63	153,010	63	151,900	65.1	137,179
Grade 3. Range \$1,902 to \$2,298:	96	205,992	96	203,942	96	175,628
Grade 2. Range \$1,704 to \$2,100:	66	130,175	71	137,891	70.1	114,893
Grade 1. Range \$1,506 to \$1,902:	40	71,818	42	71,818	27.4	39,965
Professional service:					0.1	155
Grade 9. In excess of \$9,500:						
Chief of bureau	1	10,000	1	10,000	1	10,000
Grade 8. Range \$8,750 to \$9,500:						
Agricultural economist	2	18,419	2	18,025	1.5	12,375
Program analyst	3	28,350	3	27,562	3	25,250
Grade 7. Range \$7,175 to \$8,225:						
Agricultural economist	2	16,121	2	15,662	2	14,063
Head of division	8	59,688	8	59,688	6.7	46,968
Program relations officer	1	7,634	1	7,438	1	6,813
Statistical analyst	1	7,570	1	7,438	1	6,500
Grade 6. Range \$6,230 to \$7,070:						
Head of division	2	12,880	2	12,670	1.8	10,578
Agricultural economics statistician	1	6,335	1	6,230	1	5,600
Agricultural economist	16	109,245	16	101,990	14	80,709
Agricultural specialist	1	7,070	1	7,070	1	6,400
Information specialist	1	6,440	1	6,230	1	5,600
Social science analyst					0.2	1,514
Social scientist	2	13,090	3	19,320	2.5	14,200
Grade 5. Range \$5,180 to \$6,020:						
Agricultural economics statistician	6	32,130	6	32,130	6.8	32,211
Agricultural economist	27	147,290	27	146,790	28	133,866
Agricultural historian	2	11,055	2	10,780	2.1	9,732
Agricultural program analyst	1	5,390	1	5,180	1	4,600
Information specialist	3	16,275	3	15,960	2.1	9,660
Social science analyst	4	20,930	5	26,110	4.5	20,953
Social scientist	5	27,580	6	32,760	5.9	27,660
Grade 4. Range \$4,300 to \$5,180:						
Agricultural economics statistician	1	4,630	1	4,520	3.5	13,593
Agricultural economist	11	49,500	11	49,060	11.7	45,622
Agricultural historian	1	4,410	1	4,300	1	3,800
Agricultural program analyst					0.2	850
Information specialist	2	9,250	2	9,040	2	7,600
Legislative planning analyst	1	4,520	1	4,300	1	3,500
Social science analyst	2	8,820	1	4,300	2.5	9,794
Social scientist					0.1	464
Statistical analyst	1	4,410	1	4,300	1	3,811
Grade 3. Range \$3,640 to \$4,300:						
Agricultural economics statistician	5	18,750	5	18,750	4.1	13,450
Agricultural economist	12	45,820	12	44,750	14.5	46,553
Agricultural historian	1	3,750	1	3,640	0.8	2,550
Information specialist	4	15,110	4	14,890	4.1	13,483
Social science analyst	2.8	10,530	2.8	10,530	5.4	17,776
Social scientist	2	7,720	2	7,610	1.9	6,240
Statistician	1	3,750	1	3,640	1.4	4,451
Grade 2. Range \$2,980 to \$3,640:	19	58,112	20	60,920	24.1	63,248
Grade 1. Range \$2,320 to \$2,980:	13	31,040	16	37,998	11.5	23,262
Subprofessional service:						
Grade 7. Range \$2,650 to \$3,310:	1	2,870	1	2,760	1.1	2,540
Grade 5. Range \$2,100 to \$2,496:	1	2,232	1	2,166	1	1,800
Crafts, protective, and custodial service:						
Grade 6. Range \$2,166 to \$2,562:	1	2,298	1	2,232	1	1,875
Grade 4. Range \$1,770 to \$2,166:	1	1,902	1	1,836	1	1,545
Grade 3. Range \$1,572 to \$1,902:	4	6,618	4	6,618	4.5	6,175
Grade 2. Range \$1,440 to \$1,770:	5	7,464	5	7,464	7	8,874
Total permanent, departmental	484.8	1,562,273	497.8	1,572,008	490.1	1,364,499
Temporary employment, departmental	1	1,800	4	6,816	1.8	2,574
Overtime pay, departmental				31,325		236,428
All personal services, departmental	485.8	1,564,073	501.8	1,610,149	491.9	1,603,501
<b>PERSONAL SERVICES, FIELD</b>						
Clerical, administrative, and fiscal service:	Man-	Total	Man-	Total	Man-	Total
Grade 6. Range \$2,650 to \$3,310:	years	salary	years	salary	years	salary
Grade 5. Range \$2,320 to \$2,980:	10	24,140	10	23,640	3.7	7,803
Grade 4. Range \$2,100 to \$2,496:	20	46,000	27	58,218	29	52,982
Grade 3. Range \$1,902 to \$2,298:	17	33,000	17	32,730	16.4	27,323
Grade 2. Range \$1,704 to \$2,100:	4	6,900	4	6,816	4.1	6,060
Grade 1. Range \$1,506 to \$1,902:	1	1,836	1	1,770	1	1,373
Professional service:						
Grade 7. Range \$7,175 to \$8,225:						
Regional representative	1	7,963	1	7,700	1	7,000
Grade 6. Range \$6,230 to \$7,070:						
Regional representative	6	39,670	6	39,670	5.8	34,333
Grade 5. Range \$5,180 to \$6,020:						
Agricultural economist	16	87,908	16	86,646	18.1	87,536
Social science analyst	4	21,420	4	21,420	4.5	21,646
Social scientist	1	5,495	1	5,390	1	4,600
Water planning analyst	1	5,390	1	5,180	1	4,600
Grade 4. Range \$4,300 to \$5,180:						
Agricultural economist	25	111,730	25	109,550	25	96,978
Social science analyst	7	30,760	7	30,760	7.6	29,253
Social scientist	1	4,520	1	4,300	0.2	1,087
Water planning analyst	2	9,260	2	9,040	2.5	9,770
Grade 3. Range \$3,640 to \$4,300:						
Agricultural economist	27	102,200	27	101,090	29.5	95,961
Social science analyst	5	19,500	10	37,060	10.2	32,842
Water planning analyst	3	11,250	3	11,250	2.6	8,500

By objects	Obligations					
	Estimate, 1947		Estimate, 1946		Actual, 1945	
	Man-years	Total salary	Man-years	Total salary	Man-years	Total salary
<b>PERSONAL SERVICES, FIELD—continued</b>						
Professional service—Continued						
Grade 2. Range \$2,980 to \$3,640	15	\$46,800	15	\$45,800	15	\$40,206
Grade 1. Range \$2,320 to \$2,980	8	18,670	8	18,670	5.7	11,918
Subprofessional service:						
Grade 6. Range \$2,330 to \$2,980	1	2,540	1	2,430	1	2,000
Grade 4. Range \$1,802 to \$2,298	1	1,968	1	1,902	0.8	1,437
Total permanent, field	177	641,740	189	663,682	186.4	586,946
Temporary employment, field	10	17,000	12	20,333	15	21,000
W. A. E. employment, field	11	16,676	7	11,000	8	11,520
Overtime pay, field				14,675		108,294
All personal services, field	198	675,416	208	709,690	209.4	728,360
01 Personal services (net)	683.8	2,239,489	709.8	2,319,839	701.3	2,331,861
<b>OTHER OBLIGATIONS</b>						
02 Travel		165,000		168,465		159,890
03 Transportation of things		4,525		4,525		4,307
04 Communication services		23,000		23,000		23,156
05 Rents and utility services		38,361		38,371		38,212
06 Printing and binding						49
07 Other contractual services		51,000		51,000		55,458
08 Supplies and materials		21,000		21,000		21,469
09 Equipment		11,475		8,000		8,213
Total other obligations		314,361		314,361		310,754
Grand total obligations		2,553,850		2,634,200		2,642,615
Reimbursements for services performed		-73,700		-75,000		-68,233
Transferred to "Salaries and expenses, Office of Information, Department of Agriculture"						+2,125
Received by transfer from—"Salaries and expenses, War Food Administration, Department of Agriculture"				-66,700		-130,000
Commodity Credit Corporation		-71,150		-72,560		-62,933
Federal Farm Mortgage Corporation						-62,444
Net total obligations		2,409,000		2,420,000		2,331,130
Covered into Treasury as miscellaneous receipts, Public Law 529						+840
Excess of obligations over appropriation due to Public Law 106				-310,000		
Estimated savings, unobligated balance						43,266
Total estimate or appropriation		2,409,000		2,110,000		2,375,236
<b>BY PROJECTS OR FUNCTIONS</b>						
1. Economics of production		\$1,238,883		\$1,173,340		\$1,044,130
2. Prices, income, and marketing		647,000		597,000		534,101
3. Farm population and manpower		334,000		384,000		344,972
4. Program analysis and service		260,267		360,267		316,367
5. Services performed for other agencies		73,700		73,593		58,263
6. Overtime pay				46,000		344,722
Grand total obligations		2,553,850		2,634,200		2,642,615
Adjustments (see objects schedule for detail)		-144,850		-524,200		-267,379
Total estimate or appropriation		2,409,000		2,110,000		2,375,236

Crop and livestock estimates: For collecting, compiling, abstracting, analyzing, summarizing, interpreting, and publishing data relating to agriculture, including crop and livestock estimates, acreage, yield, grades, staples of cotton, stocks, and value of farm crops and numbers, grades, and value of livestock and livestock products on farms, [in cooperation with the Extension Service and other Federal, State, and local agencies,] and for the collection and publication of statistics of peanuts as provided by the Act approved June 24, 1936, as amended May 12, 1938 (7 U. S. C. 951-957), [ \$1,520,000, together with such amounts from other appropriations or authorizations as are provided in the schedules in the Budget for the current fiscal year for such salaries and expenses, which several amounts or portions thereof, as may be determined by the Secretary, not exceeding a total of \$149,000, shall be transferred to and made a part of this appropriation: *Provided, however,* That if the total amounts of such appropriations or authorizations for the current fiscal year shall at any time exceed or fall below the amounts estimated, respectively, therefor in the Budget for such year, the amounts transferred or to be transferred therefrom to this appropriation and the amount which may be expended for personal services in the District of Columbia shall be increased or decreased in such amounts as the Director of the Bureau of the Budget, after a hearing thereon with representatives of the Department, shall determine are appropriate to the requirements as changed by such reductions or increases in such appropriations or authorizations ] \$2,144,000: *Provided [further],* That no part of the funds herein appropriated shall be available for any expense incident to ascertaining, collating, or publishing a report

stating the intention of farmers as to the acreage to be planted in cotton [ *Provided further,* That ], or for estimates of apple production [ shall be confined to ] for other than the commercial crop. (7 U. S. C. 411a, 411b, 475-476; Act of May 5, 1945, Public Law 52.)

Estimate 1947, \$2,144,000      Appropriated 1946, \$1,520,000

By objects	Obligations					
	Estimate, 1947		Estimate, 1946		Actual, 1945	
	Man-years	Total salary	Man-years	Total salary	Man-years	Total salary
<b>PERSONAL SERVICES, DEPARTMENTAL</b>						
Clerical, administrative, and fiscal service:						
Grade 11. Range \$4,300 to \$5,180:						
Administrative officer	1	\$4,630	1	\$4,520	1	\$3,500
Grade 7. Range \$2,980 to \$3,640	3	9,270	3	9,270	1.5	4,045
Grade 6. Range \$2,650 to \$3,320	5	14,130	5	14,130	3.6	8,522
Grade 5. Range \$2,320 to \$2,980	19.3	46,846	19	45,950	13.1	27,326
Grade 4. Range \$2,100 to \$2,496	45.7	99,634	45	98,061	33.6	62,460
Grade 3. Range \$1,902 to \$2,298	51	161,230	47	93,222	34.9	57,590
Grade 2. Range \$1,704 to \$2,100	11	19,836	9	16,428	10.7	16,764
Grade 1. Range \$1,506 to \$1,902					0.4	504
Professional service:						
Grade 7. Range \$7,175 to \$8,225:						
Head of division	1	7,831	1	7,700	1.2	8,050
Grade 6. Range \$6,230 to \$7,070:						
Agricultural statistician	6	38,630	6	38,430	6.2	37,650
Assistant head of division	1	6,545	1	6,440	1	5,600
Livestock statistician	1	7,070	1	6,800	1	6,200
Grade 5. Range \$5,180 to \$6,020:						
Agricultural statistician	11.2	59,825	11	58,660	13	59,976
Analyst	1	5,320	1	5,180	0.7	3,220
Economist	1	6,020	1	6,020	0.3	1,380
Grade 4. Range \$4,300 to \$5,180:						
Agricultural statistician	12.3	54,810	11	48,620	10.8	42,476
Economist	2	8,600	2	8,600		
Secretary, crop reporting board	1	4,630	1	4,520	1	3,800
Grade 3. Range \$3,640 to \$4,300:						
Agricultural statistician	6.2	23,518	4	15,110	6.4	20,870
Analyst	5	18,470	5	18,420	1.1	3,520
Economist	2	7,280	2	7,280		
Grade 2. Range \$2,980 to \$3,640	12.8	40,434	11	34,320	7.1	18,996
Grade 1. Range \$2,320 to \$2,980	3	7,180	3	7,180	0.6	1,255
Subprofessional service:						
Grade 7. Range \$2,650 to \$3,320	1	2,980	1	2,870	1	2,275
Crafts, protective, and custodial service:						
Grade 3. Range \$1,572 to \$1,902	3	4,848	3	4,848	1.9	2,635
Grade 2. Range \$1,440 to \$1,770	1	1,440	1	1,440	0.8	1,078
Total permanent, departmental	207.5	601,127	195	564,082	162.9	400,092
Temporary employment, departmental	6	13,000	5	7,600	5	6,888
W. A. E. employment, departmental	4	7,350	2	3,000		
Overtime pay, departmental				12,320		73,181
All personal services, departmental	217.5	621,477	202	586,402	167.9	480,161
<b>PERSONAL SERVICES, FIELD</b>						
Clerical, administrative, and fiscal service:						
Grade 7. Range \$2,980 to \$3,640	1	3,145	1	3,090	1.4	3,818
Grade 5. Range \$2,320 to \$2,980	5	12,211	5	12,110	5.2	10,837
Grade 4. Range \$2,100 to \$2,496	26	56,664	26	56,544	32	60,734
Grade 3. Range \$1,902 to \$2,298	57	109,642	48	91,124	72.4	122,322
Grade 2. Range \$1,704 to \$2,100	147	254,258	125	215,998	118.4	178,285
Grade 1. Range \$1,506 to \$1,902	12.5	20,490	12	19,644	7.1	9,316
Professional service:						
Grade 6. Range \$6,230 to \$7,070:						
Agricultural statistician	3.5	23,580	3.5	23,580	4	23,767
Grade 5. Range \$5,180 to \$6,020:						
Agricultural statistician	36	191,720	36	190,560	34.9	162,008
Analyst	1	5,320	1	5,180	0.1	767
Economist	6	32,700	6	32,550	1.5	7,200
Grade 4. Range \$4,300 to \$5,180:						
Agricultural statistician	25.9	116,938	25	112,848	28	110,548
Analyst	1	4,630	1	4,520	0.2	760
Economist	2	8,950	2	8,820	0.5	1,900
Grade 3. Range \$3,640 to \$4,300:						
Agricultural statistician	26.5	102,400	23	89,300	24	77,720
Analyst	4	15,274	4	15,220	0.9	3,084
Economist	4	14,960	4	14,860	0.8	2,710
Grade 2. Range \$2,980 to \$3,640	45.6	138,168	32	97,290	23.9	64,689
Grade 1. Range \$2,320 to \$2,980	11.1	26,240	9	21,270	8.1	17,521
Crafts, protective, and custodial service:						
Grade 3. Range \$1,572 to \$1,902					0.8	1,137
Grade 2. Range \$1,440 to \$1,770					0.7	980
Unclassified:						
Agent	10.5	10,500	10.5	10,500	10.1	10,709
Total permanent, field	425.6	1,147,828	374	1,025,478	375	870,831
Temporary employment, field	26	38,200	6	8,200	3.1	4,198
W. A. E. employment, field	27	42,911	13	20,231	10	16,609
Overtime pay, field				22,680		171,857
All personal services, field	478.6	1,228,939	393	1,076,589	388.1	1,063,495
01 Personal services (net)	696.1	1,850,416	595	1,662,991	546	1,543,656
<b>OTHER OBLIGATIONS</b>						
02 Travel		120,000		95,000		90,990
03 Transportation of things		7,800		7,000		6,736
04 Communication services		33,550		31,000		31,308
05 Rents and utility services		37,000		32,000		33,327
07 Other contractual services		55,234		48,734		109,593

**BUREAU OF AGRICULTURAL ECONOMICS—Continued**  
**Salaries and Expenses, Bureau of Agricultural Economics—Con.**

By objects	Obligations		
	Estimate, 1947	Estimate, 1946	Actual, 1945
OTHER OBLIGATIONS—continued			
08 Supplies and materials.....	\$51,000	\$46,000	\$53,207
09 Equipment.....	23,000	15,000	9,630
Total other obligations.....	327,584	274,734	334,791
Grand total obligations.....	2,178,000	1,937,725	1,878,447
Reimbursements for services performed Received by transfer from "Salaries and expenses, War Food Administration, Department of Agriculture".....	-34,000	-35,000	-28,335
		-165,725	-175,000
Net total obligations.....	2,144,000	1,737,000	1,675,112
Covered into Treasury as miscellaneous receipts, Public Law 529.....			+1,240
Excess of obligations over appropriation due to Public Law 106.....		-217,000	
Estimated savings, unobligated balance.....			58,648
Total estimate or appropriation.....	2,144,000	1,520,000	1,735,000

**Special Research Fund, Department of Agriculture (Bureau of  
Agricultural Economics)—**

By objects	Obligations		
	Estimate, 1947	Estimate, 1946	Actual, 1945
<i>Special researches on economic factors affecting the farm industry</i>			
<b>PERSONAL SERVICES, DEPARTMENTAL</b>			
Clerical, administrative, and fiscal service:			
Grade 4 Range \$2,100 to \$2,496.....	3	\$7,092	3
Grade 3 Range \$1,902 to \$2,298.....	1	1,902	1
Professional service:			
Grade 6 Range \$6,230 to \$7,070:			
Agricultural economist.....	1	6,440	1
Grade 5 Range \$5,180 to \$6,020:			
Agricultural economist.....	1	5,390	1
Grade 4 Range \$4,300 to \$5,180:			
Agricultural economist.....	3	13,340	3
Grade 3 Range \$3,640 to \$4,300:			
Agricultural economist.....			0.9
Total permanent, departmental.....	9	34,164	9
Temporary employment, departmental.....	1	1,210	1
Overtime pay, departmental.....		574	
All personal services, departmental.....	10	35,948	12
			37,722
<b>PERSONAL SERVICES, FIELD</b>			
Clerical, administrative, and fiscal service:			
Grade 3 Range \$1,902 to \$2,298.....	1	2,034	1
Professional service:			
Grade 5 Range \$5,180 to \$6,020:			
Agricultural statistician.....	0.5	2,695	0.5
Grade 3 Range \$3,640 to \$4,300:			
Agricultural statistician.....	0.2	728	0.2
Unclassified:			
Agent.....	10	14,070	10
Total permanent, field.....	11.7	19,527	11.7
Temporary employment, field.....	0.3	474	0.3
Overtime pay, field.....		289	
All personal services, field.....	12	20,001	12
			20,290
01 Personal services (net).....	22	55,375	24
			57,918
<b>OTHER OBLIGATIONS</b>			
02 Travel.....	3,000	3,000	1,788
03 Transportation of things.....	25	25	8
04 Communication services.....	70	70	2
05 Rents and utility services.....	200	200	1,346
06 Printing and binding.....	1,000	1,000	
07 Other contractual services.....	65	65	46
08 Supplies and materials.....	120	120	796
09 Equipment.....	100	100	
Total other obligations.....	4,580	4,580	3,986
Grand total obligations.....	59,955	60,818	61,904
Reimbursements for services performed Allotted from "Special research fund, Department of Agriculture".....	-59,955	-60,818	-61,700
Covered into Treasury as miscellaneous receipts, Public Law 529.....			+5
Estimated savings, unobligated balance.....			859
Total estimate or appropriation.....			

**Working Funds, Agriculture, Bureau of Agricultural Economics—**

By objects	Obligations		
	Estimate, 1947	Estimate, 1946	Actual, 1945
<b>PERSONAL SERVICES, DEPARTMENTAL</b>			
Clerical, administrative, and fiscal service:			
Grade 9 Range \$3,640 to \$4,300:			
Clerk.....			0.2
Grade 7 Range \$2,980 to \$3,640.....			0.2
Grade 5 Range \$2,320 to \$2,980.....		0.5	\$1,215
Grade 4 Range \$2,100 to \$2,496.....		0.9	1,949
Grade 3 Range \$1,902 to \$2,298.....		3	5,772
Grade 2 Range \$1,704 to \$2,100.....		4.8	8,244
Professional service:			
Grade 7 Range \$7,175 to \$8,225:			
Head of division.....			0.1
Grade 6 Range \$6,230 to \$7,070:			
Agricultural statistician.....			0.3
Social science analyst.....		0.2	1,246
Grade 5 Range \$5,180 to \$6,020:			
Agricultural statistician.....			0.1
Social science analyst.....		0.5	2,590
Grade 4 Range \$4,300 to \$5,180:			
Agricultural statistician.....		0.5	2,150
Social science analyst.....			0.3
Grade 3 Range \$3,640 to \$4,300:			
Agricultural statistician.....		0.5	1,820
Social science analyst.....		0.2	802
Grade 2 Range \$2,980 to \$3,640.....		0.2	684
Grade 1 Range \$2,320 to \$2,980.....		0.5	1,160
Crafts, protective, and custodial service:			
Grade 3 Range \$1,572 to \$1,902.....			0.1
Grade 2 Range \$1,440 to \$1,770.....			0.1
Total permanent, departmental.....		11.8	27,632
Part-time employment, departmental.....			1
Overtime pay, departmental.....			3,621
All personal services, departmental.....		11.8	31,253
			18.9
<b>PERSONAL SERVICES, FIELD</b>			
Clerical, administrative, and fiscal service:			
Grade 11 Range \$4,300 to \$5,180:			
Business analyst.....		1	4,300
Grade 9 Range \$3,640 to \$4,300:			
Business analyst.....		0.5	1,850
Grade 7 Range \$2,980 to \$3,640.....		0.5	1,510
Grade 5 Range \$2,320 to \$2,980.....		2.5	5,836
Grade 4 Range \$2,100 to \$2,496.....		1.1	2,310
Grade 3 Range \$1,902 to \$2,298.....		6.7	13,304
Grade 2 Range \$1,704 to \$2,100.....		2	3,490
Grade 1 Range \$1,506 to \$1,902.....			
Professional service:			
Grade 6 Range \$6,230 to \$7,070:			
Regional agricultural analyst.....		0.5	3,310
Grade 5 Range \$5,180 to \$6,020:			
Agricultural economist.....		0.5	2,902
Agricultural statistician.....			0.5
Social science analyst.....		0.2	1,036
Grade 4 Range \$4,300 to \$5,180:			
Social science analyst.....			1.1
Grade 3 Range \$3,640 to \$4,300:			
Agricultural economist.....			0.8
Agricultural program analyst.....			0.2
Agricultural statistician.....			0.8
Social science analyst.....		0.2	728
Grade 2 Range \$2,980 to \$3,640.....		0.7	2,155
Grade 1 Range \$2,320 to \$2,980.....			1.6
Crafts, protective, and custodial service:			
Grade 3 Range \$1,572 to \$1,902.....			0.2
Total permanent, field.....		16.4	42,731
Temporary employment, field.....			5
W. A. E. employment, field.....		1.5	2,880
Overtime pay, field.....			2,335
All personal services, field.....		17.9	47,946
			92.9
01 Personal services (net).....		29.7	79,199
			111.8
<b>OTHER OBLIGATIONS</b>			
02 Travel.....		5,000	17,986
03 Transportation of things.....		25	28
04 Communication services.....		200	166
06 Printing and binding.....		250	515
07 Other contractual services.....			73,000
08 Supplies and materials.....		525	2,793
Total other obligations.....		6,000	94,488
Grand total obligations.....		85,199	360,038
Advanced from—			
Bureau of the Census.....		-1,000	-51,000
Department of the Interior.....		-15,000	-23,425
Federal Communications Commission.....		-10,000	-15,000
Federal Crop Insurance Corporation.....			-55,000
Office of Price Administration.....		-19,500	-59,379
Treasury Department.....			-80,000
War Department.....			-6,500
Prior year balance available in 1945.....			-109,433
1945 balance available in 1946.....		-39,699	+39,699
Total estimate or appropriation.....			

By projects or functions	Obligations			By projects or functions	Obligations		
	Estimate, 1947	Estimate, 1946	Actual, 1945		Estimate, 1947	Estimate, 1946	Actual, 1945
1. Statistics on prices received by farmers for specified agricultural products, farm value, and other data (Bureau of the Census).....		\$14,774	\$23,506	8. Collecting and analyzing data on acreages and yields, by counties, and on wheat, cotton, corn, and other products for the Federal Crop Insurance Corporation (Department of Agriculture).....		\$1,465	\$43,573
2. Planning and developing new methods of procuring agricultural data (Bureau of the Census).....		1,314	88,219	9. Study of the problems of radio program service to rural areas (Federal Communications Commission).....		21,800	1,050
3. Research on character, scope, and organization of the Central Valley and Yuma Mesa projects of the Bureau of Reclamation (Interior Department).....		15	23,741	10. Study of veterans readjustment to civilian employment for quartermaster's service (War Department).....		1,747	4,080
4. Study of the development of food products industries in the Columbia Basin (Interior Department).....		14,400		11. Overtime pay.....		5,956	46,427
5. Study of major agricultural economic situations, conditions, and possibilities, particularly in region 5 of Bureau of Reclamation (Interior Department).....		2	8,467	Grand total obligations.....		\$5,199	360,038
6. Collecting and analyzing statistics on dairy products (Office of Price Administration).....		17,747	52,867	Adjustments (see objects schedule for detail).....		-85,199	-360,038
7. Studies of the effectiveness of the various methods of selling war bonds and factors affecting the sale of bonds and related information (Treasury Department).....		5,979	68,108	Total estimate or appropriation.....			

Total, Bureau of Agricultural Economics, annual appropriations, general account:

Estimate 1947, \$4,553,000      Appropriated 1946, \$3,630,000

Statement of proposed expenditures for purchase, maintenance, repair, and operation of passenger-carrying vehicles for the fiscal year ending June 30, 1947

BUREAU OF AGRICULTURAL ECONOMICS

Appropriation	Vehicles (motor unless otherwise indicated) to be purchased		Old vehicles to be exchanged		Net cost of vehicles to be purchased	Old vehicles still to be used	Total maintenance, repair, and operation, all vehicles	Public purpose and users
	Number	Gross cost	Number	Allowance (estimated)				
Salaries and expenses, Bureau of Agricultural Economics, economic investigations.....	7	\$7,350	4	\$1,200	\$6,150	8	\$3,750	For use of research specialists engaged in field work on farm management and land use problems at various points throughout the United States.
Salaries and expenses, Bureau of Agricultural Economics, crop and livestock estimates.....	9	9,450	5	1,500	7,950	24	8,250	For use of statistician in charge of the preparation of crop and livestock estimates in important agricultural areas.
Total.....	16	16,800	9	2,700	14,100	32	12,000	

OFFICE OF FOREIGN AGRICULTURAL RELATIONS

Salaries and Expenses, Office of Foreign Agricultural Relations—

Salaries and expenses: For carrying out the functions of the Secretary under the Act of June 5, 1930, as amended (7 U. S. C. 541-545), [independently and in cooperation with other branches of the Government, State agencies, purchasing and consuming organizations and persons engaged in the production, transportation, marketing, and distribution of farm and food products,] and for enabling the Secretary to coordinate and integrate activities of the Department in connection with foreign agricultural work, including the employment of persons and means in the District of Columbia and elsewhere, the purchase, maintenance, repair and operation of one passenger automobile in the District of Columbia, and the purchase of [such] books and periodicals and not to exceed \$500 for newspapers [as may be necessary in connection with this work, \$500,000], \$650,000. (5 U. S. C. 511-512, 573; Act of May 5, 1945, Public Law 52.)

Annual appropriation, general account:

Estimate 1947, \$650,000      Appropriated 1946, \$500,000

By objects	Obligations			
	Estimate, 1947	Estimate, 1946	Actual, 1945	
<b>PERSONAL SERVICES, DEPARTMENTAL</b>				
Clerical, administrative, and fiscal service:	Man- years	Total salary	Man- years	
Grade 12. Range \$5,180 to \$6,020:			Total salary	
Administrative officer.....	1	\$5,180	0.2	
Grade 11. Range \$4,300 to \$5,180:			Man- Total	
Administrative assistant.....	1	4,300	0.6	2,150
Grade 9. Range \$3,640 to \$4,300:				
Head, fiscal section.....	1	3,640	0.3	1,692
Chief, personnel section.....	1	3,640	0.6	1,820
Grade 8. Range \$3,310 to \$3,970.....	1	3,530	1.4	5,033
Grade 7. Range \$2,650 to \$3,640.....	7	22,250	5	16,148
Grade 6. Range \$2,650 to \$3,310.....	7.5	20,535	4	11,074
Grade 5. Range \$2,100 to \$2,980.....	19	47,414	19	46,250
Grade 4. Range \$2,100 to \$2,486.....	35	78,448	35	77,569
Grade 3. Range \$1,602 to \$2,298.....	21	41,196	21	40,785
Grade 2. Range \$1,704 to \$2,100.....	1	1,770	1	1,736

By objects	Obligations			
	Estimate, 1947	Estimate, 1946	Actual, 1945	
<b>PERSONAL SERVICES, DEPARTMENTAL—CON.</b>				
Professional service:	Man- years	Total salary	Man- years	
Grade 8. Range \$8,750 to \$9,800:			Total salary	
Director.....	1	\$9,275	1	
Associate director.....	1	8,750	0.5	
Chief, commodities branch.....	1	8,750	0.8	
Chief, regional branch.....	1	9,013	1	
Grade 7. Range \$7,175 to \$8,225:			Man- Total	
Assistant director.....	1	7,700	1.2	8,163
International commodity specialist, agricultural machinery.....			0.6	3,953
International commodity specialist, fertilizer.....			1	7,438
International commodity specialist, fruits and vegetables.....	1	7,438	1	7,438
International commodity specialist, livestock products.....	1	7,438	1	7,438
International commodity specialist, sugar and seeds.....	1	7,438	1	7,438
International commodity specialist, tobacco.....	1	7,438	1	7,175
International commodity specialist, vegetable fibers.....	1	7,438	1	7,438
International commodity specialist, grains and oil seeds.....	1	7,438	1	7,395
Division head, international economic studies.....	1	7,438	1	7,438
Division head, regional branch.....	1	7,175		
Assistant chief of branch.....			0.5	3,139
Grade 6. Range \$6,250 to \$7,070:				
Liaison officer.....	1	7,070	1	7,070
Special assistant to director.....			0.3	1,867
Assistant to chief of branch.....			1	6,440
Commodity specialist.....	4	25,770	4	25,752
Foreign country specialist.....	2	12,460	2	12,460
Economic geographer.....	1	6,440	1	6,440
Assistant chief, information.....			1	5,600
Grade 5. Range \$5,180 to \$6,020:				
Commodity specialist.....	5	26,740	5	26,651
Foreign country specialist.....	2	10,780	2	10,780
Information specialist.....	1	6,180	1	5,180
Grade 4. Range \$4,300 to \$5,180:				
Commodity specialist.....	3	13,570	2	9,040
Foreign country specialist.....	4	17,730	3.4	14,957
Information specialist.....	2	9,040	2	9,040

**OFFICE OF FOREIGN AGRICULTURAL RELATIONS—Con.**  
**Salaries and Expenses, Office of Foreign Agricultural Relations—**  
**Continued**

By objects	Obligations					
	Estimate, 1947		Estimate, 1946		Actual, 1945	
<b>PERSONAL SERVICES, DEPARTMENTAL—COD.</b>	Man- years	Total salary	Man- years	Total salary	Man- years	Total salary
Professional service—Continued						
Grade 3. Range \$3,640 to \$4,300:						
Commodity specialist	6	\$23,070	6	\$22,740	2.4	\$7,632
Foreign country specialist	5	19,150	3.9	14,911	0.7	2,356
Information specialist					0.4	1,333
Grade 2. Range \$2,980 to \$3,640:	6	19,530	3	10,490	6.6	17,745
Grade 1. Range \$2,320 to \$2,980:	8	20,290	8	19,978	6.2	13,193
Subprofessional service:						
Grade 7. Range \$2,650 to \$3,310:	1	2,760	1	2,713	0.7	1,634
Grade 6. Range \$2,320 to \$2,980:	2	4,750	2	4,750	1.4	2,822
Crafts, protective, and custodial service:						
Grade 3. Range \$1,572 to \$1,902:	1	1,638	1	1,580	0.3	330
Grade 2. Range \$1,440 to \$1,770:	6	8,706	5	7,206	3.2	3,807
Total permanent, departmental	168.5	569,316	154.4	516,779	124.0	359,789
Temporary employment, departmental					1.4	2,694
Part-time employment, departmental	0.6	3,717	0.6	3,717	1	2,035
Overtime pay, departmental						60,597
All personal services, departmental	169.1	573,033	155	529,129	126.4	425,115
<b>PERSONAL SERVICES, FIELD</b>						
Clerical, administrative, and fiscal service:						
Grade 13. Range \$6,230 to \$7,070:						
Commodity specialist	1	6,650	1	6,650	1	5,900
W. O. C. employment, field	1	0	1	0	1	0
Overtime pay, field						628
All personal services, field	2	6,650	2	6,710	2	6,528
01 Personal services (net)	171.1	579,683	157	535,839	128.4	431,643
<b>OTHER OBLIGATIONS</b>						
02 Travel		22,000		15,500		7,950
03 Transportation of things		5,000		3,500		3,350
04 Communication services		11,500		9,500		9,000
07 Other contractual services		15,000		12,500		11,700
08 Supplies and materials		7,317		3,661		2,460
09 Equipment		9,500		4,500		9,823
Total other obligations		70,317		49,161		44,233
Grand total obligations		650,000		585,000		475,926
Reimbursements for services performed						-9,819
Net total obligations		650,000		585,000		466,107
Covered into Treasury as miscellaneous receipts, Public Law 529						+340
Excess of obligations over appropriation due to Public Law 106				-85,000		
Estimated savings, unobligated balance						15,058
Total estimate or appropriation		650,000		500,000		481,505

**Exportation and Domestic Consumption of Agricultural Commodities, Department of Agriculture (Office of Foreign Agricultural Relations)—**

By objects	Obligations					
	Estimate, 1947		Estimate, 1946		Actual, 1945	
<i>Services required in the administration of sec. 32 of the act of Aug. 24, 1935</i>						
<b>PERSONAL SERVICES, DEPARTMENTAL</b>	Man- years	Total salary	Man- years	Total salary	Man- years	Total salary
Clerical, administrative, and fiscal service:						
Grade 13. Range \$6,230 to \$7,070:						
Commodity specialist	1	\$6,440	1	\$6,440	1	\$5,600
Grade 12. Range \$5,180 to \$6,020:						
Administrative officer			0.8	4,042	1	4,600
Grade 6. Range \$2,650 to \$3,310:	2	5,630	2	5,548	1.9	4,337
Grade 5. Range \$2,320 to \$2,980:	1	2,430	1	2,413	0.9	1,761
Grade 4. Range \$2,100 to \$2,436:	2	4,398	2	4,365	3	5,440
Professional service:						
Grade 7. Range \$7,175 to \$8,225:						
Foreign country specialist	1	7,175	1	7,175	0.1	542
Grade 6. Range \$6,230 to \$7,070:						
Foreign country specialist					0.9	5,133
Grade 5. Range \$5,180 to \$6,020:	1	5,180	1	5,180		
Economist						
Grade 4. Range \$4,300 to \$5,180:	0.9	3,870			1	3,800
Commodity specialist						

By objects	Obligations					
	Estimate, 1947		Estimate, 1946		Actual, 1945	
<i>Services required in the administration of sec. 32 of the act of Aug. 24, 1935—Con.</i>						
<b>PERSONAL SERVICES, DEPARTMENTAL—COD.</b>	Man- years	Total salary	Man- years	Total salary	Man- years	Total salary
Professional service—Continued						
Grade 3. Range \$3,640 to \$4,300:						
Agricultural economist	1	\$3,750	1	\$3,644	0.1	\$133
Grade 2. Range \$2,980 to \$3,640:					0.6	1,639
Total permanent, departmental	9.9	38,873	9.8	38,807	10.5	32,985
Overtime pay, departmental				674		5,394
01 Personal services (net)	9.9	38,873	9.8	39,481	10.5	38,379
<b>OTHER OBLIGATIONS</b>						
04 Communication services						267
08 Supplies and materials		149		215		376
Total other obligations		149		215		643
Grand total obligations		39,022		39,696		39,022
Allotted from "Exportation and domestic consumption of agricultural commodities, Department of Agriculture"		-39,022		-39,606		-40,000
Estimated savings, unobligated balance						978
Total estimate or appropriation						

**Rubber Investigations, Bureau of Plant Industry (Office of Foreign Agricultural Relations)—**

By objects	Obligations					
	Estimate, 1947		Estimate, 1946		Actual, 1945	
<i>Services to be performed in the development of rubber production in the Western Hemisphere</i>						
<b>PERSONAL SERVICES, FIELD</b>	Man- years	Total salary	Man- years	Total salary	Man- years	Total salary
Professional service:						
Grade 5. Range \$5,180 to \$6,020:						
Agriculturist			1	\$5,390	0.1	\$383
Pathologist			1	5,390	0.1	383
Total permanent, field			2	10,780	0.2	766
Overtime pay, field				126		105
Additional pay for foreign service, field				1,078		78
01 Personal services (net)			2	11,984	0.2	949
<b>OTHER OBLIGATIONS</b>						
02 Travel				1,125		
Grand total obligations				13,109		949
Prior year balance available in 1945						-14,058
1945 balance available in 1946				-13,109		+13,109
Total estimate or appropriation						

**Emergency Fund for the President, National Defense (Allotment to Agriculture) (Office of Foreign Agricultural Relations)—**

By objects	Obligations					
	Estimate, 1947		Estimate, 1946		Actual, 1946	
<i>Expenses involved in detailing technical experts to British Ministry of Agriculture on livestock and other food-production problems</i>						
<b>PERSONAL SERVICES, FIELD</b>	Man- years	Total salary	Man- years	Total salary	Man- years	Total salary
Professional service:						
Grade 4. Range \$4,300 to \$5,180:						
Drainage engineer					0.5	\$1,922
Grade 3. Range \$3,640 to \$4,300:						
Drainage engineer					0.8	2,648
Total permanent, field					1.3	4,470
Overtime pay, field						803
01 Personal services (net)					1.3	5,273



By objects	Obligations		
	Estimate, 1947	Estimate, 1946	Actual, 1945
<i>Expenses involved in detailing technical experts to British Ministry of Agriculture on livestock and other food-production problems—Continued</i>			
<b>OTHER OBLIGATIONS</b>			
02 Travel.....			\$3,803
Grand total obligations.....			9,076
Prior year balance available in 1945.....			-13,067
Estimated savings, unobligated balance.....			3,991
Total estimate or appropriation.....			

**Foreign Service Pay Adjustment, Appreciation of Foreign Currencies (Department of Agriculture)—**

By objects	Obligations		
	Estimate, 1947	Estimate, 1946	Actual, 1945
<i>To meet losses sustained by officers and employees of the United States in foreign currencies in relation to the American dollar</i>			
01 Personal services (net).....		\$375	
Received by transfer from appropriation under above title.....		-375	-1,500
Estimated savings, unobligated balance.....			1,500
Total estimate or appropriation.....			

*Statement of proposed expenditures for purchase, maintenance, repair, and operation of passenger-carrying vehicles for the fiscal year ending June 30, 1947*

**OFFICE OF FOREIGN AGRICULTURAL RELATIONS**

Appropriation	Vehicles (motor unless otherwise indicated) to be purchased		Old vehicles to be exchanged		Net cost of vehicles to be purchased	Old vehicles still to be used	Total maintenance, repair, and operation, all vehicles	Public purpose and users
	Number	Gross cost	Number	Allowance (estimated)				
Salaries and expenses, Office of Foreign Agricultural Relations.	1	\$1,050			\$1,050		\$200	To be used by officials of this Office in contacting various embassies and legations of other governments, and in transporting to Beltsville (Agricultural Research Center) foreign visitors who are collaborating in the work of the Office.

**INTERNATIONAL PRODUCTION CONTROL [COMMITTEE] COMMITTEES**

Not to exceed \$12,500 may be expended from the appropriations "Salaries and expenses, Agricultural Adjustment Administration" and "Sugar Act" for the share of the United States as a member of the International Wheat Advisory Committee, the International Sugar Council, or like events or bodies concerned with the reduction of agricultural surpluses or with other objectives of said appropriations, together with traveling and other necessary expenses relating thereto. (5 U. S. C. 570; Act of May 5, 1945, Public Law 52.)

By objects	Obligations					
	Estimate, 1947		Estimate, 1946		Actual, 1945	
	Man-years	Total salary	Man-years	Total salary	Man-years	Total salary
<b>PERSONAL SERVICES, DEPARTMENTAL</b>						
Clerical, administrative, and fiscal service:						
Grade 5. Range \$2,320 to \$2,980.....	1	\$2,430	1	\$2,430	1	\$2,000
Overtime pay, departmental.....				70		433
01 Personal services (net).....	1	2,430	1	2,500	1	2,433
<b>OTHER OBLIGATIONS</b>						
02 Travel.....		3,000		3,000		
11 Grants, subsidies, and contributions.....		7,070		7,000		6,250
Total other obligations.....		10,070		10,000		6,250
Grand total obligations.....		12,500		12,500		8,683
Allotted from—						
"Salaries and expenses, Agricultural Adjustment Administration".....		-8,500		-8,500		-8,500
"Administration of Sugar Act, Department of Agriculture".....		-4,000		-4,000		-4,000
Estimated savings, unobligated balance.....						3,817
Total estimate or appropriation.....						

**EXTENSION SERVICE**

**PAYMENTS TO STATES, HAWAII, ALASKA, AND PUERTO RICO**

**Payments to States, Hawaii, Alaska, and Puerto Rico for Cooperative Agricultural Extension Work—**

For payments to the States, Hawaii, Alaska, and Puerto Rico, for cooperative agricultural extension work as follows:

Capper-Ketcham, Bankhead-Jones, and related Acts: Capper-Ketcham Act, the Act approved May 22, 1928 (7 U. S. C. 343a,

343b), \$1,480,000; Bankhead-Jones Act, section 21, title II, of the Act approved June 29, 1935 (7 U. S. C. 343c), \$12,000,000; Bankhead-Jones Act, section 23, title II, of the Act approved June 29, 1935, as amended by the Act of June 6, 1945 (Public Law 76), \$8,500,000; additional extension work, the Act approved April 24, 1939, as amended (7 U. S. C. 343e-1), \$555,000; Alaska, the Act approved February 23, 1929 (7 U. S. C. 386e), extending the benefits of the Smith-Lever Act to the Territory of Alaska, \$13,950, and section 3 of the Act approved June 20, 1936 (7 U. S. C. 343e), extending the benefits of the Capper-Ketcham Act to the Territory of Alaska, \$10,000, in all, for Alaska, \$23,950; Puerto Rico, the Act approved August 28, 1937 (7 U. S. C. 343f-343g), extending the benefits of section 21 of the Bankhead-Jones Act to Puerto Rico, \$140,000; in all, Capper-Ketcham, Bankhead-Jones, and related Acts, \$14,198,950. \$22,698,950.

[For carrying into effect Public Law 76, Seventy-ninth Congress, approved June 6, 1945, for cooperative agricultural extension work, fiscal year 1946, \$4,500,000.] (Act of May 5, 1945, Public Law 52; Act of July 5, 1945, Public Law 132.)

Estimate 1947, \$22,698,950      Appropriated 1946, \$18,698,950

By objects	Obligations		
	Estimate, 1947	Estimate, 1946	Actual, 1945
11 Grants, subsidies, and contributions:			
Capper-Ketcham Act (act of May 22, 1928).....	\$1,480,000	\$1,480,000	\$1,480,000
Bankhead-Jones Act, sec. 21, title II (act of June 29, 1935).....	12,000,000	12,000,000	12,000,000
Bankhead-Jones Act, sec. 23, title II, of the act approved June 29, 1935, as amended by the act of June 6, 1945 (Public Law 76).....	8,330,000	4,410,000	
Additional extension work (act of Apr. 24, 1939).....	555,000	555,000	555,000
Alaska:			
(Act of Feb. 23, 1929).....	13,950	13,950	13,950
(Act of June 20, 1936).....	10,000	10,000	10,000
Puerto Rico (act of Aug. 28, 1937) ..	140,000	140,000	140,000
Grand total obligations.....	22,528,950	18,608,950	14,198,950
Allotted to "Bankhead-Jones Act, sec. 23, title II (act of June 29, 1935), as amended by the act of June 6, 1945, Public Law 76 (allotted to Federal Extension Service)".....	+170,000	+90,000	
Total estimate or appropriation.....	22,698,950	18,698,950	14,198,950

EXTENSION SERVICE—Continued

SALARIES AND EXPENSES

Salaries and Expenses, Extension Service—

Administration and coordination of extension work: For the employment of persons and means in the District of Columbia and elsewhere to enable the Secretary to administer the provisions of the Smith-Lever Act, approved May 8, 1914 (7 U. S. C. 341-348), and Acts amendatory or supplementary thereto, and to coordinate the extension work of the Department and the several States, Territories, and insular possessions, [including cooperation with other bureaus and offices of the Department, and Federal, State, county, and other agencies, in the development, preparation, and distribution of educational material designed to increase the effectiveness of cooperative extension work as conducted by the Department in cooperation with land-grant colleges, \$697,900] \$776,900, of which amount not to exceed \$543,610, \$620,000 may be expended for personal services in the District of Columbia. (5 U. S. C. 511-512; Act of May 5, 1945, Public Law 52.)

Estimate 1947, \$776,900

Appropriated 1946, \$697,900

By objects	Obligations					
	Estimate, 1947		Estimate, 1946		Actual, 1945	
	Man-years	Total salary	Man-years	Total salary	Man-years	Total salary
<b>PERSONAL SERVICES, DEPARTMENTAL</b>						
Clerical, administrative, and fiscal service:						
Grade 14. Range \$7,175 to \$8,225:						
Assistant director of extension work	1	\$7,438	1	\$7,327	1	\$6,500
Grade 12. Range \$5,180 to \$6,020:						
Administrative officer	1	5,300	1	5,204	0.6	2,900
Grade 11. Range \$4,300 to \$5,180:						
Administrative officer	2	9,040	1	4,622	1.4	5,478
Grade 9. Range \$3,640 to \$4,300:						
Administrative assistant	2	7,940	1.8	7,033	2	6,675
Grade 8. Range \$3,310 to \$3,970	2	7,290	2	7,221	1	3,175
Grade 7. Range \$2,980 to \$3,640	8	25,820	7.3	23,315	6.2	17,358
Grade 6. Range \$2,650 to \$3,310	6	17,990	6	17,694	4.3	11,039
Grade 5. Range \$2,320 to \$2,980	13	34,340	12	31,509	14.6	31,692
Grade 4. Range \$2,100 to \$2,496	47.3	106,788	45.2	102,318	41.3	78,730
Grade 3. Range \$1,902 to \$2,298	22.3	45,978	18.6	37,779	19.1	32,418
Grade 2. Range \$1,704 to \$2,100	4	7,014	4	6,917	4.5	6,605
<b>Professional service:</b>						
Grade 8. Range \$8,750 to \$9,800:						
Director of extension work	1	9,800	1	9,800	1	9,000
Grade 7. Range \$7,175 to \$8,225:						
Assistant director of extension work	1	8,225	1	8,225	1	7,500
Chief, division of field coordination	1	7,963	1	7,892	1	7,000
Chief, division of subject matter	1	7,175	1	7,175	1	7,000
Grade 6. Range \$6,230 to \$7,070:						
Assistant to the director	1	6,440	0.8	5,152	1	5,700
Chief, agricultural and home economics section	1	6,860	1	6,804	1	6,000
Chief, division of extension information	1	6,650	1	6,593	1	5,800
Chief, division of field studies and training	1	7,070	1	6,755	1	5,600
Chief, economics section	1	7,070	1	6,755	1	5,000
Extension agriculturists	2	13,720	2	13,607	2	12,000
Technical analyst	1	6,650	1	6,650	1	5,849
Grade 5. Range \$5,180 to \$6,020:						
Extension agent in home industries	1	5,390	1	5,228	1	4,737
Extension agriculturist	8	46,909	8.5	49,740	7.9	40,517
Extension agricultural economist	5.9	31,650	5.6	31,415	4.6	22,251
Extension agronomist	1	6,020	1	6,020	0.8	4,383
Extension animal husbandman	1	6,020	1	6,020	1	5,400
Extension educationist	1	5,810	1	5,754	1	5,000
Extension entomologist	1	5,810	1	5,754	1	5,000
Extension home economist	8	46,490	8	46,003	7.8	39,266
Extension information specialist	1	5,390	1	5,300	1	4,600
Extension pathologist	1	6,020	1	6,020	1	5,400
Extension poultry husbandman	1	6,020	1	5,964	1	5,200
Extension specialist in home management	1	6,020	1	6,020	1	5,400
Extension specialist in parent education	1	5,810	1	5,754	1	5,000
Extension specialist in visual instruction	1	5,600	1	5,543	1	4,800
Grade 4. Range \$4,300 to \$5,180:						
Extension agricultural economist	1	4,300	0.8	3,440		
Extension agricultural engineer	0.5	2,590	0.5	2,531	0.5	2,200
Extension agricultural research writer	1	4,520	1	4,520	1	3,800
Extension analyst	1	4,300	1	4,300	0.4	1,583
Extension information specialist	1	4,520	1.7	7,521	1	3,800
Extension specialist in visual instruction	1	4,520	1	4,503	1	3,800
Grade 3. Range \$3,640 to \$4,300:						
Extension analyst	1	3,750	1	3,703	1.2	3,883
Extension economist						3,200
Extension information specialist	1	3,750	1	3,750	1	3,200
Grade 2. Range \$2,980 to \$3,640	5	15,560	4.5	13,935	4.2	10,937
Grade 1. Range \$2,320 to \$2,980	1	2,430	1	2,362	0.4	672

By objects	Obligations					
	Estimate, 1947		Estimate, 1946		Actual, 1945	
	Man-years	Total salary	Man-years	Total salary	Man-years	Total salary
<b>PERSONAL SERVICES, DEPARTMENTAL—CON.</b>						
<b>Subprofessional service:</b>						
Grade 6. Range \$2,320 to \$2,980	1	\$2,430	1	\$2,396	1	\$2,029
Grade 5. Range \$2,100 to \$2,496	1	2,166	1	2,105	0.4	665
Grade 4. Range \$1,902 to \$2,298					0.6	914
<b>Crafts, protective, and custodial service:</b>						
Grade 3. Range \$1,572 to \$1,902	2	3,342	1.5	2,548	1.1	1,587
Grade 2. Range \$1,440 to \$1,770	5	7,662	4	5,994	3.9	5,033
Total permanent, departmental	176	619,821	165.8	590,580	157.8	483,876
W. A. E. employment, departmental	0.1	179	0.1	255	0.1	24
W. O. C. employment, departmental		0	2	0	2	0
Overtime pay, departmental				9,634		78,698
All personal services, departmental	178.1	620,000	167.9	600,369	159.9	562,598
<b>PERSONAL SERVICES, FIELD</b>						
<b>Clerical, administrative, and fiscal service:</b>						
Grade 6. Range \$2,650 to \$3,310	0.5	1,325	0.5	1,325		
Grade 4. Range \$2,100 to \$2,496					0.5	1,080
Grade 3. Range \$1,902 to \$2,298	4	8,202	4	8,072	3.4	5,680
<b>Professional service:</b>						
Grade 6. Range \$6,230 to \$7,070:						
Extension agriculturist	1	7,070	1	7,070	1	6,400
Grade 5. Range \$5,180 to \$6,020:						
Extension agricultural economist					0.5	2,389
Extension marketing specialist	1	5,810	1	5,754	1	5,000
Grade 4. Range \$4,300 to \$5,180:						
Extension cotton ginning specialist	2	9,040	2	9,040	3	11,242
Field agent, Negro extension work	2	9,450	2	9,387	1.8	7,020
<b>Unclassified:</b>						
Agent			0.5	1,900	1	3,652
Total permanent, field	10.5	40,927	11	42,548	12.2	42,463
W. A. E. employment, field	0.1	1,240	0.1	1,200	1.5	3,221
Overtime pay, field				631		6,326
All personal services, field	10.6	42,167	11.1	44,379	13.7	52,010
01 Personal services (net)	188.7	662,167	179	644,748	173.6	614,608
<b>OTHER OBLIGATIONS</b>						
02 Travel		56,000		58,500		66,210
03 Transportation of things		34,242		34,242		21,433
04 Communication services		6,000		7,000		7,799
05 Rents and utility services		600		600		281
07 Other contractual services		19,776		23,860		25,998
08 Supplies and materials		2,650		2,650		3,647
09 Equipment		1,500		1,000		890
Total other obligations		120,768		127,852		126,258
Grand total obligations		782,935		772,600		740,866
Reimbursements for services performed		-6,035		-14,700		-7,909
Transferred to "Salaries and expenses, Office of Information, Department of Agriculture"						+5,000
Net total obligations		776,900		757,900		737,957
Covered into Treasury as miscellaneous receipts, Public Law 529						+420
Excess of obligations over appropriation due to Public Law 105				-60,000		
Estimated savings, unobligated balance						47,466
Total estimate or appropriation		776,900		697,900		785,843
<b>BY PROJECTS OR FUNCTIONS</b>						
1. General administration and business service		\$166,258		\$156,657		\$126,430
2. Review and analysis of State budgets, projects, and plans, and examination of State expenditures from Federal payments		57,551		56,821		87,279
3. Planning and coordination of State and county extension work		141,637		137,883		120,745
4. Development of technical subject matter for use by State extension forces		205,710		192,736		176,030
5. Field studies of extension work and the training of extension workers		90,686		88,974		73,812
6. Preparation and distribution of visual material and extension literature to Department and State extension forces		115,058		114,664		94,251
7. Services performed for other agencies		6,035		14,700		7,295
8. Overtime pay				10,165		85,024
Grand total obligations		782,935		772,600		740,866
Adjustments (see objects schedule for detail)		-6,035		-74,700		+44,977
Total estimate or appropriation		776,900		697,900		785,843



**Bankhead-Jones Act, Section 23, Title II (Act of June 29, 1935), as Amended by the Act of June 6, 1945, Public Law 76 (Allotted to Federal Extension Service)—**

By objects	Obligations					
	Estimate, 1947		Estimate, 1946		Actual, 1945	
<i>Federal administration under Bankhead-Jones Act, sec. 23, title II</i>						
<b>PERSONAL SERVICES, DEPARTMENTAL</b>	Man- years	Total salary	Man- years	Total salary	Man- years	Total salary
Clerical, administrative, and fiscal service:						
Grade 7. Range \$2,980 to \$3,640.....	2	\$5,960				
Grade 5. Range \$2,320 to \$2,980.....	2	4,640				
Grade 4. Range \$2,100 to \$2,496.....	6	12,066	3	\$6,396		
Professional service:						
Grade 6. Range \$6,230 to \$7,070:						
Agriculturist, personnel training.....	1	6,230				
Grade 5. Range \$5,180 to \$6,020:						
Extension agriculturist.....	2	10,360				
Extension field agent.....	5.5	28,396	1	5,180		
Extension organization analyst.....	1	5,180	0.8	3,885		
Grade 4. Range \$4,300 to \$5,180:						
Information specialist.....	2	8,820	1	4,350		
Grade 3. Range \$3,640 to \$4,300:						
State extension program analyst.....	1	3,640	0.8	2,727		
Total permanent, departmental.....	22.5	\$5,892	6.6	22,508		
W. A. E. employment, departmental.....	0.1	708	1	7,500		
Overtime pay, departmental.....				210		
All personal services, departmental.....	22.6	86,600	7.6	30,218		
<b>PERSONAL SERVICES FIELD</b>						
Clerical, administrative, and fiscal service:						
Grade 4. Range \$2,100 to \$2,496.....	3	6,300	2	4,428		
Professional service:						
Grade 7. Range \$7,175 to \$8,225:						
Assistant director of extension work.....	6	44,100	4	29,750		
Total permanent, field.....	9	50,400	6	34,178		
W. A. E. employment, field.....			0.8	4,415		
Overtime pay, field.....				189		
All personal services, field.....	9	50,400	6.8	38,782		
01 Personal services (net).....	31.6	137,000	14.4	69,000		
<b>OTHER OBLIGATIONS</b>						
02 Travel.....		25,000		15,000		
04 Communication services.....		2,500		1,500		
07 Other contractual services.....		2,500		2,500		
08 Supplies and materials.....		800		500		
09 Equipment.....		2,200		1,500		
Total other obligations.....		33,000		21,000		
Grand total obligations.....		170,000		90,000		
Allotted from "Payments to States, Hawaii, Alaska, and Puerto Rico for cooperative agricultural extension work".....		-170,000		-90,000		
Total estimate or appropriation.....						

**Salaries and Expenses, War Food Administration, Department of Agriculture (Extension Service)—**

By objects	Obligations					
	Estimate, 1947		Estimate, 1946		Actual, 1945	
<i>Emergency extension work necessary to the successful prosecution of War Food Administration programs</i>						
<b>PERSONAL SERVICES, DEPARTMENTAL</b>	Man- years	Total salary	Man- years	Total salary	Man- years	Total salary
Clerical, administrative, and fiscal service:						
Grade 7. Range \$2,980 to \$3,640.....					0.5	\$1,300
Grade 4. Range \$2,100 to \$2,496.....			3	\$6,300	2.1	3,780
Grade 3. Range \$1,902 to \$2,298.....					0.3	518
Professional service:						
Grade 5. Range \$5,180 to \$6,020:						
Extension agriculturist, 4-H Club work.....					0.7	3,437
Extension agriculturist, home demonstration work.....					0.7	3,003
Extension specialist, clothing.....			1	5,180	1	4,600
Extension specialist, food preservation.....			1	5,180	1	4,612
Extension specialist, garden.....			0.8	3,898		
Extension agronomist, cotton production.....			0.7	3,450		

By objects	Obligations					
	Estimate, 1947		Estimate, 1946		Actual, 1945	
<i>Emergency extension work necessary to the successful prosecution of War Food Administration programs—Continued</i>						
<b>PERSONAL SERVICES, DEPARTMENTAL—CON.</b>						
Professional service—Continued						
Grade 5. Range \$5,180 to \$6,020: Con.						
Extension economist, farm management.....			1.5	\$7,770		
Extension rural sociologist.....			0.8	3,898		
Grade 4. Range \$4,300 to \$5,180:						
Extension home economist.....			2	8,600	1.2	\$4,560
Extension specialist, garden.....						
Grade 3. Range \$3,640 to \$4,300:						
Extension specialist in rural industries.....			1	3,970	1	3,475
Crafts, protective, and custodial service:						
Grade 2. Range \$1,440 to \$1,770.....			0.5	700	0.5	615
Total permanent, departmental.....			12.3	48,946	9	29,900
W. A. E. employment, departmental.....			0.2	962	0.2	1,004
Overtime pay, departmental.....				592		5,034
All personal services, departmental.....			12.5	50,500	9.2	35,938
<b>PERSONAL SERVICES, FIELD</b>						
Clerical, administrative, and fiscal service:						
Grade 4. Range \$2,100 to \$2,496.....					0.2	320
Professional service:						
Grade 7. Range \$7,175 to \$8,225:						
Assistant director of extension work.....					1	6,687
Total permanent, field.....					1.2	7,007
Overtime pay, field.....						672
All personal services, field.....					1.2	7,679
01 Personal services (net).....			12.5	50,500	10.4	43,617
<b>OTHER OBLIGATIONS</b>						
02 Travel.....				9,900		18,135
03 Transportation of things.....				500		418
04 Communication services.....				100		67
07 Other contractual services.....				2,000		966
08 Supplies and materials.....				500		512
11 Grants, subsidies, and contributions.....				65,500		3,876,077
Total other obligations.....				79,500		3,896,175
Grand total obligations.....				130,000		3,939,792
Allotted from "Salaries and expenses, War Food Administration, Department of Agriculture".....				-130,000		-3,939,792
Total estimate or appropriation.....						

**Exportation and Domestic Consumption of Agricultural Commodities, Department of Agriculture (Extension Service)—**

By objects	Obligations					
	Estimate, 1947		Estimate, 1946		Actual, 1945	
<i>Special assistance in connection with the requirements of the Production and Marketing Administration</i>						
<b>PERSONAL SERVICES, DEPARTMENTAL</b>	Man- years	Total salary	Man- years	Total salary	Man- years	Total salary
Clerical, administrative, and fiscal service:						
Grade 4. Range \$2,100 to \$2,496.....	1	\$2,100	1	\$2,100	1	\$1,800
Professional service:						
Grade 5. Range \$5,180 to \$6,020:						
Senior extension agricultural economist.....	1	5,390	1	5,390	1	4,700
Total permanent, departmental.....	2	7,490	2	7,490	2	6,500
Overtime pay, departmental.....				130		1,018
01 Personal services (net).....	2	7,490	2	7,620	2	7,518
<b>OTHER OBLIGATIONS</b>						
02 Travel.....		1,300		1,300		369
Grand total obligations.....		8,790		8,920		7,887
Allotted from "Exportation and domestic consumption of agricultural commodities, Department of Agriculture".....		-8,790		-8,920		-7,900
Estimated savings, unobligated balance.....						13
Total estimate or appropriation.....						

EXTENSION SERVICE—Continued

Farm and Other Private Forestry Cooperation, Department of Agriculture (Extension Service)—

By objects	Obligations					
	Estimate, 1947		Estimate, 1946		Actual, 1945	
	Man- years	Total salary	Man- years	Total salary	Man- years	Total salary
<b>PERSONAL SERVICES, DEPARTMENTAL</b>						
Clerical, administrative, and fiscal service: Grade 4. Range \$2,190 to \$2,496.....	0.5	\$1,248	0.5	\$1,248	0.5	\$1,080
Professional service: Grade 5. Range \$5,180 to \$6,020: Extension forester.....	2	11,620	2	11,564	2	10,100
Total permanent, departmental.....	2.5	12,868	2.5	12,812	2.5	11,180
Overtime pay, departmental.....				201		1,491
All personal services, departmental.....	2.5	12,868	2.5	13,016	2.5	12,671
<b>PERSONAL SERVICES, FIELD</b>						
Unclassified: Agent.....	58	93,026	54	85,935	49	70,057
01 Personal services (net).....	60.5	105,894	56.5	98,951	51.5	82,728
<b>OTHER OBLIGATIONS</b>						
02 Travel.....		2,279		2,279		1,835
Grand total obligations.....		108,173		101,230		84,563
Allotted from "Farm and other private forestry cooperation, Department of Agriculture".....		-108,173		-101,230		-108,380
Estimated savings, unobligated balance.....						23,817
Total estimate or appropriation.....						
<b>BY PROJECTS OR FUNCTIONS</b>						
1. Cooperation with States for extension activities in developing farm forestry under—						
(a) Norris-Dovey Act.....		\$42,407		\$37,407		\$57,302
(b) Clarke-McNary Act, sec. 5.....		65,766		63,619		55,770
2. Overtime pay.....				204		1,491
Grand total obligations.....		108,173		101,230		84,563
Adjustments (see objects schedule for detail).....		-108,173		-101,230		-84,563
Total estimate or appropriation.....						

Working Funds, Agriculture, Extension Service—

By objects	Obligations					
	Estimate, 1947		Estimate, 1946		Actual, 1945	
	Man- years	Total salary	Man- years	Total salary	Man- years	Total salary
<b>PERSONAL SERVICES, DEPARTMENTAL</b>						
Clerical, administrative, and fiscal service: Grade 7. Range \$2,980 to \$3,740.....					0.6	\$1,531
Grade 4. Range \$2,100 to \$2,466.....			1.8	\$3,850	0.6	1,095
Grade 3. Range \$1,902 to \$2,298.....					0.1	207
Professional service: Grade 6. Range \$6,230 to \$7,070: Extension educationist.....			0.3	1,750		
Grade 5. Range \$5,180 to \$6,020: Extension educationist.....			0.3	1,680		
Total permanent, departmental.....			2.4	7,280	1.3	2,833
W. A. E. employment, departmental.....					0.1	60
Overtime pay, departmental.....						623
All personal services, departmental.....			2.4	7,280	1.4	3,516
<b>PERSONAL SERVICES, FIELD</b>						
Unclassified: Agent.....			2	4,529	4.2	9,129
01 Personal services (net).....			4.4	11,809	5.6	12,645
<b>OTHER OBLIGATIONS</b>						
02 Travel.....				2,782		479
07 Other contractual services.....				15,520		
08 Supplies and materials.....				200		
Total other obligations.....				18,502		479
Grand total obligations.....				30,311		13,124
Advanced from—						
Department of the Interior.....				-4,529		-9,500
Treasury Department.....				-25,000		-
The Institute of Inter-American Affairs.....				-3,500		-5,277
1945 balance available in 1946.....				-1,282		+1,282
Estimated savings, unobligated balance.....				4,000		371
Total estimate or appropriation.....						

By projects or functions	Obligations		
	Estimate, 1947	Estimate, 1946	Actual, 1945
1. Special assistance on reclamation projects (Department of the Interior).....		\$4,529	\$9,129
2. Extension training program for Chinese agricultural technicians (Treasury Department).....		21,000	
3. Assistance in placing and training Latin-American trainees in extension work and farm practices (The Institute of Inter-American Affairs).....		4,782	3,372 623
4. Overtime pay.....			
Grand total obligations.....		30,311	13,124
Adjustments (see objects schedule for detail).....		-30,311	-13,124
Total estimate or appropriation.....			

Total, Extension Service, annual appropriations, general account:

Estimate 1947, \$23,475,850      Appropriated 1946, \$19,396,850

Permanent specific appropriation:

Cooperative Agricultural Extension Work—

For the purpose of paying the expenses of cooperative agricultural extension work and the necessary printing and distributing of information in connection with same, the Act of May 8, 1914 (7 U. S. C. 341-348), permanently appropriated \$480,000 for each year, \$10,000 of which is paid annually to each State which has by action of its legislature assented to the provisions of the Act. It also appropriated an additional sum of \$600,000 for the fiscal year following that in which the foregoing appropriation first became available, and for each year thereafter for seven a sum exceeding by \$500,000 the sum appropriated for each preceding year, and for each year thereafter there is permanently appropriated the sum of \$1,100,000 in addition to the sum of \$480,000. The additional sums are allotted annually to each State by the Secretary and paid in the proportion which the rural population of each State bears to the rural population of all the States as determined by the next preceding Federal census, but no payment out of the additional appropriations can be made in any year to any State until an equal sum has been appropriated for that year by the legislature of such State, or provided by State, county, college, local authority, or individual contributions from within the State, for the maintenance of cooperative agricultural extension work. On May 16, 1928 (7 U. S. C. 386-386b), this appropriation was amended to include a permanent allotment to the Territory of Hawaii of \$10,000 plus an additional sum of \$12,935.43, subject to the same terms and conditions as the original Act. The permanent annual appropriation was thereby increased to \$1,602,935.43. Under the 1930 census the amount of money available to Hawaii increased by \$3,160, thereby automatically raising the total amount available under the original Smith-Lever Act by this amount. Under the 1940 census the amount of money available to Hawaii decreased by \$4,701, thereby automatically decreasing the total amount available under the original Smith-Lever Act by this amount. The Act of March 4, 1931 (7 U. S. C. 386d-386f), provides that the Smith-Lever Act and Acts supplementary thereto be increased without diminishing the amount now received by any State or other Territory, to carry out the provisions of this Act in the Territory of Puerto Rico, and specifies that the appropriation for 1933 and subsequent years shall be \$50,000, this amount to be increased by \$10,000 annually, or such part thereof as may be necessary, until the total to which Puerto Rico is entitled under the provisions of this Act is reached. The maximum for Puerto Rico under the 1930 census (\$95,069) was reached during the fiscal year 1938. Under the 1940 census the amount of money available to Puerto Rico increased by \$8,246, thereby automatically increasing the total amount available under the original Smith-Lever Act by this amount. The changes occasioned by the 1940 census result in bringing the total permanent annual appropriation to \$4,704,710. (7 U. S. C. 341-348.)

Estimate 1947, \$4,704,710      Appropriated 1946, \$4,704,710

11 Grants, subsidies, and contributions: Obligations—1947, \$4,704,710; 1946, \$4,704,710; 1945, \$4,704,710.

Total, Extension Service, general account:

Estimate 1947, \$28,180,560      Appropriated 1946, \$24,101,560

AGRICULTURAL RESEARCH ADMINISTRATION

OFFICE OF ADMINISTRATOR

Salaries and Expenses, Office of Administrator, Agricultural Research Administration—

Salaries and expenses: For necessary salaries and expenses of the Office of Administrator, including the salary of the Administrator at **[\$9,200]** \$10,000 per annum, and personal services in the District of Columbia and elsewhere, and for necessary expenses in connection with the maintenance, operation, and furnishing of facilities and services at the Agricultural Research Center, **[\$285,200]** including not to exceed \$15,000 for the construction of a building to house water treatment facilities at the Center, \$460,500: *Provided*, That the appropriation current at the time services are rendered may be reimbursed (by advance credits or reimbursements based on estimated or actual charges) from applicable appropriations, to cover the charges, including handling and other related services, for equipment rentals (including depreciation, maintenance, and repairs); for services, supplies, equipment and materials furnished, stores of which may be maintained at the Center, and for building construction, alteration, and repair performed by the Center in carrying out the purposes of such applicable appropriations and the applicable appropriations may also be charged their proportionate share of the necessary general expenses of the Center not covered by this appropriation: *Provided further*, That the several appropriations of the Agricultural Research Administration shall be available for the construction, alteration, and repair of buildings and improvements: *Provided, however*, That unless otherwise provided, the cost of constructing any one building (excepting headhouses connecting greenhouses) shall not exceed \$5,000, the total amount for construction of buildings costing more than \$2,500 each shall be within the limits of the estimates submitted and approved therefor, and the cost of altering any one building during the fiscal year shall not exceed 2,500 or 2 per centum of the cost of the building as certified by the Research Administrator, whichever is greater. (*6 U. S. C. 511-512, 565a, 673; Act of May 9, 1945, Public Law 52.*)

Annual appropriation, general account:

Estimate 1947, \$460,500      Appropriated 1946, \$285,200

By objects	Obligations					
	Estimate, 1947		Estimate, 1946		Actual, 1945	
<b>PERSONAL SERVICES, DEPARTMENTAL</b>						
Professional service:	Man-	Total	Man-	Total	Man-	Total
Grade 9. In excess of \$9,800:	years	salary	years	salary	years	salary
Research administrator.....	1	\$10,000	1	\$10,000	1.4	\$11,545
Grade 8. Range \$8,750 to \$9,800:						
Assistant research administrator.....	1	8,750	1	8,750	0.8	6,334
Grade 7. Range \$7,175 to \$8,225:						
Publications and information coordinator.....	1	7,438	1.2	8,726	1	6,625
Research coordinator.....	3	22,575	3	22,575	3	20,125
Special assistant in home economics.....	1	8,225	1	8,225	1	7,500
Grade 6. Range \$6,230 to \$7,070:						
Chemical engineer.....	1	6,440	1	6,440	1	5,600
Technologist.....	1	6,440	1	6,440	0.8	4,573
Grade 4. Range \$4,300 to \$5,180:						
Publications specialist.....	1	4,300	1	4,300	0.3	1,109
Clerical, administrative, and fiscal service:						
Grade 13. Range \$6,230 to \$7,070:						
Assistant to research administrator.....	1	6,440	1	6,440	1	5,700
Budget officer.....	1	6,440	1	6,318	0.9	5,164
Grade 12. Range \$5,180 to \$6,020:						
Budget officer.....					0.1	373
Grade 9. Range \$3,640 to \$4,300:						
Administrative officer.....	1	3,640	1	3,640		
Grade 7. Range \$2,980 to \$3,640:						
.....	2	6,180	2	6,033	2.3	6,775
Grade 5. Range \$2,320 to \$2,980:						
.....	5	12,480	4.7	11,844	3.7	8,026
Grade 4. Range \$2,100 to \$2,496:						
.....	6	13,128	6.3	13,501	6.4	11,894
Grade 2. Range \$1,704 to \$2,100:						
.....	1	1,704	1	1,704	0.3	494
Crafts, protective, and custodial service:						
Grade 2. Range \$1,440 to \$1,770:						
.....	0.5	720	0.5	694	0.6	713
Total permanent, departmental.....	27.5	124,900	27.7	125,630	24.6	102,550
Temporary employment, departmental.....	1	2,100	0.4	870		
Overtime pay, departmental.....				1,500		13,037
All personal services, departmental.....	28.5	127,000	28.1	128,000	24.6	115,587
<b>PERSONAL SERVICES, FIELD</b>						
Professional service:						
Grade 6. Range \$6,230 to \$7,070:						
Superintendent, office of operations.....	1	6,450	1	6,395	1	5,600
Grade 5. Range \$5,180 to \$6,020:						
Farm superintendent.....	1	5,390	1	5,334	1	4,600
Horticulturist.....			0.6	4,133	1	5,400
Mechanical engineer.....	2	10,780	2	10,570	1.8	8,433
Grade 4. Range \$4,300 to \$5,180:						
Mechanical engineer in charge of operations.....					0.2	667

By objects	Obligations					
	Estimate, 1947		Estimate, 1946		Actual, 1945	
<b>PERSONAL SERVICES, FIELD—CONTINUED</b>						
Professional service—Continued	Man-	Total	Man-	Total	Man-	Total
Grade 3. Range \$3,640 to \$4,300:	years	salary	years	salary	years	salary
Assistant to farm superintendent.....	1	\$3,750	1	\$3,703	0.6	\$1,911
Civil engineer.....	1	4,080	1	4,053	1	3,475
Construction engineer.....	1	3,640				
Grade 1. Range \$2,320 to \$2,980:						
.....	1	2,540	1	2,540	1	2,100
Clerical, administrative, and fiscal service:						
Grade 12. Range \$5,180 to \$6,020:						
Business manager, office of operations.....	1	5,600	1	5,495	1	4,800
Grade 9. Range \$3,640 to \$4,300:						
Fiscal accountant.....	1	3,750	1	3,750	1	3,200
Personnel officer.....	1	3,850	1	3,860	1	3,300
Purchasing and supply officer.....	1	3,860	1	3,860	1	3,300
Grade 7. Range \$2,980 to \$3,640:						
.....	9	28,580	8.8	27,854	7.3	19,430
Grade 5. Range \$2,320 to \$2,980:						
.....	7	17,340	7	17,184	6.6	13,379
Grade 4. Range \$2,100 to \$2,496:						
.....	12	25,926	10.8	23,166	6.9	13,072
Grade 3. Range \$1,902 to \$2,298:						
.....	16	31,192	14.6	28,414	15.7	25,530
Grade 2. Range \$1,704 to \$2,100:						
.....	8	14,016	5	8,871	5	7,172
Subprofessional service:						
Grade 8. Range \$2,980 to \$3,640:						
.....	1	3,640	1	3,640	1	3,200
Grade 7. Range \$2,650 to \$3,310:						
.....	4	12,140	4	11,944	2.2	5,588
Grade 6. Range \$2,320 to \$2,980:						
.....	3	8,280	2	5,960	2.3	5,841
Grade 5. Range \$2,100 to \$2,496:						
.....	2	4,464	2	4,448	2.7	5,331
Grade 4. Range \$1,902 to \$2,298:						
.....					0.3	405
Grade 2. Range \$1,572 to \$1,968:					0.4	585
Crafts, protective, and custodial service:						
Grade 10. Range \$2,980 to \$3,640:						
.....	6.1	19,388	5	15,973	3.7	10,344
Grade 8. Range \$2,650 to \$3,310:						
.....	12	33,340	12	33,205	12.3	28,599
Grade 7. Range \$2,364 to \$2,870:						
.....	38.2	94,112	33	81,579	28.7	59,547
Grade 6. Range \$2,166 to \$2,562:						
.....	25	56,790	25	56,720	25.9	50,164
Grade 5. Range \$1,968 to \$2,364:						
.....	16	33,138	15.8	32,655	18	30,730
Grade 4. Range \$1,770 to \$2,166:						
.....	52.4	97,711	46.3	86,423	46.1	71,703
Grade 3. Range \$1,572 to \$1,902:						
.....	56.8	93,510	41.6	69,240	42	56,608
Grade 2. Range \$1,440 to \$1,770:						
.....	27	41,550	27	41,488	18.8	23,266
Total permanent, field.....	307.5	669,117	272.5	602,457	257.5	477,280
Temporary employment, field.....	62.1	94,148	59.6	90,815	66.2	84,599
W. A. E. employment, field.....	58.5	96,594	58.2	96,194	50.4	80,544
Overtime pay, field.....				21,846		136,827
Night-work differential, field.....				8,477		
All personal services, field.....	428.1	868,196	390.3	819,789	374.1	779,250
Total, departmental and field.....	456.6	995,196	418.4	947,789	398.7	894,837
Deduct quarters and subsistence furnished.....		5,375		5,418		5,108
01 Personal services (net).....	456.6	989,821	418.4	942,371	398.7	889,729
<b>OTHER OBLIGATIONS</b>						
02 Travel.....		4,700		4,700		3,744
03 Transportation of things.....		7,705		5,355		5,322
04 Communication services.....		28,870		28,870		28,809
05 Rents and utility services.....		111,545		111,545		109,723
07 Other contractual services.....		33,000		35,400		66,919
08 Supplies and materials.....		565,315		494,536		512,851
09 Equipment.....		24,525		24,568		17,651
Total other obligations.....		775,660		704,974		745,049
Grand total obligations.....		1,765,481		1,647,345		1,634,778
Reimbursements for services performed.....		-1,304,981		-1,322,145		-1,325,431
Received by transfer from—						
"Salaries and expenses, plant industry, soils, and agricultural engineering, Agricultural Research Administration," plant industry experiment farm.....						-56,976
"Beltsville Research Center, Agricultural Research Administration".....						-130,760
Net total obligations.....		460,500		325,200		121,611
Covered into Treasury as miscellaneous receipts, Public Law 529.....						+34
Excess of obligations over appropriation due to Public Law 106.....				-40,000		
Estimated savings, unobligated balance.....						15,011
Total estimate or appropriation.....		460,500		285,200		136,656
<b>BY PROJECTS OR FUNCTIONS</b>						
1. Administration and direction of the Agricultural Research Administration.....		\$135,100		\$134,600		\$109,220
2. Supervision of maintenance, operation, and furnishing of facilities and services at the Agricultural Research Center.....		325,400		185,652		163,025
3. Services performed for other agencies.....		1,304,981		1,303,747		1,212,669
4. Overtime pay.....				23,346		149,864
Grand total obligations.....		1,765,481		1,647,345		1,634,778
Adjustments (see objects schedule for detail).....		-1,304,981		-1,362,145		-1,498,122
Total estimate or appropriation.....		460,500		285,200		136,656

AGRICULTURAL RESEARCH ADMINISTRATION—Continued

OFFICE OF ADMINISTRATOR—Continued

Special Research Fund, Department of Agriculture (Office of Administrator, Agricultural Research Administration)—

By objects	Obligations					
	Estimate, 1947		Estimate, 1946		Actual, 1945	
<i>Laboratory for research into the relation of soils to plant, animal, and human nutrition</i>						
PERSONAL SERVICES, FIELD						
Professional service:	Man-years	Total salary	Man-years	Total salary	Man-years	Total salary
Grade 5. Range \$5,180 to \$6,020:						
Chemist.....	2	\$10,570	2	\$10,500	1.3	\$5,942
Plant physiologist.....	1	5,600	1	5,600	1	4,850
Grade 4. Range \$4,200 to \$5,180:						
Animal physiologist and geneticist.....	1	4,520	1	4,392	1	3,779
Chemist.....					0.7	2,662
Plant physiologist.....					0.1	435
Soil scientist.....	1	4,300	1	4,300		
Grade 3. Range \$3,640 to \$4,300:						
Plant physiologist.....	1	3,750	1	3,750	1	3,200
Grade 2. Range \$2,980 to \$3,640:						
.....	2	6,180	2	6,042	0.8	2,100
Grade 1. Range \$2,320 to \$2,980:						
.....	1.8	4,286	1.8	4,286	1.4	2,875
Clerical, administrative, and fiscal service:						
Grade 7. Range \$2,980 to \$3,640:					1	2,650
Grade 3. Range \$1,902 to \$2,298:					1	1,620
Grade 2. Range \$1,704 to \$2,100:					3	4,216
Subprofessional service:						
Grade 5. Range \$2,100 to \$2,496:					1.8	3,298
Grade 4. Range \$1,902 to \$2,298:					2	3,186
Grade 3. Range \$1,704 to \$2,100:					0.7	943
Grade 2. Range \$1,572 to \$1,968:					0.5	605
Grade 1. Range \$1,440 to \$1,836:					1.5	1,868
Crafts, protective, and custodial service:						
Grade 3. Range \$1,572 to \$1,902:					1	1,320
Grade 2. Range \$1,440 to \$1,770:					1	1,200
Unclassified:						
Agent (director of laboratory).....	0.3	3,500	0.3	3,500	0.4	3,500
Total permanent, field.....	22.1	65,640	22.1	65,155	21.2	50,339
Temporary employment, field:						
W. A. E. employment, field.....	1.8	3,181	1.8	3,181	2	3,030
W. O. C. employment, field.....	2.4	4,572	2.4	4,619	2.8	5,312
Overtime pay, field.....	0.2	0	0.2	0	0.1	0
Total permanent, field.....						10,363
01 Personal services (net).....	26.5	73,393	26.5	74,740	26.1	69,044
OTHER OBLIGATIONS						
02 Travel.....		2,600		2,600		1,092
03 Transportation of things.....		250		250		515
04 Communication services.....		675		675		634
05 Rents and utility services.....		6,200		6,200		5,037
07 Other contractual services.....		3,100		3,100		3,087
08 Supplies and materials.....		11,100		11,100		17,052
09 Equipment.....		8,875		8,875		8,166
Total other obligations.....		32,800		32,800		35,683
Grand total obligations.....		106,193		107,540		104,627
Allotted from "Special research fund, Department of Agriculture".....		-106,193		-107,540		-105,590
Covered into Treasury as miscellaneous receipts, Public Law 529.....						+16
Estimated savings, unobligated balance.....						947
Total estimate or appropriation.....						

Emergency Fund for the President, National Defense (Allotment to Agriculture) (Office of Administrator, Agricultural Research Administration)—

By objects	Obligations		
	Estimate, 1947	Estimate, 1946	Actual, 1945
<i>Expenses of Office of Administrator in connection with emergency plant disease and insect-pest prevention</i>			
Prior year balance available in 1945.....			-\$1,974
1945 balance available in 1946.....		-\$1,974	+1,974

By objects	Obligations		
	Estimate, 1947	Estimate, 1946	Actual, 1945
<i>Expenses of Office of Administrator in connection with emergency plant disease and insect-pest prevention—Continued</i>			
Estimated savings, unobligated balance.....		\$1,974	
Total estimate or appropriation.....			

Working Funds, Agriculture, Office of Administrator, Agricultural Research Administration—

By objects	Obligations					
	Estimate, 1947		Estimate, 1946		Actual, 1945	
PERSONAL SERVICES, DEPARTMENTAL						
Professional service:	Man-years	Total salary	Man-years	Total salary	Man-years	Total salary
Grade 6. Range \$6,230 to \$7,070:						
Technologist.....					0.2	\$1,027
Clerical, administrative, and fiscal service:						
Grade 4. Range \$2,100 to \$2,496.....					0.1	140
Total permanent, departmental.....					0.3	1,167
Overtime pay, departmental.....						145
All personal services, departmental.....					0.3	1,312
PERSONAL SERVICES, FIELD						
Crafts, protective, and custodial service:						
Grade 6. Range \$2,166 to \$2,562.....					0.5	\$1,033
Grade 5. Range \$1,968 to \$2,364.....					0.5	984
Grade 4. Range \$1,770 to \$2,166.....					1.1	2,014
Total permanent, field.....					2.1	4,031
Overtime pay, field.....						789
Night-work differential, field.....						72
All personal services, field.....					2.1	4,892
01 Personal services (net).....					2.1	4,892
OTHER OBLIGATIONS						
02 Travel.....						43
04 Communication services.....						6
07 Other contractual services.....						4
08 Supplies and materials.....						12,500
Total other obligations.....						53
Grand total obligations.....					17,392	5,947
Advanced from—						
Public Buildings Administration.....					-1,392	-4,582
War Department.....					-16,000	
Prior year balance available in 1945.....						-5,959
Estimated savings, unobligated balance.....						4,594
Total estimate or appropriation.....						

BY PROJECTS OR FUNCTIONS			
1. Directing and coordinating investigations in food compression, packaging of dehydrated compressed food products, and related studies (War Production Board).....			\$1,220
2. Emergency guards at the central guard office, Agricultural Research Center (Public Buildings Administration).....		\$1,201	3,755
3. Liming, fertilizing, seeding, and mulching required to restore approximately 500 acres at the Agricultural Research Center used by War Department as an airport (War Department).....		15,402	
4. Overtime pay.....		789	972
Grand total obligations.....		17,392	5,947
Adjustments (see objects schedule for detail).....		-17,392	-5,947
Total estimate or appropriation.....			

Statement of proposed expenditures for purchase, maintenance, repair, and operation of passenger-carrying vehicles for the fiscal year ending June 30, 1947

OFFICE OF ADMINISTRATOR, AGRICULTURAL RESEARCH ADMINISTRATION

Appropriation	Vehicles (motor unless otherwise indicated) to be purchased		Old vehicles to be exchanged		Net cost of vehicles to be purchased	Old vehicles still to be used	Total maintenance, repair, and operation, all vehicles	Public purpose and users
	Number	Gross cost	Number	Allowance (estimated)				
Office of Administrator, Agricultural Research Administration.....	1	\$1,050	1	\$300	\$750	9	\$2,250	For use by employees largely within the confines of the Agricultural Research Center in connection with operations in an area embracing 11,700 acres.

SPECIAL RESEARCH FUND, DEPARTMENT OF AGRICULTURE

Special Research Fund, Department of Agriculture—

For enabling the Secretary to carry into effect the provisions of an Act entitled "An Act to provide for research into basic laws and principles relating to agriculture and to provide for the further development of cooperative agricultural extension work and the more complete endowment and support of land-grant colleges", approved June 29, 1935 (7 U. S. C. 427, 427b, 427c, 427f); for administration of the provisions of section 5 of the said Act, and for special research work, including the planning, programming, coordination, and printing the results of such research, to be conducted by such agencies of the Department as the Secretary may designate or establish, and to which he may make allotments from this fund, including the employment of persons and means in the District of Columbia and elsewhere: **[\$1,088,000] \$1,193,000**, of which amount **[\$662,894] \$723,126** shall be available for the maintenance and operation of research laboratories and facilities in the major agricultural regions provided for by section 4 of said Act. (Act of May 5, 1945, Public Law 52.)

Annual appropriation, general account:

Estimate 1947, **\$1,193,000**      Appropriated 1946, **\$1,088,000**

By objects	Obligations		
	Estimate, 1947	Estimate, 1946	Actual, 1945
<b>Allotted to—</b>			
Agricultural Research Administration			
Office of Administrator	\$106,193	\$107,540	\$105,590
Office of Experiment Stations	23,693	23,991	22,941
Bureau of Animal Industry	335,508	337,951	344,594
Bureau of Dairy Industry	60,185	60,512	60,761
Bureau of Plant Industry, Soils, and Agricultural Engineering	442,067	449,423	459,116
Bureau of Entomology and Plant Quarantine	21,323	21,923	23,400
Bureau of Agricultural and Industrial Chemistry	76,641	77,528	82,272
Bureau of Human Nutrition and Home Economics	50,056	50,545	48,055
Bureau of Agricultural Economics	59,955	60,818	61,700
Production and Marketing Administration	17,379	17,769	15,685
Total allotments	1,193,000	1,208,000	1,224,114
Excess of obligations over appropriation due to Public Law 106		-120,000	
Unallotted balance			2,250
<b>Total estimate or appropriation</b>	<b>1,193,000</b>	<b>1,088,000</b>	<b>1,226,364</b>

Consolidated schedule of obligations under "Special research fund." Detailed obligations shown under each of the various bureaus to which allotments are made as shown on the preceding schedule

By objects	Obligations		
	Estimate, 1947	Estimate, 1946	Actual, 1945
Personal services, departmental (basic salaries)	25.1	25.2	27.1
	\$104,305	\$103,729	\$90,412
Personal services, field (basic salaries)	347.5	346.5	336.1
	\$34,194	\$26,192	\$69,558
Overtime pay, departmental and field		17,651	126,063
Night-work differential, departmental and field	340	340	
Total, departmental and field	372.6	371.7	363.2
	\$98,839	\$947,912	\$908,333
Deduct quarters and subsistence furnished	2,380	2,380	2,419
<b>01 Personal services (net)</b>	<b>372.6</b>	<b>371.7</b>	<b>363.2</b>
	<b>\$96,459</b>	<b>\$945,532</b>	<b>\$905,914</b>
<b>OTHER OBLIGATIONS</b>			
02 Travel	25,600	26,150	18,771
03 Transportation of things	4,890	5,040	8,168
04 Communication services	2,775	2,775	2,540
05 Rents and utility services	22,782	22,780	22,839
06 Printing and binding	3,400	6,100	2,200
07 Other contractual services	33,990	35,000	39,470
08 Supplies and materials	133,509	133,129	162,924
09 Equipment	29,095	31,404	42,038
Total other obligations	256,541	262,468	298,950
Grand total obligations	1,193,000	1,208,000	1,204,864
Reimbursements for services performed			-5,238
Net total obligations	1,193,000	1,208,000	1,199,626
Covered into Treasury as miscellaneous receipts, Public Law 529			+77
Excess of obligations over appropriation due to Public Law 106		-120,000	
Estimated savings, unobligated balance			26,061
<b>Total estimate or appropriation</b>	<b>1,193,000</b>	<b>1,088,000</b>	<b>1,226,364</b>
<b>BY PROJECTS OR FUNCTIONS</b>			
1. Special research laboratories in major agricultural regions	\$723,126	\$721,682	\$654,932
2. Special research projects	446,181	444,704	398,558
3. Administration of payments to States, under title I, Bankhead-Jones Act	23,693	23,693	20,073
4. Services performed for other agencies			5,238
5. Overtime pay		17,921	126,063
Grand total obligations	1,193,000	1,208,000	1,204,864
Adjustments (see objects schedule for detail)		-120,000	+21,500
<b>Total estimate or appropriation</b>	<b>1,193,000</b>	<b>1,088,000</b>	<b>1,226,364</b>

Statement of proposed expenditures for purchase, maintenance, repair, and operation of passenger-carrying vehicles for the fiscal year ending June 30, 1947

SPECIAL RESEARCH FUND, DEPARTMENT OF AGRICULTURE

Appropriation	Vehicles (motor unless otherwise indicated) to be purchased		Old vehicles to be exchanged		Net cost of vehicles to be purchased	Old vehicles still to be used	Total maintenance, repair, and operation, all vehicles	Public purpose and users
	Number	Gross cost	Number	Allowance (estimated)				
Special research fund, Department of Agriculture.	3	\$3,150	3	\$900	\$2,250	8	\$2,200	For use by directors and technical assistants in planning and carrying forward the work of the research laboratories and research projects of the Department under title I of the act approved June 29, 1935.

OFFICE OF EXPERIMENT STATIONS

PAYMENTS TO STATES, HAWAII, ALASKA, AND PUERTO RICO

Payments to States, Hawaii, Alaska, and Puerto Rico, Agricultural Experiment Stations, Agricultural Research Administration—

For payments to the States, Hawaii, Alaska, and Puerto Rico to be paid quarterly in advance, to carry into effect the provisions of the following Acts relating to agricultural experiment stations:

Hatch, Adams, Purnell, Bankhead-Jones, and related Acts: Hatch Act, the Act approved March 2, 1887 (7 U. S. C. 362, 363, 365, 368, 377-379), \$720,000; Adams Act, the Act approved March 16, 1906 (7 U. S. C. 369), \$720,000; Purnell Act, the Act approved February 24, 1925 (7 U. S. C. 361, 366, 370, 371, 373-376, 380, 382), \$2,880,000; Bankhead-Jones Act, title I of the Act approved June 29,

1935 (7 U. S. C. 427-427g), **[\$2,663,708] \$3,000,000**; Hawaii, the Act approved May 16, 1928 (7 U. S. C. 386-386b), extending the benefits of certain Acts of Congress to the Territory of Hawaii, \$90,000; Alaska, the Act approved February 23, 1929 (7 U. S. C. 386c), extending the benefits of the Hatch Act to the Territory of Alaska, \$15,000, and the provisions of section 2 of the Act approved June 20, 1936 (7 U. S. C. 369a), extending the benefits of the Adams and Purnell Acts to the Territory of Alaska, **[\$27,500] \$37,500**; in all, for Alaska, **[\$42,500] \$52,500**; Puerto Rico, the Act approved March 4, 1931, as amended (7 U. S. C. 386d-386f), extending the benefits of certain Acts of Congress to Puerto Rico, \$90,000; in all, payments to States, Hawaii, Alaska, and Puerto Rico, **[\$7,206,208] \$7,552,500**. (7 U. S. C. 427d; Act of May 5, 1945, Public Law 52.)

Estimate 1947, **\$7,552,500**      Appropriated 1946, **\$7,206,208**

**AGRICULTURAL RESEARCH ADMINISTRATION—Continued**  
**OFFICE OF EXPERIMENT STATIONS—Continued**  
 PAYMENTS TO STATES, HAWAII, ALASKA, AND PUERTO RICO—continued  
 Payments to States, Hawaii, Alaska, and Puerto Rico, Agricultural  
 Experiment Stations, Agricultural Research Administration—  
 Continued

By objects	Obligations		
	Estimate, 1947	Estimate, 1946	Actual, 1945
11 Grants, subsidies, and contributions:			
Hatch Act, approved Mar. 2, 1887.....	\$720,000	\$720,000	\$720,000
Adams Act, approved Mar. 16, 1906.....	720,000	720,000	720,000
Purnell Act, approved Feb. 24, 1925.....	2,880,000	2,880,000	2,880,000
Title 1, Bankhead-Jones Act, approved June 29, 1935.....	3,000,000	2,663,708	2,463,708
Hawaii Act, approved May 16, 1928.....	90,000	90,000	90,000
Alaska Act, approved Feb. 23, 1929.....	15,000	15,000	15,000
Alaska Act, approved June 20, 1936.....	37,500	27,500	22,500
Puerto Rico Act, approved Mar. 4, 1931.....	90,000	90,000	90,000
Total estimate or appropriation.....	7,552,500	7,206,208	7,001,208

**SALARIES AND EXPENSES**

**Salaries and Expenses, Experiment Stations, Agricultural Research Administration—**

Administration of grants and coordination of research with States: For salaries and expenses, including *not to exceed \$162,350* for personal services in the District of Columbia, necessary to enable the Secretary to enforce the provisions of the Acts approved March 2, 1887, March 16, 1906, February 24, 1925, May 16, 1928, February 23, 1929, March 4, 1931, and June 20, 1936, and Acts amendatory thereto (7 U. S. C. 361-363, 365-383, 386-386f), relative to their administration and for the administration of an agricultural experiment station in Puerto Rico, **[\$153,600, of which not to exceed \$143,700 may be expended for personal services in the District of Columbia]** *\$173,000*; and the Secretary shall prescribe the form of the annual financial statement required under the above Acts, ascertain whether the expenditures are in accordance with their provisions, coordinate the research work of the State agricultural colleges and experiment stations in the lines authorized in said Acts with research of the Department in similar lines, and make report thereon to Congress. (*Act of May 5, 1945, Public Law 52.*)

Estimate 1947, **\$173,000**                      Appropriated 1946, **\$153,600**

By objects	Obligations					
	Estimate, 1947		Estimate, 1946		Actual, 1945	
<b>PERSONAL SERVICES, DEPARTMENTAL</b>						
Professional service:	Man-years	Total salary	Man-years	Total salary	Man-years	Total salary
Grade 8. Range \$8,750 to \$9,800:						
Chief of office.....	1	\$9,800	1	\$9,800	1	\$9,000
Grade 7. Range \$7,175 to \$8,225:						
Assistant chief.....	1	7,963	1	7,892	1	7,000
Grade 6. Range \$6,220 to \$7,070:						
Experiment station administrator.....	5	32,620	5	32,563	4.5	26,896
Grade 5. Range \$5,180 to \$6,020:						
Experiment station administrator.....	5	27,370	5	27,370	5.3	26,513
Editor.....	1	6,020	1	6,020	1	5,400
Grade 4. Range \$4,360 to \$5,180:						
Experiment station administrator.....	2	8,600	1.6	7,122	0.6	2,216
Grade 3. Range \$3,640 to \$4,300:						
Chemist, abstractor.....	1	4,080	1	4,020	1	3,450
Home economist, abstractor.....					0.1	587
Clerical, administrative, and fiscal service:						
Grade 12. Range \$5,180 to \$6,020:						
Assistant to the chief.....	1	5,760	1	5,350	0.7	3,450
Grade 7. Range \$2,950 to \$3,640.....	2	6,840	2	6,807	1.6	4,992
Grade 6. Range \$2,100 to \$3,310.....	1	2,980	1	2,920	1.1	2,733
Grade 5. Range \$2,320 to \$2,650.....	8	21,840	8	21,373	5.4	12,543
Grade 4. Range \$2,100 to \$2,496.....	11.4	26,221	11.7	26,039	11	22,620
Grade 3. Range \$1,902 to \$2,298.....	1	1,908	1.1	2,021	2.2	3,084
Grade 2. Range \$1,704 to \$2,160.....					0.3	416
Crafts, protective, and custodial service:						
Grade 3. Range \$1,572 to \$1,102.....	1	1,438	1	1,572	0.3	664
Grade 2. Range \$1,440 to \$1,770.....					0.3	439
Total permanent, departmental.....	41.4	162,350	41.4	160,500	37.4	132,913
Temporary employment, departmental.....					0.5	843
Overtime pay, departmental.....					2,000	20,307
01 Personal services (net).....	41.4	162,350	41.4	163,500	37.9	154,063

By objects	Obligations		
	Estimate, 1947	Estimate, 1946	Actual, 1945
<b>OTHER OBLIGATIONS</b>			
02 Travel.....	\$7,775	\$7,775	\$8,278
03 Transportation of things.....	300	300	252
04 Communication services.....	1,000	1,000	1,030
07 Other contractual services.....	700	700	873
08 Supplies and materials.....	375	375	439
09 Equipment.....	500	950	18
Total other obligations.....	10,650	11,100	10,890
Grand total obligations.....	173,000	174,600	164,953
Covered into Treasury as miscellaneous receipts, Public Law 529.....			+10
Excess of obligations over appropriation due to Public Law 106.....		-21,000	
Estimated savings, unobligated balance.....			11,206
Total estimate or appropriation.....	173,000	153,600	176,169

Federal Experiment Station, Puerto Rico: To enable the Secretary to establish and maintain an agricultural experiment station in Puerto Rico, including the preparation, illustration, and distribution of reports and bulletins, **[\$99,375; and the Secretary is authorized to sell such products as are obtained on the land belonging to the agricultural experiment station in Puerto Rico and the amount obtained from the sale thereof shall be covered into the Treasury of the United States as miscellaneous receipts]** *\$170,200, of which not to exceed \$56,000 may be expended for construction of seven buildings. (5 U. S. C. 565a; Act of May 5, 1945, Public Law 52.)*

Estimate 1947, **\$170,200**

Appropriated 1946, **\$99,375**

By objects	Obligations					
	Estimate, 1947		Estimate, 1946		Actual, 1945	
<b>PERSONAL SERVICES, FIELD</b>						
Professional service:	Man-years	Total salary	Man-years	Total salary	Man-years	Total salary
Grade 6. Range \$6,230 to \$7,070:						
Director of station.....	1	\$6,440	1	\$6,440	1	\$5,600
Grade 5. Range \$5,180 to \$6,020:						
Plant physiologist (assistant director).....	1	5,390	1	6,273	0.9	4,025
Grade 3. Range \$3,640 to \$4,300:						
Agricultural engineer.....			0.1	265	1	3,200
Chemist.....	2	7,500	1.9	7,080	1	3,300
Entomologist.....	1	4,080	1	4,080	1	3,875
Horticulturist.....	2	7,500	2	7,317	0.6	2,013
Plant breeder.....	1	3,640	1	3,640		
Plant geneticist.....			0.5	1,963	0.9	2,750
Plant physiologist.....	1	3,750	1	3,678	0.9	2,873
Grade 2. Range \$2,950 to \$3,640.....					2.2	5,933
Clerical, administrative, and fiscal service:						
Grade 7. Range \$2,950 to \$3,640.....	1	3,640	1	3,640	1	3,100
Grade 4. Range \$2,100 to \$2,496.....	1	2,166	1	2,166	1	1,800
Grade 3. Range \$1,902 to \$2,298.....	1	1,968	1	1,910	0.1	203
Grade 2. Range \$1,704 to \$2,100.....	1	1,836	1	1,783	1.9	2,722
Subprofessional service:						
Grade 3. Range \$1,704 to \$2,100.....	1	1,770	1	1,735	0.6	900
Crafts, protective, and custodial service:						
Grade 6. Range \$2,166 to \$2,562.....	1	2,166	0.8	1,812		
Unclassified:						
Laborers.....	37	23,300	34.5	21,634	37	23,234
Total permanent, field.....	52	75,146	49.8	74,416	51.1	65,228
Temporary employment, field.....	9	6,718	4	1,695	9	3,747
Overtime pay, field.....					1,175	8,082
Additional pay for foreign service, field.....					13,215	10,520
All personal services, field.....	61	94,826	53.8	90,501	60.1	87,577
Deduct quarters and subsistence furnished.....		1,000		1,000		777
01 Personal services (net).....	61	93,826	53.8	89,501	60.1	86,800
<b>OTHER OBLIGATIONS</b>						
02 Travel.....		1,700		1,700		1,062
03 Transportation of things.....		600		600		728
04 Communication services.....		600		600		551
05 Rents and utility services.....		1,500		1,500		1,038
07 Other contractual services.....		1,200		1,200		1,044
08 Supplies and materials.....		12,374		10,874		12,109
09 Equipment.....		2,400		2,400		3,692
10 Lands and structures.....		56,000				
Total other obligations.....		76,374		18,574		20,224
Grand total obligations.....		170,200		108,375		107,024
Covered into Treasury as miscellaneous receipts, Public Law 529.....						+20
Excess of obligations over appropriation due to Public Law 106.....				-9,000		
Estimated savings, unobligated balance.....						30
Total estimate or appropriation.....		170,200		99,375		107,074



Special Research Fund, Department of Agriculture (Office of Experiment Stations)—

By objects	Obligations					
	Estimate, 1947		Estimate, 1946		Actual, 1945	
	Man-years	Total salary	Man-years	Total salary	Man-years	Total salary
<i>For administration of payments to States under title I of the Bankhead-Jones Act of June 29, 1935</i>						
<b>PERSONAL SERVICES, DEPARTMENTAL</b>						
Clerical, administrative, and fiscal service: Grade 12. Range \$5,180 to \$6,020: Assistant to the chief.....	1	\$3,520	1	\$3,496	0.3	\$1,200
Grade 7. Range \$2,980 to \$3,640.....	0.4	1,053	0.5	1,193	1.1	3,208
Grade 4. Range \$2,100 to \$2,496.....					0.9	1,928
<b>Professional service:</b>						
Grade 6. Range \$5,230 to \$7,070: Experiment station administrator.....	2	13,300	2	13,251	1	6,209
Grade 5. Range \$5,180 to \$6,020: Experiment station administrator.....	1	5,810	1	5,753	1.5	7,528
Total permanent, departmental.....	4.4	23,693	4.5	23,693	4.8	20,073
Overtime pay, departmental.....				293		2,861
Grand total obligations.....		23,693		23,991		22,934
Allotted from "Special research fund, Department of Agriculture".....		-23,693		-23,991		-22,941
Estimated savings, unobligated balance.....						7
Total estimate or appropriation.....						

Working Fund, Agriculture, Office of Experiment Stations—

By objects	Obligations					
	Estimate, 1947		Estimate, 1946		Actual, 1945	
	Man-years	Total salary	Man-years	Total salary	Man-years	Total salary
<i>For establishment of a permanent source of high-yielding strains of Cinchona seed in Puerto Rico and Hawaii (Defense Supplies Corporation)</i>						
<b>PERSONAL SERVICES, FIELD</b>						
<b>Professional service:</b>						
Grade 3. Range \$3,640 to \$4,300: Plant physiologist.....					0.1	\$550
Casual employment, field.....	2.5	\$1,650	8	\$4,841	1	538
Overtime pay, field.....						105
Additional pay for foreign service, field.....						121
01 Personal services (net).....	2.5	1,650	8	4,841	1.1	1,314
<b>OTHER OBLIGATIONS</b>						
02 Travel.....		200		250		251
03 Transportation of things.....		50		50		148
04 Communication services.....						3
07 Other contractual services.....		50		100		132
08 Supplies and materials.....		50		200		355
Total other obligations.....		550		600		889
Grand total obligations.....		2,000		5,441		2,203
Prior year balance available in 1945.....						-9,644
1945 balance available in 1946.....				-7,441		+7,441
1946 balance available in 1947.....		-2,000		+2,000		
Total estimate or appropriation.....						

Total, Office of Experiment Stations, annual appropriations, general account:

Estimate 1947, \$7,895,700

Appropriated 1946, \$7,459,183

Statement of proposed expenditures for purchase, maintenance, repair, and operation of passenger-carrying vehicles for the fiscal year ending June 30, 1947

OFFICE OF EXPERIMENT STATIONS

Appropriation	Vehicles (motor unless otherwise indicated) to be purchased		Old vehicles to be exchanged		Net cost of vehicles to be purchased	Old vehicles still to be used	Total maintenance, repair, and operation, all vehicles	Public purpose and users
	Number	Gross cost	Number	Allowance (estimated)				
Salaries and expenses, Office of Experiment Stations, Agricultural Research Administration (Federal Experiment Station, Puerto Rico).	1	\$1,050	1	\$300	\$750	2	\$625	Director and other employees of Federal experiment station in Puerto Rico in conducting outlying experiments, visiting cooperative experiments, and carrying on the various lines of research throughout the island.

BUREAU OF ANIMAL INDUSTRY

SALARIES AND EXPENSES

Salaries and Expenses, Animal Industry, Agricultural Research Administration—

For the employment of persons and means in the District of Columbia and elsewhere, including not to exceed [\$591,004] \$698,246 for departmental personal services in the District of Columbia, for carrying out, independently or in cooperation with public or private agencies, including individuals, the provisions of the Act, as amended, establishing a Bureau of Animal Industry, and related Acts, and for investigations concerned with the livestock and meat industries, as follows: (5 U. S. C. 511-512—establishing the Department of Agriculture, 563-564; 7 U. S. C. 391—establishing the Bureau of Animal Industry; 21 U. S. C. 111-128, 130—general legislation relating to the prevention and spread of contagion. The foregoing citations apply to all appropriation items under the bureau; U. S. C. 565a; 7 U. S. C. 228a, 395, 429-431; 21 U. S. C. 71-105,

131, 151-158; 31 U. S. C. 725a; 45 U. S. C. 71-76; 46 U. S. C. 466a-466b; Act of May 5, 1945, Public Law 52.)

General administrative expenses:

By objects	Obligations		
	Estimate, 1947	Estimate, 1946	Actual, 1945
Transferred to "Salaries and expenses, animal industry, Agricultural Research Administration":			
Animal husbandry.....			+ \$29,000
Diseases of animals.....			+ 24,179
Eradicating tuberculosis and Bang's disease.....			+ 55,000
Inspection and quarantine.....			+ 36,100
Meat inspection.....			+ 43,100
Virus Serum Toxin Act.....			+ 8,000
Total estimate or appropriation.....			195,379

AGRICULTURAL RESEARCH ADMINISTRATION—Continued

BUREAU OF ANIMAL INDUSTRY—Continued

SALARIES AND EXPENSES—continued

Salaries and Expenses, Animal Industry, Agricultural Research Administration—Continued

Animal husbandry: For investigations and experiments in animal husbandry and animal and poultry feeding and breeding, and for carrying out the purposes of section 101 (b) of the "Department of Agriculture Organic Act of 1914" (7 U. S. C. 429), authorizing cooperation with State authorities in the administration of regulations for the improvement of poultry, poultry products, and hatcheries, [8840,000] \$994,000. (Act of May 5, 1945, Public Law 52.)

Estimate 1947, \$994,000

Appropriated 1946, \$840,000

By objects	Obligations					
	Estimate, 1947		Estimate, 1946		Actual, 1945	
	Man-years	Total salary	Man-years	Total salary	Man-years	Total salary
<b>PERSONAL SERVICES, DEPARTMENTAL</b>						
Professional service:						
Grade 8. Range \$8,750 to \$9,800:						
Special consultant to chief of bureau					0.2	\$1,747
Grade 7. Range \$7,175 to \$8,225:						
Assistant chief of bureau and chief of animal husbandry division	1	\$7,438	1	\$7,438	1	6,562
Grade 5. Range \$5,180 to \$6,020:						
Assistant chief, animal husbandry division	1	5,810	1	5,754	1	5,000
Animal husbandman	1	6,020	1	6,020	1	5,200
Extension meat specialist	1	6,020	1	6,020	0.8	3,750
Grade 3. Range \$3,640 to \$4,300:						
Veterinarian	0.3	1,020	0.3	1,013	0.2	875
Grade 2. Range \$2,980 to \$3,640:						
Clerical, administrative, and fiscal service:	0.3	1,173	0.3	1,164	0.4	1,125
Grade 13. Range \$6,230 to \$7,070:						
Business manager	1	6,860	1	6,804	1	6,000
Grade 11. Range \$4,300 to \$5,180:						
Administrative officer	1	4,300	1	4,300	0.5	1,914
Grade 9. Range \$3,640 to \$4,300:						
Administrative assistant						0.8 2,562
Grade 7. Range \$2,980 to \$3,640:						
Grade 6. Range \$2,650 to \$3,310:	3	10,040	3	10,027	3.1	8,584
Grade 5. Range \$2,320 to \$2,980:	1	3,310	1	3,310	1	2,900
Grade 4. Range \$2,000 to \$2,660:	2	5,410	2	5,410	2	4,600
Grade 3. Range \$1,700 to \$2,360:	4	9,434	4	9,416	4.2	8,517
Grade 2. Range \$1,440 to \$2,100:	3	5,970	3	5,919	1.2	2,112
Grade 1. Range \$1,100 to \$1,760:	2	3,408	2	3,408	0.7	1,201
Crafts, protective, and custodial service:						
Grade 2. Range \$1,440 to \$1,770:	1	1,440	1	1,440	0.3	320
Total permanent, departmental	22.6	77,653	22.6	77,443	19.4	62,969
Overtime pay, departmental						10,524
All personal services, departmental	22.6	77,653	22.6	78,507	19.4	73,493
<b>PERSONAL SERVICES, FIELD</b>						
Professional service:						
Grade 6. Range \$6,230 to \$7,070:						
Chemist	1	6,230	1	6,230	1	5,600
Poultry husbandman	1	6,230	1	6,230	0.8	4,698
Grade 5. Range \$5,180 to \$6,020:						
Assistant chief, animal husbandry division	1	5,390	1	5,390	1	4,750
Inspector in charge of field station	1	5,810	1	5,810	1	4,950
Animal husbandman	5	28,930	5	28,630	5	25,250
Biochemist	1	5,285	1	5,180	1	4,600
Poultry coordinator	1	5,600	1	5,600	1	5,000
Poultry geneticist	1	5,600	1	5,600	1	5,000
Physiologist	0.5	2,800	0.5	2,800	0.5	2,500
Grade 4. Range \$4,300 to \$5,180:						
Inspector in charge of field station	4	18,740	4	18,300	4.7	19,113
Animal husbandman	3	14,000	3	13,780	3	11,800
Biologist	1	4,300	1	4,300	0.7	2,533
Biophysicist	1	4,960	1	4,960	1	4,200
Geneticist	1	4,300	1	4,300	1	3,800
Nutritionist	1	4,300	1	4,300	0.5	1,955
Poultry coordinator	2	9,260	2	9,040	2	7,898
Poultry geneticist	1	4,740	1	4,740	1	4,200
Poultry husbandman	1	4,740	1	4,740	0.6	2,415
Grade 3. Range \$3,640 to \$4,300:						
Inspector in charge of field station	1	4,300	1	4,300	1.5	5,455
Animal husbandman	9	36,115	9	35,620	7.9	27,564
Biochemist	3	12,240	3	12,130	2.7	9,495
Biologist	1	3,640	1	3,640	0.3	1,100
Chemist	1	3,750	1	3,750	1	3,200
Poultry husbandman	1	4,300	1	4,300	1	3,800
Grade 2. Range \$2,980 to \$3,640:						
Grade 1. Range \$2,320 to \$2,980:	11	34,690	11	33,990	9.3	25,051
Clerical, administrative, and fiscal service:	10	25,840	10	25,400	8.7	19,236
Grade 7. Range \$2,980 to \$3,640:						
Grade 5. Range \$2,320 to \$2,980:	1	2,595	1	2,540	0.3	1,025
Grade 4. Range \$2,000 to \$2,660:	11	24,926	11	24,486	10.9	20,608
Grade 3. Range \$1,902 to \$2,298:	11.8	23,795	11.8	23,245	10.4	17,715
Grade 2. Range \$1,704 to \$2,100:	3	5,486	3	5,376	4.7	6,914
Subprofessional service:						
Grade 8. Range \$2,980 to \$3,640:	1	3,640	1	3,640	1.7	5,150
Grade 7. Range \$2,650 to \$3,310:	1	3,035	1	2,980	0.2	625
Grade 6. Range \$2,320 to \$2,980:	4	9,330	4	9,720	3.2	6,815
Grade 5. Range \$2,100 to \$2,496:	10.5	22,805	10.5	22,425	7.7	14,110

By objects	Obligations					
	Estimate, 1947		Estimate, 1946		Actual, 1945	
	Man-years	Total salary	Man-years	Total salary	Man-years	Total salary
<b>PERSONAL SERVICES, FIELD—continued</b>						
Subprofessional service—Continued						
Grade 4. Range \$1,902 to \$2,298:	14	\$28,328	14	\$27,882	13.7	\$23,045
Grade 3. Range \$1,704 to \$2,100:	14.2	24,164	14.2	23,189	14.5	21,997
Grade 2. Range \$1,572 to \$1,968:	10	16,699	10	16,380	8.8	12,046
Crafts, protective, and custodial service:						
Grade 6. Range \$2,166 to \$2,562:	4	9,324	4	9,258	4	7,740
Grade 5. Range \$1,968 to \$2,364:	4	8,334	4	8,268	3.4	5,920
Grade 4. Range \$1,770 to \$2,166:	6	10,950	6	10,818	5.2	7,925
Grade 3. Range \$1,572 to \$1,902:	4	6,816	4	6,750	8.5	11,528
Grade 2. Range \$1,440 to \$1,770:						0.8 997
Unclassified	23.5	20,068	23.5	20,068	27.5	24,634
Total permanent, field	187.5	486,885	187.5	480,085	185.7	406,054
Temporary employment, field					29	32,571
W. A. E. employment, field	3	4,500	3	4,500	2.3	3,509
Overtime pay, field						12,456
All personal services, field	220	524,385	220	530,041	217	521,669
Total, departmental and field	242.6	602,038	242.6	608,638	236.4	595,162
Deduct quarters and subsistence furnished		7,700		7,700		7,500
01 Personal services (net)	242.6	594,338	242.6	600,938	236.4	587,662
<b>OTHER OBLIGATIONS</b>						
02 Travel		13,000		13,000		11,861
03 Transportation of things		8,500		8,500		8,035
04 Communication services		5,000		5,000		4,785
05 Rents and utility services		35,000		35,000		34,146
07 Other contractual services		95,000		95,000		94,238
08 Supplies and materials		175,344		175,344		174,194
09 Equipment		71,600		6,000		6,525
Total other obligations		403,444		337,844		333,784
Grand total obligations		997,782		938,782		921,446
Reimbursements for services performed		-3,782		-3,782		-4,271
Transferred to "Salaries and expenses, Office of Information, Department of Agriculture"						+440
Received by transfer from "Salaries and expenses, animal industry, Agricultural Research Administration," general administrative expenses						-29,000
Net total obligations		994,000		935,000		888,615
Covered into Treasury as miscellaneous receipts, Public Law 529						+36
Excess of obligations over appropriation due to Public Law 106				-95,000		
Estimated savings, unobligated balance						10,849
Total estimate or appropriation		994,000		840,000		899,500
<b>BY PROJECTS OR FUNCTIONS</b>						
1. Swine husbandry investigations		\$148,455		\$147,326		\$155,697
2. Sheep and goat husbandry investigations		168,385		167,107		145,660
3. Horse and mule husbandry investigations		44,533		44,215		36,474
4. Beef cattle husbandry investigations		208,663		207,072		183,500
5. Dual-purpose cattle husbandry investigations		70,422		69,919		65,331
6. Poultry husbandry investigations		280,895		278,750		234,594
7. Certification of pedigrees of imported registered livestock		7,047		7,001		6,310
8. Facilities in building for large animals		65,600				
9. Services performed for other agencies		3,782		3,782		4,271
10. Overtime pay		13,610		13,610		90,059
Grand total obligations		997,782		938,782		921,446
Adjustments (see objects schedule for detail)		-3,782		-98,782		-21,946
Total estimate or appropriation		994,000		840,000		899,500

Diseases of animals: For scientific investigations of diseases of animals, and necessary expenses for investigations of tuberculin, serums, antitoxins, and analogous products, [8708,900] \$895,000, including not to exceed \$30,000 for construction of a building to be used in conducting investigations of pneumoencephalitis in poultry and not to exceed \$75,000 for enlarging the zoological laboratory building at the Agricultural Research Center. (5 U. S. C. 565a; 7 U. S. C. 395, 430; Act of May 5, 1945, Public Law 52.)

Estimate 1947, \$895,000

Appropriated 1946, \$708,900

By objects	Obligations					
	Estimate, 1947		Estimate, 1946		Actual, 1945	
	Man-years	Total salary	Man-years	Total salary	Man-years	Total salary
<b>PERSONAL SERVICES, DEPARTMENTAL</b>						
Professional service:						
Grade 8. Range \$8,750 to \$9,800:						
Special consultant to chief					0.2	\$1,344



By objects	Obligations					
	Estimate, 1947		Estimate, 1946		Actual, 1945	
	Man-years	Total salary	Man-years	Total salary	Man-years	Total salary
<b>PERSONAL SERVICES, DEPARTMENTAL—CON.</b>						
Professional service—Continued						
Grade 7. Range \$7,175 to \$8,225:						
Chief, pathological division	0.6	\$4,185	0.6	\$4,185	0.1	\$554
Grade 6. Range \$6,230 to \$7,070:						
Assistant chief of bureau and chief of pathological division					0.4	2,967
Chief, zoological division	0.8	5,145	0.8	5,145	0.8	4,500
Assistant chief, pathological division	1	6,230	1	6,230	0.4	2,342
Grade 5. Range \$5,180 to \$6,020:						
Assistant chief, zoological division	1	5,600	0.5	2,800		
Assistant chief, pathological division					0.6	3,100
Bacteriologist	0.8	4,358	0.8	4,358	0.7	3,800
Biochemist	0.5	2,905	0.5	2,905	0.5	2,500
Veterinarian	1.5	8,295	1.5	8,225	1.5	7,100
Grade 4. Range \$4,300 to \$5,180:						
Veterinarian	1.8	8,470	1.8	8,470	1.8	7,133
Grade 3. Range \$3,640 to \$4,300:						
Veterinarian	2	7,464	2	7,339	2	6,283
Grade 2. Range \$2,980 to \$3,640	1.8	6,145	1.8	6,065	2.4	6,544
Grade 1. Range \$2,320 to \$2,980	1	2,980	1	2,980	1	2,550
Clerical, administrative, and fiscal service:						
Grade 12. Range \$5,180 to \$6,020:						
Assistant business manager	1	5,390	1	5,390	1	4,600
Grade 9. Range \$3,640 to \$4,300:						
Administrative assistant	1	3,750	1	3,660	0.2	775
Grade 7. Range \$2,980 to \$3,640	2.6	8,313	2.6	8,198	2.4	6,621
Grade 5. Range \$2,320 to \$2,980	1.7	4,153	1.7	4,153	2.3	4,783
Grade 4. Range \$2,100 to \$2,496	4	9,390	4	9,260	2.9	6,111
Grade 3. Range \$1,902 to \$2,298	1	1,902	1	1,902		
Grade 2. Range \$1,704 to \$2,100	0.5	954	0.5	954	1.6	2,516
Subprofessional service:						
Grade 4. Range \$1,902 to \$2,298	0.8	1,542	0.8	1,501	0.9	1,470
Grade 3. Range \$1,704 to \$2,100	1	2,100	1	2,085	1	1,785
Grade 2. Range \$1,572 to \$1,968	2	3,375	2	3,375	1	1,555
Crafts, protective, and custodial service:						
Grade 2. Range \$1,440 to \$1,770	2.5	3,930	2.5	3,930	3.1	3,999
Total permanent, departmental	30.9	106,606	30.4	103,140	28.8	84,932
Overtime pay, departmental				1,879		14,374
All personal services, departmental	30.9	106,606	30.4	105,019	28.8	99,306
<b>PERSONAL SERVICES, FIELD</b>						
Professional service:						
Grade 6. Range \$6,230 to \$7,070:						
Parasitologist	0.3	2,000				
Veterinarian	0.3	2,000				
Grade 5. Range \$5,180 to \$6,020:						
In charge of field station	1	5,600	1	5,600	1	5,000
Assistant chief, zoological division			0.5	2,800	1	5,000
Biochemist	1	5,890	1	5,810	1	5,100
Grade 4. Range \$4,300 to \$5,180:						
In charge of field station	4	18,665	4	18,410	4	15,733
Nutritionist					0.5	2,047
Parasitologist	2	9,400	2	9,260	2	8,000
Protozoologist	1	4,360	1	4,300	0.9	3,178
Veterinarian	2.5	11,570	2.5	11,410	2.5	9,700
Zoologist	2.5	11,790	2.5	11,630	2.5	10,000
Grade 3. Range \$3,640 to \$4,300:						
In charge of field station	5.5	21,135	5.5	20,845	4	13,372
Librarian	1	3,800	1	3,750	1	3,250
Parasitologist	1	3,910	1	3,860	1	3,300
Protozoologist	1	3,685	1	3,640	0.7	2,267
Veterinarian	6	22,810	6	22,500	6.3	20,203
Zoologist	1	4,030	1	3,970	1	3,475
Grade 2. Range \$2,980 to \$3,640	12.5	38,044	12.5	37,564	11.7	31,604
Grade 1. Range \$2,320 to \$2,980	4.3	10,016	4.3	9,876	4.4	8,745
Clerical, administrative, and fiscal service:						
Grade 5. Range \$2,320 to \$2,980	2	4,935	2	4,860	2	4,000
Grade 4. Range \$2,100 to \$2,496	3	6,466	3	6,366	0.3	540
Grade 3. Range \$1,902 to \$2,298	4	8,104	4	8,004	3.3	5,520
Grade 2. Range \$1,704 to \$2,100	2	3,458	2	3,408	0.3	459
Subprofessional service:						
Grade 8. Range \$2,980 to \$3,640	1	3,025	1	2,980	0.4	1,083
Grade 7. Range \$2,650 to \$3,310					0.6	1,342
Grade 6. Range \$2,320 to \$2,980	4.5	11,250	4.5	11,100	4.5	9,528
Grade 5. Range \$2,100 to \$2,496	5	10,782	5	10,632	3.4	6,068
Grade 4. Range \$1,902 to \$2,298	6.1	12,010	6.1	11,840	7.8	12,641
Grade 3. Range \$1,704 to \$2,100	31.1	55,072	31.1	54,502	27.1	39,157
Grade 2. Range \$1,572 to \$1,968	16.2	26,426	16.2	26,076	12.6	16,566
Grade 1. Range \$1,440 to \$1,836	1	1,440	1	1,440	0.9	1,116
Crafts, protective, and custodial service:						
Grade 4. Range \$1,770 to \$2,166	1	1,885	1	1,836	1	1,530
Grade 3. Range \$1,572 to \$1,968	2	3,316	2	3,276	2	2,670
Grade 2. Range \$1,440 to \$1,770	1	1,526	1	1,506	1	1,200
Unclassified	2.5	2,708	2.5	2,673	1.2	1,512
Total permanent, field	129.3	331,108	129.2	325,724	113.9	254,886
Temporary employment, field	55	80,000	55	80,000	54.8	78,880
W. A. E. employment, field	1.1	1,600			0.6	667
Overtime pay, field				7,871		53,349
All personal services, field	185.4	412,708	185	414,595	169.3	387,782
Total, departmental and field	216.3	519,314	215.4	519,614	198.1	487,088
Deduct quarters and subsistence furnished		1,800		1,800		1,710
01 Personal services (net)	216.3	517,514	215.4	517,814	198.1	485,378

By objects	Obligations		
	Estimate, 1947	Estimate, 1946	Actual, 1945
<b>OTHER OBLIGATIONS</b>			
02 Travel	\$12,000	\$9,000	\$6,425
03 Transportation of things	1,730	1,500	1,226
04 Communication services	1,770	1,700	1,445
05 Rents and utility services	5,500	5,200	5,151
07 Other contractual services	61,000	61,000	56,697
08 Supplies and materials	181,686	181,186	163,647
09 Equipment	9,300	8,000	8,321
10 Lands and structures	105,000		6,299
Total other obligations	377,986	267,586	249,211
Grand total obligations	895,500	785,400	734,589
Reimbursements for services performed	-500	-500	-388
Transferred to "Salaries and expenses, Office of Information, Department of Agriculture"			+200
Received by transfer from "Salaries and expenses, animal industry, Agricultural Research Administration," general administrative expenses			-24,179
Net total obligations	895,000	784,900	710,222
Covered into Treasury as miscellaneous receipts, Public Law 529			+19
Excess of obligations over appropriation due to Public Law 106		-76,000	
Estimated savings, unobligated balance			46,698
Total estimate or appropriation	895,000	708,900	756,939
<b>BY PROJECTS OR FUNCTIONS</b>			
1. Investigations of brucellosis (contagious abortion) of livestock	\$267,397	\$265,755	\$247,501
2. Investigations of infectious diseases of livestock and poultry caused by bacteria and fungi, other than brucellosis	130,399	129,601	92,159
3. Investigations of infectious diseases of livestock and poultry caused by viruses	88,413	87,869	65,396
4. Investigations of noninfectious diseases of livestock and poultry	47,682	47,372	42,768
5. Investigations of protozoan parasites of livestock and poultry, including coccidiosis	71,517	71,065	67,300
6. Investigations of worm parasites of livestock and poultry, such as tapeworms, flukes, and roundworms	77,455	76,977	69,173
7. Investigations of miscellaneous parasites of livestock and poultry	43,405	43,120	36,173
8. Investigations of treatments for parasites of livestock and poultry	53,732	53,391	46,008
9. Investigations in Alaska of diseases and parasites affecting livestock and poultry	10,000		
10. Construction of poultry and zoological laboratories	105,000		
11. Services performed for other agencies	500	500	388
12. Overtime pay		9,750	67,723
Grand total obligations	895,500	785,400	734,589
Adjustments (see objects schedule for detail)	-500	-76,500	+22,350
Total estimate or appropriation	895,000	708,900	756,939

Eradicating tuberculosis and Bang's disease: For the control and eradication of the diseases of tuberculosis and paratuberculosis of animals, avian tuberculosis, and Bang's disease of cattle, [\$5,048,000, together with not to exceed \$800,000 of the unobligated balance of the appropriation for the fiscal year 1943] \$6,750,000: Provided, That no part of the money hereby appropriated shall be used in compensating owners of cattle except in cooperation with and supplementary to payments to be made by State, Territory, county, or municipality where condemnation of cattle shall take place, nor shall any payment be made hereunder as compensation for or on account of any such animal if at the time of inspection or test, or at the time of condemnation thereof, it shall belong to or be upon the premises of any person, firm, or corporation to which it has been sold, shipped, or delivered for the purpose of being slaughtered: Provided further, That out of the money hereby appropriated no payment as compensation for any cattle condemned for slaughter shall exceed one-third of the difference between the appraised value of such cattle and the value of the salvage thereof; that no payment hereunder shall exceed the amount paid or to be paid by the State, Territory, county, and municipality where the animal shall be condemned; and that in no case shall any payment hereunder be more than \$25 for any grade animal or more than \$50 for any purebred animal. (21 U. S. C. 114a; Act of May 5, 1945, Public Law 52.)

Estimate 1947, \$6,750,000

Appropriated 1946, \$5,048,000

AGRICULTURAL RESEARCH ADMINISTRATION—Continued

BUREAU OF ANIMAL INDUSTRY—Continued

SALARIES AND EXPENSES—continued

Salaries and Expenses, Animal Industry, Agricultural Research Administration—Continued

By objects	Obligations					
	Estimate, 1947		Estimate, 1946		Actual, 1945	
	Man-years	Total salary	Man-years	Total salary	Man-years	Total salary
<b>PERSONAL SERVICES, DEPARTMENTAL</b>						
Professional service:						
Grade 8. Range \$8,750 to \$9,800:						
Chief of bureau	1	\$9,013	1	\$9,013	1	\$8,000
Grade 7. Range \$7,175 to \$8,225:						
Chief, pathological division	0.3	1,794	0.3	1,794	0.3	1,625
Grade 6. Range \$6,230 to \$7,070:						
Chief, tuberculosis eradication division	1	6,860	1	6,860	1	6,100
Grade 5. Range \$5,180 to \$6,020:						
Assistant chief, tuberculosis eradication division	1	5,810	1	5,810	1	5,000
Bacteriologist	0.3	1,452	0.3	1,452	0.3	1,300
Biochemist	0.5	2,905	0.5	2,905	0.5	2,600
Veterinarian	1	5,600	1	5,600	1	4,800
Grade 4. Range \$4,300 to \$5,150:						
Chemist	0.5	2,365	0.5	2,335	0.5	2,000
Grade 3. Range \$3,640 to \$4,300:						
Technical editor	1	3,860	1	3,860	1	3,300
Veterinarian	0.6	2,382	0.6	2,366	0.6	2,017
Grade 2. Range \$2,980 to \$3,640:						
Grade 1. Range \$2,320 to \$2,980:	0.8	2,717	0.8	2,690	0.5	1,319
Clerical, administrative, and fiscal service:						
Grade 11. Range \$4,300 to \$5,180:						
Administrative officer	1	4,520	1	4,447	0.2	633
Grade 9. Range \$3,640 to \$4,300:						
Administrative assistant	2	7,500	2	7,372	2.3	7,262
Grade 7. Range \$2,980 to \$3,640:						
Grade 5. Range \$2,320 to \$2,980:	4.3	13,030	4.3	12,992	2.8	7,632
Grade 4. Range \$2,100 to \$2,496:	7	17,780	7	17,520	5.6	13,528
Grade 3. Range \$1,902 to \$2,298:	24.7	53,886	24.7	53,886	20.3	36,763
Grade 2. Range \$1,704 to \$2,100:	24.8	49,332	24.8	49,332	21.2	35,553
Grade 1. Range \$1,506 to \$1,902:	12.5	22,060	12.5	22,060	7	10,200
Subprofessional service:						
Grade 3. Range \$1,704 to \$2,100:	1	1,770	1	1,770	1	1,485
Grade 2. Range \$1,572 to \$1,968:	1.5	2,490	1.5	2,490	0.6	912
Grade 1. Range \$1,440 to \$1,836:	3	4,716	3	4,716	3	3,871
Crafts, protective, and custodial service:						
Grade 2. Range \$1,440 to \$1,770:	5	8,000	5	8,000	0.2	224
Total permanent, departmental	95.8	231,348	95.8	230,776	72.2	156,779
Overtime pay, departmental						31,048
All personal services, departmental	95.8	231,348	95.8	235,514	72.2	187,827
<b>PERSONAL SERVICES, FIELD</b>						
Professional service:						
Grade 6. Range \$6,230 to \$7,070:						
Inspector in charge of field station	1.5	9,435	1.5	9,345	1.2	6,533
Grade 5. Range \$5,180 to \$6,020:						
Inspector in charge of field station	29.5	154,270	29.5	152,940	28.5	134,650
Veterinarian	1	5,230	1	5,180	0.7	3,067
Grade 4. Range \$4,300 to \$5,180:						
Inspector in charge of field station	11.9	53,212	11.9	52,742	12.6	48,366
Veterinarian	22.8	98,675	22.8	97,825	23	87,383
Grade 3. Range \$3,640 to \$4,300:						
Inspector in charge of field station	3.7	14,517	3.7	14,392	3.5	11,983
Veterinarian	45	169,289	45	167,889	40.2	129,650
Grade 2. Range \$2,980 to \$3,640:						
Grade 1. Range \$2,320 to \$2,980:	449.5	1,405,714	389.5	1,213,541	345.1	926,856
Grade 1. Range \$2,320 to \$2,980:	22	51,470	22	51,040	17.9	36,894
Clerical, administrative, and fiscal service:						
Grade 6. Range \$2,650 to \$3,310:						
Grade 5. Range \$2,320 to \$2,980:	8.5	24,376	8.5	24,166	4.3	10,733
Grade 4. Range \$2,100 to \$2,496:	30.3	75,185	30.3	74,535	19.7	41,735
Grade 3. Range \$1,902 to \$2,298:	20.3	44,432	20.3	44,052	23.6	44,407
Grade 2. Range \$1,704 to \$2,100:	41.2	82,627	41.2	81,907	39.7	67,902
Grade 1. Range \$1,506 to \$1,902:	93.8	170,839	80.8	147,087	75.5	116,319
Subprofessional service:						
Grade 1. Range \$1,506 to \$1,902:	1	1,648	1	1,638	1	1,334
Grade 6. Range \$2,320 to \$2,980:						
Grade 5. Range \$2,100 to \$2,496:	1	2,450	1	2,430	5	11,987
Grade 4. Range \$1,902 to \$2,298:	5	10,854	5	10,740	3.8	6,900
Grade 3. Range \$1,704 to \$2,100:	3	5,878	3	5,838	1	1,620
Grade 2. Range \$1,572 to \$1,968:	62	110,674	52	92,634	49.3	72,447
Grade 1. Range \$1,440 to \$1,836:	8	13,082	8	12,972	6.7	9,162
Crafts, protective, and custodial service:						
Grade 2. Range \$1,440 to \$1,770:	26	39,278	26	38,958	33.3	41,022
Total permanent, field	887	2,543,135	804	2,301,875	736	1,811,437
Temporary employment, field						6,245
W. A. E. employment, field	5	5,104	5	5,104	6	5,983
Overtime pay, field	21	86,000	21	86,000	21	53,983
Additional pay for foreign service, field		7,675		7,675		380,377
All personal services, field	913	2,641,914	830	2,453,756	763	2,258,804
Total, departmental and field	1,008.8	2,873,262	925.8	2,689,270	835.2	2,446,631
Deduct quarters and subsistence furnished:		180		180		109
01 Personal services (net)	1,008.8	2,873,082	925.8	2,689,090	835.2	2,446,522

By objects	Obligations		
	Estimate, 1947	Estimate, 1946	Actual, 1945
<b>OTHER OBLIGATIONS</b>			
02 Travel	\$420,408	\$385,000	\$315,413
03 Transportation of things	16,000	16,000	12,303
04 Communication services	7,200	7,200	7,141
05 Rents and utility services	18,500	18,500	18,500
07 Other contractual services	107,000	98,000	91,814
08 Supplies and materials	179,710	166,210	123,626
09 Equipment	172,100	128,000	116,827
13 Refunds, awards, and indemnities:			
Indemnities for animals slaughtered on account of:			
Tuberculosis	497,200	397,200	420,000
Bang's disease	2,458,800	2,372,800	2,215,000
Total other obligations	3,876,918	3,588,910	3,320,624
Grand total obligations	6,750,000	6,278,000	5,767,146
Transferred to "Salaries and expenses, Office of Information, Department of Agriculture"			+780
Received by transfer from "Salaries and expenses, animal industry, Agricultural Research Administration," general administrative expenses			-55,000
Reappropriation of 1944 balance for 1945			-343,959
Reappropriation of 1943 balance for 1946			-500,000
Net total obligations	6,750,000	5,478,000	5,398,967
Covered into Treasury as miscellaneous receipts, Public Law 529			+304
Excess of obligations over appropriation due to Public Law 106			-430,000
Estimated savings, unobligated balance			63,961
Total estimate or appropriation	6,750,000	5,048,000	5,433,232
<b>BY PROJECTS OR FUNCTIONS</b>			
1. Eradicating tuberculosis in livestock (including poultry)	\$1,690,000	\$1,490,000	\$1,350,048
2. Eradicating Bang's disease in cattle	5,060,000	4,730,160	4,005,673
3. Overtime pay		57,840	411,425
Grand total obligations	6,750,000	6,278,000	5,767,146
Adjustments (see objects schedule for detail)		-1,230,000	-333,914
Total estimate or appropriation	6,750,000	5,048,000	5,433,232

Hog-cholera control—

Transferred to "Salaries and expenses, animal industry, Agricultural Research Administration," inspection and quarantine: 1945, \$115,440.

Inspection and quarantine: For inspection and quarantine work, including the control and eradication of hog cholera and related swine diseases, southern cattle ticks, scabies in sheep and cattle, and dourine in horses, the supervision of the transportation of livestock, the inspection of vessels, the execution of the twenty-eight-hour law, the inspection and quarantine of imported animals in accordance with the Act of August 30, 1890 (21 U. S. C. 102), and the inspection work relative to the existence of contagious diseases, \$999,600. (21 U. S. C. 101-105, 131; 45 U. S. C. 71-76; 46 U. S. C. 466a-466b; 7 U. S. C. 228a; Act of May 5, 1945, Public Law 52.)

Estimate 1947, \$1,125,000

Appropriated 1946, \$999,600

By objects	Obligations					
	Estimate, 1947		Estimate, 1946		Actual, 1945	
	Man-years	Total salary	Man-years	Total salary	Man-years	Total salary
<b>PERSONAL SERVICES, DEPARTMENTAL</b>						
Professional service:						
Grade 7. Range \$7,175 to \$8,225:						
Assistant chief of bureau and chief of field inspection division	1	\$7,175	1	\$7,175	0.4	\$2,437
Grade 6. Range \$6,230 to \$7,070:						
Chief, field inspection division					0.6	3,750
Chief, information division	1	6,440	1	6,380	1	5,600
Chief, interstate inspection division	1	6,860	1	6,860	1	6,000
Grade 5. Range \$5,180 to \$6,020:						
Assistant chief, field inspection division	1	5,390	1	5,205	0.9	4,306
Assistant chief, interstate inspection division	1	5,810	1	5,810	1	5,000
Veterinarian	0.5	2,905	0.5	2,825	0.5	2,450
Grade 4. Range \$4,300 to \$5,180:						
Chemist	0.4	1,989	0.4	1,959	0.4	1,667
Information specialist	1	4,520	1	4,390	0.9	3,363
Grade 3. Range \$3,640 to \$4,300:						
Technical editor					0.1	406
Clerical, administrative, and fiscal service:						
Grade 9. Range \$3,640 to \$4,300:						
Administrative assistant	1	3,750	1	3,740	1.1	3,776
Grade 7. Range \$2,980 to \$3,640:	2	6,400	2	6,310	2.1	5,535
Grade 5. Range \$2,320 to \$2,980:	5	13,520	5	13,250	4.7	10,669
Grade 4. Range \$2,100 to \$2,496:	2	4,398	2	4,398	1.6	2,903
Grade 3. Range \$1,902 to \$2,298:					0.4	668

By objects	Obligations					
	Estimate, 1947		Estimate, 1946		Actual, 1945	
	Man-years	Total salary	Man-years	Total salary	Man-years	Total salary
<b>PERSONAL SERVICES, DEPARTMENTAL—CON.</b>						
Subprofessional service:						
Grade 2. Range \$1,572 to \$1,968.....	1	\$1,704	1	\$1,704	1.3	\$1,761
Total permanent, departmental.....	17.9	70,861	17.9	70,666	18	69,291
Overtime pay, departmental.....				1,216		9,455
All personal services, departmental.....	17.9	70,861	17.9	71,222	18	69,746
<b>PERSONAL SERVICES, FIELD</b>						
Professional service:						
Grade 6. Range \$6,230 to \$7,070:						
Inspector in charge of field station.....	0.5	3,220	0.5	3,115	0.1	233
Grade 5. Range \$5,180 to \$6,020:						
Inspector in charge of field station.....	2.9	15,447	2.9	15,347	3.3	15,916
Grade 4. Range \$4,300 to \$5,180:						
Inspector in charge of field station.....	5.2	22,695	5.2	22,575	6.8	26,075
Veterinarian.....	0.7	3,320	0.7	3,225	0.6	2,117
Grade 3. Range \$3,640 to \$4,300:						
Inspector in charge of field station.....	17.4	66,201	17.4	65,651	15.6	51,179
Veterinarian.....	24.2	90,159	24.2	89,469	20.7	66,294
Grade 2. Range \$2,980 to \$3,640:						
Inspector in charge of field station.....	71.2	247,298	71.2	245,698	72.8	222,759
Grade 1. Range \$2,320 to \$2,980.....	1	2,320	1	2,320	0.2	417
Clerical, administrative, and fiscal service:						
Grade 8. Range \$3,310 to \$3,970.....	1	3,310	1	3,310	0.1	116
Grade 7. Range \$2,980 to \$3,640.....	16	47,197	16	47,089	8.7	22,969
Grade 6. Range \$2,650 to \$3,310.....	72.5	204,696	72.5	202,696	75.4	178,968
Grade 5. Range \$2,320 to \$2,980.....	17.7	41,865	17.7	41,325	18.4	39,469
Grade 4. Range \$2,100 to \$2,496.....	48.7	106,310	48.7	105,360	47.3	85,579
Grade 3. Range \$1,902 to \$2,298.....	7.8	15,203	7.8	15,053	10.1	16,776
Grade 2. Range \$1,704 to \$2,100.....	1.2	2,439	1.2	2,439	3	4,770
Crafts, protective, and custodial service:						
Grade 7. Range \$2,364 to \$2,870.....	1	2,430	1	2,430	1	2,085
Unclassified.....	3	3,240	3	3,240	2	3,156
Total permanent, field.....	292	877,380	292	870,342	286.1	738,858
W. A. E. employment, field.....	0.7	2,500	0.7	2,500	0.7	2,191
Overtime pay, field.....				21,120		153,160
Additional pay for foreign service, field.....		10,212		10,212		8,403
All personal services, field.....	292.7	890,092	292.7	904,174	286.8	902,612
Total, departmental and field.....	310.6		310.6		304.8	
Deduct quarters and subsistence furnished.....		960,953		975,396		972,358
		980		980		969
01 Personal services (net).....	310.6		310.6		304.8	
		959,973		974,416		971,389
<b>OTHER OBLIGATIONS</b>						
02 Travel.....		64,000		64,000		58,500
03 Transportation of things.....		4,000		4,000		3,450
04 Communication services.....		4,000		4,000		3,817
05 Rents and utility services.....		9,600		9,600		9,606
07 Other contractual services.....		27,000		27,000		26,207
08 Supplies and materials.....		18,714		18,714		18,938
09 Equipment.....		28,000		28,000		12,003
Total other obligations.....		155,314		155,314		133,611
Grand total obligations.....	1,115,287		1,129,730		1,105,000	
Reimbursements for services performed.....		-1,000		-1,000		-1,185
Transferred to "Salaries and expenses, marketing services (transfer from Bureau of Animal Industry)".....	+10,713		+10,870		+14,364	
Received by transfer from "Salaries and expenses, animal industry, Agricultural Research Administration".....						-36,100
General administrative expenses.....						-115,440
Hog-cholera control.....						
Net total obligations.....	1,125,000		1,139,600		966,639	
Covered into Treasury as miscellaneous receipts, Public Law 529.....						+78
Excess of obligations over appropriation due to Public Law 106.....			-140,000			
Estimated savings, unobligated balance.....						36,413
Total estimate or appropriation.....	1,125,000		999,600		1,003,130	
<b>BY PROJECTS OR FUNCTIONS</b>						
1. Scabies eradication.....	\$115,720		\$114,900		\$92,125	
2. Control over interstate shipment of livestock for the purpose of preventing the spread of communicable diseases.....	364,867		362,294		337,475	
3. Determination by inspectors in the field of the existence of diseases.....	59,930		59,500		24,060	
4. Inspection and quarantine of import animals.....	125,690		124,800		114,873	
5. Supervision over the importation of hides and other animal byproducts, forage, etc.....	71,910		71,400		64,689	
6. Inspection and testing of animals for export.....	20,140		20,000		6,645	
7. Eradicating cattle ticks.....	221,460		219,900		187,426	
8. Control of hog cholera and related swine diseases.....	115,720		114,900		97,407	
9. Portion of funds for enforcement of 28-hour law retained by Bureau of Animal Industry to cover cost of services performed for Office of Marketing Services on that project.....	18,850		18,700		16,500	

By projects or functions	Obligations		
	Estimate, 1947	Estimate, 1946	Actual, 1945
10. Services performed for other agencies.....	\$1,000	\$1,000	\$1,185
11. Overtime pay.....		22,336	192,615
Grand total obligations.....	1,115,287	1,129,730	1,105,000
Adjustments (see objects schedule for detail).....	+9,713	-130,130	-101,870
Total estimate or appropriation.....	1,125,000	999,600	1,003,130

Meat inspection: For carrying out the provisions of laws relating to Federal inspection of meat and meat food products, **\$7,800,000** \$9,160,000. (21 U. S. C. 71-96; 31 U. S. C. 725a; 7 U. S. C. 451; Act of May 5, 1945, Public Law 52.)

Estimate 1947, **\$9,160,000** Appropriated 1946, **\$7,800,000**

By objects	Obligations					
	Estimate, 1947		Estimate, 1946		Actual, 1945	
	Man-years	Total salary	Man-years	Total salary	Man-years	Total salary
<b>PERSONAL SERVICES, DEPARTMENTAL</b>						
Professional service:						
Grade 6. Range \$6,230 to \$7,070:						
Chief, zoological division.....	0.3	\$1,715	0.3	\$1,715	0.3	\$1,500
Grade 3. Range \$3,640 to \$4,300:						
Veterinarian.....	0.5	1,930	0.5	1,887	0.5	1,600
Clerical, administrative, and fiscal service:						
Grade 5. Range \$2,320 to \$2,980.....	0.3	810	0.3	807	0.3	511
Grade 4. Range \$2,100 to \$2,496.....					0.1	145
Subprofessional service:						
Grade 4. Range \$1,902 to \$2,298.....	0.8	1,468	0.8	1,450	0.2	270
Grade 3. Range \$1,704 to \$2,100.....					0.5	787
Total permanent, departmental.....	1.9	5,923	1.9	5,859	1.9	4,813
Overtime pay, departmental.....				119		843
All personal services, departmental.....	1.9	5,923	1.9	5,978	1.9	5,656
<b>PERSONAL SERVICES, FIELD</b>						
Professional service:						
Grade 5. Range \$5,180 to \$6,020:						
Biochemist.....	1	5,810	1	5,810	1	5,100
Grade 4. Range \$4,300 to \$5,180:						
Inspector in charge of field station.....	1	4,593	1	4,520	1	3,867
Zoologist.....	0.5	2,370	0.5	2,370	0.5	2,000
Grade 3. Range \$3,640 to \$4,300:						
Inspector in charge of field station.....	0.5	1,875	0.5	1,875	0.5	1,600
Grade 2. Range \$2,980 to \$3,640:						
Inspector in charge of field station.....	1	3,200	1	3,145	0.2	675
Subprofessional service:						
Grade 6. Range \$2,320 to \$2,980.....	0.5	1,215	0.5	1,181	0.8	2,033
Grade 5. Range \$2,100 to \$2,496.....					0.5	853
Grade 4. Range \$1,902 to \$2,298.....	0.9	1,865	0.9	1,850	0.9	1,530
Grade 3. Range \$1,704 to \$2,100.....	0.5	978	0.6	1,219	0.5	720
Crafts, protective, and custodial service:						
Grade 2. Range \$1,440 to \$1,770.....	1	1,572	1	1,572	1	1,260
Total permanent, field.....	6.9	23,478	7	23,542	6.9	19,638
Overtime pay, field.....				419		3,444
All personal services, field.....	6.9	23,478	7	23,961	6.9	23,082
01 Personal services (net).....	8.8	29,401	8.9	29,939	8.8	28,738
<b>OTHER OBLIGATIONS</b>						
02 Travel.....		50		50		
03 Transportation of things.....		100		100		6
04 Communication services.....		90		90		50
07 Other contractual services.....		300		300		58
08 Supplies and materials.....		1,407		1,407		928
09 Equipment.....		100		100		6
Total other obligations.....		2,047		2,047		1,046
Grand total obligations.....	31,448		31,986		29,784	
Transferred to "Salaries and expenses, marketing services (transfer from Bureau of Animal Industry)".....	+9,128,552		+9,358,014		+9,370,394	
Received by transfer from "Salaries and expenses, animal industry, Agricultural Research Administration," general administrative expenses.....						-43,100
Net total obligations.....	9,160,000		9,390,000		9,357,078	
Covered into Treasury as miscellaneous receipts, Public Law 529.....						+1
Excess of obligations over appropriation due to Public Law 106.....			-1,599,000			
Estimated savings, unobligated balance.....						2,045
Total estimate or appropriation.....	9,160,000		7,800,000		9,359,124	

Virus Serum Toxin Act: For carrying out the provisions of the Act approved March 4, 1913 (21 U. S. C. 151-158), regulating the preparation, sale, barter, exchange, or shipment of any virus, serum, toxin, or analogous product manufactured in the United States and the importation of such products intended for use in the

AGRICULTURAL RESEARCH ADMINISTRATION—Continued

BUREAU OF ANIMAL INDUSTRY—Continued

SALARIES AND EXPENSES—continued

Salaries and Expenses, Animal Industry, Agricultural Research Administration—Continued

treatment of domestic animals, **[\$243,400]** \$300,000. (7 U. S. C. 430; Act of May 5, 1945, Public Law 52.)

Estimate 1947, **\$300,000** Appropriated 1946, **\$243,400**

By objects	Obligations					
	Estimate, 1947		Estimate, 1946		Actual, 1945	
	Man-years	Total salary	Man-years	Total salary	Man-years	Total salary
<b>PERSONAL SERVICES, DEPARTMENTAL</b>						
Professional service:						
Grade 7. Range \$7,175 to \$8,225:						
Chief, pathological division.....	0.2	\$1,196	0.2	\$1,196	0.2	\$1,104
Grade 4. Range \$4,300 to \$5,180:						
Chemist.....	0.1	394	0.1	389	0.1	332
Veterinarian.....	0.2	790	0.2	790	0.2	667
Grade 3. Range \$3,640 to \$4,300:						
Veterinarian.....	0.7	2,978	0.7	2,978	0.7	2,531
Clerical, administrative, and fiscal service:						
Grade 7. Range \$2,950 to \$3,640.....	1.2	4,155	1.2	4,125	1.5	4,191
Grade 2. Range \$1,704 to \$2,100.....	1	1,770	1	1,770	0.9	1,353
Grade 1. Range \$1,506 to \$1,902.....	1	1,572	1	1,532	0.7	989
Subprofessional service:						
Grade 4. Range \$1,902 to \$2,298.....	0.5	1,017	0.5	1,017	0.5	840
Grade 2. Range \$1,572 to \$1,968.....	0.5	918	0.5	900	0.5	720
Crafts, protective, and custodial service:						
Grade 2. Range \$1,440 to \$1,770.....	0.5	819	0.5	810	1	1,345
Total permanent, departmental.....	5.9	15,609	5.9	15,507	6.3	14,072
Overtime pay, departmental.....				320		2,515
All personal services, departmental.....	5.9	15,609	5.9	15,827	6.3	16,587
<b>PERSONAL SERVICES, FIELD</b>						
Professional service:						
Grade 6. Range \$6,230 to \$7,070:						
Chief, division of virus-serum control.....	1	6,860	1	6,860	1	6,100
Grade 5. Range \$5,180 to \$6,020:						
Assistant chief, division of virus-serum control.....	1	6,020	1	5,859	1	5,150
Inspector in charge of field station.....	0.8	4,043	0.8	4,043	0.7	3,450
Grade 4. Range \$4,300 to \$5,180:						
Inspector in charge of field station.....	6.8	30,837	6.8	30,140	7.2	27,318
Veterinarian.....	1	4,520	1	4,385	0.9	3,483
Grade 3. Range \$3,640 to \$4,300:						
Inspector in charge of field station.....	6	23,930	6	23,810	6.1	21,000
Veterinarian.....	16.8	63,389	16.8	62,814	14.1	44,796
Grade 2. Range \$2,950 to \$3,640.....	18.6	59,240	14.6	47,278	16.6	47,891
Grade 1. Range \$2,320 to \$2,950.....					0.7	1,312
Clerical, administrative, and fiscal service:						
Grade 7. Range \$2,950 to \$3,640.....	1	2,950	1	2,980	0.4	975
Grade 6. Range \$2,650 to \$3,310.....	11	32,440	11	31,559	10.1	24,066
Grade 5. Range \$2,320 to \$2,950.....	12	28,942	9	21,557	6.2	12,066
Grade 4. Range \$2,100 to \$2,496.....	1	2,166	1	2,166	1.7	3,220
Grade 3. Range \$1,902 to \$2,298.....	2	3,936	2	3,834	7.1	13,449
Grade 2. Range \$1,704 to \$2,100.....	2	3,870	2	3,820	1.8	3,040
Total permanent, field.....	81	273,173	74	251,135	75.6	217,256
Overtime pay, field.....				5,220		41,997
All personal services, field.....	81	273,173	74	256,355	75.6	259,253
01 Personal services (net).....	86.9	288,782	79.9	272,182	81.9	275,840
<b>OTHER OBLIGATIONS</b>						
02 Travel.....		7,300		7,300		7,144
03 Transportation of things.....		800		800		585
04 Communication services.....		1,200		1,200		1,007
05 Rents and utility services.....		2,100		2,100		1,998
07 Other contractual services.....		800		800		468
08 Supplies and materials.....		1,400		1,400		1,140
09 Equipment.....		1,845		1,845		1,774
Total other obligations.....		15,445		15,445		14,116
Grand total obligations.....		304,227		287,627		280,956
Reimbursements for services performed.....		-4,227		-4,227		-4,140
Received by transfer from "Salaries and expenses, animal industry, Agricultural Research Administration," general administrative expenses.....						-8,000
Net total obligations.....		300,000		283,400		277,816
Covered into Treasury as miscellaneous receipts, Public Law 529.....						+12
Excess of obligations over appropriation due to Public Law 106.....				-40,000		
Estimated savings, unobligated balance.....						1,400
Total estimate or appropriation.....		300,000		243,400		279,228

Marketing Agreements, Hog Cholera Virus and Serum, Agricultural Research Administration—

Marketing agreements, hog cholera virus and serum: The sum of **[\$31,940]** \$37,300 of the appropriation made by section 12 (a)

of the Agricultural Adjustment Act, approved May 12, 1933, is hereby made available during the fiscal year for which appropriations are herein made to carry into effect sections 56 to 60, inclusive, of the Act approved August 24, 1935 (7 U. S. C. 851-855), entitled "An Act to amend the Agricultural Adjustment Act, and for other purposes", including the employment of persons and means in the District of Columbia and elsewhere. (Act of May 5, 1945, Public Law 52.)

By objects	Obligations					
	Estimate, 1947		Estimate, 1946		Actual, 1945	
	Man-years	Total salary	Man-years	Total salary	Man-years	Total salary
<b>PERSONAL SERVICES, FIELD</b>						
Professional service:						
Grade 4. Range \$4,300 to \$5,180:						
Veterinarian.....	1	\$4,960	1	\$4,791	1	\$4,150
Grade 2. Range \$2,980 to \$3,640.....	3	9,820	3	9,752	2.9	8,482
Grade 1. Range \$2,320 to \$2,980.....					0.1	167
Clerical, administrative, and fiscal service:						
Grade 6. Range \$2,650 to \$3,310.....	2	5,630	2	5,600	2	4,675
Grade 4. Range \$2,100 to \$2,496.....	5.7	12,860	5.7	12,645	3.5	6,705
Grade 3. Range \$1,902 to \$2,298.....	2	3,936	2	3,888	1.9	3,184
Grade 2. Range \$1,704 to \$2,100.....					1.2	1,723
Total permanent, field.....	13.7	37,206	13.7	36,676	12.6	29,086
Overtime pay, field.....				970		5,933
01 Personal services (net).....	13.7	37,206	13.7	37,646	12.6	35,019
<b>OTHER OBLIGATIONS</b>						
04 Communication services.....		4		4		2
07 Other contractual services.....		90		90		59
Total other obligations.....		94		94		61
Grand total obligations.....		37,300		37,740		35,080
Received by transfer from "Salaries and expenses, Agricultural Adjustment Administration".....		-37,300		-37,740		-38,444
Estimated savings, unobligated balance.....						3,364
Total estimate or appropriation.....						

ERADICATION OF FOOT-AND-MOUTH AND OTHER CONTAGIOUS DISEASES OF ANIMALS

Eradication of Foot-and-Mouth and Other Contagious Diseases of Animals, Agricultural Research Administration—

In case of an emergency arising out of the existence of foot-and-mouth disease, rinderpest, contagious pleuropneumonia, or other contagious or infectious diseases of animals, or *European fowl pest* and similar diseases in poultry, which, in the opinion of the Secretary, threatens the livestock or the poultry industry of the country, he may expend in the city of Washington or elsewhere any unexpended balances of appropriations heretofore made for this purpose, not to exceed \$305,000, in the arrest and eradication of any such disease, including the payment of claims growing out of past and future purchases and destruction [in cooperation with the States,] of animals (including poultry) affected by or exposed to, or of materials contaminated by or exposed to, any such disease, wherever found and irrespective of ownership, under like or substantially similar circumstances, when such owner has complied with all lawful quarantine regulations: *Provided*, That the payment for such animals hereafter purchased may be made on appraisement based on the meat, egg-production, dairy, or breeding value, but in case of appraisement based on breeding value no appraisement of any such animal shall exceed three times its meat, egg-production, or dairy value, and, except in case of an extraordinary emergency, to be determined by the Secretary, the payment by the United States Government for any such animals shall not exceed one-half of any such appraisements: *Provided further*, That [of said \$305,000 not to exceed \$5,000 may be used to control and eradicate the European fowl pest and similar diseases in poultry.] poultry may be appraised in groups when the basis for appraisal is the same for each bird. (21 U. S. C. 114a; Act of May 5, 1945, Public Law 52.)

By objects	Obligations		
	Estimate, 1947	Estimate, 1946	Actual, 1945
Reappropriation of prior year balance for 1945.....			-\$305,000
Reappropriation of 1945 balance for 1946.....		-\$305,000	+\$305,000
Reappropriation of 1946 balance for 1947.....	-\$305,000	+\$305,000	
Reappropriation of 1947 balance for 1948.....	+\$305,000		
Total estimate or appropriation.....			

Special Research Fund, Department of Agriculture (Bureau of Animal Industry)—

By objects	Obligations					
	Estimate, 1947		Estimate, 1946		Actual, 1945	
	Man-years	Total salary	Man-years	Total salary	Man-years	Total salary
<b>PERSONAL SERVICES, FIELD</b>						
Professional service:						
Grade 6. Range \$6,230 to \$7,070:						
In charge, regional research laboratory.	4	\$27,020	4	\$26,908	4	\$23,600
Grade 5. Range \$5,180 to \$6,020:						
Biochemist	1	5,390	1	5,245	0.8	3,833
Geneticist (poultry)	1	5,810	1	5,754	1	5,000
Physiologist	0.5	2,905	0.5	2,877	0.5	2,500
Grade 4. Range \$4,300 to \$5,180:						
Animal husbandman	1	4,740	1	4,740	1	4,000
Biochemist	1	4,520	1	4,461	1	3,700
Cytopathologist	1	4,520	1	4,368	0.8	3,167
Physiologist (poultry)	2	9,040	2	8,998	2	7,600
Veterinarian						
Grade 3. Range \$3,640 to \$4,300:						
Animal husbandman	1.8	6,662	1.8	6,662	2.1	6,875
Physiologist	1	3,750	1	3,674	0.4	1,271
Animal fiber technologist	1	3,750	1	3,674	0.4	1,200
Chemist	1	3,970	1	3,970	1	3,400
Geneticist					0.6	1,810
Protozoologist					4.8	12,434
Grade 2. Range \$2,980 to \$3,640:					1.9	3,722
Grade 1. Range \$2,320 to \$2,980:						
Clerical, administrative, and fiscal service:						
Grade 7. Range \$2,980 to \$3,640:	1	3,200	1	3,140	0.1	225
Grade 5. Range \$2,320 to \$2,980:	2	4,860	2	4,826	1.7	3,417
Grade 4. Range \$2,100 to \$2,496:	1	2,166	1	2,110	0.5	908
Grade 3. Range \$1,902 to \$2,298:	3.2	6,298	3.2	6,287	3.2	5,107
Grade 2. Range \$1,704 to \$2,100:	6	10,356	6	10,262	3.1	4,399
Grade 1. Range \$1,506 to \$1,902:	1	1,638	1	1,620	1	1,305
Subprofessional service:						
Grade 6. Range \$2,320 to \$2,980:	2	4,970	2	4,902	1.4	2,933
Grade 5. Range \$2,100 to \$2,496:	1.5	3,348	1.5	3,323	2.1	3,870
Grade 4. Range \$1,902 to \$2,298:	3.8	7,624	3.8	7,588	3.9	6,525
Grade 3. Range \$1,704 to \$2,100:	8	14,556	8	14,472	8.7	12,921
Grade 2. Range \$1,572 to \$1,968:	2	3,342	2	3,342	3.1	4,142
Grade 1. Range \$1,440 to \$1,836:					0.1	144
Crafts, protective, and custodial service:						
Grade 7. Range \$2,364 to \$2,870:	1	2,496	1	2,496	1	2,100
Grade 4. Range \$1,770 to \$2,166:	5	9,246	5	9,046	4	5,985
Grade 3. Range \$1,572 to \$1,902:					0.6	804
Unclassified:						
Skilled laborer	1	1,008	1	1,008	1	900
Unskilled laborer	9	9,000	9	9,000	8.7	7,191
Total permanent, field	68.3	179,760	68.3	178,250	66.9	148,355
Temporary employment, field	4.8	57,116	4.8	57,116	44.9	54,320
W. A. E. employment, field	6.7	11,176	6.7	11,324	6.1	7,049

By objects	Obligations					
	Estimate, 1947		Estimate, 1946		Actual, 1945	
	Man-years	Total salary	Man-years	Total salary	Man-years	Total salary
<b>PERSONAL SERVICES, FIELD—continued</b>						
Overtime pay, field				\$3,805		\$29,482
All personal services, field	123	\$248,052	123	250,495	117.9	239,206
Deduct quarters and subsistence furnished		1,050		1,050		911
01 Personal services (net)	123	247,002	123	249,445	117.9	238,295
<b>OTHER OBLIGATIONS</b>						
02 Travel		4,510		4,860		5,735
03 Transportation of things		870		870		1,735
04 Communication services		425		425		424
05 Rents and utility services		4,400		4,400		4,487
06 Printing and binding		1,700		1,700		1,700
07 Other contractual services		3,615		3,615		4,615
08 Supplies and materials		66,156		66,856		76,961
09 Equipment		6,830		5,780		8,118
Total other obligations		88,506		88,506		102,075
Grand total obligations		335,508		337,951		340,370
Reimbursements for services performed						-4,140
Allotted from "Special research fund, Department of Agriculture"		-335,508		-337,951		-344,594
Covered into Treasury as miscellaneous receipts, Public Law 529						+8
Estimated savings, unobligated balance						8,356
Total estimate or appropriation						
<b>BY PROJECTS OR FUNCTIONS</b>						
1. Special research laboratories in major agricultural regions		\$301,526		\$300,520		\$276,175
2. Special research projects		33,982		33,626		30,573
3. Services performed for other agencies						4,140
4. Overtime pay				3,805		29,482
Grand total obligations		335,508		337,951		340,370
Adjustments (see objects schedule for detail)		-335,508		-337,951		-340,370
Total estimate or appropriation						
Total, Bureau of Animal Industry, annual appropriation, general account:						
Estimate 1947, \$19,224,000			Appropriated 1946, \$15,639,900			

Statement of proposed expenditures for purchase, maintenance, repair, and operation of passenger-carrying vehicles for the fiscal year ending June 30, 1947

BUREAU OF ANIMAL INDUSTRY

Appropriation	Vehicles (motor unless otherwise indicated) to be purchased		Old vehicles to be exchanged		Net cost of vehicles to be purchased	Old vehicles still to be used	Total maintenance, repair, and operation, all vehicles	Public purpose and users
	Number	Gross cost	Number	Allowance (estimated)				
Animal husbandry	1	\$1,050	1	\$300	\$750	8	\$2,430	Travel by officials of experiment stations at Brooksville, Fla.; Dubois, Idaho; Falfurrias, Tex.; Middlebury, Vt.; Miles City, Mont.; Jeanerette, La.; and Beltsville, Md., in surrounding territory and carrying visiting scientists to the more remote parts of the stations.
Diseases of animals	2	2,100	2	600	1,500	3	1,350	Official travel in vicinities of Salina, Utah; Ames, Iowa; Angleton, Tex.; and Beltsville, Md., investigating growth of poisonous plants and losses of animals due to consumption of same; to outlying farms for conducting investigations in hog cholera; for demonstrating on farms and ranches the method of treating cattle affected with liver fluke; and investigations of parasitic diseases, respectively.
Eradicating tuberculosis and Bang's disease	162	170,100	120	36,000	134,100	400	177,600	Travel to farms by veterinary inspectors in all States and Puerto Rico in connection with eradication of tuberculosis and Bang's disease in livestock.
Inspection and quarantine	36	37,800	36	10,800	27,000	57	27,900	Travel to farms, ranches, and other premises by Bureau inspectors in 24 States in connection with the eradication of scabies and dourine, travel in international inspection and quarantine; travel to farms, premises, and dipping vats by veterinary inspectors in Alabama, Arkansas, Florida, Louisiana, Texas, Mississippi, and Puerto Rico in connection with eradication of cattle ticks; travel to farms and premises by veterinary inspectors in 15 States in connection with the eradication of hog cholera.
Virus-Serum-Toxin Act	1	1,050	1	300	750	2	810	Travel to establishments producing anti-hog-cholera serum and other products in Iowa, Kansas, and Missouri.
Total	202	212,100	160	48,000	164,100	470	210,090	

AGRICULTURAL RESEARCH ADMINISTRATION—Continued

BUREAU OF DAIRY INDUSTRY

Salaries and Expenses, Dairy Industry, Agricultural Research Administration—

Salaries and expenses: For necessary expenses, including not to exceed \$332,325 \$520,320 for personal services in the District of Columbia, of the Bureau of Dairy Industry in carrying out the provisions of the Act of May 29, 1924 (7 U. S. C. 401-404), including investigations, experiments, and demonstrations in dairy industry, [cooperative investigations of the dairy industry in the various States,] for carrying out the applicable provisions of the Acts of May 9, 1902 (26 U. S. C. 2325, 2326 (c), 2327 (b)), and August 10, 1912 (26 U. S. C. 2327 (c)), relating to process or renovated butter, and the Act of May 23, 1908 (21 U. S. C. 94 (a)) insofar as it relates to the exportation of process or renovated butter, [\$742,300] \$1,011,000. (5 U. S. C. 511; 7 U. S. C. 385, 385a, 421-422a; Act of May 5, 1945, Public Law 52.)

Annual appropriation, general account:

Estimate 1947, \$1,011,000 Appropriated 1946, \$742,300

By objects	Obligations					
	Estimate, 1947		Estimate, 1946		Actual, 1945	
	Man-years	Total salary	Man-years	Total salary	Man-years	Total salary
<b>PERSONAL SERVICES, DEPARTMENTAL</b>						
Professional service:						
Grade 8. Range \$8,750 to \$9,800:						
Chief of bureau	1	\$9,800	1	\$9,800	1	\$9,000
Grade 7. Range \$7,175 to \$8,225:						
Head, division of dairy research laboratories	1	7,175	1	7,175	0.5	2,978
Grade 6. Range \$6,230 to \$7,070:						
Assistant to the chief (research)	1	6,860	1	6,803	1	6,000
Chemist	1	6,230	1	6,230	0.5	2,567
Dairy technician					0.2	1,400
Head, division of dairy cattle breeding, feeding, and management	1	7,070	1	7,070	1	6,400
Head, division of dairy-herd improvement	1	6,230	1	6,230	0.5	2,567
Head, division of dairy research laboratories					0.5	3,033
Grade 5. Range \$5,180 to \$6,020:						
Chemist	1	6,020	1.1	6,610	1.5	8,056
Dairy husbandman	7	41,300	6.5	38,085	7	36,000
Dairy manufacturing specialist	1	5,390	1	5,301	1	4,600
Head, division of dairy-herd improvement					0.5	2,708
Head, section of information	1	5,810	1	5,753	1	5,000
Market milk specialist	1	6,020	1	6,020	1	5,400
Grade 4. Range \$4,300 to \$5,180:						
Bacteriologist	3	13,780	3	13,425	3	11,550
Chemist	2	9,040	2	8,947	2	7,600
Dairy manufacturing specialist	2	9,920	2	9,861	2	8,600
Engineer	1	4,520	1	4,461	1	3,800
Grade 3. Range \$3,640 to \$4,300:						
Bacteriologist	1	3,750	1	3,750	1	3,200
Chemist	7.6	30,300	8	31,554	7.3	24,577
Dairy economist	1	4,300	1	4,300	1	3,775
Dairy manufacturing specialist	2	7,720	2	7,690	2	6,575
Grade 2. Range \$2,980 to \$3,640:						
Grade 2. Range \$2,980 to \$3,640	5.4	16,500	3.3	10,380	2.8	7,390
Grade 1. Range \$2,320 to \$2,980:						
Grade 1. Range \$2,320 to \$2,980	1	2,320	1	2,320		
Clerical, administrative, and fiscal service:						
Grade 12. Range \$5,180 to \$6,020:						
Assistant to the chief	1	6,020	1	6,907	1	5,200
Grade 9. Range \$3,640 to \$4,300:						
Head, administrative operations section	1	3,750	1	3,644		
Head, personnel section	1	3,860	1	3,831	1	3,213
Grade 7. Range \$2,980 to \$3,640:						
Grade 7. Range \$2,980 to \$3,640	6.6	21,170	7	22,413	7	19,120
Grade 6. Range \$2,650 to \$3,310:						
Grade 6. Range \$2,650 to \$3,310	1	2,760	1	2,683	0.3	767
Grade 5. Range \$2,320 to \$2,980:						
Grade 5. Range \$2,320 to \$2,980	12	29,930	12	29,625	11.9	24,570
Grade 4. Range \$2,100 to \$2,496:						
Grade 4. Range \$2,100 to \$2,496	15.8	36,017	15.6	35,445	15.3	30,268
Grade 3. Range \$1,902 to \$2,298:						
Grade 3. Range \$1,902 to \$2,298	91	177,190	28.5	57,905	27.3	45,182
Grade 2. Range \$1,704 to \$2,100:						
Grade 2. Range \$1,704 to \$2,100	4	7,212	3.5	6,119	2.3	4,166
Subprofessional service:						
Grade 8. Range \$2,980 to \$3,640:						
Grade 8. Range \$2,980 to \$3,640	1	3,420	1	3,361	0.9	2,617
Grade 7. Range \$2,650 to \$3,310:						
Grade 7. Range \$2,650 to \$3,310					0.1	233
Grade 5. Range \$2,100 to \$2,496:						
Grade 5. Range \$2,100 to \$2,496	2	4,464	2	4,416	2	3,705
Grade 3. Range \$1,704 to \$2,100:						
Grade 3. Range \$1,704 to \$2,100	1	1,968	1	1,932	0.9	1,391
Crafts, protective, and custodial service:						
Grade 3. Range \$1,572 to \$1,902:						
Grade 3. Range \$1,572 to \$1,902	2	3,540	2	3,504	2	2,850
Grade 2. Range \$1,440 to \$1,770:						
Grade 2. Range \$1,440 to \$1,770	5	7,794	4.9	7,650	4.6	5,770
Total permanent, departmental	187.4	519,150	122.4	390,030	115.9	321,828
Part-time employment, departmental					0.1	48
W. A. E. employment, departmental	0.4	1,170	0.4	1,170	0.2	187
Overtime pay, departmental						50,431
All personal services, departmental	187.8	520,320	122.8	398,600	116.2	378,494
<b>PERSONAL SERVICES, FIELD</b>						
Professional service:						
Grade 7. Range \$7,175 to \$8,225:						
Head, division of nutrition and physiology	1	7,438	1	7,236	0.8	4,875

By objects	Obligations					
	Estimate, 1947		Estimate, 1946		Actual, 1945	
	Man-years	Total salary	Man-years	Total salary	Man-years	Total salary
<b>PERSONAL SERVICES, FIELD—continued</b>						
Professional service—Continued						
Grade 6. Range \$6,230 to \$7,070:						
Dairy technician	1	\$5,440	1	\$5,440	0.8	\$4,300
Head, division of nutrition and physiology					0.2	1,450
Grade 5. Range \$5,180 to \$6,020:						
Chemist	1	6,020	1	6,020	1	5,400
Dairy husbandman	1	5,180	1	5,180	0.4	1,792
Grade 4. Range \$4,300 to \$5,180:						
Chemist	2	9,040	2	8,710	1.5	5,848
Dairy husbandman	3	14,220	3	14,220	2.8	11,350
Veterinarian	1	4,520	1	4,520	1	3,800
Grade 3. Range \$3,640 to \$4,300:						
Chemist	2	8,160	2	8,160	2.5	8,576
Dairy husbandman	4	15,660	4	15,575	3.5	12,316
Dairy manufacturing specialist					1	3,800
Grade 2. Range \$2,980 to \$3,640:						
Grade 2. Range \$2,980 to \$3,640	8.9	29,400	8	26,833	8.7	24,913
Grade 1. Range \$2,320 to \$2,980:						
Grade 1. Range \$2,320 to \$2,980					0.8	1,416
Clerical, administrative, and fiscal service:						
Grade 5. Range \$2,320 to \$2,980:						
Grade 5. Range \$2,320 to \$2,980	1	2,430	1	2,333	0.1	250
Grade 4. Range \$2,100 to \$2,496:						
Grade 4. Range \$2,100 to \$2,496	1	2,364	1	2,364	1.9	3,536
Grade 3. Range \$1,902 to \$2,298:						
Grade 3. Range \$1,902 to \$2,298	1	2,232	1	2,196	0.9	1,530
Grade 2. Range \$1,704 to \$2,100:						
Grade 2. Range \$1,704 to \$2,100	2	3,804	2	3,733	2	3,060
Subprofessional service:						
Grade 7. Range \$2,650 to \$3,310:						
Grade 7. Range \$2,650 to \$3,310	1	2,760	1	2,700	0.5	1,150
Grade 5. Range \$2,100 to \$2,496:						
Grade 5. Range \$2,100 to \$2,496	1	2,166	1	2,113	1.5	2,860
Grade 4. Range \$1,902 to \$2,298:						
Grade 4. Range \$1,902 to \$2,298	5	9,906	2	4,182	2	3,465
Grade 3. Range \$1,704 to \$2,100:						
Grade 3. Range \$1,704 to \$2,100					0.7	1,000
Grade 2. Range \$1,572 to \$1,968:						
Grade 2. Range \$1,572 to \$1,968	1	1,572	1	1,572	0.8	1,038
Crafts, protective, and custodial service:						
Grade 5. Range \$1,968 to \$2,364:						
Grade 5. Range \$1,968 to \$2,364	9.5	20,182	8	17,310	8.2	14,660
Grade 4. Range \$1,770 to \$2,166:						
Grade 4. Range \$1,770 to \$2,166	25	44,010	7	13,014	5.1	7,738
Grade 3. Range \$1,572 to \$1,902:						
Grade 3. Range \$1,572 to \$1,902	2	3,408	2	3,408	2	2,760
Unclassified	27.5	37,135	24.2	32,708	23.7	30,850
Total permanent, field	101.9	238,947	76.2	194,827	74.4	163,763
Temporary employment, field					0.7	822
W. A. E. employment, field	2.5	2,473	2.5	2,473	1.9	2,202
Casual employment, field	1.1	1,600	1.1	1,600	2.2	3,066
Overtime pay, field						31,459
Night-work differential, field						2,200
All personal services, field	105.5	245,220	79.8	208,100	79.2	201,312
Total, departmental and field	293.3	765,640	202.6	606,700	195.4	679,806
Deduct quarters and subsistence furnished		3,200		3,200		2,966
01 Personal services (net)	293.3	762,340	202.0	603,500	195.4	676,840
<b>OTHER OBLIGATIONS</b>						
02 Travel		5,940		4,500		4,420
03 Transportation of things		3,400		3,400		5,477
04 Communication services		3,200		3,200		3,219
05 Rents and utility services		16,600		16,600		16,500
07 Other contractual services		72,880		100,200		89,155
08 Supplies and materials		118,740		104,800		96,785
09 Equipment		28,200		6,000		15,955
Total other obligations		248,660		238,600		231,541
Grand total obligations		1,011,000		842,100		808,391
Transferred to "Salaries and expenses, Office of Information, Department of Agriculture"						+390
Net total obligations		1,011,000		842,100		808,781
Covered into Treasury as miscellaneous receipts, Public Law 529						+30
Excess of obligations over appropriation due to Public Law 106						-99,800
Estimated savings, unobligated balance						4,147
Total estimate or appropriation		1,011,000		742,300		812,958
<b>BY PROJECTS OR FUNCTIONS</b>						
1. Investigations of influence of breeding, feeding, and management practices on efficiency of production		\$404,012		\$358,200		\$315,301
2. Investigations of the nutritional and other physiological factors affecting the usefulness of dairy cattle		149,000		149,000		132,300
3. Investigations of dairy-herd-improvement association practices in relation to efficiency of production		279,888		142,400		122,500
4. Investigations of milk and milk products		171,900		171,900		145,000
5. Administration and enforcement of the Process (or Renovated) Butter Act (regulatory)		6,200		6,200		5,400
6. Overtime pay				14,400		87,890
Grand total obligations		1,011,000		842,100		808,391
Adjustments (see objects schedule for detail)						-99,800
Total estimate or appropriation		1,011,000		742,300		812,958



Special Research Fund, Department of Agriculture (Bureau of Dairy Industry)—

By objects	Obligations					
	Estimate, 1947		Estimate, 1946		Actual, 1945	
<i>Special dairy cattle and dairy products research</i>						
<b>PERSONAL SERVICES, DEPARTMENTAL</b>	Man- years	Total salary	Man- years	Total salary	Man- years	Total salary
Professional service:						
Grade 5. Range \$5,180 to \$6,020:						
Chemist.....	0.9	\$5,020	0.9	\$4,900	1	\$4,762
Grade 3. Range \$3,640 to \$4,300:						
Chemist.....	2	8,050	2	8,000	2	6,850
Total permanent, departmental.....	2.9	13,070	2.9	12,900	3	11,612
Overtime pay, departmental.....				202		1,880
All personal services, departmental.....	2.9	13,070	2.9	13,102	3	13,492
<b>PERSONAL SERVICES, FIELD</b>						
Professional service:						
Grade 4. Range \$4,300 to \$5,180:						
Endocrinologist.....					0.1	522
Histologist.....	1	4,520	1	4,393	0.9	3,631
Physiologist.....	0.9	3,970	0.9	3,936		
Grade 3. Range \$3,640 to \$4,300:						
Bacteriologist.....	1	3,750	1	3,726	0.8	2,498
Chemist.....					0.2	591
Histologist.....					0.1	151
Grade 2. Range \$2,980 to \$3,640:						
Histologist.....	1.8	5,465	1.8	5,507	1.2	3,196
Grade 1. Range \$2,320 to \$2,980:						
Histologist.....	2	4,860	2	4,725	0.2	294
Subprofessional service:						
Grade 5. Range \$2,100 to \$2,496:						
Grade 4. Range \$1,902 to \$2,298:	1	1,902	1	1,902	0.8	1,285

By objects	Obligations					
	Estimate, 1947		Estimate, 1946		Actual, 1945	
<i>Special dairy cattle and dairy products research—Continued</i>						
<b>PERSONAL SERVICES, FIELD—continued</b>	Man- years	Total salary	Man- years	Total salary	Man- years	Total salary
Subprofessional service—Continued						
Grade 3. Range \$1,704 to \$2,100.....	1	\$1,704	1	\$1,704	0.4	\$600
Grade 2. Range \$1,572 to \$1,968.....					0.1	170
Crafts, protective, and custodial service:						
Grade 5. Range \$1,968 to \$2,364.....	2	4,132	2	4,100	2	3,387
Grade 4. Range \$1,770 to \$2,166.....	1	1,902	1	1,902	1.1	1,625
Total permanent, field.....	11.7	32,205	11.7	31,895	9.3	20,367
Overtime pay, field.....				605		4,131
Night-work differential, field.....		340		340		
All personal services, field.....	11.7	32,545	11.7	32,840	9.3	24,498
01 Personal services (net).....	14.6	45,615	14.6	45,942	12.3	37,990
<b>OTHER OBLIGATIONS</b>						
03 Transportation of things.....		40		40		1,098
07 Other contractual services.....		2,800		2,800		2,857
08 Supplies and materials.....		11,230		11,230		15,178
09 Equipment.....		500		500		2,882
Total other obligations.....		14,570		14,570		22,615
Grand total obligations.....		60,185		60,512		60,605
Allotted from "Special research fund, Department of Agriculture".....		-60,185		-60,512		-60,761
Estimated savings, unobligated balance.....						156
Total estimate or appropriation.....						

Statement of proposed expenditures for purchase, maintenance, repair, and operation of passenger-carrying vehicles for the fiscal year ending June 30, 1947

BUREAU OF DAIRY INDUSTRY

Appropriation	Vehicles (motor unless otherwise indicated) to be purchased		Old vehicles to be exchanged		Net cost of vehicles to be purchased	Old vehicles still to be used	Total maintenance, repair, and operation, all vehicles	Public purpose and users
	Number	Gross cost	Number	Allowance (estimated)				
Salaries and expenses.....	2	\$2,100			\$2,100	4	\$1,000	New vehicles for use by dairy husbandmen in visiting dairy herds to examine calves for degree of mammary gland development; old vehicles for use of officials of the Bureau located in the field for official travel to towns adjacent to official stations to purchase supplies, to farms in vicinity of station to inspect cooperative experiments, and to factories for cheese introduction work.

BUREAU OF PLANT INDUSTRY, SOILS, AND AGRICULTURAL ENGINEERING

SALARIES AND EXPENSES

Salaries and Expenses, Plant Industry, Soils, and Agricultural Engineering, Agricultural Research Administration—

For expenses [ ], independently or in cooperation with public or private agencies, including individuals, [ ] necessary for investigations, experiments, and demonstrations in connection with the production and improvement of farm crops and other plants and plant industries; soils and soil-plant relationships, and the application of engineering principles to agriculture; plant diseases, including nematodes, and methods for their prevention and control; plant and plant-disease collections and surveys; the distribution of weeds and means for their control; methods of handling, processing, transportation, and storage of agricultural products; and plants in foreign countries and our possessions for introduction into the United States, including explorations and surveys, and propagation and testing in this country; for the operation and maintenance of airplanes [and the purchase of not to exceed two]; and for personal services in the city of Washington and elsewhere, as follows: (5 U. S. C. 511-512—establishing the Department of Agriculture; 524—establishing the Bureau; 563, 564, 565a. The foregoing citations apply to all appropriation items under the Bureau which are not based upon specific legislative authority either incorporated in the language of the item or cited immediately thereunder; Act of May 5, 1945, Public Law 52.)

General administrative expenses—

By objects	Obligations		
	Estimate, 1947	Estimate, 1946	Actual, 1945
Transferred to "Salaries and expenses, plant industry, soils, and agricultural engineering, Agricultural Research Administration":			
Field crops.....			+\$89,142
Fruit, vegetable, and specialty crops.....			+70,852
Forest diseases.....			+10,709
Soils, fertilizers, and irrigation.....			+29,413
Agricultural engineering.....			+24,893
Total estimate or appropriation.....			225,000

Field crops: For investigations on the production, improvement, and diseases of alfalfa, barley, clover, corn, cotton, flax, grasses, oats, rice, rubber crops, sorghums, soybeans, sugar beets, sugarcane, tobacco, wheat, and other field crops, [\$1,983,900] \$2,518,700; and there shall be transferred to the Bureau of Plant Industry, Soils, and Agricultural Engineering, without compensation therefor, real property (located in the vicinity of Salinas, California) and personal property valued at not exceeding a total of \$306,000, acquired for and heretofore used in connection with the Emergency Rubber Project; and there shall be included in the next annual Budget a statement in detail of the amount and value of the property so transferred. (Act of May 5, 1945, Public Law 52.)

Estimate 1947, \$2,518,700

Appropriated 1946, \$1,983,900

AGRICULTURAL RESEARCH ADMINISTRATION—Continued

BUREAU OF PLANT INDUSTRY, SOILS, AND AGRICULTURAL ENGINEERING—Continued

SALARIES AND EXPENSES—continued

Salaries and Expenses, Plant Industry, Soils, and Agricultural Engineering, Agricultural Research Administration—Continued

By objects	Obligations					
	Estimate, 1947		Estimate, 1946		Actual, 1945	
	Man-years	Total salary	Man-years	Total salary	Man-years	Total salary
<b>PERSONAL SERVICES, DEPARTMENTAL</b>						
Professional service:						
Grade 8. Range \$8,750 to \$9,800:						
Chief of bureau.....	1	\$9,013	1	\$9,013	1	\$8,125
Grade 7. Range \$7,175 to \$8,225:						
Assistant chief of bureau.....	1	8,225	1	8,225	1	7,500
Head of division.....	2.5	19,513	2.5	19,447	2.5	17,125
Grade 6. Range \$6,230 to \$7,070:						
Head of division.....	2	13,510	2	13,510	0.9	5,500
Aeronomist.....	5	33,670	5	33,595	6	33,090
Pathologist.....	3	20,370	3	20,370	3	17,800
Physiologist.....	1	6,230	1.3	8,647	1.3	7,800
Technologist.....					0.8	4,558
Grade 5. Range \$5,180 to \$6,020:						
Aeronomist.....	13.2	76,004	13.2	75,608	13.2	66,017
Biochemist.....	1	6,020	1	5,975	1.6	8,248
Botanist.....	1	5,810	1	5,810	1	5,000
Chemist.....	1	5,810	1	5,754	1	5,000
Ecologist.....	1	5,390	1	5,285	1	4,600
Pathologist.....	3.9	22,357	3.9	22,005	3.9	19,217
Physiologist.....	2	11,830	2	11,620	2.8	14,390
Technologist.....					0.5	2,700
Grade 4. Range \$4,300 to \$5,180:						
Aeronomist.....	1	4,740	1	4,685	1	4,000
Biochemist.....					0.1	367
Mycologist.....					0.5	1,742
Pathologist.....	3	14,880	2.8	14,033	2	8,800
Physiologist.....	0.9	4,782	0.9	4,578	1	4,474
Technologist.....	1	5,180	1	5,180	1	4,000
Grade 3. Range \$3,640 to \$4,300:						
Aeronomist.....	2	4,200	1	4,300	1	3,800
Biochemist.....	1	7,610	2	7,610	2	6,500
Botanist.....	5	19,960	4	15,889	3.9	13,403
Editor.....					0.8	2,338
Mycologist.....	1	4,190	1	4,190	1.4	4,954
Pathologist.....	1	3,750	1	3,742	1	3,187
Physiologist.....	1	4,300	1	4,300	1	3,800
Technologist.....	1	4,080	1	4,053	1	3,475
Grade 2. Range \$2,980 to \$3,640:						
Grade 1. Range \$2,320 to \$2,980:						
Clerical, administrative, and fiscal service:						
Grade 13. Range \$6,230 to \$7,070:						
Administrative officer.....	1	7,070	1	7,070	1	6,400
Grade 12. Range \$5,180 to \$6,020:						
Administrative officer.....	1	5,600	1	5,600	1	4,800
Grade 11. Range \$4,300 to \$5,180:						
Administrative officer.....	1	4,520	1	4,520	1	3,900
Grade 9. Range \$3,640 to \$4,300:						
Administrative assistant.....	0.5	1,820	0.5	1,820		
Grade 7. Range \$2,980 to \$3,640:						
Grade 6. Range \$2,650 to \$3,310:						
Grade 5. Range \$2,320 to \$2,980:						
Grade 4. Range \$1,902 to \$2,496:						
Grade 3. Range \$1,902 to \$2,298:						
Grade 2. Range \$1,704 to \$2,100:						
Subprofessional service:						
Grade 8. Range \$2,980 to \$3,640:						
Grade 6. Range \$2,320 to \$2,980:						
Grade 4. Range \$1,902 to \$2,298:						
Grade 3. Range \$1,704 to \$2,100:						
Grade 2. Range \$1,572 to \$1,968:						
Crafts, protective, and custodial service:						
Grade 3. Range \$1,572 to \$1,902:						
Grade 2. Range \$1,440 to \$1,770:						
Total permanent, departmental.....	182.5	630,949	180.9	624,103	183.5	550,823
Temporary employment, departmental.....	2.5	4,062	2	3,210	2	2,506
W. A. E. employment, departmental.....	0.4	500	0.4	500	1.3	1,491
Overtime pay, departmental.....				12,940		92,404
All personal services, departmental.....	185.4	635,511	183.3	640,753	186.8	647,224
<b>PERSONAL SERVICES, FIELD</b>						
Professional service:						
Grade 7. Range \$7,175 to \$8,225:						
Plant physiologist.....	1	7,438				
Grade 6. Range \$6,230 to \$7,070:						
Aeronomist.....	1	6,650	1	6,650	2.1	12,118
Grade 5. Range \$5,180 to \$6,020:						
Aeronomist.....	13.2	71,640	11.9	65,013	11.5	54,104
Anatomist.....	1	5,390	1	5,390	1	4,600
Chemist.....	2	10,750	2	10,754	2	9,200
Pathologist.....	8	46,060	7.9	45,869	6.5	33,400
Physiologist.....	1	5,810	1	5,758	1	5,000
Grade 4. Range \$4,300 to \$5,180:						
Aeronomist.....	25	112,730	22.4	100,593	21.1	83,497
Biochemist.....	1	5,180	1	5,015	1	4,350
Chemist.....	4.9	22,822	4.9	22,411	2.4	9,141
Cytologist.....	1	4,960	1	4,901	1	4,200
Geneticist.....	4.6	21,818	4.6	21,818	3	12,363

By objects	Obligations					
	Estimate, 1947		Estimate, 1946		Actual, 1945	
	Man-years	Total salary	Man-years	Total salary	Man-years	Total salary
<b>PERSONAL SERVICES, FIELD—continued</b>						
<b>Professional service—Continued</b>						
Grade 4. Range \$4,300 to \$5,180—Con.						
Nematologist.....	1	\$4,960	1	\$4,960	1	\$4,200
Pathologist.....	15.1	72,230	15.1	71,704	14.4	69,209
Physiologist.....	4	19,840	4	19,726	4.2	17,528
Technologist.....	2	9,040	2	9,040	2	7,600
Grade 3. Range \$3,640 to \$4,300:						
Aeronomist.....	52.3	201,841	46.2	181,089	47.1	158,014
Biochemist.....	0.3	1,039	0.3	1,039	0.3	825
Botanist.....	1	4,300	1	4,300	1	3,800
Chemist.....	4	15,440	4	15,247	4.8	15,856
Cytologist.....	1	4,300	1	4,300	1	3,750
Geneticist.....	4	15,771	4	15,626	3.2	10,525
Horticulturist.....	1	3,970				
Nematologist.....	2	8,050	2	8,050	2	7,000
Pathologist.....	19.5	75,760	16.1	62,790	13.7	46,599
Physiologist.....	0.8	3,910				
Technologist.....	2	8,160	2	8,160	2.3	8,039
Grade 2. Range \$2,980 to \$3,640:						
Grade 1. Range \$2,320 to \$2,980:						
Clerical, administrative, and fiscal service:						
Grade 9. Range \$3,640 to \$4,300:						
Administrative assistant.....	1	3,750				
Grade 6. Range \$2,650 to \$3,310:						
Grade 5. Range \$2,320 to \$2,980:						
Grade 4. Range \$2,100 to \$2,496:						
Grade 3. Range \$1,902 to \$2,298:						
Grade 2. Range \$1,704 to \$2,100:						
Subprofessional service:						
Grade 8. Range \$2,980 to \$3,640:						
Grade 7. Range \$2,650 to \$3,310:						
Grade 6. Range \$2,320 to \$2,980:						
Grade 5. Range \$2,100 to \$2,496:						
Grade 4. Range \$1,902 to \$2,298:						
Grade 3. Range \$1,704 to \$2,100:						
Grade 2. Range \$1,572 to \$1,968:						
Grade 1. Range \$1,440 to \$1,836:						
Crafts, protective, and custodial service:						
Grade 4. Range \$1,770 to \$2,166:						
Grade 3. Range \$1,572 to \$1,902:						
Grade 2. Range \$1,440 to \$1,770:						
Unclassified.....	83.2	151,827	82.2	150,158	91.8	155,987
Total permanent, field.....	373	1,212,518	326.3	1,073,764	326.5	918,252
Temporary employment, field.....	16.1	25,704	9.1	14,104	6.3	9,882
Part-time employment, field.....	6.3	16,168	6.3	16,168	6.4	16,615
W. A. E. employment, field.....	20	29,368	20	29,486	15.9	20,862
Casual employment, field.....	61.6	81,370	42.1	51,900	40.9	50,266
Overtime pay, field.....				21,820		161,541
Additional pay for foreign service, field.....		1,378		648		335
All personal services, field.....	477	1,366,506	408.8	1,207,890	396	1,177,753
Total, departmental and field.....	662.4	2,002,017	587.1	1,848,643	582.8	1,824,977
Deduct quarters and subsistence furnished.....		4,417		4,417		4,236
01 Personal services (net).....	662.4	1,997,600	587.1	1,844,226	582.8	1,820,741
<b>OTHER OBLIGATIONS</b>						
02 Travel.....		65,870		55,650		43,641
03 Transportation of things.....		10,800		8,400		8,395
04 Communication services.....		5,840		4,200		3,789
05 Rents and utility services.....		39,370		17,850		17,542
07 Other contractual services.....		219,310		164,700		172,507
08 Supplies and materials.....		112,870		93,924		82,168
09 Equipment.....		64,650		44,550		32,970
10 Lands and structures.....		4,000				
Total other obligations.....		522,700		389,274		361,012
Grand total obligations.....		2,520,300		2,233,500		2,181,753
Reimbursements for services performed.....		-1,600		-9,600		-4,537
Transferred to "Salaries and expenses, Office of Information, Department of Agriculture".....						+1,630
Received by transfer from—						
"Salaries and expenses, plant industry, soils, and agricultural engineering, Agricultural Research Administration":						
General administrative expenses.....						-89,142
Cereal crops and diseases.....						-650,524
Cotton and other fiber crops and diseases.....						-456,702
Dry-land agriculture.....						-11,380
Forage crops and diseases.....						-327,837
Plant exploration, introduction, and surveys.....						-162,493
Sugar-plant investigations.....						-370,000
Tobacco investigations.....						-143,520
Covered into Treasury as miscellaneous receipts, Public Law 529.....						+126
Excess of obligations over appropriation due to Public Law 106.....				-240,000		
Estimated savings, unobligated balance.....						32,628
Total estimate or appropriation.....		2,518,700		1,983,900		



By products or functions	Obligations		
	Estimate, 1947	Estimate, 1946	Actual, 1945
1. Cereal production, breeding, disease, and quality investigations:			
(a) Barley.....	\$71,840	\$71,480	\$65,650
(b) Corn.....	172,140	171,570	154,850
(c) Seed flax.....	36,190	36,010	28,780
(d) Grain sorghum.....	42,250	42,010	40,630
(e) Oats.....	42,950	42,660	41,280
(f) Rice.....	46,610	46,460	43,260
(g) Wheat and rye.....	241,940	240,100	218,570
(h) Weeds.....	72,080	46,370	40,730
Total, cereal production, etc.....	726,090	696,660	633,750
2. Cotton production, breeding, disease, and quality investigations.....	428,500	425,950	378,960
3. Fiber plants other than cotton.....	65,800	65,550	61,596
4. Forage crop production, breeding, disease, and quality investigations:			
(a) Alfalfa.....	108,730	68,490	61,380
(b) Clover.....	49,000	29,770	26,640
(c) Soybeans.....	76,270	76,160	33,050
(d) Lespedeza, cowpea, and miscellaneous legumes.....	45,140	39,010	34,330
(e) Hay and pasture grass.....	188,440	187,810	155,750
(f) Turf.....	8,320	8,280	6,530
Total, forage crop production, etc.....	476,800	409,520	317,680
5. Rubber production, breeding, and disease investigations.....	150,100	32,330	29,780
6. Sugar-plant production, breeding, disease, and quality investigations:			
(a) Sugar beets.....	242,620	214,460	192,340
(b) Sugarcane.....	136,850	135,660	121,780
(c) Sugar sorghum.....	46,280	45,970	40,900
Total, sugar-plant production, etc.....	425,750	396,090	355,020
7. Tobacco production, breeding, disease, and quality investigations.....	161,850	161,120	147,100
8. Food, feed, and forage crop investigations in Alaska.....	12,500		
9. Repair and reconditioning of physical facilities at field stations and laboratories.....	71,400		3,922
10. Services performed for other agencies.....	1,600	9,600	253,945
11. Overtime pay.....		36,680	
Grand total obligations.....	2,529,800	2,233,500	2,181,753
Adjustments (see objects schedule for detail).....	-1,600	-249,600	-2,181,753
Total estimate or appropriation.....	2,518,700	1,983,900	

Fruit, vegetable, and specialty crops: For investigations on the production, improvement, and diseases of fruit, vegetable, nut, ornamental, drug, condiment, oil, insecticide, and related crops and plants, **[\$1,572,000] \$2,061,000.** (Act of May 5, 1945, Public Law 52.)

Estimate 1947, **\$2,061,000**      Appropriated 1946, **\$1,572,000**

By objects	Obligations		
	Estimate, 1947	Estimate, 1946	Actual, 1945
<b>PERSONAL SERVICES, DEPARTMENTAL</b>			
Professional service:			
Grade 7. Range \$7,175 to \$8,225:			
Assistant chief of bureau.....	0.9	\$6,865	0.9
Grade 6. Range \$6,230 to \$7,070:			
Research writer.....	1	6,440	1
Grade 5. Range \$5,180 to \$6,020:			
Assistant to chief of bureau.....	1	5,390	1
Horticulturist.....	1	6,020	1
Mycologist.....	1	6,020	1
Pathologist.....	1	5,810	1
Grade 4. Range \$4,300 to \$5,180:			
Editor.....	1	4,520	1
Mycologist.....	1	4,300	0.5
Pathologist.....			0.1
Specialist in plant preservation.....			0.2
Grade 3. Range \$3,640 to \$4,300:			
Horticulturist.....	1	4,300	1
Mycologist.....	0.5	1,875	0.5
Scientific editor.....			0.2
Grade 2. Range \$2,980 to \$3,640:			
Grade 1. Range \$2,320 to \$2,980:			
Clerical, administrative, and fiscal service:			
Grade 11. Range \$4,300 to \$5,180:			
Administrative officer.....	1	4,520	1
Grade 9. Range \$3,640 to \$4,300:			
Administrative assistant.....	2	7,720	2
Grade 7. Range \$2,980 to \$3,640:			
Grade 6. Range \$2,650 to \$3,310:			
Grade 5. Range \$2,320 to \$2,980:			

By objects	Obligations					
	Estimate, 1947		Estimate, 1946		Actual, 1945	
	Man-years	Total salary	Man-years	Total salary	Man-years	Total salary
<b>PERSONAL SERVICES, DEPARTMENTAL—CON.</b>						
Clerical, administrative, and fiscal service—Continued:						
Grade 4. Range \$2,100 to \$2,496.....	5	\$10,963	4.9	\$10,559	5.5	\$11,636
Grade 3. Range \$1,902 to \$2,298.....	3	6,102	3	5,706	3	5,346
Grade 2. Range \$1,704 to \$2,100.....	1.5	2,622	1.5	2,556	1.3	1,933
Crafts, protective, and custodial service:						
Grade 3. Range \$1,572 to \$1,902.....	2	3,606	2	3,606	2	3,000
Total permanent, departmental.....	33.4	114,613	32.9	108,959	32	94,424
Temporary employment, departmental.....	1.5	2,468	1.8	3,187	1.7	2,985
W. A. E. employment, departmental.....				2,710	0.2	223
Overtime pay, departmental.....						17,141
All personal services, departmental.....	34.9	117,081	34.7	114,856	33.9	114,773
<b>PERSONAL SERVICES, FIELD</b>						
Professional service:						
Grade 7. Range \$7,175 to \$8,225:						
Head of division.....	1	7,700	0.3	1,932	1	6,750
Pathologist.....					0.5	3,250
Grade 6. Range \$6,230 to \$7,070:						
Geneticist.....	1	6,230	1	6,230	0.4	2,100
Horticulturist.....	4	27,860	4	27,755	5	30,200
Nematologist.....	1	6,860	1	6,808	1	6,000
Olericulturist.....	1	7,070	1	7,070	1	6,400
Pathologist.....	2	13,090	2	13,090	2.7	15,265
Physiologist.....	2	13,510	2	13,405	1.3	8,000
Pomologist.....	2	13,300	2	13,248	2	11,600
Grade 5. Range \$5,180 to \$6,020:						
Agronomist.....	0.5	2,800	0.5	2,695	0.5	2,300
Biochemist.....	2	11,830	2	11,830	2	10,200
Geneticist.....					0.7	3,250
Horticulturist.....	5.9	33,500	5	28,630	4.4	22,125
Olericulturist.....	0.5	2,695	0.5	2,695		
Pathologist.....	12.9	71,860	12	67,043	11.3	54,883
Physiologist.....	6	33,180	6.2	34,050	6	28,749
Pomologist.....	5	28,000	5	27,907	5	24,199
Transportation engineer.....	0.9	4,660				
Grade 4. Range \$4,300 to \$5,180:						
Agronomist.....	1	4,300	1	4,300	0.4	1,583
Biochemist.....	2	9,260	2	9,209	2	7,800
Geneticist.....	1	4,960	1	4,795	1	4,150
Horticulturist.....	9.7	46,110	9	42,809	9.7	39,174
Pathologist.....	15.3	73,270	13.7	65,659	14.4	58,757
Physiologist.....	11	53,460	11	53,010	10.5	42,946
Pomologist.....	5.8	26,898	5.8	26,898	4.3	17,012
Soil scientist.....	0.3	1,488	0.3	1,488		
Soil technologist.....	2	8,600	2	8,583	0.4	1,425
Grade 3. Range \$3,640 to \$4,300:						
Biochemist.....	5	19,740	4.8	19,046	4	13,625
Chemist.....	0.5	1,985	0.5	1,985	0.8	2,398
Cytologist.....	3	12,879	3	12,879	3	10,350
Floriculturist.....	1	4,080	1	4,080	1	3,462
Geneticist.....	2.7	10,160	2	7,547	1.5	4,633
Horticulturist.....	6.8	27,860	6	24,419	5.7	20,194
Nematologist.....	1	4,190	1	4,160	1	3,575
Pathologist.....	12.5	49,600	11	43,536	10.3	35,667
Physiologist.....	7.4	28,890	6.7	26,306	6.5	21,685
Plant breeder.....	3	3,681	3	3,681	1	3,100
Plant pathologist.....	3	11,250	3	11,126	2	6,006
Pomologist.....	6	24,704	6	24,649	7.3	25,684
Silviculturist.....	1.5	6,175	1.5	6,175	1.5	5,350
Soil technologist.....	3	12,240	3	12,213	4.7	16,212
Grade 2. Range \$2,980 to \$3,640:						
Grade 1. Range \$2,320 to \$2,980:						
Clerical, administrative, and fiscal service:						
Grade 11. Range \$4,300 to \$5,180:						
Administrative officer.....	1	4,520	1	4,465	1	3,800
Grade 7. Range \$2,980 to \$3,640:						
Grade 6. Range \$2,650 to \$3,310:						
Grade 5. Range \$2,320 to \$2,980:						
Grade 4. Range \$2,100 to \$2,496:						
Grade 3. Range \$1,902 to \$2,298:						
Grade 2. Range \$1,704 to \$2,100:						
Grade 1. Range \$1,506 to \$1,902:						
Subprofessional service:						
Grade 8. Range \$2,980 to \$3,640:						
Grade 7. Range \$2,650 to \$3,310:						
Grade 6. Range \$2,320 to \$2,980:						
Grade 5. Range \$2,100 to \$2,496:						
Grade 4. Range \$1,902 to \$2,298:						
Grade 3. Range \$1,704 to \$2,100:						
Grade 2. Range \$1,572 to \$1,968:						
Crafts, protective, and custodial service:						
Grade 7. Range \$2,364 to \$2,870:						
Grade 6. Range \$2,166 to \$2,562:						
Grade 5. Range \$1,968 to \$2,364:						
Grade 4. Range \$1,770 to \$2,166:						
Grade 3. Range \$1,572 to \$1,902:						
Grade 2. Range \$1,440 to \$1,770:						
Unclassified.....	39.6	66,349	36.4	62,017	36.4	50,395
Total permanent, field.....	385.2	1,259,728	357.9	1,178,732	359.1	995,815
Temporary employment, field.....	23.2	37,512	18.7	29,464	16.2	24,514
Part-time employment, field.....	5	9,447	5	9,447	5.4	9,187
W. A. E. employment, field.....	18.8	29,627	18.8	29,627	19.2	26,044
Casual employment, field.....	69.8	104,770	29	38,370	35.3	49,401
Overtime pay, field.....				25,290		191,010
All personal services, field.....	502	1,441,084	429.4	1,310,930	435.2	1,295,971
<b>Total, departmental and field.....</b>	<b>536.9</b>	<b>1,558,165</b>	<b>464.1</b>	<b>1,423,786</b>	<b>469.1</b>	<b>1,410,744</b>

AGRICULTURAL RESEARCH ADMINISTRATION—Continued

BUREAU OF PLANT INDUSTRY, SOILS, AND AGRICULTURAL ENGINEERING—Continued

SALARIES AND EXPENSES—continued

Salaries and Expenses, Plant Industry, Soils, and Agricultural Engineering, Agricultural Research Administration—Continued

By objects	Obligations		
	Estimate, 1947	Estimate, 1946	Actual, 1945
<b>PERSONAL SERVICES—continued</b>			
Deduct quarters and subsistence furnished		\$9,414	\$9,089
01 Personal services (net)	536.9 1,548,751	464.1 1,416,372	469.1 1,401,655
<b>OTHER OBLIGATIONS</b>			
02 Travel	49,700	34,600	32,196
03 Transportation of things	12,090	7,900	9,681
04 Communication services	6,100	4,650	4,616
05 Rents and utility services	17,320	16,500	17,234
07 Other contractual services	245,930	192,610	194,173
08 Supplies and materials	145,349	89,168	95,472
09 Equipment	36,560	27,200	19,414
10 Lands and structures	1,200		
Total other obligations	514,249	372,628	372,786
Grand total obligations	2,063,000	1,789,000	1,774,441
Reimbursements for services performed	-2,000	-12,000	-21,855
Transferred to "Salaries and expenses, Office of Information, Department of Agriculture"			+990
Received by transfer from "Salaries and expenses, plant industry, soils, and agricultural engineering, Agricultural Research Administration":			
General administrative expenses			-70,852
Drug and related plants			-70,308
Dry-land agriculture			-29,145
Fruit and vegetable crops and diseases			-1,463,877
Irrigation agriculture			-3,400
Plant exploration, introduction, and surveys			-136,418
Covered into Treasury as miscellaneous receipts, Public Law 529			+217
Excess of obligations over appropriation due to Public Law 106		-205,000	
Estimated savings, unobligated balance			20,207
Total estimate or appropriation	2,061,000	1,572,000	
<b>BY PROJECTS OR FUNCTIONS</b>			
1. Deciduous fruit investigations	\$423,220	\$396,520	\$326,200
2. Citrus, avocado, and other subtropical fruit investigations	155,910	127,710	115,790
3. Nut investigations	246,900	245,500	222,670
4. Vegetable investigations	381,870	379,430	356,940
5. Potato investigations	125,880	125,200	113,360
6. Investigations of plants for landscaping and ornamental purposes and farm windbreaks	130,270	93,540	71,690
7. Greenhouse experiments	82,410	82,200	71,360
8. Methods of handling, transportation, and storage, and market diseases of fruits and vegetables, investigations of	275,170	221,990	200,420
9. Drug, oil, insecticide, tannin, flavoring, and related plant investigations	62,690	62,460	55,790
10. Hop production, breeding, disease, and quality investigations	11,650	11,650	11,200
11. Repair and reconditioning of physical facilities at field stations and laboratories	165,000		
12. Services performed for other agencies	2,000	11,800	20,870
13. Overtime pay		31,000	208,151
Grand total obligations	2,063,000	1,789,000	1,774,441
Adjustments (see objects schedule for detail)	-2,000	-217,000	-1,774,441
Total estimate or appropriation	2,061,000	1,572,000	

Forest diseases: For investigations of diseases of forest and shade trees and forest products, and methods for their control, **\$252,700** \$321,500. (Act of May 5, 1945, Public Law 52.)

Estimate 1947, \$321,500

Appropriated 1946, \$252,700

By objects	Obligations		
	Estimate, 1947	Estimate, 1946	Actual, 1945
<b>PERSONAL SERVICES, DEPARTMENTAL</b>			
Professional service:			
Grade 7. Range \$7,175 to \$8,225:			
Assistant chief of bureau	0.1 \$572	0.1 \$572	0.1 \$562
Grade 6. Range \$6,230 to \$7,070:			
Pathologist in charge	1 6,650	1 6,650	1 5,800
Pathologist	2 13,300	2 13,300	1.8 11,507
Grade 5. Range \$5,180 to \$6,020:			
Pathologist	1 6,020	1 6,020	1 5,400
Grade 4. Range \$4,300 to \$5,180:			
Pathologist	1 4,520	1 4,404	1 3,800
Grade 3. Range \$3,640 to \$4,300:			
Mycologist	0.5 1,875	0.5 1,875	0.5 1,600
Pathologist	2 7,940	2 7,911	2 6,775
Grade 2. Range \$2,980 to \$3,640:			
Grade 1. Range \$2,320 to \$2,980:	1.5 4,690	1.5 4,660	1 2,675
Grade 1. Range \$2,320 to \$2,980:	1 2,540	1 2,456	0.9 1,875
Clerical, administrative, and fiscal service:			
Grade 7. Range \$2,980 to \$3,640:	1 3,530	1 3,500	1.3 3,950
Grade 5. Range \$2,320 to \$2,980:	2 4,970	2 4,846	1.2 2,408
Grade 4. Range \$2,100 to \$2,496:	8.5 19,896	8.5 19,659	9.4 18,106
Grade 3. Range \$1,902 to \$2,298:	2 4,266	2 4,266	2 3,540
Crafts, protective, and custodial service:			
Grade 3. Range \$1,572 to \$1,902:	1 1,704	1 1,704	1 1,380
Total permanent, departmental	24.6 82,473	24.6 81,823	24.2 69,378
Temporary employment, departmental	4 7,200	4 7,200	2.2 2,495
W. A. E. employment, departmental	0.7 1,890	0.7 1,890	0.7 1,290
Overtime pay, departmental		1,960	12,855
All personal services, departmental	29.3 91,563	29.3 92,873	27.1 86,018
<b>PERSONAL SERVICES, FIELD</b>			
Professional service:			
Grade 5. Range \$5,180 to \$6,020:			
Pathologist	2.8 15,970	2 11,763	1.8 14,300
Grade 4. Range \$4,300 to \$5,180:			
Pathologist	12 56,220	12 55,722	9.8 39,458
Grade 3. Range \$3,640 to \$4,300:			
Pathologist	11.5 44,280	9.5 36,734	9.6 31,925
Grade 2. Range \$2,980 to \$3,640:	4.1 12,770	2.5 7,902	2.3 6,412
Grade 1. Range \$2,320 to \$2,980:	1 2,320	1 2,320	0.3 700
Clerical, administrative, and fiscal service:			
Grade 4. Range \$2,100 to \$2,496:	0.8 1,680		0.1 50
Grade 3. Range \$1,902 to \$2,298:	1 1,902	0.8 1,463	0.2 247
Grade 2. Range \$1,704 to \$2,100:	1 1,968	1 1,925	1 1,500
Subprofessional service:			
Grade 5. Range \$2,100 to \$2,496:	2.7 6,066	1 2,496	1 2,100
Grade 4. Range \$1,902 to \$2,298:	1.8 3,620	1 2,100	1 1,620
Unclassified	1 2,600	1 2,600	1 2,600
Total permanent, field	39.7 149,396	31.8 125,025	28.1 100,912
Temporary employment, field	4.5 9,100	3.7 7,500	2.3 4,898
W. A. E. employment, field	2.6 4,016	2.9 4,532	1.7 2,449
Casual employment, field	3.1 4,400	3.8 5,380	3.5 4,016
Overtime pay, field		2,470	18,408
All personal services, field	49.9 166,912	42.2 144,907	35.6 130,683
Total, departmental and field	79.2 258,475	71.5 237,780	62.7 216,701
Deduct quarters and subsistence furnished	420	420	420
01 Personal services (net)	79.2 258,055	71.5 237,360	62.7 216,281
<b>OTHER OBLIGATIONS</b>			
02 Travel	13,950	10,980	10,003
03 Transportation of things	3,000	2,600	2,592
04 Communication services	1,050	800	722
05 Rents and utility services	5,200	4,900	3,928
07 Other contractual services	22,020	21,110	20,591
08 Supplies and materials	12,635	9,830	9,168
09 Equipment	5,590	2,700	2,334
Total other obligations	63,445	52,920	49,338
Grand total obligations	321,500	290,280	265,619
Reimbursements for services performed		-6,080	-941
Received by transfer from "Salaries and expenses, plant industry, soils, and agricultural engineering, Agricultural Research Administration," general administrative expenses			-10,700
Net total obligations	321,500	284,200	253,978
Covered into Treasury as miscellaneous receipts, Public Law 529			+28
Excess of obligations over appropriation due to Public Law 106		-31,500	
Estimated savings, unobligated balance			1,294
Total estimate or appropriation	321,500	252,700	255,300

Soils, fertilizers, and irrigation: For investigations of soil management methods to increase and maintain productivity, including fertilization, liming, crop rotations, tillage practices, and other

means of improving soils; fertilizers, fertilizer ingredients, and their improvement for agricultural use; soil management and crop production on dry and irrigated lands, and the quality of irrigation water and its use by crops; and for the classification of soils in a national system and indication of their extent and distribution on maps, and determination of their potential productivity under adapted cropping and improved soil management; **[\$913,000]** \$1,505,000. (Act of May 5, 1945, Public Law 52.)

Estimate 1947, \$1,505,000                      Appropriated 1946, \$913,000

By objects	Obligations					
	Estimate, 1947		Estimate, 1946		Actual, 1945	
	Man-years	Total salary	Man-years	Total salary	Man-years	Total salary
<b>PERSONAL SERVICES, DEPARTMENTAL</b>						
Professional service:						
Grade 7. Range \$7,175 to \$8,225:						
Assistant chief of bureau.....	1	\$7,437	1	\$7,437	1	\$6,562
Head of division.....	1	7,700	1	7,559	1	6,750
Grade 6. Range \$6,230 to \$7,070:						
Soil scientist.....	2	13,510	3	19,740	2	11,769
Grade 5. Range \$5,180 to \$6,020:						
Cartographer.....	1	5,390	1	5,374	1	4,600
Grade 4. Range \$4,300 to \$5,180:						
Cartographer.....			1	4,300	0.1	53
Editor.....	1	4,740	1	4,571	0.8	3,000
Soil scientist.....	2	8,820	2.1	9,647	1.4	5,257
Grade 3. Range \$3,640 to \$4,300:						
Cartographer.....	2	7,610	2	7,420	1.1	3,358
Editor.....					0.3	950
Grade 2. Range \$2,980 to \$3,640:						
Editor.....	1	3,200	1	3,141	0.1	325
Grade 1. Range \$2,320 to \$2,980:						
Editor.....	1	2,430	1	2,413	0.9	1,591
Clerical, administrative, and fiscal service:						
Grade 9. Range \$3,640 to \$4,300:						
Administrative assistant.....	1	3,970	1	3,940	1	3,375
Grade 7. Range \$2,980 to \$3,640:						
Editor.....	1	3,200	1	3,200	1	2,700
Grade 6. Range \$2,650 to \$3,310:						
Editor.....	1	3,310	1	3,310	1	2,875
Grade 5. Range \$2,320 to \$2,980:						
Editor.....	4.8	12,790	4	10,736	4.5	10,059
Grade 4. Range \$2,100 to \$2,496:						
Editor.....	9.6	21,018	7.7	17,097	6.8	12,668
Grade 3. Range \$1,902 to \$2,298:						
Editor.....	10	19,717	7.1	14,348	7	11,541
Grade 2. Range \$1,704 to \$2,100:						
Editor.....	4	7,410	4	7,357	3.1	4,653
Subprofessional service:						
Grade 8. Range \$2,980 to \$3,640:						
Editor.....	4	11,370	4	11,070	1	2,537
Grade 7. Range \$2,650 to \$3,310:						
Editor.....	5	12,040	5	12,040	3.6	8,316
Grade 6. Range \$2,320 to \$2,980:						
Editor.....	7	15,756	2	4,911	2.2	4,367
Grade 5. Range \$2,100 to \$2,496:						
Editor.....	6	11,478	5	11,505	4.5	5,177
Grade 4. Range \$1,902 to \$2,298:						
Editor.....			1	1,917	0.3	405
Grade 3. Range \$1,704 to \$2,100:						
Editor.....					0.6	803
Total permanent, departmental.....	65.4	182,896	51.9	160,993	46.3	116,701
Temporary employment, departmental.....	1.7	2,930	1.8	3,263	2.5	4,606
Overtime pay, departmental.....				3,800		22,134
All personal services, departmental.....	67.1	185,826	53.7	168,056	48.8	143,741
<b>PERSONAL SERVICES, FIELD</b>						
Professional service:						
Grade 7. Range \$7,175 to \$8,225:						
Soil scientist.....			0.5	3,587		
Grade 6. Range \$6,230 to \$7,070:						
Agriculturist.....	1	7,070	1	7,070	1	6,200
Agronomist.....	1.7	10,590	1.7	10,590	2.7	16,065
Chemist.....	3	19,320	3	19,250	2.8	16,433
Soil scientist.....	6	31,900	3.8	24,289	4.8	26,832
Grade 5. Range \$5,180 to \$6,020:						
Agronomist.....	1.7	9,646	1.7	9,576	2.9	15,083
Bacteriologist.....	1	6,020	1	6,020	1	5,200
Chemist.....	7	39,620	7	39,234	6.6	33,415
Soil scientist.....	2	11,770	1	5,390	0.3	1,150
Grade 4. Range \$4,300 to \$5,180:						
Agronomist.....	5.4	25,270	5.4	24,940	4.2	16,700
Bacteriologist.....	1	4,300	0.4	1,729	0.6	2,683
Chemist.....	8.3	38,110	7.4	33,585	8.1	27,365
Drainage engineer.....	0.7	3,010	0.7	3,010	0.7	3,117
Mechanical engineer.....	1	4,740	1	4,740	1	4,100
Nematologist.....	0.7	3,010	0.7	3,010		
Pathologist.....	1.4	6,020	1.4	6,020		
Physicist.....	1	5,180	1	5,180	1	4,400
Soil physicist.....	0.7	3,010	0.7	3,010		
Soil scientist.....	10	45,380	2.7	11,907	2.8	10,658
Soil technologist.....	1	4,520	0.7	3,010		
Grade 3. Range \$3,640 to \$4,300:						
Agronomist.....	18.4	77,193	18.4	77,026	19	69,187
Bacteriologist.....	1	3,760	1	3,658	0.2	507
Cartographer.....	4.5	16,380				
Chemist.....	11	43,780	11	43,392	10.1	34,672
Editor.....	1	3,640				
Engineer.....	2	8,270	2	8,220	1	3,500
Horticulturist.....	0.7	2,545	0.7	2,548		
Mechanical engineer.....					1	3,300
Physicist.....	2	7,720	2	7,610	1	3,400
Soil scientist.....	13.6	49,476	5.8	20,783	7.1	21,357
Soil technologist.....	1	4,190	1	4,190		
Grade 2. Range \$2,980 to \$3,640:						
Editor.....	32	101,520	16.8	55,534	18.2	48,561
Grade 1. Range \$2,320 to \$2,980:						
Editor.....	26.5	63,800	7.9	20,375	8.2	17,553
Clerical, administrative, and fiscal service:						
Grade 9. Range \$3,640 to \$4,300:						
Editor.....	1	3,750	1	3,649	0.1	267
Grade 7. Range \$2,980 to \$3,640:						
Editor.....	1	3,090	1	2,989	2	5,275
Grade 6. Range \$2,650 to \$3,310:						
Editor.....	2	6,070	2	5,956	1	2,375
Grade 5. Range \$2,320 to \$2,980:						
Editor.....	3.9	9,820	3	7,629	4.7	9,783
Grade 4. Range \$2,100 to \$2,496:						
Editor.....	8	17,196	6.4	13,770	3.9	6,054
Grade 3. Range \$1,902 to \$2,298:						
Editor.....	12.7	24,967	8	15,874	6.8	10,850
Grade 2. Range \$1,704 to \$2,100:						
Editor.....	10.1	17,902	8.3	14,718	5.1	7,574
Grade 1. Range \$1,506 to \$1,902:						
Editor.....	2.7	4,462	2.7	4,462	0.2	268

By objects	Obligations					
	Estimate, 1947	Estimate, 1946	Actual, 1945			
	Man-years	Total salary	Man-years	Total salary	Man-years	Total salary
<b>PERSONAL SERVICES, FIELD—continued</b>						
Subprofessional service:						
Grade 8. Range \$2,980 to \$3,640.....	3.6	\$11,390	1	\$3,640	1	\$3,200
Grade 7. Range \$2,650 to \$3,310.....	12	33,020	2	6,448	2	5,550
Grade 6. Range \$2,320 to \$2,980.....	18	42,560	3	7,971	4.3	8,882
Grade 5. Range \$2,100 to \$2,496.....	21.6	47,028	4.1	10,234	1.6	3,129
Grade 4. Range \$1,902 to \$2,298.....	6.4	13,158	4	8,518	3.4	6,297
Grade 3. Range \$1,704 to \$2,100.....	6.5	11,300	6.5	11,274	4.4	6,764
Grade 2. Range \$1,572 to \$1,968.....	2	3,672	2	3,672	0.9	1,540
Grade 1. Range \$1,440 to \$1,836.....					2	2,850
Crafts, protective, and custodial service:						
Grade 7. Range \$2,364 to \$2,870.....	1	2,430	1	2,404	0.9	1,785
Grade 6. Range \$2,166 to \$2,562.....	1	2,293	1	2,268	1.1	2,100
Grade 4. Range \$1,770 to \$2,166.....	2	3,540	2	3,540	0.8	1,188
Grade 3. Range \$1,572 to \$1,902.....	3.8	6,302	3.8	6,302	1	1,500
Grade 2. Range \$1,440 to \$1,770.....	2	3,408	2	3,375	2	2,710
Unclassified.....	45.1	74,212	44.4	72,908	30.6	65,783
Total permanent, field.....	333.9	1,002,718	218.6	680,075	195.1	548,692
Temporary employment, field.....	4.7	7,444	4.7	7,444	2.8	3,445
W. A. E. employment, field.....	2.3	4,620	1.4	3,072	2.4	3,407
Casual employment, field.....	38.6	50,260	13.3	17,260	11.7	14,023
Overtime pay, field.....				15,600		106,055
Additional pay for foreign service, field.....		2,830				
All personal services, field.....	379.5	1,067,872	238	723,451	212	675,622
Total, departmental and field.....	446.6	1,253,698	291.7	891,507	260.8	819,363
Deduct quarters and subsistence furnished.....		6,210		6,210		6,429
01 Personal services (net).....	446.6	1,247,488	291.7	885,297	260.8	812,934
<b>OTHER OBLIGATIONS</b>						
02 Travel.....		56,200		29,700		15,598
03 Transportation of things.....		4,500		2,200		1,801
04 Communication services.....		3,300		2,000		1,635
05 Rents and utility services.....		9,200		9,200		8,639
07 Other contractual services.....		81,960		71,000		62,292
08 Supplies and materials.....		72,012		55,873		34,431
09 Equipment.....		83,940		19,730		4,957
Total other obligations.....		311,112		189,793		129,353
Grand total obligations.....		1,558,600		1,075,000		942,287
Reimbursements for services performed received by transfer from—		—53,600		—57,000		—61,626
"Salaries and expenses, plant industry, soils, and agricultural engineering, Agricultural Research Administration":						—29,413
General administrative expenses.....						—217,038
Dry-land agriculture.....						—141,600
Irrigation agriculture.....						—346,791
Soil and fertilizer investigations.....						—162,582
Soil survey.....						
Covered into Treasury as miscellaneous receipts, Public Law 529.....						+85
Excess of obligations over appropriation due to Public Law 106.....				—105,000		
Estimated savings, unobligated balance.....						16,678
Total estimate or appropriation.....		1,505,000		913,000		
<b>BY PROJECTS OR FUNCTIONS</b>						
1. Soil management and fertilization for crop production.....		\$157,710		\$157,200		\$139,315
2. Irrigation practice, drainage, and salinity control.....		273,600		272,950		123,050
3. Dry-land management.....		210,730		210,190		192,490
4. Soil classification for crop production.....		568,640		166,750		138,750
5. Fertilizer materials and improvement.....		194,320		193,210		170,320
6. Evaluation and management of soils for agricultural use in Alaska.....		50,000				
7. Repair and reconditioning of physical facilities at field stations.....		50,000				
8. Services performed for other agencies.....		53,600		54,600		50,173
9. Overtime pay.....				20,100		128,189
Grand total obligations.....		1,558,600		1,075,000		942,287
Adjustments (see objects schedule for detail).....		—53,600		—162,000		—942,287
Total estimate or appropriation.....		1,505,000		913,000		

AGRICULTURAL RESEARCH ADMINISTRATION—Continued

BUREAU OF PLANT INDUSTRY, SOILS, AND AGRICULTURAL ENGINEERING—Continued

SALARIES AND EXPENSES—continued

Salaries and Expenses, Plant Industry, Soils, and Agricultural Engineering, Agricultural Research Administration—Continued

By objects	Obligations						
	Estimate, 1947		Estimate, 1946		Actual, 1945		
	Man-years	Total salary	Man-years	Total salary	Man-years	Total salary	
<b>PERSONAL SERVICES, DEPARTMENTAL</b>							
Professional service:							
Grade 7. Range \$7,175 to \$8,225:							
Assistant chief of bureau	1	\$7,438	1	\$7,195	0.6	\$3,792	
Grade 6. Range \$6,230 to \$7,070:							
Agricultural engineer	3	20,790	3	20,564	3	18,400	
Agricultural engineer	1.8	9,954	1.8	9,595	1.2	5,681	
Research writer	1	6,020	1	6,020	1	5,400	
Grade 4. Range \$4,300 to \$5,180:							
Agricultural engineer	0.5	2,590	0.5	2,480	0.5	2,200	
Architectural engineer	1	4,520	1	4,520	1	4,161	
Grade 3. Range \$3,640 to \$4,300:							
Agricultural engineer	1	3,640	1	3,640	0.2	533	
Grade 2. Range \$2,980 to \$3,640:							
Clerical, administrative, and fiscal service:	1	3,200	1	3,200	1.3	3,737	
Grade 9. Range \$3,640 to \$4,300:							
Administrative assistant	1	3,970	1	3,970	0.3	897	
Grade 7. Range \$2,980 to \$3,640:							
Agricultural engineer	2	6,290	2	6,290	1.3	3,350	
Grade 5. Range \$2,320 to \$2,980:							
Agricultural engineer	3.7	9,244	3.7	9,167	3	6,700	
Grade 4. Range \$2,100 to \$2,496:							
Agricultural engineer	10.6	22,842	10.6	22,518	7.4	13,480	
Grade 3. Range \$1,902 to \$2,298:							
Agricultural engineer	3	6,102	3	6,005	4.5	6,963	
Grade 2. Range \$1,704 to \$2,100:							
Subprofessional service:					0.8	2,475	
Grade 8. Range \$2,980 to \$3,640:					0.1	17	
Grade 6. Range \$2,320 to \$2,980:							
Total permanent, departmental	30.6	106,600	30.6	105,164	27	78,883	
Temporary employment, departmental				1.8	3,243	0.7	1,068
W. A. E. employment, departmental				0.1	186	0.1	84
Overtime pay, departmental					2,200		13,274
All personal services, departmental	30.6	106,600	32.5	110,793	27.8	93,309	
<b>PERSONAL SERVICES, FIELD</b>							
Professional service:							
Grade 5. Range \$5,180 to \$6,020:							
Agricultural engineer	10.5	56,732	8.2	44,234	5.8	27,769	
Mechanical engineer	1	6,020	1	6,020	1	5,400	
Grade 4. Range \$4,300 to \$5,180:							
Agricultural engineer	9.7	45,172	8.1	37,107	5.5	21,258	
Grade 3. Range \$3,640 to \$4,300:							
Agricultural engineer	13.3	49,742	10.1	38,092	6.8	22,721	
Grade 2. Range \$2,980 to \$3,640:							
Agricultural engineer	9.6	29,270	6	21,182	4.7	12,292	
Grade 1. Range \$2,320 to \$2,980:							
Agricultural engineer	2.6	6,030	0.5	1,160			
Clerical, administrative, and fiscal service:							
Grade 4. Range \$2,100 to \$2,496:			2.6	5,655	1	1,800	
Grade 3. Range \$1,902 to \$2,298:			5.4	9,972	4.5	8,954	
Grade 2. Range \$1,704 to \$2,100:			3	5,244	2	3,489	
Subprofessional service:							
Grade 8. Range \$2,980 to \$3,640:			5	15,356	2.8	7,330	
Grade 7. Range \$2,650 to \$3,310:			3.8	10,510	3	7,110	
Grade 6. Range \$2,320 to \$2,980:			5	11,710	2.5	5,915	
Grade 5. Range \$2,100 to \$2,496:			3.2	6,720	0.4	443	
Grade 4. Range \$1,902 to \$2,298:			1	2,034	1	1,983	
Crafts, protective, and custodial service:							
Grade 7. Range \$2,364 to \$2,870:			2	4,860	2	4,758	
Grade 6. Range \$2,166 to \$2,562:			5	11,424	5	11,373	
Grade 4. Range \$1,770 to \$2,166:			2	3,804	2	3,804	
Grade 2. Range \$1,440 to \$1,770:			3	4,716	3	3,780	
Unclassified	7	8,440	7	8,440	8.1	11,183	
Total permanent, field	96.9	298,150	73.5	230,368	59.4	151,820	
Temporary employment, field	3.2	5,040			0.8	920	
W. A. E. employment, field	1.7	1,540	1	540	3	1,203	
Casual employment, field	12.4	17,700	5.5	8,700	4	5,740	
Overtime pay, field				5,200		30,110	
Additional pay for foreign service, field		1,295					
All personal services, field	114.2	323,725	80	244,808	67.2	189,793	
Total, departmental and field	144.8	430,325	112.5	355,601	95	283,102	
Deduct quarters and subsistence furnished		828		828		731	
01 Personal services (net)	144.8	424,497	112.5	354,773	95	282,371	
<b>OTHER OBLIGATIONS</b>							
02 Travel		19,400		15,500		9,625	
03 Transportation of things		4,100		3,500		3,922	
04 Communication services		3,100		3,000		2,645	
05 Rents and utility services		12,800		11,700		8,258	
07 Other contractual services		38,722		23,517		21,559	
08 Supplies and materials		52,956		39,310		35,044	
09 Equipment		59,725		50,200		47,898	
10 Lands and structures						54,563	
Total other obligations		190,803		146,727		183,514	
Grand total obligations		620,300		501,500		465,885	

By objects	Obligations		
	Estimate, 1947	Estimate, 1946	Actual, 1945
Reimbursements for services performed	-\$9,800	-\$10,000	-\$13,282
Received by transfer from "Salaries and expenses, plant industry, soils, and agricultural engineering, Agricultural Research Administration," general administrative expenses			-24,893
Net total obligations	610,500	491,500	427,710
Covered into Treasury as miscellaneous receipts, Public Law 529			+72
Excess of obligations over appropriation due to Public Law 106		-46,000	
Estimated savings, unobligated balance			8,857
Total estimate or appropriation	610,500	445,500	436,639
<b>BY PROJECTS OR FUNCTIONS</b>			
1. Farm mechanical equipment	\$240,830	\$165,820	\$160,290
2. Farm structures and related investigations	147,540	146,700	52,690
3. Mechanical processing of farm products	140,470	139,920	191,200
4. Utilization of electric power on farms	31,860	31,860	6,795
5. Investigations to develop agricultural engineering practices needed for agricultural development in Alaska	12,500		
6. Repair and reconditioning of physical facilities at field stations and laboratories	37,300		
7. Services performed for other agencies	9,800	9,800	11,526
8. Overtime pay		7,400	43,384
Grand total obligations	620,300	501,500	465,885
Adjustments (see objects schedule for detail)	-9,800	-56,000	-29,246
Total estimate or appropriation	610,500	445,500	436,639

Cereal crops and diseases—

Transferred to "Salaries and expenses, plant industry, soils, and agricultural engineering, Agricultural Research Administration," field crops: 1945, \$650,524.

Cotton and other fiber crops and diseases—

Transferred to "Salaries and expenses, plant industry, soils, and agricultural engineering, Agricultural Research Administration," field crops: 1945, \$456,702.

Drug and related plants—

Transferred to "Salaries and expenses, plant industry, soils, and agricultural engineering, Agricultural Research Administration," fruit, vegetable, and specialty crops: 1945, \$70,308.

Dry-land agriculture—

By objects	Obligations		
	Estimate, 1947	Estimate, 1946	Actual, 1945
Transferred to "Salaries and expenses, plant industry, soils, and agricultural engineering, Agricultural Research Administration":			
Field crops			+ \$11,380
Fruit, vegetable, and specialty crops			+ 29,145
Soils, fertilizers, and irrigation			+ 217,038
Total estimate or appropriation			257,563

Forage crops and diseases—

Transferred to "Salaries and expenses, plant industry, soils, and agricultural engineering, Agricultural Research Administration," field crops: 1945, \$327,837.

Fruit and vegetable crops and diseases—

Transferred to "Salaries and expenses, plant industry, soils, and agricultural engineering, Agricultural Research Administration," fruit, vegetable, and specialty crops: 1945, \$1,463,877.

Irrigation agriculture—

By objects	Obligations		
	Estimate, 1947	Estimate, 1946	Actual, 1945
Transferred to "Salaries and expenses, plant industry, soils, and agricultural engineering, Agricultural Research Administration":			
Fruit, vegetable, and specialty crops			+ \$3,400
Soils, fertilizers, and irrigation			+ 141,600
Total estimate or appropriation			145,000

Plant exploration, introduction, and surveys—

By objects	Obligations		
	Estimate, 1947	Estimate, 1946	Actual, 1945
Transferred to "Salaries and expenses, plant industry, soils, and agricultural engineering, Agricultural Research Administration":			
Field crops			+ \$162,495
Fruit, vegetable, and specialty crops			+ 136,418
Total estimate or appropriation			298,913

Soil and fertilizer investigations—

Transferred to "Salaries and expenses, plant industry, soils, and agricultural engineering, Agricultural Research Administration," soils, fertilizers, and irrigation: 1945, \$346,791.

Soil survey—

Transferred to "Salaries and expenses, plant industry, soils, and agricultural engineering, Agricultural Research Administration," soils, fertilizers, and irrigation: 1945, \$162,582.

Sugar-plant investigations—

Transferred to "Salaries and expenses, plant industry, soils, and agricultural engineering, Agricultural Research Administration," field crops: 1945, \$370,000.

Tobacco investigations—

Transferred to "Salaries and expenses, plant industry, soils, and agricultural engineering, Agricultural Research Administration," field crops: 1945, \$143,520.

Plant Industry Experiment Farm—

Transferred to "Salaries and expenses, Office of Administrator, Agricultural Research Administration": 1945, \$36,976.

National Arboretum: For the maintenance and development of the National Arboretum established under the provisions of the Act entitled "An Act authorizing the Secretary of Agriculture to establish a National Arboretum, and for other purposes," approved March 4, 1927 (20 U. S. C. 191-194), including travel expenses of the advisory [counsel] council, [\$26,800] \$31,000, of which not to exceed \$2,500 may be expended for employment pursuant to the second sentence of section 706 (a) of the [Act of September 21, 1944 (Public Law 425)] Department of Agriculture Organic Act of 1944 (5 U. S. C. 574). (Act of May 5, 1945, Public Law 52.)

Estimate 1947, \$31,000                      Appropriated 1946, \$26,800

By objects	Obligations					
	Estimate, 1947		Estimate, 1946		Actual, 1945	
<b>PERSONAL SERVICES, DEPARTMENTAL</b>						
Professional service:	Man-	Total	Man-	Total	Man-	Total
Grade 6. Range \$6,230 to \$7,070:	years	salary	years	salary	years	salary
Head of division					0.1	\$500
Grade 3. Range \$3,640 to \$4,300:						
Botanist	1	\$4,300	1	\$4,270	1	3,675
Clerical, administrative, and fiscal service:						
Grade 5. Range \$2,320 to \$2,980					0.2	383
Grade 3. Range \$1,902 to \$2,298	0.5	951	0.5	951	0.6	975
Grade 2. Range \$1,704 to \$2,100					0.4	600
Subprofessional service:						
Grade 4. Range \$1,902 to \$2,298	1	2,232	1	2,232	1	1,860
Total permanent, departmental	2.5	7,483	2.5	7,453	3.3	7,993
W. A. E. employment, departmental	0.8	1,200	0.8	1,200		
Overtime pay, departmental						1,508
All personal services, departmental	3.3	8,683	3.3	8,653	3.3	9,501
<b>PERSONAL SERVICES, FIELD</b>						
Crafts, protective, and custodial service:						
Grade 6. Range \$2,166 to \$2,562	1	2,232	1	2,232	1	1,860
Grade 4. Range \$1,770 to \$2,166	1	1,836	1	1,836	1	1,500
Grade 3. Range \$1,572 to \$1,902	6	10,455	6	10,389	6.1	8,491
Total permanent, field	8	14,523	8	14,457	8.1	11,851
Temporary employment, field	1.1	1,790	1.1	1,790	0.8	1,026
Overtime pay, field						2,812
Night-work differential, field		100		100		
All personal services, field	9.1	16,413	9.1	16,337	8.9	15,689
Total, departmental and field	12.4	25,096	12.4	25,000	12.2	25,190
Deduct quarters and subsistence furnished		120		120		75
01 Personal services (net)	12.4	24,976	12.4	25,580	12.2	25,115

By objects

Obligations

By objects	Obligations		
	Estimate, 1947	Estimate, 1946	Actual, 1945
<b>OTHER OBLIGATIONS</b>			
02 Travel	\$20	\$20	\$10
03 Transportation of things	20	20	14
04 Communication services	80	80	74
05 Rents and utility services	100	100	97
07 Other contractual services	2,760	2,760	2,711
08 Supplies and materials	2,994	2,990	2,790
09 Equipment	50	50	48
Total other obligations	6,024	6,020	5,744
Grand total obligations	31,000	31,600	30,859
Covered into Treasury as miscellaneous receipts, Public Law 529			+1
Excess of obligations over appropriation due to Public Law 106		-4,800	
Estimated savings, unobligated balance			640
Total estimate or appropriation	31,000	26,800	31,500

Special Research Fund, Department of Agriculture (Bureau of Plant Industry, Soils, and Agricultural Engineering)—

By objects	Obligations					
	Estimate, 1947		Estimate, 1946		Actual, 1945	
<i>Special research projects and regional laboratories</i>						
<b>PERSONAL SERVICES, DEPARTMENTAL</b>						
Professional service:	Man-	Total	Man-	Total	Man-	Total
Grade 5. Range \$5,150 to \$6,020:	years	salary	years	salary	years	salary
Pathologist	0.1	\$463	0.1	\$447	0.1	\$433
Physiologist	0.1	394	0.1	394	0.1	367
Total permanent, departmental	0.2	857	0.2	841	0.2	800
Overtime pay, departmental				15		104
All personal services, departmental	0.2	857	0.2	856	0.2	904
<b>PERSONAL SERVICES, FIELD</b>						
Professional service:						
Grade 6. Range \$6,230 to \$7,070:						
Agronomist	1	6,860	1	6,803	1	6,000
Geneticist	1	6,440	1	6,440	1	5,600
Scientist	1	6,230	1	6,436	1	6,400
Grade 5. Range \$5,150 to \$6,020:						
Agricultural engineer	0.3	1,508	0.3	1,508	0.5	2,400
Agronomist	1	5,390	1	5,390	1	4,600
Botanist	1	5,390	1	5,268	1	4,583
Chemist	1	5,390	1	5,390	1	4,600
Geneticist	0.8	4,380	0.8	4,380	0.4	1,425
Physiologist	0.8	3,985	0.8	3,985		
Plant anatomist	1	5,600	1	5,600	1	4,850
Soil physicist	1	5,600	0.8	4,667		
Grade 4. Range \$4,300 to \$5,150:						
Agricultural engineer	3	14,000	3	13,933	2.2	8,833
Agronomist	3	13,780	3	13,611	3	11,550
Cytologist	1	4,740	1	4,740	1	4,200
Geneticist	1	4,740	1	4,740	1.6	6,375
Irrigation drainage engineer	1	4,520	1	4,520	1	3,900
Mechanical engineer					0.5	1,925
Pathologist	1	4,740	1	4,740	1.5	6,000
Physiologist	3	14,220	3	14,067	2.5	10,400
Grade 3. Range \$3,640 to \$4,300:						
Agricultural engineer	0.4	1,298	0.4	1,298	0.5	1,600
Agronomist	4.3	16,369	4.2	16,059	3.4	10,970
Biochemist	2.5	9,548	2.5	9,518	2.1	7,217
Chemist	1	3,750	1	3,670	1.1	3,683
Ecologist	1	3,640	1	3,606		
Horticulturist	1	3,860	1	3,833		
Irrigation drainage engineer					1.1	3,355
Microbiologist					0.3	1,067
Pathologist	2	7,610	2	7,610	2	6,500
Physiologist	2	7,610	2	7,610	3	9,800
Soil scientist	2	7,280	1.9	6,840	0.2	516
Soil technologist	1	3,750	1	3,742	1	3,058
Grade 2. Range \$2,980 to \$3,640	6.4	19,072	6.6	19,666	11.7	29,431
Grade 1. Range \$2,320 to \$2,980	4.2	9,743	3.9	8,856	2.9	5,866
Clerical, administrative, and fiscal service:						
Grade 3. Range \$2,320 to \$2,980	2	4,970	2	4,796	1.1	2,275
Grade 4. Range \$2,100 to \$2,496	5	10,544	5	10,513	4.4	7,516
Grade 3. Range \$1,902 to \$2,298	4	7,740	4	7,593	4	6,824
Grade 2. Range \$1,704 to \$2,100			0.1	65	1	1,490
Subprofessional service:						
Grade 5. Range \$2,980 to \$3,640	0.5	1,490	0.5	1,490	0.5	1,459
Grade 6. Range \$2,320 to \$2,980	3.5	9,012	3.5	8,963	3.2	6,846
Grade 5. Range \$2,100 to \$2,496	1.5	3,216	1.5	3,216	1.1	1,982
Grade 4. Range \$1,902 to \$2,298	7	13,710	7	13,641	7.8	12,324
Grade 3. Range \$1,704 to \$2,100	4	7,014	4	6,963	4.4	5,616
Crafts, protective, and custodial service:						
Grade 5. Range \$1,968 to \$2,364	2	4,200	2	4,183	1.2	2,103
Grade 4. Range \$1,770 to \$2,166	1	1,770	1	1,770	1.9	2,700
Grade 2. Range \$1,440 to \$1,770	1	1,572	1	1,572	1	1,260
Unclassified	18.2	32,328	18.2	32,310	19	33,154
Total permanent, field	100.4	308,609	100	305,601	102.1	265,518

AGRICULTURAL RESEARCH ADMINISTRATION—Continued

BUREAU OF PLANT INDUSTRY, SOILS, AND AGRICULTURAL ENGINEERING—Continued

Special Research Fund, Department of Agriculture (Bureau of Plant Industry, Soils, and Agricultural Engineering)—Continued

By objects	Obligations					
	Estimate, 1947		Estimate, 1946		Actual, 1945	
<i>Special research projects and regional laboratories—Continued</i>						
PERSONAL SERVICES, FIELD—continued	Man-years	Total salary	Man-years	Total salary	Man-years	Total salary
Temporary employment, field	4	\$6,169	4	\$6,169	3.8	\$1,792
Part-time employment, field	0.5	1,200	0.5	1,200	0.5	1,200
W. A. E. employment, field	29.2	35,166	29.2	35,166	29.4	34,532
Overtime pay, field				7,071		51,639
All personal services, field	134.1	351,144	133.7	355,207	135.8	357,681
Total, departmental and field	134.3	352,001	133.9	356,063	136	358,585
Deduct quarters and subsistence furnished		1,330		1,330		1,508
01 Personal services (net)	134.3	350,671	133.9	354,733	136	357,077
OTHER OBLIGATIONS						
02 Travel		12,930		12,930		7,889
03 Transportation of things		2,800		2,800		2,787
04 Communication services		1,200		1,200		1,204
05 Rents and utility services		8,640		8,640		8,632
06 Printing and binding		1,200		3,400		
07 Other contractual services		21,700		22,400		23,402
08 Supplies and materials		31,925		30,540		36,478
09 Equipment		11,000		12,780		13,040
Total other obligations		91,396		94,690		93,432
Grand total obligations		442,067		449,423		450,509
Allotted from "Special research fund, Department of Agriculture"		-442,067		-449,423		-459,116
Covered into Treasury as miscellaneous receipts, Public Law 529						+27
Estimated savings, unobligated balance						8,580
Total estimate or appropriation						
BY PROJECTS OR FUNCTIONS						
1. Special research laboratories		\$315,407		\$315,407		\$284,493
2. Special research projects		126,660		126,660		114,273
3. Overtime pay				7,356		51,743
Grand total obligations		442,067		449,423		450,509
Adjustments (see objects schedule for detail)		-442,067		-449,423		-450,509
Total estimate or appropriation						

Salaries and Expenses, Soil Conservation Service (Bureau of Plant Industry, Soils, and Agricultural Engineering)—

By objects	Obligations					
	Estimate, 1947		Estimate, 1946		Actual, 1945	
<i>For soil survey inspection</i>						
PERSONAL SERVICES, DEPARTMENTAL	Man-years	Total salary	Man-years	Total salary	Man-years	Total salary
Professional service:						
Grade 4. Range \$4,300 to \$5,180:					0.2	\$792
Soil scientist						
Clerical, administrative, and fiscal service:						
Grade 5. Range \$2,320 to \$2,980:	2	\$5,410	2	\$5,410	2	4,511
Grade 3. Range \$1,902 to \$2,298:	1	2,298	1	2,280	1	1,905
Grade 2. Range \$1,704 to \$2,100:	0.2	390	0.2	390	0.9	1,224
Crafts, protective, and custodial service:						
Grade 3. Range \$1,572 to \$1,902:	1	1,770	1	1,753	1	1,425
Total permanent, departmental	4.2	9,868	4.2	9,833	5.1	9,857
Overtime pay, departmental				280		2,095
All personal services, departmental	4.2	9,868	4.2	10,113	5.1	11,952
PERSONAL SERVICES, FIELD						
Professional service:						
Grade 6. Range \$6,230 to \$7,070:					0.4	2,334
Soil scientist						
Grade 5. Range \$5,180 to \$6,020:						
Soil scientist	8.8	48,110	8.8	47,983	8.7	41,791
Grade 4. Range \$4,300 to \$5,180:						
Soil scientist	14	62,200	14	61,946	10.5	39,860

By objects	Obligations					
	Estimate, 1947		Estimate, 1946		Actual, 1945	
<i>For soil survey inspection—Continued</i>						
PERSONAL SERVICES, FIELD—continued	Man-years	Total salary	Man-years	Total salary	Man-years	Total salary
Professional service—Continued						
Grade 3. Range \$3,640 to \$4,300:					0.6	\$1,823
Soil scientist					0.9	1,950
Grade 1. Range \$2,320 to \$2,980:	1	\$2,430	1	\$2,430		
Clerical, administrative, and fiscal service:						
Grade 5. Range \$2,320 to \$2,980:	2	4,970	2	4,877	2	4,106
Grade 4. Range \$2,100 to \$2,496:	3	6,564	3	6,564	2.5	4,560
Grade 3. Range \$1,902 to \$2,298:	5	9,842	5	9,786	4.3	6,757
Grade 2. Range \$1,704 to \$2,100:	1.7	2,950	1.7	2,914	2.3	3,348
Grade 1. Range \$1,506 to \$1,902:					0.2	214
Subprofessional service:						
Grade 4. Range \$1,902 to \$2,298:	1	1,902	1	1,829	0.3	473
Unclassified	1.9	5,135	1.9	5,135	2.1	6,069
Total permanent, field	38.4	144,103	38.4	143,464	34.8	113,285
W. A. E. employment, field		0.9	1,350		0.9	1,499
Casual employment, field		0.5	870		0.5	594
Overtime pay, field				2,320		18,085
All personal services, field	39.8	146,323	39.8	148,004	36.3	133,463
01 Personal services (net)	44	156,191	44	158,117	41.4	145,415
OTHER OBLIGATIONS						
02 Travel		17,000		21,700		20,662
03 Transportation of things		400		500		338
04 Communication services		300		300		280
05 Rents and utility services		4,338		4,338		3,929
07 Other contractual services		5,371		5,415		5,749
08 Supplies and materials		2,000		2,000		1,667
09 Equipment		6,800		2,600		1,960
Total other obligations		36,209		36,883		34,285
Grand total obligations		192,400		195,000		180,000
Reimbursements for services performed						-686
Allotted from "Salaries and expenses, Soil Conservation Service," soil conservation operations		-192,400		-195,000		-186,568
Covered into Treasury as miscellaneous receipts, Public Law 529						+15
Estimated savings, unobligated balance						7,239
Total estimate or appropriation						

Emergency Fund for the President, National Defense (Allotment to Agriculture) (Bureau of Plant Industry, Soils, and Agricultural Engineering)—

By objects	Obligations						
	Estimate, 1947		Estimate, 1946		Actual, 1945		
<i>Emergency plant-disease prevention</i>							
PERSONAL SERVICES, DEPARTMENTAL	Man-years	Total salary	Man-years	Total salary	Man-years	Total salary	
Professional service:							
Grade 6. Range \$6,230 to \$7,070:					0.6	\$4,016	
Pathologist					1	\$6,000	
Grade 2. Range \$2,980 to \$3,640:					1	2,600	
Clerical, administrative, and fiscal service:							
Grade 6. Range \$2,650 to \$3,310:			0.2	476	0.8	1,950	
Grade 5. Range \$2,320 to \$2,980:					0.3	650	
Total permanent, departmental			0.8	4,492	3.1	11,200	
Temporary employment, departmental			0.4	618	4	9,006	
Overtime pay, departmental				188		3,504	
All personal services, departmental			1.2	5,298	7.1	23,710	
PERSONAL SERVICES, FIELD							
Professional service:							
Grade 5. Range \$5,180 to \$6,020:					0.2	830	
Pathologist							
Grade 4. Range \$4,300 to \$5,180:							
Pathologist						5.6	19,039
Total permanent, field			0.2	830		6.6	23,639
Temporary employment, field						21.2	75,552
Casual employment, field						0.3	399
Overtime pay, field				55		16,069	
All personal services, field			0.2	885		28.1	115,659
01 Personal services (net)			1.4	6,183		35.2	139,369
OTHER OBLIGATIONS							
02 Travel				297		19,008	
03 Transportation of things				11		80	
04 Communication services				5		226	
07 Other contractual services				504		5,854	
08 Supplies and materials						6,098	
09 Equipment						48	
Total other obligations				817		31,314	
Grand total obligations				7,000		170,683	



By objects	Obligations		
	Estimate, 1947	Estimate, 1946	Actual, 1945
<i>Emergency plant-disease prevention—Con.</i>			
1945 balance available in 1946		-\$7,000	+\$7,000
Received by transfer from "Emergency fund for the President, national defense"			-177,683
Total estimate of appropriation			

**Rubber Investigations, Bureau of Plant Industry, Soils, and Agricultural Engineering—**

By objects	Obligations		
	Estimate, 1947	Estimate, 1946	Actual, 1945
<i>Development of rubber production in the Western Hemisphere</i>			
Prior year balance available in 1945			-\$100
1945 balance available in 1946		-\$100	+\$100
1946 balance available in 1947	-\$100	+\$100	
1947 balance available in 1948	+\$100		
Total estimate of appropriation			

**Emergency Rubber Project, Department of Agriculture (Bureau of Plant Industry, Soils, and Agricultural Engineering)—**

By objects	Obligations					
	Estimate, 1947		Estimate, 1946		Actual, 1945	
<i>Investigations directed toward the production of rubber from guayule and other rubber-bearing plants</i>						
<b>PERSONAL SERVICES, DEPARTMENTAL</b>						
Professional service:	Man-years	Total salary	Man-years	Total salary	Man-years	Total salary
Grade 6. Range \$6,230 to \$7,070:						
Agronomist			0.2	\$1,486	0.3	\$1,450
Grade 2. Range \$2,980 to \$3,640					0.4	1,075
Clerical, administrative, and fiscal service:			0.5	1,545		
Grade 7. Range \$2,980 to \$3,640			0.5	1,017	0.5	870
Grade 3. Range \$1,902 to \$2,298						
Total permanent, departmental			1.2	4,048	1.2	3,395
Overtime pay, departmental				90		1,157
All personal services, departmental			1.2	4,138	1.2	4,552
<b>PERSONAL SERVICES, FIELD</b>						
Professional service:						
Grade 7. Range \$7,175 to \$8,225:			1	7,438	1	6,625
Plant physiologist						
Grade 6. Range \$6,230 to \$7,070:					0.8	4,674
Geneticist					1	6,000
Physiologist						
Grade 5. Range \$5,180 to \$6,020:			0.3	1,800	1.5	7,050
Agronomist					0.8	3,450
Soil scientist						
Grade 4. Range \$4,300 to \$5,180:			1	4,300	0.1	534
Agronomist						
Botanist					1	3,800
Chemist			1	4,300	1.7	6,492
Horticulturist					0.6	2,259
Pathologist			1	4,520	1	3,800
Rubber technologist						
Soil technologist						
Grade 3. Range \$3,640 to \$4,300:			3	11,305	5.4	17,347
Agronomist					1.1	3,703
Botanist					1.1	3,442
Cytogeneticist			1	3,800	3.1	9,859
Geneticist			1	4,053	1.1	3,475
Horticulturist			1	3,770	1.1	3,713
Pathologist					2.4	8,076
Physiologist					0.8	2,475
Soil scientist					1	3,200
Soil technologist			3	8,770	12	31,796
Grade 2. Range \$2,980 to \$3,640					0.6	1,096
Grade 1. Range \$2,320 to \$2,980						
Clerical, administrative, and fiscal service:			1	3,778	1	3,225
Grade 9. Range \$3,640 to \$4,300:					2	4,825
Administrative assistant			2	4,825	2.3	4,310
Grade 5. Range \$2,320 to \$2,980			3	6,380	3.3	5,619
Grade 4. Range \$2,100 to \$2,496			1	1,968	1.5	2,430
Grade 3. Range \$1,902 to \$2,298					0.3	477
Grade 2. Range \$1,704 to \$2,100						
Subprofessional service:						
Grade 8. Range \$2,980 to \$3,640					1.3	3,325
Grade 7. Range \$2,650 to \$3,310			3	8,253	2.8	6,308
Grade 6. Range \$2,320 to \$2,980			1	2,540	6.4	13,111
Grade 5. Range \$2,100 to \$2,496			1	2,183	1.4	2,579
Grade 4. Range \$1,902 to \$2,298					0.7	1,012
Grade 3. Range \$1,704 to \$2,100					1	1,293
Grade 2. Range \$1,572 to \$1,968					0.4	550

By objects	Obligations					
	Estimate, 1947		Estimate, 1946		Actual, 1945	
<i>Investigations directed toward the production of rubber from guayule and other rubber-bearing plants—Continued</i>						
<b>PERSONAL SERVICES, FIELD—continued</b>						
Unclassified	Man-years	Total salary	Man-years	Total salary	Man-years	Total salary
			1	\$2,600	4.7	\$8,548
Total permanent, field			26.3	86,583	66.2	185,653
Temporary employment, field			0.4	881	17.6	32,551
W. A. E. employment, field			0.3	715	1.5	2,723
Casual employment, field			1	1,500	1.6	1,761
Overtime pay, field				1,960		40,985
All personal services, field			28	91,639	86.9	262,676
Total, departmental and field			29.2	95,777	88.1	267,228
Deduct quarters and subsistence furnished						595
Add cash allowance for quarters, heat, light, etc., incident to personal services (foreign service)				600		725
01 Personal services (net)			29.2	96,377	88.1	267,358
<b>OTHER OBLIGATIONS</b>						
02 Travel				3,000		2,908
03 Transportation of things				400		686
04 Communication services				150		305
05 Rents and utility services				78		607
06 Printing and binding				20		21
07 Other contractual services				1,300		2,056
08 Supplies and materials				1,815		3,012
09 Equipment				140		37
Total other obligations				6,903		10,232
Grand total obligations				103,280		277,590
Allotted from "Emergency rubber project, Department of Agriculture"				-60,580		-251,372
Prior year balance available in 1945						-68,938
1945 balance available in 1946				-42,700		+42,700
Covered into Treasury as miscellaneous receipts, Public Law 529						+20
Total estimate or appropriation						
<b>BY PROJECTS OR FUNCTIONS</b>						
Production, culture, handling, soil requirements, and machinery investigations on emergency rubber crops:						
Guayule				\$101,230		\$218,137
Cryptogeom						17,305
Overtime pay				2,050		42,145
Grand total obligations				103,280		277,590
Adjustments (see objects schedule for detail)				-103,280		-277,590
Total estimate or appropriation						

**Working Funds, Agriculture, Bureau of Plant Industry, Soils, and Agricultural Engineering—**

By objects	Obligations					
	Estimate, 1947		Estimate, 1946		Actual, 1945	
<b>PERSONAL SERVICES, FIELD</b>						
Professional service:	Man-years	Total salary	Man-years	Total salary	Man-years	Total salary
Grade 7. Range \$7,175 to \$8,225:					0.5	\$3,250
Pathologist						
Grade 6. Range \$6,230 to \$7,070:					0.2	467
Chemist						
Grade 5. Range \$5,180 to \$6,020:					0.1	575
Agricultural engineer						
Grade 4. Range \$4,300 to \$5,180:					0.4	1,267
Chemist					0.1	575
Physiologist						
Grade 3. Range \$3,640 to \$4,300:					0.3	687
Chemist						
Clerical, administrative, and fiscal service:						
Grade 3. Range \$1,902 to \$2,298					0.1	203
Subprofessional service:						
Grade 7. Range \$2,650 to \$3,310					0.2	389
Grade 5. Range \$2,100 to \$2,496					0.5	885
Crafts, protective, and custodial service:						
Grade 3. Range \$1,572 to \$1,968					0.1	165
Unclassified:						
Laborer					0.3	360
Total permanent, field					2.8	8,823
Temporary employment, field					0.2	223
W. A. E. employment, field					0.5	460
Casual employment, field					0.9	961
Overtime pay, field						1,662
01 Personal services (net)					4.4	12,159

AGRICULTURAL RESEARCH ADMINISTRATION—Continued

BUREAU OF PLANT INDUSTRY, SOILS, AND AGRICULTURAL ENGINEERING—Continued

Working Funds, Agriculture, Bureau of Plant Industry, Soils, and Agricultural Engineering—Continued

By objects	Obligations		
	Estimate, 1947	Estimate, 1946	Actual, 1945
<b>OTHER OBLIGATIONS</b>			
02 Travel.....			\$297
03 Transportation of things.....			78
04 Communication services.....			15
05 Rents and utility services.....			21
07 Contractual services.....			1,966
08 Supplies and materials.....			601
09 Equipment.....			554
Total other obligations.....			3,532
Grand total obligations.....			15,691
Advanced from State Department.....			-2,426
1943 balance available in 1945.....			-12,604
1944 balance available in 1945.....			-12,190
Estimated savings, unobligated balance.....			11,529
Total estimate or appropriation.....			

By projects or functions	Obligations		
	Estimate, 1947	Estimate, 1946	Actual, 1945
1. Investigations in food compression and packaging of dehydrated compressed food products (War Production Board).....			\$3,521
2. Investigations on ammonium nitrate as a fertilizer (War Production Board).....			4,705
3. Development of methods of properly caring for grain in storage (Commodity Credit Corporation).....			1,937
4. Cooperation with the Chinese Government in the study of agricultural problems (State Department).....			3,250
5. Investigations on effect of fungi on ordnance material and methods for control (War Department).....			616
6. Overtime pay.....			1,662
Grand total obligations.....			15,691
Adjustments (see objects schedule for detail).....			-15,691
Total estimate or appropriation.....			

Total, Bureau of Plant Industry, Soils, and Agricultural Engineering, annual appropriations, general account:

Estimate 1947, \$7,047,700

Appropriated 1946, \$5,193,900

Statement of proposed expenditures for purchase, maintenance, repair, and operation of passenger-carrying vehicles and aircraft for the fiscal year ending June 30, 1947

BUREAU OF PLANT INDUSTRY, SOILS, AND AGRICULTURAL ENGINEERING

Appropriation	Vehicles (motor unless otherwise indicated) or aircraft to be purchased		Old vehicles or aircraft to be exchanged		Net cost of vehicles or aircraft to be purchased	Old vehicles or aircraft still to be used	Total maintenance, repair, and operation, all vehicles or aircraft	Public purpose and users
	Number	Gross cost	Number	Allowance (estimated)				
Salaries and expenses:								
Field crops.....	7	\$7,350	6	\$1,800	\$5,550	48	\$7,000	Automobiles used by technical workers, in localities where public transportation is inadequate or nonexistent, conducting field experiments with fruit trees, grains, cotton, vegetables, grasses, forage, fiber, and other plants and plant industries; soil management, fertilization, irrigation, and classification; farm equipment, mechanical processing of farm products, and related plant, soil, and agricultural engineering research. Aircraft used in experiments to develop improved equipment, and methods for applying insecticides and fungicides to control insect pests and crop diseases.
Fruit, vegetable, and specialty crops.....	10	10,500	10	3,000	7,500	44	7,200	
Forest diseases.....	3	3,150	2	600	2,550	12	1,900	
Soils, fertilizers, and irrigation.....	14	11,500	10	3,000	11,700	21	3,100	
Agricultural engineering.....	5	5,250	5	1,500	3,750	11	1,900	
Do.....						12	1,800	
Total, salaries and expenses.....	39	40,950	33	9,900	31,050	138	22,900	
Salaries and expenses, Soil Conservation Service (Bureau of Plant Industry, Soils, and Agricultural Engineering).....	8	8,400	4	1,200	7,200	6	1,800	
Total.....	47	49,350	37	11,100	38,250	144	24,700	

<sup>1</sup> Aircraft.

BUREAU OF ENTOMOLOGY AND PLANT QUARANTINE

SALARIES AND EXPENSES

Salaries and Expenses, Entomology and Plant Quarantine, Agricultural Research Administration—

For expenses [independently or in cooperation with public or private agencies, including individuals, corporations, or foreign governments,] necessary for investigations, experiments, demonstrations, and surveys for the promotion of economic entomology, for investigating and ascertaining the best means of destroying insects and related pests injurious to agriculture, for importing useful and beneficial insects and bacterial, fungal, and other diseases of insects and related pests, for investigating and ascertaining the best means of destroying insects affecting man and animals, and the best ways of utilizing beneficial insects, for carrying into effect the provisions of the Plant Quarantine Act of August 20, 1912, as amended (7 U. S. C. 151-167), the Honey Bee Act (7 U. S. C. 281-283), the Insect Pest Act (7 U. S. C. 141-144), the Mexican Border Act (7 U. S. C. 149) and the Department of Agriculture Organic Act of 1944 ([Public Law 425] 7 U. S. C. 147a), authorizing the eradication, control, and prevention of spread of injurious insects and plant pests; including the operation and maintenance of airplanes and the purchase of not to exceed seven, and not to exceed \$544,493

\$625,560 for personal services in the District of Columbia, as follows: (5 U. S. C. 511-512—establishing the Department of Agriculture; 563-564. The foregoing citations apply to all appropriation items under the Bureau which are not based upon specific legislative authority either incorporated in the language of the item or cited immediately thereunder; 7 U. S. C. 145-148a, 148c-e; 16 U. S. C. 581c; Public Res. 47, approved May 21, 1928; Public Res. 42, approved Feb. 8, 1930; Act of May 5, 1945, Public Law 52.)

General administrative expenses—

By objects	Obligations		
	Estimate, 1947	Estimate, 1946	Actual, 1945
Transferred to "Salaries and expenses, entomology and plant quarantine, Agricultural Research Administration":			
Insect investigations.....			+ \$65,370
Insect and plant disease control.....			+72,550
Foreign plant quarantines.....			+23,000
Total estimate or appropriation.....			160,920



Fruit insects—

Transferred to "Salaries and expenses, entomology and plant quarantine, Agricultural Research Administration," insect investigations: 1945, \$457,230.

Japanese beetle control—

By objects	Obligations		
	Estimate, 1947	Estimate, 1946	Actual, 1945
Transferred to "Salaries and expenses, entomology and plant quarantine, Agricultural Research Administration":			
Insect investigations.....			+ \$13, 500
Insect and plant disease control.....			+ 385, 500
Total estimate or appropriation.....			400, 000

Sweetpotato weevil control—

Transferred to "Salaries and expenses, entomology and plant quarantine, Agricultural Research Administration," insect and plant disease control: 1945, \$78,670.

Mexican fruitfly control—

Transferred to "Salaries and expenses, entomology and plant quarantine, Agricultural Research Administration," insect and plant disease control: 1945, \$169,520

Gypsy and brown-tail moth control—

Transferred to "Salaries and expenses, entomology and plant quarantine, Agricultural Research Administration," insect and plant disease control: 1945, \$409,320.

Insect investigations: For the investigation of insects affecting fruits, grapes, nuts, trees, shrubs, forests and forest products, truck and garden crops, cereal, forage and range crops, cotton, tobacco, sugar plants, ornamental and other plants and agricultural products, household possessions, and man and animals; for bee culture and apiary management; for classifying, identifying, and collecting information to determine the distribution and abundance of insects; for investigations in connection with introduction of natural enemies of injurious insects and related pests and for the exchange with other countries of useful and beneficial insects and other arthropods; for developing methods, equipment, and apparatus to aid in enforcing plant quarantines and in the eradication and control of insect pests and plant diseases; and for investigations of insecticides and fungicides, including methods of their manufacture and use and the effects of their application; [**\$2,114,900**] \$2,579,000. (U. S. C. 281-283; 16 U. S. C. 581-581c; Act of May 5, 1945, Public Law 52.)

Estimate 1947, **\$2,579,000** Appropriated 1946, **\$2,114,900**

By objects	Obligations					
	Estimate, 1947		Estimate, 1946		Actual, 1945	
<b>PERSONAL SERVICES, DEPARTMENTAL</b>						
Professional service:	Man-years	Total salary	Man-years	Total salary	Man-years	Total salary
Grade 8. Range \$8,750 to \$9,800:						
Chief of bureau.....	1	\$9, 205	1	\$9, 205	1	\$8, 250
Grade 7. Range \$7,175 to \$8,225						
Assistant chief in charge of research activities.....	1	7, 700	1	7, 559	1	6, 750
Grade 6. Range \$6,230 to \$7,070:						
Division leader, cereal and forage insects.....	1	7, 070	1	6, 957	1	6, 200
Division leader, cotton insects.....	1	7, 070	1	7, 070	1	6, 200
Division leader, foreign parasites and control investigations.....	1	7, 070	1	7, 014	1	6, 200
Division leader, fruit insects.....	1	7, 070	1	7, 070	0.5	3, 200
Division leader, insects affecting man and animals.....	1	6, 650	1	6, 650	1	5, 700
Division leader, insect identification.....	1	7, 070	1	7, 070	1	6, 200
Division leader, insect pest survey and information.....	1	6, 439	1	6, 310	1.1	5, 650
Division leader, truck crop and garden insects.....	1	7, 180	1	7, 167	1	6, 400
Grade 5. Range \$5,180 to \$6,020:						
Assistant division leader.....	7	40, 040	7	39, 741	6.4	32, 455
Entomologists.....	3	17, 926	3.1	17, 708	5.4	25, 720
Grade 4. Range \$4,300 to \$5,180:						
Division leader, editorial.....					0.8	3, 450
Entomologist.....	6	28, 650	6	28, 167	5.7	22, 452
Statistical consultant.....	1	4, 740	1	4, 681	1	4, 000
Technical editor.....	1	4, 300	1	4, 300	0.2	622
Grade 3. Range \$3,640 to \$4,300:						
Entomologist.....	10	40, 030	10	39, 771	10.7	38, 782
Technical editor.....	0.8	2, 730	0.8	2, 730	1.3	4, 134
Grade 2. Range \$2,980 to \$3,640:						
Grade 1. Range \$2,320 to \$2,980:						
1.4	3, 540	1.4	3, 455	2.3	4, 974	
Clerical, administrative, and fiscal service:						
Grade 12. Range \$5,180 to \$6,020:						
Division leader, business and finance services.....	1	5, 810	1	5, 810	1	5, 000

By objects	Obligations						
	Estimate, 1947		Estimate, 1946		Actual, 1945		
<b>PERSONAL SERVICES, DEPARTMENTAL—CON</b>							
Clerical, administrative, and fiscal service—Continued	Man-years	Total salary	Man-years	Total salary	Man-years	Total salary	
Grade 11. Range \$4,300 to \$5,180:							
Division leader, personnel.....	1	\$4, 520	1	\$4, 520	1	\$3, 800	
Grade 9. Range \$3,640 to \$4,300:							
Administrative assistant.....	0.5	1, 875	0.5	1, 875	0.5	1, 600	
Grade 8. Range \$3,310 to \$3,970:							
Grade 7. Range \$2,980 to \$3,640:							
Grade 6. Range \$2,650 to \$3,310:							
Grade 5. Range \$2,320 to \$2,980:							
Grade 4. Range \$2,100 to \$2,496:							
Grade 3. Range \$1,902 to \$2,298:							
Grade 2. Range \$1,704 to \$2,100:							
Subprofessional service:							
Grade 8. Range \$2,980 to \$3,640:							
Grade 6. Range \$2,320 to \$2,980:							
Grade 5. Range \$2,100 to \$2,496:							
Grade 4. Range \$1,902 to \$2,298:							
Grade 2. Range \$1,704 to \$2,100:							
Crafts, protective, and custodial service:							
Grade 3. Range \$1,572 to \$1,902:							
Total permanent, departmental.....	95.1	363, 148	95.1	360, 441	92.2	308, 002	
Temporary employment, departmental.....	0.3	426	0.3	426	0.4	74	
W. A. E. employment, departmental.....				7, 200	0.1	36	
Overtime pay, departmental.....						52, 106	
All personal services, departmental.....	95.4	363, 574	95.4	368, 067	92.7	360, 918	
<b>PERSONAL SERVICES, FIELD</b>							
Professional service:							
Grade 6. Range \$6,230 to \$7,070:							
Chemist.....	1	6, 650	1	6, 650	1	5, 850	
Division leader, bee culture.....	1	7, 070	1	7, 070	1	6, 400	
Division leader, forest insects.....	1	7, 070	1	7, 070	1	6, 400	
Division leader, fruitfly investigations.....	1	7, 070	1	7, 070	1	6, 400	
Division leader, insecticide and fungicide investigations.....	1	7, 070	1	7, 070	1	6, 200	
Entomologist.....	2	13, 930	2	13, 708	2	12, 150	
Grade 5. Range \$5,180 to \$6,020:							
Apiculturist.....	3	16, 170	2	10, 740	1.5	7, 142	
Assistant division leader.....	3	17, 010	3	17, 010	2.7	13, 213	
Chemist.....	2.4	13, 565	2.4	13, 565	1.8	8, 848	
Entomologist.....	32.9	189, 262	31.9	181, 793	34.2	166, 154	
Grade 4. Range \$4,300 to \$5,180:							
Agricultural engineer.....						0.5	2, 100
Apiculturist.....	5	23, 700	4	19, 282	4.4	18, 616	
Chemist.....	6	28, 630	6	28, 424	4.6	18, 951	
Entomologist.....	59.3	283, 129	57.3	272, 349	51.7	211, 793	
Pilot.....					0.3	1, 108	
Grade 3. Range \$3,640 to \$4,300:							
Airplane pilot.....	1	3, 640	1	3, 640	0.5	1, 600	
Apiculturist.....	6	22, 720	4	15, 410	4	13, 175	
Bacteriologist.....	1	3, 860	1	3, 860	1	3, 300	
Chemist.....	8	30, 960	8	30, 680	7.4	24, 201	
Entomologist.....	87.5	334, 317	80	312, 433	75	251, 415	
Microbiologist.....	1	3, 640	1	3, 640			
Plant quarantine inspector.....	1	4, 190	1	4, 118	0.7	2, 035	
Grade 2. Range \$2,980 to \$3,640:							
Grade 1. Range \$2,320 to \$2,980:							
18.8	46, 037	16	39, 635	18.8	39, 304		
Clerical, administrative, and fiscal service:							
Grade 7. Range \$2,980 to \$3,640:							
Grade 6. Range \$2,650 to \$3,310:							
Grade 5. Range \$2,320 to \$2,980:							
Grade 4. Range \$2,100 to \$2,496:							
Grade 3. Range \$1,902 to \$2,298:							
Grade 2. Range \$1,704 to \$2,100:							
Subprofessional service:							
Grade 8. Range \$2,980 to \$3,640:							
Grade 7. Range \$2,650 to \$3,310:							
Grade 6. Range \$2,320 to \$2,980:							
Grade 5. Range \$2,100 to \$2,496:							
Grade 4. Range \$1,902 to \$2,298:							
Grade 3. Range \$1,704 to \$2,100:							
Grade 2. Range \$1,572 to \$1,902:							
Grade 1. Range \$1,440 to \$1,836:							
Crafts, protective, and custodial service:							
Grade 10. Range \$2,980 to \$3,640:							
Grade 6. Range \$2,166 to \$2,562:							
Grade 5. Range \$1,908 to \$2,364:							
Grade 4. Range \$1,770 to \$2,166:							
Grade 3. Range \$1,572 to \$1,902:							
Grade 2. Range \$1,440 to \$1,770:							
Grade 1. Range \$864 to \$1,152:							
Unclassified.....	16.9	9, 170	16.9	9, 170	19.5	19, 745	
Total permanent, field.....	457.4	1, 591, 999	417.3	1, 465, 833	405.8	1, 209, 602	
Temporary employment, field.....	35.3	60, 025	27.3	44, 195	27.8	34, 137	
W. A. E. employment, field.....	39.1	60, 844	39.1	60, 785	42.9	49, 618	
W. O. C. employment, field.....	3.8	0	3.8	0	2.1	0	
Overtime pay, field.....				35, 000		232, 190	
Additional pay for foreign service, field.....						4, 080	
All personal services, field.....	535.6	1, 718, 473	487.5	1, 609, 513	478.6	1, 529, 627	
Total, departmental and field.....	631	2, 082, 047	582.9	1, 977, 580	571.3	1, 890, 545	
Deduct quarters and subsistence furnished.....				120		60	

AGRICULTURAL RESEARCH ADMINISTRATION—Continued

BUREAU OF ENTOMOLOGY AND PLANT QUARANTINE—Continued

SALARIES AND EXPENSES—continued

Salaries and Expenses, Entomology and Plant Quarantine, Agricultural Research Administration—Continued

By objects	Obligations		
	Estimate, 1947	Estimate, 1946	Actual, 1945
<b>PERSONAL SERVICES—continued</b>			
Add cash allowance for quarters, heat, light, etc., incident to personal services (foreign service)	Man- Total years salary	Man- Total years salary	Man- Total years salary
Living allowances (foreign service)	\$9,180 3,980	\$7,140 3,000	\$6,064 1,760
01 Personal services (net)	631 2,095,087	582 9 1,987,600	571.3 1,898,309
<b>OTHER OBLIGATIONS</b>			
02 Travel	110,475	87,800	78,552
03 Transportation of things	27,100	20,000	18,130
04 Communication services	13,377	11,800	11,323
05 Rents and utility services	59,200	54,500	52,403
07 Other contractual services	84,000	84,000	84,000
08 Supplies and materials	124,383	110,200	114,700
09 Equipment	67,378	31,000	27,119
10 Lands and structures	600	600	2,000
13 Refunds, awards, and indemnities	4,400	4,400	
Total other obligations	490,913	404,300	388,317
Grand total obligations	2,586,000	2,391,900	2,286,626
Reimbursements for services performed	-7,000	-7,000	-10,069
Received by transfer from "Salaries and expenses, entomology and plant quarantine, Agricultural Research Administration"			
General administrative expenses			-65,370
Fruit insects			-457,230
Japanese beetle control			-13,500
Forest insects			-227,000
Dutch elm disease control			-13,000
Truck crop and garden insects			-326,340
Cereal and forage insects			-403,370
Cotton insects			-163,730
Bee culture			-91,950
Insects affecting man and animals			-175,000
Insect-pest survey and identification			-25,000
Foreign parasites			-145,000
Control investigations			-76,485
Insecticide and fungicide investigations			-130,520
Covered into Treasury as miscellaneous receipts, Public Law 529			+485
Excess of obligations over appropriation due to Public Law 106		-270,000	
Estimated savings, unobligated balance			36,453
Total estimate or appropriation	2,579,000	2,114,900	
<b>BY PROJECTS OR FUNCTIONS</b>			
1. Fruit insects	\$493,000	\$456,400	\$406,011
2. Forest insects	288,900	287,000	215,853
3. Truck crop and garden insects	385,600	321,706	287,011
4. Cereal and forage insects	457,700	399,800	354,720
5. Cotton insects	160,800	159,600	142,401
6. Bee culture	149,500	91,100	84,921
7. Insects affecting man and animals	189,500	176,606	157,787
8. Insect-pest survey	7,700	7,600	6,617
9. Identification and classification of insects	138,100	136,800	120,593
10. Foreign parasites	33,300	33,100	29,804
11. Control investigations	135,800	134,700	72,573
12. Insecticide and fungicide investigations	139,100	138,300	121,432
13. Services performed for other agencies	7,000	7,000	8,607
14. Overtime pay		42,200	284,296
Grand total obligations	2,586,000	2,391,900	2,286,626
Adjustments (see objects schedule for detail)	-7,000	-277,000	-2,286,626
Total estimate or appropriation	2,579,000	2,114,900	

Insect and plant disease control: For carrying out operations or measures to eradicate, suppress, control, or to prevent or retard the spread of Japanese beetle, sweetpotato weevil, Mexican fruit-flies, gypsy and brown-tail moths, Dutch elm disease, phony peach and peach mosaic, cereal rusts, and pink bollworm and *Thurberia weevil*, including the enforcement of quarantine regulations and cooperation with States to enforce plant quarantines as authorized by the Plant Quarantine Act of August 20, 1912, as amended (7 U. S. C. 151-167), and including the establishment of such cotton-free areas as may be necessary to stamp out any infestation of the

pink bollworm as authorized by the Act of February 8, 1930 (46 Stat. 67), and for the enforcement of domestic plant quarantines through inspection in transit, including the interception and disposition of materials found to have been transported interstate in violation of Federal plant quarantine laws or regulations, and operations under the Terminal Inspection Act (7 U. S. C. 166), [82,298,300] \$2,945,000: *Provided*, That no part of this appropriation shall be used to pay the cost or value of trees, farm animals, farm crops, or other property injured or destroyed: *Provided further*, That, in the discretion of the Secretary, no part of this appropriation shall be expended for the control of sweetpotato weevil in any State until such State has provided cooperation necessary to accomplish this purpose, or for barberry eradication until a sum or sums at least equal to such expenditures shall have been appropriated, subscribed, or contributed by States, counties, or local authorities, or by individuals or organizations for the accomplishment of this purpose: *Provided further*, That, in the discretion of the Secretary, no expenditures from this appropriation shall be made for applying methods of control of the Dutch elm disease in any State where measures for the removal and destruction of trees on non-Federal lands suffering from the Dutch elm disease are not in force, provided such removal and destruction are deemed essential or appropriate for the carrying on of the control program, nor until a sum or sums at least equal to such expenditures shall have been appropriated, subscribed, or contributed by State, county, or local authorities, or by individuals, or organizations concerned: *Provided, however*, That expenditures incurred for removal of trees infested with Dutch elm disease from non-Federal lands shall not be considered a part of such appropriations, subscriptions, or contributions: *Provided further*, That no part of this appropriation shall be expended for the removal and destruction of trees infested with the Dutch elm disease except where such trees are located on property owned or controlled by the Government of the United States, or on property included within local experimental control areas. (7 U. S. C. 141-144, 147a; Public Res. 47, approved May 21, 1928; Act of May 5, 1945, Public Law 52.)

Estimate 1947, \$2,945,000 Appropriated 1946, \$2,298,300

By objects	Obligations		
	Estimate, 1947	Estimate, 1946	Actual, 1945
<b>PERSONAL SERVICES, DEPARTMENTAL</b>			
Professional service:	Man- Total years salary	Man- Total years salary	Man- Total years salary
Grade 7. Range \$7,175 to \$8,225:			
Assistant chief in charge of control activities	1 \$7,437	1 \$7,437	0.5 \$3,337
Associate chief of bureau	1 8,225	1 8,225	1 7,500
Grade 6. Range \$6,230 to \$7,070:			
Division leader, domestic plant quarantines			0.3 1,600
Grade 5. Range \$5,180 to \$6,020:			
Assistant division leader	1 5,600	1 5,487	1.6 7,227
Pathologist	0.5 3,010	0.5 3,010	0.7 3,600
Grade 4. Range \$4,300 to \$5,180:			
Information specialist	1 4,300	1 4,300	1 3,800
Plant quarantine inspector	0.6 2,762	0.6 2,762	0.5 1,855
Grade 3. Range \$3,640 to \$4,300:			
Plant quarantine inspector			1.4 4,767
Technical editor	1 3,860	1 3,860	0.1 400
Grade 2. Range \$2,980 to \$3,640:			
Grade 1. Range \$2,320 to \$2,980:	1.1 3,090	1.1 3,031	1 2,975
Clerical, administrative, and fiscal service:			
Grade 14. Range \$7,175 to \$8,225:			
Assistant chief in charge of administration	1 7,700	1 7,700	1 6,750
Grade 10. Range \$3,970 to \$4,630:			
Assistant division leader, business and finance services	1 4,050	1 4,076	1 3,684
Grade 9. Range \$3,640 to \$4,300:			
Administrative assistant			0.1 137
Classification officer	1 3,860	1 3,860	1 3,300
Grade 8. Range \$3,310 to \$3,970:	1 3,860	1 3,860	1.1 3,388
Grade 7. Range \$2,980 to \$3,640:	3 9,710	3 9,680	1.2 3,091
Grade 6. Range \$2,650 to \$3,310:	5 15,340	5 15,221	4.9 12,766
Grade 5. Range \$2,320 to \$2,980:	10 26,940	10 26,565	8.7 19,257
Grade 4. Range \$2,000 to \$2,496:	14 9 34,632	14 9 33,715	15.5 29,116
Grade 3. Range \$1,902 to \$2,298:	2 7 5,254	2 7 5,254	6.9 12,253
Grade 2. Range \$1,704 to \$2,100:	1 1,902	1 1,866	1.1 1,682
Crafts, protective, and custodial service:			
Grade 3. Range \$1,572 to \$1,902:	1 1,638	1 1,605	1 1,425
Total permanent, departmental	48 8 152,600	48 8 151,514	52 9 137,085
Temporary employment, departmental			0.4 657
Overtime pay, departmental		4,300	23,931
All personal services, departmental	48 8 152,600	48 8 155,814	53 3 161,673
<b>PERSONAL SERVICES, FIELD</b>			
Professional service:			
Grade 6. Range \$6,230 to \$7,070:			
Division leader, gypsy and brown-tail moth control	1 6,440	1 6,440	1 5,650

By objects	Obligations					
	Estimate, 1947		Estimate, 1946		Actual, 1945	
	Man-years	Total salary	Man-years	Total salary	Man-years	Total salary
<b>PERSONAL SERVICES, FIELD—continued</b>						
Professional service—Continued						
Grade 6. Range \$6,230 to \$7,070—Con.						
Division leader, Mexican fruitfly control	1	\$7,070	1	\$7,070	1	\$6,400
Division leader, pink bollworm and <i>Thurberia weevil</i> control	1	6,440	1	6,440	1	5,600
Grade 5. Range \$5,180 to \$6,020:						
Assistant division leader	3	17,220	3	17,220	3	15,000
Entomologist					1	4,600
Entomologist in charge of scouting and extermination work, gypsy and brown-tail moth control	1	6,020	1	6,020	1	5,260
Field leader	1	5,810	1	5,754	1	5,090
Plant quarantine inspector	3	19,380	3	16,284	3	14,100
Grade 4. Range \$4,300 to \$5,180:						
Acting project administrator	2	9,920	2	9,802	1	4,200
Agent	2	9,700	2	9,641	1.9	7,075
Assistant field leader	1	4,520	1	4,520	1	3,850
Entomologist	1	4,520	1	4,351	1.8	6,650
Equipment engineer					0	317
Pathologist	1	4,740	1	4,740	0.2	718
Plant quarantine inspector	13.7	65,180	12.7	60,357	12.6	51,722
Project administrator	2	10,140	2	10,081	2	8,600
Supervisor of airplane control and maintenance	1	4,520	1	4,520	0.7	2,691
Supervisor, Pennsylvania and New Jersey projects, gypsy and brown-tail moth control	1	4,520	1	4,520	1	3,800
Grade 3. Range \$3,640 to \$4,300:						
Acting project administrator	1	3,750	1	3,750	1	3,275
Agent	4.7	18,621	4.7	18,705	4.5	14,449
Airplane pilot	2.5	9,064	2.5	8,979	0.8	2,391
Assistant in charge, scouting and extermination work, moths	1	3,640	1	3,640	0.5	1,555
Assistant supervisor, Pennsylvania and New Jersey projects, moth control	2	7,610	2	7,521	1.5	4,866
District inspector	9.2	36,107	9.2	35,718	7.9	28,076
Entomologist	8.8	33,861	8.8	33,571	9	30,321
Equipment engineer	1	4,980	1	4,950	0.5	1,555
In charge, information and special assignments, gypsy and brown-tail moth control	1	4,190	1	4,160	1	3,575
Mechanical engineer	1	3,750	1	3,691		
Pathologist	3	11,800	3	11,732	3.4	12,201
Plant quarantine inspector	34.5		30.9		26.6	
		136,473		121,766		88,924
State leader	17	68,150	17	67,621	14.5	50,134
Sterilization supervisor	0.8	2,236	0.8	2,236	0.6	1,733
Grade 2. Range \$2,980 to \$3,640:						
Grade 1. Range \$2,320 to \$2,980:						
	113	365,962	97	317,922	85.3	240,638
	95.5		83		76.1	
		251,556		217,921		164,552
<b>Clerical, administrative, and fiscal service:</b>						
Grade 13. Range \$6,230 to \$7,070:						
Administrative officer	1	7,070	1	6,957	1	6,200
Specialist in pink bollworm control	1	7,070	1	7,070	1	6,200
Grade 12. Range \$5,180 to \$6,020:						
Administrative officer	4	22,400	4	22,174	3.5	16,950
Project administrator	1	6,020	1	5,558	1	5,150
Grade 11. Range \$4,300 to \$5,180:						
Administrative officer	1	4,290	1	4,290	1	3,591
Grade 10. Range \$3,640 to \$4,300:						
Assistant business manager	1	4,630	1	4,630	1	4,100
Grade 9. Range \$3,640 to \$4,300:						
Administrative assistant	2	7,500	2	7,373	2.4	7,933
Assistant to administrative officer	2	7,720	2	7,661	0.5	1,600
Grade 8. Range \$3,310 to \$3,970:						
Grade 7. Range \$2,650 to \$3,310:						
Grade 6. Range \$2,650 to \$3,310:						
Grade 5. Range \$2,320 to \$2,980:						
Grade 4. Range \$2,100 to \$2,490:						
Grade 3. Range \$1,902 to \$2,298:						
Grade 2. Range \$1,704 to \$2,100:						
Subprofessional service:						
Grade 8. Range \$2,980 to \$3,640:						
Grade 7. Range \$2,650 to \$3,310:						
Grade 6. Range \$2,320 to \$2,980:						
Grade 5. Range \$2,100 to \$2,490:						
Grade 4. Range \$1,902 to \$2,298:						
Grade 3. Range \$1,704 to \$2,100:						
Crafts, protective, and custodial service:						
Grade 10. Range \$2,980 to \$3,640:						
Grade 9. Range \$2,650 to \$3,310:						
Grade 8. Range \$2,540 to \$3,200:						
Grade 7. Range \$2,364 to \$2,870:						
Grade 6. Range \$2,166 to \$2,562:						
Grade 5. Range \$1,968 to \$2,364:						
Grade 4. Range \$1,770 to \$2,166:						
Grade 3. Range \$1,572 to \$1,962:						
Grade 2. Range \$1,440 to \$1,770:						
Unclassified						
Total permanent, field	613		568.9		536.6	
		1,798,996		1,664,410		1,321,722
Temporary employment, field	95.8		82.8		92	
		173,691		155,246		144,804
W. A. E. employment, field	133.6		73.6		74.7	
		170,236		114,576		107,719
W. O. C. employment, field	36		36		36.7	
		0		0		0
Overtime pay, field				49,000		308,455
All personal services, field	878.4		761.3		740	
		2,142,923		1,983,232		1,882,700
Total, departmental and field	927.2		810.1		793.3	
		2,295,523		2,136,046		2,044,373

By objects	Obligations		
	Estimate, 1947	Estimate, 1946	Actual, 1945
<b>PERSONAL SERVICES—continued</b>			
Deduct quarters and subsistence furnished			\$30
Add cash allowance for quarters, heat, light, etc., incident to personal service (foreign service)	\$2,720	\$2,720	2,845
Living allowances (foreign service)	334	334	84
01 Personal services (net)	927.2	810.1	793.3
	2,298,577	2,142,100	2,047,272
<b>OTHER OBLIGATIONS</b>			
02 Travel	180,800	155,300	146,228
03 Transportation of things	13,500	11,000	10,749
04 Communication services	22,300	22,000	21,766
05 Rents and utility services	76,200	73,800	66,872
07 Other contractual services	45,500	41,400	63,946
08 Supplies and materials	206,985	130,000	157,322
09 Equipment	101,138	39,700	33,297
13 Refunds, awards, and indemnities			33,420
Total other obligations	646,423	473,200	533,600
Grand total obligations	2,945,000	2,615,300	2,580,872
Transferred to "Salaries and expenses, Office of Information, Department of Agriculture"			+1,560
Received by transfer from "Salaries and expenses, entomology and plant quarantine, Agricultural Research Administration"			-72,550
General administrative expenses			-386,500
Japanese beetle control			-78,670
Sweetpotato weevil control			-169,820
Mexican fruitfly control			-409,320
Gypsy and brown-tail moth control			-287,000
Dutch elm disease control			-99,340
Phony peach and peach mosaic eradication			-283,470
Barberry eradication			-738,960
Pink bollworm and <i>Thurberia weevil</i> control			-45,900
Transit inspection			-34,000
Foreign plant quarantines			
Covered into Treasury as miscellaneous receipts, Public Law 529			+977
Excess of obligations over appropriation due to Public Law 106			-317,000
Estimated savings, unobligated balance			22,121
Total estimate or appropriation	2,945,000	2,298,300	
<b>BY PROJECTS OR FUNCTIONS</b>			
1. Japanese beetle control	\$390,000	\$386,800	\$337,118
2. Sweetpotato weevil control	100,000	77,900	68,804
3. Mexican fruitfly control	168,400	167,100	149,668
4. Inspection and certification for gypsy and brown-tail moth control	136,500	136,000	104,379
5. Gypsy and brown-tail moth control	404,800	306,300	254,614
6. Dutch elm disease control	285,500	284,200	251,238
7. Phony peach and peach mosaic eradication	128,700	128,500	80,364
8. Barberry eradication	284,200	282,800	249,926
9. Pink bollworm and <i>Thurberia weevil</i> control	994,500	740,200	698,052
10. Transit inspection	52,400	52,200	45,323
11. Overtime pay		53,300	332,386
Grand total obligations	2,945,000	2,615,300	2,580,872
Adjustments (see objects schedule for detail)			-317,000
Total estimate or appropriation	2,945,000	2,298,300	

By objects	Obligations		
	Estimate, 1947	Estimate, 1946	Actual, 1945
<b>Dutch elm disease control—</b>			
Transferred to "Salaries and expenses, entomology and plant quarantine, Agricultural Research Administration"			+813,000
Insect investigations			+287,000
Insect and plant disease control			
Total estimate or appropriation			300,000
<b>Phony peach and peach mosaic eradication—</b>			
Transferred to "Salaries and expenses, entomology and plant quarantine, Agricultural Research Administration," insect and plant disease control: 1945			\$99,340

AGRICULTURAL RESEARCH ADMINISTRATION—Continued  
 BUREAU OF ENTOMOLOGY AND PLANT QUARANTINE—Continued  
 SALARIES AND EXPENSES—continued

Salaries and Expenses, Entomology and Plant Quarantine, Agricultural Research Administration—Continued

**Barberry eradication—**  
 Transferred to "Salaries and expenses, entomology and plant quarantine, Agricultural Research Administration," insect and plant disease control: 1945, \$283,470.

**Pink bollworm and *Thurberia weevil* control—**  
 Transferred to "Salaries and expenses, entomology and plant quarantine, Agricultural Research Administration," insect and plant disease control: 1945, \$738,960.

**Transit inspection—**  
 Transferred to "Salaries and expenses, entomology and plant quarantine, Agricultural Research Administration," insect and plant disease control: 1945, \$45,900.

**Forest insects—**  
 Transferred to "Salaries and expenses, entomology and plant quarantine, Agricultural Research Administration," insect investigations: 1945, \$227,000.

**Truck crop and garden insects—**  
 Transferred to "Salaries and expenses, entomology and plant quarantine, Agricultural Research Administration," insect investigations: 1945, \$326,340.

**Cereal and forage insects—**  
 Transferred to "Salaries and expenses, entomology and plant quarantine, Agricultural Research Administration," insect investigations: 1945, \$403,370.

**Cotton insects—**  
 Transferred to "Salaries and expenses, entomology and plant quarantine, Agricultural Research Administration," insect investigations: 1945, \$163,730.

**Bee culture—**  
 Transferred to "Salaries and expenses, entomology and plant quarantine, Agricultural Research Administration," insect investigations: 1945, \$91,950.

**Insects affecting man and animals—**  
 Transferred to "Salaries and expenses, entomology and plant quarantine, Agricultural Research Administration," insect investigations: 1945, \$175,000.

**Insect pest survey and identification—**  
 Transferred to "Salaries and expenses, entomology and plant quarantine, Agricultural Research Administration," insect investigations: 1945, \$145,000.

**Foreign parasites—**  
 Transferred to "Salaries and expenses, entomology and plant quarantine, Agricultural Research Administration," insect investigations: 1945, \$25,000.

**Control investigations—**  
 Transferred to "Salaries and expenses, entomology and plant quarantine, Agricultural Research Administration," insect investigations: 1945, \$76,485.

**Insecticide and fungicide investigations—**  
 Transferred to "Salaries and expenses, entomology and plant quarantine, Agricultural Research Administration," insect investigations: 1945, \$130,520.

Foreign plant quarantines: For operations against the introduction of insect pests or plant diseases into the United States, including the enforcement of foreign plant quarantines and regulations promulgated under sections 5 and 7 of the Plant Quarantine Act of August 20, 1912, as amended (7 U. S. C. 151-167), the Insect Pest Act of 1905 (7 U. S. C. 141-144), and the Mexican Border Act of 1942 (7 U. S. C. 149), for enforcement of domestic plant quarantines as they pertain to territories of the United States and enforcement of regulations governing the movement of plants into and from the District of Columbia promulgated under section 15 of the Plant Quarantine Act of August 20, 1912, as amended, and for inspection and certification of plants and plant products to meet the sanitary requirements of foreign countries, as authorized in section 102 of the Department of Agriculture Organic Act of 1944 (Public Law 425) (7 U. S. C. 147a), \$1,027,000; \$1,177,000. (7 U. S. C. 281-282; Act of May 5, 1945, Public Law 55; Act of Dec. 28, 1945; Public Law 269.)

Estimate 1947, \$1,177,000      Appropriated 1946, \*\$1,214,509

\*Includes \$187,500 appropriated in the First Deficiency Appropriation Act, 1946.

By objects	Obligations						
	Estimate, 1947		Estimate, 1946		Actual, 1945		
	Man-years	Total salary	Man-years	Total salary	Man-years	Total salary	
<b>PERSONAL SERVICES, DEPARTMENTAL</b>							
Professional service:							
Grade 7. Range \$7,175 to \$8,225:							
Assistant chief in charge of regulatory activities.....	1	\$8,225	1	\$8,225	1	\$7,500	
Grade 6. Range \$6,220 to \$7,070:							
Division leader, foreign plant quarantines.....	1	7,070	1	7,070	1	6,400	
Grade 5. Range \$5,180 to \$6,020:							
Assistant division leader.....	2	10,780	2	10,780	1.2	5,566	
Grade 4. Range \$4,300 to \$5,180:							
Entomologist.....	1	4,960	1	4,850	1	4,200	
Pathologist.....	1	5,180	1	5,180	1	4,600	
Grade 3. Range \$3,640 to \$4,300:							
Entomologist.....	1	3,970	1	3,970			
Plant quarantine inspector.....	1	4,080	1	4,050	1	3,474	
Grade 2. Range \$2,980 to \$3,640:							
Grade 1. Range \$2,320 to \$2,980:	1	3,640	1	3,581	0.8	2,233	
Clerical, administrative, and fiscal service:							
Grade 10. Range \$3,970 to \$4,630:							
Administrative assistant.....	1	4,630	1	4,630	1	4,100	
Grade 9. Range \$3,640 to \$4,300:							
Administrative assistant.....	1	3,860	1	3,860	2	6,625	
Employment officer.....	1	3,970	1	3,885			
Grade 8. Range \$3,310 to \$3,970:							
Grade 7. Range \$2,980 to \$3,640:	1	3,420	1	3,420	1	2,900	
Grade 6. Range \$2,320 to \$2,980:	3	7,620	3	7,556	0.9	2,289	
Grade 5. Range \$2,100 to \$2,496:	5.8	13,450	5.8	12,884	2.4	5,216	
Grade 4. Range \$1,902 to \$2,298:	3.6	7,007	3.6	6,998	5.6	10,048	
Grade 3. Range \$1,704 to \$2,100:	0.8	1,442	0.8	1,442	2.4	4,034	
Subprofessional service:							
Grade 7. Range \$2,650 to \$3,310:	2	5,630	2	5,550	1.8	4,279	
Grade 6. Range \$2,320 to \$2,980:	1	2,166	1	2,166	2.2	4,670	
Grade 5. Range \$2,100 to \$2,496:	1	2,166	1	2,166			
Grade 3. Range \$1,704 to \$2,100:					1	1,800	
Crafts, protective, and custodial service:							
Grade 2. Range \$1,440 to \$1,770:	1	1,506	1	1,478	0.6	720	
Total permanent, departmental.....	32.2	108,216	32.2	107,078	28.9	82,199	
Temporary employment, departmental.....					0.3	378	
W. A. E. employment, departmental.....	0.6	1,170	0.6	1,170			
Overtime pay, departmental.....						2,800	
						14,613	
All personal services, departmental.....	32.8	109,386	32.8	111,048	29.2	97,190	
<b>PERSONAL SERVICES, FIELD</b>							
Professional service:							
Grade 5. Range \$5,180 to \$6,020:							
Entomologist.....	1	6,020	1	6,020	1	5,400	
Plant quarantine inspector.....	9	49,500	9	49,500	8.5	40,650	
Grade 4. Range \$4,300 to \$5,180:							
Plant quarantine inspector.....	17	78,710	17	78,236	13.9	56,323	
Grade 3. Range \$3,640 to \$4,300:							
Agent.....						0.2	425
Entomologist.....	1	4,080	1	4,080	1.9	7,125	
Pathologist.....					1	3,800	
Plant quarantine inspector.....	58	227,657	62.5	242,353	47.9	157,956	
Grade 2. Range \$2,980 to \$3,640:	122.9	333,199	167.7	523,066	56.7	241,515	
Grade 1. Range \$2,320 to \$2,980:	1.7	3,955	1.7	3,866	2	5,204	
Clerical, administrative, and fiscal service:							
Grade 11. Range \$4,300 to \$5,180:							
Administrative officer.....	1	4,520	1	4,520	1	3,800	
Grade 9. Range \$3,640 to \$4,300:							
Administrative assistant.....	1	3,970	1	3,940	1	3,375	
Grade 7. Range \$2,980 to \$3,640:	4	12,807	4.5	14,225	1	2,700	
Grade 6. Range \$2,320 to \$2,980:	8	21,093	8	21,021	6.7	14,660	
Grade 4. Range \$2,100 to \$2,496:	17.3	37,959	17.5	38,122	13	24,316	
Grade 3. Range \$1,902 to \$2,298:	11.3	22,016	12.3	23,721	3.6	6,351	
Subprofessional service:							
Grade 6. Range \$2,320 to \$2,980:	5.1	13,272	5.1	13,030	3	6,550	
Grade 4. Range \$1,902 to \$2,298:	5	9,840	5.5	10,673	3	4,725	
Crafts, protective, and custodial service:							
Grade 10. Range \$2,980 to \$3,640:	0.9	2,769	0.9	2,769	0.5	1,375	
Grade 8. Range \$2,540 to \$3,200:	1	2,760	1	2,760	1	2,300	
Grade 6. Range \$2,166 to \$2,562:	2.7	6,270	2.7	6,270	2	3,780	
Grade 2. Range \$1,440 to \$1,770:	1	1,572	1	1,521			
Unclassified.....	73	9,140	73	9,140	72	7,623	
Total permanent, field.....	341.9	911,169	393.4	1,068,893	270.9	599,953	
Temporary employment, field.....					0.7	1,080	
W. A. E. employment, field.....					0.1	56	
Overtime pay, field.....						122,858	
Night-work differential, field.....		12,500		12,500			
Additional pay for foreign service, field.....		24,445		29,559		10,312	
All personal services, field.....	341.9	948,114	393.4	1,196,502	271.7	734,259	
01 Personal services (net).....	374.7	1,057,500	426.2	1,307,600	300.9	831,449	
<b>OTHER OBLIGATIONS</b>							
02 Travel.....		24,600		34,600		17,080	
03 Transportation of things.....		15,500		25,500		7,527	
04 Communication services.....		8,000		8,500		6,388	
05 Rents and utility services.....		13,500		14,500		12,123	
07 Other contractual services.....		10,300		14,300		7,598	

By objects	Obligations		
	Estimate, 1947	Estimate, 1946	Actual, 1945
<b>OTHER OBLIGATIONS—continued</b>			
08 Supplies and materials.....	\$11,000	\$12,000	\$11,101
Hydrocyanic acid.....	22,100	22,100	22,864
09 Equipment.....	14,500	15,400	2,824
<b>Total other obligations.....</b>	<b>119,500</b>	<b>146,900</b>	<b>87,515</b>
<b>Grand total obligations.....</b>	<b>1,177,000</b>	<b>1,454,500</b>	<b>918,964</b>
Transferred to "Salaries and expenses, entomology and plant quarantine, Agricultural Research Administration," insect and plant disease control.....			+34,000
Received by transfer from "Salaries and expenses, entomology and plant quarantine, Agricultural Research Administration".....			-23,000
General administrative expenses.....			-34,480
Certification of exports.....			
<b>Net total obligations.....</b>	<b>1,177,000</b>	<b>1,454,500</b>	<b>895,484</b>
Covered into Treasury as miscellaneous receipts, Public Law 529.....			+128
Excess of obligations over appropriation due to Public Law 106.....		-240,000	
Estimated savings, unobligated balance.....			4,088
<b>Total estimate or appropriation.....</b>	<b>1,177,000</b>	<b>1,214,500</b>	<b>899,700</b>
<b>BY PROJECTS OR FUNCTIONS</b>			
1. Import and permit service.....	\$28,500	\$28,400	\$26,023
2. Inspection at ports of entry of plants and plant products regulated by plant quarantines.....	1,112,500	1,291,700	725,704
3. Certification of exports of plants and plant products to meet sanitary requirements of foreign countries.....	36,000	36,000	29,766
4. Overtime pay.....		98,400	137,471
<b>Grand total obligations.....</b>	<b>1,177,000</b>	<b>1,454,500</b>	<b>918,964</b>
Adjustments (see objects schedule for detail).....		-240,000	-19,264
<b>Total estimate or appropriation.....</b>	<b>1,177,000</b>	<b>1,214,500</b>	<b>899,700</b>

**Certification of exports:**

Transferred to "Salaries and expenses, entomology and plant quarantine, Agricultural Research Administration," foreign plant quarantines: 1945, \$34,480.

**Special Research Fund, Department of Agriculture (Bureau of Entomology and Plant Quarantine)—**

By objects	Obligations					
	Estimate, 1947	Estimate, 1946	Actual, 1945			
<b>Special entomological research</b>						
<b>PERSONAL SERVICES, FIELD</b>						
Professional service:	Man-	Total	Man-	Total	Man-	Total
Grade 5. Range \$5,180 to \$6,020:	years	salary	years	salary	years	salary
Chemist.....					0.5	\$2,273
Grade 3. Range \$3,640 to \$4,300:						
Bacteriologist.....	0.3	\$1,476	0.3	\$1,476		
Chemist.....	0.9	3,438	0.9	3,438		
Microbiologist.....	0.5	1,930	0.5	1,930	1	3,200
Grade 2. Range \$2,980 to \$3,640.....	1	3,200	1	3,115	1.3	3,225
Subprofessional service:						
Grade 5. Range \$2,100 to \$2,496.....	1	2,166	1	2,111	0.8	1,540
Unclassified.....	2	2,520	2	2,520	1.7	2,120
<b>Total permanent, field.....</b>	<b>5.7</b>	<b>14,730</b>	<b>5.7</b>	<b>14,590</b>	<b>5.3</b>	<b>12,358</b>
W. A. E. employment, field.....					0.3	275
Overtime pay, field.....						2,543
01 Personal services (net).....	5.7	14,730	5.7	15,190	6.6	15,176
<b>OTHER OBLIGATIONS</b>						
02 Travel.....		250		250		139
03 Transportation of things.....		150		200		34
07 Other contractual services.....		2,100		2,100		3,990
08 Supplies and materials.....		3,993		4,083		1,628
09 Equipment.....		100		100		1,072
<b>Total other obligations.....</b>	<b>6,593</b>	<b>6,733</b>	<b>6,733</b>	<b>6,863</b>		
<b>Grand total obligations.....</b>	<b>21,323</b>	<b>21,923</b>	<b>21,923</b>	<b>22,039</b>		
Allotted from "Special research fund, Department of Agriculture".....	-21,323	-21,923	-21,923	-23,400		
Covered into Treasury as miscellaneous receipts, Public Law 529.....				+1		
Estimated savings, unobligated balance.....				1,360		
<b>Total estimate or appropriation.....</b>						

**White Pine Blister Rust Control, Department of Agriculture (Bureau of Entomology and Plant Quarantine)—**

By objects	Obligations					
	Estimate, 1947	Estimate, 1946	Actual, 1945			
<b>PERSONAL SERVICES, DEPARTMENTAL</b>						
Professional service:	Man-	Total	Man-	Total	Man-	Total
Division leader, plant disease control.....	1	\$6,440	1	\$6,440	1	\$5,700
Grade 3. Range \$3,640 to \$4,300:						
Plant quarantine inspector.....					0.5	1,632
Grade 2. Range \$2,980 to \$3,640.....					0.8	2,025
Clerical, administrative, and fiscal service:						
Grade 9. Range \$3,640 to \$4,300:						
Administrative assistant.....	1	3,970	1	3,940	1	3,375
Grade 7. Range \$2,980 to \$3,640.....	1	3,200	1	3,200	2	5,400
Grade 5. Range \$2,320 to \$2,980.....	2	4,970	2	4,940	2.3	4,665
Grade 4. Range \$2,100 to \$2,496.....	11	24,684	11	24,556	6.1	12,324
Grade 3. Range \$1,902 to \$2,298.....	4	7,806	4	7,806	0.5	725
Grade 2. Range \$1,704 to \$2,100.....					0.2	214
Subprofessional service:						
Grade 5. Range \$2,100 to \$2,496.....	1	2,430	1	2,430		
Crafts, protective, and custodial service:						
Grade 3. Range \$1,572 to \$1,902.....	1	1,572	1	1,572		
<b>Total permanent, departmental.....</b>	<b>22</b>	<b>55,072</b>	<b>22</b>	<b>54,884</b>	<b>14.4</b>	<b>36,060</b>
Temporary employment, departmental.....	0.5	951	0.5	951		4,400
Overtime pay, departmental.....				1,900		7,060
<b>All personal services, departmental.....</b>	<b>22.5</b>	<b>56,023</b>	<b>22.5</b>	<b>57,735</b>	<b>14.4</b>	<b>43,120</b>
<b>PERSONAL SERVICES, FIELD</b>						
Professional service:						
Grade 5. Range \$5,180 to \$6,020:						
Regional leader.....	4	23,870	4	23,532	4	20,600
Grade 4. Range \$4,300 to \$5,180:						
Assistant regional leader.....	3.8	16,675	3.8	16,616	2	8,000
Pathologist.....	1	5,180	1	5,062	1	4,400
Regional leader.....	1	4,514	1	4,342	1	4,108
Grade 3. Range \$3,640 to \$4,300:						
Area leader.....	3	12,120	3	12,073	3.2	10,438
Assistant to regional leader.....	1	4,080	1	4,050	1	3,475
Assistant to State leader.....	0.8	3,037	0.8	3,037	0.2	667
Field investigator.....	1	3,750	1	3,750	1	3,200
Forest ecologist.....	2	7,940	2	7,855	2	6,725
Operation supervisor.....	12.1	47,378	9.1	36,458	9.1	31,350
Plant quarantine inspector.....	0.5	1,825	0.5	1,825	1	3,400
State leader.....	9	37,040	9	36,920	9	31,900
Grade 2. Range \$2,980 to \$3,640.....	52	170,521	43.8	143,701	38.3	109,408
Grade 1. Range \$2,320 to \$2,980.....	0.4	910	0.4	910		
Clerical, administrative, and fiscal service:						
Grade 9. Range \$3,640 to \$4,300:						
Administrative assistant.....	4.8	17,980	4.8	17,823	3.2	10,550
Grade 7. Range \$2,980 to \$3,640.....	3.8	11,615	3.8	11,602	3.5	9,680
Grade 6. Range \$2,650 to \$3,310.....	2	5,620	2	5,515	1.9	4,275
Grade 4. Range \$2,100 to \$2,496.....	15	32,867	13	28,667	11	20,235
Grade 3. Range \$1,902 to \$2,298.....	19.2	35,476	14.3	26,166	11.3	18,982
Grade 2. Range \$1,704 to \$2,100.....	12.7	21,650	3.8	6,466	3.4	4,972
Subprofessional service:						
Grade 5. Range \$2,980 to \$3,640.....					3.2	8,415
Grade 7. Range \$2,650 to \$3,310.....	42.5	113,107	4.5	12,407	2.4	5,758
Grade 6. Range \$2,320 to \$2,980.....	1.8	4,532	1.8	4,532	1.1	2,350
Grade 5. Range \$2,100 to \$2,496.....	67.8	142,561	3.8	8,161	3.8	7,096
Crafts, protective, and custodial service:						
Grade 7. Range \$2,364 to \$2,870.....	1.8	4,269	1.8	4,269	1	2,100
Grade 6. Range \$2,106 to \$2,502.....	1	2,232	1	2,196	0.5	930
Unclassified.....	1.5	1,840	1.5	1,840	1.5	1,840
<b>Total permanent, field.....</b>	<b>266.3</b>	<b>732,599</b>	<b>136.5</b>	<b>429,775</b>	<b>120.6</b>	<b>334,854</b>
Temporary employment, field.....	768		239		85.2	
W. A. E. employment, field.....		1,227,483		382,653		122,682
W. O. C. employment, field.....		734.3		231.2		86.4
Overtime pay, field.....		1,131,006		356,100		112,342
<b>Total permanent, field.....</b>	<b>1,777.1</b>	<b>3,091,088</b>	<b>615.2</b>	<b>1,211,828</b>	<b>300.7</b>	<b>688,402</b>
<b>Total, departmental and field.....</b>	<b>1,799.6</b>	<b>3,147,111</b>	<b>637.7</b>	<b>1,269,563</b>	<b>315.1</b>	<b>731,522</b>
Deduct quarters and subsistence furnished.....						323
01 Personal services (net).....	1,799.6	3,147,111	637.7	1,269,563	315.1	731,199
<b>OTHER OBLIGATIONS</b>						
02 Travel.....		76,600		36,600		20,820
03 Transportation of things.....		2,800		2,800		1,429
04 Communication services.....		4,700		4,700		4,034
05 Rents and utility services.....		18,700		18,700		17,025
07 Other contractual services.....		20,000		20,000		18,108
08 Supplies and materials.....		160,800		55,800		39,890
09 Equipment.....		323,400		93,400		1,185
<b>Total other obligations.....</b>	<b>607.000</b>	<b>607,000</b>	<b>232.000</b>	<b>232,000</b>	<b>102.491</b>	<b>102,491</b>
<b>Grand total obligations.....</b>	<b>3,754,111</b>	<b>3,754,111</b>	<b>1,501,563</b>	<b>1,501,563</b>	<b>833,690</b>	<b>833,690</b>
Received by transfer from "White pine blister rust control, Department of Agriculture".....	-3,754,111	-3,754,111	-1,501,563	-1,501,563	-840,953	-840,953

**AGRICULTURAL RESEARCH ADMINISTRATION—Continued**  
**BUREAU OF ENTOMOLOGY AND PLANT QUARANTINE—Continued**  
**White Pine Blister Rust Control, Department of Agriculture (Bureau of Entomology and Plant Quarantine)—Continued**

By objects	Obligations		
	Estimate, 1947	Estimate, 1946	Actual, 1945
Covered into Treasury as miscellaneous receipts, Public Law 529.....			+ \$170
Estimated savings, unobligated balance.....			7,093
<b>Total estimate or appropriation.....</b>			
<b>BY PROJECTS OR FUNCTIONS</b>			
1. Leadership, coordination, and technical direction of white pine blister rust control.....	\$644,200	\$573,920	\$443,274
2. Blister rust quarantine enforcement.....	11,500	11,500	9,814
3. Cooperative blister rust control on State and privately owned lands.....	3,098,411	870,943	255,018
4. Overtime pay.....		45,200	125,584
Grand total obligations.....	3,754,111	1,501,563	833,690
Adjustments (see objects schedule for detail).....	-3,754,111	-1,501,563	-833,690
<b>Total estimate or appropriation.....</b>			

**Emergency Rubber Project, Department of Agriculture (Bureau of Entomology and Plant Quarantine)—**

By objects	Obligations		
	Estimate, 1947	Estimate, 1946	Actual, 1945
<i>Entomological research and advice on guayule rubber</i>			
<b>PERSONAL SERVICES, FIELD</b>			
Professional service:			
Grade 5. Range \$5,180 to \$6,020:			
Entomologist.....			0.6 \$2,683
Grade 3. Range \$3,640 to \$4,300:			
Entomologist.....		1 \$3,830	1.4 4,487
Clerical, administrative, and fiscal service:			
Grade 3. Range \$1,902 to \$2,298.....			0.3 750
Total permanent, field.....		1 3,830	2.3 7,920
Overtime pay, field.....			77 1,394
01 Personal services (net).....		1 3,907	2.3 9,314
<b>OTHER OBLIGATIONS</b>			
02 Travel.....			200
07 Other contractual services.....			893
Total other obligations.....		1,093	
Grand total obligations.....		5,000	9,314
Allotted from "Emergency rubber project, Department of Agriculture".....		-538	-5,458
Prior year balance available in 1945.....			-8,318
1945 balance available in 1946.....		-4,462	+4,462
<b>Total estimate or appropriation.....</b>			

**Emergency Fund for the President, National Defense (Allotment to Agriculture) (Bureau of Entomology and Plant Quarantine)—**

By objects	Obligations		
	Estimate, 1947	Estimate, 1946	Actual, 1945
<i>Emergency insect pest prevention</i>			
<b>PERSONAL SERVICES, DEPARTMENTAL</b>			
Professional service:			
Grade 4. Range \$4,300 to \$5,180:			
Entomologist.....			0.8 \$3,172
Clerical, administrative, and fiscal service:			
Grade 4. Range \$2,100 to \$2,496.....			0.1 150
Grade 3. Range \$1,902 to \$2,298.....			0.7 1,040
Grade 2. Range \$1,704 to \$2,100.....			0.2 251
Total permanent, departmental.....			1.8 4,613
Overtime pay, departmental.....			828
All personal services, departmental.....			1.8 5,441

By objects	Obligations		
	Estimate, 1947	Estimate, 1946	Actual, 1945
<i>Emergency insect pest prevention—Con.</i>			
<b>PERSONAL SERVICES, FIELD</b>			
Professional service:			
Grade 5. Range \$5,180 to \$6,020:			
Plant quarantine inspector.....		0.2 \$933	
Grade 4. Range \$4,300 to \$5,180:			
Plant quarantine inspector.....			0.9 \$3,141
Grade 3. Range \$3,640 to \$4,300:			
Plant quarantine inspector.....			8.7 30,363
Grade 2. Range \$2,980 to \$3,640.....		0.3 1,030	34.1 90,011
Grade 1. Range \$2,320 to \$2,980.....			2.4 4,766
Clerical, administrative, and fiscal service:			
Grade 7. Range \$2,980 to \$3,640.....			1 2,625
Grade 4. Range \$2,100 to \$2,496.....			1.4 2,473
Grade 3. Range \$1,902 to \$2,298.....		0.3 566	3.5 5,702
Grade 2. Range \$1,704 to \$2,100.....			1 1,512
Subprofessional service:			
Grade 6. Range \$2,320 to \$2,980.....			1 2,109
Grade 4. Range \$1,902 to \$2,298.....			1 1,571
Unclassified.....			0.5 761
Total permanent, field.....		0.8 2,529	55.5 145,034
Temporary employment, field.....			4.1 10,723
Overtime pay, field.....			227 35,658
Additional pay for foreign service, field.....			963
All personal services, field.....		0.8 2,756	59.6 192,378
01 Personal services (net).....		0.8 2,756	61.4 197,819
<b>OTHER OBLIGATIONS</b>			
02 Travel.....			144 48,190
03 Transportation of things.....			3,244
04 Communication services.....			650
07 Other contractual services.....			3,501
08 Supplies and materials.....		100	3,637
09 Equipment.....			186
Total other obligations.....		244	59,408
Grand total obligations.....		3,000	257,227
Received by transfer from "Emergency fund for the President, national defense".....			-250,000
Prior year balance available in 1945.....			-18,500
1945 balance available in 1946.....			-11,273
Estimated savings, unobligated balance.....			8,273
<b>Total estimate or appropriation.....</b>			

**Working Funds, Agriculture, Bureau of Entomology and Plant Quarantine—**

By objects	Obligations		
	Estimate, 1947	Estimate, 1946	Actual, 1945
<b>PERSONAL SERVICES, DEPARTMENTAL</b>			
Professional service:			
Grade 5. Range \$5,180 to \$6,020:			
Chemist.....		0.8 \$4,864	
Clerical, administrative, and fiscal service:			
Grade 3. Range \$1,902 to \$2,298.....		0.2 324	
Total permanent, departmental.....		1 5,188	
<b>PERSONAL SERVICES, FIELD</b>			
Professional service:			
Grade 5. Range \$5,180 to \$6,020:			
Chemist.....		0.6 3,454	2.4 \$11,964
Entomologist.....		0.6 3,592	1 4,650
Grade 4. Range \$4,300 to \$5,180:			
Agent.....		1.3 6,162	1 4,000
Chemist.....		1 4,300	0.4 1,500
Entomologist.....		1.9 6,459	5.7 22,218
Grade 3. Range \$3,640 to \$4,300:			
Agent.....		0.5 1,873	1.5 4,995
Airplane pilot.....		0.5 1,875	1.1 3,595
Entomologist.....		3.7 13,776	7 22,900
Equipment engineer.....		0.5 2,150	1 3,800
Physicist.....		0.5 1,875	1 3,200
Supervisor.....		1 3,640	
Grade 2. Range \$2,980 to \$3,640.....		6.8 22,272	14.1 37,180
Grade 1. Range \$2,320 to \$2,980.....		3.3 7,898	10.6 22,180
Clerical, administrative, and fiscal service:			
Grade 9. Range \$3,640 to \$4,300:			
Administrative assistant.....		0.6 2,250	1 3,225
Grade 5. Range \$2,320 to \$2,980.....		1 2,540	3 6,100
Grade 4. Range \$2,100 to \$2,496.....		2.4 5,422	3.8 6,999
Grade 3. Range \$1,902 to \$2,298.....		4.3 8,330	3.6 5,836
Grade 2. Range \$1,704 to \$2,100.....		1 1,704	1.4 2,011
Subprofessional service:			
Grade 5. Range \$2,100 to \$2,496.....		3.7 7,394	3.2 5,775
Grade 4. Range \$1,902 to \$2,298.....		6.3 12,200	9.7 15,698
Grade 3. Range \$1,704 to \$2,100.....		0.8 1,326	1.5 2,164
Grade 2. Range \$1,572 to \$1,968.....		21.1 31,647	8.7 11,302
Grade 1. Range \$1,440 to \$1,836.....		0.3 443	40.7 45,011
Crafts, protective, and custodial service:			
Grade 5. Range \$1,968 to \$2,364.....		0.3 722	0.5 777
Grade 4. Range \$1,770 to \$2,166.....		0.3 612	1.5 2,370



By objects	Obligations					
	Estimate, 1947		Estimate, 1946		Actual, 1945	
<b>PERSONAL SERVICES, FIELD—continued</b>	Man-years	Total salary	Man-years	Total salary	Man-years	Total salary
Crafts, protective, and custodial service—Continued			0.3	\$524	0.5	\$649
Grade 3. Range \$1,572 to \$1,902			0.3	443	0.3	1,049
Grade 2. Range \$1,440 to \$1,770			0.2	440	0.9	1,993
Unclassified						
Total permanent, field	65.2	155,325	127.7	253,141		
Temporary employment, field	5	8,400	5.5	8,540		
W. A. E. employment, field	29	37,261	48.7	62,372		
Overtime pay, field		7,934		65,388		
All personal services, field	99.2	208,920	181.9	389,441		
01 Personal services (net)			100.2	214,108	181.9	389,441
<b>OTHER OBLIGATIONS</b>						
02 Travel				9,000		21,136
03 Transportation of things				1,500		4,043
04 Communication services				2,000		3,573
05 Rents and utility services				4,400		10,990
07 Other contractual services				16,500		21,001
08 Supplies and materials				38,000		95,394
09 Equipment				6,500		16,722
Total other obligations				77,900		172,859
Grand total obligations				292,008		562,300
Advanced from—						
War Department				-100,000		-142,600
Office of Scientific Research and Development				-105,000		-515,386
Prior year balance available in 1945						-21,839
1945 balance available in 1946				-115,908		+115,908
Estimated savings, unobligated balance				28,900		1,617
Total estimate or appropriation						
<b>BY PROJECTS OR FUNCTIONS</b>						
1. For investigations on methods of control for insects affecting the armed forces (Office of Scientific Research and Development)				\$175,762		\$370,010
2. For the control of the dog fly along the Florida Gulf coast in the vicinity of air training stations (War Department)				105,507		124,136
3. For the conduct of investigations of methods of properly caring for grain in storage (Commodity Credit Corporation)				2,805		2,766
4. Overtime pay				7,934		65,388
Grand total obligations				292,008		562,300
Adjustments (see objects schedule for detail)				-292,008		-562,300
Total estimate or appropriation						

Total, salaries and expenses, Bureau of Entomology and Plant Quarantine, annual appropriations, general account:

Estimate 1947, \$6,701,000      Appropriated 1946, \$5,627,700

**CONTROL OF EMERGENCY OUTBREAKS OF INSECTS AND PLANT DISEASES**

**Control of Emergency Outbreaks of Insects and Plant Diseases—**

To enable the Secretary to carry out the provisions of and for expenditures authorized by the joint resolution approved May 9, 1938 (7 U. S. C. 148-148c), including the operation and maintenance of airplanes and the purchase of not to exceed three, and surveys and control operations in Canada in cooperation with the Canadian Government or local Canadian authorities, and the employment of Canadian citizens, **[\$2,700,000]** \$2,800,000. (Act of May 5, 1945, Public Law 52.)

Annual appropriation, general account:

Estimate 1947, \$2,800,000      Appropriated 1946, \$2,700,000

By objects	Obligations					
	Estimate, 1947		Estimate, 1946		Actual, 1945	
<b>PERSONAL SERVICES, DEPARTMENTAL</b>	Man-years	Total salary	Man-years	Total salary	Man-years	Total salary
Professional service:						
Grade 7. Range \$7,175 to \$8,225:						
Assistant chief in charge of control activities					0.5	\$3,412
Grade 6. Range \$6,230 to \$7,070:						
Division leader, domestic plant quarantines	1	\$7,070	1	\$7,070	0.8	4,800
Entomologist	1	6,230	1	6,230	0.5	3,200
Grade 5. Range \$5,180 to \$6,020:						
Assistant division leader	1	5,810	1	5,648	0.8	4,417
Entomologist	1	5,390	1	5,390		

By objects	Obligations					
	Estimate, 1947		Estimate, 1946		Actual, 1945	
<b>PERSONAL SERVICES, DEPARTMENTAL—CON.</b>	Man-years	Total salary	Man-years	Total salary	Man-years	Total salary
Professional service—Continued						
Grade 5. Range \$5,180 to \$6,020—Con.						
Pathologist	0.3	\$2,007	0.5	\$3,010	0.3	\$1,800
Grade 4. Range \$4,300 to \$5,180:						
Entomologist					1	3,800
Plant quarantine inspector	0.4	1,968	0.4	1,968	0.5	1,977
Grade 3. Range \$3,640 to \$4,300:						
Entomologist	1	3,800	2	7,440	1	3,200
Grade 2. Range \$2,980 to \$3,640:						
Clerical, administrative, and fiscal service:	1	3,090	1	3,027		
Grade 9. Range \$3,640 to \$4,300:						
Administrative assistant	2.5	10,035	2.5	9,976	2.3	7,934
Grade 7. Range \$2,980 to \$3,640:						
Grade 5. Range \$2,320 to \$2,980:	1.5	3,767	1.5	3,716	2.9	6,475
Grade 4. Range \$2,100 to \$2,496:	7.2	16,095	11.2	24,781	10	18,492
Grade 3. Range \$1,902 to \$2,298:	8	18,420	18	38,766	9.6	19,134
Grade 2. Range \$1,704 to \$2,100:	1	1,836	1	1,836	0.7	1,036
Subprofessional service:						
Grade 8. Range \$2,980 to \$3,640:						
Grade 6. Range \$2,320 to \$2,980:	1	2,590	1	2,590	3.5	1,796
Grade 5. Range \$2,100 to \$2,496:					1.3	2,598
Grade 4. Range \$1,902 to \$2,298:					0.1	167
Crafts, protective, and custodial service:						
Grade 3. Range \$1,572 to \$1,902:	2	3,606	2	3,588	0.5	715
Grade 2. Range \$1,340 to \$1,770:	1	1,486	2	2,893	1.8	2,247
Total permanent, departmental	30.9	93,200	47.1	127,929	40	92,383
Temporary employment, departmental			2.9	6,723	2.4	4,256
Overtime pay, departmental				3,750		18,168
All personal services, departmental	30.9	93,200	50	138,422	42.4	114,807
<b>PERSONAL SERVICES, FIELD</b>						
Professional service:						
Grade 6. Range \$6,230 to \$7,070:						
Division leader, grasshopper control			1	6,804	1	6,000
Grade 5. Range \$5,180 to \$6,020:						
Assistant division leader, grasshopper control			1	5,374	1.2	5,778
Entomologist	0.5	2,246	0.7	3,134		
Plant quarantine inspector	1	5,810	1	5,697	1	4,900
Project leader	1	5,390	1	5,390	1	4,700
Grade 4. Range \$4,300 to \$5,180:						
Agent	3	13,580	3.2	14,345	2.3	8,958
Assistant project leader	1	4,520	1	4,520	1.1	4,123
Entomologist	1	4,760	2.3	10,180	2.4	9,831
Information analyst			1	4,740	0.9	3,854
Operation supervisor	2	9,040	2.5	11,300	3	11,600
Pilot			0.3	1,594		
Plant pathological inspector					0.4	1,653
Plant quarantine inspector	2	9,260	2.3	10,807	2	7,900
Survey supervisor			1	4,520	1	3,900
Grade 3. Range \$3,640 to \$4,300:						
Agent	14	50,130	14.3	50,764	13.8	45,256
Agricultural engineer					0.8	2,475
Airplane pilot	1	3,750	1.3	5,100	0.6	1,964
Area supervisor	1	3,640	1	3,640		
Biologist	1	3,750			0.9	2,943
Chemist					0.5	1,539
District supervisor	1	3,860	1	3,801	1	3,250
Entomologist	2	7,390	4.9	18,473	6.6	21,785
Field records and identification supervisor	1	3,860	1	3,860	1	3,300
Field supervisor			8.3	32,399	14.3	47,158
Operational supervisor	1	3,970	1	3,940	1	3,375
Plant quarantine inspector	1	4,080	1.2	4,701	3.9	12,571
Grade 2. Range \$2,980 to \$3,640:	31.8	95,431	38.5	115,268	39	105,193
Grade 1. Range \$2,320 to \$2,980:	11.8	26,930	12.5	28,228	8.3	16,622
Clerical, administrative, and fiscal service:						
Grade 11. Range \$4,300 to \$5,180:						
Administrative assistant	1	4,520	1	4,520	1	3,800
Business manager	1	4,300	1	4,300	1	3,800
Traffic manager	1	4,681	1	4,681	1	4,000
Grade 9. Range \$3,640 to \$4,300:						
Administrative assistant	2	7,720	2	7,690	2	6,575
Assistant business manager	1	3,801	1	3,801	0.1	2,250
Assistant traffic manager	1	3,648	1	3,648	0.1	267
Grade 7. Range \$2,980 to \$3,640:	2	6,180	2	6,180	3.3	8,558
Grade 5. Range \$2,320 to \$2,980:	8	20,390	15.3	37,569	12.9	26,909
Grade 4. Range \$2,100 to \$2,496:	16	33,444	24.4	51,361	22.4	40,515
Grade 3. Range \$1,902 to \$2,298:	13.8	27,763	17.3	34,382	20.6	33,519
Grade 2. Range \$1,704 to \$2,100:	3.8	6,730	4.8	8,449	6.3	9,272
Grade 1. Range \$1,506 to \$1,902:					0.6	772
Subprofessional service:						
Grade 8. Range \$2,980 to \$3,640:	2	6,510	2	6,510	3.4	8,574
Grade 7. Range \$2,650 to \$3,310:	4	11,590	4.3	11,299	0.2	530
Grade 6. Range \$2,320 to \$2,980:	10.3	25,264	13.3	32,401	11	22,888
Grade 5. Range \$2,100 to \$2,496:	22.5	47,130	22.5	46,673	23.3	43,169
Grade 4. Range \$1,902 to \$2,298:	3	6,462	4.5	9,006	9.1	15,353
Grade 3. Range \$1,704 to \$2,100:					0.2	355
Crafts, protective, and custodial service:						
Grade 7. Range \$2,364 to \$2,870:	1	2,496	1	2,496	1.6	3,155
Grade 6. Range \$2,166 to \$2,562:	1	2,232	1	2,191	0.6	1,064
Grade 5. Range \$1,968 to \$2,364:	3	5,706	8	14,682	0.4	796
Grade 4. Range \$1,770 to \$2,166:					8.1	12,772
Grade 3. Range \$1,572 to \$1,902:	2	3,408	2	3,408	0.2	264
Unclassified					40.3	70,273
Total permanent, field	183.3	513,976	269.1	728,593	280.3	664,222
Temporary employment, field	60.8	124,170	91.3	181,545	135	216,215
W. A. E. employment, field	78.7	41,254	51.5	86,410	95.8	130,283
Overtime pay, field	0.2	0	0.2	0	5.8	0
Overtime pay, field				39,230		208,690
All personal services, field	333	679,400	412.1	1,035,778	516.9	1,219,410
01 Personal services (net)	363.9	772,600	462.1	1,174,200	559.3	1,334,217

**AGRICULTURAL RESEARCH ADMINISTRATION—Continued**  
**CONTROL OF EMERGENCY OUTBREAKS OF INSECTS AND PLANT DISEASES—Continued**

**Control of Emergency Outbreaks of Insects and Plant Diseases—Continued**

By objects	Obligations		
	Estimate, 1947	Estimate, 1946	Actual, 1945
<b>OTHER OBLIGATIONS</b>			
02 Travel.....	\$55,400	\$163,600	\$190,856
03 Transportation of things.....	27,900	95,000	164,954
04 Communication services.....	7,200	10,500	11,675
05 Rents and utility services.....	20,100	42,000	46,124
06 Printing and binding.....	2,300	3,800	3,378
07 Other contractual services.....	44,000	106,400	144,766
08 Supplies and materials.....	288,100	507,700	958,996
09 Equipment.....	39,400	88,800	47,360
Total other obligations.....	484,400	1,017,800	1,568,109
Grand total obligations.....	1,257,000	2,192,000	2,902,326
Reserve for future allotment.....	+1,543,000	+508,000	.....
Net total obligations.....	2,800,000	2,700,000	2,902,326
Covered into Treasury as miscellaneous receipts, Public Law 529.....	.....	.....	+1,000

By objects	Obligations		
	Estimate, 1947	Estimate, 1946	Actual, 1945
Estimated savings, unobligated balance.....	.....	.....	\$876,724
Total estimate or appropriation.....	\$2,800,000	\$2,700,000	3,780,050
<b>BY PROJECTS OR FUNCTIONS</b>			
1. White fringed beetle control.....	\$771,000	\$771,000	\$680,749
2. Pear psylla control.....	431,000	431,000	407,956
3. Half scale control.....	55,000	55,000	34,115
4. Grasshopper and Mormon cricket control.....	.....	617,000	944,085
5. Armyworm control.....	.....	15,000	.....
6. Chinch bug control.....	.....	50,000	404,403
7. Mole cricket control.....	.....	57,000	44,457
8. General surveys.....	.....	153,000	159,703
9. Overtime pay.....	.....	43,000	226,858
Grand total obligations.....	1,257,000	2,192,000	2,902,326
Adjustments (see objects schedule for detail).....	+1,543,000	+508,000	+877,724
Total estimate or appropriation.....	2,800,000	2,700,000	3,780,050

<sup>1</sup> In view of the emergency nature of the work under this appropriation and the projects thereunder and because of the uncertainty as to the scope and volume of control activities which will be required it is not possible to forecast with reasonable definiteness the funds that will be obligated for all projects under this appropriation.

*Statement of proposed expenditures for purchase, maintenance, repair, and operation of passenger-carrying vehicles and aircraft for the fiscal year ending June 30, 1947*

**BUREAU OF ENTOMOLOGY AND PLANT QUARANTINE**

Appropriation	Vehicles (motor unless otherwise indicated) or aircraft to be purchased		Old vehicles or aircraft to be exchanged		Net cost of vehicles or aircraft to be purchased	Old vehicles or aircraft still to be used	Total maintenance, repair, and operation, all vehicles or aircraft	Public purpose and users
	Number	Gross cost	Number	Allowance (estimated)				
Insect investigations.....	25	\$26,250	23	\$6,900	\$19,350	92	\$23,000	For travel by entomologists, pathologists, supervisors, and inspectors engaged in research, control, quarantine, and survey activities, to inspect and supervise activities on the various projects.
Do.....	12	2,400	.....	.....	2,400	13	6,000	For further experimental work on highly concentrated insecticides (DDT and others).
Insect and plant disease control.....	20	21,000	20	6,000	15,000	91	22,500	For travel by entomologists, pathologists, supervisors, and inspectors engaged in research, control, quarantine, and survey activities, to inspect and supervise activities on the various projects.
Do.....	15	22,800	.....	.....	22,800	17	14,400	For use in the application of insecticides for the suppression of destructive insects attacking crops and forested areas.
Foreign plant quarantines.....	.....	.....	.....	.....	.....	55	11,000	For travel by entomologists, pathologists, supervisors, and inspectors engaged in research, control, quarantine, and survey activities, to inspect and supervise activities on the various projects.
Total, salaries and expenses.....	52	72,450	43	12,900	59,550	248	76,900	Do.
Control of emergency outbreaks of insects and plant diseases.....	8	8,400	.....	.....	8,400	28	6,500	Do.
Do.....	13	3,600	.....	.....	3,600	16	10,800	For application of insecticides for the suppression of emergency and incipient outbreaks of insects.
Grand total.....	63	84,450	43	12,900	71,550	282	94,200	

<sup>1</sup> Aircraft.

**BUREAU OF AGRICULTURAL AND INDUSTRIAL CHEMISTRY**

**SALARIES AND EXPENSES**

**Salaries and Expenses, Agricultural and Industrial Chemistry, Agricultural Research Administration—**

For investigations, experiments, and demonstrations hereinafter authorized, [independently or in cooperation with other branches of the Department, other departments or agencies of the Federal Government, States, State agricultural experiment stations, universities, and other State agencies and institutions, counties, municipalities, business, farm, or other organizations and corporations, individuals, associations, and scientific societies,] including the employment of necessary persons and means in the city of Washington and elsewhere, of which not to exceed [ \$176,528 ] \$247,966 may be expended for personal services in the District of Columbia, as follows: (5 U. S. C. 511-512—establishing Department of Agriculture, 524—establishing Bureau of Chemistry, 563-564. The foregoing citations apply to all appropriation items under the Bureau which are not based upon specific legislative authority either incorporated in the language of the item or cited immediately thereunder; Act of May 5, 1945, Public Law 52.)

**General administrative expenses—**

By objects	Obligations		
	Estimate, 1947	Estimate, 1946	Actual, 1945
Transferred to "Salaries and expenses, agricultural and industrial chemistry, Agricultural Research Administration":	.....	.....	.....
Agricultural chemical investigations.....	.....	.....	+ \$61,690
Naval stores investigations.....	.....	.....	+20,560
Total estimate or appropriation.....	.....	.....	\$2,250

Agricultural chemical investigations: For conducting the investigations contemplated by the Act of May 15, 1862 (5 U. S. C. 511, 512), relating to the application of chemistry to agriculture; for the biological, chemical, physical, microscopical, and technological investigation of foods, feeds, drugs, plant and animal products, and substances used in the manufacture thereof; for investigations of the physiological effects and for the pharmacological testing of such



products and of insecticides; for the investigation and development of methods for the manufacture of sugars, sugar sirups, and starches and the utilization of new agricultural materials for such purposes; and for the technological investigation of the utilization of fruits and vegetables and for frozen pack investigations; and to cooperate with associations and scientific societies in the development of methods of analysis, \$350,000] \$576,000. (Act of May 5, 1945, Public Law 52.)

Estimate 1947, \$576,000

Appropriated 1946, \$350,000

By objects	Obligations					
	Estimate, 1947		Estimate, 1946		Actual, 1945	
<b>PERSONAL SERVICES, DEPARTMENTAL</b>						
Professional service:	Man-	Total	Man-	Total	Man-	Total
Grade 8. Range \$8,750 to \$9,800:	years	salary	years	salary	years	salary
Chief of bureau.....	1	\$9,013	1	\$8,942	1	\$8,000
Grade 7. Range \$7,175 to \$8,225:						
Associate chief of bureau.....	1	7,175	0 8	5,933		
Assistant to the chief.....	1	8,225	0 5	4,080		
Assistant chief of bureau.....					0 9	6,256
Grade 6. Range \$6,230 to \$7,070:						
Chemist.....	1	6,230				
Grade 4. Range \$4,300 to \$5,180:						
Chemist.....	1	4,300				
Grade 3. Range \$3,640 to \$4,300:						
Chemist.....	3	10,920				
Information specialist.....	0 5	1,820	0 8	3,080		
Grade 2. Range \$2,980 to \$3,640:						
Clerical, administrative, and fiscal service:						
Grade 11. Range \$4,300 to \$5,180:						
Administrative officer.....	1	4,520	1	4,520	1	3,850
Grade 9. Range \$3,640 to \$4,300:						
Fiscal accountant.....	1	3,970	1	3,970	1	3,400
Grade 7. Range \$2,980 to \$3,640:						
Grade 5. Range \$2,320 to \$2,980:						
Grade 4. Range \$2,100 to \$2,496:						
Grade 3. Range \$1,902 to \$2,298:						
Subprofessional service:						
Grade 5. Range \$2,100 to \$2,496:						
Grade 4. Range \$1,902 to \$2,298:						
Grade 2. Range \$1,572 to \$1,968:						
Crafts, protective, and custodial service:						
Grade 3. Range \$1,572 to \$1,902:						
Total permanent, departmental.....	29 4	101,182	14 6	53,994	15 6	44,687
Temporary employment, departmental.....			0 8	1,424	0 1	95
W. A. E. employment, departmental.....			0 1	72	0 1	117
W. O. C. employment, departmental.....	0 1	0	0 1	0	0 1	0
Overtime pay, departmental.....				600		7,511
All personal services, departmental.....	29 5	101,182	15 6	56,090	15 9	52,120
<b>PERSONAL SERVICES, FIELD</b>						
Professional service:						
Grade 7. Range \$7,175 to \$8,225:						
Chief of division.....	1	7,700	1	7,700	1	6,750
Grade 6. Range \$6,230 to \$7,070:						
Chief of division.....	3	19,530	2	13,089	1 8	10,200
Grade 5. Range \$5,180 to \$6,020:						
Bacteriologist.....	2	10,780	2	10,546	1 8	8,612
Chemist.....	8	43,960	6	32,817	5 6	25,916
Grade 4. Range \$4,300 to \$5,180:						
Bacteriologist.....	2	8,820	1 8	8,158	1 1	4,337
Chemist.....	10	45,860	8 5	39,749	8	32,557
Pathologist.....	1	4,300				
Pharmacologist.....	2	9,260	2	9,095	1 8	6,850
Grade 3. Range \$3,640 to \$4,300:						
Bacteriologist.....	2	7,390	1 7	6,124	1 8	6,043
Chemical technologist.....					0 3	1,005
Chemist.....	10 5	40,100	6	22,609	5	16,014
Pharmacologist.....					0 3	850
Physiologist.....	1	3,640				
Grade 2. Range \$2,980 to \$3,640:						
Grade 1. Range \$2,320 to \$2,980:						
Clerical, administrative, and fiscal service:						
Grade 5. Range \$2,320 to \$2,980:						
Grade 4. Range \$2,100 to \$2,496:						
Grade 3. Range \$1,902 to \$2,298:						
Grade 2. Range \$1,704 to \$2,100:						
Subprofessional service:						
Grade 7. Range \$2,650 to \$3,310:						
Grade 6. Range \$2,320 to \$2,980:						
Grade 5. Range \$2,100 to \$2,496:						
Grade 4. Range \$1,902 to \$2,298:						
Grade 3. Range \$1,704 to \$2,100:						
Grade 2. Range \$1,572 to \$1,968:						
Grade 1. Range \$1,440 to \$1,836:						
Crafts, protective, and custodial service:						
Grade 6. Range \$2,166 to \$2,562:						
Grade 5. Range \$1,968 to \$2,364:						
Grade 2. Range \$1,440 to \$1,770:						
Total permanent, field.....	109 7	349,920	76 7	254,903	64 2	190,709
Temporary employment, field.....	2 5	4,226	1 3	2,907	2 7	5,287
Part-time employment, field.....	0 4	639	0 4	649	0 1	102
W. A. E. employment, field.....	1	1,437	1 6	3,937	2 5	4,607
W. O. C. employment, field.....	5	0	4 8	0	4	0
Overtime pay, field.....				4,700		35,359
All personal services, field.....	118 6	356,222	84 8	267,096	73 5	236,064
<b>01 Personal services (net).....</b>	<b>148 1</b>	<b>457,404</b>	<b>100 4</b>	<b>323,186</b>	<b>89 4</b>	<b>288,484</b>

By objects	Obligations		
	Estimate, 1947	Estimate, 1946	Actual, 1945
<b>OTHER OBLIGATIONS</b>			
02 Travel.....	\$15,800	\$13,244	\$9,880
03 Transportation of things.....	1,600	2,700	1,272
04 Communication services.....	3,700	3,700	1,429
05 Rents and utility services.....	13,900	5,950	4,635
07 Other contractual services.....	8,770	4,274	2,854
08 Supplies and materials.....	35,800	18,100	12,434
09 Equipment.....	39,026	22,846	8,081
Total other obligations.....	118,596	70,814	40,585
Grand total obligations.....	576,000	394,000	329,069
Transferred to "Salaries and expenses, Office of Information, Department of Agriculture".....			+195
Received by transfer from "Salaries and expenses, agricultural and industrial chemistry, Agricultural Research Administration," general administrative expenses.....			-61,690
Net total obligations.....	576,000	394,000	267,574
Covered into Treasury as miscellaneous receipts, Public Law 529.....			+106
Excess of obligations over appropriation due to Public Law 106.....		-44,000	
Estimated savings, unobligated balance.....			45,731
Total estimate or appropriation.....	576,000	350,000	313,411
<b>BY PROJECTS OR FUNCTIONS</b>			
1. Fruits, vegetables, and other agricultural products of the South.....	\$103,000	\$102,737	\$67,509
2. Sugars and sirups investigations.....	83,700	83,528	67,222
3. Investigations in pharmacology of agricultural products.....	57,500	32,641	23,899
4. Investigations on enzymes and phytochemistry.....	67,700	35,550	26,872
5. Fruits, vegetables, and other agricultural products of the West.....	66,000	50,849	33,819
6. Fundamental investigations in microbiology of agricultural products.....	40,500	40,419	33,930
7. Tung nuts investigations.....	30,900	30,813	24,720
8. Basic investigations in the chemistry of agricultural products.....	67,000	12,133	8,228
9. Investigations on chemical methods of isolation and identification of substances of agricultural origin responsible for allergic reaction.....	59,700		
10. Overtime pay.....		5,300	42,870
Grand total obligations.....	576,000	394,000	329,069
Adjustments (see objects schedule for detail).....		-44,000	-15,658
Total estimate or appropriation.....	576,000	350,000	313,411

Naval-stores investigations: For the investigation of naval stores (turpentine and rosin) and their components; the investigation and experimental demonstration of improved equipment, methods, or processes of preparing naval stores; the weighing, storing, handling, transportation, and utilization of naval stores; and for the assembling and compilation of data on production, distribution, and consumption of turpentine and rosin, pursuant to the Act of August 15, 1935 (5 U. S. C. 556b); [\$125,000] \$140,000. (Act of May 5, 1945, Public Law 52.)

Estimate 1947, \$140,000

Appropriated 1946, \$125,000

By objects	Obligations					
	Estimate, 1947		Estimate, 1946		Actual, 1945	
<b>PERSONAL SERVICES, DEPARTMENTAL</b>						
Professional service:	Man-	Total	Man-	Total	Man-	Total
Grade 6. Range \$6,230 to \$7,070:	years	salary	years	salary	years	salary
Information specialist.....	1	\$6,650	1	\$6,650	1	\$5,800
Clerical, administrative, and fiscal service:						
Grade 14. Range \$7,175 to \$8,225:						
Assistant chief of bureau.....	1	7,438	1	7,438	0 5	3,286
Grade 11. Range \$4,300 to \$5,180:						
Administrative officer.....	1	4,520	1	4,520		
Total permanent, departmental.....	3	18,608	3	18,608	1 5	9,086
Temporary employment, departmental.....	0 6	1,228	0 6	1,179		946
Overtime pay, departmental.....				300		
All personal services, departmental.....	3 6	19,836	3 6	20,087	1 5	10,032
<b>PERSONAL SERVICES, FIELD</b>						
Professional service:						
Grade 6. Range \$6,230 to \$7,070:						
Head of division.....	1	6,440	1	6,246	0 6	3,422
Grade 5. Range \$5,180 to \$6,020:						
Chemist.....	3	16,590	2 8	15,572	2	9,800

AGRICULTURAL RESEARCH ADMINISTRATION—Continued  
 BUREAU OF AGRICULTURAL AND INDUSTRIAL CHEMISTRY—Continued  
 SALARIES AND EXPENSES—continued  
 Salaries and Expenses, Agricultural and Industrial Chemistry,  
 Agricultural Research Administration—Continued

By objects	Obligations					
	Estimate, 1947		Estimate, 1946		Actual, 1945	
	Man-years	Total salary	Man-years	Total salary	Man-years	Total salary
<b>PERSONAL SERVICES, FIELD—continued</b>						
Professional service—Continued						
Grade 4. Range \$4,300 to \$5,180:						
Chemist.....	0.5	\$2,150	0.7	\$3,404	1	\$3,800
Grade 3. Range \$3,640 to \$4,300:						
Chemical engineer.....	4	15,000	0.5	1,820	0.6	2,176
Chemist.....	1	3,750	4	14,860	3.5	11,049
Naval stores technologist.....	4	12,140	3.5	10,533	2.4	6,477
Grade 2. Range \$2,980 to \$3,640:						
Grade 1. Range \$2,320 to \$2,980:						
Clerical, administrative, and fiscal service:						
Grade 5. Range \$1,902 to \$2,980:						
Grade 3. Range \$1,402 to \$2,298:						
Grade 2. Range \$1,704 to \$2,100:						
Subprofessional service:						
Grade 5. Range \$2,100 to \$2,496:						
Grade 4. Range \$1,902 to \$2,298:						
Grade 3. Range \$1,704 to \$2,100:						
Crafts, protective, and custodial service:						
Grade 6. Range \$2,166 to \$2,562:						
Grade 4. Range \$1,770 to \$2,166:						
Grade 2. Range \$1,440 to \$1,770:						
Unclassified:						
Agent.....	1	1,785	1	1,785	0.3	567
Naval stores technician.....					0.1	198
Total permanent, field.....	33.5	95,929	32.7	94,422	24.8	62,058
Temporary employment, field.....	0.6	860	1.5	2,656	2.3	3,655
W. A. E. employment, field.....	0.3	761	0.4	918	0.7	883
Overtime pay, field.....				1,800		12,601
All personal services, field.....	34.4	97,550	34.6	99,796	27.8	79,197
Total, departmental and field.....	38	117,386	38.2	119,883	29.3	89,229
Deduct quarters and subsistence furnished.....		324		324		324
01 Personal services (net).....	38	117,062	38.2	119,559	29.3	88,905
<b>OTHER OBLIGATIONS</b>						
02 Travel.....		3,928		3,931		2,734
03 Transportation of things.....		690		600		223
04 Communication services.....		1,500		1,500		1,545
05 Rents and utility services.....		1,050		1,050		792
07 Other contractual services.....		2,500		2,500		2,099
08 Supplies and materials.....		6,700		6,700		6,735
09 Equipment.....		6,660		6,660		6,414
Total other obligations.....		22,938		22,941		20,542
Grand total obligations.....		140,000		142,500		109,447
Reimbursements for services performed Received by transfer from "Salaries and expenses, agricultural and industrial chemistry, Agricultural Research Ad- ministration," general administrative expenses.....						-85
Net total obligations.....		140,000		142,500		88,802
Covered into Treasury as miscellaneous receipts, Public Law 529.....						+56
Excess of obligations over appropriation due to Public Law 105.....				-17,500		23,242
Estimated savings, unobligated balance.....						
Total estimate or appropriation.....		140,000		125,000		112,100

Regional research laboratories: For continuing the researches established under the provisions of section 202 (a) to 202 (c), inclusive, of title II of the Agricultural Adjustment Act of 1938 (7 U. S. C. 1292), including research on food products of farm commodities, **[\$4,000,000]** \$4,450,000. (5 U. S. C. 511-512; 7 U. S. C. 1292; Act of May 5, 1945, Public Law 52.)

Estimate 1947, \$4,450,000      Appropriated 1946, \$4,000,000

By objects	Obligations					
	Estimate, 1947		Estimate, 1946		Actual, 1945	
	Man-years	Total salary	Man-years	Total salary	Man-years	Total salary
<i>Southern Regional Research Laboratory</i>						
<b>PERSONAL SERVICES, FIELD</b>						
Professional service:						
Grade 7. Range \$7,175 to \$8,225:						
Director of laboratory.....	1	\$7,962	1	\$7,893	1	\$7,000
Grade 6. Range \$6,230 to \$7,070:						
Assistant director of laboratory.....	1	6,230	0.8	5,190	0.3	1,944
Head of division.....	7	47,180	7	46,866	7	41,400

By objects	Obligations					
	Estimate, 1947		Estimate, 1946		Actual, 1945	
	Man-years	Total salary	Man-years	Total salary	Man-years	Total salary
<i>Southern Regional Research Laboratory—Continued</i>						
<b>PERSONAL SERVICES, FIELD—continued</b>						
Professional service—Continued						
Grade 5. Range \$5,180 to \$6,020:						
Technical assistant to director.....	1	\$5,390	1	\$5,390	1	\$4,600
Agricultural economist.....	1	5,600	1	5,439	1	4,750
Biochemist.....	1	5,180	0.5	2,592	0.2	767
Chemical engineer.....	1	5,180	0.5	2,592	0.3	1,200
Chemical technologist.....	1	5,390	1	5,390	1	4,600
Chemist.....	6.8	37,714	7.1	38,833	4.9	24,108
Cotton technologist.....	4	21,980	4	21,921	4	18,550
Physicist.....	2	11,200	2	11,057	2	9,600
Grade 4. Range \$4,300 to \$5,180:						
Agricultural economist.....	1	4,520	1	4,362	0.7	2,850
Biochemist.....	2	8,820	1.5	6,480	1.5	6,022
Chemical engineer.....	2	9,480	2	9,422	2	8,000
Chemical technologist.....	2	9,040	2	9,040	2	7,750
Chemist.....	4.3	19,296	4.9	21,565	4.4	16,837
Cotton technologist.....	2	8,820	1.7	7,392	1	3,900
Mechanical engineer.....	2	9,040	2	9,040	1.2	4,633
Physicist.....	1	4,520	0.8	3,770	0.8	3,479
Textile technologist.....	1	4,520	1	4,470	1	3,800
Grade 3. Range \$3,640 to \$4,300:						
Agricultural economist.....	1	3,640	0.4	1,520	0.3	850
Chemical engineer.....	1	3,750	1	3,750	1	3,200
Chemical technologist.....	1	3,970	1	3,970	1	3,400
Chemist.....	12.2	45,860	11.2	42,080	10.4	34,268
Cotton technologist.....	4	15,330	4	15,206	4	12,892
Mechanical engineer.....					0.8	2,808
Physicist.....	2	7,390	1.9	6,864	0.3	1,004
Technologist.....	1	3,860	1	3,860	1	3,300
Grade 2. Range \$2,980 to \$3,640:						
Grade 1. Range \$2,320 to \$2,980:						
Clerical, administrative, and fiscal service:						
Grade 12. Range \$5,180 to \$6,020:						
Business manager.....	1	5,390	1	5,390	1	4,650
Grade 7. Range \$3,640 to \$4,300:						
Assistant business manager.....	1	3,640	1	3,640	1	3,225
Grade 7. Range \$2,980 to \$3,640:						
Grade 6. Range \$2,650 to \$3,310:						
Grade 5. Range \$2,320 to \$2,980:						
Grade 4. Range \$2,100 to \$2,496:						
Grade 3. Range \$1,902 to \$2,298:						
Grade 2. Range \$1,704 to \$2,100:						
Grade 1. Range \$1,506 to \$1,902:						
Subprofessional service:						
Grade 7. Range \$2,650 to \$3,310:						
Grade 6. Range \$2,320 to \$2,980:						
Grade 5. Range \$2,100 to \$2,496:						
Grade 4. Range \$1,902 to \$2,298:						
Grade 3. Range \$1,704 to \$2,100:						
Grade 2. Range \$1,572 to \$1,968:						
Crafts, protective, and custodial service:						
Grade 9. Range \$2,650 to \$3,310:						
Grade 8. Range \$2,540 to \$3,200:						
Grade 7. Range \$2,364 to \$2,870:						
Grade 6. Range \$2,166 to \$2,562:						
Grade 4. Range \$1,770 to \$2,166:						
Grade 3. Range \$1,572 to \$1,902:						
Grade 2. Range \$1,440 to \$1,770:						
Total permanent, field.....	281	808,773	276.8	785,001	246.4	598,485
Temporary employment, field.....	0.5	732	6.8	12,456	13.6	20,417
Part-time employment, field.....					0.4	717
W. A. E. employment, field.....	0.2	596	0.2	618	0.1	255
W. O. C. employment, field.....	0.2	0	0.2	0	0.2	0
Overtime pay, field.....				16,500		118,508
01 Personal services (net).....	281.9	810,095	284	814,575	260.7	738,382
<b>OTHER OBLIGATIONS</b>						
02 Travel.....		20,000		15,000		14,429
03 Transportation of things.....		5,700		5,700		4,259
04 Communication services.....		5,500		5,500		4,264
05 Rents and utility services.....		26,100		25,100		23,780
07 Other contractual services.....		21,400		16,400		15,008
08 Supplies and materials.....		103,000		107,000		108,644
09 Equipment.....		79,070		93,400		92,431
10 Lands and structures.....		5,000		7,500		5,000
Total other obligations.....		265,770		275,600		267,815
Grand total obligations (Southern Regional Research Laboratory).....		1,075,865		1,090,175		1,006,197
<i>Western Regional Research Laboratory</i>						
<b>PERSONAL SERVICES, FIELD</b>						
Professional service:						
Grade 7. Range \$7,175 to \$8,225:						
Director of laboratory.....	1	7,962	1	7,897	1	7,000
Grade 6. Range \$6,230 to \$7,070:						
Chief of division.....	5	33,880	4.8	32,789	4	24,550
Grade 5. Range \$5,180 to \$6,020:						
Assistant to director.....	1	5,810	1	5,757	1	5,000
Chief of section.....	17	92,890	16.2	88,467	15.9	75,773
Mechanical superintendent.....	1	5,390	1	5,390	1	4,600
Grade 4. Range \$4,300 to \$5,180:						
Biochemist.....	1	4,740	1	4,740	1	4,000
Chemist.....	9	39,800	8.6	37,916	6.1	23,183
Microbiologist.....	1	4,740	1	4,740	1	4,050
Physicist.....	1	4,300	1	4,300	0.1	422
Grade 3. Range \$3,640 to \$4,300:						
Bacteriologist.....	1	3,860	1	3,860	1	3,300
Biochemist.....	2	7,610	2	7,527	2	6,425

By objects	Obligations			By objects	Obligations		
	Estimate, 1947	Estimate, 1946	Actual, 1945		Estimate, 1947	Estimate, 1946	Actual, 1945
<b>Western Regional Research Laboratory—Continued</b>				<b>Eastern Regional Research Laboratory—Continued</b>			
<b>PERSONAL SERVICES, FIELD—continued</b>				<b>PERSONAL SERVICES, FIELD—continued</b>			
<b>Professional service—Continued</b>				<b>Clerical, administrative, and fiscal service:</b>			
Grade 3. Range \$3,640 to \$4,300—Con.				Grade 12. Range \$5,180 to \$6,020.			
Chemical engineer.....	4	\$15,110	4	Business manager.....	1	\$5,600	1
Chemist.....	21	\$1,500	21	Grade 9. Range \$3,640 to \$4,300.	1	3,860	1
Electrical engineer.....	1	3,750	1	Assistant business manager.....	4	12,470	4
Engineering physicist.....	1	3,970	1	Grade 7. Range \$2,980 to \$3,640.	1	2,870	1
Industrial analyst.....	1	3,750	1	Grade 6. Range \$2,650 to \$3,310.	2	5,300	2
Mechanical engineer.....	1	3,970	1	Grade 5. Range \$2,320 to \$2,980.	11	24,354	11
Physicist.....	1	3,750	1	Grade 4. Range \$2,100 to \$2,496.	12	24,210	12
Technical editor.....	1	3,800	1	Grade 3. Range \$1,902 to \$2,298.	9	15,996	9
Grade 2. Range \$2,980 to \$3,640.	42	133,580	45	Grade 2. Range \$1,704 to \$2,100.	4	6,420	4
Grade 1. Range \$2,320 to \$2,980.	33	81,379	35	Grade 1. Range \$1,506 to \$1,902.	9	13,909	9
<b>Clerical, administrative, and fiscal service:</b>				<b>Subprofessional service:</b>			
Grade 12. Range \$5,180 to \$6,020.				Grade 8. Range \$2,980 to \$3,640.	2	6,510	2
Business manager.....	1	5,390	1	Grade 6. Range \$2,320 to \$2,980.	2	4,445	2
Grade 9. Range \$3,310 to \$3,970.	1	3,310	0	Grade 5. Range \$2,100 to \$2,496.	4	8,938	4
Grade 7. Range \$2,480 to \$3,640.	3	9,070	2	Grade 4. Range \$1,902 to \$2,298.	11	23,154	11
Grade 6. Range \$2,650 to \$3,310.	1	2,870	1	Grade 3. Range \$1,704 to \$2,100.	10	18,050	10
Grade 5. Range \$2,320 to \$2,980.	3	7,070	2	Grade 2. Range \$1,572 to \$1,968.	14	21,744	14
Grade 4. Range \$2,100 to \$2,496.	9	20,544	9	Grade 1. Range \$1,440 to \$1,836.	14	21,744	14
Grade 3. Range \$1,902 to \$2,298.	13	27,430	14	<b>Crafts, protective, and custodial service:</b>			
Grade 2. Range \$1,704 to \$2,100.	14	24,516	11	Grade 9. Range \$2,650 to \$3,310.	1	2,980	1
Grade 1. Range \$1,506 to \$1,902.	2	3,144	2	Grade 8. Range \$2,540 to \$3,200.	1	2,760	1
<b>Subprofessional service:</b>				Grade 7. Range \$2,364 to \$2,870.	9	22,566	8
Grade 8. Range \$2,980 to \$3,640.	1	3,200	1	Grade 6. Range \$2,166 to \$2,562.	9	20,566	9
Grade 7. Range \$2,650 to \$3,310.	4	10,710	3	Grade 5. Range \$1,968 to \$2,364.	1	2,100	1
Grade 6. Range \$2,320 to \$2,980.	4	9,830	3	Grade 4. Range \$1,770 to \$2,166.	19	35,874	19
Grade 5. Range \$2,100 to \$2,496.	1	2,166	1	Grade 3. Range \$1,572 to \$1,968.	5	8,388	5
Grade 4. Range \$1,902 to \$2,298.	18	36,059	18	Grade 2. Range \$1,440 to \$1,836.	15	23,118	15
Grade 3. Range \$1,704 to \$2,100.	7	12,324	6	<b>Total permanent, field.</b>			
Grade 2. Range \$1,572 to \$1,968.	5	8,778	5	288	\$26,804	288	\$25,465
Grade 1. Range \$1,440 to \$1,836.	9	13,488	9	<b>Temporary employment, field.</b>			
<b>Crafts, protective, and custodial service:</b>				8	13,961	7	11,358
Grade 9. Range \$2,650 to \$3,310.	1	2,870	1	<b>Overtime pay, field.</b>			
Grade 8. Range \$2,540 to \$3,200.	5	12,216	5			16,000	
Grade 7. Range \$2,364 to \$2,870.	4	9,060	4	<b>01 Personal services (net).....</b>			
Grade 6. Range \$2,166 to \$2,562.	4	9,060	4	292	7,833,565	294	6,846,175
Grade 5. Range \$1,968 to \$2,364.	1	1,968	1	<b>OTHER OBLIGATIONS</b>			
Grade 4. Range \$1,770 to \$2,166.	13	24,462	12	02 Travel.....	20,000	20,000	12,000
Grade 3. Range \$1,572 to \$1,968.	6	10,614	6	03 Transportation of things.....	6,000	6,000	5,500
Grade 2. Range \$1,440 to \$1,836.	14	21,780	14	04 Communication services.....	6,000	6,000	4,406
<b>Unclassified:</b>				01	600	0.1	600
Agent.....	0	600	0	05 Rents and utility services.....	34,000	30,000	29,467
<b>Total permanent, field.</b>				06 Other contractual services.....	17,000	17,000	12,802
290	\$29,050	291	\$26,080	07 Supplies and materials.....	86,500	78,000	80,089
<b>Temporary employment, field.</b>				08 Equipment.....	70,000	78,000	88,735
1	3,905	2	4,791	09 Lands and structures.....	8,000	10,000	9,073
<b>W. A. E. employment, field.</b>				<b>Total other obligations.....</b>			
0	610	0	295	247,500	247,500	248,135	
<b>Overtime pay, field.</b>				<b>Grand total obligations (Western Regional Research Laboratory).....</b>			
		15,000	115,642	1,081,065	1,093,675	968,586	
<b>01 Personal services (net).....</b>				<b>Eastern Regional Research Laboratory</b>			
<b>OTHER OBLIGATIONS</b>				<b>PERSONAL SERVICES, FIELD</b>			
02 Travel.....	20,000	20,000	12,000	<b>Professional service:</b>			
03 Transportation of things.....	6,000	6,000	5,500	Grade 7. Range \$7,175 to \$8,225:			
04 Communication services.....	6,000	6,000	4,406	Director of laboratory.....	1	7,963	1
05 Rents and utility services.....	34,000	30,000	29,467	Grade 6. Range \$6,230 to \$7,070:			
06 Other contractual services.....	17,000	17,000	12,802	Assistant director of laboratory.....	1	6,440	1
07 Supplies and materials.....	86,500	78,000	80,089	Chemical engineer.....	1	6,650	1
08 Equipment.....	70,000	78,000	88,735	Chief of division.....	6	39,690	6
09 Lands and structures.....	8,000	10,000	9,073	Industrial analyst.....	2	13,510	2
<b>Total other obligations.....</b>				Grade 5. Range \$5,180 to \$6,020:			
247,500	247,500	248,135	Chemical engineer.....	2	11,410	2	
<b>Grand total obligations (Western Regional Research Laboratory).....</b>				Chemical technologist.....	10	56,260	10
1,081,065	1,093,675	968,586	Chemist.....	1	5,495	1	
<b>Eastern Regional Research Laboratory</b>				Mechanical engineer.....	1	5,600	1
<b>PERSONAL SERVICES, FIELD</b>				Physicist.....	1	6,020	1
<b>Professional service:</b>				Tobacco technologist.....	1	6,020	1
Grade 7. Range \$7,175 to \$8,225:			Grade 4. Range \$4,300 to \$5,180:				
Director of laboratory.....	1	7,963	1	Chemical engineer.....	2	9,315	2
Grade 6. Range \$6,230 to \$7,070:			Chemist.....	9	42,990	9	
Assistant director of laboratory.....	1	6,440	1	Physicist.....	1	4,520	1
Chemical engineer.....	1	6,650	1	Grade 3. Range \$3,640 to \$4,300:			
Chief of division.....	6	39,690	6	Bacteriologist.....	1	3,750	1
Industrial analyst.....	2	13,510	2	Chemical engineer.....	2	7,720	2
Grade 5. Range \$5,180 to \$6,020:			Chemical technologist.....	1	3,970	1	
Chemical engineer.....	2	11,410	2	Chemist.....	25	97,820	26
Chemical technologist.....	10	56,260	10	Electrical engineer.....	1	3,970	1
Chemist.....	1	5,495	1	Mechanical engineer.....	3	11,580	3
Mechanical engineer.....	1	5,600	1	Technical editor.....	1	3,860	1
Physicist.....	1	6,020	1	Technologist.....	1	3,640	1
Tobacco technologist.....	1	6,020	1	Grade 2. Range \$2,980 to \$3,640.	22	69,740	21
Grade 4. Range \$4,300 to \$5,180:			Grade 1. Range \$2,320 to \$2,980.	39	94,110	38	
Chemical engineer.....	2	9,315	1	<b>Eastern Regional Research Laboratory—Continued</b>			
Chemist.....	9	42,990	8	<b>PERSONAL SERVICES, FIELD—continued</b>			
Physicist.....	1	4,520	1	<b>Professional service:</b>			
Grade 3. Range \$3,640 to \$4,300:			Grade 8. Range \$2,980 to \$3,640.	2	6,290	2	
Bacteriologist.....	1	3,750	1	Grade 7. Range \$2,650 to \$3,310.	5	11,820	4
Chemical engineer.....	2	7,720	2	Grade 6. Range \$2,320 to \$2,980.	4	8,532	4
Chemical technologist.....	1	3,970	1	<b>Clerical, administrative, and fiscal service:</b>			
Chemist.....	25	97,820	23	Grade 12. Range \$5,180 to \$6,020:			
Electrical engineer.....	1	3,970	1	Business manager.....	1	5,390	1
Mechanical engineer.....	3	11,580	3	Grade 9. Range \$3,640 to \$4,300:			
Technical editor.....	1	3,860	1	Assistant business manager.....	1	3,750	1
Technologist.....	1	3,640	1	Grade 7. Range \$2,980 to \$3,640.	5	15,120	4
Grade 2. Range \$2,980 to \$3,640.	22	69,740	18	Grade 6. Range \$2,650 to \$3,310.	3	7,290	3
Grade 1. Range \$2,320 to \$2,980.	39	94,110	27	Grade 5. Range \$2,320 to \$2,980.	8	18,378	8
				Grade 4. Range \$2,100 to \$2,496.	10	20,010	10
				Grade 3. Range \$1,902 to \$2,298.	14	25,150	15
				Grade 2. Range \$1,704 to \$2,100.	14	25,150	15
				Grade 1. Range \$1,506 to \$1,902.	5	7,794	5
				<b>Subprofessional service:</b>			
				Grade 8. Range \$2,980 to \$3,640.	2	6,290	2
				Grade 6. Range \$2,320 to \$2,980.	5	11,820	4
				Grade 5. Range \$2,100 to \$2,496.	4	8,532	4
				<b>Grand total obligations (Eastern Regional Research Laboratory).....</b>			
				1,072,265	1,084,875	989,402	
				<b>Northern Regional Research Laboratory</b>			
				<b>PERSONAL SERVICES, FIELD</b>			
				<b>Professional service:</b>			
				Grade 7. Range \$7,175 to \$8,225:			
				Director of laboratory.....	1	8,225	1
				Grade 6. Range \$6,230 to \$7,070:			
				Head of division.....	7	51,957	7
				Grade 5. Range \$5,180 to \$6,020:			
				Building superintendent.....	1	5,390	1
				In charge of section.....	15	81,680	14
				Industrial analyst.....	1	6,020	1
				Technical assistant to director.....	1	5,810	1
				Grade 4. Range \$4,300 to \$5,180:			
				Chemical engineer.....	4	17,640	4
				Chemist.....	6	26,900	6
				Fermentologist.....	1	4,520	1
				Mechanical engineer.....	2	9,040	1
				Microbiologist.....	1	3,750	1
				Statistician.....	1	3,860	1
				Zymologist.....	23	70,230	24
				Grade 2. Range \$2,980 to \$3,640.	35	86,703	36
				Grade 1. Range \$2,320 to \$2,980.	35	86,703	36
				<b>Clerical, administrative, and fiscal service:</b>			
				Grade 12. Range \$5,180 to \$6,020:			
				Business manager.....	1	5,390	1
				Grade 9. Range \$3,640 to \$4,300:			
				Assistant business manager.....	1	3,750	1
				Grade 7. Range \$2,980 to \$3,640.	5	15,120	4
				Grade 6. Range \$2,650 to \$3,310.	3	7,290	3
				Grade 5. Range \$2,320 to \$2,980.	8	18,378	8
				Grade 4. Range \$2,100 to \$2,496.	10	20,010	10
				Grade 3. Range \$1,902 to \$2,298.	14	25,150	15
				Grade 2. Range \$1,704 to \$2,100.	14	25,150	15
				Grade 1. Range \$1,506 to \$1,902.	5	7,794	5
				<b>Subprofessional service:</b>			
				Grade 8. Range \$2,980 to \$3,640.	2	6,161	1
				Grade 6. Range \$2,320 to \$2,980.	5	11,820	4
				Grade 5. Range \$2,100 to \$2,496.	4	8,456	4
				<b>Grand total obligations (Northern Regional Research Laboratory).....</b>			
				1,072,265	1,084,875	989,402	

**AGRICULTURAL RESEARCH ADMINISTRATION—Continued**  
**BUREAU OF AGRICULTURAL AND INDUSTRIAL CHEMISTRY—Continued**  
**SALARIES AND EXPENSES—continued**  
**Salaries and Expenses, Agricultural and Industrial Chemistry,**  
**Agricultural Research Administration—Continued**

By objects	Obligations					
	Estimate, 1947		Estimate, 1946		Actual, 1945	
	Man-years	Total salary	Man-years	Total salary	Man-years	Total salary
<i>Northern Regional Research Laboratory—Continued</i>						
<b>PERSONAL SERVICES, FIELD—continued</b>						
<i>Subprofessional service—Continued</i>						
Grade 4. Range \$1,902 to \$2,238.....	25.3	\$48,778	24.5	\$46,967	15.3	\$24,991
Grade 3. Range \$1,704 to \$2,100.....	5	8,784	5	8,729	2.1	2,946
Grade 2. Range \$1,572 to \$1,968.....	9	14,610	9	14,443	8.2	10,776
Grade 1. Range \$1,440 to \$1,836.....					0.3	429
<i>Crafts, protective, and custodial service:</i>						
Grade 9. Range \$2,650 to \$3,310.....	1	2,980	1	2,877	1	2,425
Grade 8. Range \$2,540 to \$3,200.....	1	2,769	1	2,760	1	2,300
Grade 7. Range \$2,364 to \$2,870.....	7	17,274	7	17,252	6.9	14,469
Grade 6. Range \$2,166 to \$2,562.....	16	35,910	16	35,805	11.4	21,533
Grade 5. Range \$1,968 to \$2,364.....					2.9	4,899
Grade 4. Range \$1,770 to \$2,166.....	16	29,838	16	29,716	14.4	23,007
Grade 3. Range \$1,572 to \$1,968.....	6	9,696	5.3	8,434	3.5	4,614
Grade 2. Range \$1,440 to \$1,770.....	23.4	35,106	22.8	33,845	18	21,693
Total permanent, field.....	291	1,800,375	290.7	1,790,962	245.8	586,938
Temporary employment, field.....	10.4	16,412	11.9	18,282	17.4	26,431
W. A. E. employment, field.....	1.6	2,878	1.6	2,906	1.8	2,676
W. G. C. employment, field.....	5.6	0	2.8	0	2.3	0
Overtime pay, field.....				16,700		118,583
<b>01 Personal services (net).....</b>	<b>308.7</b>	<b>819,665</b>	<b>307</b>	<b>828,850</b>	<b>267.3</b>	<b>734,628</b>
<b>OTHER OBLIGATIONS</b>						
02 Travel.....		13,500		13,500		10,376
03 Transportation of things.....		3,000		3,500		2,680
04 Communication services.....		5,000		5,000		4,327
05 Rents and utility services.....		27,000		27,000		23,829
07 Other contractual services.....		30,900		24,185		37,945
08 Supplies and materials.....		100,000		100,000		96,100
09 Equipment.....		79,300		85,000		91,470
10 Lands and structures.....		5,000		5,000		5,985
Total other obligations.....		263,700		263,185		272,712
Grand total obligations (Northern Regional Research Laboratory).....		1,083,365		1,092,035		1,007,340
<i>General Administrative Expenses</i>						
<b>PERSONAL SERVICES, DEPARTMENTAL</b>						
<i>Professional service:</i>						
Grade 7. Range \$7,175 to \$8,225: Assistant chief of Bureau.....	1	7,438	1	7,438	0.1	307
Grade 6. Range \$6,230 to \$7,070: Chemical engineer.....	1	7,070	1	7,070	1	6,400
Chemist.....	1	6,650	1	6,537	1	5,800
Grade 5. Range \$5,180 to \$6,020: Chemist.....	2	11,410	1.8	10,457	1	5,200
Grade 3. Range \$3,640 to \$4,300: Chemist.....	2.5	10,090	2	8,211	2	7,050
<i>Clerical, administrative, and fiscal service:</i>						
Grade 14. Range \$7,175 to \$8,225: Assistant chief of bureau.....					0.5	3,214
Grade 11. Range \$4,300 to \$5,180: Administrative officer.....	1	4,300	1	4,300	1	3,900
Grade 9. Range \$3,640 to \$4,300: Assistant administrative officer.....	0.5	1,820	1	3,640		
Grade 7. Range \$2,980 to \$3,640.....	2	6,180	2	6,180	3	7,900
Grade 6. Range \$2,650 to \$3,310.....	2	6,400	2	6,480	1.8	5,052
Grade 5. Range \$2,320 to \$2,980.....	4.5	10,990	5	12,142	3.6	7,705
Grade 4. Range \$2,100 to \$2,496.....	12.5	27,640	13.3	29,365	9.4	17,864
Grade 3. Range \$1,902 to \$2,298.....	8	16,008	7.6	15,029	6.3	5,775
Grade 2. Range \$1,704 to \$2,100.....	1	1,836	0.8	1,377	2	3,068
Grade 1. Range \$1,506 to \$1,902.....	1	1,506	0.7	1,131		
<i>Crafts, protective, and custodial service:</i>						
Grade 3. Range \$1,572 to \$1,902.....	2	3,342	1.8	2,883	0.6	1,365
Grade 2. Range \$1,440 to \$1,770.....	2	3,078	1.6	2,385		
Total permanent, departmental.....	44	125,758	43.6	124,625	33.3	80,600
Temporary employment, departmental.....	0.8	1,190	1.2	2,323	0.6	833
Overtime pay, departmental.....				1,800		14,881
<b>01 Personal services (net).....</b>	<b>44.8</b>	<b>126,948</b>	<b>44.8</b>	<b>128,748</b>	<b>33.9</b>	<b>96,314</b>
<b>OTHER OBLIGATIONS</b>						
02 Travel.....		4,900		4,900		3,965
03 Transportation of things.....		500		500		362
04 Communication services.....		1,600		1,600		1,611
07 Other contractual services.....		1,100		1,100		535

By objects	Obligations		
	Estimate, 1947	Estimate, 1946	Actual, 1945
<i>General Administrative Expenses—Con.</i>			
<b>OTHER OBLIGATIONS—continued</b>			
08 Supplies and materials.....	\$1,492	\$1,492	\$698
09 Equipment.....	900	900	
Total other obligations.....	10,492	10,492	7,171
Grand total obligations (general administrative expenses).....	137,440	139,240	103,485
Grand total obligations (all projects or functions).....	4,450,000	4,500,000	4,075,010
Reimbursements for services performed.....			-1,501
Net total obligations.....	4,450,000	4,500,000	4,073,509
Covered into Treasury as miscellaneous receipts, Public Law 529.....			+864
Excess of obligations over appropriation due to Public Law 106.....		-500,000	
Estimated savings, unobligated balance.....			170,227
Total estimate or appropriation.....	4,450,000	4,000,000	4,244,600
<b>BY PROJECTS OR FUNCTIONS</b>			
1. Southern regional research laboratory.....	\$1,075,865	\$1,073,675	\$886,926
2. Western regional research laboratory.....	1,081,065	1,078,675	852,944
3. Eastern regional research laboratory.....	1,072,265	1,068,875	868,246
4. Northern regional research laboratory.....	1,083,365	1,075,335	888,757
5. General administrative expenses.....	137,440	137,440	88,604
6. Services performed for other agencies.....			1,501
7. Overtime pay.....		66,000	488,032
Grand total obligations.....	4,450,000	4,500,000	4,075,010
Adjustments (see objects schedule for detail).....		-500,000	+169,590
Total estimate or appropriation.....	4,450,000	4,000,000	4,244,600

**Synthetic Liquid Fuels, Transfer to Agriculture (Agricultural and Industrial Chemistry)—**

By objects	Obligations					
	Estimate, 1947		Estimate, 1946		Actual, 1945	
	Man-years	Total salary	Man-years	Total salary	Man-years	Total salary
<i>Construction and operation of semiworks plant for studies of production of liquid motor fuels from agricultural products</i>						
<b>PERSONAL SERVICES, FIELD</b>						
<i>Professional service:</i>						
Grade 6. Range \$6,230 to \$7,070: Chemical engineer.....	0.3	\$1,662	0.3	\$1,662	0.2	\$1,250
Grade 5. Range \$5,180 to \$6,020: Chemical engineer.....	1	5,180	0.5	2,590		
Grade 4. Range \$4,300 to \$5,180: Chemical engineer.....			0.5	2,150	0.7	2,533
Grade 3. Range \$3,640 to \$4,300: Chemical engineer.....	1	3,750	1	3,695	0.6	1,840
Construction engineer.....				0.3	910	
Mechanical engineer.....	1	3,750	1	3,685	0.5	1,560
Grade 1. Range \$2,320 to \$2,980.....	2	4,750	2	4,615	0.6	1,250
<i>Clerical, administrative, and fiscal service:</i>						
Grade 3. Range \$1,902 to \$2,298.....	1	1,902	0.7	1,425		
Grade 2. Range \$1,704 to \$2,100.....	1	1,770	1.3	2,146	0.9	1,264
<i>Subprofessional service:</i>						
Grade 4. Range \$1,902 to \$2,298.....	4.7	8,876	4.2	7,920	0.8	1,234
Grade 2. Range \$1,572 to \$1,968.....			1	1,506		
<i>Crafts, protective, and custodial service:</i>						
Grade 6. Range \$2,166 to \$2,562.....	3	6,498	2.3	4,873		
Grade 5. Range \$1,968 to \$2,364.....			0.5	984	0.1	14
Grade 4. Range \$1,770 to \$2,166.....	0.7	1,180	0.7	1,180		
Total permanent, field.....	15.7	39,318	16.3	39,342	4.4	10,945
Temporary employment, field.....				216	0.3	540
Overtime pay, field.....						2,150
<b>01 Personal services (net).....</b>	<b>15.7</b>	<b>39,318</b>	<b>16.3</b>	<b>39,558</b>	<b>4.7</b>	<b>13,635</b>
<b>OTHER OBLIGATIONS</b>						
02 Travel.....		750		1,000		203
03 Transportation of things.....		950		1,000		73
04 Communication services.....		250		200		119
05 Rents and utility services.....		2,500		2,000		24
07 Other contractual services.....		2,000		25,000		208
08 Supplies and materials.....		14,000		16,000		11,350
09 Equipment.....		20,000		18,000		56,125

By objects	Obligations		
	Estimate, 1947	Estimate, 1946	Actual, 1945
Construction and operation of seminworks plant for studies of production of liquid motor fuels from agricultural products—Continued			
OTHER OBLIGATIONS—continued			
10 Lands and structures.....	\$2,000	\$5,000	\$58,913
Total other obligations.....	42,450	68,200	127,015
Net total obligations.....	81,768	107,758	140,650
Received by transfer from "Synthetic liquid fuels, Bureau of Mines," Department of the Interior.....			-410,000
1945 balance available in 1946.....		+269,350	+269,350
1946 balance available in 1947.....	-161,592	+161,592	
1947 balance available in 1948.....	+79,824		
Total estimate or appropriation.....			

Special Research Fund, Department of Agriculture (Bureau of Agricultural and Industrial Chemistry)—

By objects	Obligations					
	Estimate, 1947		Estimate, 1946		Actual, 1945	
Special agricultural chemical researches						
PERSONAL SERVICES, DEPARTMENTAL						
Professional service:	Man-	Total	Man-	Total	Man-	Total
Grade 6. Range \$6,230 to \$7,070:	years	salary	years	salary	years	salary
Chief of division.....	1	\$6,860	1	\$6,804	1	\$6,000
Grade 5. Range \$5,180 to \$6,020:						
Chemist.....	1	5,600	1	5,600	1	4,800
Grade 4. Range \$4,300 to \$5,180:						
Biochemist.....	1	5,180	1	5,011	1	4,350
Grade 2. Range \$2,980 to \$3,640.....	1	3,099	1	3,090	1	2,600
Grade 1. Range \$2,320 to \$2,980.....	1	2,540	1	2,540	1	2,100
Clerical, administrative, and fiscal service:						
Grade 4. Range \$2,100 to \$2,496.....	0.8	1,802	0.8	1,680	0.5	947
Subprofessional service:						
Grade 2. Range \$1,572 to \$1,968.....	1	1,638	1	1,595	0.8	997
Total permanent, departmental.....	6.8	26,710	6.8	26,220	6.3	21,794
Part-time employment, departmental.....	0.3	2,231	0.3	2,231	0.3	2,031
Overtime pay, departmental.....				455		3,640
All personal services, departmental.....	7.1	28,941	7.1	29,006	6.6	27,465
PERSONAL SERVICES, FIELD						
Professional service:						
Grade 6. Range \$6,230 to \$7,070:						
Chief of division.....	0.1	502				
Grade 5. Range \$5,180 to \$6,020:						
Chemist.....	1	5,600	1	5,495	1	4,600
Grade 4. Range \$4,300 to \$5,180:						
Chemist.....	1	4,300				
Grade 3. Range \$3,640 to \$4,300:						
Chemist.....	4.5	16,930	4	15,054	2	6,450
Grade 2. Range \$2,980 to \$3,640.....						
Grade 1. Range \$2,320 to \$2,980.....	1	2,430	1	2,430	2.1	5,650
Clerical, administrative, and fiscal service:						
Grade 4. Range \$2,100 to \$2,496.....	1.1	2,182	0.8	1,776	0.3	525
Grade 3. Range \$1,902 to \$2,298.....	0.6	1,209	0.6	1,177	0.7	1,190
Subprofessional service:						
Grade 8. Range \$2,980 to \$3,640.....	1	3,090	1	3,090	1	2,600
Grade 4. Range \$1,902 to \$2,298.....	0.7	1,312			0.2	458
Total permanent, field.....	11	37,555	10.4	35,192	8.3	23,472
Temporary employment, field.....				730	0.2	567
Overtime pay, field.....						4,651
All personal services, field.....	11	37,555	10.4	35,922	8.5	28,691
01 Personal services (net).....	18.1	66,496	17.5	64,928	15.1	56,156
OTHER OBLIGATIONS						
02 Travel.....		1,310		1,510		1,172
03 Transportation of things.....		280		380		834
04 Communication services.....		375		375		276
05 Rents and utility services.....		3,342		3,340		3,337
07 Other contractual services.....		400		800		1,300
08 Supplies and materials.....		3,338		3,519		9,011
09 Equipment.....		1,100		2,676		8,464
Total other obligations.....		10,145		12,600		24,394
Grand total obligations.....		76,641		77,528		80,550
Allotted from "Special research fund, Department of Agriculture".....		-76,641		-77,528		-82,272
Covered into Treasury as miscellaneous receipts, Public Law 529.....						+18
Estimated savings, unobligated balance.....						1,704
Total estimate or appropriation.....						

Emergency Rubber Project, Department of Agriculture (Bureau of Agricultural and Industrial Chemistry)—

By objects	Obligations					
	Estimate, 1947		Estimate, 1946		Actual, 1945	
PERSONAL SERVICES, FIELD						
Professional service:	Man-	Total	Man-	Total	Man-	Total
Grade 6. Range \$6,230 to \$7,070:	years	salary	years	salary	years	salary
Chemist.....	1	\$6,440	1	6,650	1	\$5,650
Chemical engineer.....	1		1		1	5,800
Grade 5. Range \$5,180 to \$6,020:						
Chemical technologist.....					0.6	2,800
Grade 4. Range \$4,300 to \$5,180:						
Chemist.....			0.8	3,375	2	7,850
Chemical engineer.....			1	4,520	1.9	7,483
Technologist.....			1	4,575	1	4,000
Grade 3. Range \$3,640 to \$4,300:						
Chemical engineer.....			2	7,610	2	6,500
Chemist.....			2	7,610	2	6,500
Grade 2. Range \$2,980 to \$3,640.....			3.5	11,473	7.9	20,820
Grade 1. Range \$2,320 to \$2,980.....			1	2,540	3.9	4,849
Subprofessional service:						
Grade 7. Range \$2,650 to \$3,310.....						0.8
Grade 5. Range \$2,100 to \$2,496.....						2.7
Grade 4. Range \$1,902 to \$2,298.....						1.6
Grade 1. Range \$1,440 to \$1,836.....						0.9
Total permanent, field.....			16.3	60,895	29.3	83,442
Temporary employment, field.....					3.9	6,820
W. A. F. employment, field.....					0.1	79
Overtime pay, field.....				1,400		16,523
01 Personal services (net).....			16.3	62,295	33.3	106,864
OTHER OBLIGATIONS						
02 Travel.....				1,300		772
03 Transportation of things.....						405
04 Communication services.....						71
07 Other contractual services.....						53
Total other obligations.....				1,300		1,301
Grand total obligations.....				63,595		108,165
Reimbursements for services performed, Allotted from "Emergency rubber project, Department of Agriculture".....				-46,766		-40,077
Prior year balance available in 1945.....						-84,923
1945 balance available in 1946.....				-16,829		+10,829
Covered into Treasury as miscellaneous receipts, Public Law 529.....						+13
Total estimate or appropriation.....						
BY PROJECTS OR FUNCTIONS						
1. Pilot laboratory investigations on cryptostegia.....						\$19,758
2. Pilot plant investigation on guayule.....				\$62,195		71,877
3. Services performed for other agencies.....						7
4. Overtime pay.....				1,400		16,523
Grand total obligations.....				63,595		108,165
Adjustments (see objects schedule for detail).....				-63,595		-108,165
Total estimate or appropriation.....						

Working Funds, Agriculture, Bureau of Agricultural and Industrial Chemistry—

By objects	Obligations					
	Estimate, 1947		Estimate, 1946		Actual, 1945	
PERSONAL SERVICES, FIELD						
Professional service:	Man-	Total	Man-	Total	Man-	Total
Grade 3. Range \$3,640 to \$4,300:	years	salary	years	salary	years	salary
Bacteriologist.....			0.8	\$2,900		
Grade 2. Range \$2,980 to \$3,640.....					0.4	\$1,042
Grade 1. Range \$2,320 to \$2,980.....			0.8	1,800	0.1	250
Subprofessional service:						
Grade 5. Range \$2,100 to \$2,496.....			0.8	1,750	0.1	225
Grade 4. Range \$1,902 to \$2,298.....					0.3	415
Grade 3. Range \$1,704 to \$2,100.....					0.1	180
Grade 2. Range \$1,572 to \$1,968.....			0.7	1,350		
Total permanent, field.....			3.1	7,800	1	2,112
Overtime pay, field.....						458
01 Personal services (net).....			3.1	7,800	1	2,570
OTHER OBLIGATIONS						
02 Travel.....				500		
03 Transportation of things.....						637
04 Communication services.....						4
08 Supplies and materials.....				1,700		51
09 Equipment.....						35
Total other obligations.....				2,200		727
Grand total obligations.....				10,000		3,297

**AGRICULTURAL RESEARCH ADMINISTRATION—Continued**  
**BUREAU OF AGRICULTURAL AND INDUSTRIAL CHEMISTRY—Continued**  
**Working Funds, Agriculture, Bureau of Agricultural and Industrial Chemistry—Continued**

By objects	Obligations		
	Estimate, 1947	Estimate, 1946	Actual, 1945
Advanced from War Department, Quartermaster Corps.....		-\$10,000	
Prior year balance available in 1945.....			-\$38,859
Estimated savings, unobligated balance.....			35,562
<b>Total estimate or appropriation.....</b>			

By projects or functions	Obligations		
	Estimate, 1947	Estimate, 1946	Actual, 1945
1. Investigations on the microbiology of eggs and egg products (War Department).....		\$10,000	
2. Investigations in food compression and packaging of dehydrated compressed food products (War Production Board).....			\$2,839
3. Overtime pay.....			458
Adjustments (see objects schedule for detail).....		-10,000	-3,297
<b>Total estimate or appropriation.....</b>			

Total salaries and expenses, Bureau of Agricultural and Industrial Chemistry, annual appropriations, general account:  
 Estimate 1947, **\$5,166,000**      Appropriated 1946, **\$4,475,000**

Statement of proposed expenditures for purchase, maintenance, repair, and operation of passenger-carrying vehicles for the fiscal year ending June 30, 1947

**BUREAU OF AGRICULTURAL AND INDUSTRIAL CHEMISTRY**

Appropriation	Vehicles (motor unless otherwise indicated) to be purchased		Old vehicles to be exchanged		Net cost of vehicles to be purchased	Old vehicles still to be used	Total maintenance, repair, and operation, all vehicles	Public purpose and users
	Number	Gross cost	Number	Allowance (estimated)				
Agricultural chemical investigations.....	1	\$1,050	1	\$300	\$750	1	\$250	For travel by officials of the fruit and vegetable chemistry laboratory, Los Angeles, Calif., in making field trips throughout the States of California, Nevada, Utah, Arizona, and New Mexico, and for travel of officials of the U. S. Citrus Products Station, Winter Haven, Fla., in making field trips throughout the State of Florida.
Naval stores investigations.....	1	1,050	1	300	750		175	For travel by officials of naval stores station, Olustee, Fla., through naval stores producing area in pine regions of the South.
Regional research laboratories.....	2	2,100	1	300	1,800	4	800	For travel by station officials throughout the areas served by the New Orleans, La.; Albany, Calif.; Wyndmoor, Pa.; and Peoria, Ill., regional research laboratories.
<b>Total.....</b>	<b>4</b>	<b>4,200</b>	<b>3</b>	<b>900</b>	<b>3,300</b>	<b>5</b>	<b>1,225</b>	

**BUREAU OF HUMAN NUTRITION AND HOME ECONOMICS**

**Salaries and Expenses, Human Nutrition and Home Economics, Agricultural Research Administration—**

Salaries and expenses: For necessary expenses, including not to exceed **[\$236,184] \$300,202** for personal services in the District of Columbia, of the Bureau of Human Nutrition and Home Economics for conducting, either independently or in cooperation with other agencies, investigations of the relative utility and economy of agricultural products for food, clothing, and other uses in the home, with special suggestions of plans and methods for the more effective utilization of such products for these purposes, and such economic investigations, including housing and household buying, as have for their purpose the improvement of the rural home, and for disseminating useful information on this subject, **[\$850,000] \$917,000.** (5 U. S. C. 511-512; Act of May 5, 1945, Public Law 52.)

Annual appropriation, general account:

Estimate 1947, **\$917,000**      Appropriated 1946, **\$850,060**

By objects	Obligations					
	Estimate, 1947	Estimate, 1946	Actual, 1945			
<b>PERSONAL SERVICES, DEPARTMENTAL</b>						
Professional service:						
Grade 8. Range \$8,760 to \$9,800:						
Chief of bureau.....	1	\$9,013	1	\$8,871	1	\$8,000
Grade 7. Range \$7,175 to \$8,225:						
Assistant chief of bureau.....	2	14,613	2	14,421	0 8	5,182
Head, family economics division.....	1	7,175	1	7,175	0 5	2,979
Grade 6. Range \$6,230 to \$7,070:						
Economist.....	1	6,230	0 5	5,032		
Head, family economics division.....					0 3	1,788
Head, information division.....	1	6,440	1	6,375	1	5,600
Physiologist.....	1	6,440	1	6,295	0 7	3,704
Grade 5. Range \$5,180 to \$6,020:						
Economist.....	3	15,750	2 6	13,559	1 2	5,430
Food economist.....					0 5	2,300
Grade 4. Range \$4,300 to \$5,180:						
Economist.....	1	4,300	0 8	3,638		
Food economist.....	3	13,500	3	13,408	2 1	7,558
Information specialist.....	3	13,500	3	13,002	1 3	5,109
Statistician.....	2	8,000	1 8	7,938	0 5	2,094

By objects	Obligations					
	Estimate, 1947		Estimate, 1946		Actual, 1945	
	Man-years	Total salary	Man-years	Total salary	Man-years	Total salary
<b>PERSONAL SERVICES, DEPARTMENTAL—CON.</b>						
Professional service—Continued						
Grade 3. Range \$3,640 to \$4,500:						
Economist.....	1	\$3,640	0 8	\$3,060		
Food economist.....	2	7,280	1 8	6,720	0 2	\$516
Home economist.....					1	3,049
Information specialist.....					0 8	2,779
Grade 2. Range \$2,980 to \$3,640:						
Grade 1. Range \$2,320 to \$2,980:	10	31,010	9 8	29,948	8 8	23,086
Grade 1. Range \$2,320 to \$2,980:	7	16,899	7 4	17,815	4 8	9,437
Clerical, administrative, and fiscal service:						
Grade 12. Range \$5,180 to \$6,020:						
Administrative officer.....	1	5,390	1	5,341	1	4,600
Grade 9. Range \$3,640 to \$4,300:						
Administrative assistant.....	2	7,280	1 8	6,440		
Grade 8. Range \$3,310 to \$3,970:						
Grade 7. Range \$2,980 to \$3,640:	3	9,050	2 8	8,320	2 6	6,456
Grade 6. Range \$2,650 to \$3,310:	2	5,300	1 5	4,077		
Grade 5. Range \$2,320 to \$2,980:	10	24,300	10 5	25,529	6 6	13,166
Grade 4. Range \$2,100 to \$2,496:	10	21,858	9 6	21,232	5 2	9,531
Grade 3. Range \$1,902 to \$2,298:	16	31,554	16 1	31,954	11 9	18,669
Grade 2. Range \$1,704 to \$2,100:	3	5,112	2 9	5,004	3 7	5,353
Subprofessional service:						
Grade 6. Range \$2,320 to \$2,980:	3	7,070	3	6,999	1 4	2,510
Grade 4. Range \$1,902 to \$2,298:					0 8	1,287
Crafts, protective, and custodial service:						
Grade 3. Range \$1,572 to \$1,902:						0 1
Grade 2. Range \$1,440 to \$1,770:	2	3,078	2	3,017	1 4	1,671
<b>Total permanent, departmental.....</b>	<b>91</b>	<b>284,502</b>	<b>89 2</b>	<b>275,864</b>	<b>60 2</b>	<b>152,147</b>
Temporary employment, departmental.....	4	9,400	4 4	10,860	0 6	924
Part-time employment, departmental.....	0 8	1,500	0 9	1,760	0 5	654
W. A. E. employment, departmental.....	1 9	4,800	1 7	4,664	0 7	1,504
Overtime pay, departmental.....				4,695		28,434
<b>All personal services, departmental.....</b>	<b>97 7</b>	<b>300,202</b>	<b>96 2</b>	<b>297,843</b>	<b>62</b>	<b>183,663</b>
<b>PERSONAL SERVICES, FIELD</b>						
Professional service:						
Grade 7. Range \$7,175 to \$8,225:						
Head, food and nutrition division.....	1	7,438	1	7,215	0 7	4,333
Grade 6. Range \$6,230 to \$7,070:						
Bacteriologist.....	1	6,440	1	6,270	0 8	4,044
Chemist.....	1	7,070	1	7,070	1	6,400
Food technologist.....	1	6,440	1	6,432		
Head, housing and household equipment division.....	1	6,440	1	6,262	0 7	3,733



By objects	Obligations					
	Estimate, 1947		Estimate, 1946		Actual, 1945	
	Man-years	Total salary	Man-years	Total salary	Man-years	Total salary
<b>PERSONAL SERVICES, FIELD—continued</b>						
Professional service—Continued						
Grade 6. Range \$6,230 to \$7,070—Con.					0.3	\$1,867
Home economist					1	5,600
Nutrition chemist	1	\$6,440	1	\$6,440	0.2	949
Physicist					0.1	233
Technologist					0.2	1,176
Textile chemist						
Grade 5. Range \$5,180 to \$6,020.					1.1	5,725
Chemist	2	11,200	2	11,038		
Food chemist	1	5,180	0.8	3,985		
Home economist	1	5,180	1	5,180	0.1	192
Household equipment specialist	1	5,180	1	5,180	0.8	3,731
Nutrition specialist	1	5,180	0.8	3,985		
Grade 4. Range \$4,300 to \$5,180:					0.9	3,683
Chemist					1	3,800
Clothing specialist	3	13,120	2.6	11,301	1.9	7,420
Food specialist	2	9,040	2	8,913	0.9	3,614
Home economist					0.1	158
Physiologist	0.3	1,391	0.3	1,391	1	3,800
Textile chemist	1	4,520	1	4,520	1	3,800
Textile physicist	1	4,520	1	4,494	1	3,800
Textile technologist	1	4,300	1	4,300	1	3,800
Grade 3. Range \$3,640 to \$4,300:					1.2	3,625
Chemist	1.9	4,073	1	3,594	1	3,225
Clothing specialist	1	3,860	1	3,775	2.1	6,497
Food specialist	4	15,000	4	14,737	0.7	2,133
Home economist	1	3,750	1	3,712	1.1	3,931
Household equipment specialist	4	15,119	3.8	14,599	0.4	1,323
Physiologist	1	3,640	0.8	2,900	1	3,225
Statistician	1	3,750	1	3,682	8.6	21,922
Textile chemist			0.1	72	23.5	47,139
Grade 2. Range \$2,980 to \$3,640	11	33,440	12.2	36,809		
Grade 1. Range \$2,320 to \$2,980	32	76,880	29.3	72,653		
<b>Clerical, administrative, and fiscal service:</b>						
Grade 7. Range \$2,980 to \$3,640					1	2,700
Grade 5. Range \$2,320 to \$2,980	1	2,430	1	2,430	1	2,000
Grade 4. Range \$1,902 to \$2,496	5	11,292	4.9	11,028	4.9	9,297
Grade 3. Range \$1,502 to \$2,298	6	11,742	7.5	14,514	5.6	9,185
Grade 2. Range \$1,704 to \$2,100	1	1,704	1	1,704	0.7	950
<b>Subprofessional service:</b>						
Grade 8. Range \$2,980 to \$3,640	1	3,310	1	3,310	1	2,800
Grade 5. Range \$2,100 to \$2,496	12	25,926	14.2	31,111	11.3	20,341
Grade 4. Range \$1,902 to \$2,298	11	21,456	12.6	24,797	10.3	16,742
Grade 3. Range \$1,704 to \$2,100	1	1,770	1	1,747	1.9	2,835
Grade 2. Range \$1,572 to \$1,968	5	8,652	5.9	10,072	6.8	9,029
<b>Crafts, protective, and custodial service:</b>						
Grade 3. Range \$1,572 to \$1,902	1	1,902	1	1,902	1.3	2,000
Grade 2. Range \$1,440 to \$1,770	8	12,180	9.9	14,945	10.4	12,646
Unclassified	36	65,000	36	65,000	24.2	40,673
Total permanent, field	165.2	435,940	169.8	442,960	134.8	292,316
Temporary employment, field	5	9,594	4.2	9,392	1.5	3,875
Part-time employment, field	1.2	900	1	840		
W. A. E. employment, field	0.5	742	1.1	1,040	0.7	950
W. O. C. employment, field	0.5	0	0.5	0	0.2	0
Casual employment, field					1.6	3,836
Overtime pay, field				7,280		50,368
All personal services, field	172.4	447,176	176.6	461,512	138.8	351,375
01 Personal services (net)	270.1	747,378	272.8	759,355	200.8	535,038
<b>OTHER OBLIGATIONS</b>						
02 Travel		20,360		20,360		8,273
03 Transportation of things		1,880		1,880		427
04 Communication services		6,650		6,650		4,691
05 Rents and utility services		7,455		7,455		6,836
07 Other contractual services		79,700		76,625		58,172
08 Supplies and materials		41,167		39,265		30,765
09 Equipment		12,410		11,410		7,872
Total other obligations		169,622		163,645		115,036
Grand total obligations		917,000		923,000		650,074
Transferred to "Salaries and expenses, Office of Information, Department of Agriculture"						
Net total obligations		917,000		923,000		660,469
Covered into Treasury as miscellaneous receipts, Public Law 529						+10,395
Excess of obligations over appropriation due to Public Law 106				-73,000		
Estimated savings, unobligated balance						146,041
Total estimate or appropriation		917,000		850,000		806,630
<b>BY PROJECTS OR FUNCTIONS</b>						
1. Food and nutrition investigations		\$305,553		\$303,611		\$228,300
2. Family economics investigations		285,190		283,338		129,811
3. Textiles and clothing investigations		159,656		158,640		125,046
4. Housing and household equipment investigations		111,227		110,510		49,133
5. Home economics information		55,344		54,926		38,982
6. Overtime pay				11,975		78,802
Grand total obligations		917,000		923,000		650,074
Adjustments (see objects schedule for detail)				-73,000		+156,556
Total estimate or appropriation		917,000		850,000		806,630

Special Research Fund, Department of Agriculture (Bureau of Human Nutrition and Home Economics)—

By objects	Obligations					
	Estimate, 1947		Estimate, 1946		Actual, 1945	
	Man-years	Total salary	Man-years	Total salary	Man-years	Total salary
<i>For special researches in nutrition</i>						
<b>PERSONAL SERVICES, FIELD</b>						
Professional service:						
Grade 6. Range \$6,230 to \$7,070:						
Technologist					0.9	\$5,367
Grade 4. Range \$4,300 to \$5,180:						
Chemist	1	\$4,520	1	\$4,520	0.9	3,642
Physiologist	0.7	3,129	0.7	3,129	0.9	3,642
Grade 3. Range \$3,640 to \$4,300:						
Chemist	0.9	3,317	0.9	3,220		
Grade 2. Range \$2,980 to \$3,640	1	3,090	1	3,090		
Grade 1. Range \$2,320 to \$2,980	4	9,720	4	9,699	3.7	7,227
<b>Subprofessional service:</b>						
Grade 5. Range \$2,100 to \$2,496	4	8,664	4	8,587	2.2	3,925
Grade 4. Range \$1,902 to \$2,298	1	2,034	1	1,983	1.9	3,120
Grade 3. Range \$1,704 to \$2,100	2	3,096	2	3,547	0.7	960
Grade 2. Range \$1,572 to \$1,968	3.9	6,492	3.9	6,435	3.1	4,597
<b>Crafts, protective, and custodial service:</b>						
Grade 2. Range \$1,440 to \$1,770	1.1	1,504	1.1	1,504	2.3	2,866
Total permanent, field	19.6	46,136	19.6	45,777	16.6	35,346
Overtime pay, field				813		6,824
01 Personal services (net)	19.6	46,136	19.6	46,590	16.6	42,170
<b>OTHER OBLIGATIONS</b>						
03 Transportation of things						1
04 Communication services		30		30		
07 Other contractual services		210		210		173
08 Supplies and materials		3,639		3,665		3,763
09 Equipment		50		50		43
Total other obligations		3,920		3,955		3,980
Grand total obligations		50,056		50,545		46,150
Allotted from "Special research fund, Department of Agriculture"		-50,056		-50,545		-48,055
Covered into Treasury as miscellaneous receipts, Public Law 529						+2
Estimated savings, unobligated balance						1,903
Total estimate or appropriation						

Exportation and Domestic Consumption of Agricultural Commodities, Department of Agriculture (Bureau of Human Nutrition and Home Economics)—

By objects	Obligations					
	Estimate, 1947		Estimate, 1946		Actual, 1945	
	Man-years	Total salary	Man-years	Total salary	Man-years	Total salary
<i>Study of the utilization of agricultural commodities</i>						
<b>PERSONAL SERVICES, DEPARTMENTAL</b>						
Professional service:						
Grade 4. Range \$4,300 to \$5,180:						
Food economist					0.8	\$3,029
Information specialist					0.7	2,554
Grade 3. Range \$3,640 to \$4,300:						
Home economist					0.8	2,475
Information specialist					0.1	400
Clerical, administrative, and fiscal service:						
Grade 3. Range \$1,902 to \$2,298					0.2	267
Subprofessional service:						
Grade 6. Range \$2,320 to \$2,980					0.4	750
Total permanent, departmental					3	9,475
Overtime pay, departmental						1,705
All personal services, departmental					3	11,180
<b>PERSONAL SERVICES, FIELD</b>						
Professional service:						
Grade 3. Range \$3,640 to \$4,300:						
Food specialist					0.8	2,281
Grade 1. Range \$2,320 to \$2,980					2.8	4,457
Total permanent, field					3.1	6,768
Overtime pay, field						1,421
All personal services, field					3.1	8,189
01 Personal services (net)					6.1	19,369
Allotted from "Exportation and domestic consumption of agricultural commodities, Department of Agriculture"						
Covered into Treasury as miscellaneous receipts, Public Law 529						-19,460
Estimated savings, unobligated balance						+1180
Total estimate or appropriation						

**AGRICULTURAL RESEARCH ADMINISTRATION—Continued**  
**BUREAU OF HUMAN NUTRITION AND HOME ECONOMICS—Continued**  
**Working Fund, Agriculture, Bureau of Human Nutrition and Home Economics—**

By objects	Obligations					
	Estimate, 1947		Estimate, 1946		Actual, 1945	
<i>For investigations in food compression and in the packaging of dehydrated compressed food products</i>						
<b>PERSONAL SERVICES, FIELD</b>						
Professional service:	Man-	Total	Man-	Total	Man-	Total
Grade 3. Range \$3,640 to \$4,300:	years	salary	years	salary	years	salary
Food specialist					0.2	\$514
Grade 1. Range \$2,320 to \$2,980:					0.1	250
Subprofessional service:						
Grade 3. Range \$1,704 to \$2,100:					0.1	208

By objects	Obligations					
	Estimate, 1947		Estimate, 1946		Actual, 1945	
<i>For investigations in food compression and in the packaging of dehydrated compressed food products—Continued</i>						
<b>PERSONAL SERVICES, FIELD—continued</b>						
Crafts, protective, and custodial service: Grade 2. Range \$1,440 to \$1,770:	Man-	Total	Man-	Total	Man-	Total
	years	salary	years	salary	years	salary
					0.1	\$173
Total permanent, field:					0.5	1,145
Overtime pay, field:						244
<b>01 Personal services (net)</b>						1,389
Grand total obligations:						1,389
Prior year balance available in 1945:						-4,649
Estimated savings, unobligated balance:						3,260
Total estimate or appropriation:						

Statement of proposed expenditures for purchase, maintenance, repair, and operation of passenger-carrying vehicles for the fiscal year ending June 30, 1947

**BUREAU OF HUMAN NUTRITION AND HOME ECONOMICS**

Appropriation	Vehicles (motor unless otherwise indicated) to be purchased		Old vehicles to be exchanged		Net cost of vehicles to be purchased	Old vehicles still to be used	Total maintenance, repair, and operation, all vehicles	Public purpose and users
	Number	Gross cost	Number	Allowance (estimated)				
Salaries and expenses:	1	\$1,050			\$1,050		\$250	For travel by officials of the Bureau to enable personnel to operate more adequately at the sites of various projects carried on by the Bureau.

**BELTSVILLE RESEARCH CENTER**

**Beltsville Research Center, Agricultural Research Administration—**

Transferred to "Salaries and expenses, Office of Administrator, Agricultural Research Administration"; 1945, \$130,760.

Total, Agricultural Research Administration, general account:

Estimate 1947, \$52,415,900      Appropriated 1946, \$44,061,183

**WHITE PINE BLISTER RUST CONTROL**

**White Pine Blister Rust Control, Department of Agriculture—**

For expenses necessary to enable the Secretary to carry out the purposes of the Act entitled "An Act for forest protection against the white pine blister rust", approved April 26, 1940 (16 U. S. C. 594a), and in accordance with the provisions thereof, including the employment of persons and means in the District of Columbia and elsewhere, [\$2,923,867] \$7,000,000, of which amount [\$259,838] \$646,418 shall be available to the Department of the Interior for control of white pine blister rust on or endangering Federal lands under the jurisdiction of that Department or lands of Indian tribes which are under the jurisdiction of or retained under restrictions of the United States; [\$1,266,066] \$2,599,471 of said amount to the Forest Service for the control of white pine blister rust on or endangering lands under its jurisdiction; and [\$1,397,963] \$3,754,111 of said amount to the Bureau of Entomology and Plant Quarantine for leadership and general coordination of the entire program, method development, and for operations conducted under its direction for such control, including, but not confined to, cooperation with individual States, local authorities and private agencies in the control of white pine blister rust on or endangering State and privately owned lands. (7 U. S. C. 151-167; Act of May 5, 1945, Public Law 52.)

Annual appropriation, general account:

Estimate 1947, \$7,000,000      Appropriated 1946, \$2,923,867

By objects	Obligations		
	Estimate, 1947	Estimate, 1946	Actual, 1945
Transferred to—			
"White pine blister rust control (entomology and plant quarantine, Agricultural Research Administration)":	\$3,754,111	\$1,501,563	\$340,953
"White pine blister rust control (Forest Service)":	2,599,471	1,392,350	1,219,900
"White pine blister rust control, Department of Agriculture (transfer to Interior)":	646,418	299,954	203,173
Total transfers:	7,000,000	3,193,867	2,264,026
Excess of obligations over appropriation due to Public Law 106:		-270,000	
Total estimate or appropriation:	7,000,000	2,923,867	2,264,026

Consolidated schedule of obligations under "White pine blister rust control, Department of Agriculture." Detailed obligations are shown under each of the agencies to which transfers are made as shown in the preceding schedule

By objects	Obligations					
	Estimate, 1947		Estimate, 1946		Actual, 1945	
	Man-	Total	Man-	Total	Man-	Total
	years	salary	years	salary	years	salary
Total personal services:	3,464.7	\$5,964,472	1,446.8	\$2,657,275	877.6	\$1,558,002
Overtime pay:				93,143		355,685
<b>01 Personal services (net)</b>	3,464.7	5,964,472	1,446.8	2,750,418	877.6	1,913,687
<b>OTHER OBLIGATIONS</b>						
02 Travel:		92,450		42,450		26,249
03 Transportation of things:		23,900		14,200		11,482





FOREST SERVICE—Continued

SALARIES AND EXPENSES—continued

Salaries and Expenses, Forest Service—Continued

By objects	Obligations					
	Estimate, 1947		Estimate, 1946		Actual, 1945	
	Man-years	Total salary	Man-years	Total salary	Man-years	Total salary
<b>PERSONAL SERVICES, DEPARTMENTAL—CON.</b>						
Professional service—Continued						
Grade 7. Range \$7,175 to \$8,225:					0.8	\$5,625
Associate chief.....					2.6	18,837
Assistant chief.....	1	\$7,700	1	\$7,700		
Engineer.....	0.5	3,719	0.5	3,719		
Grade 6. Range \$6,230 to \$7,070:						
Assistant to chief.....	1	7,070	1	7,070	1	6,400
Engineer.....					0.5	3,164
Forester.....	1	7,070	1	7,070	1	6,400
Inspector.....	1	6,440	1	6,440	1	5,600
Fire prevention specialist.....					1	6,400
Grade 5. Range \$5,180 to \$6,020:						
Architect.....	1	6,020	1	6,020	0.9	4,983
Engineer.....	0.5	3,010	0.5	3,010	0.8	4,440
Forester.....	4.4	24,556	4.4	24,416	4.4	20,745
Information specialist.....	1	5,810	1	5,810	1	5,100
Grade 4. Range \$4,300 to \$5,180:						
Editor.....	1.8	8,620	1.8	8,620	1.8	6,857
Information specialist.....	2	9,370	2	9,370	2.3	9,431
Grade 3. Range \$3,640 to \$4,300:						
Cartographic engineer.....	1	3,970	1	3,970	1	3,400
Forest ecologist.....					1	3,475
Information specialist.....	1	3,750	1	3,750	0.5	1,698
Grade 2. Range \$2,980 to \$3,640:						
Clerical, administrative, and fiscal service:	3	10,370	3	10,316	3	8,622
Grade 15. Range \$8,750 to \$9,800:						
Assistant chief.....	1	8,750	1	8,750	0.3	2,354
Grade 14. Range \$7,175 to \$8,225:						
Assistant chief.....					0.7	5,312
Grade 13. Range \$6,230 to \$7,070:						
Forester.....	3	21,000	3	20,948	3	18,800
Grade 12. Range \$5,180 to \$6,020:						
Administrative officer.....	5	28,100	5	27,965	5.2	25,850
Grade 11. Range \$4,300 to \$5,180:						
Administrative officer.....	3	14,220	3	14,220	3.4	14,216
Fiscal accountant.....	1	4,740	1	4,685	1	4,000
Fiscal inspector.....	3	13,560	3	13,560	0.5	1,778
Motion picture director.....	1	4,900	1	4,905	1	4,200
Motion picture editor specialist.....					0.4	1,814
Special writer.....					0.5	2,077
Grade 10. Range \$3,970 to \$4,630:						
Information officer.....					0.6	2,200
Grade 9. Range \$3,640 to \$4,300:						
Administrative assistant.....	3	11,432	3	11,365	1.8	5,666
Exhibit designer.....	1	4,190	1	4,162	1	3,575
Fiscal accountant.....	1	3,860	1	3,832	0.8	2,493
Investigator.....	1	3,750	1	3,750	1	3,200
Visual information specialist.....	1	4,190	1	4,135	0.4	1,350
Grade 8. Range \$3,310 to \$3,970:						
Forester.....	3	10,920	3	10,809	3.2	9,982
Grade 7. Range \$2,980 to \$3,640:						
Biologist.....	8	25,600	8	25,301	7.7	22,523
Forester.....	5	14,790	5	14,679	6	15,339
Grade 6. Range \$2,650 to \$3,310:						
Biologist.....	24.5	63,560	24.5	62,875	24.5	54,827
Forester.....	33	74,811	33	74,442	33.1	62,510
Grade 5. Range \$2,320 to \$2,980:						
Biologist.....	17	35,370	17	35,215	16.4	28,131
Forester.....	6	10,815	6	10,764	5.7	8,480
Grade 4. Range \$1,902 to \$2,298:						
Subprofessional service:	1	1,506	1	1,506	1	1,500
Grade 8. Range \$2,980 to \$3,640:						
Engineer.....	1	3,640	1	3,640	0.7	2,080
Grade 7. Range \$2,650 to \$3,310:						
Engineer.....	2	6,208	2	6,180	2.1	5,262
Grade 6. Range \$2,320 to \$2,980:						
Engineer.....	1	2,540	1	2,513	1	2,046
Crafts, protective, and custodial service:						
Grade 4. Range \$1,775 to \$2,166:						
Engineer.....	1	2,034	1	1,984	1	1,635
Grade 3. Range \$1,572 to \$1,902:						
Engineer.....	13	22,020	13	21,892	10.5	14,575
Grade 2. Range \$1,440 to \$1,770:						
Engineer.....	1	1,440	1	1,440	2.9	3,351
Total permanent, departmental.....	165.7	551,270	165.7	547,930	165.4	480,060
W. A. E. employment, departmental.....	1	1,788	1	1,788	4.1	5,888
W. O. C. employment, departmental.....	1	0	1	0	1	0
Overtime pay, departmental.....				10,340		81,840
<b>01 Personal services (net).....</b>	<b>167.7</b>	<b>553,058</b>	<b>167.7</b>	<b>560,058</b>	<b>170.5</b>	<b>567,788</b>
<b>OTHER OBLIGATIONS</b>						
02 Travel.....		20,990		20,990		28,745
03 Transportation of things.....		4,500		4,500		4,385
04 Communication services.....		11,500		11,500		11,322
05 Rents and utility services.....		500		500		487
07 Other contractual services.....		10,500		10,500		10,518
08 Supplies and materials.....		10,252		10,252		15,643
09 Equipment.....		700		700		734
Total other obligations.....		58,942		58,942		71,844
Grand total obligations.....		612,000		619,000		639,632
Reimbursements for services performed.....		-2,000		-2,000		-15,500
Net total obligations.....		610,000		617,000		624,132
Covered into Treasury as miscellaneous receipts, Public Law 529.....						+220
Excess of obligations over appropriation due to Public Law 106.....				-75,000		
Estimated savings, unobligated balance.....						648
Total estimate or appropriation.....		610,000		542,000		625,000

National forest protection and management: For the administration, protection, use, maintenance, improvement, and development of the national forests, including the establishment and maintenance of forest tree nurseries, including the procurement of tree seed and nursery stock by purchase, production, or otherwise, seeding and tree planting and the care of plantations and young growth; the operation and maintenance of airplanes and the purchase of not to exceed eight four; the maintenance of roads and trails and the construction and maintenance of all other improvements necessary for the proper and economical administration, protection, development, and use of the national forests, including experimental areas under Forest Service administration, except that where, in the opinion of the Secretary, direct purchases will be more economical than construction, improvements may be purchased; the construction (not to exceed \$10,000 for any one structure), equipment, and maintenance of sanitary and recreational facilities; control of destructive forest tree diseases and insects; timber cultural operations; development and application of fish and game management plans; propagation and transplanting of plants suitable for planting on semiarid portions of the national forests; estimating and appraising of timber and other resources and development and application of plans for their effective management, sale, and use; examination, classification, surveying, and appraisal of land incident to effecting exchanges authorized by law and of lands within the boundaries of the national forests that may be opened to homestead settlement and entry under the Act of June 11, 1906, and the Act of August 10, 1912 (16 U. S. C. 506-509), as provided by the Act of March 4, 1913 (16 U. S. C. 512); investigation and establishment of water rights, including the purchase thereof or of lands or interests in lands or rights-of-way for use and protection of water rights necessary or beneficial in connection with the administration and public use of the national forests; and all expenses necessary for the use, maintenance, improvement, protection, and general administration of the national forests; \$16,649,100 \$20,915,000. (16 U. S. C. 471-583; Act of May 5, 1945, Public Law 52; Act of Dec. 28, 1945, Public Law 269.)

Estimate 1947, \$20,915,000 Appropriated 1946, \$16,949,100  
 \* Includes \$300,000 appropriated in the First Deficiency Appropriation Act, 1946.

By objects	Obligations					
	Estimate, 1947		Estimate, 1946		Actual, 1945	
	Man-years	Total salary	Man-years	Total salary	Man-years	Total salary
<b>PERSONAL SERVICES, DEPARTMENTAL</b>						
Professional service:						
Grade 7. Range \$7,175 to \$8,225:						
Forester.....	3	\$22,049	3	\$21,984	0.5	\$3,521
Grade 6. Range \$6,230 to \$7,070:						
Biologist.....	1	6,440	1	6,370	1.1	6,517
Forester.....	4.8	30,954	4.8	30,919	4.6	27,533
Grazing inspector.....					0.8	5,333
Topographic engineer.....	1	6,650	0.5	3,255		
Fire prevention specialist.....	1	7,070	1	7,070		
Grade 5. Range \$5,180 to \$6,020:						
Range examiner.....	2.6	13,678	1.8	9,446	1.9	9,240
Forester.....	2	11,410	2	11,322	2	10,000
Engineer.....	1	5,300	0.5	2,695		
Grade 4. Range \$4,300 to \$5,180:						
Forester.....	1	4,520	1	4,520	1	3,900
Grade 3. Range \$3,640 to \$4,300:						
Engineer.....	2	7,280	1	3,640		
Grade 2. Range \$2,980 to \$3,640:						
Clerical, administrative, and fiscal service:	1	2,980	0.5	1,490		
Grade 12. Range \$5,180 to \$6,020:						
Administrative officer.....	1	5,810	1	5,757	1	5,000
Grade 9. Range \$3,640 to \$4,300:						
Administrative assistant.....	1	3,750	1	3,750	1	3,200
Grade 7. Range \$2,980 to \$3,640:						
Engineer.....	1	3,090	1	3,090	0.1	348
Grade 6. Range \$2,650 to \$3,310:						
Engineer.....	2	6,070	2	6,015		
Grade 5. Range \$2,320 to \$2,980:						
Engineer.....	5	13,140	5	13,112	2.1	4,650
Grade 4. Range \$2,102 to \$2,496:						
Engineer.....	9.5	20,280	4.5	9,725	3.1	6,019
Grade 3. Range \$1,902 to \$2,298:						
Engineer.....	5	9,806	2.5	5,018	0.7	1,330
Subprofessional service:						
Grade 6. Range \$2,320 to \$2,980:						
Engineer.....	1	2,320	0.5	1,160		
Total permanent, departmental.....	45.9	182,687	34.6	150,338	19.9	86,591
W. A. E. employment, departmental.....						20
Overtime pay, departmental.....				2,036		11,400
All personal services, departmental.....	45.9	182,687	34.6	152,374	19.9	98,011
<b>PERSONAL SERVICES, FIELD</b>						
Professional service:						
Grade 7. Range \$7,175 to \$8,225:						
Director, tropical forestry unit.....	0.4	2,870	0.4	2,870	0.2	1,300
Regional forester.....	10	76,160	10	75,825	10.7	73,004
Grade 6. Range \$6,230 to \$7,070:						
Assistant regional forester.....	54.7		54.7		53.6	
Associate regional forester.....	1	368,669	1	365,893		314,731
Economist.....	1	7,070	1	7,070	1.4	8,730
Forester.....	1	6,440	1	6,440	1	5,750
Forester.....	1	6,860	1	6,807	0.6	3,360

By objects	Obligations			By objects	Obligations		
	Estimate, 1947	Estimate, 1946	Actual, 1945		Estimate, 1947	Estimate, 1946	Actual, 1945
<b>PERSONAL SERVICES, FIELD—continued</b>				<b>PERSONAL SERVICES, FIELD—continued</b>			
<b>Professional service—Continued</b>				<b>Clerical, administrative, and fiscal service—Continued</b>			
Grade 5. Range \$5,180 to \$6,020:				Grade 6. Range \$2,650 to \$3,310	35.5	35.5	32.8
Assistant to assistant regional forester	5.7 \$33,390	5.7 \$33,057	7.6 \$39,776		\$103,290	\$102,349	\$81,706
Civil engineer	2 11,830	2 11,725	2 10,200	Grade 5. Range \$2,320 to \$2,980	121.5	121.5	110.6
Forester	32.5 179,980	32.5 178,110	30 151,973		307,400	303,718	235,677
Forest supervisor	117.1 651,762	117.1 645,707	103.2 500,921	Grade 4. Range \$2,100 to \$2,496	204	203.4	187.8
Information specialist	2 11,200	2 11,147	1.9 9,283		447,408	442,721	358,923
Logging engineer	3 17,430	3 17,324	2.9 14,967	Grade 3. Range \$1,902 to \$2,298	333.7	323.7	321.2
Radio engineer	1 5,390	1 5,390	1 4,600		674,832	651,636	547,511
Range examiner	9.3 51,240	9.3 50,878	8.8 40,861	Grade 2. Range \$1,704 to \$2,100	160.2	160.2	142.3
Silviculturist	2 10,570	2 10,459	0.8 3,874		286,854	285,087	212,054
Structural engineer	1 5,180	1 5,180	0.3 1,380	Grade 1. Range \$1,506 to \$1,902	12.9 20,325	12.9 20,191	13.9 17,575
Topographic engineer	2 10,570	2 10,513	1.8 8,855	<b>Subprofessional service:</b>			
Training and safety officer	43.1 197,949	43.1 196,041	46.3 186,213	Grade 8. Range \$2,980 to \$3,640	227.1	224.1	263.2
Grade 4. Range \$4,300 to \$5,180:					767,651	752,076	732,223
Forester	18.8 86,100	18.8 85,220	30.8 125,007	Grade 7. Range \$2,650 to \$3,310	310.6	295.6	286.6
Forest supervisor	21.8 103,890	21.8 102,903	17.9 69,110		885,270	836,719	682,035
Assistant forest supervisor	1.5 6,670	1.5 6,670	1 3,867	Grade 6. Range \$2,320 to \$2,980	303.2	287.7	276.7
Information specialist	1 4,960	1 4,850	1 4,200		748,800	704,111	572,837
Landscape architect	1 4,740	1 4,545	1 3,850	Grade 5. Range \$2,100 to \$2,496	332.3	321.3	316.8
Biologist	3 13,780	3 13,780	2.6 10,423		727,635	700,785	580,716
Range examiner	1 4,960	1 4,900	1.9 7,683	Grade 4. Range \$1,902 to \$2,298	222.1	222.1	224.7
Architectural engineer	2.1 10,218	2.1 10,212	3 12,371		445,422	442,577	371,732
Civil engineer	1 4,520	1 4,520	1 3,800	Grade 3. Range \$1,704 to \$2,100	194	158	160.7
Communications engineer	3.5 15,711	3.5 15,711	3.9 15,501		345,624	282,550	235,757
Equipment engineer	2.8 13,272	2.8 13,101	3 12,225	Grade 2. Range \$1,572 to \$1,968	0.2 315	0.2 315	0.9 1,180
Logging engineer	7.5 35,770	4.5 22,815	4 17,396	<b>Crafts, protective, and custodial service:</b>			
Topographic engineer	1.4 7,032	1.4 6,907	1 4,000	Grade 10. Range \$2,980 to \$3,640	23.8 74,840	23.8 74,158	18.6 49,763
Airplane pilot	1.8 7,965	1.8 7,965	1 4,000		9 26,270	9 26,000	10.2 24,685
Architect	4 18,300	4 18,098	2.5 9,886	Grade 9. Range \$2,650 to \$3,310	22.7 61,618	22.7 60,877	24 55,629
Engineer	1 4,960	1 4,805	1 4,200	Grade 8. Range \$2,320 to \$2,980	30.2 72,792	30.2 72,348	28.4 59,000
Exhibits assistant	1.4 6,548	1.4 6,493	1.3 5,533	Grade 7. Range \$2,064 to \$2,562	17.2 39,169	17.2 38,896	21.1 39,246
Silviculturist	2.5 11,080	2.5 11,025	2.3 8,867	Grade 6. Range \$1,908 to \$2,304	1 1,968	1 1,968	1.5 2,668
Training and safety officer	1.4 5,470	1.4 5,421	0.6 2,131	Grade 4. Range \$1,770 to \$2,166	23.9 44,448	23.9 44,100	22.7 35,085
Grade 3. Range \$3,640 to \$4,300:				Grade 3. Range \$1,572 to \$1,968	11.3 18,879	11.3 18,746	12.1 16,504
Airplane pilot	2 7,940	2 7,885	1.7 5,625	Grade 2. Range \$1,440 to \$1,770	15.5 22,815	15.5 22,650	18.8 22,560
Automotive engineer	6.2 24,658	6.2 24,330	7.2 25,272	Grade 1. Range \$864 to \$1,152	0.2 173	0.2 173	0.2 173
Civil engineer	2 7,720	2 7,720	2 6,600	Unclassified	429.6	429.6	428.7
Communications engineer	2.5 9,740	2.5 9,643	2.8 9,243		909,066	909,066	869,928
Construction engineer	2.2 8,448	2.2 8,336	3.3 11,210	Total permanent, field	4,668.1	4,491.5	4,372.7
Logging engineer	15.9 60,010	4.9 19,819	4 8 17,316		13,505,781	12,954,428	10,847,801
Topographic engineer	133.3 508,708	133.3 504,628	125 424,310	Temporary employment, field	1,898.1	1,464.6	1,314.7
Forester	2 7,610	2 7,610	1 3,290		3,564,120	2,757,365	2,143,804
Information specialist	3 11,800	3 11,675	2.2 7,327	Part-time employment, field	69.9 37,743	69.9 37,743	65.1 29,302
Landscape architect	26.5 101,850	22.5 86,657	16 53,963	W. A. E. employment, field	198.6	198.6	159.8
Range examiner	59.7 239,319	59.7 237,478	55.9 191,747		325,184	325,184	234,990
Assistant forest supervisor	4.2 16,388	4.2 16,210	4.3 13,917	W. O. C. employment, field	5 0	5 0	5 0
Fire control officer	0.5 1,930	0.5 1,930	0.1 320	Casual employment, field	342.7	342.7	369.6
Assistant regional training officer	0.2 860	0.2 860	1 3,400		577,372	577,372	556,955
Architect	1 3,860	1 3,801	1 3,250	Night-work differential, field	2 293	2 293	2,759,035
Conservationist	191.3 717,190	191.3 711,737	122.1 391,618	Additional pay for foreign service, field	42,586	42,586	36,981
District forest ranger	4.4 17,049	4.4 17,049	5.2 17,906	All personal services, field	7,182.4	6,572.3	6,286.9
Engineer	1 3,970	1 3,970	1 3,475		18,055,079	17,304,297	16,608,868
Exhibit designer	5 18,200	5 18,200	0.9 2,933	Total, departmental and field	7,228.3	6,606.9	6,306.8
Nurseryman	1 3,750	1 3,750	0.7 2,548		18,237,766	17,456,671	16,706,879
Parachute project administrative officer	0.7 2,548	0.7 2,548	2.2 7,066	Deduct quarters and subsistence furnished	253,804	253,804	241,053
Photographer	3 11,140	3 11,037	2 7,066	01 Personal services (net)	7,228.3	6,606.9	6,306.8
Radio engineer	446.9 1,445,915	407.4 1,315,172	425.9 1,179,720		17,983,962	17,202,867	16,465,826
Grade 2. Range \$2,980 to \$3,640				<b>OTHER OBLIGATIONS</b>			
Grade 1. Range \$2,320 to \$2,980	83.6 208,494	61.6 155,724	54.7 120,051	02 Travel	727,271	632,300	612,600
<b>Clerical, administrative, and fiscal service:</b>				03 Transportation of things	200,700	175,200	161,548
Grade 13. Range \$6,230 to \$7,070:				04 Communication services	157,620	155,300	144,515
Regional fiscal agent	3.8 23,684	3.8 23,684	2.2 12,366	05 Rents and utility services	364,100	353,000	344,648
Grade 12. Range \$5,180 to \$6,020:				07 Other contractual services	477,232	485,100	497,601
Regional fiscal agent	6.2 34,090	6.2 33,792	7.9 38,295	08 Supplies and materials	2,892,424	2,554,505	2,520,357
Administrative officer	5 26,530	5 26,257	3.4 15,640	09 Equipment	2,069,080	1,934,480	1,902,564
Supply officer	1 5,390	1 5,390	1 4,600	10 Lands and structures	4,265	4,265	5,011
Grade 11. Range \$4,300 to \$5,180:				11 Grants, subsidies, and contributions	132	132	132
Administrative officer	10 45,860	10 45,667	11.2 43,707	13 Refunds, awards, and indemnities			240
Deputy regional fiscal agent	9.2 43,520	9.2 43,159	9.4 39,631	Total other obligations	6,892,814	6,294,282	6,189,216
Parachute rigger	1 4,740	1 4,630	1 3,986	Grand total obligations	24,876,776	23,497,149	22,655,042
Visional educational officer	1 5,180	1 5,180	1 4,450	Reimbursements for services performed	-3,961,776	-3,998,049	-4,406,512
Regional law enforcement officer	1 4,300	1 4,300	0.1 380	Transferred to—			
Grade 10. Range \$3,970 to \$4,630:				"Salaries and expenses, Office of Information, Department of Agriculture"			+4,847
Editor	1 4,190	1 4,185	0.8 3,136	"Salaries and expenses, Forest Service," forest resources investigations			+16,700
Inspector of accounts	2.5 10,695	2.5 10,641	3.3 12,474	Net total obligations	20,915,000	19,499,100	18,270,077
Regional fiscal inspector	2.5 10,365	2.5 10,218	2.6 9,117	Covered into Treasury as miscellaneous receipts, Public Law 529		-2,550,000	+6,200
Property and supply officer	1 3,970	1 3,970		Excess of obligations over appropriation due to Public Law 106			49,149
Grade 9. Range \$3,640 to \$4,300:				Estimated savings, unobligated balance			
Information specialist	1.7 6,938	1.7 6,938	1.7 6,242	Total estimate or appropriation	20,915,000	16,949,100	18,325,426
Exhibition assistant	1 3,750	1 3,711		<b>BY PROJECTS OR FUNCTIONS</b>			
Regional fiscal accountant	4.8 17,824	4.8 17,660	5.8 19,353	1. General management, operation, and regulation of national forest properties, including enforcement of Federal laws and regulations applicable to the national forests	\$6,135,913	\$6,092,491	\$5,328,979
Regional auditor	6.5 25,040	6.5 24,883	6.8 22,552				
Administrative assistant	101.5 397,730	101.5 394,715	91.6 311,297				
Fire prevention specialist	1 3,860	1 3,833	1 3,250				
Superintendent of construction			0.2 640				
Regional law enforcement officer			0.6 1,945				
Grade 8. Range \$3,310 to \$3,970	42.8 154,692	42.8 153,490	41.3 127,651				
Grade 7. Range \$2,980 to \$3,640	56.5 181,185	56.5 179,452	56.1 153,574				

**FOREST SERVICE—Continued**  
SALARIES AND EXPENSES—continued

**Salaries and Expenses, Forest Service—Continued**

By projects or functions	Obligations		
	Estimate, 1947	Estimate, 1946	Actual, 1945
2. Maintenance of improvements other than roads and trails (includes telephone lines, fences, lookout towers and observatories, firebreaks, offices, barns, garages, dwellings, outhouses, water developments, pipe lines, public camp grounds, landing fields, etc.)	\$1,649,389	\$1,140,889	\$967,404
3. Forest fire control, including prevention of fires and maintenance of a detection and "smoke chaser" organization	6,158,335	6,131,301	5,489,505
4. Control of tree-destroying insects and rodents on national forests	98,787	98,787	98,763
5. Timber and forest products sales, free and administrative timber use, (timber surveys, management plans, and timber-stand improvement)	3,044,502	3,027,202	2,339,561
6. Allocation and issuance of grazing permits, supervision of range use by domestic livestock, control of poisonous plants, range surveys, and range-management plans on national forests	712,102	607,580	423,470
7. Protection of the wildlife resources, preservation of forest conditions conducive to the propagation of wildlife, reduction in number of game animals in overstocked areas, wildlife surveys, and management plans	126,689	125,969	112,631
8. Enforcement of sanitary laws, garbage disposal, policing, and other requisite measures for safeguarding health and safety of national forest users	313,805	212,723	149,299
9. Land-use management on national forests, including rental of land; land classification; action on claims entered under public land laws; location and posting of national forest boundaries; general surveys, plans and maps, aerial photography; land exchange	1,181,954	697,514	422,650
10. Protection, development, and management of water resources of the national forests	37,030	36,761	32,825
11. Construction of improvements other than roads and trails (includes telephone lines, fences, lookout towers and observatories, firebreaks, offices, barns, garages, dwellings, outhouses, water developments, pipe lines, public camp grounds, landing fields, etc.)	71,684	71,484	69,363
12. Reforestation and revegetation of denuded national forest areas, including plantation care	1,384,810	683,310	245,802
13. Services performed for other agencies	3,961,776	3,961,776	4,204,355
14. Overtime pay		609,362	2,770,435
Grand total obligations	24,876,776	23,497,149	22,655,042
Adjustments (see objects schedule for detail)	-3,961,776	-6,548,049	-4,329,616
Total estimate or appropriation	20,915,000	16,949,100	18,325,426

**Fighting forest fires:** For fighting and preventing forest fires on or threatening lands under Forest Service administration, including lands under contract for purchase or in process of condemnation for Forest Service purposes, \$100,000, which amount shall also be available for meeting obligations of the preceding fiscal year. (16 U. S. C. 551, 553, 579a; 31 U. S. C. 534; Act of May 5, 1945, Public Law 52.)

Estimate 1947, \$100,000

Appropriated 1946, \$100,000

By objects	Obligations		
	Estimate, 1947	Estimate, 1946	Actual, 1945
<b>PERSONAL SERVICES, FIELD</b>			
Professional service:			
Grade 3. Range \$3,640 to \$4,300:			
Engineer			0.1 \$320
Grade 1. Range \$2,320 to \$2,980			0.2 460
Clerical, administrative, and fiscal service:			
Grade 9. Range \$3,640 to \$4,300:			
Administrative assistant			0.1 350
Grade 7. Range \$2,980 to \$3,640			0.4 1,280

By objects	Obligations		
	Estimate, 1947	Estimate, 1946	Actual, 1945
<b>PERSONAL SERVICES, FIELD—continued</b>			
Clerical, administrative, and fiscal service—Continued			
Grade 5. Range \$2,320 to \$2,980			0.1 \$236
Grade 4. Range \$2,100 to \$2,496			0.2 432
Grade 3. Range \$1,902 to \$2,298			0.1 203
Grade 2. Range \$1,704 to \$2,100			1 1,555
Grade 1. Range \$1,506 to \$1,902			0.1 144
Subprofessional service:			
Grade 8. Range \$2,980 to \$3,640			0.3 839
Grade 7. Range \$2,650 to \$3,310			2.9 7,434
Grade 6. Range \$2,320 to \$2,980			2.9 6,343
Grade 5. Range \$2,100 to \$2,496			6.5 13,868
Grade 4. Range \$1,902 to \$2,298			7.5 13,131
Grade 3. Range \$1,704 to \$2,100			6.7 9,854
Crafts, protective, and custodial service:			
Grade 10. Range \$2,980 to \$3,640			0.1 304
Grade 9. Range \$2,650 to \$3,310			0.6 1,626
Grade 8. Range \$2,540 to \$3,200			0.7 1,960
Grade 7. Range \$2,364 to \$2,870			1.7 3,917
Grade 6. Range \$2,166 to \$2,562			1.6 3,006
Grade 4. Range \$1,770 to \$2,166			0.7 1,209
Unclassified			5.8 13,036
Total permanent, field			40.3 81,537
Temporary employment, field			64.9 149,014
Part-time employment, field			0.4 413
W. A. E. employment, field			17.3 31,330
Casual employment, field	50 \$85,000	50 \$85,000	594.2 886,739
Overtime pay, field			92,398
All personal services, field	50 85,000	50 85,000	717.1 1,241,431
Deduct quarters and subsistence furnished			1,863
01 Personal services (net)	50 85,000	50 85,000	717.1 1,239,568
<b>OTHER OBLIGATIONS</b>			
02 Travel	800	800	21,567
03 Transportation of things	5,000	5,000	84,045
04 Communication services	400	400	6,960
05 Rents and utility services	800	800	12,223
07 Other contractual services	4,000	4,000	120,694
08 Supplies and materials	21,500	21,500	360,349
09 Equipment	1,500	1,500	65,252
11 Grants, subsidies, and contributions	6,000	6,000	115,988
Total other obligations	40,000	40,000	787,078
Grand total obligations	125,000	125,000	2,026,646
Reimbursements for services performed	-25,000	-25,000	-50,667
Net total obligations	100,000	100,000	1,975,979
Covered into Treasury as miscellaneous receipts, Public Law 529			+30
Estimated savings, unobligated balance			82,991
Total estimate or appropriation	100,000	100,000	2,059,000
<b>BY PROJECTS OR FUNCTIONS</b>			
1. Fire suppression	\$100,000	\$100,000	\$1,723,475
2. Protection of unappropriated public lands			160,106
3. Services performed for other agencies	25,000	25,000	50,667
4. Overtime pay			92,398
Grand total obligations	125,000	125,000	2,026,646
Adjustments (see objects schedule for detail)	-25,000	-25,000	+32,354
Total estimate or appropriation	100,000	100,000	2,059,000

**Forest research:** For forest research in accordance with the provisions of sections 1, 2, 7, 8, 9, and 10 of the Act entitled "An Act to insure adequate supplies of timber and other forest products for the people of the United States, to promote the full use for timber growing and other purposes of forest lands in the United States, including farm wood lots and those abandoned areas not suitable for agricultural production, and to secure the correlation and the most economical conduct of forest research in the Department of Agriculture through research in reforestation, timber growing, protection, utilization, forest economics, and related subjects", approved May 22, 1928, as amended (16 U. S. C. 581, 581a, 581f-581i), as follows:

**Forest and range management investigations:** Fire, silvicultural, watershed, and other forest investigations and experiments under said section 2, as amended, and investigations and experiments to develop improved methods of management of forest and other ranges under section 7, at forest or range experiment stations or elsewhere, \$870,900. (16 U. S. C. 581a, 581f; Act of May 5, 1945, Public Law 52.)

Estimate 1947, \* \$1,706,000      Appropriated 1946, \$970,900

\* Includes \$374,165 transferred from "Salaries and expenses, Forest Service," range investigations. For comparative purposes the amounts appropriated for 1945 and 1946 are shown in the schedule as transfers.

By objects	Obligations					
	Estimate, 1947		Estimate, 1946		Actual, 1945	
	Man- years	Total salary	Man- years	Total salary	Man- years	Total salary
<b>PERSONAL SERVICES, DEPARTMENTAL</b>						
<b>Professional service:</b>						
Grade 7. Range \$7,175 to \$8,225:						
Ecologist.....	1	\$7,437	0.9	\$6,405		
Grade 6. Range \$6,230 to \$7,070:						
Dendrologist.....	1	6,440	1	6,440	1	\$5,750
Ecologist.....	1	6,230	0.9	5,520		
Inspector in erazing.....			0.1	805	1	6,400
Silviculturist.....	2	13,510	2	13,510	2	12,000
Grade 5. Range \$5,180 to \$6,020:						
Forest ecologist.....	1	5,180	1.1	5,895	1	4,600
Forester.....	2	11,200	1	6,020		
Silviculturist.....	1	5,180	1	5,180	0.3	1,533
Grade 3. Range \$3,640 to \$4,300:						
Forest ecologist.....	2	8,270	2	8,216	1.7	5,898
<b>Clerical, administrative, and fiscal service:</b>						
Grade 9. Range \$3,640 to \$4,300:						
Administrative assistant.....	1	4,300	1	4,300		
Grade 7. Range \$2,980 to \$3,640:						
Director, forest experiment station.....	1	3,640	1	3,613	0.7	2,300
Grade 5. Range \$2,320 to \$2,980:						
Acting director.....	4.5	12,395	4.5	12,395	3.6	9,078
Grade 4. Range \$2,100 to \$2,496:						
Assistant director, forest experiment station.....	6.4	14,718	6.4	14,718	5	10,159
Grade 3. Range \$1,902 to \$2,298:						
Associate director, forest experiment station.....	3	5,706	2	3,804	0.4	603
<b>Subprofessional service:</b>						
Grade 5. Range \$2,100 to \$2,496:						
Range examiner.....	1	2,100	1	2,100	0.4	751
Grade 4. Range \$1,902 to \$2,298:						
Silviculturist.....					0.6	1,057
Total permanent, departmental.....	27.9	106,306	25.9	98,921	17.7	60,129
W. A. E. employment, departmental.....	0.6	1,320	0.6	1,320	0.3	516
Overtime pay, departmental.....						9,716
All personal services, departmental.....	28.5	107,626	26.5	102,057	18	70,361
<b>PERSONAL SERVICES, FIELD</b>						
<b>Professional service:</b>						
Grade 7. Range \$7,175 to \$8,225:						
Director, forest experiment station.....	8.8	65,567	8.8	64,464	7.1	46,769
Grade 6. Range \$6,230 to \$7,070:						
Acting director.....	0.5	3,430	0.5	3,430		
Assistant director, forest experiment station.....	1	5,810	1	5,810	1	5,200
Associate director, forest experiment station.....	0.2	1,396	0.2	1,396		
Director, forest experiment station.....	1.3	8,275	1.3	8,275	1.2	6,897
Silviculturist.....	7.7	51,191	7.7	50,878	5.5	32,197
Forest ecologist.....	0.8	5,236	0.8	5,236		
Grade 5. Range \$5,180 to \$6,020:						
Conservationist.....	1.8	9,324	0.8	4,144	2	9,806
Forester.....	11.8	62,036	10.8	56,856	5.3	26,103
Forest ecologist.....	7.8	42,543	6.8	37,138	0.4	1,964
Forest economist.....	0.2	1,167	0.2	1,167	0.5	2,350
Geneticist.....	0.3	1,806	0.3	1,806	1.4	7,061
Range examiner.....	1.3	7,734	1.3	7,734	1.4	7,061
Silviculturist.....	13.7	74,835	12.7	69,388	11	53,570
Grade 4. Range \$4,300 to \$5,180:						
Conservationist.....	1.2	5,336	0.2	1,036	1	4,000
Engineer.....					0.3	1,267
Forest ecologist.....	3.5	15,133	2.5	10,833	0.7	2,660
Forester.....	7.4	32,070	6.4	27,020	1.1	4,975
Geneticist.....	1	4,960	1	4,960	1	4,300
Physicist.....	1	4,300	1	4,300	0.2	783
Range examiner.....	2.7	12,977	1.7	8,677	1.9	8,610
Silviculturist.....	15.6	71,677	14.6	67,195	9.4	37,975
Grade 3. Range \$3,640 to \$4,300:						
Engineer.....	1	3,640	1	3,640	0.4	1,417
Forest ecologist.....	16.4	60,836	14.4	53,406	7.6	25,185
Forester.....	14.1	52,065	13.1	48,408	6.3	20,717
Meteorologist.....					0.7	2,447
Range examiner.....	3	11,525	2	7,885	2	6,750
Silviculturist.....	21.1	79,137	19.1	71,292	10	33,674
Grade 2. Range \$2,980 to \$3,640:						
Range examiner.....	30.3	92,110	20.3	61,996	14.6	39,976
Grade 1. Range \$2,320 to \$2,980:						
Range examiner.....	24.3	57,485	14.3	33,965	7	14,155
<b>Clerical, administrative, and fiscal service:</b>						
Grade 10. Range \$3,970 to \$4,630:						
Administrative officer.....	1	4,190	1	4,190	0.5	1,850
Grade 9. Range \$3,640 to \$4,300:						
Administrative assistant.....	4	16,624	4	16,540	4.1	14,035
Grade 7. Range \$2,980 to \$3,640:						
Administrative assistant.....	5.4	17,747	5.4	17,579	3.3	9,925
Grade 6. Range \$2,650 to \$3,310:						
Administrative assistant.....					1	2,700
Grade 5. Range \$2,320 to \$2,980:						
Administrative assistant.....	19.2	49,506	16.2	42,359	10.9	24,376
Grade 4. Range \$2,100 to \$2,496:						
Administrative assistant.....	21.6	47,818	16.6	37,137	12.4	23,526
Grade 3. Range \$1,902 to \$2,298:						
Administrative assistant.....	30.1	58,933	26.1	51,125	14.6	24,513
Grade 2. Range \$1,701 to \$2,100:						
Administrative assistant.....	5.8	10,019	5.8	9,994	5.6	7,968
Grade 1. Range \$1,506 to \$1,902:						
Administrative assistant.....					0.4	525
<b>Subprofessional service:</b>						
Grade 8. Range \$2,980 to \$3,640:						
Range examiner.....	0.8	2,700	0.8	2,700	0.8	2,258
Grade 7. Range \$2,650 to \$3,310:						
Range examiner.....	4.9	13,342	4.9	13,189		
Grade 6. Range \$2,320 to \$2,980:						
Range examiner.....	3.4	8,134	3.4	8,050	2.6	5,275
Grade 5. Range \$2,100 to \$2,496:						
Range examiner.....	14.1	29,710	6.1	12,864	3.5	6,348
Grade 4. Range \$1,902 to \$2,298:						
Range examiner.....	23.5	44,964	17.5	33,462	1.9	3,194
Grade 3. Range \$1,704 to \$2,100:						
Range examiner.....	4	7,379	4	7,278	1.1	1,584
Grade 2. Range \$1,572 to \$1,968:						
Range examiner.....	2.8	4,603	2.8	4,571	0.2	264
Grade 1. Range \$1,440 to \$1,836:						
Range examiner.....	0.9	1,320	0.9	1,320	0.2	240
<b>Crafts, protective, and custodial service:</b>						
Grade 4. Range \$1,770 to \$2,166:						
Range examiner.....	1	1,836	1	1,836	0.7	1,125
Grade 3. Range \$1,572 to \$1,968:						
Range examiner.....	1.8	3,200	1.8	3,168	2.1	2,787
Grade 2. Range \$1,440 to \$1,770:						
Range examiner.....	2.7	3,928	2.7	3,901	1.1	1,327

By objects	Obligations					
	Estimate, 1947		Estimate, 1946		Actual, 1945	
	Man- years	Total salary	Man- years	Total salary	Man- years	Total salary
<b>PERSONAL SERVICES, FIELD—continued</b>						
Unclassified.....	8	\$8,850	8	\$8,850	4.9	\$5,076
Total permanent, field.....	354.8	1,178,404	293.8	1,002,948	171.5	538,698
Temporary employment, field.....	59.7	88,983	41.7	73,029	8.1	12,622
Part-time employment, field.....	4.5	4,650	4.5	4,650	3	2,505
W. A. E. employment, field.....	30	37,353	30	37,353	3.9	4,278
W. O. C. employment, field.....	2	0	2	0	2	0
Casual employment, field.....	4.5	5,350	4.5	5,350	3.6	5,835
Overtime pay, field.....				16,013		93,407
Additional pay for foreign service, field.....		5,144		5,144		4,371
All personal services, field.....	455.5	1,316,890	376.5	1,144,487	192.1	661,716
Total, departmental and field.....	484	1,424,516	403	1,246,544	210.1	732,077
Deduct quarters and subsistence furnished.....		8,526		8,526		7,279
01 Personal services (net).....	484	1,415,990	403	1,238,018	210.1	724,798
<b>OTHER OBLIGATIONS</b>						
02 Travel.....		81,095		71,095		54,677
03 Transportation of things.....		14,095		11,595		4,556
04 Communication services.....		10,580		9,580		6,195
05 Rents and utility services.....		39,780		24,780		10,337
07 Other contractual services.....		14,507		11,507		11,379
08 Supplies and materials.....		71,818		63,200		55,034
09 Equipment.....		67,995		38,435		14,743
10 Lands and structures.....		2,300		2,300		599
Total other obligations.....		293,170		232,552		157,520
Grand total obligations.....		1,709,160		1,470,570		882,318
Reimbursements for services performed.....		-3,160		-3,170		-5,828
Received by transfer from—						
"Salaries and expenses, Forest Service":						
Range investigations.....				-379,600		-288,475
Forest influences.....						-86,762
Net total obligations.....		1,706,000		1,087,800		501,253
Covered into Treasury as miscellaneous receipts, Public Law 529.....						+220
Excess of obligations over appropriation due to Public Law 106.....				-116,900		4,875
Estimated savings, unobligated balance.....						
Total estimate or appropriation.....		1,706,000		970,900		506,348
<b>BY PROJECTS OR FUNCTIONS</b>						
1. Experimental forests and ranges.....		\$695,555		\$443,300		\$406,975
2. Forest management.....		478,015		476,004		\$406,975
3. Fire control.....		72,099		71,895		56,566
4. Watershed protection and management.....		84,768		83,596		74,400
5. Range management and reseedling.....		375,563		374,126		235,738
6. Services performed for other agencies.....		3,160		3,190		5,516
7. Overtime pay.....				17,829		103,123
Grand total obligations.....		1,709,160		1,470,570		882,318
Adjustments (see objects schedule for detail).....		-3,160		-499,670		-375,970
Total estimate or appropriation.....		1,706,000		970,900		506,348

[Range investigations: Investigations and experiments to develop improved methods of management of forest and other ranges under section 7, at forest or range experiment stations or elsewhere, \$337,500.] (16 U. S. C. 551f; Act of May 5, 1945, Public Law 52.)

Appropriated 1946, \$337,500

NOTE.—Appropriation under above subhead transferred to and estimated for under "Salaries and expenses, Forest Service," forest and range management investigations. For comparative purposes the amounts available for 1945 and 1946 are shown in the schedule as transfers.

By objects	Obligations		
	Estimate, 1947	Estimate, 1946	Actual, 1945
Transferred to "Salaries and expenses, Forest Service," forest and range management investigations.....		+ \$379,600	+ \$288,475
Excess of obligations over appropriation due to Public Law 106.....		-42,100	
Total estimate or appropriation.....		337,500	288,475

FOREST SERVICE—Continued

SALARIES AND EXPENSES—continued

Salaries and Expenses, Forest Service—Continued

Forest products: Experiments, investigations, and tests of forest products under section 8, at the Forest Products Laboratory, or elsewhere, [\$1,228,900] \$1,385,000. (16 U. S. C. 581g; Act of May 5, 1945, Public Law 52.)

Estimate 1947, \$1,385,000      Appropriated 1946, \$1,228,900

By objects	Obligations					
	Estimate, 1947		Estimate, 1946		Actual, 1945	
	Man-years	Total salary	Man-years	Total salary	Man-years	Total salary
<b>PERSONAL SERVICES, DEPARTMENTAL</b>						
<b>Professional service</b>						
Grade 7. Range \$7,175 to \$8,225:						
Chief, Division of forest products.....	1	\$7,438	1	\$7,438	1	\$8,375
Grade 6. Range \$5,230 to \$7,070:						
Ecologist.....	1	6,860	1	6,860	1	6,200
Forester.....	1	6,440	1	6,440	1	5,712
Forest ecologist.....	1	6,440	1	6,440	0.4	2,228
Wood technologist.....	1	6,440	1	6,440	1	5,600
Grade 5. Range \$5,180 to \$6,020:						
Engineer in forest products.....					0.5	2,600
Forest economist.....	1	6,020	1	6,020	1	5,400
Forester.....	2	10,960	2	10,960	0.6	3,253
Technologist.....	1	5,180	1	5,180		
Grade 4. Range \$4,300 to \$5,180:						
Wood technologist.....					0.7	3,720
Grade 3. Range \$3,640 to \$4,300:						
Forest economist.....	1	3,750	1	3,750	1	3,275
Forest products statistician.....	1	4,300	1	4,500	1	3,800
<b>Clerical, administrative, and fiscal service:</b>						
Grade 9. Range \$3,640 to \$4,300:						
Administrative assistant.....					1	3,775
Grade 7. Range \$2,980 to \$3,640:						
Engineer.....			2	5,028	0.3	775
Grade 5. Range \$2,320 to \$2,980:						
Engineer.....	2	5,028	2	5,028	2	4,475
Grade 4. Range \$2,100 to \$2,496:						
Engineer.....	4.6	10,624	4.6	10,573	4	8,043
Grade 3. Range \$1,902 to \$2,298:						
Engineer.....	2	3,804	2	3,804	0.1	148
Grade 2. Range \$1,704 to \$2,100:						
Engineer.....					0.5	712
Total permanent, departmental.....	19.6	83,368	19.6	83,263	17.4	68,091
Overtime pay, departmental.....						9,723
All personal services, departmental.....	19.6	83,368	19.6	84,494	17.4	77,814
<b>PERSONAL SERVICES, FIELD</b>						
<b>Professional service:</b>						
Grade 7. Range \$7,175 to \$8,225:						
Director, forest products laboratory.....	1	7,908	1	7,908	1	7,000
Assistant director.....	2	15,459	2	15,082	1.9	12,953
Director, forest experiment station.....	1.1	8,022	1.1	8,022	0.4	2,600
Chemist.....	1	7,175	1	7,175	0.3	1,954
Head mathematician.....	0.5	3,845	0.5	3,845	0.7	5,062
Technologist.....	0.3	2,468	0.3	2,468	0.5	3,302
Grade 6. Range \$6,250 to \$7,070:						
Director, forest experiment station.....					0.4	2,400
Chemist.....	1.5	9,651	1.5	9,485	1	5,600
Chemical engineer.....	1	6,440	1	6,440	1.1	6,250
Consulting engineer.....	0.7	4,361	0.7	4,361	0.8	4,485
Engineer.....	3.7	25,743	3.7	25,577	3.5	21,672
Forester.....	1.9	12,022	1.9	12,022		
Forest products technologist.....	1.7	10,663	1.7	10,663	1.2	7,150
Plywood technologist.....	0.7	4,830	0.7	4,830	0.5	2,800
Technologist.....	5.7	35,559	5.7	35,559	1	5,720
Xylographer.....	1	7,070	1	7,070	1	6,400
Grade 5. Range \$5,180 to \$6,020:						
Aircraft engineer.....	0.2	1,036	0.2	1,036		
Chemist.....	5.4	30,643	5.4	30,643	3.2	16,049
Chemical engineer.....	0.7	3,625	0.7	3,625	1.4	6,440
Engineer.....	12.4	71,287	12.4	70,791	7.8	39,077
Forester.....	6.2	33,265	6.2	33,265	2.3	10,845
Forest products technologist.....	2	10,496	2	10,496	1.5	7,053
Microscopist.....	1	6,020	1	6,020	0.5	4,095
Physicist.....	1	5,912	1	5,912	0.9	4,767
Silviculturist.....	0.5	2,905	0.5	2,905	0.1	460
Technical reviewer.....	4.4	25,043	4.4	25,043	2.6	12,088
Technologist.....	1.9	10,931	1.9	10,931	1.3	6,288
Grade 4. Range \$4,300 to \$5,180:						
Chemist.....	4.5	21,850	4.5	21,584	4.6	17,929
Engineer.....	6.7	31,645	6.7	31,271	6.8	27,414
Forester.....	1.8	7,932	1.8	7,740	1.4	5,908
Forest products technologist.....	2.8	12,106	2.8	12,106	0.7	2,723
Industrial specialist.....	0.7	3,087	0.7	3,087	0.4	1,580
Information specialist.....	0.5	2,250	0.5	2,250	0.4	1,684
Plastics technologist.....	1	4,300	1	4,300	0.6	2,280
Silviculturist.....					0.2	920
Technical writer.....	0.5	2,200	0.5	2,200	0.2	920
Technologist.....	2.3	10,217	2.3	10,217	0.6	2,280
Wood technologist.....	0.5	2,200	0.5	2,200	0.8	3,120
Grade 3. Range \$3,640 to \$4,300:						
Chemical engineer.....	3.1	12,038	3.1	12,038	2.9	9,758
Chemist.....	6.1	23,581	6.1	23,409	5.7	18,357
Engineer.....	11.5	41,464	11.5	41,151	9.1	29,475
Forest ecologist.....	0.8	3,033	0.8	3,033		
Forest economist.....					0.5	1,905
Forester.....	1.1	4,529	1.1	4,475	0.8	4,175
Forest products technologist.....	1.8	6,663	1.8	6,580	1.9	6,232
Industrial specialist.....					1	3,200
Information specialist.....					0.6	1,988
Mathematician.....	0.6	2,328	0.6	2,328	0.4	1,465

By objects	Obligations					
	Estimate, 1947		Estimate, 1946		Actual, 1945	
	Man-years	Total salary	Man-years	Total salary	Man-years	Total salary
<b>PERSONAL SERVICES, FIELD—continued</b>						
<b>Professional service—Continued</b>						
Grade 3. Range \$3,640 to \$4,300—Con.						
Physicist.....	0.8	\$3,116	0.8	\$3,116	0.6	\$2,025
Technical writer.....	1.5	5,543	1.5	5,543	0.6	2,118
Technologist.....	2.9	10,923	2.9	10,758	2	6,580
Wood technologist.....	2.3	9,373	2.3	9,208	2.2	7,580
Grade 2. Range \$2,980 to \$3,640:						
Grade 1. Range \$2,320 to \$2,980:	25.2	80,830	25.2	80,218	16.5	43,642
Technologist.....	10	23,446	10	23,200	6.7	13,940
<b>Clerical, administrative, and fiscal service:</b>						
Grade 12. Range \$5,180 to \$6,020:						
Administrative officer.....	1	5,390	1	5,390	0.9	4,382
Fiscal agent.....	1	5,390	1	5,390	0.8	4,200
Grade 11. Range \$4,300 to \$5,180:						
Administrative officer.....	0.3	1,433	0.3	1,433	0.3	1,380
Deputy fiscal agent.....					0.8	3,085
Grade 10. Range \$3,970 to \$4,630:						
Administrative officer.....					0.2	700
Grade 9. Range \$3,640 to \$4,300:						
Purchasing agent.....	1	3,750	1	3,750	0.4	1,333
Administrative assistant.....	1.5	5,815	1.5	5,815	1.1	3,857
Grade 8. Range \$3,310 to \$3,970:						
Grade 7. Range \$2,980 to \$3,640:	0.1	298	0.1	298	0.3	875
Grade 6. Range \$2,650 to \$3,310:	2.4	7,848	2.4	7,820	1.8	5,154
Grade 5. Range \$2,320 to \$2,980:	0.8	2,526	0.8	2,326	0.3	870
Grade 4. Range \$2,100 to \$2,496:	4.5	11,822	4.5	11,822	6	13,203
Grade 3. Range \$1,902 to \$2,298:	21.2	48,921	21.2	48,848	19.8	37,226
Grade 2. Range \$1,704 to \$2,100:	21.3	42,296	21.3	42,098	19.8	33,200
Grade 1. Range \$1,506 to \$1,902:	8.4	14,602	8.4	14,602	10.8	15,641
Subprofessional service:	2.8	4,268	2.8	4,268	2.3	3,018
Grade 8. Range \$2,980 to \$3,640:						
Grade 7. Range \$2,650 to \$3,310:	3	9,961	3	9,790	2	5,579
Grade 6. Range \$2,320 to \$2,980:	0.3	883	0.3	883	0.3	870
Grade 5. Range \$2,100 to \$2,496:	11.2	28,300	11.2	28,300	6.3	11,010
Grade 4. Range \$1,902 to \$2,298:	9.2	20,431	9.2	20,332	11	20,560
Grade 3. Range \$1,704 to \$2,100:	16.2	32,181	16.2	32,107	15.6	25,429
Grade 2. Range \$1,506 to \$1,902:	32.5	58,346	32.5	58,313	34	61,048
<b>Crafts, protective, and custodial service:</b>						
Grade 10. Range \$2,980 to \$3,640:						
Grade 9. Range \$2,650 to \$3,310:	0.8	2,655	0.8	2,655	0.4	1,238
Grade 8. Range \$2,320 to \$2,980:	1	3,310	1	3,310	0.8	2,320
Grade 7. Range \$2,100 to \$2,496:	3	8,111	3	8,111	0.8	1,987
Grade 6. Range \$1,902 to \$2,298:	16.2	40,994	16.2	40,773	20.5	43,022
Grade 5. Range \$1,704 to \$2,100:	6.5	14,663	6.5	14,604	4.4	8,472
Grade 4. Range \$1,506 to \$1,902:	3.2	6,555	3.2	6,555	3.1	5,354
Grade 3. Range \$1,308 to \$1,704:	2.7	4,985	2.7	4,974	4.3	6,622
Grade 2. Range \$1,110 to \$1,506:	8.1	13,371	8.1	13,266	8.1	11,040
Grade 1. Range \$912 to \$1,308:	3.8	5,613	3.8	5,613	7.3	8,991
Unclassified.....					0.4	846
Total permanent, field.....	333.5	1,094,648	333.5	1,089,739	291.1	761,017
Temporary employment, field.....	5.4	14,707	6.4	14,707	9.2	17,021
Part-time employment, field.....	0.1	109	0.1	109	0.8	1,500
W. A. E. employment, field.....	0.3	1,990	0.3	1,990	0.3	1,388
Casual employment, field.....	0.3	540	0.3	540	0.6	832
Overtime pay, field.....						140,046
Night-work differential, field.....						1,100
All personal services, field.....	339.6	1,113,094	339.6	1,130,993	302	921,804
01 Personal services (net).....	359.2	1,196,462	359.2	1,215,487	319.4	999,618
<b>OTHER OBLIGATIONS</b>						
02 Travel.....		53,115		53,115		37,076
03 Transportation of things.....		11,000		11,000		6,694
04 Communication services.....		9,320		9,320		4,941
05 Rents and utility services.....		16,420		16,420		25,555
07 Other contractual services.....		9,358		9,358		12,109
08 Supplies and materials.....		50,548		50,548		60,383
09 Equipment.....		36,820		36,820		53,845
10 Lands and structures.....		4,600		4,600		
Total other obligations.....		191,181		191,181		200,606
Grand total obligations.....		1,387,643		1,406,668		1,200,224
Reimbursements for services performed.....						-56,365
Net total obligations.....		1,				









By objects	Obligations		
	Estimate, 1947	Estimate, 1946	Actual, 1945
Covered into Treasury as miscellaneous receipts, Public Law 529			+ \$50
Excess of obligations over appropriation due to Public Law 106		- \$36,000	
Estimated savings, unobligated balance			32,588
<b>Total estimate or appropriation</b>	<b>\$771,500</b>	<b>732,500</b>	<b>781,466</b>
<b>BY PROJECTS OR FUNCTIONS</b>			
1. Cooperation with States in procurement, production, and distribution of forest-tree and shrub seeds and plants for farmers: Under Clarke-McNary Act, sec. 4	\$83,700	\$83,700	\$81,426
Under Norris-Doxey Act	39,624	39,624	38,559
2. Farm woodland management projects, under the Norris-Doxey Act	415,263	414,295	239,263
3. Farm forestry investigations, under the Norris-Doxey Act	21,938	21,901	20,252
4. Cooperation with timberland owners in formulating and applying principles of sustained yield management	102,802	102,363	84,842
5. Services performed for other agencies			2,213
6. Overtime pay		5,387	29,503
<b>Grand total obligations</b>	<b>663,327</b>	<b>667,270</b>	<b>496,058</b>
Adjustments (see objects schedule for detail)	+108,173	+65,230	+285,408
<b>Total estimate or appropriation</b>	<b>771,500</b>	<b>732,500</b>	<b>781,466</b>

ACQUISITION OF LANDS FOR NATIONAL FORESTS

Acquisition of Lands for Protection of Watersheds of Navigable Streams—

For the acquisition of forest lands under the provisions of the Act approved March 1, 1911, as amended (16 U. S. C. 513-519, 521), \$3,000,000, of which not to exceed \$44,419 may be expended for personal services in the District of Columbia.

Estimate 1947, \$3,000,000

By objects	Obligations					
	Estimate, 1947		Estimate, 1946		Actual, 1945	
<b>PERSONAL SERVICES, DEPARTMENTAL</b>						
Professional service:	Man-years	Total salary	Man-years	Total salary	Man-years	Total salary
Grade 6. Range \$6,230 to \$7,070:						
Division chief	1	\$6,230				
Grade 5. Range \$5,180 to \$6,020:						
Land acquisition inspector	1	5,180				
Clerical, administrative, and fiscal service:						
Grade 8. Range \$3,310 to \$3,970	1	3,310				
Grade 7. Range \$2,980 to \$3,640	2	6,180			2	\$5,350
Grade 6. Range \$2,650 to \$3,310					1	2,300
Grade 5. Range \$2,320 to \$2,980	4	10,380			2	4,282
Grade 4. Range \$2,100 to \$2,496	2	4,332			1	1,850
Grade 3. Range \$1,902 to \$2,298	1.5	2,853				
Grade 2. Range \$1,704 to \$2,100	1	1,704				
Subprofessional service:						
Grade 7. Range \$2,650 to \$3,310	1	3,090				
Grade 5. Range \$2,100 to \$2,496	0.5	1,160				
<b>Total permanent, departmental</b>	<b>15</b>	<b>44,419</b>			<b>6</b>	<b>13,762</b>
Overtime pay, departmental						2,980
<b>All personal services, departmental</b>	<b>15</b>	<b>44,419</b>			<b>6</b>	<b>16,742</b>
<b>PERSONAL SERVICES, FIELD</b>						
Professional service:						
Grade 5. Range \$5,180 to \$6,020:						
Forester	1.5	9,030				
Logging engineer	0.5	3,010			0.4	2,160
Grade 4. Range \$4,300 to \$5,180:						
Cadastral engineer	0.8	3,440				
Forester	2	8,930			1.3	5,867
Land classifier	1	5,180				
Grade 3. Range \$3,640 to \$4,300:						
Cadastral engineer	3.7	13,468			0.8	2,570
Forester	10.5	38,220			2.6	8,378
Grade 2. Range \$2,980 to \$3,640	14.5	43,210			1	2,975
Grade 1. Range \$2,320 to \$2,980	12.4	28,768				
Clerical, administrative, and fiscal service:						
Grade 9. Range \$3,640 to \$4,300:						
Administrative assistant					0.1	320
Grade 7. Range \$2,980 to \$3,640					0.2	597
Grade 5. Range \$2,320 to \$2,980	1	2,790			1.5	3,425
Grade 4. Range \$2,100 to \$2,496	1	2,320			1.8	3,503
Grade 3. Range \$1,902 to \$2,298	11.3	21,493			1.7	2,784
Grade 2. Range \$1,704 to \$2,100	12.6	21,470			0.3	396
Subprofessional service:						
Grade 7. Range \$2,650 to \$3,310	2	5,630			0.3	833
Grade 6. Range \$2,320 to \$2,980	14.7	34,104				
Grade 5. Range \$2,100 to \$2,496	35.4	74,340			0.2	377

By objects	Obligations					
	Estimate, 1947		Estimate, 1946		Actual, 1945	
<b>PERSONAL SERVICES, FIELD—continued</b>						
Subprofessional service—Continued	Man-years	Total salary	Man-years	Total salary	Man-years	Total salary
Grade 4. Range \$1,902 to \$2,298	49.6	\$94,339				
Grade 3. Range \$1,704 to \$2,100	10	17,040				
<b>Total permanent, field</b>	<b>184.5</b>	<b>426,752</b>			<b>12.2</b>	<b>\$34,185</b>
Temporary employment, field	10	14,400			0.3	353
W. A. E. employment, field					0.9	1,351
Casual employment, field					0.2	295
Overtime pay, field						6,886
<b>All personal services, field</b>	<b>194.5</b>	<b>441,152</b>			<b>13.6</b>	<b>42,980</b>
<b>Total, departmental and field</b>	<b>209.5</b>	<b>485,571</b>			<b>19.6</b>	<b>59,722</b>
Deduct quarters and subsistence furnished						11
<b>01 Personal services (net)</b>	<b>209.5</b>	<b>485,571</b>			<b>19.6</b>	<b>59,711</b>
<b>OTHER OBLIGATIONS</b>						
02 Travel		91,200				2,651
03 Transportation of things		200				13
04 Communication services		3,600				
05 Rents and utility services		7,500				3,100
07 Other contractual services		1,800				1,277
08 Supplies and materials		2,700				957
09 Equipment		102,600				219
10 Lands and structures		2,304,829				222
<b>Total other obligations</b>		<b>2,514,429</b>				<b>8,439</b>
<b>Grand total obligations</b>		<b>3,000,000</b>				<b>68,150</b>
Estimated savings, unobligated balance						6,850
<b>Total estimate or appropriation</b>		<b>3,000,000</b>				<b>75,000</b>

Acquisition of Lands, Uinta and Wasatch National Forests, Utah (Receipt Limitation)—

Acquisition of Lands, Cache National Forest, Utah (Receipt Limitation)—

Acquisition of Lands, San Bernardino and Cleveland National Forests, Riverside County, California (Receipt Limitation)—

Acquisition of Lands, Nevada and Toiyabe National Forests, Nevada (Receipt Limitation)—

Acquisition of Lands, Ozark and Ouachita National Forests, Arkansas (Receipt Limitation)—

Acquisition of Lands, Angeles National Forest, California (Receipt Limitation)—

Acquisition of Lands, Cleveland National Forest, San Diego County, California (Receipt Limitation)—

Acquisition of Lands, Sequoia National Forest, California (Receipt Limitation)—

For the acquisition of land to facilitate the control of soil erosion and flood damage originating within the exterior boundaries of the following national forests, in accordance with the provisions of the following Acts authorizing annual appropriations of forest receipts for such purposes, and in not to exceed the following amounts from such receipts: Uinta and Wasatch National Forests, Utah, Act of August 26, 1935, Public Law 337, as amended, \$40,000; Cache National Forest, Utah, Act of May 11, 1938, Public Law 505, as amended, \$10,000; San Bernardino and Cleveland National Forests, Riverside County, California, Act of June 15, 1938, Public Law 634, as amended, \$22,000; Nevada and Toiyabe National Forests, Nevada, Act of June 25, 1938, Public Law 748, as amended, \$10,000; Ozark and Ouachita National Forests, Arkansas, Act of March 5, 1940, Public Law 427, \$250,000; Angeles National Forest, California, Act of June 11, 1940, Public Law 591, \$20,000; Cleveland National Forest, San Diego County, California, Act of June 11, 1940, Public Law 589, \$5,000; Sequoia National Forest, California, Act of June 17, 1940, Public Law 637, \$35,000; in all, \$392,000. (Act of May 26, 1944, Public Law 310.)

Estimate 1947, \$392,000

By objects	Obligations					
	Estimate, 1947		Estimate, 1946		Actual, 1945	
<b>PERSONAL SERVICES, FIELD</b>						
Professional service:	Man-years	Total salary	Man-years	Total salary	Man-years	Total salary
Grade 1. Range \$2,320 to \$2,980	1.8	\$4,176				
Clerical, administrative, and fiscal service:						
Grade 3. Range \$1,902 to \$2,298	0.8	1,522				
Subprofessional service:						
Grade 4. Range \$1,902 to \$2,298	1.8	3,424				
<b>01 Personal services (net)</b>	<b>4.4</b>	<b>9,122</b>				

FOREST SERVICE—Continued

ACQUISITION OF LANDS FOR NATIONAL FORESTS—continued

Acquisition of Lands, Uinta and Wasatch National Forests, Utah (Receipt Limitation)—Continued  
 Acquisition of Lands, Cache National Forest, Utah (Receipt Limitation)—Continued  
 Acquisition of Lands, San Bernardino and Cleveland National Forests, Riverside County, California (Receipt Limitation)—Con.  
 Acquisition of Lands, Nevada and Toiyabe National Forests, Nevada (Receipt Limitation)—Continued  
 Acquisition of Lands, Ozark and Ouachita National Forests, Arkansas (Receipt Limitation)—Continued  
 Acquisition of Lands, Angeles National Forest, California (Receipt Limitation)—Continued  
 Acquisition of Lands, Cleveland National Forest, San Diego County, California (Receipt Limitation)—Continued  
 Acquisition of Lands, Sequoia National Forest, California (Receipt Limitation)—Continued

By objects	Obligations		
	Estimate, 1947	Estimate, 1946	Actual, 1945
<b>OTHER OBLIGATIONS</b>			
02 Travel	\$2,650		
07 Other contractual services	2,400		
08 Supplies and materials	100		
09 Equipment	2,200		
10 Lands and structures	375,528		
Total other obligations	382,878		
Total estimate or appropriation	392,000		

Conservation and Use of Agricultural Land Resources, Department of Agriculture (Forest Service)—

By objects	Obligations					
	Estimate, 1947		Estimate, 1946		Actual, 1945	
<i>Cooperation with Production and Marketing Administration in administration of the naval stores conservation program</i>						
<b>PERSONAL SERVICES, DEPARTMENTAL</b>						
Professional service:						
Grade 5. Range \$5,180 to \$6,020:	Man-	Total	Man-	Total	Man-	Total
Project chief	1	\$5,810	1	\$5,757	1	\$5,000
Clerical, administrative, and fiscal service:						
Grade 4. Range \$2,100 to \$2,496	1	2,298	1	2,265	1	1,890
Total permanent, departmental	2	8,108	2	8,022	2	6,890
Overtime pay, departmental				131		1,037
All personal services, departmental	2	8,108	2	8,153	2	7,927
<b>PERSONAL SERVICES, FIELD</b>						
Professional service:						
Grade 6. Range \$6,230 to \$7,070:	Man-	Total	Man-	Total	Man-	Total
Assistant regional forester	0.1	686	0.1	686	0.1	600
Grade 5. Range \$5,180 to \$6,020:	Man-	Total	Man-	Total	Man-	Total
Regional supervisor	0.2	1,078	0.2	1,078	0.9	4,140
Grade 4. Range \$4,300 to \$5,180:	Man-	Total	Man-	Total	Man-	Total
Forester					0.7	2,660
District supervisor					1.4	5,320
Clerical, administrative, and fiscal service:						
Grade 11. Range \$4,300 to \$5,180:	Man-	Total	Man-	Total	Man-	Total
Assistant to fiscal agent	0.4	1,720	0.4	1,720	0.4	1,520
Grade 7. Range \$2,980 to \$3,640:	Man-	Total	Man-	Total	Man-	Total
Grade 3. Range \$1,902 to \$2,298	1.1	2,192	1.1	2,192		
Grade 2. Range \$1,704 to \$2,100	0.1	177	0.1	177	1.4	2,103
Total permanent, field	2	6,173	2	6,173	5.1	16,903
Overtime pay, field				141		2,781
All personal services, field	2	6,173	2	6,314	5.1	19,684
01 Personal services (net)	4	14,281	4	14,467	7.1	27,611
<b>OTHER OBLIGATIONS</b>						
02 Travel		2,160		2,216		2,732
04 Communication services		88		88		21
05 Rents and utility services		736		736		476
08 Supplies and materials		55		55		28
09 Equipment						
Total other obligations		3,039		3,125		3,257
Grand total obligations		17,320		17,592		30,868
Allotted from "Conservation and use of agricultural land resources, Department of Agriculture"		-17,320		-17,592		-32,608
Estimated savings, unobligated balance						1,740
Total estimate or appropriation						

Local Administration, Section 388, Agricultural Adjustment Act of 1938, Department of Agriculture (Forest Service)—

By objects	Obligations		
	Estimate, 1947	Estimate, 1946	Actual, 1945
<i>Cooperation with Production and Marketing Administration in administration of the naval stores conservation program</i>			
11 Grants, subsidies, and contributions . . . . .	\$97,586	\$99,500	\$129,115
Allotted from "Local administration, sec. 388, Agricultural Adjustment Act of 1938"	-97,586	-99,500	-134,837
Covered into Treasury as miscellaneous receipts, Public Law 529			+40
Estimated savings, unobligated balance			5,682
Total estimate or appropriation			

White Pine Blister Rust Control, Department of Agriculture (Forest Service)—

By objects	Obligations					
	Estimate, 1947		Estimate, 1946		Actual, 1945	
<b>PERSONAL SERVICES, DEPARTMENTAL</b>						
Clerical, administrative, and fiscal service:						
Grade 4. Range \$2,100 to \$2,496	2	\$4,530	2	\$4,464		
Overtime pay, departmental				128		
All personal services, departmental	2	4,530	2	4,592		
<b>PERSONAL SERVICES, FIELD</b>						
Professional service:						
Grade 6. Range \$6,230 to \$7,070:	Man-	Total	Man-	Total	Man-	Total
Forester	0.1	623	0.1	623	0.1	\$560
Grade 5. Range \$5,180 to \$6,020:	Man-	Total	Man-	Total	Man-	Total
Forester	2.2	11,732	1.2	6,522	0.4	2,316
Grade 4. Range \$4,300 to \$5,180:	Man-	Total	Man-	Total	Man-	Total
Forester	0.5	2,590	0.5	2,590		
Grade 3. Range \$3,640 to \$4,300:	Man-	Total	Man-	Total	Man-	Total
Forester	4.1	15,210	1.1	4,210	0.7	2,240
Grade 2. Range \$2,980 to \$3,640:	Man-	Total	Man-	Total	Man-	Total
Forester	3.9	12,705	3.9	12,650	4	10,962
Clerical, administrative, and fiscal service:						
Grade 10. Range \$3,970 to \$4,630:	Man-	Total	Man-	Total	Man-	Total
Fiscal inspector	0.5	2,040	0.5	2,012	0.5	1,770
Grade 9. Range \$3,640 to \$4,300:	Man-	Total	Man-	Total	Man-	Total
Regional accountant	0.5	1,875	0.5	1,875	0.5	1,600
Grade 7. Range \$2,980 to \$3,640:	Man-	Total	Man-	Total	Man-	Total
Grade 5. Range \$2,320 to \$2,980	0.3	1,030	0.3	1,030	1.7	4,643
Grade 4. Range \$2,100 to \$2,496	1.8	4,176	1.8	4,176	2.7	5,559
Grade 3. Range \$1,902 to \$2,298	6.9	15,271	6.9	15,221	5.2	9,520
Grade 2. Range \$1,704 to \$2,100	13.7	29,566	8.7	17,323	8	13,268
Grade 2. Range \$1,704 to \$2,100	5.4	9,624	5.4	9,624	6.6	9,526
Subprofessional service:						
Grade 8. Range \$2,980 to \$3,640:	Man-	Total	Man-	Total	Man-	Total
Grade 7. Range \$2,650 to \$3,310	8.8	26,410	2.8	8,530	2.3	6,128
Grade 6. Range \$2,320 to \$2,980	23.7	64,178	13.7	37,528	12.8	30,443
Grade 5. Range \$2,100 to \$2,496	10.8	25,077	5.8	13,427	5.7	11,400
Grade 4. Range \$1,902 to \$2,298	4.2	9,250	4.2	9,223	3.3	5,999
Grade 3. Range \$1,704 to \$2,100	2.2	5,056	2.2	5,056	0.1	162
Grade 3. Range \$1,704 to \$2,100	3.6	6,524	3.6	6,524	0.2	316
Crafts, protective, and custodial service:						
Grade 10. Range \$2,980 to \$3,640:	Man-	Total	Man-	Total	Man-	Total
Grade 8. Range \$2,540 to \$3,200	0.5	1,325	0.5	1,298	0.3	829
Grade 7. Range \$2,304 to \$2,870	2.9	6,933	2.9	6,933	2.7	5,511
Unclassified	3.7	7,579	3.7	7,579	3.6	6,900
Total permanent, field	100.4	256,372	70.4	174,252	61.5	129,912
Temporary employment, field	772.7	2,267,849	182.7	355,057	135.2	234,918
W. A. E. employment, field		128		128	0.3	497
Casual employment, field	472.9	765,869	411.9	665,645	289.4	480,174
Overtime pay, field				33,282		204,329
Night-work differential, field		820		820		
All personal services, field	1,346.2	2,291,038	665.2	1,229,184	486.4	1,049,830
Total, departmental and field	1,348.2	2,295,568	667.2	1,233,776	486.4	1,049,830
Deduct quarters and subsistence furnished		2,225		2,225		2,191
01 Personal services (net)	1,348.2	2,293,343	667.2	1,231,551	486.4	1,047,639
<b>OTHER OBLIGATIONS</b>						
02 Travel		8,650		3,350		3,604
03 Transportation of things		19,800		10,800		9,773
04 Communication services		1,740		740		607
05 Rents and utility services		8,800		4,300		4,476
07 Other contractual services		90,701		63,701		55,385
08 Supplies and materials		99,207		62,738		73,109
09 Equipment		77,080		15,080		13,334
Total other obligations		306,128		160,799		160,288
Grand total obligations		2,599,471		1,392,350		1,207,927
Reimbursements for services performed . . . . .						-5,948
Received by transfer from "White pine blister rust control, Department of Agriculture"						-1,219,900

By objects	Obligations		
	Estimate, 1947	Estimate, 1946	Actual, 1945
Covered into Treasury as miscellaneous receipts, Public Law 529			+\$405
Estimated savings, unobligated balance			17,816
Total estimate or appropriation			

**Flood Control, General (Transfer to Agriculture) (Forest Service)**

By objects	Obligations		
	Estimate, 1947	Estimate, 1946	Actual, 1945
<b>PERSONAL SERVICES, DEPARTMENTAL</b>			
Professional service:			
Grade 6. Range \$6,230 to \$7,070:			
Forester	1	0.5	\$3,325
Grade 5. Range \$5,180 to \$6,020:			
Forester	3	1	16,380
Hydrologist	1	0.5	5,390
Grade 4. Range \$4,360 to \$5,190:			
Conservationist	1	0.5	4,520
Forester	2	1	9,040
Grade 3. Range \$3,640 to \$4,300:			
Silviculturist	2	0.5	7,280
Clerical, administrative, and fiscal service:			
Grade 6. Range \$2,650 to \$3,310	1	0.5	3,260
Grade 5. Range \$2,320 to \$2,980	1	0.5	2,320
Grade 4. Range \$2,100 to \$2,496	2	1	4,464
Grade 3. Range \$1,902 to \$2,298	4	1.5	9,252
Total permanent, departmental	18.5	7.5	28,152

By objects	Obligations		
	Estimate, 1947	Estimate, 1946	Actual, 1945
<b>PERSONAL SERVICES, FIELD</b>			
Professional service:			
Grade 6. Range \$6,230 to \$7,070:			
Civil engineer	1	0.8	6,440
Silviculturist	2	0.5	12,880
Grade 5. Range \$5,180 to \$6,020:			
Civil engineer	1	1.5	5,180
Forester	3	1.5	16,380
Hydrologist	1	0.5	5,390
Range examiner	1	0.5	5,180
Forest economist	1	0.5	5,180
Grade 4. Range \$4,300 to \$5,180:			
Civil engineer	2	5	11,660
Forester	3	3	13,775
Forest ecologist	1		4,300
Forest economist	1	1	4,520
Hydraulic engineer	1	2	7,310
Hydrologist	2	0.5	8,600
Pathologist		0.2	860
Range examiner	2	0.5	8,600
Grade 3. Range \$3,640 to \$4,300:			
Agronomist		0.3	1,092
Civil engineer	3	4	11,020
Forest economist	3	1	11,250
Forester	5	2.9	18,200
Geologist	1	1	3,640
Land appraiser	0.9		3,420
Hydraulic engineer	1.9	3.8	7,170
Hydrologist	4	0.5	15,000
Nurseryman	1		3,640
Range examiner	1	0.5	3,800
Sanitary engineer			
Silviculturist	1	1	3,640
Grade 2. Range \$2,980 to \$3,640	15.2	14.2	48,358
Grade 1. Range \$2,320 to \$2,980	2	1.4	4,970
Clerical, administrative, and fiscal service:			
Grade 11. Range \$4,300 to \$5,180:			
Administrative officer	1	0.6	4,520
Grade 9. Range \$3,640 to \$4,300:			
Administrative assistant	1	1	3,640
Grade 8. Range \$3,310 to \$3,970		0.2	662
Grade 7. Range \$2,980 to \$3,640	4	0.7	11,920
Grade 6. Range \$2,650 to \$3,310	2	0.8	5,300
Grade 5. Range \$2,320 to \$2,980	3	3	7,290
Grade 4. Range \$2,100 to \$2,496	6	3	12,798
Grade 3. Range \$1,902 to \$2,298	9.5	7.4	19,328
Grade 2. Range \$1,704 to \$2,100	5	4.5	8,784
Subprofessional service:			
Grade 8. Range \$2,980 to \$3,640		1	2,980
Grade 7. Range \$2,650 to \$3,310	1	2.6	7,120
Grade 6. Range \$2,320 to \$2,980	8.5	12.5	19,720
Grade 5. Range \$2,100 to \$2,496	7	7.4	14,700
Grade 4. Range \$1,902 to \$2,298	3.5	4.7	6,657
Grade 3. Range \$1,704 to \$2,100			
Crafts, protective, and custodial service:			
Grade 10. Range \$2,980 to \$3,640	1		2,980
Grade 9. Range \$2,650 to \$3,310	1		2,650
Grade 8. Range \$2,540 to \$3,200	1		2,540
Grade 7. Range \$2,364 to \$2,870	2.2	3	5,319
Grade 6. Range \$2,166 to \$2,562	0.8		1,805
Grade 4. Range \$1,770 to \$2,166	1		1,770
Unclassified			1.2
Total permanent, field	120.9	101.6	383,939
Temporary employment, field	20	6.2	30,126
W. A. E. employment, field	59	26.5	90,264
Total permanent, departmental			24.2
Temporary employment, field			3.1
W. A. E. employment, field			12.8
Total			62,776

By objects	Obligations		
	Estimate, 1947	Estimate, 1946	Actual, 1945
<b>PERSONAL SERVICES, FIELD—continued</b>			
Casual employment, field			2 1
Overtime pay, field		\$4,319	\$3,501
All personal services, field	199.9	134 3	42 2
Total, departmental and field	218 4	141 8	42 2
Deduct quarters and subsistence furnished	1,500	500	882
01 Personal services (net)	218 4	141 8	42 2

By objects	Obligations		
	Estimate, 1947	Estimate, 1946	Actual, 1945
<b>OTHER OBLIGATIONS</b>			
02 Travel	33,000	30,950	2,742
03 Transportation of things	17,610	3,600	1,338
04 Communication services	3,058	1,940	449
05 Rents and utility services	13,855	1,909	1,062
07 Other contractual services	222,450	18,300	14,879
08 Supplies and materials	134,133	28,350	22,363
09 Equipment	139,534	20,568	7,232
10 Lands and structures	91,500		
11 Grants, subsidies, and contributions	113,735		
Total other obligations	768,875	105,608	50,065
Grand total obligations	1,340,200	510,147	166,455
Reimbursements for services performed			-2,186
Allotted from "Flood control, general (transfer to Agriculture)"	-1,340,200	-510,147	-164,269
Total estimate or appropriation			

By objects	Obligations		
	Estimate, 1947	Estimate, 1946	Actual, 1945
<b>BY PROJECTS OR FUNCTIONS</b>			
1. Preliminary examinations and surveys	\$420,200	\$142,567	
2. Works of improvements, etc.	920,000	393,261	\$145,043
3. Services performed for other agencies			2,186
4. Overtime pay		4,319	19,226
Grand total obligations	1,340,200	510,147	166,455
Adjustments (see objects schedule for detail)	-1,340,200	-510,147	-166,455
Total estimate or appropriation			

**Working Funds, Agriculture, Forest Service**

By objects	Obligations		
	Estimate, 1947	Estimate, 1946	Actual, 1945
<b>PERSONAL SERVICES, DEPARTMENTAL</b>			
Professional service:			
Grade 7. Range \$7,175 to \$8,225:			
Forester		0.5	\$3,587
Grade 6. Range \$6,230 to \$7,070:			
Engineer		0.5	3,535
Forester		1.5	9,765
Technologist			1
Grade 5. Range \$5,180 to \$6,020:			
Topographic engineer			0.1
Civil engineer		1	5,180
Forester		1.4	7,672
Architect			0.1
Grade 4. Range \$4,300 to \$5,180:			
Engineer		1	5,180
Grade 3. Range \$3,640 to \$4,300:			
Forest economist		0.5	1,875
Forester		0.5	1,930
Lithographic engineer			1.6
Topographic engineer		1	3,640
Grade 2. Range \$2,980 to \$3,640:			
Topographic engineer			0.4
Clerical, administrative, and fiscal service:			
Grade 11. Range \$4,300 to \$5,180:			
Administrative officer		1.5	6,890
Grade 9. Range \$3,640 to \$4,300:			
Training officer			0.7
Grade 7. Range \$2,980 to \$3,640:			
Grade 6. Range \$2,650 to \$3,310:		1	2,760
Grade 5. Range \$2,320 to \$2,980:			0.4
Grade 4. Range \$2,100 to \$2,496:		5.5	12,408
Grade 3. Range \$1,902 to \$2,298:		4.5	9,186
Grade 2. Range \$1,704 to \$2,100:			0.1
Subprofessional service:			
Grade 8. Range \$2,980 to \$3,640:		1	2,980
Grade 7. Range \$2,650 to \$3,310:		1	3,310
Grade 6. Range \$2,320 to \$2,980:		1	2,320
Grade 5. Range \$2,100 to \$2,496:		2	4,332
Grade 4. Range \$1,902 to \$2,298:		1	1,968
Grade 3. Range \$1,704 to \$2,100:			1
Grade 2. Range \$1,572 to \$1,968:			0.1
Total permanent, departmental		26.4	44.7
Total		88,518	135,575

FOREST SERVICE—Continued

Working Funds, Agriculture, Forest Service—Continued

By objects	Obligations		
	Estimate, 1947	Estimate, 1946	Actual, 1945
	Man-years	Total salary	Man-years
<b>PERSONAL SERVICES, DEPARTMENTAL—CON.</b>			
W. A. E. employment, departmental			1 \$1,800
Overtime pay, departmental		1,975	23,256
All personal services, departmental	27.4	32,293	46.1 160,681
<b>PERSONAL SERVICES, FIELD</b>			
<b>Professional service:</b>			
Grade 7. Range \$7,175 to \$8,225:			
Acting director	0.1	718	0.2 1,372
Mathematician	0.5	3,690	0.2 1,500
Technologist			0.3 1,994
Grade 6. Range \$6,230 to \$7,070:			
Chemist	0.3	2,121	0.8 5,105
Chemical engineer			0.2 1,167
Consulting engineer	0.3	2,121	0.2 1,167
Engineer	2.7	16,949	2.2 11,244
Forester	1	6,482	1.5 8,520
Forest economist	0.5	3,220	
Forest products technologist	0.3	2,121	0.1 560
Industrial specialist	14.6	93,550	16.5 92,610
Project chief			0.9 5,047
Plywood technologist	0.3	1,869	0.1 560
Technologist	1.6	9,986	1.6 9,064
Topographic engineer	1	6,440	1 5,800
Grade 5. Range \$5,180 to \$6,020:			
Aircraft engineer	0.8	4,317	
Assistant to assistant regional forester	0.4	2,408	0.4 2,160
Chemist	0.6	3,249	2.1 10,013
Chemical engineer	1	5,390	0.3 1,620
Engineer	6.5	34,695	10.8 51,667
Forester	6.8	36,411	22.6 107,750
Forest economist	0.3	1,806	2 10,317
Industrial specialist	13.1	70,139	14.2 65,321
Silviculturist	0.5	2,987	2.3 11,383
Technical reviewer	0.8	4,993	1.5 7,283
Technologist	1	5,180	1.2 5,595
Wood technologist	0.3	1,667	0.6 2,760
Grade 4. Range \$4,300 to \$5,180:			
Chemist	1	4,466	1.5 5,808
Civil engineer			0.4 1,590
Construction engineer			1 3,850
Engineer	7.7	38,196	8 30,584
Forester	4.8	22,582	20.4 77,546
Forest economist	2.5	10,971	2.5 9,525
Forest products technologist	0.2	860	1 3,958
Industrial specialist	4.3	19,141	5.4 20,705
Conservation writer			0.3 1,350
Information specialist	0.5	2,260	0.5 2,092
Training specialist			0.7 2,690
Technical writer	0.3	1,290	0.8 3,040
Technologist	3.7	16,287	4.6 17,810
Silviculturist	0.8	4,079	1.8 8,280
Logging engineer	0.8	3,616	0.5 2,200
Plastics technologist			0.4 1,583
Wood technologist	0.5	2,260	0.2 760
Grade 3. Range \$3,640 to \$4,300:			
Chemist	2.6	9,464	3.8 12,187
Chemical engineer	0.7	2,548	1.6 5,137
Civil engineer	1.3	4,798	1.9 6,588
Information specialist			1.8 5,866
Engineer	20.1	75,136	21.5 69,661
Forester	27.2	104,330	89.1 288,608
Forest economist	3.2	12,219	5.7 18,240
Forest products technologist	1.2	4,577	0.8 2,560
Industrial specialist	2	7,323	1.8 5,841
Improvement superintendent			0.5 1,726
Wood technologist	0.5	1,875	
Painting technologist	0.8	2,912	0.3 964
Physical chemist			0.2 640
Physicist	0.2	728	0.6 1,920
Silviculturist	1	3,801	1.1 3,520
Technical writer	1	3,630	1.4 4,491
Technologist	6	22,286	4 13,788
Mathematician	0.4	1,562	0.6 1,920
Training officer			0.1 320
Grade 2. Range \$2,980 to \$3,640:	20.9	65,498	27.2 72,882
Grade 1. Range \$2,320 to \$2,980:	3.3	8,023	6 12,324
<b>Clerical, administrative, and fiscal service—Continued</b>			
Grade 11. Range \$4,300 to \$5,180:			
Administrative officer	1.3	5,899	2.9 11,442
Regional fiscal inspector	0.6	2,580	0.1 460
Grade 10. Range \$3,970 to \$4,630:			
Administrative officer			0.2 780
Inspector of accounts			0.5 2,270
Grade 9. Range \$3,640 to \$4,300:			
Administrative assistant	1	3,757	3.4 11,074
Purchasing agent			0.6 1,920
Regional accountant			0.1 320
Grade 8. Range \$3,310 to \$3,970:	0.9	3,110	1 3,221
Grade 7. Range \$2,980 to \$3,640:	9.3	29,112	13.8 37,136
Grade 6. Range \$2,650 to \$3,310:	1.2	3,418	2 4,837
Grade 5. Range \$2,320 to \$2,980:	6	13,932	8.9 19,442
Grade 4. Range \$2,100 to \$2,496:	20.5	46,037	39.4 73,353

By objects	Obligations		
	Estimate, 1947	Estimate, 1946	Actual, 1945
	Man-years	Total salary	Man-years
<b>PERSONAL SERVICES, FIELD—continued</b>			
Clerical, administrative, and fiscal service—Continued			
Grade 3. Range \$1,902 to \$2,298			47.5 106.3
Grade 2. Range \$1,704 to \$2,100		\$93,786	\$174,482
Grade 1. Range \$1,506 to \$1,902		39.5 69,257	39.9 58,595
Subprofessional service:		9.7 14,928	9.7 12,222
Grade 8. Range \$2,980 to \$3,640		9.5 30,602	20.8 54,362
Grade 7. Range \$2,650 to \$3,310		5.1 13,884	11.8 27,140
Grade 6. Range \$2,320 to \$2,980		7.4 18,453	38.3 78,759
Grade 5. Range \$2,100 to \$2,496		20.1 44,085	22.8 43,081
Grade 4. Range \$1,902 to \$2,298		26.3 50,023	24.1 41,767
Grade 3. Range \$1,704 to \$2,100		23.5 41,228	33.3 49,490
<b>Crafts, protective, and custodial service:</b>			
Grade 10. Range \$2,980 to \$3,640		1.3 3,991	2 5,562
Grade 9. Range \$2,650 to \$3,310		0.3 883	1.4 3,482
Grade 8. Range \$2,540 to \$3,200		8.6 22,790	12.9 29,339
Grade 7. Range \$2,364 to \$2,870		40.7 99,953	36.8 77,253
Grade 6. Range \$2,166 to \$2,562		5.2 11,936	7.6 14,582
Grade 5. Range \$1,968 to \$2,364		3.8 7,987	3.3 5,643
Grade 4. Range \$1,770 to \$2,166		10.3 19,299	8.6 13,272
Grade 3. Range \$1,572 to \$1,902		14.9 24,738	12.5 16,836
Grade 2. Range \$1,440 to \$1,770		8.2 12,273	7.9 9,481
Unclassified		19.5 41,484	26.8 52,858
Total permanent, field	517	1,507,952	2,078,602
Temporary employment, field	77	133,361	195 365,242
Part-time employment, field	0.2	158	0.5 1,002
W. A. E. employment, field	21.3	35,970	18.7 29,093
Casual employment, field	32.5	55,471	141 233,488
Overtime pay, field		44,400	505,004
Night-work differential, field		1,700	
Additional pay for foreign service, field		1,025	2,636
All personal services, field	648	1,780,037	1,158.5 3,215,067
Total, departmental and field	675.4	1,872,330	1,204.6 3,375,748
Deduct quarters and subsistence furnished		4,206	20,531
01 Personal services (net)	675.4	1,868,124	1,204.6 3,355,217
<b>OTHER OBLIGATIONS</b>			
02 Travel		153,941	304,811
03 Transportation of things		18,037	39,190
04 Communication services		13,800	36,458
05 Rents and utility services		54,171	82,086
07 Other contractual services		19,127	67,757
08 Supplies and materials		339,323	729,170
09 Equipment		69,577	247,859
10 Lands and structures			16,703
Total other obligations		667,976	1,524,034
Grand total obligations		2,536,100	4,879,251
Reimbursements for services performed		-923	-575
Advanced from—			
War Department		-534,525	-1,016,169
Navy Department		-308,025	-284,700
Interior Department		-15,000	-34,032
Federal Works Agency			-385,573
Federal Power Commission		-960	-172
Department of Commerce		-8,000	-33,851
Office of Scientific Research and Development		-15,000	-40,000
War Production Board		-680,000	-1,793,975
Farm Security Administration			-3,508
Selective Service		-253,380	-316,554
Commodity Credit Corporation			-27,000
National Advisory Committee on Aeronautics			-15,000
Office for Emergency Management			-15,150
Office of Price Administration		-9,130	
War Manpower Commission		-4,216	-850
United States Employment Service		-1,610	
Prior year balance available in 1945			-2,410,805
1945 balance available in 1946		-760,009	+760,009
Estimated savings, unobligated balance		54,678	738,654
Total estimate or appropriation			
<b>BY PROJECTS OR FUNCTIONS</b>			
1. Winterizing and operating observation stations (War Department)			\$5,134
2. Strength studies of wood, plywood, and glues for use in aircraft (War Department)		\$68,947	55,329
3. General research and development program, plastics, glue evaluation, seasoning, etc., for aircraft (War Department)		14,775	14,182
4. For mapping strategic areas (War Department)		10,000	
5. Preparation of packaging inspection manual (War Department)		325	8,627
6. Solving packaging and container problems, and for instruction courses in container construction and packaging (War Department, Ordnance)		180,981	459,029

By projects or functions	Obligations		
	Estimate, 1947	Estimate, 1946	Actual, 1945
7. Solving packaging and container problems (War Department, Army Air Forces).....		\$227,546	\$193,914
8. Instruction courses on container construction and packaging (War Department).....		28,962	46,367
9. Instruction courses for inspectors of aircraft wood, and instruction courses in container design (War Department).....			2,985
10. Protection of maneuver area, West Virginia (War Department).....		1,917	25,103
11. Protection of Hunter Liggett Military Reservation, Calif. (War Department).....		43,897	89,902
12. Certification of facilities for kiln drying of aircraft lumber (War Department).....			25,778
13. Development of nonmetallic land mines (War Department).....			41,560
14. Development of containers and packaging of communications equipment and parts (War Department).....		9,597	4,691
15. Strength studies of wood, plywood, and glues in aircraft (Navy Department).....		69,025	55,282
16. Textbook on kiln certification (Navy Department).....			4,452
17. Investigation of fibrous materials for sandwich construction (Navy Department).....		9,420	4,255
18. Instruction courses on export packaging for Navy personnel (Navy Department).....		9,414	17,998
19. Studies relating to the use of wood in boats, including laminated construction, fireproofing, preservation, etc. (Navy Department).....		28,622	54,371
20. Development of plastic cartridge cases (Navy Department).....		8,716	6,605
21. For mapping strategic areas (Navy Department).....		287,610	183,381
22. Research in cargo flooring in naval aircraft (Navy Department).....			8,917
23. Research on fabrication of materials for high-speed naval aircraft (Navy Department).....		10,000	
24. Study of stress concentration in monostropic materials (National Advisory Committee on Aeronautics).....		14,080	568
25. Construction of a road from Las Vegas, Nev., to Three Kids Mine (Interior Department).....			69
26. Protection of Oregon & California R. R. and reconveyed Coos Bay Wagon Road grant lands located within the boundaries of national forests (Interior Department).....		11,707	11,995
27. Relocation of Forest Service facilities on lands subject to flooding from Shasta Dam, Calif. (Interior Department).....		28,328	968
28. Reconstruction of Forest Service telephone lines to eliminate power interference caused by Bonneville project (Interior Department).....		5,278	486
29. To cover cost of moving forest ranger station, Boise, Idaho (Interior Department).....		10,748	
30. Survey and study of future development in Columbia River Basin (Interior Department).....		14,978	
31. Investigation of applications, and construction, maintenance, and improvement of access roads to sources of raw materials (Federal Works Agency).....		284,798	1,075,677
32. Guard service for building occupied by war mapping project (Federal Works Agency).....			131
33. Investigation and supervision of Federal Power Commission projects (Federal Power Commission).....		960	783
34. Collection of forest-products data (Department of Commerce).....		32,321	8,773
35. Use of Forest Service facilities in Alaska to provide fiscal, personnel, and procurement services (Office of Price Administration, War Manpower Commission, and United States Employment Service).....		15,064	14,736
36. Survey of forest resources in other American republics (Coordinator of Inter-American Affairs).....		69	1,460
37. Photostating secret documents (Office of Scientific Research and Development).....		21,696	31,602
38. Survey of cinchona resources of Colombia (Foreign Economic Administration).....			329
39. Stimulating the production of forest products needed in the war effort (War Production Board).....		578,250	1,145,052
40. Gathering and furnishing information on the production, requirements, and supplies of forest products (War Production Board).....		199,572	278,761

By projects or functions	Obligations		
	Estimate, 1947	Estimate, 1946	Actual, 1945
41. Pilot plant study of laminating ship timbers and structural timbers, design of furnace-type dry kiln, water repellents, etc. (War Production Board).....		\$10,107	\$122,729
42. Pilot plant study of the Scholler process for the production of wood sugar and its conversion to ethyl alcohol (War Production Board).....			27,694
43. Operating civilian public service camps (Selective Service System).....		249,171	292,340
44. Payments in lieu of taxes, and for insurance of Government property on Sublimity, Ky., and Drummond, Wis., rural rehabilitation projects (Farm Security Administration).....		1,862	4,366
45. To cover costs incident to conducting tests on egg cases (Commodity Credit Corporation).....		59	24,025
46. Services performed for other agencies.....		46,375	575
47. Overtime pay.....			528,260
Grand total obligations.....		2,536,100	4,879,251
Adjustments (see objects schedule for detail).....		-2,536,100	-4,879,251
Total estimate or appropriations.....			

Total, Forest Service, annual appropriations, general account:  
 Estimate 1947, \$38,251,500      Appropriated 1946, \$28,365,500

Permanent appropriations, special accounts:

**Payments to States and Territories From the National Forests Fund—**

Twenty-five percent of all money received from each forest reserve during any fiscal year is paid at the end thereof by the Secretary of the Treasury to the State or Territory in which the reserve is situated, to be expended as the State or Territorial legislature may prescribe for the benefit of the public schools and public roads of the county or counties in which the forest reserve is situated. When any forest reserve is in more than one State or Territory, or county, the distributive share to each from the proceeds of the reserve is proportional to its area therein. (16 U. S. C. 500.)

Estimate 1947, \$3,900,000      Appropriated 1946, \$3,894,000  
 Revised 1946, \$4,001,000

11 Grants, subsidies, and contributions: Obligations—1947, \$3,900,000; 1946, \$4,001,000; 1945, \$4,005,438.

**Payments to School Funds, Arizona and New Mexico, National Forests Fund—**

At the close of each fiscal year there is paid by the Secretary of the Treasury to each of these two States, as income for its common-school fund, an amount equivalent to such proportion of the gross proceeds of all the national forests within the State as the area of lands granted to the State for school purposes within these forest reserves may bear to the total area of all national forests within these States. (Act of June 20, 1910, Public Law 219.)

Estimate 1947, \$40,000      Appropriated 1946, \$38,476  
 Revised 1946, \$40,000

11 Grants, subsidies, and contributions: Obligations—1947, \$40,000; 1946, \$40,000; 1945, \$38,476.

**Roads and Trails for States, National Forests Fund—**

An additional 10 percent of all moneys received from the national forests during each fiscal year is available at the end thereof, to be expended by the Secretary for the construction and maintenance of roads and trails within the national forests in the States from which such proceeds are derived. (16 U. S. C. 501.)

Estimate 1947, \$1,560,000      Appropriated 1946, \$1,557,000  
 Revised 1946, \$1,600,000

By objects	Obligations					
	Estimate, 1947		Estimate, 1946		Actual, 1945	
<b>PERSONAL SERVICES, FIELD</b>						
Professional service:	Man-	Total	Man-	Total	Man-	Total
Grade 6. Range \$6,230 to \$7,070:	years	salary	years	salary	years	salary
Assistant regional forester.....	1	\$6,860	1	\$6,807	0.8	\$4,500
Grade 5. Range \$5,180 to \$6,020:						
Forester.....	1.3	7,616	1.3	7,499	0.8	4,243
Engineer.....	0.1	518	0.1	518	0.6	2,773

**FOREST SERVICE—Continued**

**Roads and Trails for States, National Forests Fund—Continued**

By objects	Obligations					
	Estimate, 1947		Estimate, 1946		Actual, 1945	
	Man-years	Total salary	Man-years	Total salary	Man-years	Total salary
<b>PERSONAL SERVICES, FIELD—continued</b>						
<b>Professional service—Continued</b>						
Grade 4. Range \$1,300 to \$5,180:						
Engineer	1.4	\$6,585	1.4	\$6,585	0.5	\$2,000
Highway bridge engineer					0.7	3,000
Grade 3. Range \$3,640 to \$4,300:						
Forester	2.5	9,815	2.5	9,701	0.7	2,318
Engineer	12.3	47,340	12.3	46,926	4.7	15,951
Grade 2. Range \$2,980 to \$3,640:						
Engineer	0.6	1,854	0.6	1,821	2.8	7,697
Grade 1. Range \$2,320 to \$2,980:						
Clerical, administrative, and fiscal service:					0.1	200
Grade 9. Range \$3,640 to \$4,300:						
Fiscal accountant	2.5	10,200	2.5	10,172	1	3,558
Superintendent of construction	0.5	1,820	0.5	1,820	0.4	1,346
Grade 8. Range \$3,310 to \$3,970:						
Engineer					0.2	580
Grade 7. Range \$2,980 to \$3,640:						
Engineer					0.6	1,625
Grade 6. Range \$2,650 to \$3,310:						
Engineer	2.1	5,796	2.1	5,786	1.1	2,530
Grade 5. Range \$2,320 to \$2,980:						
Engineer	1.1	2,794	1.1	2,744	2.5	5,190
Grade 4. Range \$2,100 to \$2,496:						
Engineer	6.5	14,482	6.5	14,371	4.4	8,335
Grade 3. Range \$1,902 to \$2,298:						
Engineer	11.4	23,164	11.4	23,021	3.7	6,199
Grade 2. Range \$1,704 to \$2,100:						
Engineer	5.6	9,606	5.6	9,544	4.8	7,006
<b>Subprofessional service:</b>						
Grade 8. Range \$2,980 to \$3,640:						
Engineer	0.8	2,384	0.8	2,384	1	2,698
Grade 7. Range \$2,650 to \$3,310:						
Engineer	1.5	4,636	1.5	4,636	1.1	2,893
Grade 6. Range \$2,320 to \$2,980:						
Engineer	4.9	12,127	4.9	12,006	4.3	9,158
Grade 5. Range \$2,100 to \$2,496:						
Engineer	17.3	37,760	17.3	37,344	16.3	30,114
Grade 4. Range \$1,902 to \$2,298:						
Engineer	10.3	20,902	10.3	20,779	7.2	12,837
Grade 3. Range \$1,704 to \$2,100:						
Engineer	5.2	9,201	5.2	9,138	2	2,936
Grade 2. Range \$1,572 to \$1,968:						
Technologist					0.1	132
<b>Crafts, protective, and custodial service:</b>						
Grade 10. Range \$2,980 to \$3,640:						
Engineer	4	11,920	4	11,920	1.7	4,718
Grade 9. Range \$2,650 to \$3,310:						
Engineer	1.3	3,785	1.3	3,699	0.7	1,612
Grade 8. Range \$2,320 to \$2,980:						
Engineer	10.4	27,820	10.4	27,760	7.5	16,679
Grade 7. Range \$2,364 to \$2,870:						
Engineer	5.8	14,294	5.8	14,219	6.5	13,260
Grade 6. Range \$2,166 to \$2,562:						
Engineer	8.5	18,684	8.5	18,576	5.4	10,044
Grade 5. Range \$1,968 to \$2,364:						
Engineer					0.1	170
Grade 4. Range \$1,770 to \$2,166:						
Engineer	2.1	3,783	2.1	3,759	0.7	1,080
Grade 2. Range \$1,440 to \$1,770:						
Engineer					0.1	120
Unclassified	27.6	66,822	27.6	66,822	31.7	64,973
Total permanent, field	148.6	382,568	148.6	380,357	116.8	252,475
Temporary employment, field	111.8	230,678	111.8	230,678	108.4	195,536
W. A. E. employment, field	62	90,970	62	90,970	16.8	27,365
Casual employment, field	161	256,436	140.2	237,647	130.2	197,055
Overtime pay, field				21,000		116,754
Additional pay for foreign service, field		244		244		765
All personal services, field	483.4	960,896	462.6	960,896	372.2	789,950
Deduct quarters and subsistence furnished		4,500		4,500		4,928
01 Personal services (net)	483.4	956,396	462.6	956,396	372.2	785,022
<b>OTHER OBLIGATIONS</b>						
02 Travel		15,040		15,040		14,780
03 Transportation of things		7,580		7,580		7,685
04 Communication services		875		875		551
05 Rents and utility services		3,709		3,709		5,316
07 Other contractual services		18,350		18,350		73,398
08 Supplies and materials		373,789		393,789		330,065
09 Equipment		184,261		204,261		169,456
10 Lands and structures						1
13 Refunds, awards, and indemnities						75
Total other obligations		603,604		643,604		601,327
Grand total obligations		1,560,000		1,600,000		1,386,349
Reimbursements for services performed						-6,005
Prior year balance available in 1945						-1,305,340
1945 balance available in 1946				-1,527,001		+1,527,001
1946 balance available in 1947				+1,527,001		
1947 balance available in 1948				+1,527,001		
Net total obligations		1,560,000		1,600,000		1,602,005
Covered into Treasury as miscellaneous receipts, Public Law 529						+170
Total estimate or appropriation		1,560,000		1,600,000		1,602,175

Total, Forest Service, special accounts:

Estimate 1947, \$5,500,000      Appropriated 1946, \$5,489,476  
 Revised 1946, \$5,641,000

Total, Forest Service, general and special accounts:

Estimate 1947, \$43,751,500      Appropriated 1946, \$33,854,976  
 Revised 1946, \$34,006,500

**Trust account:**

**Cooperative Work, Forest Service—**

All moneys received as contributions toward cooperative work in forest investigations, or the protection and improvement of the national forests, including deposits received from timber purchases to cover the cost to the United States of disposing of brush and other debris resulting from cutting operations in sales of national forest timber, are covered into the Treasury and constitute a special fund, which is appropriated and made available until expended, as the Secretary may direct, for the payment of the expenses of the investigations, protection, or improvements by the Forest Service, and for refunds to the contributors of amounts paid in by them in excess of their share of the cost of the investigations, protection, or improvements. (16 U. S. C. 490, 498, 572, 581; 31 U. S. C. 725s.)

Estimate 1947, \$2,000,000

Appropriated 1946, \$2,000,000

By objects	Obligations					
	Estimate, 1947		Estimate, 1946		Actual, 1945	
	Man-years	Total salary	Man-years	Total salary	Man-years	Total salary
<b>PERSONAL SERVICES, FIELD</b>						
<b>Professional service:</b>						
Grade 6. Range \$6,230 to \$7,070:						
Engineer	0.2	\$1,246	0.2	\$1,246	0.3	\$1,884
Technologist	0.1	623	0.1	623	0.4	2,240
Forester					0.4	2,254
Chemist					0.1	640
Grade 5. Range \$5,180 to \$6,020:						
Chemist					0.8	3,795
Engineer	0.2	1,176	0.2	1,176	0.3	1,380
Forester					0.1	498
Technologist					0.1	460
Grade 4. Range \$4,300 to \$5,180:						
Chemist	0.2	1,036	0.2	1,036	0.3	1,158
Engineer	0.7	3,297	0.7	3,297	0.1	400
Forester					0.1	460
Silviculturist					1.3	5,000
Technologist	0.2	1,036	0.2	1,036	0.1	400
Grade 3. Range \$3,640 to \$4,300:						
Chemist	0.3	1,095	0.3	1,095	0.9	2,969
Engineer	0.8	2,912	0.8	2,912	0.4	1,280
Forester	1.5	5,570	1.5	5,570	1.2	3,891
Technologist	0.5	1,910	0.5	1,910	0.7	2,264
Improvement superintendent	0.1	364	0.1	364	0.1	320
Parachute rigger					0.3	1,095
Grade 2. Range \$2,980 to \$3,640:						
Engineer	3.5	11,057	3.5	11,057	1.5	4,050
Grade 1. Range \$2,320 to \$2,980:						
Clerical, administrative, and fiscal service:						
Grade 10. Range \$3,970 to \$4,630:						
Fiscal inspector	0.7	3,074	0.7	3,074		
Grade 9. Range \$3,640 to \$4,300:						
Administrative assistant	0.1	364	0.1	364	1.1	3,725
Logging superintendent	1	3,750	1	3,750	1	3,200
Fiscal accountant	1	3,915	1	3,915		
Grade 7. Range \$2,980 to \$3,640:						
Engineer	1.5	4,480	1.5	4,480	1.8	4,748
Grade 5. Range \$2,320 to \$2,980:						
Engineer	3.2	8,401	3.2	8,401	0.8	1,654
Grade 4. Range \$2,100 to \$2,496:						
Engineer	2.1	4,497	2.1	4,497	8	14,860
Grade 3. Range \$1,902 to \$2,298:						
Engineer	12.5	24,423	12.5	24,423	8.7	15,368
Grade 2. Range \$1,704 to \$2,100:						
Engineer	12.1	21,249	12.1	21,249	5.3	8,195
Grade 1. Range \$1,506 to \$1,902:						
Engineer	0.2	302	0.2	302	0.7	926
<b>Subprofessional service:</b>						
Grade 8. Range \$2,980 to \$3,640:						
Engineer	2.5	7,450	2.5	7,450	1.4	3,640
Grade 7. Range \$2,650 to \$3,310:						
Engineer	26.1	71,921	26.1	71,921	23.8	56,331
Grade 6. Range \$2,320 to \$2,980:						
Engineer	33.5	80,252	33.5	80,252	24.4	55,566
Grade 5. Range \$2,100 to \$2,496:						
Engineer	70.6		70.6		44	
Technologist		151,824		151,824		81,419
Grade 4. Range \$1,902 to \$2,298:						
Engineer	32.1	62,364	32.1	62,364	23.3	40,336
Grade 3. Range \$1,704 to \$2,100:						
Engineer	13.7	23,840	13.7	23,840	9.3	13,908
Grade 2. Range \$1,572 to \$1,968:						
Engineer					0.6	792
<b>Crafts, protective, and custodial service:</b>						
Grade 10. Range \$2,980 to \$3,640:						
Engineer	0.2	596	0.2	596	0.2	640
Grade 9. Range \$2,650 to \$3,310:						
Engineer	1.2	3,213	1.2	3,213	1.3	3,389
Grade 8. Range \$2,320 to \$2,980:						
Engineer	2	5,638	2	5,638	2.8	2,973
Grade 7. Range \$2,364 to \$2,870:						
Engineer	6.7	16,293	6.7	16,293	5.8	12,296
Grade 6. Range \$2,166 to \$2,562:						
Engineer	6	13,194	6	13,194	4.2	7,812
Grade 5. Range \$1,968 to \$2,364:						
Engineer	0.4	788	0.4	788	0.7	1,191
Grade 4. Range \$1,770 to \$2,166:						
Engineer					0.6	995



By objects	Obligations			By projects or functions	Obligations		
	Estimate, 1947	Estimate, 1946	Actual, 1945		Estimate, 1947	Estimate, 1946	Actual, 1945
<b>OTHER OBLIGATIONS</b>				1. Construction of improvements.....	\$323,000	\$323,000	\$287,141
02 Travel.....	\$9,592	\$9,592	\$12,553	2. Maintenance of improvements.....	342,000	342,000	305,244
03 Transportation of things.....	30,100	30,100	28,863	3. Prevention and suppression of forest fires.....	589,000	584,000	523,270
04 Communication services.....	3,929	3,929	3,739	4. Disposal of brush and other debris in timber sale operations and sale area betterment.....	991,513	991,513	752,532
05 Rents and utility services.....	13,707	13,707	12,603	5. Forest investigations.....	176,000	176,000	156,160
07 Other contractual services.....	99,658	99,658	115,778	6. Administration.....	61,500	61,500	55,040
08 Supplies and materials.....	295,856	295,856	322,779	7. Reforestation.....	4,900	1,900	4,230
09 Equipment.....	110,600	110,600	86,974	8. Refunds to cooperators.....	26,000	26,000	39,288
11 Grants, subsidies, and contributions.....	700	700	178	9. Services performed for other agencies.....			7,749
13 Refunds, awards, and indemnities.....	26,000	26,000	39,288	10. Overtime pay.....		59,291	315,725
Total other obligations.....	590,532	590,532	623,055	Grand total obligations.....	2,513,913	2,573,204	2,446,342
Grand total obligations.....	2,513,913	2,573,204	2,446,342	Adjustments (see objects schedule for detail).....	-513,913	-573,204	+950,726
Reimbursements for services performed.....			-7,749	Total estimate or appropriation.....	2,000,000	2,000,000	3,406,068
Prior year funds available in 1945.....			-2,936,698				
1945 funds available in 1946.....			+3,904,173				
1946 funds available in 1947.....	-3,330,969	+3,330,969					
1947 funds available in 1948.....	+2,817,056						
Total estimate or appropriation.....	2,000,000	2,000,000	3,406,068				

Statement of proposed expenditures for purchase, maintenance, repair, and operation of passenger-carrying vehicles and aircraft for the fiscal year ending June 30, 1947

FOREST SERVICE

Appropriation	Vehicles (motor unless otherwise indicated) or aircraft to be purchased		Old vehicles or aircraft to be exchanged		Net cost of vehicles or aircraft to be purchased	Old vehicles or aircraft still to be used	Total maintenance, repair, and operation, all vehicles or aircraft	Public purpose and users
	Number	Gross cost	Number	Allowance (estimated)				
Salaries and expenses, Forest Service:								
General administrative expenses.....						1	\$300	Used for transportation of employees of chief's office on official business in the District of Columbia.
Protection and management of national forests.....	150	\$157,500	148	\$44,400	\$113,100	408	139,500	Used by forest officers engaged in protection, management, utilization, and development of the national forests.
Do.....	14	70,000			70,000	13	17,000	Used for transportation of men and supplies, including "smoke jumpers," to inaccessible areas for reconnaissance of large fires and for detection services in remote areas and after lightning storms.
Forest and range management investigations.....	44	46,200	32	9,600	36,600	60	26,000	Used by technicians employed at experimental forests and ranges and by those engaged on research projects directed from experiment station headquarters.
Forest products.....	6	6,300	6	1,800	4,500	7	3,250	Used by employees assigned to forest utilization units at forest experiment stations.
Forest resources.....	62	65,100	12	3,600	61,500	12	18,500	Used by individuals and crews assigned to the comprehensive forest survey.
Farm and other private forestry co-operation.....						21	6,350	Used by foresters engaged in the task of improving forestry practices on State and private land.
Acquisition of lands.....	31	32,550			32,550		7,750	Used by land examiners and survey crews engaged in the purchase of forest land.
Total.....	297	377,650	198	59,400	318,250	522	218,650	

<sup>1</sup> Aircraft.

FOREST ROADS AND TRAILS

Forest Roads and Trails—

For carrying out the provisions of section 23 of the Federal Highway Act approved November 9, 1921, as amended (23 U. S. C. 23, 23a), and for the construction, reconstruction, and maintenance of roads and trails on experimental areas under Forest Service administration, (1) **[\$4,418,778]** \$12,500,000 for forest development roads and trails, which sum is authorized to be appropriated by the Act of December 20, 1944 (Public Law 521) [(including not to exceed \$68,846 for personal services in the District of Columbia)], and (2) **[\$1,500,000]** \$33,714,222 for [maintenance and reconstruction of] forest highways, which latter sum [is part] consists of (a) the balance of the amount [of \$5,714,222] authorized to be appropriated for the fiscal year 1942 and the amount authorized to be appropriated for the fiscal year 1943 by the Act of September 5, 1940 (54 Stat. 867, Public Law 780—Seventy-sixth Congress), and (b) \$14,500,000, a part of the amount authorized to be appropriated by the Act of December 20, 1944 (Public Law 521), in all, **[\$5,918,778]** \$36,214,222 (including not to exceed \$99,804 for personal services in the District of Columbia), to be immediately available and to remain available until expended: *Provided*, That this appropriation shall be available for the rental, purchase, construction, or alteration of buildings necessary for the storage and repair of equipment and supplies used for road and trail construction and maintenance, but the total cost of any such building purchased, altered, or constructed under this authorization shall not exceed \$10,000, with the exception that any building erected, purchased, or acquired, the cost of which was \$10,000 or more, may be improved within any fiscal year by an amount not to exceed 2 per centum of the cost of such building as certified by the Secretary [

and that \$10,200 may be expended for the installation of a heating plant in, and for other betterments to the Sellwood shop buildings in Portland, Oregon].

[Forest roads and trails: For an additional amount, fiscal year 1946, for "Forest roads and trails", including the objects and subject to the conditions specified under this head in the Department of Agriculture Appropriation Act, 1946, \$4,000,000, to remain available until expended, of which amount \$2,000,000 is for forest development roads and trails, being a part of the \$12,500,000 authorized to be appropriated for the first postwar fiscal year by the Act of December 20, 1944 (58 Stat. 838), and \$2,000,000 is for forest highways, being a part of the balance of the \$7,000,000 authorized to be appropriated for the fiscal year 1942 by the Act of September 5, 1940 (54 Stat. 867).] (Act of May 5, 1945, Public Law 52; Act of Dec. 28, 1945, Public Law 269.)

Annual appropriation, general account:

Estimate 1947, **\$36,214,222**                      Appropriated 1946, **\$9,918,778**

By objects	Obligations		
	Estimate, 1947	Estimate, 1946	Actual, 1945
<i>Forest highways</i>			
<b>PERSONAL SERVICES</b>			
01 Personal services (net) (for detail see "Forest road development" schedule below).....	Man- Total years salary	Man- Total years salary	Man- Total years salary
	53 9 \$148,403	18 4 \$34,683	28. 5 \$49,926

FOREST ROADS AND TRAILS—Continued			
Forest Roads and Trails—Continued			
By objects	Obligations		
	Estimate, 1947	Estimate, 1946	Actual, 1945
<i>Forest highways—Continued</i>			
OTHER OBLIGATIONS			
02 Travel.....	\$9,500	\$1,200	\$632
03 Transportation of things.....	400	300	150
04 Communication services.....	3,100	2,700	1,362
05 Rents and utility services.....	500	300	114
07 Other contractual services.....	23,512,222	3,424,820	15,489
08 Supplies and materials.....	30,037	25,997	4,910
09 Equipment.....	10,000	10,000	4,910
Total other obligations.....	23,565,819	3,465,317	22,657
Grand total obligations.....	23,714,222	3,500,000	72,583
Reimbursements for services performed.....			-4,330
Prior year balance available in 1945.....			-110,169
1945 balance available in 1946.....		-41,916	+41,916
1946 balance available in 1947.....	-41,916	+41,916	
1947 balance available in 1948.....	+41,916		
Total, forest highways.....	23,714,222	3,500,000	
<i>Forest road development</i>			
PERSONAL SERVICES, DEPARTMENTAL			
Professional service:			
Grade 7. Range \$7,175 to \$8,225:			
Engineer.....	0.5 \$3,719	0.5 \$3,719	
Grade 6. Range \$6,230 to \$7,070:			
Engineer.....			0.5 \$3,232
Grade 5. Range \$5,180 to \$6,020:			
Engineer.....	1.5 9,030	1.5 9,030	1.2 6,360
Grade 4. Range \$4,300 to \$5,180:			
Engineer.....	6.5 31,470	4.5 21,550	2 9,000
Grade 2. Range \$2,980 to \$3,640:			
Engineer.....	1 3,200	1 3,200	1 2,700
Clerical, administrative, and fiscal service:			
Grade 11. Range \$4,300 to \$5,180:			
Administrative officer.....	1 5,180	1 5,180	0.9 3,557
Grade 7. Range \$2,980 to \$3,640:			
Engineer.....	1 3,090	1 3,090	0.6 1,610
Grade 6. Range \$2,650 to \$3,310:			
Engineer.....	1 2,760	1 2,742	0.4 875
Grade 5. Range \$2,320 to \$2,980:			
Engineer.....	1.5 3,810	1.5 3,782	0.7 1,586
Grade 4. Range \$2,100 to \$2,496:			
Engineer.....	3.5 8,076	3 6,861	2.3 4,556
Grade 3. Range \$1,902 to \$2,298:			
Engineer.....	4 8,006	2 3,988	2 3,381
Grade 2. Range \$1,704 to \$2,100:			
Engineer.....	1 1,704	1 1,704	0.2 261
Subprofessional service:			
Grade 7. Range \$2,650 to \$3,310:			
Engineer.....	5.5 16,555	3.5 10,265	1.9 5,583
Grade 4. Range \$1,902 to \$2,298:			
Engineer.....			0.1 202
Grade 3. Range \$1,704 to \$2,100:			
Engineer.....	1 1,704	1 1,704	0.2 232
Crafts, protective, and custodial service:			
Grade 2. Range \$1,440 to \$1,770:			
Engineer.....			0.2 187
Total permanent, departmental.....	29 98,304	22.5 76,815	14.2 43,322
W. A. E. employment, departmental.....	1 1,500	1 1,500	0.2 227
Overtime pay, departmental.....		864	7,424
All personal services, departmental.....	30 99,804	23.5 78,179	14.4 50,973
PERSONAL SERVICES, FIELD			
Professional service:			
Grade 7. Range \$7,175 to \$8,225:			
Director.....	0.2 1,435	0.2 1,435	0.3 1,950
Grade 6. Range \$6,230 to \$7,070:			
Assistant regional forester.....	4 26,080	4 25,980	4.4 25,737
Grade 5. Range \$5,180 to \$6,020:			
Assistant to assistant regional forester.....			1.1 5,850
Civil engineer.....	4 22,190	4 22,081	2.2 10,367
Forester.....	0.5 2,695	0.5 2,695	0.7 3,334
Engineer.....	11 2 63,182		
Highway engineer.....	1.9 10,808	1.9 10,704	2 9,866
Grade 4. Range \$4,300 to \$5,180:			
Assistant forest supervisor.....	1 4,520	1 4,334	
Civil engineer.....	6.9 32,706	6.9 32,664	6.8 27,721
Construction engineer.....	1 4,740	1 4,584	0.5 1,950
Engineer.....	16.5 76,890		
Equipment engineer.....			1.5 6,637
Forester.....	0.2 1,036	0.2 1,036	0.6 2,297
Highway bridge engineer.....	1 4,740	1 4,740	0.2 920
Topographical engineer.....	0.4 2,066	0.4 2,066	1 4,200
Grade 3. Range \$3,640 to \$4,300:			
Architect.....			0.6 1,920
Assistant forest supervisor.....	1.7 6,485	1.7 6,409	
Cadastral engineer.....	0.8 3,352	0.8 3,346	
Civil engineer.....	26.4	26.4	23.6
Construction engineer.....			80,717
Engineer.....	2 7,910	2 7,910	2.7 8,967
	47.2	2.2	1.3
	181,730	8,320	4,497
Forester.....	8.2 31,370	8.2 31,210	9 29,584
Highway engineer.....	3 11,580	3 11,521	2.9 9,611
Improvement superintendent.....	4.7 17,730	4.7 17,638	0.3 1,140
Logging engineer.....			0.8 2,560
Structural engineer.....	0.5 2,640	0.5 2,610	1.1 3,601
Topographic engineer.....	0.1 382	0.1 382	
Grade 2. Range \$2,980 to \$3,640:			
Engineer.....	48.6	25.1	17.9
	158,045	80,798	49,962
Grade 1. Range \$2,320 to \$2,980:			
Clerical, administrative, and fiscal service:			
Grade 11. Range \$4,300 to \$5,180:			
Administrative officer.....	0.2 860	0.2 860	
Grade 10. Range \$3,970 to \$4,630:			
Administrative officer.....			0.4 1,500
Inspector of accounts.....			0.8 2,917
Regional fiscal inspector.....			0.4 1,625

By objects	Obligations		
	Estimate, 1947	Estimate, 1946	Actual, 1945
<i>Forest road development—Continued</i>			
PERSONAL SERVICES, FIELD—continued			
Clerical, administrative, and fiscal service—Continued			
Grade 9. Range \$3,640 to \$4,300:			
Regional auditor.....	2.2 \$8,924	1.6 \$6,011	4.2 \$13,966
Supervisor.....	0.5 1,930	0.5 1,930	1 3,400
Regional fiscal accountant.....	1.5 5,900	1 3,800	1.8 6,007
Superintendent of construction.....	5.3 21,480	1.5 5,824	0.4 1,417
Grade 8. Range \$3,310 to \$3,970:			
Engineer.....	3.5 11,975	3.5 11,966	5.7 17,642
Grade 7. Range \$2,980 to \$3,640:			
Engineer.....	6.8 21,980	6.8 21,827	7.3 19,352
Grade 6. Range \$2,650 to \$3,310:			
Engineer.....	10.3 28,866	10.3 28,660	7.7 18,190
Grade 5. Range \$2,320 to \$2,980:			
Engineer.....	27.5 73,192	18 46,052	8.3 18,247
Grade 4. Range \$2,100 to \$2,496:			
Engineer.....	88.3	41	32.8
Grade 3. Range \$1,902 to \$2,298:			
Engineer.....	121 199,613	64.8 91,481	52.7 60,593
Grade 2. Range \$1,704 to \$2,100:			
Engineer.....	22.9 41,248	22.9 40,894	20.5 31,194
Grade 1. Range \$1,506 to \$1,902:			
Engineer.....	1.2 1,808	1.2 1,808	0.4 540
Subprofessional service:			
Grade 8. Range \$2,980 to \$3,640:			
Engineer.....	5.9 18,870	5.9 18,762	5.7 15,733
Grade 7. Range \$2,650 to \$3,310:			
Engineer.....	31.3 88,260	27.7 75,997	14.2 33,748
Grade 6. Range \$2,320 to \$2,980:			
Engineer.....	65.4	29.4	18.8
Grade 5. Range \$2,100 to \$2,496:			
Engineer.....	71.6 164,340	36.6 72,572	39.6 56,656
Grade 4. Range \$1,902 to \$2,298:			
Engineer.....	63.3 158,747	44.3 79,622	27 62,066
Grade 3. Range \$1,704 to \$2,100:			
Engineer.....	128.7 90	88.054	45,637
Grade 2. Range \$1,572 to \$1,968:			
Engineer.....	39.8 72,347	21.8 38,979	19.6 30,103
Crafts, protective, and custodial service:			
Grade 10. Range \$2,980 to \$3,640:			
Engineer.....	10 31,560	7 21,758	5 13,703
Grade 9. Range \$2,650 to \$3,310:			
Engineer.....	16.1 46,845	11.1 32,359	9.3 23,290
Grade 8. Range \$2,540 to \$3,200:			
Engineer.....	41.2	29.2	18.6
Grade 7. Range \$2,364 to \$2,870:			
Engineer.....	29.1 75,666	21.3 52,618	17.6 39,511
Grade 6. Range \$2,166 to \$2,562:			
Engineer.....	76.1 169,597	56.1 124,074	53.9 102,398
Grade 5. Range \$1,968 to \$2,364:			
Engineer.....	0.7 1,378	0.7 1,357	1.3 2,652
Grade 4. Range \$1,770 to \$2,166:			
Engineer.....	10.8 19,680	10.8 19,486	12.9 19,915
Grade 3. Range \$1,572 to \$1,968:			
Engineer.....	1.2 1,982	1.2 1,934	1.7 2,305
Grade 2. Range \$1,440 to \$1,770:			
Engineer.....	2.1 3,076	2.1 3,036	1.3 1,610
Grade 1. Range \$864 to \$1,152:			
Engineer.....	0.7 605	0.7 605	
Unclassified.....	274.9	207.9	117.7
Total permanent, field.....	1,223.4 3,090,862	782.9 1,908,703	585.5 1,275,150
Temporary employment, field.....	959.8	342.2	219.6
Part-time employment, field.....	1,992,674	722,729	397,679
W. A. E. employment, field.....	1.4 2,082	1.4 2,082	1.2 1,484
W. O. C. employment, field.....	213.2	183.3	111.3
Casual employment, field.....	326,503	1 295,810	180,839
Overtime pay, field.....	1 0	1 0	1 0
Night-work differential, field.....	496.6	594.4	449.7
Additional pay for foreign service, field.....	917,137	1,109,205	706,653
Total permanent, field.....	1,000	1,000	559,767
Additional pay for foreign service, field.....	6,696	5,196	3,203
All personal services, field.....	2,895.4 6,336,954	1,905.2 4,141,976	1,368.3 3,124,775
Total, departmental and field.....	2,925.4 6,436,758	1,928.7 4,221,155	1,382.7 3,175,748
Deduct quarters and subsistence furnished.....	16,945	16,945	16,597
Total (net), forest road development and forest highways.....	2,925.4 6,419,813	1,928.7 4,204,210	1,382.7 3,159,151
Deduct the amounts for personal services in the foregoing schedule which are distributed to "Forest roads and trails," forest highways.....	53.9 148,403	18.4 34,683	28.5 49,926
01 Personal services (net).....	2,871.5 6,271,410	1,910.3 4,169,527	1,354.2 3,109,225
OTHER OBLIGATIONS			
02 Travel.....	99,564	68,464	56,776
03 Transportation of things.....	118,602	44,302	21,014
04 Communication services.....	17,782	9,812	6,443
05 Rents and utility services.....	46,664	38,564	37,012
07 Other contractual services.....	70,579	70,579	125,348
08 Supplies and materials.....	2,503,400	1,367,648	912,676
09 Equipment.....	1,709,012	853,647	303,550
10 Lands and structures.....	1,741,662	465,250	303
13 Refunds, awards, and indemnities.....			81
Total other obligations.....	6,307,265	2,918,266	1,463,203
Grand total obligations.....	12,557,675	7,087,793	4,572,428
Reimbursements for services performed.....	-78,675	-78,945	-122,102
Prior year balance available in 1945.....			-399,210
1945 balance available in 1946.....		-110,070	+110,070
Net total obligations.....	12,500,000	6,898,778	4,161,186
Covered into Treasury as miscellaneous receipts, Public Law No. 529.....			+310
Excess of obligations over appropriation due to Public Law 106.....		-480,000	
Total, forest road development.....	12,500,000	6,418,778	4,161,496
Total estimate or appropriation.....	36,214,222	9,918,778	4,161,496



Statement of proposed expenditures for purchase, maintenance, repair, and operation of passenger-carrying vehicles for the fiscal year ending June 30, 1947

FOREST ROADS AND TRAILS

Appropriation	Vehicles (motor unless otherwise indicated) to be purchased		Old vehicles to be exchanged		Net cost of vehicles to be purchased	Old vehicles still to be used	Total maintenance, repair, and operation, all vehicles	Public purpose and uses
	Number	Gross cost	Number	Allowance (estimated)				
Forest roads and trails.....	9	\$9,450	1	\$300	\$9,150	55	\$16,250	Used by regional office staff assistants in road work.

**[EMERGENCY RUBBER PROJECT]**

**Emergency Rubber Project, Department of Agriculture—**

For all expenses necessary to enable the Secretary to carry into effect the Act of March 5, 1942, as amended (7 U. S. C. 171-175), including personal services in the District of Columbia and elsewhere; printing and binding without regard to section 11 of the Act of March 1, 1919 (44 U. S. C. 111); purchase of books of reference and periodicals; erection of necessary buildings; procurement of medical supplies or services for emergency use in the field; and the acceptance of donations of land and rubber-bearing plants, and furnishing to employees daily transportation between points of assembly and work projects, there is hereby continued available, in accordance with section 3 of said Act of March 5, 1942, not to exceed \$4,253,662 of the unobligated balances of appropriations made under this head for the fiscal years 1942 and 1943, which balances shall be merged with the appropriation made under this head in the Department of Agriculture Appropriation Act, 1944: *Provided*, That any proceeds from the sales of guayule, rubber processed from guayule, or other rubber-bearing plants, or from other sales, rentals, and fees resulting from operations under such Act of March 5, 1942, as amended, shall be covered into the Treasury as miscellaneous receipts.]

Emergency rubber project: The appropriation entitled "Emergency rubber project" in the Department of Agriculture Appropriation Act, 1946, is hereby amended to read as follows: ]

For all expenses necessary to enable the Secretary to carry into effect the Act of March 5, 1942, as amended (7 U. S. C. 171-175), including the harvesting and delivery of guayule shrub to the Rubber Reserve Company, a Government-owned corporation, for processing in mills to be operated by said Company; personal services in the District of Columbia and elsewhere; printing and binding without regard to section 11 of the Act of March 1, 1919 (44 U. S. C. 111); purchase of books of reference and periodicals; erection of necessary buildings; procurement of medical supplies or services for emergency use in the field; and the acceptance of donations of land and rubber-bearing plants, and furnishing to employees daily transportation between points of assembly and work projects, there is hereby continued available, in accordance with section 3 of said Act of March 5, 1942, not to exceed \$4,253,662 of the unobligated balances of appropriations made under this head for the fiscal years 1942 and 1943, which balances shall be merged with the appropriation made under this head in the Department of Agriculture Appropriation Act, 1944: *Provided*, That any proceeds from the sales of guayule, rubber processed from guayule, or other rubber-bearing plants, or from other sales, rentals, and fees resulting from operations under such Act of March 5, 1942, as amended, shall be covered into the Treasury as miscellaneous receipts: *Provided further*, That guayule shrub may be sold to the Rubber Reserve Company, at a price reflecting the net realization from the sale of the rubber recovered from such shrub in mills operated by said Company after deducting the cost of milling and amortization of the cost of mills constructed for the purpose by said Company." (Act of May 5, 1945, Public Law 52; Act of July 5, 1945, Public Law 132.)

By objects	Obligations					
	Estimate, 1947		Estimate, 1946		Actual, 1945	
<b>PERSONAL SERVICES, DEPARTMENTAL</b>	Man-years	Total salary	Man-years	Total salary	Man-years	Total salary
Professional service:						
Grade 6. Range \$6,230 to \$7,070:						
Biochemist.....	0.7	\$4,405				
Clerical, administrative, and fiscal service:						
Grade 4. Range \$2,100 to \$2,496.....	1	\$2,166	2	\$4,302	3	5,444
Grade 3. Range \$1,902 to \$2,298.....			1	2,034	0.7	1,140
Total permanent, departmental.....	1	2,166	3	6,336	4.4	10,989
Overtime pay, departmental.....				180		1,853
All personal services, departmental.....	1	2,166	3	6,516	4.4	12,842

By objects	Obligations					
	Estimate, 1947		Estimate, 1946		Actual, 1945	
<b>PERSONAL SERVICES, FIELD</b>	Man-years	Total salary	Man-years	Total salary	Man-years	Total salary
Professional service:						
Grade 7. Range \$7,175 to \$8,225:						
Director.....			0.9	\$6,818	1	\$6,500
Grade 6. Range \$6,230 to \$7,070:						
Assistant director.....	0.5	\$3,535	1.7	11,900	2	12,150
District supervisor.....			1	7,070	1	6,400
Civil engineer.....			0.7	4,830	1	5,600
Ecologist.....			0.9	5,710	0.5	3,120
Forester.....	1	6,650	3.7	24,570	4.5	24,927
Plant physiologist.....			0.7	4,830	1	5,800
Chemical engineer.....			0.7	5,145	0.7	4,250
Grade 5. Range \$5,180 to \$6,020:						
District supervisor.....			1.9	10,195	2.4	11,104
Ecologist.....			0.1	450	1	4,600
Forester.....			1.6	8,710	2.9	14,023
Civil engineer.....					0.2	984
Land appraiser.....	0.5	2,695	1	5,300	1	4,600
Agriculturist.....			0.9	4,870	1	4,626
Rubber technologist.....			0.7	4,020	1	4,600
Grade 4. Range \$4,300 to \$5,180:						
Structural engineer.....			0.9	4,143	1	3,800
District supervisor.....			0.7	3,015	1	3,800
Agriculturist.....			2.9	13,085	0.5	1,900
Hydraulic engineer.....			0.4	1,850	2	7,600
Mechanical engineer.....			1.4	6,260	1.2	4,590
Forester.....			1.4	6,280	4.7	17,896
Ecologist.....			1.5	6,582	0.1	483
Architect.....			0.5	2,175	0.1	317
Land appraiser.....	0.4	1,883	1.5	6,450	0.5	1,900
Grade 3. Range \$3,640 to \$4,300:						
Agriculturist.....	0.3	1,270	9.8	36,630	6.3	20,437
Ecologist.....			1.5	5,598	2.8	8,984
Forester.....					2.2	7,470
Civil engineer.....			2.2	8,490	2.9	9,730
Electrical engineer.....			0.6	2,224	1	3,275
Hydraulic engineer.....					0.3	1,150
Mechanical engineer.....					1.6	4,855
Land appraiser.....					0.7	2,265
Rubber technologist.....			0.7	2,430		
Soil surveyor.....					0.2	990
Grade 2. Range \$2,980 to \$3,640:			1.3	3,890	5.4	14,278
Clerical, administrative, and fiscal service:						
Grade 13. Range \$6,230 to \$7,070:						
Administrative officer.....	0.5	3,115	0.8	5,190		
Grade 12. Range \$5,180 to \$6,020:						
Fiscal agent.....	0.5	2,695	1	5,390	1	4,600
Administrative officer.....	0.1	435	1.9	10,344	1.6	7,475
Manager, Salinas assay laboratory.....			0.8	4,510	1	4,750
Grade 11. Range \$4,300 to \$5,180:						
Administrative officer.....	1	4,405	2.1	8,970	3.8	14,678
Deputy fiscal agent.....	0.4	1,885	1	4,520	1	3,800
Grade 10. Range \$3,970 to \$4,630:						
Fiscal inspector.....			1	4,160	1	3,575
Grade 9. Range \$3,640 to \$4,300:						
Fiscal accountant.....	0.9	3,440	2	7,450	2	6,405
Administrative assistant.....	1.7	7,095	12.4	47,122	15.2	50,648
Grade 8. Range \$3,310 to \$3,970:			0.7	2,210	0.4	1,392
Grade 7. Range \$2,980 to \$3,640:			1.6	36,205	10.6	27,742
Grade 6. Range \$2,650 to \$3,310:			0.5	1,460	2.9	8,100
Grade 5. Range \$2,320 to \$2,980:			4.8	12,110	21.3	32,594
Grade 4. Range \$2,100 to \$2,496:			3.8	8,338	26.4	57,210
Grade 3. Range \$1,902 to \$2,298:			3.3	6,459	34.4	67,021
Grade 2. Range \$1,704 to \$2,100:			0.3	430	10	17,453
Subprofessional service:						
Grade 8. Range \$2,980 to \$3,640:			2.7	8,147	8.5	23,530
Grade 7. Range \$2,650 to \$3,310:			3.5	9,412	4	10,115
Grade 6. Range \$2,320 to \$2,980:			1.3	3,243	3.4	7,000
Grade 5. Range \$2,100 to \$2,496:					0.1	85
Grade 4. Range \$1,902 to \$2,298:			1.6	3,020	0.7	1,200
Grade 3. Range \$1,704 to \$2,100:			4	6,800	8.8	12,808
Grade 2. Range \$1,572 to \$1,968:			3.2	5,035	6.7	8,873
Crafts, protective, and custodial service:						
Grade 10. Range \$2,980 to \$3,640:			6.4	20,050	5.8	15,711
Grade 4. Range \$1,770 to \$2,166:					0.1	150
Grade 3. Range \$1,572 to \$1,902:			0.7	1,085	2.3	2,640
Unclassified:						
Chemical engineer.....					0.3	1,750
Automobile mechanic.....			0.6	1,840	1.2	2,833
Total permanent, field.....	22.8	73,950	199.7	612,974	251.6	653,102
Temporary employment, field.....	2	3,400	11	18,744	13.2	18,571
W. A. E. employment, field.....					0.8	1,739
Casual employment, field.....	20		715		641.6	
Overtime pay, field.....		56,000		1,444,912		1,260,943
				18,285		127,024

[EMERGENCY RUBBER PROJECT]—Continued

Emergency Rubber Project, Department of Agriculture—Con.

By objects	Obligations					
	Estimate, 1947		Estimate, 1946		Actual, 1945	
	Man-years	Total salary	Man-years	Total salary	Man-years	Total salary
<b>PERSONAL SERVICES, FIELD—continued</b>						
Night-work differential, field.....				\$500		
All personal services, field.....	44.8	\$133,350	925.7	2,095,415	907.2	\$2,061,379
Total, departmental and field.....	45.8	135,516	928.7	2,101,931	911.6	2,074,221
Deduct quarters and subsistence furnished.....				1,000		2,388
01 Personal services (net).....	45.8	135,516	928.7	2,100,931	911.6	2,071,833
<b>OTHER OBLIGATIONS</b>						
02 Travel.....		28,000		50,000		55,529
03 Transportation of things.....		37,000		56,400		53,170
04 Communication services.....		6,000		16,000		15,782
05 Rents and utility services.....		12,000		965,600		1,001,978
07 Other contractual services.....		5,000		50,000		57,525
08 Supplies and materials.....		16,184		412,694		483,335
09 Equipment.....		300		23,000		184,793
10 Lands and structures.....						201,810
13 Refunds, awards, and indemnities.....		10,000		20,000		11,956
Total other obligations.....		114,484		1,593,694		2,035,948
Grand total obligations.....		250,000		3,694,625		4,107,781
Reimbursements for services performed.....						-63,968
Allocated to—						
Bureau of Plant Industry, Soils, and Agricultural Engineering.....				+60,580		+251,372
Bureau of Agricultural and Industrial Chemistry.....				+46,766		+40,077
Bureau of Entomology and Plant Quarantine.....				+538		+5,458
Transferred to "Salaries and expenses, Office of Solicitor, Department of Agriculture".....				+12,500		+25,000
Reappropriation of prior year balance in 1945.....				-4,253,662		-3,020,985
1943 balance reappropriated in 1945.....						-2,806,757
1944 balance available in 1945.....						+1,461,137
1945 balance available in 1946.....				-1,461,137		+250,000
1946 balance available in 1947.....		-250,000				
Covered into Treasury as miscellaneous receipts, Public Law 529.....						+885
Estimated savings, unobligated balance.....				1,649,790		
Total estimate or appropriation.....						
<b>BY PROJECTS OR FUNCTIONS</b>						
1. Guayule rubber program.....		\$250,000		\$3,676,160		\$3,914,936
2. Services performed for other agencies.....						63,968
3. Overtime pay.....				18,465		128,877
Grand total obligations.....		250,000		3,694,625		4,107,781
Adjustments (see objects schedule for detail).....		-250,000		-3,694,625		-4,107,781
Total estimate or appropriation.....						

SOIL CONSERVATION SERVICE

Salaries and Expenses, Soil Conservation Service—

To carry out the provisions of "An Act to provide for the protection of land resources against soil erosion, and for other purposes", approved April 27, 1935 (16 U. S. C. 590a-590f), which provides for a national program of erosion control and soil and water conservation [to be carried out directly and in cooperation with other agencies], including the employment of persons and means in the District of Columbia and elsewhere (but not to exceed \$870,000) \$1,027,000 may be expended for personal services in the District of Columbia, purchase of books and periodicals, purchase, maintenance, repair, and operation of one passenger-carrying automobile in the District of Columbia, furnishing of subsistence to employees, [training of employees,] operation and maintenance of aircraft, and the purchase and erection or alteration of permanent buildings: *Provided*, That the cost of any building purchased, erected, or as improved, exclusive of the cost of constructing a water supply or sanitary system and connecting the same with any such building, shall not exceed \$2,500 except where buildings are acquired in conjunction with land being purchased for other purposes and except for eight buildings to be constructed at a cost not to exceed \$15,000 per building: *Provided further*, That no money appropriated in this Act shall be available for the construction of any such building on land not owned by the

Government: *Provided further*, That in the State of Missouri where the State has established a central State agency authorized to enter into agreements with the United States or any of its agencies on policies and general programs for the saving of its soil by the extension of Federal aid to any soil conservation district in such State, the agreements made by or on behalf of the United States with any such soil conservation district shall have the prior approval of such central State agency before they shall become effective as to such district, as follows: (5 U. S. C. 511-512—establishing the Department of Agriculture; 565a; 16 U. S. C. 590a-590f—establishing the Soil Conservation Service; 590q-1. The foregoing citations apply to all appropriation items under the Soil Conservation Service; Act of May 5, 1945, Public Law 52.)

Soil conservation research: For research and investigations into the character, cause, extent, history, and effects of erosion, soil and moisture depletion and methods of soil and water conservation (including the construction and hydrologic phases of farm irrigation and land drainage, and water regulation to conserve the soil and reduce fire hazards in the Everglades region of Florida, except that expenditures for all work in the Everglades region shall be limited to a sum not in excess of funds made available for such work by the State of Florida, or political subdivisions thereof); and for construction, operation, and maintenance of experimental watersheds, stations, laboratories, plots, and installations; \$1,063,000 \$1,278,000. (Act of May 5, 1945, Public Law 52.)

Estimate 1947, \*\$1,278,000 Appropriated 1946, \$1,063,000

\* Includes \$64,000 transferred from "Salaries and expenses, Soil Conservation Service," erosion control, Everglades region, Florida. For comparative purposes the amounts available for 1945 and 1946 are shown in the schedule as transfers.

By objects	Obligations					
	Estimate, 1947		Estimate, 1946		Actual, 1945	
	Man-years	Total salary	Man-years	Total salary	Man-years	Total salary
<b>PERSONAL SERVICES, DEPARTMENTAL</b>						
<b>Professional service:</b>						
Grade 7. Range \$7,175 to \$8,225:						
Chief of research.....	1	\$7,700	1	\$7,700	1	\$6,750
Grade 6. Range \$6,230 to \$7,070:						
Agronomy research specialist.....	1	7,070	1	7,070	1	6,400
Assistant chief of research.....	1	6,650	1	6,650	1	5,800
Chief, erosion control practices division.....	1	6,440	1	6,440	1	5,600
Chief, water conservation and disposal practices division.....	1	7,070	1	7,018	1	6,200
Climatology research specialist.....	1	7,070	1	6,965	1	6,200
Hilliculture research specialist.....	1	6,860	1	6,807	1	6,000
Hydrology research specialist.....	1	7,070	1	6,965	1	6,200
Infiltration research specialist.....	1	6,650	1	6,650	1	5,800
Soil conservationist.....	2	12,880	1.8	11,600	0.3	1,400
Grade 5. Range \$5,180 to \$6,020:						
Assistant to the chief of research.....	1	6,020	1	5,915	1	5,200
Head, farm drainage section.....	1	6,020	1	6,020	1	5,400
Head, hilliculture section.....	1	6,020	1	6,020	1	5,400
Head, hilliculture section.....	1	5,600	1	5,600		
Head, sedimentation section.....	1	5,600	1	5,600	1	4,800
Head, soil and water conservation economic investigations section.....	1	5,390	1	5,390	1	4,600
Hydraulic engineer.....					1	4,800
Soil conservationist.....					0.7	3,600
Grade 4. Range \$4,300 to \$5,180:						
Geologist.....	1	4,300	1	4,300	0.4	1,591
Hydraulic engineer.....	1	4,520	1	4,520	1	3,900
Soil conservationist.....	1	4,960	1	4,905	1	4,200
Grade 3. Range \$3,640 to \$4,300:						
Geologist.....						0.6
Grade 2. Range \$2,980 to \$3,640.....	1	3,310	1	3,274	0.6	1,765
<b>Clerical, administrative, and fiscal service:</b>						
Grade 11. Range \$4,300 to \$5,180:						
Administrative officer.....	1	4,740	1	4,740	1.1	4,162
Grade 9. Range \$3,640 to \$4,300:						
Administrative assistant.....	1	4,300	1	4,300	0.1	548
Grade 7. Range \$2,980 to \$3,640.....	4	12,470	4	12,470	3	7,799
Grade 6. Range \$2,650 to \$3,310.....	1	2,650	1	2,650	0.1	287
Grade 5. Range \$2,320 to \$2,980.....	5	12,480	5	12,205	3.5	7,160
Grade 4. Range \$2,100 to \$2,498.....	16.2	35,116	16.2	34,800	11.7	21,315
Grade 3. Range \$1,902 to \$2,298.....	4	7,938	4	7,922	9.3	15,258
<b>Crafts, protective, and custodial service:</b>						
Grade 2. Range \$1,440 to \$1,770.....	1	1,440	1	1,440		
Total permanent, departmental.....	54.2	208,334	54	205,936	48.4	160,060
Overtime pay, departmental.....				3,200		24,504
All personal services, departmental.....	54.2	208,334	54	209,136	48.4	184,564
<b>PERSONAL SERVICES, FIELD</b>						
<b>Professional service:</b>						
Grade 7. Range \$7,175 to \$8,225:						
Chief, farm irrigation division.....	1	7,175	1.3	9,800	1	7,000
Irrigation engineer (consultant).....			0.6	4,305		
Grade 6. Range \$6,230 to \$7,070:						
Agronomist.....	1	6,860	1	6,808	1	6,000
Soil conservationist.....	2	13,720	2	13,615	2	12,200
Grade 5. Range \$5,180 to \$6,020:						
Drainage engineer.....	1	6,020	1	6,020	1.4	6,989
Irrigation engineer.....	5.5	29,782	5.5	29,782	5.9	26,232
Irrigation economist.....	1.3	6,760	1.3	6,760	1	4,795

By objects	Obligations					
	Estimate, 1947		Estimate, 1946		Actual, 1945	
	Man-years	Total salary	Man-years	Total salary	Man-years	Total salary
<b>PERSONAL SERVICES, FIELD—continued</b>						
<b>Professional service—Continued</b>						
Grade 5. Range \$5,180 to \$6,020—Con.	16	\$86,240	16	\$86,005	12 8	\$61,388
Soil conservationist.....	1	5,390	1	5,390	1	4,600
Grade 4. Range \$4,300 to \$5,180:						
Agricultural economist.....	3	13,780	3	13,780	2	7,800
Agricultural engineer.....	4	15,960	4	15,924	4 1	15,858
Bacteriologist.....	1	4,300	1	4,300	1.5	5,309
Civil engineer.....	1	4,300	1	4,300	0 8	3,000
Drainage engineer.....	3	13,340	3	13,077	2	7,331
Hydraulic engineer.....	4	18,080	3 9	17,502	2	7,800
Irrigation economist.....					0 1	244
Irrigation engineer.....	2	8,820	2	8,820	1 5	5,616
Soil conservationist.....	9	41,780	9	41,673	9 6	38,256
Soil scientist.....	2	9,700	2	9,645	2 3	9,438
Soil technologist.....	1	4,520	1	4,520		
Grade 3. Range \$3,640 to \$4,300:						
Agricultural engineer.....	5	19,960	5	19,879	4 9	16,651
Agronomist.....	5	19,630	5	19,621	4 7	16,008
Bacteriologist.....					0 5	1,513
Civil engineer.....	1	3,750	1	3,750	1 2	3,870
Drainage engineer.....	1	3,860	1	3,860	1	3,300
Hydraulic engineer.....	4	13,290	3 1	9,945	5 7	19,446
Irrigation engineer.....	1	3,860	1	3,860	1 6	5,498
Range conservationist.....	1	3,750	1	3,750	0 9	3,067
Soil conservationist.....	15 8	61,024	15 8	61,024	14 1	47,918
Soil scientist.....	8	30,110	8	30,068	5 3	17,392
Grade 2. Range \$2,980 to \$3,640:	28 2	90,096	27 4	85,328	26 1	71,747
Grade 1. Range \$2,320 to \$2,980:	8	20,430	7 1	18,287	5 8	11,583
Clerical, administrative, and fiscal service:						
Grade 5. Range \$2,320 to \$2,980.....	3	7,840	3	7,813	3	6,475
Grade 4. Range \$2,100 to \$2,496.....	14 6	32,656	14 7	32,026	11	20,239
Grade 3. Range \$1,902 to \$2,298.....	17 2	34,977	16 4	32,885	17	29,166
Grade 2. Range \$1,704 to \$2,100.....	13 7	24,263	13 8	23,922	11 6	16,194
Subprofessional service:						
Grade 6. Range \$2,320 to \$2,980.....	7	16,680	7	16,635	5 8	12,160
Grade 5. Range \$2,100 to \$2,496.....	9	19,032	9	19,017	6 4	11,213
Grade 4. Range \$1,902 to \$2,298.....	3	6,036	3	6,020	4 5	7,633
Grade 3. Range \$1,704 to \$2,100.....	6	11,016	6	10,989	6 8	9,942
Crafts, protective, and custodial service:						
Grade 8. Range \$2,540 to \$3,200.....	1	2,760	1	2,760	1	2,300
Grade 7. Range \$2,364 to \$2,870.....	2	4,926	2	4,872	1	2,100
Grade 6. Range \$2,166 to \$2,562.....	15	32,284	15	32,232	9 6	18,311
Grade 5. Range \$1,968 to \$2,364.....	3	5,808	3	5,827	2 9	4,000
Grade 4. Range \$1,770 to \$2,166.....	18 6	34,318	18 6	33,610	14 2	21,459
Grade 3. Range \$1,572 to \$1,902.....	13 7	22,784	13 3	21,684	10 4	14,086
Grade 2. Range \$1,440 to \$1,770.....					0 2	245
Unclassified.....	23 6	31,490	23 6	31,400	49 2	73,247
Total permanent, field.....	287 2	853,217	284 4	843,240	278 4	697,219
Temporary employment, field.....	1 1	1,300	1 1	1,300	3 2	5,109
Part-time employment, field.....	27 1	4,450	27 1	4,450	27 1	1,672
W. A. E. employment, field.....	40 2	69,726	43 8	75,601	56 6	74,362
W. O. C. employment, field.....	1	0	1	0	0 6	0
Overtime pay, field.....				17,000		140,575
Additional pay for foreign service, field.....		400		400		348
All personal services, field.....	356 6	929,093	357 4	941,991	365 9	919,285
Total, departmental and field.....	410 8		411 4		414 3	
Deduct quarters and subsistence furnished.....		1,137,427		1,151,127		1,103,849
		2,927		2,927		3,208
01 Personal services (net).....	410 8		411 4		414 3	
		1,134,500		1,148,200		1,100,641
<b>OTHER OBLIGATIONS</b>						
02 Travel.....		41,500		41,500		43,205
03 Transportation of things.....		4,000		4,000		6,087
04 Communication services.....		7,200		7,200		6,721
05 Rents and utility services.....		15,300		15,300		16,317
07 Other contractual services.....		19,400		19,500		24,707
08 Supplies and materials.....		48,900		48,900		68,615
09 Equipment.....		14,000		13,900		30,153
Total other obligations.....		150,300		150,300		195,805
Grand total obligations.....		1,284,800		1,298,500		1,296,446
Reimbursements for services performed Received by transfer from "Salaries and expenses, Soil Conservation Service," erosion control, Everglades region, Fla.		-6,800		-6,800		-11,041
				-64,700		-72,248
Net total obligations.....		1,278,000		1,227,000		1,213,157
Covered into Treasury as miscellaneous receipts, Public Law 329.....						+367
Excess of obligations over appropriation due to Public Law 106.....				-164,000		
Estimated savings, unobligated balance.....						11,476
Total estimate or appropriation.....		1,278,000		1,063,000		1,225,000

BY PROJECTS OR FUNCTIONS			
1. Erosion control investigations.....	\$737,000	\$733,100	\$653,145
2. Drainage and water control investigations in humid areas.....	319,000	317,100	266,287
3. Irrigation and water conservation investigations in western areas.....	158,000	157,500	141,156
4. Water regulation investigations to conserve the soil and reduce fire hazards in the Everglades region of Florida.....	64,000	63,800	60,076

By projects or functions	Obligations		
	Estimate, 1947	Estimate, 1946	Actual, 1945
5. Services performed for other agencies.....	\$9,800	\$8,800	\$10,700
6. Overtime pay.....		20,200	165,079
Grand total obligations.....	1,284,800	1,298,500	1,296,446
Adjustments (see object schedule for detail).....	-6,800	-235,500	-71,446
Total estimate or appropriation.....	1,278,000	1,063,000	1,225,000

Soil conservation operations: For carrying out preventive measures to conserve soil and water, including such special measures as may be necessary to prevent floods and the sitation of reservoirs, and including the improvement of farm irrigation and land drainage, the establishment and operation of conservation nurseries, the making of conservation plans and surveys, and the dissemination of information, **[\$28,636,800] \$36,800,000: Provided,** That no part of this appropriation may be expended for soil and water conservation operations in demonstration projects. (Act of May 5, 1945, Public Law 52.)

Estimate 1947, **\$36,800,000** Appropriated 1946, **\$28,636,800**

By objects	Obligations					
	Estimate, 1947		Estimate, 1946		Actual, 1945	
	Man-years	Total salary	Man-years	Total salary	Man-years	Total salary
<b>PERSONAL SERVICES, DEPARTMENTAL</b>						
<b>Professional service:</b>						
Grade 8. Range \$8,750 to \$9,800:						
Chief of Bureau.....	1	\$9,800	1	\$9,800	1	\$9,000
Grade 7. Range \$7,175 to \$8,225:						
Assistant chief of Bureau.....	1	7,700	1	7,503	1	6,687
Chief of operations.....	1	7,700	1	7,503	1	6,687
Special consultant to chief of Bureau.....	1	8,225	1	8,225	1	7,500
Grade 6. Range \$6,230 to \$7,070:						
Assistant chief of operations.....	2	13,720	2	13,720	1 8	11,002
Assistant to chief of Bureau.....	3	20,370	2 2	15,386	2	12,893
Chief, agronomy division.....	1	6,230	1	6,230	1	6,581
Chief, biology division.....	1	6,440	1	6,440	1	5,650
Chief, engineering division.....	1	7,070	1	7,017	1	6,200
Chief, forestry division.....	1	7,070	1	7,017	1	6,200
Chief, information and education division.....	1	6,650	1	6,492	1	5,750
Chief, land management division.....					0 3	1,659
Chief, nursery division.....	1	6,650	1	6,650	1	5,850
Chief, project plans division.....	1	6,860	1	6,702	1	5,950
Chief, range division.....	1	6,650	1	6,650	1	5,900
Chief, soil conservation surveys division.....	1	7,070	1	7,070	1	6,400
Chief, State relations division.....	1	6,860	1	6,807	1	6,000
Chief, water conservation division.....	1	6,650	1	6,650	0 9	5,349
Foreign liaison representative.....	1	6,440	1	6,440	1	5,600
Grade 5. Range \$5,180 to \$6,020:						
Assistant chief, agronomy division.....	1	5,180	0 5	2,590	0 9	4,583
Assistant chief, biology division.....	1	5,180	0 5	2,590	1	4,700
Assistant chief, forestry division.....	1	5,810	1	5,633	0 1	625
Assistant chief, nursery division.....	1	6,020	1	6,020	1	5,200
Assistant chief, range division.....	1	6,020	1	5,967	1	5,200
Assistant chief, soil conservation surveys division.....	1	6,020	1	6,020	1	5,300
Assistant chief, water conservation division.....	1	5,810	1	5,652	0 7	3,361
Assistant to chief of soil conservation surveys division.....	1	5,810	0 9	5,058	0 3	1,350
Chief, records and reports division.....	1	5,390	1	5,320	1	4,600
Civil engineer, engineering division.....					0 1	347
Drainage engineer, engineering division.....	1	6,020	1	5,967	1	5,200
Head, survey analysis section, soil conservation surveys division.....	1	5,810	1	5,757	1	5,000
Information specialist, information and education division.....	1	5,600	1	5,600	0 7	3,543
Irrigation engineer, engineering division.....	1	5,600	1	5,600	1	4,800
Safety engineer, personnel management division.....	1	5,390	1	5,390	1	4,650
Section head, information and education division.....	3	15,960	3	15,820	2 6	12,058
Soil conservationist, project plans division.....	3	16,800	3	16,642	2 8	13,635
Soil conservationist, State relations division.....	3	16,590	3	16,537	3	14,250
Soil conservationist, water conservation division.....	2	10,360	1 7	8,806		
Grade 4. Range \$4,300 to \$5,180:						
Agronomist, agronomy division.....					0 7	3,010
Assistant chief, records and reports division.....	1	5,180	1	5,180	0 8	3,902
Biologist, biology division.....					0 7	3,010
Information specialist, information and education division.....	3	13,120	2 5	10,970	1 3	4,665
Section head, information and education division.....						0 1
Soil scientist, soil conservation surveys division.....	1	4,300	0 8	3,440		
Unit head, information and education division.....	2	10,360	1 5	7,719	1 7	7,767

SOIL CONSERVATION SERVICE—Continued

Salaries and Expenses, Soil Conservation Service—Continued

By objects	Obligations		
	Estimate, 1947	Estimate, 1946	Actual, 1945
<b>PERSONAL SERVICES, DEPARTMENTAL—COD.</b>			
<b>Professional service—Continued</b>			
Grade 3. Range \$3,640 to \$4,300:			
Head, equipment and patents unit, administrative services division	1 \$3,750	1 \$3,750	1 \$3,200
Information specialist, information and education division	3 11,470	3 11,316	3 9,721
Soil scientist, soil conservation surveys division		0 2 728	0 9 2,793
Grade 2. Range \$2,980 to \$3,640:			
Clerical, administrative, and fiscal service:			
Grade 13. Range \$6,230 to \$7,070:			
Chief, administrative services division	1 6,440	1 6,422	1 5,600
Chief, budget and finance division	1 6,650	1 6,650	1 5,608
Chief, personnel management division	1 6,440	1 6,440	1 5,700
Grade 12. Range \$5,180 to \$6,020:			
Assistant division chief	3 16,380	3 16,222	2 3 10,977
Executive assistant to chief of Bureau	1 5,390	1 5,810	1 5,100
Training officer	1 6,020	1 5,967	1 5,200
Grade 11. Range \$4,300 to \$5,180:			
Fiscal inspector	2 8,820	1 3 5,810	1 7 6,591
Section head	6 5 29,820	5 8 26,375	5 6 21,648
Grade 10. Range \$3,970 to \$4,630:			
Assistant section head	1 4,080	1 4,080	0 1 3,350
Classification investigator			0 1 313
Section head	1 4,080	1 4,080	
Grade 9. Range \$3,640 to \$4,300:			
Administrative assistant	2 7,610	2 7,428	0 1 271
Assistant section head	3 11,470	3 11,343	2 4 7,598
Classification investigator	1 3,640	1 3,640	
Motion picture specialist	1 3,750	1 3,750	1 3,200
Grade 8. Range \$3,310 to \$3,970	2 5 8,880	2 5 8,598	2 9 8,537
Grade 7. Range \$2,980 to \$3,640	9 28,910	8 7 27,769	10 3 28,466
Grade 6. Range \$2,650 to \$3,310	5 14,020	5 3 14,502	4 5 10,592
Grade 5. Range \$2,320 to \$2,980	19 47,710	19 47,404	20 1 42,305
Grade 4. Range \$2,100 to \$2,496	53 116,115	50 7 110,905	46 84,888
Grade 3. Range \$1,902 to \$2,298	40 5 79,671	40 5 79,216	39 2 64,635
Grade 2. Range \$1,704 to \$2,100	11 19,272	10 8 18,788	7 1 10,500
Crafts, protective, and custodial service:			
Grade 3. Range \$1,572 to \$1,902	2 3,276	2 3,221	1 2 1,650
Grade 2. Range \$1,440 to \$1,770	3 4,782	3 4,766	4 9 6,183
Total permanent, departmental	229 5 785,111	223 8 757,762	208 2 608,473
Part-time employment, departmental			0 1 133
W. A. E. employment, departmental	2 5 5,000	2 4 4,412	1 5 1,985
Overtime pay, departmental		13,340	101,228
All personal services, departmental	232 790,111	226 2 775,514	209 8 711,819
<b>PERSONAL SERVICES, FIELD</b>			
<b>Professional service:</b>			
Grade 7. Range \$7,175 to \$8,225:			
Regional conservator	7 54,950	7 54,683	7 48,440
Special consultant to chief of Bureau			0 5 3,380
Grade 6. Range \$6,230 to \$7,070:			
Assistant regional conservator	7 47,180	7 46,809	7 41,500
Chief, cartographic division (Beltsville, Md.)	1 6,800	1 6,807	1 5,750
Director, Caribbean area	1 6,650	1 6,545	1 5,800
Regional chief of operations	7 46,550	7 46,337	6 8 39,813
State conservationist	2 13,510	2 13,510	2 12,100
Grade 5. Range \$5,180 to \$6,020:			
Assistant State conservationist	1 5,180	1 4,981	0 8 3,536
Chief, regional agronomy division	7 40,250	7 39,900	7 33,364
Chief, regional biology division	7 37,730	7 37,730	6 6 31,488
Chief, regional cartographic division	5 27,790	5 27,678	4 18,682
Chief, regional engineering division	7 39,620	7 39,411	7 34,068
Chief, regional forestry division	7 40,880	7 40,615	6 2 31,474
Chief, regional information and education division	7 37,520	7 37,277	5 3 25,188
Chief, regional land management division	0 1 602	0 1 596	0 2 1,003
Chief, regional nursery division	6 34,650	6 34,433	6 30,050
Chief, regional project plans division	7 40,040	7 39,471	6 9 34,635
Chief, regional range division	4 22,820	4 22,764	4 1 21,388
Chief, regional soil conservation surveys division	6 35,070	6 34,858	7 35,650
Chief, regional water conservation division	7 38,360	7 37,841	6 8 32,000
Drainage engineer	2 4 11,655	2 4 11,655	0 1 508
Irrigation economist	0 7 3,951	0 7 3,951	1 4,700
Irrigation engineer	4 5 24,702	4 5 24,702	1 6 8,292
Section head, cartographic division (Beltsville, Md.)	3 16,590	0 2 830	1 1 5,066
Soil conservationist	1 5,390	1 5,235	0 8 3,454
Snow survey supervisor			0 8 4,150
State conservationist	40 8 235,200	41 2 236,178	41 205,935
Territorial conservationist			0 6 3,125
Grade 4. Range \$4,300 to \$5,180:			
Agricultural engineer	4 19,180	4 19,180	2 1 8,592
Agronomist	4 19,620	4 19,451	3 9 16,397
Assistant chief, regional information and education division	1 4,300	1 4,300	0 9 3,483

By objects	Obligations		
	Estimate, 1947	Estimate, 1946	Actual, 1945
<b>PERSONAL SERVICES, FIELD—continued</b>			
<b>Professional service—Continued</b>			
Grade 4. Range \$4,300 to \$5,180—Con.			
Assistant chief, regional land management division	0 3 \$1,640	0 3 \$1,640	0 2 \$721
Assistant chief, regional nursery division	1 4,520	1 4,520	1 3,800
Assistant chief, regional project plans division	4 19,840	4 19,840	4 2 17,767
Assistant chief, regional soil conservation surveys division	6 29,320	6 29,151	5 9 25,060
Assistant State conservationist	66 8 318,216	66 2 315,477	55 9 232,456
Cartographic engineer	6 8 30,620	6 8 30,620	4 5 17,298
Chief, regional cartographic division	2 9,040	2 9,040	2 7,650
Chief, regional records and reports division	6 28,440	6 28,238	6 25,083
Civil engineer	2 4 11,050	2 4 11,050	2 4 9,317
District conservationist	1 7 7,381	1 7 7,381	1 1 4,895
Drainage engineer	6 6 30,150	6 6 29,926	2 9 12,046
Extension conservationist			0 2 633
Horticulturist	1 5,180	1 5,180	1 2 5,592
Information specialist	7 8 33,985	7 8 33,985	5 6 21,880
Irrigation engineer	4 9 21,358	4 9 21,358	
Nursery manager	1 4,520	1 4,520	1 3,800
Regional safety engineer	2 10,140	2 10,012	2 8,000
Regional training officer	7 33,180	7 32,868	6 5 26,777
Snow survey supervisor			1 9 8,412
Soil conservation survey supervisor	7 2 32,410	7 2 32,410	2 7,600
Soil conservationist, regional project plans division	16 77,270	15 8 75,982	14 2 59,603
Soil conservationist, regional water conservation division	1 4,300	1 4,300	
Soil scientist	7 8 36,476	7 8 36,417	5 3 21,964
State conservationist	4 18,520	3 4 15,837	3 11,737
Zone conservationist	93 430,040	92 5 426,194	83 8 340,673
Grade 3. Range \$3,640 to \$4,300:			
Agricultural engineer	29 4 111,686	29 4 111,686	21 4 72,170
Agronomist	14 1 53,765	14 1 53,722	5 9 20,312
Assistant chief, records and reports division	0 7 2,730	0 7 2,730	
Biologist	1 3,860	1 3,860	2 6,675
Botanist	1 3,970	1 3,970	
Cartographic engineer	5 8 22,305	5 8 22,155	8 2 26,904
Civil engineer	13 6 51,520	13 6 51,502	14 2 47,269
Design engineer	2 7,500	2 7,408	0 2 791
District conservationist	516 7 2,008,254	494 2 1,928,979	470 7 1,612,165
Drainage engineer	6 5 23,545	6 5 23,545	1 3 4,400
Equipment engineer	3 11,250	3 11,204	2 6,349
Extension specialist	0 7 2,833	0 7 2,833	
Forester	13 1 51,556	13 1 51,556	6 2 21,694
Geologist	2 5 9,701	2 5 9,674	2 6,616
Horticulturist			1 3,800
Hydraulic engineer	3 11,470	3 11,434	2 4 7,699
Information specialist	4 5 16,710	4 5 16,555	3 4 11,316
Irrigation engineer	3 6 13,873	3 6 13,873	2 7 9,379
Lithographer	1 3,970	1 3,970	0 3 800
Nursery manager	25 98,700	25 98,508	24 3 85,237
Range conservationist	11 1 42,474	11 1 42,474	6 1 20,797
Soil analyst	1 3,640	1 3,640	
Soil conservation survey supervisor	45 179,200	45 178,111	51 4 175,044
Soil conservationist	8 1 29,062	8 1 29,062	4 3 14,445
Soil scientist	5 19,410	5 19,337	1 3 3,941
Grade 2. Range \$2,980 to \$3,640	3 034 6 9,711,498	2 698 4 8,627,368	2 257 9 6,115,903
Grade 1. Range \$2,320 to \$2,980	775 1,864,061	584 8 1,407,194	472 2 954,185
<b>Clerical, administrative, and fiscal service:</b>			
Grade 12. Range \$5,180 to \$6,020:			
Chief, regional administrative services division	7 37,730	7 37,730	7 32,250
Chief, regional budget and finance division	7 38,990	7 38,605	6 9 32,973
Chief, regional personnel management division	7 38,150	7 37,871	7 32,435
Grade 11. Range \$4,300 to \$5,180:			
Assistant regional division chief	17 77,940	16 7 76,308	15 7 61,374
Regional section head	2 8,600	2 8,600	2 8,200
Grade 9. Range \$3,640 to \$4,300:			
Administrative assistant, cartographic division (Beltsville, Md.)	1 3,860	1 3,805	0 7 2,361
Regional administrative services examiner	2 7,610	1 8 7,004	1 3,275
Regional fiscal inspector	1 3,860	1 3,860	1 3,200
Regional section head	32 31 5	31 5 31 4	31 4 31 4
Regional unit head	1 123,520	1 121,338	104 815
State administrative assistant	1 3,750	1 3,750	1 3,200
	35 134,660	34 5 132,500	34 112,517
Grade 7. Range \$2,980 to \$3,640	69 9 221,997	69 9 221,997	68 2 184,179
Grade 6. Range \$2,650 to \$3,310	13 35,990	13 35,582	11 3 26,731
Grade 5. Range \$2,320 to \$2,980	79 2 195,343	73 9 182,986	72 3 150,781
Grade 4. Range \$2,100 to \$2,496	176 1 386,408	164 7 362,439	140 5 262,338
Grade 3. Range \$1,902 to \$2,298	402 6 819,825	399 7 805,882	388 1 655,193
Grade 2. Range \$1,704 to \$2,100	672 1,225,474	619 3 1,122,015	487 7 740,891
Grade 1. Range \$1,506 to \$1,902	7 3 11,477	7 3 11,411	8 5 11,004
<b>Subprofessional service:</b>			
Grade 8. Range \$2,980 to \$3,640	8 25,380	8 25,267	6 6 17,318

By objects	Obligations		
	Estimate, 1947	Estimate, 1946	Actual, 1945
<b>PERSONAL SERVICES, FIELD—continued</b>			
Subprofessional service—Continued			
Grade 7. Range \$2,650 to \$3,310.....	10.5 \$29,502	10.5 \$29,495	4 6 \$10,892
Grade 6. Range \$2,320 to \$2,980.....	375.2	473.3	313.3
	1,369,729	1,133,351	638,979
Grade 5. Range \$2,100 to \$2,496.....	1,710.5	1,359.6	\$34.1
	3,690,882	2,919,913	1,519,052
Grade 4. Range \$1,902 to \$2,298.....	36	36	31
Grade 3. Range \$1,704 to \$2,100.....	401.5	299.6	50,753
	701,561	527,945	168.8
Grade 2. Range \$1,572 to \$1,968.....	25.9	25.9	245,297
Crafts, protective, and custodial service:			
Grade 10. Range \$2,980 to \$3,640.....	3	3	9,966
Grade 8. Range \$2,540 to \$3,200.....	11.7	11.7	2,192
Grade 7. Range \$2,364 to \$2,870.....	19.3	19.3	42,493
Grade 6. Range \$2,166 to \$2,562.....	78.1	78.1	68.6
	176,391	176,250	131,544
Grade 5. Range \$1,968 to \$2,364.....	3	3	6,102
Grade 4. Range \$1,770 to \$2,166.....	27.8	27.8	51,437
Grade 3. Range \$1,572 to \$1,902.....	32.6	32.6	55,136
Grade 2. Range \$1,440 to \$1,770.....	10.7	10.7	16,139
Unclassified.....	94.6	94.6	45.8
	213,967	213,967	168,149
Total permanent, field.....	9,521.3	8,339.6	6,583.7
Temporary employment, field.....	26,391,515	23,395,118	16,240,305
Part-time employment, field.....	198,009	198,009	293,603
W. A. E. employment, field.....	14.5	14.5	16,439
	1,505.7	1,210.4	941
W. O. C. employment, field.....	2,814,552	2,238,186	1,279,133
Casual employment, field.....	5	5	4
Overtime pay, field.....	0.9	0.9	1,750
Additional pay for foreign service, field.....	1,750	522,760	3,606,249
	31,370	31,370	26,800
All personal services, field.....	11,153.6	9,676.6	7,721.6
	29,453,635	26,403,632	21,459,325
Total, departmental and field.....	11,385.6	9,902.8	7,931.4
Deduct quarters and subsistence furnished.....	30,243,746	27,179,146	22,171,144
	4,946	4,946	4,988
01 Personal services (net).....	11,385.6	9,902.8	7,931.4
	30,238,800	27,174,200	22,166,206
<b>OTHER OBLIGATIONS</b>			
02 Travel.....	1,422,300	1,341,400	1,175,157
03 Transportation of things.....	197,800	181,500	167,393
04 Communication services.....	233,900	221,500	184,237
05 Rents and utility services.....	826,400	778,900	642,885
07 Other contractual services.....	1,165,900	1,064,900	1,000,059
08 Supplies and materials.....	1,428,800	1,291,500	1,287,245
09 Equipment.....	1,129,600	998,800	1,335,583
10 Lands and structures.....	2,600	2,600	17,449
Total other obligations.....	6,407,300	5,881,100	5,810,008
Grand total obligations.....	36,646,100	33,055,300	27,976,214
Reimbursements for services performed.....	-38,500	-38,500	-62,068
Allotted to Bureau of Plant Industry, Soils, and Agricultural Engineering.....	+192,400	+195,000	+186,568
Transferred to "Salaries and expenses, Office of Information, Department of Agriculture".....			+11,080
Net total obligations.....	36,800,000	33,211,800	28,111,194
Covered into Treasury as miscellaneous receipts, Public Law 529.....			+11,680
Excess of obligations over appropriation due to Public Law 106.....		-4,575,000	
Estimated savings, unobligated balance.....			217,126
Total estimate or appropriation.....	36,800,000	28,636,800	28,340,000
<b>BY PROJECTS OR FUNCTIONS</b>			
1. Soil and water conservation operations in conservation districts and in cooperation with other Federal and State agencies.....	\$35,437,600	\$31,310,700	\$23,125,821
2. Operation of conservation nurseries for the furnishing of plants for use in soil and water conservation operations.....	1,170,000	1,170,000	1,083,816
3. Services performed for other agencies.....	38,500	38,500	59,100
4. Overtime pay.....		539,100	3,707,477
Grand total obligations.....	36,646,100	33,055,300	27,976,214
Adjustments (see objects schedule for detail).....	+153,900	-4,418,500	+363,786
Total estimate or appropriation.....	36,800,000	28,636,800	28,340,000

ing research and demonstration work in fire control and irrigation construction work to eliminate fire hazards, in the Everglades region of Florida, \$54,500: *Provided*, That no expenditures shall be made for these purposes until a sum at least equal to such expenditures shall have been made available by the State of Florida, or a political subdivision thereof, for the same purposes.] (*Act of May 5, 1945, Public Law 52.*)

Appropriated 1946, \$54,500

NOTE.—The appropriation under the above subhead has been transferred to and estimated for under "Salaries and expenses, Soil Conservation Service," soil conservation research. For comparative purposes the amounts available for 1945 and 1946 are shown in the schedule as transfers.

By objects	Obligations		
	Estimate, 1947	Estimate, 1946	Actual, 1945
Transferred to "Salaries and expenses, Soil Conservation Service," soil conservation research.....		\$64,700	\$72,248
Excess of obligations over appropriation due to Public Law 106.....		-10,200	
Total estimate or appropriation.....		54,500	72,248

**Farm and Other Private Forestry Cooperation, Department of Agriculture (Soil Conservation Service)—**

By objects	Obligations		
	Estimate, 1947	Estimate, 1946	Actual, 1945
<i>Cooperation with States in carrying out farm forestry operations, including intensive projects and technical services to farmers and to legally competent and adequate organizations of farmers—under Norris-Jones Act</i>			
<b>PERSONAL SERVICES, DEPARTMENTAL</b>			
Professional service:			
Grade 5. Range \$5,180 to \$6,020:			
Forester.....			0.7 \$3,619
Overtime pay, departmental.....			463
All personal services, departmental.....			0.7 4,082
<b>PERSONAL SERVICES, FIELD</b>			
Professional service:			
Grade 5. Range \$5,180 to \$6,020:			
Chief, regional forestry division.....			0.8 3,975
Grade 3. Range \$3,640 to \$4,300:			
Forester.....			1 3,475
Soil conservationist.....			0.1 200
Grade 2. Range \$2,980 to \$3,640.....			27.2 70,212
Grade 1. Range \$2,320 to \$2,980.....			0.7 1,361
Clerical, administrative, and fiscal service:			
Grade 4. Range \$2,100 to \$2,496.....			1 1,860
Grade 3. Range \$1,902 to \$2,298.....			0.7 1,170
Unclassified.....			8.4 12,677
Total permanent, field.....			39.9 94,930
Temporary employment, field.....			0.3 557
W. A. E. employment, field.....			1.2 1,817
Overtime pay, field.....			18,771
All personal services, field.....			41.4 116,075
01 Personal services (net).....			42.1 120,157
<b>OTHER OBLIGATIONS</b>			
02 Travel.....			5,324
03 Transportation of things.....			255
04 Communication services.....			691
05 Rents and utility services.....			1,511
07 Other contractual services.....			2,442
08 Supplies and materials.....			2,808
09 Equipment.....			416
Total other obligations.....			13,447
Grand total obligations.....			133,604
Allotted from "Farm and other private forestry cooperation, Department of Agriculture".....			-146,788
Covered into Treasury as miscellaneous receipts, Public Law 529.....			+39
Estimated savings, unobligated balance.....			13,145
Total estimate or appropriation.....			

【Erosion control, Everglades region, Florida: For research and demonstration work in soil conservation control measures, includ-

**SOIL CONSERVATION SERVICE—Continued**  
**Flood Control, General (Transfer to Agriculture) (Soil Conservation Service)—**

By objects	Obligations					
	Estimate, 1947		Estimate, 1946		Actual, 1945	
	Man-years	Total salary	Man-years	Total salary	Man-years	Total salary
<b>PERSONAL SERVICES, DEPARTMENTAL</b>						
Professional service:						
Grade 5. Range \$5,180 to \$6,020:						
Economist	1	\$5,180	0.5	\$2,590		
Geologist	1	5,180	0.5	2,590		
Hydrologist	1	5,600	0.5	2,800		
Sedimentation specialist	1	5,600	0.5	2,800		
Soil conservationist	2	10,780	0.5	2,800		
Grade 4. Range \$4,300 to \$5,180:						
Economist	1	4,300	0.5	2,150		
Geologist	1	4,300	0.5	2,150		
Hydrologist	1	4,520	0.5	2,260		
Sedimentation specialist	1	4,520	0.5	2,260		
Clerical, administrative, and fiscal service:						
Grade 5. Range \$2,320 to \$2,980	1	2,375	0.5	1,160		
Grade 4. Range \$2,100 to \$2,496	2	4,266	1	2,100		
Grade 3. Range \$1,902 to \$2,298	5	9,611	1.5	2,853		
<b>Total permanent, departmental</b>	<b>18</b>	<b>66,232</b>	<b>7.5</b>	<b>28,513</b>		
<b>PERSONAL SERVICES, FIELD</b>						
Professional service:						
Grade 4. Range \$4,300 to \$5,180:						
Cartographic engineer	1	4,300				
Civil engineer	3	12,900	1.2	5,216		
Economist	5	21,500	1.5	6,450		
Geologist	4	17,200	1.5	6,450		
Hydrologist	8	34,400	3.5	15,136		
Project conservationist	4	17,200	1.7	6,897		
Sedimentation specialist	5	21,500	1.5	6,450		
Soil conservationist	17	73,540	5.4	23,482		
Soil scientist	1	4,300				
Grade 3. Range \$3,640 to \$4,300:						
Acronomist	1	3,640	0.3	1,374		
Civil engineer	4	14,560	1.9	6,860		
Curative specialist	1	3,640	0.5	1,930		
Design engineer	1	3,640				
District conservationist	5.5	20,055	4.1	15,644		
Economist	4	14,560				
Engineer	1	3,970	0.5	1,987		
Geologist	1	3,640				
Hydraulic engineer	1	3,640	0.3	980		
Hydrologist	3	10,920	1	3,640		
Range examiner	1	3,640	0.3	1,374		
Sedimentation specialist	4	14,560				
Soil conservationist	6	21,840	3.9	14,568		
Soil scientist	2	7,280	0.6	2,123		
Grade 2. Range \$2,980 to \$3,640	97	296,450	33.3	103,956		
Grade 1. Range \$2,320 to \$2,980	32	76,330	9.2	22,464		
Clerical, administrative, and fiscal service:						
Grade 7. Range \$2,980 to \$3,640	2	5,960	0.6	1,719		
Grade 5. Range \$2,320 to \$2,980	1	2,320				
Grade 4. Range \$2,100 to \$2,496	1	2,100	0.3	727		
Grade 3. Range \$1,902 to \$2,298	28	53,850	12.2	23,606		
Grade 2. Range \$1,704 to \$2,100	13	22,944	5.3	10,008		
Subprofessional service:						
Grade 7. Range \$2,650 to \$3,310	6	15,900	0.6	1,529		
Grade 6. Range \$2,320 to \$2,980	13	31,150	4.5	11,076		
Grade 5. Range \$2,100 to \$2,496	40	84,000	14.4	30,767		
Grade 4. Range \$1,902 to \$2,298	14	26,628	1.2	2,267		
Grade 3. Range \$1,704 to \$2,100	12	20,976	3.8	6,829		
Crafts, protective, and custodial service:						
Grade 8. Range \$2,540 to \$3,200	2	5,080				
Grade 6. Range \$2,166 to \$2,562	2	4,332				
Grade 4. Range \$1,770 to \$2,166	2	3,540				
Grade 3. Range \$1,572 to \$1,902	2	3,144				
Grade 2. Range \$1,440 to \$1,770	2	2,880				
<b>Total permanent, field</b>	<b>352.5</b>	<b>995,109</b>	<b>115.1</b>	<b>335,509</b>		
W. A. E. employment, field	22.1	44,094	5.3	10,664		
<b>All personal services, field</b>	<b>374.6</b>	<b>1,039,203</b>	<b>120.4</b>	<b>346,173</b>		
<b>01 Personal services (net)</b>	<b>392.6</b>	<b>1,105,435</b>	<b>127.9</b>	<b>374,686</b>		
<b>OTHER OBLIGATIONS</b>						
02 Travel		43,000		33,677		
03 Transportation of things		31,900		7,425		
04 Communication services		4,300		3,140		
05 Rents and utility services		17,800		6,355		
06 Printing and binding		3,500		250		
07 Other contractual services		33,300		9,638		
08 Supplies and materials		150,800		18,875		
09 Equipment		244,460		95,324		
10 Lands and structures		92,800				
<b>Total other obligations</b>		<b>621,800</b>		<b>174,684</b>		
<b>Grand total obligations</b>		<b>1,727,235</b>		<b>519,370</b>		
Allotted from "Flood control, general (transfer to Agriculture)"		-1,727,235		-519,370		
<b>Total estimate or appropriation</b>						

By projects or functions	Obligations		
	Estimate, 1947	Estimate, 1946	Actual, 1945
1. Preliminary examinations and surveys.	\$48,800	\$117,000	
2. Prosecution of work of water flow retardation and soil-erosion prevention.	1,278,435	432,370	
<b>Grand total obligations</b>	<b>1,727,235</b>	<b>549,370</b>	
Adjustments (see objects schedule for detail)	1,727,235	-549,370	
<b>Total estimate or appropriation</b>			

**Special and Technical Investigations, International Joint Commission, United States and Canada (Transfer to Agriculture) (Soil Conservation Service)—**

By objects	Obligations					
	Estimate, 1947		Estimate, 1946		Actual, 1945	
	Man-years	Total salary	Man-years	Total salary	Man-years	Total salary
<i>Appraisal of results of increasing the height of groundwater table of lands adjacent to Kootenai Lake</i>						
<b>PERSONAL SERVICES, FIELD</b>						
Professional service:						
Grade 4. Range \$4,300 to \$5,180:						
Research project supervisor					0.1	\$350
W. A. E. employment, field	0.6	\$1,350	0.6	\$1,350	0.5	750
Overtime pay, field						162
<b>01 Personal services (net)</b>	<b>0.6</b>	<b>1,350</b>	<b>0.6</b>	<b>1,400</b>	<b>0.6</b>	<b>1,262</b>
<b>OTHER OBLIGATIONS</b>						
02 Travel		50		50		50
05 Rents and utility services		25		25		25
07 Other contractual services		150		150		50
08 Supplies and materials		175		175		
09 Equipment		100		100		
<b>Total other obligations</b>		<b>500</b>		<b>500</b>		<b>125</b>
<b>Grand total obligations</b>		<b>1,850</b>		<b>1,900</b>		<b>1,387</b>
Received by transfer from "Special and technical investigations, International Joint Commission, United States and Canada," State Department		-1,850		-1,900		-1,750
Estimated savings, unobligated balance						363
<b>Total estimate or appropriation</b>						

**Working Funds, Agriculture, Soil Conservation Service—**

By objects	Obligations					
	Estimate, 1947		Estimate, 1946		Actual, 1945	
	Man-years	Total salary	Man-years	Total salary	Man-years	Total salary
<b>PERSONAL SERVICES, DEPARTMENTAL</b>						
Professional service:						
Grade 4. Range \$4,300 to \$5,180:						
Soil conservationist			0.5	\$2,160	1	\$4,223
Clerical, administrative, and fiscal service:						
Grade 5. Range \$2,320 to \$2,980			1	2,540	0.9	1,937
Grade 4. Range \$2,100 to \$2,496			1	2,100	0.9	1,627
Grade 3. Range \$1,902 to \$2,298			0.5	900		
<b>Total permanent, departmental</b>			<b>3</b>	<b>7,700</b>	<b>2.8</b>	<b>7,787</b>
Overtime pay, departmental				216		1,404
<b>All personal services, departmental</b>			<b>3</b>	<b>7,916</b>	<b>2.8</b>	<b>9,191</b>
<b>PERSONAL SERVICES, FIELD</b>						
Professional service:						
Grade 5. Range \$5,180 to \$6,020:						
Cartographic engineer			1.5	8,323	1.6	7,433
Civil engineer			0.3	1,452	0.3	1,200
Grade 4. Range \$4,300 to \$5,180:						
Cartographic engineer					0.5	2,050
Civil engineer			0.3	1,217	0.4	1,732
Grade 3. Range \$3,640 to \$4,300:						
Cartographic engineer			3.2	12,427	4	13,064
Civil engineer			1.3	5,009	0.8	2,647
Lithographer					1	3,489
Grade 2. Range \$2,980 to \$3,640			11.9	39,812	16.7	46,124
Grade 1. Range \$2,320 to \$2,980			9.6	24,500	12.4	28,666
Clerical, administrative, and fiscal service:						
Grade 9. Range \$3,640 to \$4,300:						
Administrative assistant					0.3	890
Grade 7. Range \$2,980 to \$3,640			5.1	16,364	5.1	14,364
Grade 6. Range \$2,650 to \$3,310					0.1	192
Grade 5. Range \$2,320 to \$2,980					2.9	5,878
Grade 4. Range \$2,100 to \$2,496			1	2,100		
Grade 3. Range \$1,902 to \$2,298			4.9	9,737	7	11,725
Grade 2. Range \$1,704 to \$2,100			1	1,704	1.4	1,955



By objects	Obligations					
	Estimate, 1947		Estimate, 1946		Actual, 1945	
	Man- years	Total salary	Man- years	Total salary	Man- years	Total salary
<b>PERSONAL SERVICES, FIELD—continued</b>						
Subprofessional service:						
Grade 8. Range \$2,980 to \$3,640			0.4	\$1,202	1.6	\$3,995
Grade 7. Range \$2,650 to \$3,310			1.4	3,964	3.6	8,271
Grade 6. Range \$2,320 to \$2,980			10.8	26,620	13.3	26,974
Grade 5. Range \$2,100 to \$2,436			12	25,484	13.3	24,162
Grade 4. Range \$1,902 to \$2,298			5.3	10,354	7.4	11,998
Grade 3. Range \$1,704 to \$2,100			0.5	976	2.5	3,778
Grade 2. Range \$1,572 to \$1,968					1.3	1,802
Crafts, protective, and custodial service:						
Grade 9. Range \$2,650 to \$3,310			14	39,395	7.4	17,664
Grade 8. Range \$2,540 to \$3,200					0.2	367
Grade 6. Range \$2,166 to \$2,562			5	11,281	4.2	8,051
Grade 5. Range \$1,968 to \$2,364			3	6,168	0.4	747
Grade 4. Range \$1,770 to \$2,166					8.1	12,211
Grade 3. Range \$1,572 to \$1,968					0.6	511
Unclassified			21.2	42,596	30.3	61,656
Total permanent, field			113.7	290,685	148.7	323,886
Temporary employment, field			0.6	800	10.1	15,939
Part-time employment, field					0.2	239
W. A. E. employment, field					2.9	4,253
Overtime pay, field				9,172		80,157
All personal services, field			114.3	300,657	161.9	424,474
Total, departmental and field			117.3	308,573	164.7	433,665
Deduct quarters and subsistence furnished				242		225
01 Personal services (net)			117.3	308,331	164.7	433,440
<b>OTHER OBLIGATIONS</b>						
02 Travel				6,280		2,509
03 Transportation of things				5,323		2,946
04 Communication services				1,945		1,850
05 Rents and utility services				2,060		1,597
07 Other contractual services				11,692		28,360
08 Supplies and materials				127,366		106,660
09 Equipment				3,700		4,081
Total other obligations				158,366		148,003
Grand total obligations				466,697		581,443
Reimbursements for services performed				-1,000		
Advanced from—						
Federal Works Agency				-8,399		-32,842
Selective Service System				-239,957		-231,793
Treasury Department				-1,500		
War Department				-160,591		-186,192
Prior year balance available in 1945						-190,359
1945 balance available in 1946				-68,463		+68,463
Estimated savings, unobligated balance				13,213		280
Total estimate of appropriation						
<b>BY PROJECTS OR FUNCTIONS</b>						
1. Providing wartime security for field cartographic laboratories (Federal Works Agency)				\$4,997		\$30,437
2. Technical direction of program for civilian public service projects for conscientious objectors (Selective Service System)				241,792		204,852
3. For carrying out a training program for 5 Chinese students for the Procurement Division (Treasury Department)				1,500		
4. Transliteration of Chinese maps for the Army Map Service (War Department)				2,160		4,223
5. Mapping of strategic areas for the Corps of Engineers (War Department)				4,801		41,171
6. Research compilation, drafting, and reproduction of aeronautical, flight, and Loran charts, pilots handbooks, and relief models for the Army Air Forces (War Department)				169,263		217,215
7. Preparation and drafting of maps and charts of foreign areas for the Army Map Service (War Department)						1,984
8. For carrying out research investigations for the Ordnance Department (War Department)				30,796		
9. Comprehensive training of Latin-American technicians in the principles and practices of soil and water conservation and proper land use (Office of Coordinator of Inter-American Affairs)				1,000		
10. Services performed for other agencies				1,000		
11. Overtime pay				9,358		81,561
Grand total obligations				466,697		581,443
Adjustments (see objects schedule for detail)				-466,697		-581,443
Total estimate of appropriation						

Annual appropriations, general account:

Estimate 1947, \$38,078,000

Appropriated 1946, \$29,754,300

LAND UTILIZATION AND RETIREMENT OF SUBMARGINAL LAND

Land Utilization and Retirement of Submarginal Land, Department of Agriculture—

To enable the Secretary to carry out the provisions of title III of the Bankhead-Jones Farm Tenant Act, approved July 22, 1937 (7 U. S. C. 1010-1013), and the provisions of the Act approved August 11, 1945 (Public Law 179, Seventy-ninth Congress), including the employment of persons and means in the District of Columbia and elsewhere, [\$1,087,300] \$1,453,000. (Act of May 5, 1945, Public Law 52.)

Annual appropriation, general account:

Estimate 1947, \$1,453,000

Appropriated 1946, \$1,087,300

By objects	Obligations					
	Estimate, 1947		Estimate, 1946		Actual, 1945	
	Man- years	Total salary	Man- years	Total salary	Man- years	Total salary
<b>PERSONAL SERVICES, DEPARTMENTAL</b>						
Professional service						
Grade 6. Range \$6,230 to \$7,070						
Chief, land management division	1	\$6,650	1	\$6,650	0.7	\$4,241
Grade 5. Range \$5,180 to \$6,020						
Soil conservationist	1	5,180	1	5,180	1.3	6,495
Clerical, administrative, and fiscal service:						
Grade 13. Range \$6,230 to \$7,070:						
Chief, land acquisition and sales division	1	7,070	1	7,070	1	6,400
Grade 11. Range \$4,300 to \$5,180:						
Section head	0.5	2,480	0.5	2,480	0.5	1,902
Grade 8. Range \$3,310 to \$3,970	0.5	1,875	0.5	1,853	0.3	983
Grade 7. Range \$2,980 to \$3,640	2	6,290	2	6,290	1.3	6,176
Grade 5. Range \$2,320 to \$2,980	1	2,540	1	2,463	1.5	3,040
Grade 4. Range \$2,100 to \$2,496	6	13,392	6	13,140	5.4	9,987
Grade 3. Range \$1,902 to \$2,298	4.6	9,009	4.6	8,982	4.1	5,196
Total permanent, departmental	17.6	54,486	17.6	54,108	16.1	44,420
Overtime pay, departmental				925		7,676
All personal services, departmental	17.6	54,486	17.6	55,033	16.1	52,096
<b>PERSONAL SERVICES, FIELD</b>						
Professional service						
Grade 5. Range \$5,180 to \$6,020:						
Chief, regional land management division	5.9	33,473	5.9	33,473	5.8	28,910
Civil engineer	1	5,810	1	5,683	0.5	2,500
State conservationist	0.2	700	0.2	700	0.4	1,428
Grade 4. Range \$4,300 to \$5,180:						
Assistant chief, regional land management division	2.7	12,214	2.7	12,214	2.7	10,687
Assistant State conservationist	0.2	904	0.2	904	0.1	457
Chief, regional records and reports division						1
Civil engineer	0.2	1,130	0.2	1,130	1.3	4,750
Soil conservationist	1	4,520	1	4,402	1	4,600
Zone conservationist	1	5,180	1	5,125		
Grade 3. Range \$3,640 to \$4,300:						
Agricultural engineer	1	3,970	1	3,910		
Civil engineer	1	3,750	1	3,649	0.1	267
District conservationist	9.6	37,568	9.6	37,568	8.4	28,811
Forester	1	3,640	1	3,534	1	3,200
Range conservationist	0.3	1,314	0.3	1,314	0.3	841
Soil conservationist	1	3,860	1	3,860	2.1	6,999
Hydraulic engineer	1	3,860	1	3,830	0.3	1,100
Grade 2. Range \$2,980 to \$3,640	37.6	123,818	37.6	122,150	36.1	100,226
Grade 1. Range \$2,320 to \$2,980	5.5	12,946	5.5	12,946	3.8	7,986
Clerical, administrative, and fiscal service:						
Grade 7. Range \$2,980 to \$3,640	1	3,640	1	3,640	1	3,200
Grade 5. Range \$2,320 to \$2,980	5	12,370	5	12,232	3.1	6,342
Grade 4. Range \$2,100 to \$2,496	7	15,228	7	15,200	6.8	12,588
Grade 3. Range \$1,902 to \$2,298	25	52,818	25	52,130	28.3	47,627
Grade 2. Range \$1,704 to \$2,100	20	36,654	20	36,155	16.4	26,109
Subprofessional service:						
Grade 7. Range \$2,650 to \$3,310	7	19,210	7	19,109	5.4	12,303
Grade 6. Range \$2,320 to \$2,980	17	41,200	17	40,737	10.9	22,256
Grade 5. Range \$2,100 to \$2,496	18.2	39,620	18.2	39,085	18.6	34,324
Grade 3. Range \$1,704 to \$2,100	5.4	9,857	5.4	9,725	2.9	7,224
Crafts, protective, and custodial service:						
Grade 8. Range \$2,540 to \$3,200				0.2	508	
Grade 6. Range \$2,166 to \$2,562	11.6	26,146	11.6	25,792	11.3	14,258
Grade 4. Range \$1,770 to \$2,166	23.2	43,867	23.2	43,205	26.3	40,635
Grade 3. Range \$1,572 to \$1,968	9.3	15,280	9.3	15,072	7.6	10,198
Unclassified	1	1,633	1	1,633	1.9	2,860
Total permanent, field	221.9	576,180	222.1	570,676	205.4	446,536
Temporary employment, field	13.5	23,925	1	1,925	3.9	6,201
W. A. E. employment, field	213.7	334,093	180	293,225	180	238,277
Casual employment, field					0.5	858
Overtime pay, field				16,625		144,326
All personal services, field	449.1	934,198	403.1	852,451	389.8	836,198
Total, departmental and field	466.7	988,684	420.7	907,484	405.9	888,294
Deduct quarters and subsistence furnished		8,284		8,284		11,987
01 Personal services (net)	466.7	980,400	420.7	899,200	405.9	876,307
<b>OTHER OBLIGATIONS</b>						
02 Travel		35,100		33,200		31,442
03 Transportation of things		6,900		6,100		7,620
04 Communication services		7,200		6,600		6,936

SOIL CONSERVATION SERVICE—Continued

LAND UTILIZATION AND RETIREMENT OF SUBMARGINAL LAND—Con.

Land Utilization and Retirement of Submarginal Land, Department of Agriculture—Continued

By objects	Obligations		
	Estimate, 1947	Estimate, 1946	Actual, 1945
OTHER OBLIGATIONS—continued			
05 Rents and utility services.....	\$17,800	\$17,800	\$19,816
07 Other contractual services.....	56,900	51,300	46,734
08 Supplies and materials.....	304,200	200,600	211,289
09 Equipment.....	44,000	16,000	28,675
10 Lands and structures.....	500	500	14,533
Total other obligations.....	472,600	332,100	367,045
Grand total obligations.....	1,453,000	1,231,300	1,243,352
Reimbursements for services performed.....			-754
Net total obligations.....	1,453,000	1,231,300	1,242,598
Covered into Treasury as miscellaneous receipts, Public Law 529.....			+521
Excess of obligations over appropriation due to Public Law 106.....		-144,000	
Estimated savings, unobligated balance.....			6,881
Total estimate or appropriation.....	1,453,000	1,087,300	1,250,000
BY PROJECTS OR FUNCTIONS			
1. Development and management of land acquired.....	\$1,453,000	\$1,213,750	\$1,090,596
2. Services performed for other agencies.....			754
3. Overtime pay.....		17,550	152,002
Grand total obligations.....	1,453,000	1,231,300	1,243,352
Adjustments (see objects schedule for detail).....		-144,000	+6,648
Total estimate or appropriation.....	1,453,000	1,087,300	1,250,000

Permanent appropriation:

Payments to Counties From Submarginal Land Program, Farm Tenant Act—

Twenty-five percent of the net revenues received each calendar year from the use of lands held by the Secretary under title III of the Farm Tenant Act, approved July 22, 1937 (7 U. S. C. 1000-1013), is paid to the counties in which the land is located. Such payments to counties are made on the condition that they are used for school or road purposes, or both. When any project is located in more than one county, the distributive share to each from the proceeds of the land is proportional to its area therein.

Estimate 1947, \$145,000                      Appropriated 1946, \$127,500  
 Revised 1946, \$140,000

11 Grants, subsidies, and contributions: Obligations—1947, \$145,000; 1946, \$140,000; 1945, \$239,937.

Excess Payments, Submarginal Land Program, Farm Tenant Act—

13 Refunds, awards, and indemnities: Obligations—1945, \$544.

WATER CONSERVATION AND UTILIZATION PROJECTS

Water Conservation and Utilization Projects, Department of Agriculture—

For expenses necessary to enable the Secretary [ ], through such agencies of the Department as he may designate, [ ] to carry into effect the functions of the Department under the Act of October 14, 1940 (16 U. S. C. 590y-z-10), as amended, relating to the construction, operation, and maintenance of water conservation and utilization projects, [\$1,165,066] \$700,000, to be immediately available and to remain available until expended, which sum shall be merged with the unexpended balances of funds heretofore appropriated or transferred to said Department for the purposes of said Act, including personal services in the District of Columbia; purchase of books of reference and periodicals; and leveling or otherwise preparing [such lands] any lands, irrespective of ownership, within the boundaries of approved projects for the utilization of irrigation water [ ], irrespective of ownership]. (Act of May 5, 1945, Public Law 52.)

Estimate 1947, \$700,000                      Appropriated 1946, \$1,165,066

By objects	Obligations					
	Estimate, 1947		Estimate, 1946		Actual, 1945	
	Man-years	Total salary	Man-years	Total salary	Man-years	Total salary
PERSONAL SERVICES, DEPARTMENTAL						
Professional service:						
Grade 6. Range \$6,230 to \$7,070:						
Assistant to chief of operations.....	1	\$7,070	0.7	\$5,303		
Grade 5. Range \$5,180 to \$6,020:						
Agricultural economist.....	1	5,390	0.7	3,435		
Engineer.....	1	5,600	1	5,600		
Clerical, administrative, and fiscal service:						
Grade 5. Range \$2,320 to \$2,980.....	1	2,540	0.8	1,822		
Grade 4. Range \$2,100 to \$2,496.....	2	4,200	2	4,200		
Total permanent, departmental.....	6	24,800	5.2	20,360		
Overtime pay, departmental.....						67
All personal services, departmental.....	6	24,800	5.2	20,427		
PERSONAL SERVICES, FIELD						
Professional service:						
Grade 6. Range \$6,230 to \$7,070:						
Construction engineer.....	1	6,440	1	6,440	1	\$5,750
Grade 5. Range \$5,180 to \$6,020:						
Agricultural economist.....	1	5,390	1	5,390	1	4,408
Agricultural labor specialist.....					1	4,800
Assistant to regional chief of operations.....	2	11,830	1.7	10,010		
Chief, regional land acquisition and sales division.....	1	5,180	1	5,180		
Head, area investigation section.....			0.3	1,295	1	4,600
Head, area project development section.....			0.3	1,505	1	5,200
Head, area settlement and sales section.....					1	4,600
Head, area soils section.....			0.1	598	1	4,600
Project supervisor.....	1	5,180	0.2	870		
Grade 4. Range \$4,300 to \$5,180:						
Agricultural economist.....	3	13,780	3.1	14,309	4.8	18,581
Architect.....	1	4,520	1	4,520	1.9	7,412
Assistant chief, regional land acquisition and sales division.....	1	4,300	1	4,300		
Assistant chief, regional water conservation division.....	1	4,300	1	4,300		
Assistant project supervisor.....	1	4,300	0.2	598		
Civil engineer.....	3.7	16,207	3.4	14,470	3.1	11,958
Construction engineer.....	1.3	5,590	1.3	5,590		
Drainage engineer.....	1	4,300	0.7	3,134		
Hydraulic engineer.....	1	4,300	0.8	3,583		
Hydrologic engineer.....	1	4,300	0.8	3,583		
Irrigation engineer.....	2	8,600	1.8	7,442		
Project supervisor.....	5	22,600	5	22,270	3.5	13,418
Soil conservationist.....	1	4,520	0.7	3,225		
Soil scientist.....	1	4,300	1	4,300		
Grade 3. Range \$3,640 to \$4,300:						
Agricultural economist.....	1	3,640	0.7	2,757	2.1	6,561
Agronomist.....	0.5	1,820	0.5	1,820		
Assistant head, area acquisition and development section.....			0.3	1,128	1	3,600
Civil engineer.....			0.4	1,258	4.9	16,482
Construction engineer.....	3.1	11,992	3.1	11,837	0.7	2,337
Irrigation engineer.....	3.5	13,290	2.7	10,175		
Project supervisor.....	2.5	9,375	2.5	9,375	2.1	6,779
Soil conservationist.....	2	7,610	1.8	6,453		
Soil scientist.....	5.8	21,684	4.4	16,310		
Grade 2. Range \$2,980 to \$3,640:						
Grade 1. Range \$2,320 to \$2,980.....	7.9	24,819	7.9	24,819	7.5	20,149
Clerical, administrative, and fiscal service:	3.6	8,748	3.6	8,399	3	6,016
Grade 14. Range \$7,175 to \$8,225:						
Area director.....			0.3	1,794	1	6,648
Grade 13. Range \$6,230 to \$7,070:						
Assistant area director.....					0.8	4,808
Grade 12. Range \$5,180 to \$6,020:						
Executive assistant.....					0.8	3,833
Grade 11. Range \$4,300 to \$5,180:						
Deputy chief, regional budget and finance division.....	1	5,180	0.7	3,424		
Executive assistant.....					0.2	633
Grade 9. Range \$3,640 to \$4,300:						
Accountant.....			0.1	433	1	3,250
Grade 7. Range \$2,980 to \$3,640.....	8.2	25,316	7.9	24,413	2.4	6,519
Grade 5. Range \$2,320 to \$2,980.....	6.1	14,713	6.1	14,396	5.9	12,192
Grade 4. Range \$2,100 to \$2,496.....	5.5	11,778	5.3	11,169	4.4	8,021
Grade 3. Range \$1,902 to \$2,298.....	17.3	33,809	17	32,250	11	18,431
Grade 2. Range \$1,704 to \$2,100.....	5.1	8,666	4.3	7,324	4.4	6,466
Subprofessional service:						
Grade 8. Range \$2,980 to \$3,640.....	1	2,980	1	2,980	0.2	404
Grade 7. Range \$2,650 to \$3,310.....	1	2,760	1	2,705	0.1	121
Grade 6. Range \$2,320 to \$2,980.....	2.1	5,028	2.1	5,028	0.2	333
Grade 5. Range \$2,100 to \$2,496.....	7.2	15,508	7.2	15,112	3.5	6,404
Grade 4. Range \$1,902 to \$2,298.....	5.2	10,112	5.2	9,912	1.8	2,999
Grade 3. Range \$1,704 to \$2,100.....	8.4	14,613	8.4	14,541	3.6	4,968
Grade 2. Range \$1,572 to \$1,968.....	5.7	9,131	5.7	8,908		
Crafts, protective and custodial service:						
Grade 9. Range \$2,650 to \$3,310.....	1	2,760	0.4	1,110		
Grade 6. Range \$2,166 to \$2,562.....	1	2,232	1	2,232	1	1,860
Unclassified.....	1	2,650	1	2,570		
Total permanent, field.....	135.7	405,851	130	381,544	83.9	235,141
Temporary employment, field.....	3.1	6,275	3.1	6,275		
W. A. E. employment, field.....	79.4	178,074	91.4	205,177	24.4	62,564
Overtime pay, field.....				9,326		56,617
All personal services, field.....	218.2	590,200	224.5	602,322	108.3	354,322
01 Personal services (net).....	224.2	615,000	229.7	622,749	108.3	354,322



By objects	Obligations		
	Estimate, 1947	Estimate, 1946	Actual, 1945
<b>OTHER OBLIGATIONS</b>			
02 Travel.....	\$27,000	\$27,000	\$30,977
03 Transportation of things.....	13,000	13,000	4,837
04 Communication services.....	4,000	4,000	3,239
05 Rents and utility services.....	12,000	12,000	3,899
07 Other contractual services.....	40,000	40,000	16,315
08 Supplies and materials.....	170,000	170,000	59,490
09 Equipment.....	115,000	115,000	21,857
10 Lands and structures.....	139,000	139,000	374,050
Total other obligations.....	520,000	520,000	514,673
Grand total obligations.....	1,135,000	1,142,749	868,995
Reimbursements for services performed, transferred to "Salaries and expenses, Office of Solicitor, Department of Agriculture".....	-4,000	-4,000	-2,810
		+11,200	
Prior year balance available in 1945.....			-1,282,068
1945 balance available in 1946.....		-315,883	+415,883
1946 balance available in 1947.....	-431,000	+431,000	
Total estimate or appropriation.....	700,000	1,165,066	
<b>BY PROJECTS OR FUNCTIONS</b>			
1. Project investigations and surveys.....	\$112,000	\$112,000	\$67,182
2. Acquisition of land.....	138,100	138,100	117,006
3. Land development.....	815,900	814,256	576,246
4. Land management, settlement, and technical guidance.....	65,000	65,000	45,474
5. Services performed for other agencies.....	4,000	4,000	2,810
6. Overtime pay.....		9,393	56,617
Grand total obligations.....	1,135,000	1,142,749	868,995
Adjustments (see objects schedule for detail).....	-435,000	+22,317	-868,995
Total estimate or appropriation.....	700,000	1,165,066	

**Construction, Water Conservation and Utility Projects (Allotment to Agriculture) (Soil Conservation Service)**

By objects	Obligations		
	Estimate, 1947	Estimate, 1946	Actual, 1945
<i>Acquisition and construction of water conservation and utility projects</i>			
<b>PERSONAL SERVICES, FIELD</b>			
Professional service:			
Grade 5. Range \$5,180 to \$6,020:			
Project supervisor.....		0.8	\$4,310
Grade 4. Range \$4,300 to \$5,180:			
Assistant project supervisor.....		0.6	2,986
Civil engineer.....	1	1	4,300
Project supervisor.....	1	1	4,520
Grade 3. Range \$3,640 to \$4,300:			
Assistant project supervisor.....	1	1.9	7,087
Civil engineer.....		0.4	1,563
			1.5
			4,713

By objects	Obligations		
	Estimate, 1947	Estimate, 1946	Actual, 1945
<i>Acquisition and construction of water conservation and utility projects—Con.</i>			
<b>PERSONAL SERVICES, FIELD—continued</b>			
Professional service—Continued			
Grade 2. Range \$2,980 to \$3,640.....	3	\$9,600	4.4
Grade 1. Range \$2,320 to \$2,980.....	1	2,430	2
Clerical, administrative, and fiscal service:			
Grade 9. Range \$3,640 to \$4,300:			
Administrative assistant.....		1	3,640
Grade 7. Range \$2,980 to \$3,640.....	1	3,000	1.8
Grade 5. Range \$2,320 to \$2,980.....	1	2,430	1.4
Grade 4. Range \$2,100 to \$2,496.....	2	4,332	2.2
Grade 3. Range \$1,902 to \$2,298.....	1	1,968	0.7
Grade 2. Range \$1,704 to \$2,100.....	1	1,770	1.5
Subprofessional service:			
Grade 8. Range \$2,980 to \$3,640.....		1	2,980
Grade 6. Range \$2,320 to \$2,980.....	1	2,430	1.2
Grade 5. Range \$2,100 to \$2,496.....	1	2,106	1.2
Grade 4. Range \$1,902 to \$2,298.....			2.6
Grade 3. Range \$1,704 to \$2,100.....			4,544
Crafts, protective, and custodial service:			
Grade 9. Range \$2,650 to \$3,310.....		0.6	1,540
Grade 4. Range \$1,770 to \$2,166.....	1	1,836	1
			1,775
Total permanent, field.....	16	44,732	28.1
Temporary employment, field.....			0.5
W. A. E. employment, field.....	21	52,568	20.1
Overtime pay, field.....			4,585
01 Personal services (net).....	37	97,300	48.7
<b>OTHER OBLIGATIONS</b>			
02 Travel.....		2,400	2,800
03 Transportation of things.....		1,000	1,300
04 Communication services.....		400	800
05 Rents and utility services.....		1,700	4,200
07 Other contractual services.....		1,000	5,490
08 Supplies and materials.....		25,000	24,300
09 Equipment.....		15,000	14,300
10 Lands and structures.....		133,500	
Total other obligations.....		180,000	53,100
Grand total obligations.....		277,300	189,333
Reimbursements for services performed, transferred to "Construction, water conservation and utility projects (allotment to Interior, Reclamation) (reimbursable)".....		-1,500	-1,650
Received by transfer from "Construction, water conservation and utility projects (reimbursable)".....			
Prior year balance available in 1945.....			-245,000
1945 balance available in 1946.....			-355,361
1946 balance available in 1947.....		-275,800	+463,483
Total estimate or appropriation.....			+6,000

Total, Soil Conservation Service, general account:  
 Estimate 1947, \$40,376,000      Appropriated 1946, \$32,134,166  
 Revised 1946, \$32,146,666

*Statement of proposed expenditures for purchase, maintenance, repair, and operation of passenger-carrying vehicles for the fiscal year ending June 30, 1947*

**SOIL CONSERVATION SERVICE**

Appropriation	Vehicles (motor unless otherwise indicated) to be purchased		Old vehicles to be exchanged		Net cost of vehicles to be purchased	Old vehicles still to be used	Total maintenance, repair, and operation, all vehicles	Public purpose and users
	Number	Gross cost	Number	Allowance (estimated)				
Salaries and expenses, Soil Conservation Service:								
Soil conservation research.....	8	\$8,400	8	\$2,400	\$6,000	100	\$25,400	Replacement vehicles and old vehicles for use by technical personnel to make inspection trips to outlying experimental project areas, to supervise the installation of experimental work, to collect data, and to service scientific instruments.
Soil conservation operations.....	508	533,400	508	152,400	381,000	845	361,100	Replacement vehicles as follows: 1 vehicle for passenger transportation on official business in the District of Columbia, the remainder for transportation of work unit field technicians engaged in conservation district activities. Old vehicles for transportation of technicians, inspectors, and surveyors within districts, between districts, and on plating work in areas outside of districts.
Land utilization and retirement of submarginal land, Department of Agriculture (Soil Conservation Service).....	24	25,200	24	7,200	18,000	13	8,500	For use of specialists and technicians engaged in the improvement, management, and protection of land acquired throughout the United States pursuant to the provisions of title III of the Bankhead-Jones Farm Tenant Act.
Water conservation and utilization projects, Department of Agriculture (Soil Conservation Service).....	12	12,600	6	1,800	10,800	28	10,700	For use of project personnel in connection with the planning, development, operation, and management of water conservation and utilization projects.
Flood control, general (transfer to Agriculture).....	35	36,750			36,750	22	15,300	For use of project personnel in making flood control examinations and surveys and in carrying out works of improvement on authorized flood control projects.
Total.....	587	616,350	546	163,800	452,550	1,008	421,000	

**PRODUCTION AND MARKETING ADMINISTRATION**

**CONSERVATION AND USE OF AGRICULTURAL LAND RESOURCES**

**Conservation and Use of Agricultural Land Resources, Department of Agriculture—**

For all expenses necessary to enable the Secretary to carry into effect the provisions of sections 7 to 17, inclusive, of the Soil Conservation and Domestic Allotment Act, approved February 29, 1936, as amended (16 U. S. C. 590g-590p), and the provisions of the Agricultural Adjustment Act of 1938, as amended (7 U. S. C. 1281-1407) (except the provisions of sections 201, 202, 303, 381, and 383 and the provisions of titles IV and V), including personal services in the District of Columbia and elsewhere; not to exceed \$6,000 for the preparation and display of exhibits, including such displays at State, interstate, and international fairs within the United States; purchase of lawbooks, books of reference, periodicals; [\$300,000,000, together with \$13,000,000 of the unobligated balance of the appropriation "Parity payments" in the Department of Agriculture Appropriation Act, 1944, in all \$313,000,000] \$257,500,000, to remain available until December 31, [1946] 1947, for compliance with programs under said provisions of the Agricultural Adjustment Act of 1938, as amended, and the Act of February 29, 1936, as amended, pursuant to the provisions of the [1945] 1946 programs carried out during the period July 1, [1944] 1945, to December 31, [1945] 1946, inclusive, and, in addition, \$12,500,000 for making additional payments on an acreage and pound basis for harvesting seeds of grasses and legumes determined by the [War Food Administrator] Secretary to be necessary for an adequate supply of such seeds [and \$29,750,000 for making payments pursuant to section 5 of the Act of December 23, 1944 (Public Law 551)]; in all, \$270,000,000; Provided, That not to exceed [\$22,911,200] \$28,341,098 of the total sum provided under this head shall be available during the current fiscal year, for salaries and other administrative expenses for carrying out such programs, the cost of aerial photographs, however, not to be charged to such limitation; but not more than [\$6,382,103] \$7,886,480 shall be transferred to the Appropriation account, "Administrative expenses, [Agricultural Adjustment Agency] section 392, Agricultural Adjustment Act of 1938"; Provided further, That none of the funds herein appropriated or made available for the functions assigned to the Agricultural Adjustment Agency pursuant to the Executive Order (No. 9069) of February 23, 1942, shall be used to pay the salaries or expenses of any regional information employees or any State or county information employees, but this shall not preclude the answering of inquiries or supplying of information to individual farmers: Provided further, That such amount shall be available for salaries and other administrative expenses in connection with the formulation and administration of the [1946] 1947 programs (so long as such administrative expenses do not relate to programs exceeding \$300,000,000, including administration) of soil-building practices and soil- and water-conservation practices, under the Act of February 29, 1936, as amended, and programs under the Agricultural Adjustment Act of 1938, as amended; the total expenditures of which, including administration, shall not exceed \$300,000,000; but the payments or grants under such program shall be conditioned upon the utilization of land with respect to which such payments or grants are to be made, in conformity with farming practices which will encourage and provide for soil-building and soil- and water-conserving practices in the most practical and effective manner and adapted to conditions in the several States, as determined and approved by the State agricultural conservation committee [of the Agricultural Adjustment Agency] for the respective States; [Provided further, That no part of such amounts shall be available after the end of the current fiscal year for salaries and other administrative expenses except for payment of obligations therefor incurred prior to the end of such year:] Provided further, That the Secretary may, in his discretion, from time to time transfer to the General Accounting Office such sums as may be necessary to pay administrative expenses of the General Accounting Office in auditing payments under this item: Provided further, That such amount shall be available for the purchase of seeds, fertilizers, lime, trees, or any other farming materials, or any soil-terracing services, and making grants thereof to agricultural producers to aid them in carrying out farming practices approved by the Secretary in the [1945,] 1946, [and] 1947, and 1948 programs under said Act of February 29, 1936, as amended: Provided further, That no part of any funds available to the Department [of Agriculture, the War Food Administration], or any bureau, office, corporation, or other agency constituting a part of such Department [or Administration] shall be used in the current fiscal year for the payment of salary or travel expenses of any person who has been convicted of violating the Act entitled "An Act to prevent pernicious political activities", approved August 2, 1939, as amended, or who has been found in accordance with the provisions of section 6 of the Act of July 11, 1919 (18 U. S. C. 201),

to have violated or attempted to violate such section which prohibits the use of Federal appropriations for the payment of personal services or other expenses designed to influence in any manner a Member of Congress to favor or oppose any legislation or appropriation by Congress except upon request of any Member or through the proper official channels; [Provided further, That none of the funds appropriated in this Act for the War Food Administration or any of its constituent agencies shall be paid out for the salary, per diem allowance, or expenses of any person after it is determined by the War Food Administrator that such person has, personally or by letter, demanded that a farmer join the triple-A program as a condition of draft deferment or for the granting of a priority certificate for any rationed article or commodity. Hearings on charges filed with the War Food Administrator shall be held and decision made within thirty days after such charges are filed with him].

[For an additional amount for conservation and use of agricultural land resources, fiscal year 1946, for compliance with programs under the Agricultural Adjustment Act of 1938, as amended, including the measurement of burley tobacco acreages, to be consolidated with the sum of \$22,911,200 made available for salaries and other administrative expenses under this head in the Department of Agriculture Appropriation Act, 1946, \$408,000.] (Act of May 5, 1945, Public Law 52; Act of July 5, 1945, Public Law 132.)

Estimate 1947, \$270,000,000      Appropriated 1946, \$342,658,000

By objects	Obligations		
	Estimate, 1947	Estimate, 1946	Actual, 1945
11 Grants, subsidies, and contributions:			
Conservation payments to farmers in cash	\$146,000,000	\$212,776,758	\$211,368,100
Conservation payments to farmers in conservation materials and services	95,000,000	91,186,089	99,459,573
Grand total obligations	241,000,000	303,962,847	310,827,673
Allotted to Forest Service	+17,320	+17,592	+32,608
Transferred to—			
"Administrative expenses, sec. 392, Agricultural Adjustment Act of 1938"	+7,886,480	+7,335,272	+7,017,360
"Local administration, sec. 388, Agricultural Adjustment Act of 1938"	+20,437,295	+16,919,505	+16,300,000
"Printing and binding, Department of Agriculture"	+15,000	+15,000	+14,000
"Salaries and expenses, Division of Disbursement," Treasury Department	+285,896	+311,490	+298,604
"Printing and binding, Division of Disbursement," Treasury Department	+7,817	+7,817	+7,821
"Salaries and expenses, Office of Treasurer of United States"	+16,215	+16,760	+22,735
"Printing and binding, Office of Treasurer of United States"	+2,300	+2,300	+2,550
"Conservation and use of agricultural land resources (transfer to General Accounting Office)"	+331,674	+383,945	+375,000
Reappropriation of 1945 balance in 1946 from "Parity payments, Department of Agriculture"		-13,000,000	
Received by loans from Commodity Credit Corporation	-9,000,000	-9,314,528	-46,000,000
Repayment of loans from Commodity Credit Corporation	+9,000,000	+36,000,000	+12,701,649
Total estimate or appropriation	270,000,000	342,658,000	302,500,000

**Parity Payments, Department of Agriculture—**

By objects	Obligations		
	Estimate, 1947	Estimate, 1946	Actual, 1945
Transferred to "Administrative expenses, sec. 392, Agricultural Adjustment Act of 1938"			+ \$274,831
Prior year balance available in 1945			-14,205,695
Reappropriation of 1945 balance in 1946 to "Conservation and use of agricultural land resources, Department of Agriculture"			+13,000,000
Estimated savings, unobligated balance			930,864
Total estimate or appropriation			

**ADMINISTRATIVE EXPENSES, SECTION 392, AGRICULTURAL ADJUSTMENT ACT OF 1938**

**Administrative Expenses, Section 392, Agricultural Adjustment Act of 1938—**

NOTE.—This appropriation account has been established pursuant to section 392 of the Agricultural Adjustment Act of 1938, as amended (7 U. S. C. 1281-1407), which provides that the Secretary of the Treasury is authorized and directed upon the request of the Secretary to establish one or more separate appropriation accounts into which there shall

be transferred from the respective funds available for the purposes of the several acts in connection with which the personnel or other facilities of the Agricultural Adjustment Agency are utilized, proportionate amounts estimated by the Secretary to be required by the Agricultural Adjustment Agency (now Production and Marketing Administration) for administrative expenses in carrying out or cooperating in carrying out any of the provisions of the respective acts.

The amounts transferred into this appropriation account are within the limitations established for administrative expenses under the respective appropriations from which such transfers were made.

By objects	Obligations					
	Estimate, 1947		Estimate, 1946		Actual, 1945	
	Man-years	Total salary	Man-years	Total salary	Man-years	Total salary
<b>PERSONAL SERVICES, DEPARTMENTAL</b>						
Department of Agriculture grades:						
Grade 29. Range of \$10,000:						
Director of branch	1	\$10,000	1	\$10,000	1	\$9,500
Grade 26. Range of \$8,750 to \$9,500:						
Assistant director of branch	1	9,013	1	9,013	1	8,063
Director of region	7	62,049	6	52,941	5.6	41,844
Grade 24. Range of \$7,700 to \$8,750:						
Assistant director of branch	1	7,963	1	7,932	1	7,000
Grade 23. Range of \$7,175 to \$8,225:						
Assistant director of branch					1	6,500
Clerical, administrative, and fiscal service:						
Grade 14. Range \$7,175 to \$8,225:						
Special assistant to director						319
Grade 13. Range \$6,230 to \$7,070:						
Administrative officer	7	45,072	7	44,705	6.6	38,129
Budget officer	1	6,440	1	6,238	0.5	3,064
Chief of section	6	38,640	7	44,418	4.5	25,916
Chief personnel officer	1	6,650	1	6,537	1	5,800
Marketing specialist	1	6,020	0.1	500	0.8	3,996
Program officer	3	19,740	4	25,970	1.6	9,067
Grade 12. Range \$5,150 to \$6,020:						
Administrative officer	15	83,657	24	128,451	19.9	94,604
Assistant chief personnel officer	1	5,600	1	5,487	1.2	5,430
Assistant to director					0.9	3,680
Chief of section	5	27,370	5	27,055	5.5	25,663
Head of unit	2	10,780	2	10,780	2	9,325
Marketing specialist	1	3,390	1	5,299	1	4,600
Grade 11. Range \$4,300 to \$5,150:						
Administrative officer	17	76,840	17	76,686	23.3	90,056
Assistant chief of section	3	13,560	3	13,374	3.6	13,511
Chief of section	5	22,600	5	22,980	3.4	13,283
Investigator	2	8,930	2	8,883	1.3	4,908
Marketing specialist	1	4,300	1	4,300	1.8	6,724
Program specialist	3	13,450	3	13,450	2.2	8,958
Grade 10. Range \$3,970 to \$4,630:						
Administrative officer	2	8,270	2	8,106	2.3	7,927
Assistant chief of section					1	3,550
Grade 9. Range \$3,640 to \$4,300:						
Administrative assistant	16	61,020	18	68,483	21.3	72,115
Assistant chief of section	5	18,750	5	18,641	5.1	16,562
Chief of laboratory					1	3,575
Chief of section	4	15,000	4	14,890		
Fiscal accountant	5	19,080	4.5	17,641	4.2	14,346
Head of unit	5	19,100	5	18,852	4.1	13,610
Head photographer	1	3,640	1	3,640		
Investigator	9	34,520	9	34,197	9.1	29,929
Junior training officer	1	3,750	1	3,716	0.7	2,267
Grade 8. Range \$3,310 to \$3,970:						
Grade 7. Range \$2,980 to \$3,640:	48		47.5		38.4	
Grade 6. Range \$2,650 to \$3,310:	13	149,302		146,004		101,793
Grade 5. Range \$2,320 to \$2,980:	99	37,420	13	37,275	19.7	45,127
Grade 4. Range \$2,100 to \$2,496:		246,492		239,637		167,862
Grade 3. Range \$1,902 to \$2,298:	112	320,831	112	309,893	122.2	224,670
Grade 2. Range \$1,704 to \$2,100:		224,497		221,303		197,066
Grade 1. Range \$1,506 to \$1,902:	50.1	89,673	50.1	88,653	57.1	83,467
Professional service:	7	11,293	7	10,867	5.9	7,139
Grade 7. Range \$7,175 to \$8,225:						
Agriculturist	1	7,700	1	7,586	2.8	18,539
Agricultural economist	1	7,438	1	7,296	0.6	3,250
Assistant director	5	37,190	5	37,190	5	32,574
Grade 6. Range \$6,230 to \$7,070:						
Agriculturist	2	12,880	2	12,856	2.3	13,036
Agricultural economist	5	33,098	4.3	27,259	3.6	19,664
Chief of section	8	31,520	8	31,408	8.1	45,713
Information specialist	2	12,670	2	12,621	1	5,600
Grade 5. Range \$5,150 to \$6,020:						
Agriculturist	4	20,720	4	20,720	1.9	9,022
Agricultural economist	5	26,530	4	21,084	4.1	19,788
Assistant chief	1	5,390	1	5,390	1	4,600
Assistant to director	1	5,150	1	5,150	1.3	5,955
Chief of section					1.2	5,316
Head of unit	4	22,820	4	22,651	4	19,800
Information specialist	1	5,390	1	5,390	1.8	8,433
Statistician	2	10,990	2	10,832	2	9,450
Grade 4. Range \$4,300 to \$5,150:						
Agriculturist	1	4,520	1	4,520	1	3,800
Agricultural economist	2	9,550	2	9,480	1.7	6,665
Agricultural statistician	1	4,300	1	4,300	1	3,779
Chief of laboratory	1	4,300	1	4,300		
Information specialist	6	26,680	6	26,324	6	23,168
Grade 3. Range \$3,640 to \$4,300:						
Agricultural economist	2	7,399	2	7,385	1.4	4,604
Agricultural engineer	1	4,300	1	4,300	0.5	1,921
Engineer	2	7,720	2	7,720	1	3,325
Information specialist	4	15,220	4	15,055	5.8	19,203
Statistician	1	3,750	1	3,750	1.6	5,125
Grade 2. Range \$2,980 to \$3,640:						
Grade 1. Range \$2,320 to \$2,980:	4	9,500	4	9,484	2.7	5,509

By objects	Obligations					
	Estimate, 1947		Estimate, 1946		Actual, 1945	
	Man-years	Total salary	Man-years	Total salary	Man-years	Total salary
<b>PERSONAL SERVICES, DEPARTMENTAL—cont.</b>						
Subprofessional service:						
Grade 7. Range \$2,650 to \$3,310:						
Grade 6. Range \$2,320 to \$2,980:	6	\$14,800	6	\$14,800	1	\$2,300
Grade 5. Range \$2,100 to \$2,496:	5	10,830	5	10,724	1	1,800
Grade 4. Range \$1,902 to \$2,298:	9	17,580	9	17,433		
Grade 3. Range \$1,704 to \$2,100:	1.8	2,982	1.8	2,982	0.8	1,116
Crafts, protective, and custodial service:						
Grade 4. Range \$1,770 to \$2,166:					0.3	494
Grade 3. Range \$1,572 to \$1,902:	5	8,322	5	8,307	5.1	6,800
Grade 2. Range \$1,440 to \$1,770:	20.5	32,265	20.5	31,357	21.5	24,825
Total permanent, departmental						
	726.4	2,205,902	729.3	2,212,023	686.1	1,793,250
Temporary employment, departmental:						
Part-time employment, departmental	0.5	1,248	0.5	1,248	0.2	2,799
W. A. E. employment, departmental	0.2	1,126	0.2	1,126	0.1	75
Overtime pay, departmental				47,996		317,567
All personal services, departmental						
	727.1	2,208,276	730	2,262,393	688.4	2,113,959
<b>PERSONAL SERVICES, FIELD</b>						
Clerical, administrative, and fiscal service:						
Grade 13. Range \$6,230 to \$7,070:						
Administrative officer	2	13,300	2	13,300	2	11,650
Chairman, State committee	3	20,370	3	20,213	3	17,900
Grade 12. Range \$5,150 to \$6,020:						
Administrative officer	13.2	71,945	13	70,692	14.3	69,345
Chairman, State committee	25.9		25.8		26.8	
Eventive assistant		144,531		143,843		125,529
State committeeman	7.8	41,695	7.8	41,679	7.8	36,945
Grade 11. Range \$4,300 to \$5,150:						
Administrative officer	27.3		21		29.2	
Chief farmer fieldman		123,935		108,832		108,116
Chief of section	1	4,740	1	4,740	1	4,000
Program specialist	5	23,040	11	50,298	14.8	57,655
State supervisor	2	8,300	2	8,300	1	4,000
Grade 10. Range \$3,970 to \$4,630:						
Administrative officer	1	4,410	1	4,381	2.6	10,225
Grade 9. Range \$3,640 to \$4,300:						
Administrative assistant	37.3		37.3		37.8	
Assistant chief farmer fieldman		143,633		141,960		127,410
Chief of section	1	3,970	1	3,970	1	3,400
Farmer fieldman	60	231,050	65	248,999	66.8	218,617
Investigator	29.8	113,752	30	114,000	28.6	95,397
Program specialist	1	3,970	1	3,970	1	3,400
Grade 8. Range \$3,310 to \$3,970:						
Chief of section	64.9	245,720	59.9	227,083	55	181,788
Grade 7. Range \$2,980 to \$3,640:						
Chief of section	4	15,110	4	15,022	5.6	17,636
Grade 6. Range \$2,650 to \$3,310:	310.1		376.3		378.4	
Grade 5. Range \$2,320 to \$2,980:		988,996		1,194,186		1,009,421
Grade 4. Range \$2,100 to \$2,496:	32.2	88,523	32	87,186	26.2	74,829
Grade 3. Range \$1,902 to \$2,298:	189	466,220	142	271,808	140.1	291,372
Grade 2. Range \$1,704 to \$2,100:		161.6		161.6		153.6
Grade 1. Range \$1,506 to \$1,902:		354,662		351,699		291,886
Professional service:	385.9	705,108	615.5	1,221,300	603.3	986,957
Grade 7. Range \$7,175 to \$8,225:						
Grade 6. Range \$6,230 to \$7,070:	659.5		667.8		789	
Grade 5. Range \$5,150 to \$6,020:		1,245,011		1,209,209		1,152,672
Grade 4. Range \$4,300 to \$5,150:	14	24,646	15	24,024	22.2	29,798
Grade 5. Range \$5,150 to \$6,020:						
Chief of section	1	5,810	1	5,754	1	5,000
Grade 4. Range \$4,300 to \$5,150:						
Agricultural economist	0.5	1,990	0.5	1,990	0.5	1,812
Cartographic engineer	1	4,740	1	4,740	1	4,200
Grade 3. Range \$3,640 to \$4,300:						
Cartographic engineer	1	3,750	1	3,750	1	3,922
Subprofessional service:						
Grade 8. Range \$2,980 to \$3,640:						
Grade 7. Range \$2,650 to \$3,310:	1	3,090	1	3,035	0.4	1,069
Grade 6. Range \$2,320 to \$2,980:	1	2,760	1	2,705	1	2,300
Grade 5. Range \$2,100 to \$2,496:	1	2,430	1	2,380	0.7	1,265
Grade 4. Range \$1,902 to \$2,298:	4	7,872	4	7,852	4	7,336
Grade 3. Range \$1,704 to \$2,100:	4	7,278	4	7,192	4	6,438
Crafts, protective, and custodial service:						
Grade 6. Range \$2,166 to \$2,562:						
Grade 4. Range \$1,770 to \$2,166:	1	2,232	1	2,199	0.5	930
Grade 3. Range \$1,572 to \$1,902:	7	13,182	7	13,098	6.7	9,845

**PRODUCTION AND MARKETING ADMINISTRATION—**  
Continued

**ADMINISTRATIVE EXPENSES, SECTION 392, AGRICULTURAL ADJUSTMENT ACT OF 1938—Continued**

**Administrative Expenses, Section 392, Agricultural Adjustment Act of 1938—Continued**

By objects	Obligations		
	Estimate, 1947	Estimate, 1946	Actual, 1945
<b>OTHER OBLIGATIONS</b>			
02 Travel.....	\$1,100,000	\$1,099,400	\$1,095,702
03 Transportation of things.....	66,000	65,700	65,795
04 Communication services.....	156,900	163,160	166,900
05 Rents and utility services.....	333,500	333,500	333,815
07 Other contractual services.....	70,000	69,400	69,739
08 Supplies and materials.....	193,600	194,500	224,695
09 Equipment.....	30,000	24,000	3,113
Total other obligations.....	1,950,000	1,949,660	1,959,762
Grand total obligations.....	10,137,235	10,878,621	10,826,885
Reimbursements for services performed... Transferred to "Salaries and expenses, Office of Information, Department of Agriculture".....	-116,964	-104,887	-118,677
Received by transfer from— "Conservation and use of agricultural land resources, Department of Agri- culture".....			+5,600
"Parity payments, Department of Agriculture".....	-7,886,480	-7,335,272	-7,917,360
"Administration of Sugar Act, Depart- ment of Agriculture".....			-274,831
"Administration of Sugar Act, Depart- ment of Agriculture".....	-612,809	-619,868	-625,000
Federal Crop Insurance Corporation... "Moisture content and grade determi- nations".....	-789,900	-795,584	-285,400
"Salaries and expenses, War Food Ad- ministration, Department of Agri- culture".....	-731,082	-739,399	-100,000
Commodity Credit Corporation.....		-1,056,522	-1,497,903
Covered into Treasury as miscellaneous receipts, Public Law 529.....		-227,089	-31,667
Total estimate or appropriation.....			+18,353

**LOCAL ADMINISTRATION, SECTION 388, AGRICULTURAL ADJUSTMENT ACT OF 1938**

**Local Administration, Section 388, Agricultural Adjustment Act of 1938—**

NOTE.—This appropriation account has been established pursuant to sections 388 (b) and 392 (a) of the Agricultural Adjustment Act of 1938, as amended (7 U. S. C. 1281-1467), which provide that the Secretary of the Treasury is authorized and directed upon the request of the Secretary to establish one or more separate appropriation accounts into which there shall be transferred from the respective funds available for the purposes of the several acts in connection with which personnel or other facilities of the Agricultural Adjustment Agency (now Production and Marketing Administration) are utilized, proportionate amounts estimated by the Secretary to be required by the local county agricultural conservation associations for carrying out any of the provisions of the respective acts.

By objects	Obligations		
	Estimate, 1947	Estimate, 1946	Actual, 1945
<i>Expenses of county agricultural conservation associations of farmers</i>			
11 Grants, subsidies, and contributions (conservation payments to farmers):			
Personal services.....	\$22,231,422	\$24,731,993	\$23,916,919
Travel.....	830,203	767,918	883,894
All other expenses.....	3,012,000	3,012,000	3,011,762
Grand total obligations.....	26,073,625	28,511,911	27,812,575
Reimbursements for services performed... Allotted to Forest Service.....	-2,238,913	-2,238,913	-1,439,733
Received by transfer from— "Conservation and use of agricultural land resources, Department of Agri- culture".....	+97,586	+99,500	+134,837
"Administration of Sugar Act, Depart- ment of Agriculture".....	-20,437,298	-16,919,505	-16,300,000
"Administration of Sugar Act, Depart- ment of Agriculture".....	-375,000	-375,000	-375,000
Federal Crop Insurance Corporation.....	-1,995,000	-2,273,790	-1,264,600
"Moisture content and grade determina- tion".....	-1,125,000	-1,024,423	-447,280
Commodity Credit Corporation.....		-2,434,180	-1,808,333
"Salaries and expenses, War Food Ad- ministration, Department of Agri- culture".....		-3,345,600	-6,312,466
Total estimate or appropriation.....			

**Salaries and Expenses, Agricultural Adjustment Administration—**

NOTE.—The sum of \$100,000,000 was appropriated in accordance with the provisions of sec. 12 (a), title 1, of the act of May 12, 1933, as amended (7 U. S. C. 612), to be available to the Secretary for administrative expenses under this title and the provisions of the Agricultural Marketing Agreement Act of 1937 (7 U. S. C. 668e-668d), and for payments authorized to be made under sec. 8. Such sum of \$100,000,000 remains available until expended.

By objects	Obligations		
	Estimate, 1947	Estimate, 1946	Actual, 1945
Allotted to International Production Control Committees.....	+88,500	+88,500	+88,500
Transferred to "Marketing agreements, hog cholera virus and serum, Agricul- tural Research Administration".....	+37,300	+37,740	+38,444
Prior year balance available in 1945.....			-501,679
1945 balance available in 1946.....		-454,735	+154,735
1946 balance available in 1947.....	-408,495	+408,495	
1947 balance available in 1948.....	+362,695		
Total estimate or appropriation.....			

**SUGAR ACT**

**Administration of Sugar Act, Department of Agriculture—**

To enable the Secretary to carry into effect the provisions, other than those specifically relating to the Philippine Islands, of the Sugar Act of 1937, approved September 1, 1937, as amended (7 U. S. C. 1100-1183), including the employment of persons and means, in the District of Columbia and elsewhere, as authorized by said Act, [**\$48,446,000**] **\$55,000,000**, to remain available until June 30, [**1947**] **1948**: *Provided, however, That none of the funds appropriated under this head shall be used for payments in amounts in excess of those determined by the Secretary to be necessary to provide returns to producers equivalent to those contemplated under the 1946 support payment programs approved by the Stabilization Administrator. (Act of May 5, 1945, Public Law 52.)*

Annual appropriation, general account:

Estimate 1947, **\$55,000,000**      Appropriated 1946, **\$48,446,000**

By objects	Obligations					
	Estimate, 1947		Estimate, 1946		Actual, 1945	
	Man- years	Total salary	Man- years	Total salary	Man- years	Total salary
<b>PERSONAL SERVICES, DEPARTMENTAL</b>						
Clerical, administrative, and fiscal service: Grade 13. Range \$6,230 to \$7,070:					0.6	\$3,531
Budget analyst.....					0.8	3,695
Grade 12. Range \$5,180 to \$6,020:	1	\$5,390	1	\$5,390	0.3	1,278
Industrial specialist.....						
Management analyst.....						
Grade 11. Range \$4,300 to \$5,180:					0.1	496
Administrative officer.....					1	3,800
Wage rate analyst.....	1	4,520	1	4,410		
Grade 9. Range \$3,640 to \$4,300:					1.5	4,914
Administrative assistant.....	1	3,860	1	3,775	0.7	2,133
Budget analyst.....	1	3,750	1	3,729		
Procedure analyst.....	4	12,140	4	12,060	2.8	7,409
Grade 7. Range \$2,980 to \$3,640.....	2	5,520	2	5,409	2.1	4,989
Grade 6. Range \$2,650 to \$3,310.....	4	9,830	4	9,480	2.9	5,909
Grade 5. Range \$2,320 to \$2,980.....	13	28,488	13	28,221	9.7	19,136
Grade 4. Range \$2,100 to \$2,496.....	1	2,100	1	2,038	1.1	1,822
Grade 3. Range \$1,902 to \$2,298.....						
Professional service: Grade 7. Range \$7,175 to \$8,225: Assistant branch chief.....			0.1	572	1	6,500
Chief, Sugar Act division.....	1	7,437	0.9	6,865		
Grade 6. Range \$6,230 to \$7,070: Chief of section.....	3	19,320	3	19,320	3	16,800
Grade 5. Range \$5,180 to \$6,020: Chief of section.....	1	6,020	1	6,020		
Technologist.....	1	5,810	1	5,754		
Grade 4. Range \$4,300 to \$5,180: Ecologist.....	2	8,820	2	8,778	3	11,447
Crafts, protective, and custodial service: Grade 3. Range \$1,572 to \$1,902: Department of Agriculture grades: Grade 26. Range \$8,750 to \$9,800: Chief, sugar branch.....	1	1,704	1	1,653	1	1,335
Sugar specialist.....	1	9,275	0.9	8,116	1	8,250
Total permanent, departmental.....	38	133,984	38	132,749	32.6	103,444
Overtime pay, departmental.....				2,715		17,097
01 Personal services (net).....	38	133,984	38	135,464	32.6	120,541
<b>OTHER OBLIGATIONS</b>						
02 Travel.....		8,000		8,000		4,180
03 Transportation of things.....		400		400		663
04 Communication services.....		1,800		1,800		1,564
07 Other contractual services.....		486		4,486		494
08 Supplies and materials.....		1,000		1,000		770

By objects	Obligations		
	Estimate, 1947	Estimate, 1946	Actual, 1945
<b>OTHER OBLIGATIONS—continued</b>			
09 Equipment.....	\$550	\$550	\$510
11 Grants, subsidies, and contributions.....	53,832,686	47,281,964	51,324,954
Total other obligations.....	53,844,922	47,298,200	51,333,135
Grand total obligations.....	53,978,906	47,433,664	51,453,676
Allotted to International Production Control Committees.....	+4,000	+4,000	+4,000
Transferred to—			
“Local administration, sec. 388, Agricultural Adjustment Act of 1938”.....	+375,000	+375,000	+375,000
“Administrative expenses, sec. 392, Agricultural Adjustment Act of 1938”.....	+612,809	+619,868	+625,000
“Salaries and expenses, Division of Disbursement,” Treasury Department.....	+7,002	+7,629	+7,296
“Printing and binding, Division of Disbursement,” Treasury Department.....	+149	+149	+149
“Salaries and expenses, Office of Treasurer of United States”.....	+334	+346	.....
“Printing and binding, Office of Treasurer of United States”.....	+50	+50	.....
“Administration of Sugar Act (transfer to General Accounting Office)”.....	+21,750	+24,785	+23,585
1945 balance available in 1946.....	.....	-19,491	+19,491
Net total obligations.....	55,000,000	48,446,000	52,510,197
Covered into Treasury as miscellaneous receipts, Public Law 529.....	.....	.....	+6
Total estimate or appropriation.....	55,000,000	48,446,000	52,510,203

**[SCHOOL LUNCH PROGRAM] EXPORTATION AND DOMESTIC CONSUMPTION OF AGRICULTURAL COMMODITIES**

**Exportation and Domestic Consumption of Agricultural Commodities, Department of Agriculture—**

[Not] To enable the Secretary to further carry out the provisions of section 32, as amended, of the Act entitled “An Act to amend the Agricultural Adjustment Act, and for other purposes”, approved August 24, 1935 (7 U. S. C. 612 (c)), and subject to all provisions of law relating to the expenditure of funds appropriated by such section 32, there is hereby reappropriated for the fiscal year 1947 the unobligated balances of the funds made available for the purposes of such section 32 for the fiscal years 1944, 1945, and 1946. Such sums shall be in addition to, and not in substitution for, other appropriations made by or for the purposes of such section 32: Provided, That not exceeding \$50,000,000 of the funds appropriated by and pursuant to such section 32, as amended, of the Act of August 24, 1935 (7 U. S. C. 612 (c)), may also be used during the current fiscal year to provide food for consumption by children in nonprofit schools of high-school grade or under and for child-care centers through (a) the purchase, processing, and exchange, and the distribution of agricultural commodities and products thereof; or (b) the making of payments to such schools and centers or agencies having control thereof in connection with the purchase and distribution of agricultural commodities in fresh or processed form and, when desirable, for the processing and exchange of such commodities and their products; or (c) by such other means as the Secretary may determine: Provided further, That funds made available hereunder for a school lunch program shall be apportioned for expenditure in the States, Territories, possessions, and the District of Columbia in accordance with school enrollment and need, as determined by the Secretary, except that if program participation in any State, Territory, possession, or the District of Columbia does not require all funds so apportioned, the Secretary may reappropriate such excess funds to such other States, Territories, possessions, or the District of Columbia in consideration of need, as he may determine: Provided further, That benefits under (b) of this paragraph to schools or child-care centers or other sponsoring agencies shall in no case exceed the cost of the agricultural commodities or products thereof purchased by the school or child-care center or other sponsoring agencies as established by certificates executed by the authorized representative of the sponsoring agency: Provided further, That such sponsoring agency shall maintain accounts and records clearly establishing costs of agricultural commodities or products furnished in the program and that such accounts and records shall be available for audit by representatives of the Department [of Agriculture]: Provided further, That these funds may be used for, or to make payments in connection with, the purchase of such agricultural commodities and for exchanging, distributing, disposing, transporting, storing, processing, inspection, commission, and other incidental costs and expenses without regard to the provisions of section 3709 of the Revised Statutes and without regard to the 25 per centum limitation contained in said section 32: Provided further, That not more than 2 per centum of the funds made available hereunder for a school lunch program shall be used to

provide food for children in child-care centers. The amount of funds available hereunder for a school lunch program used in any State, Territory, possession, or the District of Columbia during any fiscal year shall not exceed the total amount otherwise furnished for the same purpose by or on behalf of the school authorities and other sponsoring agencies in such State, Territory, possession, or District of Columbia including the value of donated services and supplies, as certified by the respective schools, care centers, or agencies having control thereof.

[The limitation of \$50,000,000 for the objects and for the purposes of the item “School lunch program” contained in the Department of Agriculture Appropriation Act, 1946, is increased by \$7,500,000.] (Act of May 5, 1945, Public Law 52; Act of Dec. 28, 1945, Public Law 269.)

Permanent annual appropriation:

**Exportation and Domestic Consumption of Agricultural Commodities, Department of Agriculture—**

NOTE.—Sec. 32 of the act of Aug. 24, 1935 (7 U. S. C. 612c), appropriates for each fiscal year an amount equal to 30 per centum of the gross receipts from duties collected under the customs laws during the period Jan. 1 to Dec. 31, both inclusive, preceding the beginning of each such fiscal year, to be used by the Secretary to (1) encourage the exportation of agricultural commodities and products thereof by the payment of benefits in connection with the exportation thereof or of indemnities for losses incurred in connection with such exportation or by payments to producers in connection with the production of that part of any agricultural commodity required for domestic consumption; (2) encourage the domestic consumption of such commodities or products by diverting them, by the payment of benefits or indemnities or by other means, from the normal channels of trade and commerce; and (3) reestablish farmers' purchasing power by making payments in connection with the normal production of any agricultural commodity for domestic consumption.

Estimate 1947, \$118,000,000      Appropriated 1946, \$113,000,000  
Revised 1946, \$114,274,626

By objects	Obligations					
	Estimate, 1947		Estimate, 1946		Actual, 1945	
<b>PERSONAL SERVICES, DEPARTMENTAL</b>						
Clerical, administrative, and fiscal service:	Man-	Total	Man-	Total	Man-	Total
Grade 15. Range \$8,750 to \$9,800:	years	salary	years	salary	years	salary
Field representative.....	0.5	\$4,375	0.5	\$4,375	.....	.....
Grade 14. Range \$7,175 to \$8,225:						
Administrative officer.....	1.6	11,938	1.6	11,938	1	\$6,500
Assistant director of branch.....	1	7,659	1	7,659	0.3	1,722
Chief of division.....	0.5	3,587	0.5	3,587	0.6	3,747
Marketing specialist.....	5.2	37,310	5.2	37,310	3.1	20,553
Grade 13. Range \$6,230 to \$7,070:						
Accountant.....	1	6,230	1	6,230	0.5	3,011
Administrative officer.....	5	31,150	5	31,150	4	22,752
Assistant director of branch.....	0.5	3,115	0.5	3,115	0.1	650
Chief, administrative services division.....	0.1	623	0.1	623	.....	.....
Chief of division.....	0.1	623	0.1	623	.....	.....
Chief of section.....	3	18,762	3	18,762	1.8	10,080
Compliance specialist.....	1	6,755	1	6,755	.....	.....
Industrial specialist.....	1	6,230	1	6,230	0.1	467
Marketing specialist.....	12	76,860	12	74,760	10	56,437
Grade 12. Range \$5,150 to \$6,020:						
Administrative officer.....	5	26,110	5	25,900	1.7	7,858
Chief of section.....	2	10,360	2	10,360	0.6	2,968
Marketing specialist.....	17	89,110	17	88,060	10.3	49,325
Grade 11. Range \$4,300 to \$5,180:						
Accountant.....	2	8,600	2	8,600	.....	.....
Administrative officer.....	7	30,100	7	30,100	5.2	19,685
Industrial specialist.....	2	8,600	2	8,600	0.5	3,008
Marketing analyst.....	1	4,300	1	4,300	0.2	633
Marketing specialist.....	5	21,500	5	21,500	2.1	7,978
Grade 10. Range \$3,970 to \$4,630:						
Procedure analyst.....	0.2	636	0.2	636	.....	.....
Unit chief.....	0.1	396	0.1	396	.....	.....
Grade 9. Range \$3,640 to \$4,300:						
Administrative assistant.....	13.3	48,412	13.3	48,412	7.3	23,688
Fiscal accountant.....	7	25,920	7	25,480	4	13,275
Inspector.....	1	3,640	1	3,640	0.5	1,739
Marketing analyst.....	1	3,640	1	3,640	0.3	1,075
Marketing specialist.....	6.4	23,516	6.4	23,296	2.2	7,217
Personnel technician.....	1.2	4,423	1.2	4,423	0.9	2,800
Traffic assistant.....	1	3,640	1	3,640	0.2	667
Grade 8. Range \$3,310 to \$3,970:						
Grade 7. Range \$2,980 to \$3,640:						
Grade 6. Range \$2,650 to \$3,310:						
Grade 5. Range \$2,320 to \$2,980:						
Grade 4. Range \$2,100 to \$2,496:						
Grade 3. Range \$1,902 to \$2,298:						
Grade 2. Range \$1,704 to \$2,100:						
Professional service:						
Grade 7. Range \$7,175 to \$8,225:						
Agricultural economist.....	1	7,175	1	7,175	0.3	2,097
Grade 6. Range \$6,230 to \$7,070:						
Agricultural economist.....	6	37,380	6	37,380	4	23,009
Architectural engineer.....	1	6,359	1	6,359	1	5,600
Chief of division.....	2	13,300	2	13,300	0.2	1,120
Food technologist.....	1	6,230	1	6,230	0.8	4,200
Information specialist.....	1	6,230	1	6,230	1.3	6,733
Grade 5. Range \$5,180 to \$6,020:						
Agricultural economist.....	2	10,360	2	10,360	1	4,600
Agricultural statistician.....	1	5,180	1	5,180	0.2	1,080
Assistant to director of branch.....	1.6	8,288	1.6	8,288	0.3	1,380
Chief of section.....	1	5,180	1	5,180	0.2	1,000
Nutritionist.....	1	5,180	1	5,180	0.2	950
Safety engineer.....	.....	.....	.....	.....	0.6	2,968



**PRODUCTION AND MARKETING ADMINISTRATION—**  
Continued

**[SCHOOL LUNCH PROGRAM] EXPORTATION AND DOMESTIC CON-**  
**SUMPTION OF AGRICULTURAL COMMODITIES—Continued**

**Exportation and Domestic Consumption of Agricultural Commod-**  
**ities, Department of Agriculture—Continued**

By objects	Obligations					
	Estimate, 1947		Estimate, 1946		Actual, 1945	
	Man-years	Total salary	Man-years	Total salary	Man-years	Total salary
<b>PERSONAL SERVICES, DEPARTMENTAL—CON.</b>						
Professional service—Continued						
Grade 4. Range \$4,300 to \$5,180:						
Agricultural economist	7.2	\$30,960	7.2	\$30,960	3.3	\$12,666
Chief of section	1	4,520	1	4,520	0.5	1,900
Cotton technologist					0.5	1,906
Information specialist	1.7	7,310	1.7	7,310	0.1	409
Nutritionist	2	8,600	2	8,600		
Grade 3. Range \$3,640 to \$4,300:						
Agricultural economist	3.3	12,012	3.3	12,012	1.3	4,100
Information specialist	3.4	12,376	3.4	12,376	0.1	344
Nutritionist	2	7,280	2	7,280		
Grade 2. Range \$2,980 to \$3,640:						
Director	7	20,860	7	20,860	2.3	5,986
Grade 1. Range \$2,320 to \$2,980:						
Director	4.8	11,136	4.8	11,136	1.5	3,107
Crafts, protective, and custodial service:						
Grade 4. Range \$1,770 to \$2,166:						
Director	0.2	288	0.2	288		
Grade 3. Range \$1,572 to \$1,902:						
Director	7.6	11,947	7.6	11,947	4.9	6,429
Grade 2. Range \$1,440 to \$1,770:						
Director	3.3	4,740	3.3	4,740	2.1	2,579
Department of Agriculture grades:						
Grade 28. Range \$9,800 to \$10,000:						
Assistant administrator	0.2	1,923	0.2	1,923	0.3	2,348
Director, budget and management branch	0.1	980	0.1	980		
Treasurer	0.1	980	0.1	980		
Deputy administrator	0.2	1,960	0.2	1,960	0.2	1,500
Grade 27. Range \$9,275 to \$9,800:						
Assistant treasurer	0.3	2,781	0.3	2,781		
Grade 26. Range \$8,750 to \$9,800:						
Assistant deputy administrator	1.3	11,787	1.3	11,787	1.2	9,677
Assistant director, grain branch	0.4	3,467	0.4	3,467	1	8,000
Chief, audit division	0.2	1,750	0.2	1,750		
Chief, program appraisal branch					0.1	667
Deputy administrator	1.2	10,500	1.2	10,500	0.1	1,000
Director, cotton branch	0.5	4,507	0.5	4,507		
Director, dairy branch	0.5	4,507	0.5	4,507		
Director, food distribution programs branch	0.5	4,380	0.5	4,380		
Director, fruit and vegetable branch	0.5	4,507	0.5	4,507		
Director, livestock branch	0.2	1,346	0.2	1,346		
Director, poultry branch	0.1	875	0.1	875		
Director, shipping and storage branch	0.1	875	0.1	875		
Director, tobacco branch	0.2	1,733	0.2	1,733		
Grade 24. Range \$7,700 to \$8,750:						
Assistant deputy administrator	1	7,700	1	7,700		
Assistant director, cotton branch	0.1	770	0.1	770		
Assistant director, grain branch	0.1	796	0.1	796		
Assistant to director, grain branch	0.1	796	0.1	796		
Grade 23. Range \$7,175 to \$8,225:						
Assistant to director, cotton branch	0.1	744	0.1	744		
Chief, management and organization division	0.1	717	0.1	717		
Chief, personnel division	0.1	717	0.1	717		
Special assistant to director	0.4	2,976	0.4	2,976	1	6,562
Grade 21. Range \$6,230 to \$7,070:						
Chief of section	0.4	2,208	0.4	2,208		
Grade 20. Range \$5,180 to \$5,810:						
Assistant chief of division	0.1	432	0.1	432		
Grade 19. Range \$4,300 to \$5,070:						
Chief of section	0.2	744	0.2	744		
Grade 17. Range \$3,640 to \$4,080:						
Chief of section	0.2	576	0.2	576		
Total permanent, departmental	446.4	1,454,375	446.4	1,440,325	314.1	824,166
Temporary employment, departmental	2	3,000	2	3,000	1.6	2,299
Part-time employment, departmental					0.4	367
W. A. E. employment, departmental					0.1	650
W. O. C. employment, departmental	0.6	0	0.6	0	1.3	0
Overtime pay, departmental			34.593		146.548	
All personal services, departmental	449	1,457,375	449	1,477,918	317.5	974,030
<b>PERSONAL SERVICES, FIELD</b>						
Clerical, administrative, and fiscal service—Continued						
Grade 14. Range \$7,175 to \$8,225:						
Regional director	1.9	13,496	1.9	13,496	0.3	1,625
Assistant regional director	0.2	1,494	0.2	1,494		
Grade 13. Range \$6,230 to \$7,070:						
Administrative officer	5	31,150	5	31,150	2.6	14,427
Assistant regional director	2.1	13,083	2.1	13,083	1.2	6,720
Chief of division	1.2	7,476	1.2	7,476	0.2	1,120
District director	0.3	2,176	0.3	2,176	0.2	1,120
Field relations officer	0.7	4,502	0.7	4,502	0.2	1,120
Marketing specialist	4	24,920	4	24,920	3	17,397
State director	4.8	30,089	4.8	30,089	2	11,200
Grade 12. Range \$5,180 to \$6,020:						
Administrative officer	7	36,260	7	36,260	3	14,157
Assistant chief of division	1.6	8,294	1.6	8,294	1	4,600
Assistant chief of section	0.3	1,607	0.3	1,607	0.5	2,300
Assistant district director	1.3	6,734	1.3	6,734		
Assistant regional director	0.7	3,858	0.7	3,858	0.8	3,483
Assistant State director	1.6	8,288	1.6	8,288	0.3	1,150
Auditor	1.5	7,766	1.5	7,766		

By objects	Obligations					
	Estimate, 1947		Estimate, 1946		Actual, 1945	
	Man-years	Total salary	Man-years	Total salary	Man-years	Total salary
<b>PERSONAL SERVICES, FIELD—continued</b>						
Clerical, administrative, and fiscal service—Continued						
Grade 12. Range \$5,180 to \$6,020—Con.						
Chief of division	3.5	\$19,019	3.5	\$19,019	0.5	\$2,300
Chief of section	4.1	22,151	4.1	22,151	0.5	2,300
Commodity specialist	8	41,440	8	41,440	2	9,439
Commercial specialist	0.3	1,660	0.3	1,660	0.5	2,142
District director	5.8	30,044	5.8	30,044	18	83,587
Marketing specialist	4	21,715	4	21,715	1.9	8,807
Purchase and sales officer	0.3	1,660	0.3	1,660	0.2	767
Regional personnel officer	1	5,180	1	5,180		
State director	13.8	72,974	13.8	72,974	5	23,000
Tobacco inspector					1	5,000
Grade 11. Range \$4,300 to \$5,180:						
Accountant	13	55,900	13	55,900	7.7	29,268
Administrative officer	17	73,100	17	73,100	12.5	48,247
Assistant chief of division	3.3	14,480	3.3	14,480	0.5	1,900
Assistant chief of section	2	8,618	2	8,618	0.4	1,746
Assistant district director	5.1	22,316	5.1	22,316	9	34,200
Assistant to the regional director	0.4	1,782	0.4	1,782		
Assistant State director	6.9	30,108	6.9	30,108	0.8	2,850
Auditor	1.2	5,310	1.2	5,310		
Chief of division	1.4	6,185	1.4	6,185	0.3	950
Chief of section	2.7	11,807	2.7	11,807	0.8	3,040
Commercial specialist	0.3	1,368	0.3	1,368		
District director	1.9	8,431	1.9	8,431	10	37,870
District program assistant	2.9	12,758	2.9	12,758		
Food preservation specialist	1.2	5,156	1.2	5,156	1	3,800
Head of unit	0.9	3,902	0.9	3,902	0.5	2,030
Information specialist	2.7	11,829	2.7	11,829	1.5	5,660
Inspector	1	4,681	1	4,681	0.7	3,011
Investigator	4	17,378	4	17,378		
Marketing specialist	10	43,000	10	43,000	5.8	22,194
Personnel technician	0.2	796	0.2	796		
Purchase and sales officer	4	17,200	4	17,200	2.8	10,618
Regional finance officer	0.6	2,635	0.6	2,635		
State director	7.9	33,888	7.9	33,888	2.2	8,385
Subdistrict director	0.3	1,368	0.3	1,368		
Tobacco specialist	1	4,300	1	4,300	1	4,200
Traffic officer	0.9	4,012	0.9	4,012		
Wheat specialist	0.2	796	0.2	796	0.8	3,325
Grade 10. Range \$3,970 to \$4,630:						
Tobacco inspector					0.5	1,900
Grade 9. Range \$3,640 to \$4,300:						
Accountant	14	51,950	14	50,960	9	29,540
Administrative assistant	30	109,200	30	109,200	26	84,810
Area program assistant					1.1	3,845
Area supervisor					3.5	11,117
Assistant chief of division	2	7,280	2	7,280	0.2	640
Assistant chief of section	1	3,640	1	3,640	0.2	640
Assistant State director	1.2	4,251	1.2	4,251	1	3,800
Assistant traffic officer	1	3,640	1	3,640		
Assistant unit head	1	3,640	1	3,640	0.2	640
Auditor	7	25,480	7	25,480	0.9	2,918
Chief of section	4	14,560	4	14,560	0.9	2,880
Commercial specialist	1	3,640	1	3,640		
District program assistant	35	127,400	35	127,400	32	105,379
District director	5.7	21,083	5.7	21,083	0.5	1,333
Food preservation specialist	4	14,560	4	14,560	1.4	4,677
Head of unit	6.5	24,041	6.5	24,041	0.5	1,600
Information specialist	1.9	7,496	1.9	7,496	1.8	5,942
Inspector	8	29,890	8	29,890	6.1	19,592
Investigator	5	18,861	5	18,861	1.4	4,587
Marketing specialist	9	32,760	9	32,760	5	16,933
Purchase and sales officer	6	21,840	6	21,840	2.8	9,034
Seed specialist	0.6	2,206	0.6	2,206		
State program assistant	25	91,879	25	91,879	1	3,125
Subdistrict director	1.5	5,640	1.5	5,640	0.5	1,488
Subdistrict program assistant	0.4	1,399	0.4	1,399		
Subunit head	2	8,460	2	8,460	0.4	1,280
Traffic officer	2	7,574	2	7,574		
Grade 7. Range \$2,980 to \$3,640:						
Director	74.4	231,284	74.4	231,284	49.9	132,924
Grade 6. Range \$2,650 to \$3,310:						
Director	2	5,300	2	5,300	4	9,518
Grade 5. Range \$2,320 to \$2,980:						
Director	60	139,200	60	139,200	45.7	91,362



**PRODUCTION AND MARKETING ADMINISTRATION—**  
Continued

**MARKETING [SERVICE] SERVICES—Continued**

**Salaries and Expenses, Marketing Services—Continued**

By objects	Obligations					
	Estimate, 1947		Estimate, 1946		Actual, 1946	
	Man-years	Total salary	Man-years	Total salary	Man-years	Total salary
<b>PERSONAL SERVICES, FIELD</b>						
Clerical, administrative, and fiscal service:						
Grade 12. Range \$5,180 to \$6,020:						
Marketing specialist.....	3.7	\$19,435	3.7	\$19,372	5.5	\$26,208
Officer in charge.....	3	16,590	3	16,590		
Grade 11. Range \$4,300 to \$5,180:						
Marketing reports specialist.....	2	9,040	2	8,718	1.5	5,737
Marketing specialist.....	5.5	25,850	5.5	25,626	7	27,822
Officer in charge.....	9.3	43,660	9.3	42,939	9.3	36,497
Grade 9. Range \$3,640 to \$4,300:						
Marketing specialist.....	29.7	114,468	29.7	113,405	34.2	112,068
Market reporters.....	8	31,650	8	31,450		
Specialist in cotton classing.....					1	3,200
Grade 7. Range \$2,980 to \$3,640:						
Marketing specialist.....	40.8	127,454	40.8	126,735	35.2	95,873
Grade 5. Range \$2,320 to \$2,980:						
Marketing specialist.....	11.8	31,201	11.8	30,973	13.1	28,169
Grade 4. Range \$2,100 to \$2,496:						
Marketing specialist.....	30.5	68,273	30.5	67,828	27.1	51,994
Grade 3. Range \$1,902 to \$2,298:						
Marketing specialist.....	69.3	143,082	69.3	141,731	65.3	113,278
Grade 2. Range \$1,704 to \$2,100:						
Marketing specialist.....	35.2	63,346	35.2	62,778	38.2	56,702
Grade 1. Range \$1,506 to \$1,902:						
Marketing specialist.....	1	1,704	1	1,704	5.1	6,921
Professional service:						
Grade 4. Range \$4,300 to \$5,180:						
Information specialist.....	1	4,300	1	4,300		
Grade 3. Range \$3,640 to \$4,300:						
Information specialist.....	1	3,640	1	3,640	0.2	533
Grade 2. Range \$2,980 to \$3,640:						
Information specialist.....	2	6,070	2	6,070	0.2	434
Unclassified.....	7	3,828	7	3,828	10.3	13,048
Total permanent, field.....	260.8	713,581	260.8	707,687	253.2	578,484
Temporary employment, field.....	7.5	12,470	7.5	12,433	7.7	10,579
Part-time employment, field.....	1.1	1,977	1.1	1,964		
W. A. E. employment, field.....	0.8	1,361	0.8	1,361	2.3	3,133
Overtime pay, field.....				18,220		118,565
Night-work differential, field.....		450		450		
All personal services, field.....	270.2	729,839	270.2	742,115	263.2	710,761
01 Personal services (net).....	332.8	915,212	332.8	930,732	323.6	896,438
<b>OTHER OBLIGATIONS</b>						
02 Travel.....		31,000		31,000		30,943
03 Transportation of things.....		8,375		8,375		6,788
04 Communication services.....		209,000		209,000		209,444
05 Rents and utility services.....		24,900		24,900		22,401
07 Other contractual services.....		13,500		13,500		11,792
08 Supplies and materials.....		58,360		58,360		49,287
09 Equipment.....		6,900		6,900		3,931
Total other obligations.....		352,035		352,035		334,586
Grand total obligations.....		1,267,247		1,282,767		1,231,024
Reimbursements for services performed.....		-16,247		-15,467		-8,761
Net total obligations.....		1,252,000		1,267,300		1,222,263
Covered into Treasury as miscellaneous receipts, Public Law 529.....						+5,834
Excess of obligations over appropriation due to Public Law 106.....				-142,000		
Estimated savings, unobligated balance.....						43,193
Total estimate or appropriation.....		1,252,000		1,125,300		1,271,290
<b>BY PROJECTS OR FUNCTIONS</b>						
1. Market news on livestock, meats, and wool.....		\$490,945		\$488,085		\$420,987
2. Market news on fruits and vegetables.....		500,815		497,900		435,833
3. Market news on dairy and poultry products.....		143,885		143,050		122,126
4. Market news on grain, hay, feed, seed, rice, hops, and beans.....		71,075		70,660		61,231
5. Market news on cottonseed.....		19,195		19,170		14,947
6. Cold storage reports.....		26,085		25,935		20,874
7. Services performed for other agencies.....		15,247		15,247		7,916
8. Overtime pay.....				22,720		147,110
Grand total obligations.....		1,267,247		1,282,767		1,231,024
Adjustments (see objects schedule for detail).....		-15,247		-157,467		+40,266
Total estimate or appropriation.....		1,252,000		1,125,300		1,271,290

Market inspection of farm products: For enabling the Secretary, independently and in cooperation with other branches of the Government, State agencies, purchasing and consuming organizations, boards of trade, chambers of commerce, or other associations of businessmen or trade organizations, and persons or corporations engaged in the production, transportation, marketing, and distribution of farm and food products, whether operating in one or more jurisdictions, to investigate and certify, in one or more jurisdictions, to shippers and other interested parties the class, quality, and con-

dition of cotton, tobacco, fruits, and vegetables, whether raw, dried, canned, or otherwise processed, poultry, butter, hay, and other perishable farm products when offered for interstate shipment or when received at such important central markets as the Secretary may from time to time designate, or at points which may be conveniently reached therefrom under such rules and regulations as he may prescribe, including payment of such fees as will be reasonable and as nearly as may be to cover the cost for the service rendered, [8474,000] \$536,000. (7 U. S. C. 541a, 575, 581-589; 21 U. S. C. 94a; Act of May 5, 1945, Public Law 52.)

Estimate 1947, \$536,000      Appropriated 1946, \$474,000

By objects	Obligations					
	Estimate, 1947		Estimate, 1946		Actual, 1946	
	Man-years	Total salary	Man-years	Total salary	Man-years	Total salary
<b>PERSONAL SERVICES, DEPARTMENTAL</b>						
Clerical, administrative, and fiscal service:						
Grade 14. Range \$7,175 to \$8,225:						
Chief of division.....	0.5	\$3,850	0.5	\$3,699	1.1	\$7,466
Grade 13. Range \$6,230 to \$7,070:						
Chief of division.....	1.5	9,610	1.5	9,610	1.3	7,444
Chief of section.....	1	6,440	1	6,319		
Marketing specialist.....	1	6,440	1	6,440	1	5,600
Grade 12. Range \$5,180 to \$6,020:						
Administrative officer.....	1	5,390	1	5,390	0.9	4,110
Assistant chief of section.....	1	5,600	1	5,438	1	4,647
Chief of section.....	3.5	19,285	3.5	19,285	3.5	16,500
Management analyst.....	1	5,390	1	5,390		
Marketing specialist.....	1	6,020	1	6,020	0.9	4,667
Grade 11. Range \$4,300 to \$5,180:						
Budget analyst.....	1	4,300	1	4,300		
Chief of section.....	1	4,520	1	4,520	1.5	5,954
Marketing specialist.....	1	4,520	1	4,418	1	3,980
Organization and management analyst.....	1	4,520	1	4,393	1	3,800
Grade 9. Range \$3,640 to \$4,300:						
Accountant.....	1	3,750	1	3,682		
Administrative assistant.....	1	3,860	1	3,825		
Marketing specialist.....	2.3	8,438	2.3	8,401	1.2	3,791
Grade 7. Range \$2,980 to \$3,640:						
Marketing specialist.....	1	3,200	1	3,170	3.3	8,901
Grade 6. Range \$2,650 to \$3,310:						
Marketing specialist.....	1	3,200	1	3,200	1.7	3,200
Grade 5. Range \$2,320 to \$2,980:						
Marketing specialist.....	3.7	9,367	3.7	9,200	2	4,287
Grade 4. Range \$2,100 to \$2,496:						
Marketing specialist.....	9.8	21,619	9.8	21,305	9.9	18,236
Grade 3. Range \$1,902 to \$2,298:						
Marketing specialist.....	6.5	12,891	6.5	12,891	6.3	10,314
Grade 2. Range \$1,704 to \$2,100:						
Marketing specialist.....	1	1,704	1	1,704	0.4	674
Subprofessional service:						
Grade 4. Range \$1,902 to \$2,298.....	1	1,968	1	1,935		
Grade 3. Range \$1,704 to \$2,100.....	1	1,704	1	1,704		
Crafts, protective, and custodial service:						
Grade 3. Range \$1,572 to \$1,902.....					0.3	337
Unclassified.....	1	480	1	480	1	640
Total permanent, departmental.....	45.8	158,066	45.8	156,719	37.6	111,168
Temporary employment, departmental.....					0.2	370
Part-time employment, departmental.....	0.5	864	0.5	864	0.3	475
Overtime pay, departmental.....				3,000		18,305
All personal services, departmental.....	46.3	158,930	46.3	160,583	38.1	130,318
<b>PERSONAL SERVICES, FIELD</b>						
Clerical, administrative, and fiscal service:						
Grade 13. Range \$6,230 to \$7,070:						
Marketing specialist.....					0.1	488
Grade 12. Range \$5,180 to \$6,020:						
Marketing specialist.....	2.5	13,905	2.5	13,544	1.8	8,657
Grade 11. Range \$4,300 to \$5,180:						
Marketing specialist.....	6	29,628	6	29,513	7.1	29,229
Specialist in cotton classing.....					0.2	667
Grade 9. Range \$3,640 to \$4,300:						
Grader.....	2	5,382	2	5,306		
Marketing specialist.....	28.5	102,193	28.5	101,451	25.8	79,190
Regional supervisor.....	1	4,300	1	4,300		
Specialist in cotton classing.....					0.9	2,914
Grade 7. Range \$2,980 to \$3,640:						
Marketing specialist.....	60.7	194,218	60.7	192,500	53.6	145,390
Grade 5. Range \$2,320 to \$2,980:						
Marketing specialist.....	10	2,540	10	2,445	1	2,030
Grade 4. Range \$2,100 to \$2,496:						
Marketing specialist.....	10	21,726	10	21,663	10.4	18,830
Grade 3. Range \$1,902 to \$2,298:						
Marketing specialist.....	19	38,778	19	38,527	17	29,317
Grade 2. Range \$1,704 to \$2,100:						
Marketing specialist.....	10	17,964	10	17,875	10.7	15,883
Professional service:						
Grade 4. Range \$4,300 to \$5,180:						
Cottonseed technician.....	1	5,180	1	5,121	1.8	7,308
Grade 2. Range \$2,980 to \$3,640:						
Marketing specialist.....	1	3,310	1	3,204	1.8	4,872
Unclassified.....	23.5	12,476	23.5	12,476	15.3	8,500
Total permanent, field.....	166.2	451,600	166.2	447,925	147.5	353,245
Temporary employment, field.....					1.2	2,170
Part-time employment, field.....	1	1,704	1	1,704	1.6	2,205
W. A. E. employment, field.....	0.4	1,060	0.4	1,060	0.5	1,229
Overtime pay, field.....				10,960		72,055
Night-work differential, field.....				300		
All personal services, field.....	169.8	458,515	170.3	466,412	150.8	430,904
01 Personal services (net).....	216.1	617,445	216.6	626,995	188.9	561,222
<b>OTHER OBLIGATIONS</b>						
02 Travel.....		69,300		68,300		73,960
03 Transportation of things.....		5,990		5,990		6,670
04 Communication services.....		16,950		16,965		13,326
05 Rents and utility services.....		8,100		8,100		8,638
07 Other contractual services.....		10,900		12,900		12,752
08 Supplies and materials.....		16,215		16,200		12,946



By objects	Obligations		
	Estimate, 1947	Estimate, 1946	Actual, 1945
<b>OTHER OBLIGATIONS—continued</b>			
09 Equipment.....	\$8,300	\$7,300	\$4,270
Total other obligations.....	135,755	135,755	132,562
Grand total obligations.....	753,200	762,750	693,784
Reimbursements for services performed.....	-217,200	-220,750	-180,000
Net total obligations.....	536,000	542,000	513,784
Covered into Treasury as miscellaneous receipts, Public Law 529.....			+547
Excess of obligations over appropriation due to Public Law 106.....		-68,000	
Estimated savings, unobligated balance.....			33,348
Total estimate or appropriation.....	536,000	474,000	547,679

BY PROJECTS OR FUNCTIONS			
	Estimate, 1947	Estimate, 1946	Actual, 1945
1. Inspection and certification of fresh and processed fruits and vegetables.....	\$374,695	\$371,835	\$311,634
2. Grading and certification of dairy and poultry products.....	67,430	66,715	60,233
3. Inspection and certification of rice, hay, beans, peas, seed, and bops.....	32,610	32,370	27,021
4. Grading and certification of meats.....	27,385	27,040	21,555
5. Inspection of cottonseed.....	33,880	33,630	26,391
6. Services performed for other agencies.....	217,200	217,200	156,600
7. Overtime pay.....		13,960	90,360
Grand total obligations.....	753,200	762,750	693,784
Adjustments (see objects schedule for detail).....	-217,200	-288,750	-146,105
Total estimate or appropriation.....	536,000	474,000	547,679

**Quartermaster Service, Army (Transfer to Agriculture) (Production and Marketing Administration)—**

By objects	Obligations					
	Estimate, 1947		Estimate, 1946		Actual, 1945	
<i>Inspection of hay and supervision of Army hay inspectors</i>						
<b>PERSONAL SERVICES, DEPARTMENTAL</b>						
Clerical, administrative, and fiscal service:	Man-years	Total salary	Man-years	Total salary	Man-years	Total salary
Grade 13. Range \$6,230 to \$7,070:					0.2	\$1,022
Marketing specialist						
Grade 12. Range \$5,180 to \$6,020:						
Chief of section	0.3	\$1,658	0.3	\$1,658	0.4	1,469
Grade 9. Range \$3,640 to \$4,300:						
Marketing specialist	0.5	1,875	0.5	1,875	0.3	876
Grade 5. Range \$2,320 to \$2,980					0.2	502
Grade 3. Range \$1,902 to \$2,298	0.2	530	0.2	530	0.3	612
Subprofessional service:						
Grade 3. Range \$1,704 to \$2,100	0.6	1,161	0.6	1,161	0.3	460
Crafts, protective, and custodial service:						
Grade 3. Range \$1,572 to \$1,902	0.5	819	0.5	819		
Total permanent, departmental.....	2.1	6,043	2.1	6,043	1.7	4,941
Overtime pay, departmental.....						829
01 Personal services (net).....	2.1	6,043	2.1	6,043	1.7	5,770
<b>OTHER OBLIGATIONS</b>						
08 Supplies and materials.....	110		110			
Grand total obligations.....	6,153		6,153		5,770	
Received by transfer from "Quartermaster service, Army".....	-6,153		-6,153		-6,000	
Estimated savings, unobligated balance.....					230	
Total estimate or appropriation.....						

Marketing farm products: For acquiring and diffusing among the people of the United States useful information relative to the needed supplies, standardization, classification, grading, preparation for market, handling, transportation, storage, and marketing of farm and food products, including the demonstration and promotion of the use of uniform standards of classification of American farm and food products throughout the world, [and] for making analyses of cotton fiber as provided by the Act of April 7, 1941 (7 U. S. C. 473d), [\$388,000] and for expenses necessary to enable the Secretary to perform functions vested in him by Executive Orders 9280, 9310, 9322, 9328, 9334, and 9577, including not to exceed \$10,000 for employment pursuant to the second sentence of section 706 (a), and not to exceed \$20,000 for transportation, per diem, and other necessary expenses pursuant to section 706 (b) of the Department of Agriculture Organic Act of 1944 (5 U. S. C. 541b, 574); printing

and binding; the purchase of books of reference, periodicals, and not to exceed \$150 for newspapers; and operation and maintenance of one passenger automobile in the District of Columbia; \$1,901,500: Provided, That the Secretary may make available to any bureau, office, or agency of the Department such amounts from this appropriation as may be necessary to carry out the functions for which this appropriation is made, and any such amounts shall be in addition to amounts transferred or otherwise made available to appropriation items in this Act: Provided further, That none of the funds herein appropriated shall be used for the promulgation or execution of orders under which assessments are made against producers or handlers of agricultural products, excepting walnuts, for administration of such orders. (7 U. S. C. 415a, 415e, 423, 581-589; Act of May 5, 1945, Public Law 52.)

Estimate 1947, \$1,901,500

Appropriated 1946, \$388,000

By objects	Obligations					
	Estimate, 1947		Estimate, 1946		Actual, 1945	
<b>PERSONAL SERVICES, DEPARTMENTAL</b>						
Clerical, administrative, and fiscal service:	Man-years	Total salary	Man-years	Total salary	Man-years	Total salary
Grade 14. Range \$7,175 to \$8,225:						
Accountant.....	0.5	\$3,719				
Chief of division.....	2.3	16,393	1.3	\$9,012	0.3	\$1,649
Investigator.....	0.5	3,850				
Marketing specialist.....	2	15,138				
Grade 13. Range \$6,230 to \$7,070:						
Administrative officer.....	1.5	9,554				
Chief of section.....	1	6,440	1	6,384	1	5,600
Field supervisor.....	1	6,230				
Food industry specialist.....	1.8	11,652				
Investigator.....	0.2	1,250				
Marketing specialist.....	8	52,360	1	6,860	1.6	9,050
Grade 12. Range \$5,180 to \$6,020:						
Accountant.....	0.6	3,763				
Administrative officer.....	2	10,780				
Chief of section.....	1	5,810	1	6,810		
Food industry specialist.....	0.5	2,695				
Investigator.....	0.5	2,590				
Labor specialist.....	1	5,390				
Marketing specialist.....	8	42,280	4	21,560	3.2	14,812
Grade 11. Range \$4,300 to \$5,180:						
Administrative officer.....	1.8	8,433				
Food industry specialist.....	0.8	3,651				
Investigator.....	0.5	2,260				
Marketing specialist.....	9	42,880	4	19,663	4.1	17,680
Grade 9. Range \$3,640 to \$4,300:						
Administrative assistant.....	4	15,220	2	7,478	1.5	5,120
Fiscal accountant.....	1	3,750				
Food industry specialist.....	2	7,610				
Marketing specialist.....	4.3	16,279	2.3	8,898	4.2	13,978
Grade 8. Range \$3,310 to \$3,970:						
Marketing specialist.....	1	3,420				
Grade 7. Range \$2,980 to \$3,640:						
Marketing specialist.....	12	38,730				
Grade 6. Range \$2,650 to \$3,310:						
Marketing specialist.....	1	2,760				
Grade 5. Range \$2,320 to \$2,980:						
Marketing specialist.....	22.5	57,975	4.5	11,497	6	12,872
Grade 4. Range \$2,100 to \$2,496:						
Marketing specialist.....	39.9	87,976	7	15,011	7	12,603
Grade 3. Range \$1,902 to \$2,298:						
Marketing specialist.....	26.3	52,689	7.3	14,703	6.9	11,340
Grade 2. Range \$1,704 to \$2,100:						
Marketing specialist.....	6.2	10,822	2.2	3,785		
Professional service:						
Grade 7. Range \$7,175 to \$8,225:						
Agricultural economist.....	4.8	34,528				
Economist.....	1	7,700				
Nutritionist.....	1	7,437				
Grade 6. Range \$6,230 to \$7,070:						
Agricultural economist.....	12.4	78,960				
Chief of division.....	1	6,440	1	6,440	1	5,786
Chief of section.....	1	6,860	1	6,804	1	6,000
Cotton technologist.....	1	6,230				
Food technician.....	1	6,230				
Information specialist.....	2	12,670	1	6,230		
Nutritionist.....	1	6,440				
Price analyst.....	1	6,230				
Grade 5. Range \$5,180 to \$6,020:						
Agricultural economist.....	7.5	40,005				
Cotton technologist.....	2	10,360	2	10,360	1.9	9,178
Economist.....	1	5,180				
Information specialist.....	1	5,180				
Nutritionist.....	0.5	2,695				
Grade 4. Range \$4,300 to \$5,180:						
Agricultural economist.....	4.5	20,120				
Agricultural statistician.....	2	8,600				
Color technician.....	1	4,520	1	4,520		
Cotton technologist.....	0.5	2,370	0.5	2,370	0.7	3,011
Grain technologist.....					0.3	1,246
Nutritionist.....	1	4,520				
Grade 3. Range \$3,640 to \$4,300:						
Agricultural economist.....	8	30,440	1	4,050	1	3,492
Agricultural statistician.....	4	14,560				
Cotton technologist.....	1	4,190	1	4,160	1	3,684
Information specialist.....	2	7,610	1	3,775	1	3,225
Nutritionist.....	1	3,750				
Statistician.....	1	3,640				
Grade 2. Range \$2,980 to \$3,640:						
Agricultural economist.....	14	43,480	1	3,085		
Grade 1. Range \$2,320 to \$2,980:						
Agricultural economist.....	5	12,260	1	2,338	1	2,000
Subprofessional service:						
Grade 7. Range \$2,650 to \$3,310.....	1	2,980	1	2,950	1.3	3,268
Grade 6. Range \$2,320 to \$2,980.....	1	2,540	1	2,455	1.3	2,736
Grade 5. Range \$2,100 to \$2,496.....	1	2,166	1	2,138	1.3	2,353
Grade 4. Range \$1,902 to \$2,298.....	4	8,268	4	8,268	3.9	6,903
Grade 3. Range \$1,704 to \$2,100.....	0.4	678	0.4	678	0.3	413
Crafts, protective, and custodial service:						
Grade 3. Range \$1,572 to \$1,902.....	11.3	18,574	3.5	5,734	1.7	2,406

**PRODUCTION AND MARKETING ADMINISTRATION—**  
Continued

MARKETING [SERVICE] SERVICES—Continued

Salaries and Expenses, Marketing Services—Continued

By objects	Obligations					
	Estimate, 1947		Estimate, 1946		Actual, 1945	
	Man-years	Total salary	Man-years	Total salary	Man-years	Total salary
<b>PERSONAL SERVICES, DEPARTMENTAL—COD.</b>						
Department of Agriculture grades:						
Grade 28. Range \$9,800 to \$10,000:						
Assistant administrator	0.8	\$8,077				
Associate director, fruit and vegetable branch	1	9,800				
Director, compliance and investigation branch	0.2	1,960				
Director, livestock branch	0.4	3,920				
Director of price	1	9,800				
Director of requirements and allocations	1	10,000				
Director of transportation	1	9,800				
Grade 26. Range \$8,750 to \$9,800:						
Assistant director, grain branch	0.2	1,846				
Assistant director, livestock branch	0.2	1,855				
Assistant director, special commodities branch	1	9,013				
Deputy assistant administrator	0.4	3,703				
Director, dairy branch	0.5	4,506				
Director, fats and oils branch	1	9,013				
Director, fruit and vegetable branch	0.5	4,506				
Director, tobacco branch	0.2	1,683				
Total permanent, departmental	277	1,082,242	60	\$207,016	54.4	\$160,310
Temporary employment, departmental	0.2	420	0.2	420	0.8	1,599
W. O. C. employment, departmental	9	0				
Overtime pay, departmental				4,150		28,515
All personal services, departmental	286.2		60.2		55.2	
		1,082,662		211,586		190,424
<b>PERSONAL SERVICES, FIELD</b>						
Clerical, administrative, and fiscal service:						
Grade 13. Range \$6,230 to \$7,070:						
Administrative officer	2	12,460				
Chief of division	1	6,440	1	6,440	1	5,600
Marketing specialist	1	6,230				
Grade 12. Range \$5,180 to \$6,020:						
Accountant	0.5	2,695				
Administrative officer	3.7	19,980				
Information specialist	1	5,180				
Investigator	0.2	1,295				
Marketing specialist	2.3	12,617	0.3	1,417	1.2	5,567
Personnel officer	0.7	3,619				
Grade 11. Range \$4,300 to \$5,180:						
Accountant	1.5	6,750				
Administrative officer	2	8,600				
Investigator	3	13,560				
Marketing specialist	4.5	20,670	2	9,472	2	8,150
Grade 9. Range \$3,640 to \$4,300:						
Accountant	3	11,470				
Administrative assistant	2	7,280				
Investigator	5	19,300				
Marketing specialist	3.2	14,175	1	4,300	1	3,800
Grade 7. Range \$2,980 to \$3,640:						
Accountant	8.5	26,925	0.5	1,545	0.5	1,188
Administrative assistant	7	17,230	2	4,860	2	4,100
Grade 4. Range \$2,100 to \$2,496:						
Investigator	13	29,478	6.5	14,389	6.3	11,902
Grade 3. Range \$1,902 to \$2,298:						
Investigator	18	36,018	8	16,173	9.4	15,695
Grade 2. Range \$1,704 to \$2,100:						
Investigator	8.7	15,716	4.7	8,347	3.1	4,679
Professional service:						
Grade 5. Range \$5,180 to \$6,020:						
Chief of section	2	10,360	2	10,360		
Cotton technologist	3	15,960	1	5,600		
Economist	2	10,360				
Grade 4. Range \$4,300 to \$5,180:						
Chief of section	1	4,520	1	4,520	1	3,800
Cotton technologist	5.1	22,366	2.6	11,450	2.9	11,262
Chemist	0.8	3,603	0.8	3,603	0.7	2,527
Economist	1	4,300				
Grain technologist					2	7,600
Grade 3. Range \$3,640 to \$4,300:						
Chemist					0.6	1,796
Cotton technologist	6.2	23,345	3.2	12,252	3.3	11,000
Grain technologist	3.5	13,170	3	11,157	2.8	9,647
Grade 2. Range \$2,980 to \$3,640:						
Chemist	8	25,050	5	15,974	4.9	13,579
Grade 1. Range \$2,320 to \$2,980:						
Chemist	8	19,220	5	12,035	4.4	8,875
Subprofessional service:						
Grade 8. Range \$2,980 to \$3,640:						
Chemist	0.5	1,655	0.5	1,655		
Grade 5. Range \$2,100 to \$2,496:						
Chemist	2	4,296	1	2,166	6.8	12,375
Grade 4. Range \$1,902 to \$2,298:						
Chemist	10	19,812	8	15,972	7.2	11,954
Grade 3. Range \$1,704 to \$2,100:						
Chemist	4.4	8,436	4.4	8,222	2	3,007
Crafts, protective, and custodial service:						
Grade 3. Range \$1,572 to \$1,502:						
Field	4	3,144			1	1,369
Grade 2. Range \$1,440 to \$1,770:						
Field	4	6,090	3	4,452	2.4	2,887
Total permanent, field	155.3	493,375	66.5	180,361	68.5	162,359
Temporary employment, field	2.2	3,860	0.5	885	1.1	1,889
W. A. E. employment, field	0.8	1,538	0.8	1,538		
W. O. C. employment, field	10	0				
Overtime pay, field				4,000		30,174
All personal services, field	168.3	498,773	67.8	192,784	69.6	194,422
01 Personal services (net)	454.5	1,581,435	128	404,370	124.8	384,846

By objects	Obligations		
	Estimate, 1947	Estimate, 1946	Actual, 1945
<b>OTHER OBLIGATIONS</b>			
02 Travel	\$152,730	\$17,800	\$14,586
03 Transportation of things	5,750	2,715	3,847
04 Communication services	29,500	3,500	3,548
05 Rents and utility services	21,200	6,200	5,814
06 Printing and binding	6,300		
07 Other contractual services	48,100	3,100	3,047
08 Supplies and materials	28,450	7,815	8,526
09 Equipment	30,100	2,000	7,293
Total other obligations	322,130	43,730	46,611
Grand total obligations	1,903,565	448,100	431,457
Reimbursements for services performed	-2,065	-2,100	-1,224
Transferred to "Salaries and expenses, Office of Information, Department of Agriculture"			+116
Net total obligations	1,901,500	446,000	430,349
Covered into Treasury as miscellaneous receipts, Public Law 529			+105
Excess of obligations over appropriation due to Public Law 106		-58,000	
Estimated savings, unobligated balance			21,046
Total estimate or appropriation	1,901,500	388,000	451,500

By objects	Obligations		
	Estimate, 1947	Estimate, 1946	Actual, 1945
<b>BY PROJECTS OR FUNCTIONS</b>			
1. Standardization and marketing research on fresh and processed fruits and vegetables	\$55,025	\$54,685	\$47,731
2. Standardization and marketing research on livestock, meats, and wool	63,250	62,730	48,160
3. Standardization and marketing research on dairy and poultry products	98,370	24,545	21,612
4. Standardization and marketing research on grain, rice, beans, peas, hay, seed, and bops	104,810	95,730	81,440
5. Standardization and marketing research on cotton and cottonseed	355,330	200,195	172,767
6. Food production and marketing activities, including food order administration; determination of requirements and allocations, assistance in establishment, and adjustment of goals and price ceilings; services relating to materials, facilities, storage, and transportation	1,224,715		
7. Services performed for other agencies	2,065	2,065	1,058
8. Overtime pay		8,150	58,689
Grand total obligations	1,903,565	448,100	431,457
Adjustments (see objects schedule for detail)	-2,065	-60,100	+20,043
Total estimate or appropriation	1,901,500	388,000	451,500

**Special Research Fund, Department of Agriculture (Production and Marketing Administration)—**

By objects	Obligations					
	Estimate, 1947		Estimate, 1946		Actual, 1945	
	Man-years	Total salary	Man-years	Total salary	Man-years	Total salary
<i>Special researches in marketing farm products</i>						
<b>PERSONAL SERVICES, DEPARTMENTAL</b>						
Professional service:						
Grade 4. Range \$4,300 to \$5,180:						
Cotton technologist	0.5	\$2,370	0.5	\$2,370	0.5	\$1,771
Overtime pay, departmental				73		289
All personal services, departmental	0.5	2,370	0.5	2,443	0.5	2,060
<b>PERSONAL SERVICES, FIELD</b>						
Clerical, administrative, and fiscal service:						
Grade 3. Range \$1,902 to \$2,298:						
Chemist	0.5	984	0.5	984	0.1	135
Professional service:						
Grade 4. Range \$4,300 to \$5,180:						
Chemist	0.2	744	0.2	744	0.1	547
Grade 3. Range \$3,640 to \$4,300:						
Cotton technologist	0.7	2,812	0.7	2,812		
Subprofessional service:						
Grade 8. Range \$2,980 to \$3,640:						
Chemist	0.5	1,710	0.5	1,706	0.6	1,624
Grade 7. Range \$2,650 to \$3,310:						
Chemist	1	2,760	1	2,760	0.4	958
Grade 4. Range \$1,902 to \$2,298:						
Chemist	1	1,968	1	1,950	0.3	540
Grade 3. Range \$1,704 to \$2,100:						
Chemist					0.2	360
Total permanent, field	3.9	10,978	3.9	10,956	1.7	4,164
Temporary employment, field					0.9	565
W. A. E. employment, field					1.7	1,114
Overtime pay, field				336		1,251
All personal services, field	3.9	10,978	3.9	11,292	4.3	7,094
01 Personal services (net)	4.4	13,348	4.4	13,735	4.8	9,154

By objects	Obligations		
	Estimate, 1947	Estimate, 1946	Actual, 1945
<b>OTHER OBLIGATIONS</b>			
02 Travel	\$1,000	\$1,000	\$956
03 Transportation of things	475	475	656
06 Printing and binding			2,200
08 Supplies and materials	2,016	2,016	2,057
09 Equipment	540	543	253
Total other obligations	4,031	4,034	6,022
Grand total obligations	17,379	17,769	15,176
Allotted from "Special research fund, Department of Agriculture"	-17,379	-17,769	-15,685
Estimated savings, unobligated balance			609
Total estimate or appropriation			

Tobacco Acts: To enable the Secretary to carry into effect the provisions of "An Act to establish and promote the use of standards of classification for tobacco, to provide and maintain an official tobacco-inspection service, and for other purposes", approved August 23, 1935 (7 U. S. C. 511-511g), "An Act to provide for the collection and publication of statistics of tobacco by the Department of Agriculture", approved January 14, 1929 (7 U. S. C. 501-508), as amended, and "An Act to prohibit the exportation of tobacco seed and plants, except for experimental purposes", approved June 5, 1940 (7 U. S. C. 516). **[\$1,000,000] \$1,119,000.** (Act of May 5, 1945, Public Law 52.)

Estimate 1947, **\$1,119,000** Appropriated 1946, **\$1,000,000**

By objects	Obligations					
	Estimate, 1947		Estimate, 1946		Actual, 1945	
<b>PERSONAL SERVICES, DEPARTMENTAL</b>						
Clerical, administrative, and fiscal service: Grade 14. Range \$7,175 to \$8,225:	Man-years	Total salary	Man-years	Total salary	Man-years	Total salary
Marketing specialist	2	\$14,612	2	\$14,612	0.8	\$5,068
Grade 13. Range \$6,230 to \$7,070:						
Administrative officer					0.4	1,940
Marketing specialist	1	6,230	1	6,230	0.8	4,470
Grade 12. Range \$5,180 to \$6,020:						
Administrative officer					0.9	4,383
Marketing specialist	1	5,390	1	5,330	0.8	3,690
Grade 11. Range \$4,300 to \$5,180:						
Administrative officer	2	8,000	2	8,600	1.4	5,267
Investigator					0.4	1,646
Marketing specialist	1	4,520	1	4,410		
Grade 9. Range \$3,640 to \$4,300:						
Administrative assistant					0.4	1,282
Marketing specialist	1	3,750	1	3,712	0.8	2,495
Personnel technician	1	3,860	1	3,801	1.1	3,932
Position classifier	1	3,860	1	3,775	1.1	3,717
Grade 7. Range \$2,980 to \$3,640:						
Marketing specialist	3	9,490	3	9,330	1.7	4,790
Grade 6. Range \$2,620 to \$3,310:						
Marketing specialist					0.3	598
Grade 5. Range \$2,320 to \$2,980:						
Marketing specialist	6	15,020	6	14,932	5.1	10,858
Grade 4. Range \$2,100 to \$2,496:						
Marketing specialist	10	21,726	10	21,454	4.3	8,076
Grade 3. Range \$1,902 to \$2,298:						
Marketing specialist	3	6,168	3	6,132	7.3	12,309
Grade 2. Range \$1,704 to \$2,100:						
Marketing specialist	1.9	3,442	1.9	3,442		
<b>Professional services:</b>						
Grade 5. Range \$5,180 to \$6,020:						
Economist	1	5,300	1	5,245		
Safety engineer					0.3	1,195
Grade 2. Range \$2,980 to \$3,640:						
Marketing specialist	2	6,290	2	6,290	0.8	2,027
Grade 1. Range \$2,520 to \$2,980:						
Marketing specialist	1	2,540	1	2,540		
<b>Crafts, protective, and custodial service:</b>						
Grade 3. Range \$1,572 to \$1,902:						
Marketing specialist	1	1,704	1	1,704		
Grade 2. Range \$1,440 to \$1,770:						
Marketing specialist					0.3	343
<b>Department of Agriculture grades:</b>						
Grade 26. Range \$8,750 to \$9,800:						
Director, tobacco branch	0.6	5,597	0.6	5,597		
Total permanent, departmental	39.5	128,189	39.5	127,136	29	78,086
Temporary employment, departmental					0.3	521
Overtime pay, departmental						14,368
All personal services, departmental	39.5	128,189	39.5	130,036	29.3	92,975
<b>PERSONAL SERVICES, FIELD</b>						
Clerical, administrative, and fiscal service: Grade 13. Range \$6,230 to \$7,070:						
Tobacco inspector	3	18,690	3	18,690		
Grade 12. Range \$5,180 to \$6,020:						
Area personnel officer	1	5,180	1	5,180		
Marketing specialist	1	5,390	1	5,390	1	4,600
Tobacco inspector	6	31,290	6	31,290	3	14,400
Grade 11. Range \$4,300 to \$5,180:						
Chief of section	2	8,600	1	4,300		
Marketing specialist	2	8,600	2	8,600	8.1	31,432
Tobacco inspector	11	50,160	11	49,866	10.9	42,151
Training officer	0.4	1,572	0.4	1,572		
Grade 10. Range \$3,970 to \$4,630:						
Tobacco inspector	15.4	63,965	15.4	63,563	15.3	54,374
Grade 9. Range \$3,640 to \$4,300:						
Marketing specialist	1	3,750	1	3,750	5.3	17,100
Tobacco inspector	81.5	308,710	72.4	272,863	55.1	178,739

By objects	Obligations					
	Estimate, 1947		Estimate, 1946		Actual, 1945	
<b>PERSONAL SERVICES, FIELD—continued</b>						
Clerical, administrative, and fiscal service—Continued	Man-years	Total salary	Man-years	Total salary	Man-years	Total salary
Grade 7. Range \$2,980 to \$3,640	24.3	\$84,786	24.3	\$83,444	17.1	\$49,210
Grade 5. Range \$2,320 to \$2,980	24.1	56,420	20.4	47,526	17.9	35,350
Grade 4. Range \$2,100 to \$2,496	8	17,724	8	17,449	10	18,180
Grade 3. Range \$1,902 to \$2,298	14	26,760	13.5	25,347	18	29,520
Grade 2. Range \$1,704 to \$2,100	6	10,950	6	10,826	7.9	11,880
Unclassified	30	117,539	26	101,883	16.6	65,320
Total permanent, field	230.7	820,086	212.4	751,539	186.2	552,586
Temporary employment, field	28.7	54,000	28.7	54,000	15.3	24,506
W. A. E. employment, field					1.6	3,200
Overtime pay, field						102,931
All personal services, field	259.4	874,086	241.1	821,039	203.1	683,223
01 Personal services (net)	268.9	1,002,275	280.6	951,075	232.4	776,198
<b>OTHER OBLIGATIONS</b>						
02 Travel		85,500		85,500		85,546
03 Transportation of things		400		400		670
04 Communication services		9,400		9,400		7,836
05 Rents and utility services		12,000		12,000		10,991
07 Other contractual services		1,400		1,400		1,085
08 Supplies and materials		8,185		9,835		9,334
09 Equipment		4,500		2,850		1,243
Total other obligations		121,385		121,385		116,705
Grand total obligations		1,123,660		1,072,460		892,903
Reimbursements for services performed		-4,960		-4,960		-743
Net total obligations		1,119,000		1,067,500		892,160
Covered into Treasury as miscellaneous receipts, Public Law 529						+522
Excess of obligations over appropriation due to Public Law 105						-67,500
Estimated savings, unobligated balance						40,818
Total estimate or appropriation		1,119,000		1,066,000		933,500

Perishable Agricultural Commodities, Produce Agency, and Standard Container Acts: To enable the Secretary to carry into effect the provisions of the Perishable Agricultural Commodities Act, approved June 10, 1930, as amended (7 U. S. C. 499a-499r), and the Act to prevent the destruction or dumping of farm produce, and for other purposes, approved March 3, 1927 (7 U. S. C. 491-497), the Standard Baskets Act, approved August 31, 1916, as amended (15 U. S. C. 251-256), and the Act to fix standards for hampers, round stave baskets, and splint baskets for fruits and vegetables, and for other purposes, approved May 21, 1928 (15 U. S. C. 257-257i), **[\$181,600] \$214,800.** (Act of May 5, 1945, Public Law 52.)

Estimate 1947, **\$214,800** Appropriated 1946, **\$181,600**

By objects	Obligations					
	Estimate, 1947		Estimate, 1946		Actual, 1945	
<b>PERSONAL SERVICES, DEPARTMENTAL</b>						
Clerical, administrative, and fiscal service: Grade 13. Range \$6,230 to \$7,070:	Man-years	Total salary	Man-years	Total salary	Man-years	Total salary
Marketing specialist	1	\$6,440	1	\$6,408	1.2	\$6,954
Grade 12. Range \$5,180 to \$6,020:						
Administrative officer					0.2	1,032
Grade 11. Range \$4,300 to \$5,180:						
Budget analyst	0.9	3,939	0.9	3,939		
Marketing specialist	6	29,760	6	29,473	5.5	23,711
Grade 9. Range \$3,640 to \$4,300:						
Marketing specialist	1	3,750	1	3,750	1.2	3,971
Grade 7. Range \$2,980 to \$3,640:						
Marketing specialist	6	18,870	6	18,747	4.5	12,314
Grade 5. Range \$2,320 to \$2,980:						
Marketing specialist	1	2,430	1	2,392	1.5	2,939
Grade 4. Range \$2,100 to \$2,496:						
Marketing specialist	8	17,658	8	17,495	7.4	13,594
Grade 3. Range \$1,902 to \$2,298:						
Marketing specialist	12	24,540	12	24,407	12.7	21,718
Grade 2. Range \$1,704 to \$2,100:						
Marketing specialist	1	1,704	1	1,704	0.7	1,050
<b>Crafts, protective, and custodial service:</b>						
Grade 3. Range \$1,572 to \$1,902:						
Marketing specialist					1.1	1,508
Grade 2. Range \$1,440 to \$1,770:						
Marketing specialist	1	1,506	1	1,445	0.3	323
Total permanent, departmental	37.9	110,597	37.9	109,760	36.3	89,114
Temporary employment, departmental					0.3	513
Overtime pay, departmental						16,818
All personal services, departmental	37.9	110,597	37.9	112,360	36.6	106,445
<b>PERSONAL SERVICES, FIELD</b>						
Clerical, administrative, and fiscal service: Grade 12. Range \$5,180 to \$6,020:						
Marketing specialist	3	16,380	3	16,122	3	13,900
Grade 11. Range \$4,300 to \$5,180:						
Marketing specialist	1.8	8,772	1.8	8,603	1.7	7,000

PRODUCTION AND MARKETING ADMINISTRATION—  
Continued

MARKETING [SERVICE] SERVICES—Continued

Salaries and Expenses, Marketing Services—Continued

By objects	Obligations					
	Estimate, 1947		Estimate, 1946		Actual 1945	
	Man-years	Total salary	Man-years	Total salary	Man-years	Total salary
<b>PERSONAL SERVICES, FIELD—continued</b>						
Clerical, administrative, and fiscal service—Continued						
Grade 9. Range \$3,640 to \$4,300:						
Marketing specialist.....	5.9	\$22,130	4	\$14,911	3.5	\$11,353
Grade 7. Range \$2,980 to \$3,640.....	3	6,498	3	6,438	0.7	1,933
Grade 4. Range \$2,100 to \$2,496.....	2.8	5,392	2.8	5,359	3	5,505
Grade 3. Range \$1,902 to \$2,298.....	1	1,704	1	1,704	2.8	4,539
Grade 2. Range \$1,704 to \$2,100.....	1	1,704	1	1,704	0.7	988
Total permanent, field.....	17.5	60,876	15.6	53,137	15.4	45,218
Temporary employment, field.....	0.3	697	0.3	623	0.4	562
Overtime pay, field.....				1,100		8,133
All personal services, field.....	17.8	61,573	15.9	54,860	15.8	53,913
01 Personal services (net).....	55.7	172,170	53.8	167,220	52.4	160,358
<b>OTHER OBLIGATIONS</b>						
02 Travel.....		16,100		16,100		13,189
03 Transportation of things.....		880		880		976
04 Communication services.....		10,900		10,800		11,602
05 Rents and utility services.....		2,900		2,900		2,979
07 Other contractual services.....		2,300		3,100		2,165
08 Supplies and materials.....		4,300		3,800		2,945
09 Equipment.....		5,250		1,300		53
Total other obligations.....		42,630		38,880		33,909
Grand total obligations.....		214,800		206,100		194,267
Covered into Treasury as miscellaneous receipts, Public Law 529.....						+232
Excess of obligations over appropriation due to Public Law 106.....				-24,500		
Estimated savings, unobligated balance.....						15,501
Total estimate or appropriation.....		214,800		181,600		210,000

Cotton Statistics, Classing, Standards, and Futures Acts: To enable the Secretary to carry into effect the provisions of the Act authorizing him to collect and publish statistics of the grade and staple length of cotton, approved March 3, 1927, as amended by the Act of April 13, 1937 (7 U. S. C. 471-476), and to perform the duties imposed upon him by chapter 14 of the Internal Revenue Code relating to cotton futures (26 U. S. C. 1920-1935), and to carry into effect the provisions of the United States Cotton Standards Act, approved March 4, 1923, as amended (7 U. S. C. 51-65), **[\$1,042,000] \$1,274,000.** (31 U. S. C. 725d; Act of May 5, 1945, Public Law 52.)

Estimate 1947, \$1,274,000

Appropriated 1946, \$1,042,000

By objects	Obligations					
	Estimate, 1947		Estimate, 1946		Actual, 1945	
	Man-years	Total salary	Man-years	Total salary	Man-years	Total salary
<b>PERSONAL SERVICES, DEPARTMENTAL</b>						
Clerical, administrative, and fiscal service:						
Grade 14. Range \$7,175 to \$8,225:						
Chief of division.....	1	\$7,438	1	\$7,438	0.9	\$6,560
Grade 13. Range \$6,230 to \$7,070:						
Administrative officer.....	1	6,230	1	6,230		
Chief of section.....	1	6,440	1	6,440	0.4	2,626
Specialist in cotton classing.....					0.9	5,170
Grade 12. Range \$5,180 to \$6,020:						
Administrative officer.....	1	5,180	1	5,180		
Cotton specialist.....	2	12,040	2	12,040	2	10,800
Grade 11. Range \$4,300 to \$5,180:						
Administrative officer.....	2	9,040	2	8,981	1.4	5,477
Marketing specialist.....	1	4,960	1	4,960		
Grade 10. Range \$3,970 to \$4,630:						
Administrative officer.....	2	8,160	2	8,105	0.9	3,231
Grade 9. Range \$3,640 to \$4,300:						
Administrative officer.....					0.6	1,970
Communication and travel assistant.....					0.3	985
Cotton specialist.....	3	11,800	3	11,782	2.7	9,417
Marketing specialist.....	1	3,750	1	3,737	0.9	2,954
Grade 8. Range \$3,310 to \$3,970.....					0.5	1,492
Grade 7. Range \$2,980 to \$3,640.....	2	6,510	2	6,480	6.3	17,558
Grade 6. Range \$2,650 to \$3,310.....	1	2,980	1	2,980	0.9	2,308
Grade 5. Range \$2,320 to \$2,980.....	1	2,430	1	2,262	3.1	6,432
Grade 4. Range \$2,100 to \$2,496.....	3.9	8,370	3	6,371	10	18,016
Grade 3. Range \$1,902 to \$2,298.....	5.8	11,082	5	9,560	6.7	11,211
Grade 2. Range \$1,704 to \$2,100.....	3	5,112	3	5,112	2.2	3,255
Professional service:						
Grade 6. Range \$6,230 to \$7,070:						
Chief of division.....	1	6,650	1	6,650	1	5,800

By objects	Obligations						
	Estimate, 1947		Estimate, 1946		Actual, 1945		
	Man-years	Total salary	Man-years	Total salary	Man-years	Total salary	
<b>PERSONAL SERVICES, DEPARTMENTAL—CON.</b>							
Professional service—Continued							
Grade 5. Range \$5,180 to \$6,020:							
Chief of section.....	1	\$5,390	1	\$5,390	1	\$4,600	
Grade 2. Range \$2,980 to \$3,640.....	1	3,090	1	3,090	0.9	2,400	
Grade 1. Range \$2,320 to \$2,980.....	1	2,430	1	2,400	0.9	1,846	
Subprofessional service:							
Grade 7. Range \$2,650 to \$3,310.....	7	21,190	7	21,090	6	15,811	
Grade 5. Range \$2,100 to \$2,496.....	1	2,100	1	2,100	0.5	900	
Grade 4. Range \$1,902 to \$2,298.....	1	1,902	1	1,902			
Crafts, protective, and custodial service:							
Grade 3. Range \$1,572 to \$1,902.....	3	5,640	3	5,620	4.4	6,821	
Grade 2. Range \$1,440 to \$1,770.....	3	4,914	3	4,896	2.7	3,656	
Total permanent, departmental.....	50.7	164,828	49	160,896	58.1	151,236	
Temporary employment, departmental.....					0.4	455	
Part-time employment, departmental.....					0.1	61	
Overtime pay, departmental.....				3,500		28,446	
All personal services, departmental.....	50.7	164,828	49	164,396	58.6	180,198	
<b>PERSONAL SERVICES, FIELD</b>							
Clerical, administrative, and fiscal service:							
Grade 13. Range \$6,230 to \$7,070:							
Area manager.....	4	25,760	4	25,421	4	22,400	
Chief of section.....	1	6,440	1	6,440	1	5,600	
Grade 12. Range \$5,180 to \$6,020:							
Cotton classing specialist.....	33	187,950	32	181,512	31	153,791	
Marketing specialist.....	1	5,390	1	5,390	0.3	1,594	
Grade 11. Range \$4,300 to \$5,180:							
Area administrative officer.....	1	4,520	1	4,520	0.7	2,848	
Cotton classing specialist.....	12	57,100	11	51,637	5.8	24,557	
Grade 9. Range \$3,640 to \$4,300:							
Accountant.....						0.7	2,316
Assistant area administrative officer.....	0.6	2,430	0.6	2,430			
Cotton classing specialist.....	14	55,250	14	54,687	12.9	44,296	
Marketing specialist.....	1	4,300	1	4,300			
Grade 7. Range \$2,980 to \$3,640.....	8	25,380	8	25,018	7	18,926	
Grade 5. Range \$2,320 to \$2,980.....	16	38,990	16	38,402	15.3	30,987	
Grade 4. Range \$2,100 to \$2,496.....	26	56,448	25	53,772	21.3	38,728	
Grade 3. Range \$1,902 to \$2,298.....	40.9	81,963	39.9	79,583	32.7	53,418	
Grade 2. Range \$1,704 to \$2,100.....	26.8	47,078	25.8	44,863	27.2	40,264	
Professional service:							
Grade 7. Range \$7,175 to \$8,225:							
Agricultural economist.....						0.4	2,380
Grade 3. Range \$3,640 to \$4,300:							
Statistician.....	1	3,750	1	3,657			
Grade 2. Range \$2,980 to \$3,640.....	29.8	89,559	14.8	44,291	12.6	33,052	
Grade 1. Range \$2,320 to \$2,980.....	1.6	3,875	1.6	3,875	4	8,037	
Subprofessional service:							
Grade 4. Range \$1,902 to \$2,298.....	2	4,596	2	4,560	2	3,819	
Crafts, protective, and custodial service:							
Grade 4. Range \$1,770 to \$2,166.....	3.6	7,340	3.6	7,262	2.1	3,532	
Grade 3. Range \$1,572 to \$1,902.....	14	22,602	13	20,799	13.1	18,651	
Grade 2. Range \$1,440 to \$1,770.....	5	7,527	5	7,527	5.4	7,264	
Unclassified.....	3	960	3	960			
Total permanent, field.....	245.3	739,268	224.3	670,906	199.5	516,460	
Temporary employment, field.....		34.5	86,101		29.5	72,578	
Overtime pay, field.....				20,000		108,226	
All personal services, field.....	279.8	825,369	253.8	763,484	299.0	706,344	
01 Personal services (net).....	330.5	960,137	302.8	927,880	352.5	976,542	
<b>OTHER OBLIGATIONS</b>							
02 Travel.....		71,200		55,900		35,418	
03 Transportation of things.....		50,353		50,400		44,381	
04 Communication services.....		24,500		23,300		24,080	
05 Rents and utility services.....		56,700		53,700		39,722	
07 Other contractual services.....		9,020		9,020		11,301	
08 Supplies and materials.....		58,340		55,200		51,005	
09 Equipment.....		13,750		4,600		4,338	
Total other obligations.....		283,863		252,120		210,245	
Grand total obligations.....		1,274,000		1,180,000		1,186,787	
Reimbursements for services performed.....						-2,629	
Net total obligations.....		1,274,000		1,180,000		1,184,158	
Covered into Treasury as miscellaneous receipts, Public Law 529.....						+866	
Excess of obligations over appropriation due to Public Law 106.....				-138,000			
Estimated savings, unobligated balance.....						25,759	
Total estimate or appropriation.....		1,274,000		1,042,000		1,210,783	
<b>BY PROJECTS OR FUNCTIONS</b>							
1. Grade and staple estimates of the carry-over and the crop.....		\$247,940		\$246,420		\$220,036	
2. Classification and information for groups organized for quality improvement.....		454,875		342,450		314,336	
3. Administration of the cotton standards and cotton futures acts.....		571,185		567,630		513,416	
4. Services performed for other agencies.....				23,500		2,327	
5. Overtime pay.....						136,672	
Grand total obligations.....		1,274,000		1,180,000		1,186,787	
Adjustments (see objects schedule for detail).....				-138,000		+23,996	
Total estimate or appropriation.....		1,274,000		1,042,000		1,210,783	

United States Grain Standards Act: To enable the Secretary to carry into effect the provisions of the United States Grain Standards Act, **[\$741,000] \$940,000.** (7 U. S. C. 71-87; Act of May 5, 1945, Public Law 52.)

Estimate 1947, **\$940,000**

Appropriated 1946, **\$741,000**

By objects	Obligations					
	Estimate, 1947		Estimate, 1946		Actual, 1945	
	Man-years	Total salary	Man-years	Total salary	Man-years	Total salary
<b>PERSONAL SERVICES, DEPARTMENTAL</b>						
Clerical, administrative, and fiscal service:						
Grade 14. Range \$7,175 to \$8,225:						
Marketing specialist.....	1	\$7,437	1	\$7,437		
Grade 13. Range \$6,230 to \$7,070:						
Administrative officer.....	0.5	3,325	0.5	3,325	0.7	\$4,200
Chief of division.....					0.5	2,892
Grade 12. Range \$5,180 to \$6,020:						
Administrative officer.....	1	5,390	1	5,390	1.9	9,331
Grade 11. Range \$4,300 to \$5,180:						
Chief of section.....	2	8,600				
Marketing specialist.....	0.3	1,136	0.3	1,136	0.7	2,617
Grade 9. Range \$3,640 to \$4,300:						
Administrative assistant.....	1	3,640			4.1	13,307
Grade 7. Range \$2,980 to \$3,640.....	2	6,400	2	6,370	6.1	16,269
Grade 5. Range \$2,320 to \$2,980.....	4.5	10,825	1.5	3,796	2.3	4,977
Grade 4. Range \$2,100 to \$2,496.....	8.3	17,696	7.3	15,596	1.6	3,078
Grade 1. Range \$1,506 to \$1,902.....	1	1,902	1	1,899	0.7	1,074
Professional service:						
Grade 6. Range \$6,230 to \$7,070:						
Economist.....					0.7	4,200
Crafts, protective, and custodial service:						
Grade 2. Range \$1,440 to \$1,770.....					1	1,240
Department of Agriculture grades:						
Grade 26. Range \$8,750 to \$9,800:						
Assistant director, grain branch.....	0.4	3,700	0.4	3,700		
Total permanent, departmental.....	22	70,051	15	48,649	20.3	63,185
Overtime pay, departmental.....				1,200		11,284
All personal services, departmental.....	22	70,051	15	49,849	20.3	74,469
<b>PERSONAL SERVICES, FIELD</b>						
Clerical, administrative, and fiscal service:						
Grade 13. Range \$6,230 to \$7,070:						
Marketing specialist.....	0.9	5,834	0.9	5,834	1	6,200
Grade 12. Range \$5,180 to \$6,020:						
Fiscal officer.....	1	5,390	1	5,301		
Marketing specialist.....	13.2	75,950	13.2	75,608	14.5	72,979
Officer in charge.....	1	5,180				
Grade 11. Range \$4,300 to \$5,180:						
Fiscal accountant.....	1	4,300	1	4,300		
Marketing specialist.....	10.6	49,451	6.6	31,904	6.5	26,583
Grade 9. Range \$3,640 to \$4,300:						
Marketing specialist.....	25.6	106,278	25.9	107,049	26.2	93,225
Grade 7. Range \$2,980 to \$3,640.....	42	141,880	42	141,092	41.9	119,327
Grade 6. Range \$2,650 to \$3,310.....	12	38,620	12	38,322	10.9	29,245
Grade 5. Range \$2,320 to \$2,980.....	88	238,370	78	212,851	72.1	166,136
Grade 4. Range \$2,100 to \$2,496.....	11	25,740	10	23,389	8.5	17,186
Grade 3. Range \$1,902 to \$2,298.....	33	69,762	30	63,643	29.3	52,316
Grade 2. Range \$1,704 to \$2,100.....	7	12,322	4	7,322	5.3	8,387
Grade 1. Range \$1,506 to \$1,902.....	1	1,572	1	1,536	1	1,257
Crafts, protective, and custodial service:						
Grade 2. Range \$1,440 to \$1,770.....					0.6	745
Total permanent, field.....	247.3	780,849	225.6	718,151	217.8	593,586
Temporary employment, field.....					0.1	230
W. A. E. employment, field.....					0.6	969
Overtime pay, field.....				30,100		115,924
All personal services, field.....	247.3	780,849	225.6	748,251	218.5	710,709
01 Personal services (net).....	269.3	850,900	240.6	798,100	238.8	785,178
<b>OTHER OBLIGATIONS</b>						
02 Travel.....		8,700		7,200		7,199
03 Transportation of things.....		3,840		3,100		2,310
04 Communication services.....		10,900		10,900		12,120
05 Rents and utility services.....		20,000		20,000		20,499
07 Other contractual services.....		13,580		13,400		12,073
08 Supplies and materials.....		13,280		12,600		12,875
09 Equipment.....		19,000		2,700		3,365
Total other obligations.....		89,100		69,900		70,441
Grand total obligations.....		940,000		808,000		855,619
Reimbursements for services performed.....						-110
Net total obligations.....		940,000		808,000		855,509
Covered into Treasury as miscellaneous receipts, Public Law 529.....						+544
Excess of obligations over appropriation due to Public Law 106.....				-127,000		
Estimated savings, unobligated balance.....						4,946
Total estimate or appropriation.....		940,000		741,000		860,999

United States Warehouse Act: To enable the Secretary to carry into effect the provisions of the United States Warehouse Act, **[\$507,000] \$584,000.** (7 U. S. C. 241-273; Act of May 5, 1945, Public Law 52.)

Estimate 1947, **\$584,000**

Appropriated 1946, **\$507,000**

By objects	Obligations					
	Estimate, 1947		Estimate, 1946		Actual, 1945	
	Man-years	Total salary	Man-years	Total salary	Man-years	Total salary
<b>PERSONAL SERVICES, DEPARTMENTAL</b>						
Clerical, administrative, and fiscal service:						
Grade 14. Range \$7,175 to \$8,225:						
Chief of division.....	1	\$7,700	1	\$7,700	1	\$6,750
Grade 13. Range \$6,230 to \$7,070:						
Chief of section.....	1	6,230	1	6,230		
Grade 12. Range \$5,180 to \$6,020:						
Administrative officer.....	1	5,390	1	5,390		
Marketing specialist.....	2	10,780	2	10,780	2	9,200
Grade 11. Range \$4,300 to \$5,180:						
Investigator.....	1	4,520	1	4,444		
Grade 9. Range \$3,640 to \$4,300:						
Administrative assistant.....	1	3,860	1	3,830	1	3,300
Personnel technician.....	1	3,750	1	3,750		
Warehouse examiner.....	2	7,830	2	7,686	2	6,625
Grade 7. Range \$2,980 to \$3,640.....	2	6,290	2	6,175	2	5,313
Grade 5. Range \$2,320 to \$2,980.....	2	5,080	2	4,826	2.9	6,036
Grade 4. Range \$2,100 to \$2,496.....	1	2,232	1	2,214	1.2	2,238
Grade 3. Range \$1,902 to \$2,298.....	3	5,838	3	5,838	2.5	4,244
Crafts, protective, and custodial service:						
Grade 3. Range \$1,572 to \$1,902.....	0.6	927	0.6	917	0.7	981
Total permanent, departmental.....	18.6	70,427	18.6	69,780	15.3	44,687
Temporary employment, departmental.....	0.4	528	0.4	528		
Overtime pay, departmental.....				1,350		7,694
All personal services, departmental.....	19	70,955	19	71,658	15.3	52,381
<b>PERSONAL SERVICES, FIELD</b>						
Clerical, administrative, and fiscal service:						
Grade 13. Range \$6,230 to \$7,070:						
Field supervisor.....	1	6,230	1	6,230		
Grade 12. Range \$5,180 to \$6,020:						
Field supervisor.....	5	27,160	5	26,998	3.5	16,708
Grade 11. Range \$4,300 to \$5,180:						
Field supervisor.....	2	9,920	2	9,802	5.7	22,008
Grade 9. Range \$3,640 to \$4,300:						
Warehouse examiner.....	11	43,450	11	43,101	11.4	38,363
Grade 7. Range \$2,980 to \$3,640.....	63	206,550	63	204,610	40.1	115,906
Grade 5. Range \$2,320 to \$2,980.....	5	12,370	5	12,252	15.2	30,779
Grade 4. Range \$2,100 to \$2,496.....	6.7	15,755	6.7	15,621	9.2	16,851
Grade 3. Range \$1,902 to \$2,298.....	3	6,306	3	6,300	7.9	12,867
Grade 2. Range \$1,704 to \$2,100.....	6	11,478	6	11,406	10.2	14,890
Unclassified.....	1	480	1	480	0.8	400
Total permanent, field.....	103.7	339,759	103.7	336,800	104	288,772
Temporary employment, field.....	0.5	1,381	0.6	1,817		
Overtime pay, field.....				8,070		53,435
All personal services, field.....	104.2	341,140	104.3	346,687	104	322,207
01 Personal services (net).....	123.2	412,095	123.3	418,345	119.3	374,588
<b>OTHER OBLIGATIONS</b>						
02 Travel.....		125,400		125,400		124,695
03 Transportation of things.....		525		525		1,482
04 Communication services.....		2,550		2,550		5,045
05 Rents and utility services.....		7,800		7,800		8,684
07 Other contractual services.....		3,980		3,980		4,780
08 Supplies and materials.....		7,400		7,400		7,667
09 Equipment.....		24,250		1,000		1,545
Total other obligations.....		171,905		148,655		153,898
Grand total obligations.....		584,000		567,000		528,486
Covered into Treasury as miscellaneous receipts, Public Law 529.....						+45
Excess of obligations over appropriation due to Public Law 106.....				-60,000		
Estimated savings, unobligated balance.....						5,399
Total estimate or appropriation.....		584,000		507,000		533,930

Federal Seed Act: To enable the Secretary to carry into effect the provisions of the Act entitled "An Act to regulate interstate and foreign commerce in seeds; to require labeling and to prevent misrepresentation of seeds in interstate commerce; to require certain standards with respect to certain imported seeds; and for other purposes", approved August 9, 1939, as amended (7 U. S. C. 1561-1610), **[\$102,400] \$137,000: Provided,** That not to exceed \$250 of this amount may be used for meeting the share of the United States in the expenses of the International Seed Testing Congress. (Act of May 5, 1945, Public Law 52.)

Estimate 1947, **\$137,000**

Appropriated 1946, **\$102,400**

By objects	Obligations					
	Estimate, 1947		Estimate, 1946		Actual, 1945	
	Man-years	Total salary	Man-years	Total salary	Man-years	Total salary
<b>PERSONAL SERVICES, DEPARTMENTAL</b>						
Clerical, administrative, and fiscal service:						
Grade 4. Range \$2,100 to \$2,496.....	1	\$2,166	1	\$2,156	1	\$1,800
Overtime pay, departmental.....				65		390
All personal services, departmental.....	1	2,166	1	2,221	1	2,190

**PRODUCTION AND MARKETING ADMINISTRATION—**  
Continued

**MARKETING [SERVICE] SERVICES—Continued**

**Salaries and Expenses, Marketing Services—Continued**

By objects	Obligations					
	Estimate, 1947		Estimate, 1946		Actual, 1945	
	Man-years	Total salary	Man-years	Total salary	Man-years	Total salary
<b>PERSONAL SERVICES, FIELD</b>						
Clerical, administrative, and fiscal service:						
Grade 13. Range \$6,230 to \$7,070:						
Chief of division.....	0.8	\$5,050	0.8	\$5,050	0.9	\$5,270
Grade 12. Range \$5,180 to \$6,020:						
Chief of section.....	1	5,390	1	5,325	0.9	4,227
Grade 11. Range \$4,300 to \$5,180:						
Marketing specialist.....	1	5,180	1	5,180	0.7	3,259
Grade 9. Range \$3,640 to \$4,300:						
Marketing specialist.....	2.5	7,615	1.5	4,580	1.5	3,304
Grade 7. Range \$2,980 to \$3,640:						
Grade 4. Range \$2,100 to \$2,496.....	3	6,696	3	6,626	4.3	8,071
Grade 3. Range \$1,902 to \$2,298.....	3	6,036	2	4,071	1.5	2,385
Grade 2. Range \$1,704 to \$2,100.....	1	1,770	1	1,712	1.1	1,531
Professional service:						
Grade 4. Range \$4,300 to \$5,180:						
Chief of section.....	1	4,520	1	4,444		
Seed analyst.....	1	4,300				
Seed technologist.....	2	9,040	2	8,964	2.9	11,093
Grade 3. Range \$3,640 to \$4,300:						
Seed technologist.....	2	7,720	1	4,021		
Grade 2. Range \$2,980 to \$3,640:						
Grade 1. Range \$2,320 to \$2,980.....	6	14,910	6	17,839	4.7	12,404
Grade 1. Range \$2,320 to \$2,980.....	6	14,910	6	14,751	5.3	11,024
Crafts, protective, and custodial service:						
Grade 3. Range \$1,572 to \$1,902.....	1	1,638	1	1,604		
Grade 2. Range \$1,440 to \$1,770.....					1.0	1,403
Unclassified.....	4	5,709	4	5,709	3.1	3,937
Total permanent, field.....	36.3	106,654	31.3	89,876	28.8	71,995
Temporary employment, field.....					0.1	51
Overtime pay, field.....				2,300		13,385
All personal services, field.....	36.3	106,654	31.3	92,176	28.9	85,431
01 Personal services (net).....	37.3	108,820	32.3	94,397	29.9	87,621
<b>OTHER OBLIGATIONS</b>						
02 Travel.....		7,600		5,600		4,929
03 Transportation of things.....		230		258		444
04 Communication services.....		4,500		4,500		5,548
05 Rents and utility services.....		2,500		2,500		2,876
07 Other contractual services.....		7,920		5,920		4,903
08 Supplies and materials.....		4,650		4,000		1,337
09 Equipment.....		2,300		800		8,104
Total other obligations.....		29,730		23,578		28,141
Grand total obligations.....		138,550		117,975		115,762
Reimbursements for services performed.....		-1,550		-1,575		-849
Net total obligations.....		137,000		116,400		114,913
Covered into Treasury as miscellaneous receipts, Public Law 529.....						+115
Excess of obligations over appropriation due to Public Law 106.....				-14,000		
Estimated savings, unobligated balance.....						2,672
Total estimate or appropriation.....		137,000		102,400		117,700

Packers and Stockyards Act: For carrying out the provisions of the Packers and Stockyards Act, approved August 15, 1921, as amended by the Act of August 14, 1935 (7 U. S. C. 181-229), **[\$363,500] \$464,500.** (Act of May 5, 1945, Public Law 52.)

Estimate 1947, \$464,500

Appropriated 1946, \$363,500

By objects	Obligations					
	Estimate, 1947		Estimate, 1946		Actual, 1945	
	Man-years	Total salary	Man-years	Total salary	Man-years	Total salary
<b>PERSONAL SERVICES, DEPARTMENTAL</b>						
Clerical, administrative, and fiscal service:						
Grade 13. Range \$6,230 to \$7,070:						
Accountant.....	1	\$6,230				
Budget analyst.....	1	6,440	1	\$6,254		
Chief of division.....	1	7,070	1	6,957	1	\$6,200
Grade 12. Range \$5,180 to \$6,020:						
Accountant.....	1	5,810	1	5,754	1	5,000
Administrative officer.....	0.8	4,544	0.8	4,544	0.4	1,825
Chief of section.....	1	5,390	1	5,390	1	4,600
Head of unit.....	1	5,180	1	5,180	1	4,600
Trade-practice analyst.....	1	5,180				
Grade 11. Range \$4,300 to \$5,180:						
Accountant.....					0.4	1,544
Administrative officer.....	1	4,520	1	4,520		
Grade 9. Range \$3,640 to \$4,300:						
Administrative assistant.....	1	4,080	1	4,050	1	3,500
Budget analyst.....	2	7,390	2	7,369		

By objects	Obligations					
	Estimate, 1947		Estimate, 1946		Actual, 1945	
	Man-years	Total salary	Man-years	Total salary	Man-years	Total salary
<b>PERSONAL SERVICES, DEPARTMENTAL—CON.</b>						
Clerical, administrative, and fiscal service—Continued						
Grade 9. Range \$3,640 to \$4,300—Con.						
Fiscal accountant.....	1	\$3,860	1	\$3,860	1	\$3,300
Marketing specialist.....	1	3,640				
Grade 7. Range \$2,980 to \$3,640.....	1	3,090	1	3,090	0.2	554
Grade 5. Range \$2,320 to \$2,980.....	2	5,630	2	5,570	4.1	9,042
Grade 4. Range \$2,100 to \$2,496.....	5	11,160	4	8,973	2.8	5,283
Grade 3. Range \$1,902 to \$2,298.....	3	5,970	2	4,068	1.9	3,170
Grade 2. Range \$1,704 to \$2,100.....					0.6	918
Professional service:						
Grade 6. Range \$6,230 to \$7,070:						
Section head.....	1	6,860	1	6,860	1	6,050
Grade 5. Range \$5,180 to \$6,020:						
Economist.....	1	6,020	1	6,020	1	5,200
Crafts, protective, and custodial service:						
Grade 3. Range \$1,572 to \$1,902.....	1	1,638	1	1,618	0.9	1,219
Total permanent, departmental.....	27.8	109,702	22.8	90,077	19.3	62,005
Temporary employment, departmental.....					0.2	268
Overtime pay, departmental.....				1,700		9,873
All personal services, departmental.....	27.8	109,702	22.8	91,777	19.5	72,146
<b>PERSONAL SERVICES, FIELD</b>						
Clerical, administrative, and fiscal service:						
Grade 12. Range \$5,180 to \$6,020:						
District supervisor.....	4	22,400	4	21,979	4.5	21,625
Grade 11. Range \$4,300 to \$5,180:						
Accountant.....	3	14,220	3	14,051	3.1	12,497
District supervisor.....	3	14,660	3	14,550	3	12,400
Marketing specialist.....	3	13,120	2	8,710	2.4	9,656
Grade 9. Range \$3,640 to \$4,300:						
Accountant.....	10	39,480	9	35,496	9	30,323
District supervisor.....	6	25,250	6	25,191	6	21,900
Marketing specialist.....	5	18,970	6	18,847	3.6	11,864
Grade 8. Range \$3,310 to \$3,970.....	1	3,750	1	3,720	1	3,275
Grade 7. Range \$2,980 to \$3,640.....	18	56,830	10	32,804	13	36,987
Grade 5. Range \$2,320 to \$2,980.....	1	2,980	1	2,878	1.1	2,746
Grade 4. Range \$2,100 to \$2,496.....	5	11,556	5	11,443	4	7,511
Grade 3. Range \$1,902 to \$2,298.....	13.2	28,177	13.2	27,983	13.2	23,984
Grade 2. Range \$1,704 to \$2,100.....					0.5	788
Professional service:						
Grade 5. Range \$5,180 to \$6,020:						
Valuation engineer.....	1	5,390	1	5,390	1	4,700
Grade 4. Range \$4,300 to \$5,180:						
Valuation engineer.....	4	18,960	4	18,732	4.2	17,260
Grade 3. Range \$3,640 to \$4,300:						
Land appraiser.....	1	3,970	1	3,970	2	7,100
Total permanent, field.....	78.2	279,713	68.2	245,654	71.6	224,616
Temporary employment, field.....	0.3	625	0.4	818	0.9	1,056
Part-time employment, field.....	0.4	680	0.5	851		
Overtime pay, field.....				5,500		40,939
All personal services, field.....	78.9	281,018	69.1	252,823	72.5	266,611
01 Personal services (net).....	106.7	379,720	91.9	344,600	92	338,757
<b>OTHER OBLIGATIONS</b>						
02 Travel.....		44,000		40,300		41,175
03 Transportation of things.....		2,200		2,200		2,278
04 Communication services.....		3,100		3,100		2,921
05 Rents and utility services.....		14,380		13,000		12,450
07 Other contractual services.....		4,700		3,700		3,791
08 Supplies and materials.....		3,200		2,400		2,369
09 Equipment.....		2,200		2,200		1,613
Total other obligations.....		73,780		66,900		66,597
Grand total obligations.....		464,500		411,500		405,354
Reimbursements for services performed.....						-733
Net total obligations.....		464,500		411,500		404,621
Covered into Treasury as miscellaneous receipts, Public Law 529.....						+245
Excess of obligations over appropriation due to Public Law 106.....				-48,000		
Estimated savings, unobligated balance.....						13,834
Total estimate or appropriation.....		464,500		363,500		418,700

Naval Stores Act: For enabling the Secretary to carry into effect the provisions of the Naval Stores Act of March 3, 1923 (7 U. S. C. 91-99), **[\$30,100] \$33,800.** (Act of May 5, 1945, Public Law 52.)

Estimate 1947, \$33,800

Appropriated 1946, \$30,100

By objects	Obligations					
	Estimate, 1947		Estimate, 1946		Actual, 1945	
	Man-years	Total salary	Man-years	Total salary	Man-years	Total salary
<b>PERSONAL SERVICES, DEPARTMENTAL</b>						
Clerical, administrative, and fiscal service:						
Grade 4. Range \$2,100 to \$2,496.....	0.6	\$1,436	0.7	\$1,668	1	\$1,920



By objects	Obligations					
	Estimate, 1947		Estimate, 1946		Actual, 1945	
<b>PERSONAL SERVICES, DEPARTMENTAL—CON.</b>						
Professional service:	Man-years	Total salary	Man-years	Total salary	Man-years	Total salary
Grade 5. Range \$5,180 to \$6,020:						
Chief of section	1	\$5,600	1	\$5,600	1	\$4,800
Grade 3. Range \$3,640 to \$4,300:						
Chemist	1	3,970	1	3,970	1	3,400
Grade 2. Range \$2,980 to \$3,640:						
Chemist	1	3,090	1	3,090	1	2,600
Total permanent, departmental	3.6	14,096	3.7	14,328	4	12,730
Overtime pay, departmental				300		2,235
All personal services, departmental	3.6	14,096	3.7	14,628	4	14,955
<b>PERSONAL SERVICES, FIELD</b>						
Professional service:	Man-years	Total salary	Man-years	Total salary	Man-years	Total salary
Grade 3. Range \$3,640 to \$4,300:						
Naval stores classifier	0.7	2,961	0.7	2,961	0.8	2,891
Grade 2. Range \$2,980 to \$3,640:						
Chemist	4	12,800	4	12,628	3.1	9,209
Total permanent field	4.7	15,761	4.7	15,589	4.2	12,100
Overtime pay, field				409		2,447
All personal services, field	4.7	15,761	4.7	15,989	4.2	14,547
01 Personal services (net)	8.3	29,857	8.4	30,617	8.2	29,502
<b>OTHER OBLIGATIONS</b>						
02 Travel		1,370		1,470		1,026
03 Transportation of things		38		38		10
04 Communication services		275		295		902
05 Rents and utility services						193
07 Other contractual services		360		480		468
08 Supplies and materials		1,100		1,300		675
09 Equipment		800		400		435
Total other obligations		3,943		3,983		3,709
Grand total obligations		33,800		34,600		33,211
Covered into Treasury as miscellaneous receipts, Public Law 529						+6
Excess of obligations over appropriation due to Public Law 106				-4,500		
Estimated savings, unobligated balance						1,511
Total estimate or appropriation		33,800		30,100		34,728

**Insecticide Act:** For enabling the Secretary to carry into effect the provisions of the Act of April 26, 1910 (7 U. S. C. 121-134), entitled "An Act for preventing the manufacture, sale, or transportation of adulterated or misbranded paris greens, lead arsenates, other insecticides, and also fungicides, and for regulating traffic therein, and for other purposes", **[\$186,800] \$262,500.**

**Insecticide Act:** For an additional amount, fiscal year 1946, for "Insecticide Act", including the objects specified under this head in the Department of Agriculture Appropriation Act, 1946, \$26,500, and the limitation on the amount which may be expended for departmental personal services in the District of Columbia is hereby increased from "\$1,228,446" to "\$1,235,446". (Act of May 5, 1945, Public Law 52; Act of Dec. 28, 1945, Public Law 269.)

Estimate 1947, **\$262,500**                      Appropriated 1946, **\$213,300**

By objects	Obligations					
	Estimate, 1947		Estimate, 1946		Actual, 1945	
<b>PERSONAL SERVICES, DEPARTMENTAL</b>						
Clerical, administrative, and fiscal service:	Man-years	Total salary	Man-years	Total salary	Man-years	Total salary
Grade 13. Range \$6,230 to \$7,070:						
Chief of division	1	\$6,230	1	\$6,230	0.8	\$4,705
Grade 12. Range \$5,180 to \$6,020:						
Organization and management analyst	1	5,390	1	5,301		
Grade 11. Range \$4,300 to \$5,180:						
Administrative officer	0.5	2,216	0.5	2,216	0.7	2,874
Procedure analyst	1	4,520	1	4,520		
Grade 5. Range \$2,320 to \$2,980:						
Chemist	2	4,970	2	4,940	1	2,079
Grade 4. Range \$2,100 to \$2,496:						
Chemist	2.7	6,409	2.7	6,409	2	3,630
Grade 3. Range \$1,902 to \$2,298:						
Chemist	4	8,136	3	6,216	2.6	4,617
Grade 2. Range \$1,704 to \$2,100:						
Chemist	0.5	852	0.5	852		
Professional service:						
Grade 5. Range \$5,180 to \$6,020:						
Chief of section	1	6,020	1	6,020	0.9	5,104
Grade 4. Range \$4,300 to \$5,180:						
Chemist	1	4,300	0.5	2,150		
Entomologist	0.8	3,637	0.5	2,150		
Total permanent, departmental	15.5	52,680	13.7	47,004	8	23,000
Temporary employment, departmental					0.1	180
Overtime pay, departmental				750		3,873
All personal services, departmental	15.5	52,680	13.7	47,754	8.1	27,062

By objects	Obligations					
	Estimate, 1947		Estimate, 1946		Actual, 1945	
<b>PERSONAL SERVICES, FIELD</b>						
Clerical, administrative, and fiscal service:	Man-years	Total salary	Man-years	Total salary	Man-years	Total salary
Grade 9. Range \$3,640 to \$4,300:						
Investigator	7	\$26,250	7	\$25,689	2.9	\$10,371
Grade 7. Range \$2,980 to \$3,640:						
Chemist	2	5,960	1.5	4,470	5	12,966
Grade 5. Range \$2,320 to \$2,980:						
Chemist	1	2,320	0.5	1,160	0.9	1,859
Grade 4. Range \$2,100 to \$2,496:						
Chemist	2	4,728	2	4,664	2	3,970
Grade 3. Range \$1,902 to \$2,298:						
Chemist	2	4,002	2	3,972	1.9	3,230
Grade 2. Range \$1,704 to \$2,100:						
Chemist					1.4	2,210
Grade 1. Range \$1,506 to \$1,902:					0.7	926
Professional service:						
Grade 6. Range \$6,230 to \$7,070:						
Chemist						0.1 651
Grade 5. Range \$5,180 to \$6,020:						
Bacteriologist	1	5,600	1	5,600	0.9	4,537
Chemist	2	11,620	2	11,620	2	9,830
Entomologist	1	5,810	1	5,754		
Marketing specialist					0.9	4,726
Pathologist	1	6,020	1	6,020	0.9	5,105
Grade 4. Range \$4,300 to \$5,180:						
Chemist	3	14,000	3	13,628	2.7	10,996
Plant pathologist	1	4,300	0.5	2,150	1.2	4,593
Grade 3. Range \$3,640 to \$4,300:						
Chemist	5	19,300	4.5	17,413	6.3	21,362
Entomologist	2	7,720	1.5	5,870	0.9	3,308
Pathologist	2	8,600	2	8,540		
Grade 2. Range \$2,980 to \$3,640:						
Chemist	8.5	26,980	7.5	23,066	6	15,954
Grade 1. Range \$2,320 to \$2,980:						
Chemist	1	2,430	1	2,430	0.9	1,890
Subprofessional service:						
Grade 5. Range \$2,100 to \$2,496:						
Chemist	1	2,166	1	2,128	0.9	1,702
Grade 4. Range \$1,902 to \$2,298:						
Chemist	1	1,968	1	1,968	1.6	2,707
Grade 3. Range \$1,704 to \$2,100:						
Chemist	1	1,704	0.5	852		
Grade 2. Range \$1,572 to \$1,968:						
Chemist	2	3,210	1.5	2,424	1	1,422
Crafts, protective, and custodial service:						
Grade 3. Range \$1,572 to \$1,902:						
Chemist	1	1,628	1	1,620		
Grade 2. Range \$1,440 to \$1,770:						1.3 1,631
Total permanent, field	47.5	166,326	43	151,878	42.4	125,946
Temporary employment, field	0.6	1,114	0.2	455	0.6	652
Part-time employment, field	0.7	1,417	1.3	2,408		
W. A. E. employment, field	0.4	713	0.8	1,430	0.2	301
Overtime pay, field				3,000		23,244
All personal services, field	49.2	169,570	45.3	159,171	43.2	150,143
01 Personal services (net)	64.7	222,250	59	206,925	51.3	177,205
<b>OTHER OBLIGATIONS</b>						
02 Travel		12,300		11,750		9,816
03 Transportation of things		2,200		2,000		1,992
04 Communication services		650		625		731
05 Rents and utility services		6,900		6,340		4,490
07 Other contractual services		4,800		4,160		4,852
08 Supplies and materials		7,900		5,700		8,105
09 Equipment		5,500		3,500		1,591
Total other obligations		40,250		34,075		31,577
Grand total obligations		262,500		241,000		208,782
Reimbursements for services performed						-139
Net total obligations		262,500		241,000		208,643
Covered into Treasury as miscellaneous receipts, Public Law 529						+65
Excess of obligations over appropriation due to Public Law 106				-27,700		
Estimated savings, unobligated balance						6,500
Total estimate or appropriation		262,500		213,300		215,208

**Commodity Exchange Act:** To enable the Secretary to carry into effect the provisions of the Commodity Exchange Act, as amended (7 U. S. C. 1-17a), **[\$300,000] \$645,000.** (Act of May 5, 1945, Public Law 52.)

Estimate 1947, **\$645,000**                      Appropriated 1946, **\$300,000**

By objects	Obligations					
	Estimate, 1947		Estimate, 1946		Actual, 1945	
<b>PERSONAL SERVICES, DEPARTMENTAL</b>						
Clerical, administrative, and fiscal service:	Man-years	Total salary	Man-years	Total salary	Man-years	Total salary
Grade 14. Range \$7,175 to \$8,225:						
Accountant	0.2	\$1,435	0.2	\$1,435		
Grade 13. Range \$6,230 to \$7,070:						
Commodity exchange investigator	1	6,230			0.3	\$2,242
Executive officer						
Grade 12. Range \$5,180 to \$6,020:						
Commodity exchange investigator	3	17,010	2	11,718	1.3	6,685
Financial analyst	1	5,180				
Marketing specialist	2	10,360				
Grade 11. Range \$4,300 to \$5,180:						
Accountant	1.2	5,160	0.2	860		
Financial analyst	1	4,300				
Marketing specialist	1	4,300				

**PRODUCTION AND MARKETING ADMINISTRATION—Continued**

**MARKETING [SERVICE] SERVICES—Continued**

**Salaries and Expenses, Marketing Services—Continued**

By objects	Obligations					
	Estimate, 1947		Estimate, 1946		Actual, 1945	
<b>PERSONAL SERVICES, DEPARTMENTAL—continued</b>						
Clerical, administrative, and fiscal service—Continued	Man-years	Total salary	Man-years	Total salary	Man-years	Total salary
Grade 9. Range \$3,640 to \$4,300:						
Marketing specialist	2	\$7,280				
Grade 7. Range \$2,980 to \$3,640:	2	7,150	2	\$7,010	3	\$8,145
Grade 6. Range \$2,650 to \$3,310:	1	3,310	1	3,310	1.3	3,187
Grade 5. Range \$2,320 to \$2,980:	6	14,140	2	4,780	4.6	9,364
Grade 4. Range \$2,100 to \$2,496:	6	12,798	3	6,440	4.5	8,412
Grade 3. Range \$1,902 to \$2,298:	6	11,412	2	3,804	2	3,323
Grade 2. Range \$1,704 to \$2,100:	2	3,408	1	1,704	0.3	471
Professional service:						
Grade 7. Range \$7,175 to \$8,225:						
Agricultural economist					0.4	2,602
Assistant director	0.5	3,850	0.5	3,850	0.9	6,980
Assistant to director	0.2	1,435	0.2	1,435		
Chief, commodity exchange supervision division	1	7,175	1	7,175	0.1	867
Grade 6. Range \$6,230 to \$7,070:						
Legal administrator	1	6,650	1	6,594	0.9	5,234
Trade analyst	1	6,440	1	6,440	0.9	5,224
Grade 5. Range \$5,180 to \$6,020:						
Trading analyst	2	10,360				
Grade 2. Range \$2,980 to \$3,640:	2	6,400	2	6,282	1.8	4,864
Grade 1. Range \$2,320 to \$2,980:	1	2,320	1	2,320		
Department of Agriculture grades:						
Grade 28. Range \$9,800 to \$10,000:						
Director	0.2	1,960	0.2	1,960		
Total permanent, departmental	44.5	160,063	20.5	77,117	22.3	66,690
Temporary employment, departmental					0.3	655
Overtime pay, departmental				1,430		11,423
All personal services, departmental	44.5	160,063	20.5	78,547	22.6	78,768
<b>PERSONAL SERVICES, FIELD</b>						
Clerical, administrative, and fiscal service:						
Grade 12. Range \$5,180 to \$6,020:						
Accountant	4	21,350	2	10,934	1.8	8,553
Commodity exchange investigator	3	16,170	1	5,754	0.6	3,125
Marketing specialist	2	10,360				
Grade 11. Range \$4,300 to \$5,180:						
Accountant	10	44,760	5	23,099	5.3	20,604
Commodity exchange investigator	7	30,100			0.9	3,500
Marketing specialist	3	12,900				
Grade 9. Range \$3,640 to \$4,300:						
Accountant	3	11,030	1	3,750	0.5	1,600
Commodity exchange investigator	4	14,560				
Grade 7. Range \$2,980 to \$3,640:	9	28,470	4	13,362	3.7	10,374
Grade 6. Range \$2,650 to \$3,310:					1.4	3,293
Grade 5. Range \$2,320 to \$2,980:	6.4	16,440	4.4	11,677	2.6	5,838
Grade 4. Range \$2,100 to \$2,496:	12	26,718	10	22,423	9.4	17,894
Grade 3. Range \$1,902 to \$2,298:	28.4	58,489	21.4	44,820	25.3	44,182
Grade 2. Range \$1,704 to \$2,100:	12	21,042	6	10,744	4.8	7,136
Professional service:						
Grade 6. Range \$6,230 to \$7,070:						
Commodity exchange supervisor	1	7,070	1	7,014	0.9	5,333
Grain supervisor	1	7,070	1	7,070	1	6,199
Grade 5. Range \$5,180 to \$6,020:						
Commodity exchange supervisor	4	23,250	4	23,082	4	20,100
Grain exchange supervisor	1	5,810	1	5,710	1	5,000
Trading analyst	2	10,360				
Grade 4. Range \$4,300 to \$5,180:						
Economist	1	4,520	1	4,427	1	3,800
Grade 3. Range \$3,640 to \$4,300:						
Trading analyst	1	3,970	1	3,940	0.6	1,983
Grade 1. Range \$2,320 to \$2,980:	1	2,980	1	2,980	1	2,600
Crafts, protective, and custodial service:						
Grade 3. Range \$1,572 to \$1,902:					1	1,383
Grade 2. Range \$1,440 to \$1,770:	1	1,505	1	1,465	0.8	1,055
Total permanent, field	116.8	378,925	65.8	202,251	67.6	173,552
Overtime pay, field				4,290		31,171
All personal services, field	116.8	378,925	65.8	206,541	67.6	204,723
01 Personal services (net)	161.3	538,988	86.3	285,088	90.2	283,491
<b>OTHER OBLIGATIONS</b>						
02 Travel		40,250		5,300		5,859
03 Transportation of things		400		400		752
04 Communication services		7,000		4,900		7,372
05 Rents and utility services		39,687		37,737		35,578
07 Other contractual services		7,475		4,475		4,555
08 Supplies and materials		9,150		1,800		2,245
09 Equipment		2,050		1,800		7
Total other obligations		106,012		56,412		56,368
Grand total obligations		645,000		341,500		339,859
Covered into Treasury as miscellaneous receipts, Public Law 529						+309
Excess of obligations over appropriation due to Public Law 106				-41,500		

By objects	Obligations		
	Estimate, 1947	Estimate, 1946	Actual, 1945
Estimated savings, unobligated balance			\$8,629
Total estimate or appropriation	\$645,000	\$300,000	348,797
<b>BY PROJECTS OR FUNCTIONS</b>			
1. Licensing	\$31,500	\$31,300	\$27,400
2. Supervision of trading	292,940	197,380	175,295
3. Audits	126,360	41,100	36,000
4. Compliance investigations	194,200	66,000	58,570
5. Overtime pay		5,720	42,594
Grand total obligations	645,000	341,500	339,859
Adjustments (see objects schedule for detail)		-41,500	+8,938
Total estimate or appropriation	645,000	300,000	348,797

Freight rates for farm products: To carry out the provisions of section 201 (a) to 201 (d), inclusive, of title II of the Agricultural Adjustment Act of 1938 (7 U. S. C. 1291), [ \$84,200 ] \$123,000. (Act of May 5, 1945, Public Law 52.)

Estimate 1947, \$123,000

Appropriated 1946, \$84,200

By objects	Obligations					
	Estimate, 1947		Estimate, 1946		Actual, 1945	
<b>PERSONAL SERVICES, DEPARTMENTAL</b>	Man-years	Total salary	Man-years	Total salary	Man-years	Total salary
Clerical, administrative, and fiscal service:						
Grade 12. Range \$5,180 to \$6,020:						
Agricultural transportation specialist	3	\$16,170	3	\$15,684	3	\$13,800
Budget analyst	1	5,390	1	5,255		
Grade 11. Range \$4,300 to \$5,180:						
Agricultural transportation specialist	4.9	21,830	3	13,323	2.8	10,777
Grade 9. Range \$3,640 to \$4,300:						
Rate clerk	1	3,640				
Transportation specialist	2	7,610	2	7,525	2	6,450
Grade 5. Range \$2,320 to \$2,980:	2	4,860	2	4,754	1.5	3,151
Grade 4. Range \$2,100 to \$2,496:	3	6,432	2	4,269	1.4	2,610
Grade 3. Range \$1,902 to \$2,298:	2.8	5,577	2.9	5,718	3.4	6,633
Professional service:						
Grade 7. Range \$7,175 to \$8,225:						
Chief of division	1	7,437	1	7,437	1	6,500
Grade 6. Range \$6,230 to \$7,070:						
Agricultural transportation economist	0.9	5,684				
Agricultural transportation specialist	1	6,440	1	6,270	1	5,600
Cost accountant	1	6,230				
Maritime specialist	1	6,230	1	6,230		
Grade 5. Range \$5,180 to \$6,020:						
Accountant	1	5,180	1	5,180		
Grade 2. Range \$2,980 to \$3,640:	1	2,980	1	2,980		
Crafts, protective, and custodial service:						
Grade 3. Range \$1,572 to \$1,902:					0.3	416
Total permanent, departmental	26.6	111,690	20.9	84,655	16.4	54,937
Overtime pay, departmental				1,435		8,564
01 Personal services (net)	26.6	111,690	20.9	86,090	16.4	63,501
<b>OTHER OBLIGATIONS</b>						
02 Travel		8,200		7,200		6,320
03 Transportation of things		100		100		68
04 Communication services		1,650		1,550		1,440
07 Other contractual services		200		200		1,142
08 Supplies and materials		1,000		900		2,781
09 Equipment		160		160		194
Total other obligations		11,310		10,110		11,945
Grand total obligations		123,000		96,200		75,446
Covered into Treasury as miscellaneous receipts, Public Law 529						+30
Excess of obligations over appropriation due to Public Law 106				-12,000		3,286
Estimated savings, unobligated balance						
Total estimate or appropriation		123,000		84,200		78,762

**Salaries and Expenses, Marketing Services (Transfer From Bureau of Animal Industry)—**

By objects	Obligations		
	Estimate, 1947	Estimate, 1946	Actual, 1945
<b>PERSONAL SERVICES, DEPARTMENTAL</b>			
Clerical, administrative, and fiscal service:			
Grade 14. Range \$7,175 to \$8,225:			
Chief, budget and organization division	Man-years	Total salary	Man-years
			0.5
			\$2,987



By objects	Obligations					
	Estimate, 1947		Estimate, 1946		Actual, 1945	
<b>PERSONAL SERVICES, DEPARTMENTAL—cont.</b>						
Clerical, administrative, and fiscal service—Continued						
Grade 13. Range \$6,230 to \$7,070: Assistant to chief	1	\$6,230	1	\$6,230		
Grade 11. Range \$4,300 to \$5,180: Accountant					0.5	\$3,154
Budget analyst					1	3,929
Grade 10. Range \$3,970 to \$4,630: Administrative officer	1	3,970	1	3,970	0.8	2,927
Grade 9. Range \$3,640 to \$4,300: Accountant	2	7,280	2	7,280	0.8	2,655
Administrative assistant	1	3,750	1	3,750		
Budget analyst					0.7	2,205
Grade 7. Range \$2,980 to \$3,640	3	9,160	3	9,130	6.3	16,669
Grade 6. Range \$2,650 to \$3,310	1	2,870	1	2,870	1.2	2,746
Grade 5. Range \$2,320 to \$2,980	7	17,010	7	16,928	6.7	15,905
Grade 4. Range \$2,100 to \$2,496	15	32,556	15	32,415	12.7	25,903
Grade 3. Range \$1,902 to \$2,298	11.5	22,632	11.5	22,465	11.5	19,779
Grade 2. Range \$1,704 to \$2,100	4	7,674	4	7,656	3.1	3,021
Professional service:						
Grade 7. Range \$7,175 to \$8,225: Chief of division	1	7,438	1	7,207	1	6,500
Grade 6. Range \$6,230 to \$7,070: Architectural engineer	1	6,440	1	6,254	1	5,600
Chemist	1	6,440	1	6,254	1	5,600
Veterinarian	4	25,700	4	25,073	4	22,515
Grade 5. Range \$5,180 to \$6,020: Chemist	1	5,180	1	5,180	0.8	3,699
Veterinarian	2	10,780	2	10,481	1.8	8,454
Grade 4. Range \$4,300 to \$5,150: Chemist	1	4,300	1	4,300	0.8	3,056
Grade 3. Range \$3,640 to \$4,300: Chemist	2	7,500	2	7,348	1	3,300
Crafts, protective, and custodial service:						
Grade 3. Range \$1,572 to \$1,902	1	1,704	1	1,704	1.1	1,489
Grade 2. Range \$1,440 to \$1,770	1	1,572	1	1,572	1	1,302
Total permanent, departmental	61.5	190,246	61.5	188,067	59.9	161,395
Temporary employment, departmental					0.3	570
Overtime pay, departmental				3,900		29,192
All personal services, departmental	61.5	190,246	61.5	191,967	60.2	191,157
<b>PERSONAL SERVICES, FIELD</b>						
Clerical, administrative, and fiscal service:						
Grade 11. Range \$4,300 to \$5,180: Area administrative services officer	1	5,180	1	5,180		
Fiscal accountant	1	4,300	1	4,300		
Grade 9. Range \$3,640 to \$4,300: Accountant	1	3,640	1	3,640		
Meat inspector	7	26,360	7	26,324	6.7	21,557
Grade 8. Range \$3,310 to \$3,970	17	58,030	17	57,789	17.5	51,867
Grade 7. Range \$2,980 to \$3,640	194	604,520	194	600,869	196.7	512,137
Grade 6. Range \$2,650 to \$3,310	733	2,065,303	741	2,072,724	804	1,860,867
Grade 5. Range \$2,320 to \$2,980	711	1,775,030	711	1,763,156	688	1,393,940
Grade 4. Range \$2,100 to \$2,496	464.4	1,009,422	464.4	1,003,231	433.3	784,747
Grade 3. Range \$1,902 to \$2,298	137.2	270,701	137.2	268,446	131.6	213,873
Grade 2. Range \$1,704 to \$2,100	9	15,930	9	15,692	39.2	56,253
Professional service:						
Grade 6. Range \$6,230 to \$7,070: Veterinarian	7	44,870	7	44,119	6.1	34,234
Grade 5. Range \$5,180 to \$6,020: Veterinarian	26	141,190	26	138,073	27.4	128,651
Grade 4. Range \$4,300 to \$5,150: Chemist	5	23,260	5	22,855	1.4	5,651
Veterinarian	75	327,340	75	322,811	74.7	287,052
Grade 3. Range \$3,640 to \$4,300: Chemist	2	7,500	2	7,500	0.8	2,638
Veterinarian	420	1,597,100	430	1,625,724	410.3	1,344,409
Grade 2. Range \$2,980 to \$3,640	278	859,350	282	853,740	295.2	767,520
Grade 1. Range \$2,320 to \$2,980	16.4	38,108	16.4	38,061	35.5	77,167
Subprofessional service:						
Grade 2. Range \$1,572 to \$1,968	3	4,848	3	4,813		
Crafts, protective, and custodial service:						
Grade 2. Range \$1,440 to \$1,770	5	7,860	5	7,806	5	6,331
Total permanent, field	3,113	8,889,842	3,135	8,886,853	3,173.4	7,548,894
Temporary employment, field					1.6	2,640
Overtime pay reimbursed by packers, field		2,000,000		2,000,000		1,029,683
Overtime pay, field				230,287		1,571,059
Night-work differential, field		45,850		45,850		
Additional pay for foreign service, field		3,195		3,195		717
All personal services, field	3,113	10,938,887	3,135	11,166,155	3,175	10,153,023
01 Personal services (net)	3,174.5	11,129,133	3,196.5	11,385,152	3,235.2	10,344,180
<b>OTHER OBLIGATIONS</b>						
02 Travel		97,582		97,682		85,427
03 Transportation of things		15,500		25,500		20,757

By objects	Obligations		
	Estimate, 1947	Estimate, 1946	Actual, 1945
<b>OTHER OBLIGATIONS—continued</b>			
04 Communication services	\$10,400	\$10,400	\$10,047
05 Rents and utility services	26,600	26,600	13,159
06 Printing and binding	35,000	33,000	55,595
07 Other contractual services	15,900	16,400	16,242
08 Supplies and materials	26,100	26,100	26,344
09 Equipment	7,000	3,500	2,746
Total other obligations	234,682	239,182	230,617
Grand total obligations	11,363,215	11,597,334	10,574,497
Reimbursements for services performed	-2,223,950	-2,228,450	-1,229,683
Transferred to "Salaries and expenses, Office of Information"			+10,100
Received by transfer from "Salaries and expenses, animal industry, Agricultural Research Administration":			
Inspection and quarantine	-10,713	-10,570	-14,364
Meat inspection	-9,128,552	-9,358,014	-9,370,394
Covered into Treasury as miscellaneous receipts, Public Law 529			+156
Estimated savings, unobligated balance			29,688
Total estimate or appropriation			
<b>BY PROJECTS OR FUNCTIONS</b>			
1. Meat inspection operations at packing plants under the Federal meat inspection service	\$8,984,652	\$8,984,652	\$7,642,341
2. Determination of adulterations and other objectionable conditions in meat and meat food products by laboratory analysis	108,500	108,500	93,200
3. Inspection of imported meats and meat food products	35,400	35,400	31,066
4. Enforcement of the 28-hour law	10,713	10,645	11,458
5. Services performed for other agencies	2,223,950	2,223,950	1,196,151
6. Overtime pay	234,187	234,187	1,600,281
Grand total obligations	11,363,215	11,597,334	10,574,497
Adjustments (see objects schedule for detail)	-11,363,215	-11,597,334	-10,574,497
Total estimate or appropriation			

Total, marketing services, annual appropriations, general account:

Estimate 1947, \$9,487,100      Appropriated 1946, \$6,552,400

**[WAR FOOD ADMINISTRATION]**

**Salaries and Expenses, War Food Administration, Department of Agriculture—**

Salaries and expenses: For expenses necessary to enable the War Food Administration to perform its functions, including those prescribed by Executive Orders 9280, 9310, 9322, 9328, and 9334, independently or in cooperation (by transfer of funds or otherwise) with public and private agencies and individuals, other personal services in the District of Columbia and elsewhere, including not to exceed \$25,000 for employment pursuant to the second sentence of section 706 (a) of the Act of September 21, 1944 (Public Law 425); actual transportation and other necessary expenses, and not to exceed \$10 per diem in lieu of subsistence, of persons serving while away from their permanent homes in an advisory capacity to or employed by the War Food Administration, without other compensation from the United States, except that such expenditures shall not exceed \$115,000; printing and binding; the purchase of law-books, books of reference, periodicals, and not to exceed \$700 for newspapers; and the purchase of one, operation, and maintenance of two passenger-carrying vehicles in the District of Columbia; \$14,986,472, including \$275,000 for the wage stabilization program, and, in the absence of other governing statute, the provisions of law applicable to such program during the fiscal year 1945 are continued during the current fiscal year: *Provided*, That none of the funds herein appropriated shall be used for the promulgation or execution of orders under which assessments are made against producers or handlers of agricultural products, excepting walnuts, for administration of such orders: *Provided further*, That no part of this appropriation shall be used for agricultural wage stabilization with respect to any commodity unless a majority of the producers of such commodity within the area affected participating in a referendum or meeting held for that purpose request the intervention of the Administrator of the War Food Administration.

Salaries and expenses: The limitation on the amount which may be expended for the agricultural wage stabilization program under the appropriation "Salaries and expenses, War Food Administration", in the Department of Agriculture Appropriation Act,

PRODUCTION AND MARKETING ADMINISTRATION—Con.

【WAR FOOD ADMINISTRATION】—Continued

Salaries and Expenses, War Food Administration, Department of Agriculture—Continued

1946, is hereby increased from "\$275,000" to "\$373,700." (Act of May 5, 1945, Public Law 52; Act of Dec. 28, 1945, Public Law 269.)

Annual appropriation, general account:

Appropriated 1946, \$14,986,472

By objects	Obligations		
	Estimate, 1947	Estimate, 1946	Actual, 1945
<b>PERSONAL SERVICES, DEPARTMENTAL</b>			
Clerical, administrative, and fiscal service—Continued			
Grade 15. Range \$8,750 to \$9,800:			
Administrative officer			0.8 \$6,333
Chief, field relations	0.5	\$4,375	
Executive officer	1.2	10,937	2.7 21,244
Grade 14. Range \$7,175 to \$8,225:			
Accountant	2.8	20,483	1.1 7,153
Administrative analyst	0.4	2,870	1 6,500
Administrative officer	7.5	54,612	11.9 79,520
Assistant chief of division	0.1	785	0.3 1,610
Assistant to director			0.8 5,124
Chief, food industries division	1	7,175	0.7 4,658
Industrial analyst	0.8	5,740	1.6 10,292
Industrial specialist	0.8	5,890	1.6 10,522
Investigator	1	7,619	1.1 7,153
Marketing specialist	8	58,529	9.1 59,097
Program officer			0.8 4,619
Transportation officer	0.2	1,435	0.3 1,931
Grade 13. Range \$6,230 to \$7,070:			
Accountant	3	19,470	3.7 20,669
Administrative analyst	0.6	3,755	1.4 8,135
Administrative officer	7.9	49,588	11.6 64,960
Agriculturist	0.5	3,129	1.1 5,973
Assistant chief, food industries division			0.4 2,351
Budget analyst			1 5,814
Business specialist	0.6	3,755	1 5,600
Chief, administrative services division	0.1	623	
Chief, information division	0.1	623	
Chief of section	0.6	3,439	0.8 4,200
Compliance investigator	1	6,440	0.8 4,597
Field supervisor	2	12,460	
Industrial adviser	0.3	2,112	1 6,300
Industrial analyst	2.9	18,057	3.6 19,490
Industrial feeding specialist	0.5	3,129	0.8 4,667
Industrial specialist	12	75,786	17.4 97,646
Liaison officer	0.2	1,127	0.3 1,680
Marketing specialist	23.1		29.3
		142,333	165,432
Purchasing officer	0.5	3,223	0.9 4,807
Storage specialist	0.4	2,254	0.8 4,698
Transportation specialist	0.5	3,129	1 5,600
Grade 12. Range \$5,180 to \$6,020:			
Accountant	3.2	16,927	3.2 14,724
Administrative analyst	1.3	6,593	4.1 18,616
Administrative officer	9.6	51,692	17.9 82,876
Budget analyst	0.3	1,554	1.1 4,855
Commercial specialist	1.4	7,703	3.8 17,633
Compliance investigator	1	5,320	3.3 15,430
Compliance specialist	2	10,570	1.1 5,062
Industrial analyst	2.5	13,450	5 22,840
Industrial feeding specialist	0.5	2,689	2.1 9,759
Industrial specialist	7.3	39,238	13.7 64,052
Investigator	1	5,180	
Labor relations specialist	1	5,326	2.8 12,286
Marketing specialist	16.5		30.9
		89,622	142,695
Organization and management specialist			1.4 6,562
Purchasing officer	0.2	1,267	1 4,600
Storage specialist	0.4	2,323	1 4,600
Grade 11. Range \$4,300 to \$5,180:			
Accountant	1.7	7,275	6.1 24,535
Administrative analyst	1.2	5,982	5.4 20,575
Administrative officer	7.7	34,679	17.1 65,296
Commercial specialist	0.8	3,661	2.3 8,867
Industrial analyst	3.5	16,409	5 19,495
Industrial feeding specialist	0.1	368	0.3 1,267
Industrial specialist	3.5	15,250	6.3 24,021
Investigator	1.1	4,704	1.3 4,815
Labor relations specialist	1	4,410	0.2 697
Marketing specialist	9.3	41,870	14.1 53,723
Grade 10. Range \$3,970 to \$4,630:			
Administrative officer	0.1	408	1.1 3,851
Grade 9. Range \$3,640 to \$4,300:			
Accountant	0.3	1,095	2 6,400
Administrative analyst	0.4	1,779	3.3 10,400
Administrative assistant	8.2	30,519	22.2 67,481
Budget analyst	0.8	2,904	5.9 16,978
Commercial specialist	0.1	297	0.5 1,733
Extension specialist	1.0	3,833	0.9 2,884
Fiscal accountant	1.3	4,883	2.2 7,043
Industrial analyst	4	14,577	4.5 14,413
Industrial specialist	2.9	10,869	3.9 12,500
Information specialist	0.1	364	0.3 1,100
Labor relations specialist			1 3,200
Marketing specialist	1.4	5,422	11.9 38,384
Personnel technician	0.5	1,945	5.1 16,448
Grade 8. Range \$3,310 to \$3,970:			
	1.4	4,733	4.7 13,799

By objects	Obligations		
	Estimate, 1947	Estimate, 1946	Actual, 1945
<b>PERSONAL SERVICES, DEPARTMENTAL—CON.</b>			
Clerical, administrative, and fiscal service—Continued			
Grade 7. Range \$2,980 to \$3,640:			
		47	81.6
		\$143,957	\$212,941
Grade 6. Range \$2,650 to \$3,310:		7.8 21,777	8.7 20,068
Grade 5. Range \$2,320 to \$2,980:		104	159.2
		251,905	322,844
Grade 4. Range \$2,100 to \$2,496:		146.2	271.3
		320,010	502,231
Grade 3. Range \$1,902 to \$2,298:		54.6	120.4
		107,325	197,036
Grade 2. Range \$1,704 to \$2,100:		13.5 23,672	28.7 41,815
Grade 1. Range \$1,506 to \$1,902:			2.3 3,410
Professional service:			
Grade 8. Range \$8,750 to \$9,800:			
Chemist			0.4 3,333
Economist			0.1 911
Special assistant and consultant	0.5	4,900	1 8,000
Grade 7. Range \$7,175 to \$8,225:			
Agricultural economist	15.9		12.9
		116,160	83,159
Assistant director, office of price	0.5	3,733	1 6,500
Chemist	0.4	2,900	1 6,750
Chief, wage stabilization division	1	7,175	
Deputy director	6.5	3,850	
Economist-analyst	0.5	3,587	1 6,500
Nutritionist	1	7,384	1.1 7,153
Grade 6. Range \$6,230 to \$7,070:			
Agricultural economist	21.7		24.4
		138,192	141,340
Agricultural engineer	0.3	1,869	0.6 3,300
Assistant chief, wage stabilization division	1	6,230	1 5,650
Chemist	0.4	2,492	1 6,400
Dairy and poultry specialist			0.5 2,300
Economic analyst	0.9	5,607	1.9 10,964
Economist			0.3 1,939
Food technician			1.5 8,400
Industrial engineer	0.2	1,289	1 5,800
Information specialist	2.4	15,070	2.9 16,640
Nutritionist	1	6,319	2.2 12,325
Price analyst	1	6,352	
Wage rate analyst			0.5 2,100
Grade 5. Range \$5,180 to \$6,020:			
Agricultural economist	16.5	87,760	19.9 92,579
Agricultural engineer			0.1 217
Agricultural statistician	2.2	11,447	1.1 5,062
Chemist	0.7	3,626	1.2 6,388
Economic analyst	0.2	1,036	0.4 1,846
Food technician	0.9	4,838	0.2 975
Information specialist	2	10,360	1.8 8,436
Labor nutrition education specialist	2	10,432	1.1 5,282
Nutritionist	0.5	2,695	6.6 30,518
Trade analyst			1.1 5,061
Wage rate analyst	2	10,360	2.8 12,837
Grade 4. Range \$4,300 to \$5,180:			
Agricultural economist	9.2	40,445	14.7 56,106
Agricultural statistician	3.2	13,921	1.8 6,965
Chemist	0.5	2,200	1.1 4,096
Economic analyst	0.5	2,150	0.9 3,430
Economist	0.2	890	0.5 1,804
Information specialist	2.2	9,600	2.8 11,371
Nutritionist			2.2 8,363
Statistician	0.3	1,290	0.7 2,533
Transportation economist	0.2	900	0.5 1,721
Wage rate analyst	4	17,420	3.6 14,362
Grade 3. Range \$3,640 to \$4,300:			
Agricultural economist	9.7	36,692	8.6 27,638
Agricultural statistician	5.4	19,906	3.1 9,741
Economic analyst	1.6	6,191	1.4 4,424
Industrial analyst	0.7	2,577	1.2 4,049
Information specialist	6.7	24,456	6.8 21,761
Nutritionist			1.6 5,126
Statistician	1	3,653	0.5 1,606
Wage rate analyst	1	3,640	1 3,225
Grade 2. Range \$2,980 to \$3,640:			
	26.2	79,717	34 88,050
Grade 1. Range \$2,320 to \$2,980:			
	12.2	29,379	13.6 27,750
Crafts, protective, and custodial service:			
Grade 4. Range \$1,770 to \$2,166:			
	0.1	192	2 3,000
Grade 3. Range \$1,572 to \$1,902:			
	20.5	33,249	36.4 48,898
Grade 2. Range \$1,440 to \$1,770:			
	2.2	3,150	6.4 7,833
Department of Agriculture grades:			
Grade 28. Range \$9,800 to \$10,000:			
Assistant administrator for regulatory and marketing service work	0.7	7,067	
Assistant director, materials and facilities			0.4 2,622
Associate director, fruit and vegetable branch	0.9	8,883	
Deputy director	0.2	1,972	1.5 13,125
Director, compliance and investigation branch	0.7	6,860	
Director, livestock branch	0.9	8,883	
Director, office of investigatory service	0.1	980	
Director, office of marketing services	0.1	1,010	1 9,250
Director, office of materials and facilities	0.3	2,940	1.1 9,775
Director, office of price	1	9,800	1 9,000
Director, office of transportation	1	9,800	0.8 7,450
Director, requirements and allocations	1	10,000	
Executive assistant to president and secretary	0.1	980	
Head of branch			0.5 4,500

By objects	Obligations			By objects	Obligations		
	Estimate, 1947	Estimate, 1946	Actual, 1945		Estimate, 1947	Estimate, 1946	Actual, 1945
<b>PERSONAL SERVICES, DEPARTMENTAL—CON.</b>				<b>PERSONAL SERVICES, FIELD—continued</b>			
Department of Agriculture grades—Con.	Man- Total	Man- Total	Man- Total	Clerical, administrative, and fiscal service—Continued	Man- Total	Man- Total	Man- Total
Grade 2s. Range \$9,800 to \$10,000—Con.	years salary	years salary	years salary	Grade 12. Range \$5,180 to \$6,020—Con.	years salary	years salary	years salary
Treasurer.....		0 1 \$950		Industrial specialist.....		1 2 3	
Vice president and director of supply		0 1 980		Information specialist.....		1 5,180	\$10,465
Grade 27. Range \$9,275 to \$9,800:				Investigator.....		1 5,180	1 9 9,241
Assistant treasurer.....		0 2 1,554		Marketing specialist.....		5 8 32,172	15 4 73,012
Grade 26. Range \$8,750 to \$9,800:				Personnel officer.....		1 5,344	0 7 3,190
Assistant deputy director.....		0 3 2,667	3 9 \$31,583	Regional personnel officer.....		0 3 1,756	0 4 1,850
Assistant director, cotton branch.....		0 4 3,605		State director.....		6 2 33,172	
Assistant director, grain branch.....		0 1 922		State supervisor.....			0 3 1,407
Assistant director, livestock branch.....		0 1 929		Tobacco inspector.....			0 1 490
Assistant director, requirements and allocations.....		1 7,750		Grade 11. Range \$4,300 to \$5,180:			
Assistant director, special commodities branch.....		0 9 8,112		Accountant.....		10 44,633	15 9 60,464
Assistant head of branch.....		1 9,012	1 9 15,952	Administrative officer.....		8 3 36,464	11 1 42,982
Chief, civilian food requirements branch.....			0 5 4,000	Area supervisor.....			5 9 22,386
Chief, compliance branch.....			0 7 6,300	Assistant chief of division.....		2 7 11,583	3 8 14,295
Chief, cotton and fiber branch.....		0 1 901	1 8,250	Assistant chief of section.....		1 3 5,533	1 8 6,770
Chief, dairy and poultry branch.....		0 1 901	1 8,250	Assistant district director.....		7 2 31,504	10 38,564
Chief, fats and oils branch.....		0 1 891	1 8,000	Assistant State director.....		7 4 32,036	
Chief, fruit and vegetable branch.....		0 1 901	1 8,000	Auditor.....			0 9 3,282
Chief, grain products branch.....		0 1 924		Chief of section.....		3 1 14,102	8 4 31,600
Chief, livestock and meats branch.....		0 1 926	1 8,000	Commercial specialist.....		0 3 1,905	0 8 3,058
Chief, procurement and price support branch.....		0 1 875		Commodity specialist.....			0 3 950
Chief, program liaison branch.....		0 1 875	0 3 2,502	District director.....		3 2 14,089	5 3 19,448
Chief, requirements and allocations control branch.....			1 8,340	District program assistant.....		1 4,328	1 3,225
Chief, school lunch and direct distribution branch.....		0 5 4,370		Executive officer.....		5 21,940	4 4 16,564
Chief, special commodities branch.....		0 1 901	1 8,250	Food preservation specialist.....		1 2 5,533	1 4,600
Chief, tobacco branch.....		0 1 910		Industrial feeding specialist.....		3 12,900	2 7,331
Deputy assistant administrator.....		1 4 12,453		Information specialist.....		2 5 10,985	6 2 22,960
Deputy director.....		0 9 7,676	1 4 11,050	Investigator.....		12 53,175	25 6 97,286
Director, dairy branch.....		0 4 3,605		Marketing specialist.....		3 2 13,998	9 6 37,054
Director, fats and oils branch.....		0 9 8,021		Personnel officer.....			0 8 3,000
Director, fruit and vegetable branch.....		0 4 3,605		Personnel technician.....		0 7 3,219	
Director, office of home food supply.....		0 2 2,187		Regional finance officer.....		0 5 2,263	0 7 2,630
Director, office of investigatory services.....			0 3 2,700	State director.....		0 8 3,270	
Director, tobacco branch.....		0 1 773		State program assistant.....			1 7 7,292
Special economic assistant to administrator.....			0 3 2,188	State supervisor.....			0 7 2,619
Grade 24. Range \$7,700 to \$8,750:				Subdistrict director.....		0 4 1,905	
Assistant deputy director.....		1 7,862	1 8 12,250	Tobacco inspector.....			0 1 367
Associate director, grain division.....		0 1 796		Grade 9. Range \$3,640 to \$4,300:			
Chief, industry operations branch.....		1 7,781	1 7,000	Accountant.....		16 60,287	29 7 94,860
Director, grain division.....		0 1 796		Administrative assistant.....		7 4 27,486	44 3 141,269
Economic consultant.....			0 1 992	Area program assistant.....			1 5 4,475
Grade 23. Range \$7,175 to \$8,225:				Area supervisor.....			9 6 29,995
Chief, administrative management division.....		0 1 717		Assistant chief of division.....		1 6 6,096	4 7 15,670
Chief, marketing reports division.....		1 7,175	0 5 3,250	Assistant chief of section.....		0 7 2,748	2 1 7,000
Chief, personnel division.....		0 1 717		Assistant State director.....		0 6 2,031	
Chief, reports and special programs branch.....		0 3 2,229		Auditor.....			0 1 400
Deputy director, office of home food supply.....		0 2 1,794	0 1 487	Chief of section.....		2 4 8,834	4 2 14,000
Total permanent, departmental.....		759 5 2,876,047	1,267 3,911,338	District director.....		3 11,230	0 8 2,450
Temporary employment, departmental.....		0 1 618	4 5 3,525	District program assistant.....		5 6 20,778	49 163,371
Part-time employment, departmental.....		0 3 942	3 3 10,451	Fiscal accountant.....		0 4 1,374	0 3 799
W. A. E. employment, departmental.....		0 2 1,046	1 2 7,160	Food preservation specialist.....			1 3,058
W. O. C. employment, departmental.....		12 0 21,600	0 0 0	Information specialist.....		1 2 4,405	2 3 7,444
Overtime pay, departmental.....		87 413	646 613	Investigator.....		28 5 40 7	107 468 133,615
All personal services, departmental.....		772 1 2,966,068	1,297 6 4,579,987	Marketing specialist.....			7 4 28,629 14 2 45,839
<b>PERSONAL SERVICES, FIELD</b>				State program assistant.....		2 6 9,604	1 4 4,315
Clerical, administrative, and fiscal service				Subdistrict director.....		1 5 5,796	1 3,225
Grade 14. Range \$7,175 to \$8,225:				Subdistrict program assistant.....		0 4 1,524	
Regional director.....		1 2 9,000	4 9 33,968	Wage stabilization officer.....		12 44,560	11 3 36,403
Grade 13. Range \$6,230 to \$7,070:				Grade 7. Range \$2,980 to \$3,640:		60 7	119 1
Administrative officer.....		5 5 35,108	10 56,129	Grade 6. Range \$2,650 to \$3,310:		185,014	313,299
Assistant regional director.....		1 3 8,558	2 2 12,400	Grade 5. Range \$2,320 to \$2,980:		0 3 792	3 5 8,135
Chief of division.....		2 4 15,072	2 11,155	Grade 4. Range \$2,100 to \$2,496:		33 8	70 2
Chief of section.....		0 2 1,545	0 1 555	Grade 3. Range \$1,902 to \$2,298:		81,558	141,954
District director.....		0 2 1,200		Grade 2. Range \$1,704 to \$2,100:		97 3	183 8
Executive officer.....		1 6,230	0 9 5,134	Grade 1. Range \$1,506 to \$1,902:		208,286	333,814
Field relations officer.....		0 7 4,240	0 8 4,667	Professional service:		172 1	347 7
Marketing specialist.....		2 12,684	4 3 23,870	Grade 6. Range \$6,230 to \$7,070:		332,551	570,872
State director.....		0 6 3,684		Accountant.....		92 131	198,395
Grade 12. Range \$5,180 to \$6,020:				Agricultural economist.....		0 4 756	4 7 5,789
Accountant.....		2 10,570	1 2 5,648	Chief of division.....			
Administrative officer.....		8 8 45,984	15 2 69,977	Chief of section.....		0 7 4,455	2 10,869
Area supervisor.....			1 4,600	Information specialist.....		1 8 10,824	
Assistant chief of division.....		2 7 14,437	3 3 15,267	Grade 5. Range \$5,180 to \$6,020:		0 3 1,872	2 8 15,597
Assistant chief of section.....		0 4 2,320	0 6 2,775	Administrative officer.....			0 6 2,683
Assistant district director.....		1 6 8,413	0 8 3,445	Agricultural economist.....		0 4 2,344	0 6 2,702
Assistant State director.....		2 10,232		Assistant chief of division.....		0 5 2,592	
Assistant State supervisor.....			1 8 8,200	Chief of section.....		1 9 9,846	
Assistant to regional director.....		0 4 2,320	1 4,600	Industrial feeding specialist.....		1 5,180	1 4,490
Auditor.....			0 2 958	Industrial nutritionist.....			0 2 934
Chief of division.....		2 5 13,681	3 13,875	Information specialist.....		3 3 17,222	3 2 14,998
Chief of section.....		1 8 9,720	0 1 275	Grade 4. Range \$4,300 to \$5,180:			
Commercial specialist.....		0 4 2,031	0 4 1,917	Agricultural economist.....			1 3 4,838
District director.....		7 4 38,926	22 3 104,462	Industrial feeding specialist.....		4 3 18,726	6 5 24,607
Executive officer.....			0 1 690	Information specialist.....		0 6 2,793	0 1 411
Fiscal officer.....			1 1 5,063	Nutritionist.....		1 3 5,708	2 2 8,539
Industrial feeding specialist.....		2 10,360	0 5 2,700	Program analyst.....			0 3 1,108
				Grade 3. Range \$3,640 to \$4,300:			
				Agricultural economist.....			1 3,550
				Chief of section.....		0 3 1,092	
				Industrial feeding specialist.....		0 7 2,544	0 3 969
				Information specialist.....		1 5 5,636	0 5 1,689
				Nutritionist.....			1 3,200
				Statistician.....			1 3,200
				Grade 2. Range \$2,980 to \$3,640:		1 4 4,329	36 5 96,658
				Grade 1. Range \$2,320 to \$2,980:			1 5 2,938

**PRODUCTION AND MARKETING ADMINISTRATION—**  
Continued

**[WAR FOOD ADMINISTRATION]—Continued**

**Salaries and Expenses, War Food Administration, Department of Agriculture—Continued**

By objects	Obligations					
	Estimate, 1947		Estimate, 1946		Actual, 1945	
<b>PERSONAL SERVICES, FIELD—continued</b>	Man- years	Total salary	Man- years	Total salary	Man- years	Total salary
Subprofessional service:						
Grade 5. Range \$2,100 to \$2,496			0.3	\$708		
Grade 1. Range \$1,440 to \$1,836			1	1,585	0.2	\$280
Crafts, protective, and custodial service:						
Grade 3. Range \$1,572 to \$1,902			2.9	4,632	2.3	3,097
Grade 2. Range \$1,440 to \$1,770			2	2,804	5	5,803
Total permanent, field			672.6		1,370.4	
Temporary employment, field			2,028.497		3,437.666	
Part-time employment, field			8.5		25.1	
W. A. E. employment, field					52.199	
W. O. C. employment, field					2.4	3,015
Overtime pay, field			6.7	30,699	18.2	29,652
Additional pay for foreign service, field			18.1	0	42.9	0
					62,427	666,650
						761
All personal services, field			705.9		1,459	
			2,135,497		4,189,943	
01 Personal services (net)			1,478		2,756.6	
			5,101,565		8,769,030	
<b>OTHER OBLIGATIONS</b>						
02 Travel				523,575		944,672
03 Transportation of things				31,305		45,665
04 Communication services				162,489		255,261
05 Rents and utilities				108,955		259,381
06 Printing and binding				37,450		82,967
07 Other contractual services				239,080		305,543
Administration of War Food Order 79 (milk order)				191,500		1,118,180
Working fund to Office of Education (for canning centers)						1,670,000
08 Supplies and materials				66,375		111,991
09 Equipment				19,375		44,047
Total other obligations				1,380,104		4,837,707
Grand total obligations				6,481,609		13,606,737
Transferred to—						
"Administrative expenses, sec. 392, Agricultural Adjustment Act of 1938"				+1,056,522		+1,497,903
"Local administration, section 388, Agricultural Adjustment Act, 1938"				+3,345,600		+6,312,466
Total obligations, Production and Marketing Administration				10,883,791		21,417,106
Reimbursements for services performed						-19,012
Allotted to—						
Extension Service				+130,000		+3,939,792
Office of Secretary of Agriculture (special war food staff)				+216,610		+170,148
Transferred to—						
"Salaries and expenses, Office of Secretary of Agriculture"				+80,570		+126,000
"Salaries and expenses, Office of Solicitor, Department of Agriculture"				+109,716		+215,000
"Salaries and expenses, Office of Information, Department of Agriculture"				+154,776		+281,243
"Printing and binding, Department of Agriculture"				+24,185		+85,000
"Salaries and expenses, Bureau of Agricultural Economics," economic investigations				+66,700		+130,000
"Salaries and expenses, Bureau of Agricultural Economics," crop and livestock estimates				+165,725		+175,000
Net total obligations				11,818,973		26,520,277
Covered into Treasury as miscellaneous receipts, Public Law 529						+26,161
Carried to surplus fund, Public Law 127						+2,000,000
Estimated savings, unobligated balance				3,116,894		2,133,562
Unallotted reserve for contingencies				50,665		
Total estimate or appropriation				14,986,472		30,700,000
<b>BY PROJECTS OR FUNCTIONS</b>						
1. Food order administration				\$2,611,661		\$5,283,810
2. Development and administration of programs in collaboration with public and private agencies and individuals to assure adequacy of facilities, storage and transportation by common carrier, and other work on various food marketing problems				319,171		398,222
3. Determination of requirements, allocations, availability, and distribution of food and feed supplies, and assistance in establishment and adjustment of goals and price ceilings				1,441,206		1,277,234

By projects or functions	Obligations		
	Estimate, 1947	Estimate, 1946	Actual, 1945
4. Distributive trades		\$515,090	\$713,610
5. Industrial feeding		329,170	407,775
6. Nutrition coordination		54,755	394,942
7. "A" awards, fat and container salvage		228,960	285,445
8. Material and facilities for production and processing of food		479,207	951,195
9. Special services to farmers in connection with agricultural production and marketing, transportation, storage, machinery, supplies, equipment, etc.		4,240,630	7,608,406
10. Farm wage stabilization and labor advisory activities		479,814	893,866
11. Working fund to Office of Education (for canning centers)			1,670,000
12. Services performed for other agencies		13,057	17,375
13. Overtime pay		171,070	1,515,226
Total obligations, Production and Marketing Administration		10,883,791	21,417,106
Adjustments (see objects schedule for detail)		+4,102,681	+9,282,894
Total estimate or appropriation		14,986,472	30,700,000

**Supply and Distribution of Farm Labor, Department of Agriculture—**

Supply and distribution of farm labor: The authority and funds provided by the Farm Labor Supply Appropriation Act, 1944, as amended and supplemented, are hereby continued through December 31, 1946, to assist in providing an adequate supply of agricultural labor for the production, harvesting, and preparation for markets of agricultural commodities essential to the orderly transition from war to peace and for carrying out the other purposes of said Act, and, in addition to the amount hereby continued available, there is hereby appropriated the sum of \$25,000,000 for such purposes, to be merged with the funds hereby continued available. Not less than \$7,000,000 of such additional funds shall be apportioned among the several States in the manner and for the purposes specified in section 2 of said Act, and of the amount so apportioned, not more than \$100,000 may be expended by the State agricultural extension services for the construction of labor supply centers under the limitations of said section 2. In addition to the amounts heretofore made available for administrative expenses pursuant to section 3 (c) of said Act, there is hereby made available, out of said funds, the sum of \$562,023 for such purposes. Agricultural workers may be admitted into the United States to perform agricultural labor in accordance with the provisions of section 5 (g) of said Act during the continuance of this program, notwithstanding any official determination of the cessation of hostilities in the present war. (Act of Dec. 28, 1945, Public Law 269.)

Appropriated 1946, \$25,000,000

By objects	Obligations		
	Estimate, 1947	Estimate, 1946	Actual, 1945
01 Personal services (net)		\$5,376,754	\$6,262,614
<b>OTHER OBLIGATIONS</b>			
02 Travel		727,905	857,867
03 Transportation of things		139,670	79,448
04 Communication services		258,960	286,078
05 Rents and utility services		457,952	466,804
06 Printing and binding		40,712	14,523
07 Other contractual services		388,673	674,858
08 Supplies and materials		2,384,000	2,852,142
09 Equipment		233,771	285,843
10 Lands and structures		3,200	5,540
11 Grants, subsidies, and contributions:			
Payments to States		5,550,359	5,566,250
Transportation, subsistence, health, medical, and other services		11,874,006	13,426,232
Total other obligations		22,059,208	24,515,585
Grand total obligations	\$8,833,455	27,435,962	30,778,199
Reimbursements for services performed	-500,000	-3,295,000	-3,378,157
Transferred to "Salaries and expenses, Office of Information, Department of Agriculture"			+13,000
Prior year balance available in 1945			-14,947,459
1945 appropriation available 1946		-7,534,417	+7,534,417
1946 appropriation available in 1947	-8,393,455	+8,393,455	
Total estimate or appropriation		25,000,000	20,000,000

**Community Facilities, Defense Public Works, Office of Administrator, Federal Works Agency (Transfer to Agriculture)—**

By objects	Obligations					
	Estimate, 1947		Estimate, 1946		Actual, 1945	
<i>Assistance in the cost of maintenance and operation of recreational and child-care services for migrant agricultural workers in Florida, North Carolina, Virginia, and Tennessee</i>						
<b>PERSONAL SERVICES, FIELD</b>	Man- years	Total salary	Man- years	Total salary	Man- years	Total salary
Clerical, administrative, and fiscal service:						
Grade 11. Range \$4,300 to \$5,180.					0.5	\$1,900
Recreation specialist			0.8	\$2,735	0.7	2,080
Grade 9. Range \$3,640 to \$4,300:			0.6	1,835	0.8	2,040
Recreation specialist			3.1	7,202	4.1	8,830
Grade 7. Range \$2,980 to \$3,640.			0.2	445	0.5	825
Grade 5. Range \$2,320 to \$2,980.					0.1	140
Grade 4. Range \$2,100 to \$2,496.			0.1	190	0.3	395
Grade 3. Range \$1,902 to \$2,298.						
Grade 2. Range \$1,704 to \$2,100.						
Total permanent, field		4.8	12,407	7.3	16,210	
Overtime pay, field			1,123		3,370	
<b>01 Personal services (net)</b>		4.8	13,530	7.3	19,580	
<b>OTHER OBLIGATIONS</b>						
02 Travel			2,070		5,210	
03 Transportation of things				582	10	
04 Communication services				16		
07 Other contractual services				13		
08 Supplies and materials			1,144		4,555	
Total other obligations			3,825		9,775	
Grand total obligations			17,355		29,355	
Received by transfer from "Community facilities, defense public works, Office of Administrator, Federal Works Agency"						-61,885
1945 funds available in 1946						+32,530
Estimated savings, unobligated balance						15,175
Total estimate or appropriation						

**Emergency Supplies for Territories and Possessions, Department of Agriculture (Production and Marketing Administration)—**

By objects	Obligations					
	Estimate, 1947		Estimate, 1946		Actual, 1945	
<i>Procuring, transporting, and distributing agricultural and other commodities and supplies to meet the emergent requirements of the civilian population of the Territories and possessions of the United States</i>						
<b>PERSONAL SERVICES, DEPARTMENTAL</b>	Man- years	Total salary	Man- years	Total salary	Man- years	Total salary
Clerical, administrative, and fiscal service:						
Grade 13. Range \$6,230 to \$7,070:					4	\$22,600
Administrative officer		1.8	\$11,031			
Chief, administrative services division		0.1	623			
Chief, information division		0.1	623			
Marketing specialist		0.8	5,065		1	5,600
Grade 12. Range \$5,180 to \$6,020:						
Administrative officer		1.5	7,577	3	13,800	
Traffic officer		0.5	2,626	1	4,600	
Grade 11. Range \$4,300 to \$5,180:						
Administrative officer		1.5	6,785	3.8	14,250	
Auditor		0.7	3,010	0.7	2,692	
Traffic officer		1	4,300	2	7,750	
Grade 9. Range \$3,640 to \$4,300:						
Administrative assistant		0.5	1,806	1	3,800	
Auditor		1	3,640	1	3,300	
Traffic assistant		0.9	3,681	2.8	8,887	
Grade 7. Range \$2,980 to \$3,640.						
Grade 5. Range \$2,320 to \$2,980.						
Grade 4. Range \$2,100 to \$2,496.						
Grade 3. Range \$1,902 to \$2,298.						
Grade 2. Range \$1,704 to \$2,100.						
Crafts, protective, and custodial service:						
Grade 3. Range \$1,572 to \$1,902			0.1	162	0.2	283
<b>Department of Agriculture grades:</b>						
Grade 28. Range \$9,800 to \$10,000:						
Director, budget and management branch			0.1	980		
Treasurer			0.1	980		
Deputy administrator			0.1	980		
Grade 27. Range \$9,275 to \$9,800:						
Assistant treasurer			0.3	2,781		
Grade 26. Range \$8,750 to \$9,800:						
Chief, audit division			0.1	875		
Director, claimants program coordination			0.1	875		
Deputy administrator			0.1	875		
Grade 23. Range \$7,175 to \$8,225:						
Chief, management and organization division			0.1	717		
Chief, personnel division			0.1	717		
Total permanent, departmental		29.6	98,564	56.6	153,370	

By objects	Obligations					
	Estimate, 1947		Estimate, 1946		Actual, 1945	
<i>Procuring, transporting, and distributing agricultural and other commodities and supplies to meet the emergent requirements of the civilian population of the Territories and possessions of the United States—Continued</i>						
<b>PERSONAL SERVICES DEPARTMENTAL—con.</b>	Man- years	Total salary	Man- years	Total salary	Man- years	Total salary
Overtime pay, departmental				\$1,786		\$25,115
All personal services, departmental			29.6	100,350	56.6	178,485
<b>PERSONAL SERVICES, FIELD</b>						
Clerical, administrative, and fiscal service:						
Grade 14. Range \$7,175 to \$8,225:						
Director		0.6	4,305	1	6,500	
Grade 13. Range \$6,230 to \$7,070:						
Administrative officer		0.6	3,805	1	5,661	
Chief, Hawaiian emergency program		0.6	3,764	1	5,600	
Grade 12. Range \$5,180 to \$6,020:						
Administrative officer		1.8	9,421	3	13,919	
Caribbean finance officer		0.6	2,969	0.9	4,328	
Marketing specialist		1.5	8,245	2.5	12,266	
Grade 11. Range \$4,300 to \$5,180:						
Accountant		1.1	4,873	1.8	7,250	
Administrative officer		6	25,762	10	38,325	
Auditor		0.3	1,383	0.5	2,058	
Information specialist		0.7	3,183	1.2	4,735	
Purchase and sales agent		0.6	2,431	0.8	3,616	
Grade 9. Range \$3,640 to \$4,300:						
Accountant		2.5	8,944	4	13,365	
Administrative assistant		9.4	34,226	15.3	50,917	
Auditor		1.9	6,850	3.1	10,190	
Marketing specialist		2.1	7,748	3.6	11,527	
Purchase and sales agent		1.7	6,309	2.8	9,385	
Grade 7. Range \$2,980 to \$3,640.			26.1	79,004	44.6	117,534
Grade 5. Range \$2,320 to \$2,980.			25.7	59,515	44.2	88,540
Grade 4. Range \$2,100 to \$2,496.			24.3	51,056	42.1	75,956
Grade 3. Range \$1,902 to \$2,298.			59.5	114,876	102.5	170,898
Grade 2. Range \$1,704 to \$2,100.			61.3	104,893	106.3	156,048
Grade 1. Range \$1,506 to \$1,902			23.6	35,871	42.3	53,367
Crafts, protective, and custodial service:						
Grade 3. Range \$1,572 to \$1,902			0.8	1,219	1.4	1,813
Grade 2. Range \$1,440 to \$1,770.			5.5	8,283	10.2	12,322
Unclassified			1.1	805	1.7	1,198
Total permanent, field		259.9	589,680	447.8	877,258	
Temporary employment, field			0.6	945	0.9	1,418
Part-time employment, field					0.2	263
Overtime pay, field				18,465		211,137
Additional pay for foreign service, field				147,656		187,340
All personal services, field		260.5	756,746	448.9	1,277,416	
<b>01 Personal services (net)</b>		290.1	857,096	505.5	1,455,901	
<b>OTHER OBLIGATIONS</b>						
02 Travel				28,758		44,143
03 Transportation of things				1,435		2,199
04 Communication services				25,268		38,781
05 Rents and utility services				10,568		16,203
06 Printing and binding				3,503		5,386
07 Other contractual services				4,124		6,325
08 Supplies and materials				12,580		19,300
09 Equipment				3,968		6,132
11 Grants, subsidies, and contributions				31,661,003		72,449,208
Total other obligations				31,751,237		72,587,677
Grand total obligations				32,608,333		74,043,578
Receipts and inventories				-31,661,003		-72,449,208
Allotted to "Salaries and expenses, Office of Information, Department of Agriculture"				+2,500		-33,333,590
Prior year balance available in 1945						+31,738,596
1945 balance available in 1946				-31,738,596		
Covered into Treasury as miscellaneous receipts, Public Law 529						+624
Estimated refund available for return to the general fund of the Treasury				+3,288,766		
Estimated savings, unobligated balance				27,500,000		
Total estimate or appropriation						

**Foreign War Relief (Allotment to Agriculture, Office of the Secretary) (Production and Marketing Administration)—**

By objects	Obligations		
	Estimate, 1947	Estimate, 1946	Actual, 1945
<i>Purchase and distribution of agricultural commodities for refugee relief</i>			
11 Grants, subsidies, and contributions			\$2,255,858
Prior year balance available in 1945			-3,505,858
Estimated savings, unobligated balance			1,250,000
Total estimate or appropriation			

**PRODUCTION AND MARKETING ADMINISTRATION—**  
Continued

NOTE.—Executive Order 9630 of September 27, 1945, which abolished the Foreign Economic Administration, transferred to the Department of Agriculture "the functions of the Office of Foreign Food Programs and all other functions of the Administration with respect to food (as defined in paragraph 10 of Executive Order 9280 of December 5, 1942), food machinery, and other food facilities." The following three schedules show the amounts transferred pursuant to this order:

**Salaries and Expenses, Foreign Economic Administration (Transfer to Agriculture, Foreign Food Programs)—**

By objects	Obligations		
	Estimate, 1947	Estimate, 1946	Actual, 1945
Obligations		\$55,404	
Received by transfer from "Salaries and expenses, Foreign Economic Administration"		-55,404	
Total estimate or appropriation			

**Penalty Mail Costs, Foreign Economic Administration (Transfer to Agriculture, Foreign Food Programs)—**

By objects	Obligations		
	Estimate, 1947	Estimate, 1946	Actual, 1945
04 Payment for penalty mail		\$100	
Received by transfer from "Penalty mail costs, Foreign Economic Administration"		-100	

**Administrative Expenses, Reconstruction Finance Corporation (U. S. C. C.) (Transfer to Agriculture, Foreign Food Programs)—**

By objects	Obligations		
	Estimate, 1947	Estimate, 1946	Actual, 1945
Obligations		\$400,000	
Received by transfer from "Administrative expenses, Reconstruction Finance Corporation (United States Commercial Company)"		-400,000	
Total estimate or appropriation			

**Working Funds, Agriculture, Production and Marketing Administration—**

By objects	Obligations		
	Estimate, 1947	Estimate, 1946	Actual, 1945
<b>PERSONAL SERVICES, DEPARTMENTAL</b>			
Clerical, administrative, and fiscal service:			
Grade 13. Range \$6,230 to \$7,070:			
Administrative officer	0 5	\$3,115	
Marketing specialist	0 5	3,115	0 7 \$4,114
Grade 12. Range \$5,180 to \$6,020:			
Administrative officer	0 5	2,590	0 7 3,377
Grade 11. Range \$4,300 to \$5,180:			
Administrative officer	0 5	2,150	
Marketing specialist	0 5	2,235	1 1 4,340
Organization analyst			2 7,807
Grade 9. Range \$3,640 to \$4,300:			
Administrative officer	0 5	1,820	
Budget analyst			1 4 4,699
Commercial specialist			0 5 1,669
Personnel technician	0 5	1,820	1 7 5,735
Grade 7. Range \$2,980 to \$3,640			
Grade 6. Range \$2,650 to \$3,310			
Grade 5. Range \$2,320 to \$2,980			
Grade 4. Range \$2,100 to \$2,496			
Grade 3. Range \$1,902 to \$2,298			
Grade 2. Range \$1,704 to \$2,100			
Grade 1. Range \$1,506 to \$1,902			
Professional service:			
Grade 3. Range \$3,640 to \$4,300:			
Chief, engineering section	1	3,860	
Grade 2. Range \$2,980 to \$3,640			
Grade 1. Range \$2,320 to \$2,980			
Subprofessional service:			
Grade 6. Range \$2,320 to \$2,980			
Grade 5. Range \$2,100 to \$2,496			
Grade 4. Range \$1,902 to \$2,298			
Grade 3. Range \$1,704 to \$2,100			
Crafts, protective, and custodial service:			
Grade 3. Range \$1,572 to \$1,902			
Grade 2. Range \$1,440 to \$1,770			
Total permanent, departmental		\$4 1 193,915	\$3 8 170,975
Temporary employment, departmental			1 1,217
Overtime pay, departmental			6,908 38,913
All personal services, departmental		\$4 1 200,823	\$1 8 211,105

By objects	Obligations		
	Estimate, 1947	Estimate, 1946	Actual, 1945
<b>PERSONAL SERVICES, FIELD</b>			
Clerical, administrative, and fiscal service:			
Grade 13. Range \$6,230 to \$7,070:			
Marketing specialist		0 5 \$3,115	
Grade 12. Range \$5,180 to \$6,020:			
Chief of section	0 5	2,590	
Marketing specialist	2	10,538	4 4 \$20,375
Grade 11. Range \$4,300 to \$5,180:			
Employment officer	0 5	2,150	
Marketing specialist	1	4,368	7 26,737
Training officer	0 5	2,150	
Grade 9. Range \$3,640 to \$4,300:			
Marketing specialist	7	25,712	22 7 73,754
Grade 7. Range \$2,980 to \$3,640			
Grade 6. Range \$2,650 to \$3,310			
Grade 5. Range \$2,320 to \$2,980			
Grade 4. Range \$2,100 to \$2,496			
Grade 3. Range \$1,902 to \$2,298			
Grade 2. Range \$1,704 to \$2,100			
Grade 1. Range \$1,506 to \$1,902			
Professional service:			
Grade 3. Range \$3,640 to \$4,300:			
Grain technologist			0 3 962
Grade 2. Range \$2,980 to \$3,640			0 3 1,067
Subprofessional service:			
Grade 6. Range \$2,320 to \$2,980			
Grade 4. Range \$1,902 to \$2,298			
Grade 3. Range \$1,704 to \$2,100			
Total permanent, field	41	113,203	120 1 309,378
Temporary employment, field	0 4	1,200	1 2,240
Overtime pay, field		10,237	62,678
Night-work differential, field		15	
Additional pay for foreign service, field		910	
All personal services, field	41 4	125,565	121 1 374,296
01 Personal services (net)		125 5 326,388	205 9 585,401
<b>OTHER OBLIGATIONS</b>			
02 Travel		5,800	6,660
03 Transportation of things		3,423	563
04 Communication services		350	221
07 Other contractual services		1,178,143	1,638,869
08 Supplies and materials		58,944	14,900
Total other obligations		1,246,660	1,661,213
Grand total obligations		1,573,048	2,246,614
Reimbursements for services performed			-23,917
Advanced from—			
Commodity Credit Corporation			-35,000
Navy Department			-414,000
War Department			-1,975,955
Office of Price Administration			-45,000
1945 balance available in 1946			+204,048
Estimated savings, unobligated balance			43,210
Total estimate or appropriation			

BY PROJECTS OR FUNCTIONS		
1. Inspection and grading of peanuts (Commodity Credit Corporation)		\$3,423
2. Investigation of methods of caring for grain in storage (Commodity Credit Corporation)	\$199	942
3. Inspection and grading of farm products (Navy Department)	318,826	358,970
4. Inspection of processed fruits and vegetables (War Department)	876,056	1,460,996
5. Inspection of miscellaneous grain and cereal products (War Department)	103,000	126,294
6. Preparation of photographic reproductions for central film library (War Department)	28,602	46,045
7. Indexing and preparation of aerial photographs for mosaics and charting purposes (Army Air Forces)	189,602	80,228
8. Grading and certification of farm products (Office of Price Administration)	19,703	25,297
9. Work in connection with planning and developing a method of procuring sample agricultural data in connection with program of reconversion statistics (Bureau of the Census)	19,915	22,498
10. Services performed for other agencies		20,330
11. Overtime pay	17,145	101,591
Grand total obligations	1,573,048	2,246,614
Adjustments (see objects schedule for detail)	-1,573,048	-2,246,614
Total estimate or appropriation		

Total, Production and Marketing Administration, general and special accounts:  
 Estimate 1947, \$452,487,100      Appropriated 1946, \$550,642,872  
 Revised 1946, \$551,917,498









Statement of proposed expenditures for purchase, maintenance, repair, and operation of passenger-carrying vehicles for the fiscal year ending June 30, 1947—Continued

## PRODUCTION AND MARKETING ADMINISTRATION—Continued

Appropriation	Vehicles (motor unless otherwise indicated) to be purchased		Old vehicles to be exchanged		Net cost of vehicles to be purchased	Old vehicles still to be used	Total maintenance, repair, and operation, all vehicles	Public purpose and users
	Number	Gross cost	Number	Allowance (estimated)				
Salaries and expenses, Marketing Services—Continued.								
Marketing farm products.....	7	\$7,350			\$7,350	2	\$1,525	For the use of employees of the cotton-ginning laboratory at Stoneville, Miss., in working with cooperating cotton ginners, cotton plantation, and cotton compress operators. For the use of agricultural economists, cotton technologists, and ginning technicians in connection with studies of marketing methods and cotton ginning; also 1 car in the District of Columbia for use by the Administrator of Production and Marketing Administration and his staff.
Tobacco acts.....	6	6,300	6	\$1,800	4,500	11	4,420	For the use of inspectors and supervisors in inspecting and grading tobacco sold on auction markets and in supervising the demonstration and training work on tobacco.
Perishable Agricultural Commodities, Produce Agency, and Standard Container Acts.	6	6,300	3	900	5,400	2	1,946	For the use of marketing specialists in expediting the handling of violations and complaints and in checking establishments to insure that they are complying with the licensing provisions of the act.
Cotton Statistics, Classing, Standards, and Futures Acts.	9	9,450	9	2,700	6,750	24	8,212	For the use of employees in traveling to cotton gins, supervising cotton classers, inspecting the sampling of cotton, and in gathering data on market conditions, supplies, prices, etc., in carrying out the provisions of the acts administered under this item.
United States Grain Standards Act.	19	19,950	19	5,700	14,250	46	13,283	For the use of grain supervisors and samplers engaged in the supervision of grain grading.
United States Warehouse Act....	31	32,550	31	9,300	23,250	26	9,028	For the use of Federal warehouse examiners engaged in the inspection of licensed warehouses or warehouses for which application for license has been filed under the United States Warehouse Act.
Packers and Stockyards Act.....	3	3,150	3	900	2,250	8	2,332	For the use of marketing specialists visiting posted stockyards and designated live poultry markets for the purpose of administering the provisions of the Packers and Stockyards Act.
Naval Stores Act.....	1	1,050	1	300	750	5	1,050	For the use of inspectors in grading rosin in producing areas and inspecting naval stores operations to insure compliance with the act.
Insecticide Act.....	3	3,150	3	900	2,250	5	1,975	For the use of inspectors in visiting establishments where insecticides are prepared, stored, or sold to insure compliance with the act, and for use in collecting insecticide samples for testing purposes.
Meat inspection.....	5	5,250	5	1,500	3,750	40	9,000	For the use of inspectors traveling between meat packing establishments in performing inspection work under the Federal Meat Inspection Act.
Expenses and refunds, inspection and grading of farm products.	18	18,900	18	5,400	13,500	108	41,750	For the use of inspectors engaged in inspecting and grading farm and food products.
Total.....	118	123,900	108	32,400	91,500	310	104,261	

## FARM SECURITY ADMINISTRATION

## LOANS, GRANTS, AND RURAL REHABILITATION

## Loans, Grants, and Rural Rehabilitation, Department of Agriculture—

## Rural Rehabilitation Loans, Department of Agriculture (Advances From Reconstruction Finance Corporation)—

To enable the Secretary [through the War Food Administration] to continue to provide assistance through rural rehabilitation and grants to needy farmers in the United States, its Territories and possessions, including (1) loans to needy individual farmers, (2) grants, (3) making and servicing of loans and grants under this and prior laws, (4) farm debt adjustment service, (5) liquidation as expeditiously as possible of Federal rural rehabilitation projects [under the supervision of the War Food Administration], and (6) servicing and collecting loans made under the provisions of the Act of July 12, 1943, Public Law 140, as amended, [§22,357,264] \$24,000,000, [together with not to exceed \$198,000 of the unobligated balance of the appropriation made to carry out the provisions of said Act,] which [sums] sum shall be also available for necessary administrative expenses incident to the foregoing, including personal services in the District of Columbia and elsewhere; not to exceed \$57,000 for employment pursuant to the second sentence of section 706 (a) of the [Act of September 21, 1944 (Public Law 425) Department of Agriculture Organic Act of 1944 (5 U. S. C. 574); purchase of lawbooks, books of reference, periodicals, and not to exceed \$1,000 for newspapers; and printing and binding: Provided, That the [War Food Administrator] Secretary shall transmit to the Congress semiannually a progress report with respect to the liquidation of Federal rural rehabilitation projects, under his supervision, showing by name and by States all dispositions of such projects, or parts thereof, together with the amounts of Federal funds expended in the process of liquidation, and any losses incurred in the use of such funds.

In making any grant payments under this Act, the Secretary is authorized to require with respect to such payments the performance

of work on useful public projects, Federal and non-Federal, including work on private or public land in furtherance of the conservation of natural resources, and the provisions of the Act of February 15, 1934 (5 U. S. C. 796), as amended, relating to disability or death compensation, and benefits shall apply to those persons performing such work: Provided, That this section shall not apply to any case coming within the purview of the workmen's compensation law of any State, Territory, or possession, or in which the claimant has received or is entitled to receive similar benefits for injury or death.

For additional funds for the purpose of making rural rehabilitation loans to needy individual farmers, who are unable to obtain credit elsewhere at comparable rates for the area where such loan is proposed to be made, the Reconstruction Finance Corporation is authorized and directed to make advances to the Secretary upon his request in an aggregate amount of not to exceed \$67,500,000. Such advances shall be made (1) with interest at not to exceed the rate of 3 per centum per annum payable semiannually; (2) upon the security of obligations acceptable to the Corporation heretofore or hereafter acquired by the Secretary pursuant to law; (3) in amounts which shall not exceed 75 per centum of the then unpaid principal amount of the obligations securing such advances; and (4) upon such other terms and conditions, and with such maturities as the Corporation may determine. The Secretary shall pay to the Corporation, currently as received by him, all moneys collected as payments of principal and interest on the loans made from the amounts so advanced or collected upon any obligations held by the Corporation as security for such advances, until such amounts are fully repaid. The amount of notes, debentures, bonds, or other such obligations which the Corporation is authorized and empowered to issue and to have outstanding at any one time under the provisions of law in force on the date this Act takes effect is hereby increased by an amount sufficient to carry out the provisions of this paragraph.

None of the moneys appropriated or otherwise authorized under this caption "Loans, grants, and rural rehabilitation", shall be used for (1) the purchase or leasing of land or for the carrying on of any land-purchase or land-leasing program; or (2) the carrying

FARM SECURITY ADMINISTRATION—Continued

LOANS, GRANTS, AND RURAL REHABILITATION—Continued

Loans, Grants, and Rural Rehabilitation, Department of Agriculture—Continued

Rural Rehabilitation Loans, Department of Agriculture (Advances From Reconstruction Finance Corporation)—Continued

on of any operations in collective farming, or cooperative farming, or the organization, promotions, or management of homestead associations, land-leasing associations, land-purchasing associations, or cooperative land purchasing for colonies of rehabilitants or tenant purchasers, except for the liquidation as expeditiously as possible of any such projects heretofore initiated; or (3) the making of loans to any individual farmer in excess of \$2,500; or (4) the making of loans to any cooperative association; or (5) the making of loans for the payment of dues to or the purchase of any share or stock interest in any cooperative association (except for medical, dental, or hospital services) or for any expenditure other than that deemed necessary, in the discretion of the [Administrator] Secretary, for the production of agricultural commodities.

The Secretary may expend funds administered by him as trustee under the various transfer agreements with the several State rural rehabilitation corporations only for purposes for which funds made available under this caption may be expended, and the limitations applicable to such funds shall also be applicable to the expenditure of such trust funds by the Secretary.

The appropriation and authorizations herein made under the heading "Loans, grants, and rural rehabilitation", shall constitute the total amount to be available for obligation under this heading during the current fiscal year and shall not be supplemented by funds from any source.

[No part of the appropriation herein made under the heading "Loans, grants, and rural rehabilitation", shall be available to pay the compensation of any person appointed in accordance with the civil-service laws.] (Act of May 5, 1945, Public Law 52.)

Estimate 1947, \$24,000,000      Appropriated 1946, \$22,357,264

By objects	Obligations					
	Estimate, 1947		Estimate, 1946		Actual, 1945	
	Man-years	Total salary	Man-years	Total salary	Man-years	Total salary
<b>PERSONAL SERVICES, DEPARTMENTAL</b>						
Department of Agriculture grades:						
Grade 29. Rate of \$10,000:						
Administrator.....	1	\$10,000	1	\$10,000	1	\$10,000
Grade 28. Range \$9,500 to \$10,000:						
Associate administrator.....	1	10,000	1	10,000	1	9,000
Grade 26. Range \$8,750 to \$9,800:						
Assistant administrator.....	3	27,038	3	27,038	2	17,183
Grade 23. Range \$7,175 to \$8,225:						
Director of information.....	1	7,175	1	7,175	0.3	2,237
Clerical, administrative, and fiscal service:						
Grade 14. Range \$7,175 to \$8,225:						
Chief fiscal officer.....	1	7,438	1	7,306	1.1	7,308
Director, audit division.....	1	7,175	0.4	2,870		
Director, project sales division.....	1	7,438	1	7,394	1	6,500
Special assistant to the Administrator.....	2	15,400	2	15,400	1.3	9,181
Grade 13. Range \$6,230 to \$7,070:						
Assistant chief fiscal officer.....	1	6,440	1	6,283	0.8	4,242
Associate chief fiscal officer.....	1	6,440	1	6,388	1	5,600
Business manager.....	1	6,230	1	6,230	1.2	6,609
Chief administrative analyst.....	1	6,230	1	6,230	0.9	5,460
Chief, analysis and sales section.....	1	6,230	1	6,230	0.9	5,171
Chief, collection and security servicing section.....	1	6,440	1	6,283	1.2	6,751
Chief personnel officer.....	1	6,440	1	6,440	1	5,600
Chief, property management section.....	1	6,440	1	6,300	0.7	3,858
Director, investigation division.....	1	6,440	1	6,440	0.9	5,410
Health services specialist.....	1	6,440	1	6,405	1	5,600
Special assistant to the Administrator.....	1	7,070	1	7,070	1.2	7,344
Grade 12. Range \$5,180 to \$6,020:						
Administrative officer.....			0.5	2,660	0.7	2,954
Appraiser.....	1	5,180	0.8	4,317		
Assistant business manager.....	1	5,180	1	5,180	1.5	6,933
Assistant chief, collection and security servicing section.....	1	5,390	1.8	9,922	2.1	9,708
Assistant chief, information division.....					0.6	2,800
Assistant chief personnel officer.....	1	5,600	1	5,600	1.6	7,618
Assistant chief, property management section.....	1	5,390	1	5,198	0.9	4,233
Chief, administrative accounting section.....	1	5,390	1	5,320	1.1	5,175
Chief, administrative supervision section.....	1	5,390	1	5,390	1	4,650
Chief, audit and planning section.....	1	5,390	1	5,233	0.9	4,319
Chief, budget and trust section.....	1	5,180	1	5,180	0.6	5,720
Chief, classification section.....	1	5,390	1	5,233	0.7	3,258
Chief, employment section.....	1	5,390	1	5,390	1	4,600
Chief, fund accounting section.....	1	5,390	1	5,338	0.9	4,300
Chief, insurance section.....					0.9	4,344
Chief investigator.....	1	5,390	1	5,390	1.1	4,791
Chief, loan accounting section.....	1	5,390	1	5,390		
Chief, management accounting section.....	1	5,390	1	5,390	1	4,600
Chief, audit review section.....	1	5,180	0.2	1,078		
Head, accounting unit.....					0.8	3,866

By objects	Obligations					
	Estimate, 1947		Estimate, 1946		Actual, 1945	
	Man-years	Total salary	Man-years	Total salary	Man-years	Total salary
<b>PERSONAL SERVICES, DEPARTMENTAL—CON.</b>						
Clerical, administrative, and fiscal service—Continued						
Grade 12. Range \$5,180 to \$6,020—Con.						
Joint investment liquidation accountant.....	1	\$5,390	0.8	\$4,312	0.8	\$3,642
Management analyst.....	3	15,960	3.2	16,920	1.8	8,032
Grade 11. Range \$4,300 to \$5,180:						
Administrative analyst.....	1	4,300	0.8	3,404		
Administrative assistant.....	1	4,410	2	8,820	2.1	8,102
Assistant chief, administrative accounting section.....	1	4,520	1	4,520	0.9	3,236
Assistant chief, administrative supervision section.....	1	4,520	1	4,337	0.8	2,839
Assistant chief, audit section.....			0.7	2,867		
Assistant chief, budget and trust section.....	1	4,520	1	4,483	1	3,800
Assistant chief, employment section.....	1	4,520	1	4,373	0.9	3,483
Assistant chief, fund accounting section.....	2	8,820	2	8,765	2	7,600
Assistant chief investigator.....	1	4,300	1	4,300	0.8	2,992
Assistant chief, loan accounting section.....	1	4,520	1	4,520	1	3,800
Assistant chief, management accounting section.....	1	4,520	1	4,520	0.9	3,483
Assistant chief, personnel classification section.....	1	4,300	0.8	3,404	0.3	1,108
Assistant corporation trust officer.....	1	4,520	1	4,355	0.7	2,989
Assistant personnel training officer.....	1	4,300	0.8	3,404		
Auditor.....	1	4,300				
Chief, personnel departmental services section.....	1	4,520	1	4,520	1	3,800
Collection and security servicing officer.....	1	4,300	0.9	3,942	2.3	8,865
Cooperative accountant.....	1	4,520	1	4,520	1	3,800
Health services specialist.....	1	4,300	1	4,300	0.1	211
Management analyst.....	3	12,900	3.4	15,050	2.5	9,367
Project sales analyst.....	2	9,040	2	8,746	1.6	5,908
Grade 10. Range \$3,970 to \$4,630:						
Budget analyst.....					0.8	2,771
Chief, procurement section.....	1	4,080	1	4,080	1	3,500
Grade 9. Range \$3,640 to \$4,300:						
Accounting supervisor.....	6	22,610	7	26,251	5.1	16,307
Administrative assistant.....	2	7,500	2.8	10,837	4.2	13,593
Assistant chief, procurement section.....	1	3,640	1	3,750	1	3,200
Assistant trust officer.....					0.4	1,200
Budget analyst.....	3	11,250	3	10,974	0.9	2,998
Chief, communications and records section.....	1	3,750	1	3,750	2	6,435
Classification investigator.....	3	11,470	3	11,330	2.4	7,813
Cooperative accountant.....	1	3,640	1.2	4,265	2	6,425
Information specialist.....	1	3,750	1	3,658	2.2	7,106
Insurance specialist.....					0.9	3,025
Placement and appointment officer.....	1	3,750	1	3,750	1	3,200
Procedure analyst.....	3	11,250	3	11,066	1.1	3,600
Project sales analyst.....	1	3,640	2	7,280		
Supervisor, claims unit.....	1	3,750	1	3,750	1.3	4,000
Supervisor, cost unit.....	1	3,750	1	3,750	0.4	1,120
Supervisor, fund control unit.....	1	3,640	0.8	2,730	0.6	2,000
Supervisor, general service unit.....	1	3,860	1	3,778	0.2	692
Supervisor, personnel correspondence unit.....	1	3,750	1	3,750	1	3,200
Supervisor, personnel disciplinary unit.....	1	3,860	1	3,831	1	3,428
Supervisor, voucher review unit.....	1	3,750	1	3,732	1	3,200
Grade 8. Range \$3,310 to \$3,970:						
Assistant chief, procurement section.....	1	3,420	1	3,356	3.8	11,115
Grade 7. Range \$2,980 to \$3,640:						
Chief, communications and records section.....	36	111,790	37.2	114,069	36.5	95,790
Insurance specialist.....	6	16,890	6	16,680	8.6	20,343
Placement and appointment officer.....	42	102,060	43	101,756	35.3	71,574
Procedure analyst.....	64	230,640	66.8	230,640	63.3	115,419
Project sales analyst.....						
Supervisor, claims unit.....	1	3,750	1	3,750	1.3	4,000
Supervisor, cost unit.....	1	3,750	1	3,750	0.4	1,120
Supervisor, fund control unit.....	1	3,640	0.8	2,730	0.6	2,000
Supervisor, general service unit.....	1	3,860	1	3,778	0.2	692
Supervisor, personnel correspondence unit.....	1	3,750	1	3,750	1	3,200
Supervisor, personnel disciplinary unit.....	1	3,860	1	3,831	1	3,428
Supervisor, voucher review unit.....	1	3,750	1	3,732	1	3,200
Grade 6. Range \$2,650 to \$3,310:						
Assistant chief, procurement section.....	1	3,420	1	3,356	3.8	11,115
Grade 5. Range \$2,320 to \$2,980:						
Chief, communications and records section.....	36	111,790	37.2	114,069	36.5	95,790
Insurance specialist.....	6	16,890	6	16,680	8.6	20,343
Placement and appointment officer.....	42	102,060	43	101,756	35.3	71,574
Procedure analyst.....	64	230,640	66.8	230,640	63.3	115,419
Project sales analyst.....						
Supervisor, claims unit.....	1	3,750	1	3,750	1.3	4,000
Supervisor, cost unit.....	1	3,750	1	3,750	0.4	1,120
Supervisor, fund control unit.....	1	3,640	0.8	2,730	0.6	2,000
Supervisor, general service unit.....	1	3,860	1	3,778	0.2	692
Supervisor, personnel correspondence unit.....	1	3,750	1	3,750	1	3,200
Supervisor, personnel disciplinary unit.....	1	3,860	1	3,831	1	3,428
Supervisor, voucher review unit.....	1	3,750	1	3,732	1	3,200
Grade 4. Range \$1,902 to \$2,298:						
Chief, communications and records section.....	98	183,024	92	178,778	80.5	131,276
Insurance specialist.....	3	5,310	3.3	5,676	15.9	23,108
Placement and appointment officer.....	1	1,902	1	1,869	1.7	2,373
Grade 3. Range \$1,506 to \$1,902:						
Chief, communications and records section.....	1	1,902	1	1,869	1.7	2,373
Professional service:						
Grade 7. Range \$7,175 to \$8,225:						
Chief engineer.....	1	7,438	1	7,438	1	6,500
Director, cooperative division.....	1	7,175	1	7,175	0.8	4,818
Director, rural rehabilitation division.....	1	7,438	1	7,307	0.9	5,990
Economic adviser.....					1	6,747
Program director.....	1	7,175	0.6	4,708		
Grade 6. Range \$6,230 to \$7,070:						
Agricultural economist.....					2	11,200
Assistant chief, information division.....	1	6,230	0.7	4,088	0.1	467
Assistant director, cooperative division.....					0.2	1,038
Assistant program director.....	1	6,440	1	6,335	1.9	10,967
Associate director, rural rehabilitation division.....	1	6,440	1	6,440	1	5,700
Chief, farm and home management section.....	1	6,440	1	6,370	0.8	4,682
Chief, group services section.....	1	6,230	0.8	4,845		
Home management adviser.....					0.4	2,358
Special assistant to the administrator.....					0.5	2,933
Grade 5. Range \$5,180 to \$6,020:						
Agricultural economist.....	1	5,390	1	5,268	0.7	2,900
Architect.....	1	5,810	1	5,758	1	5,000
Assistant to director, cooperative division.....					1	

By objects	Obligations			By objects	Obligations			
	Estimate, 1947	Estimate, 1946	Actual, 1945		Estimate, 1947	Estimate, 1946	Actual, 1945	
<b>PERSONAL SERVICES, DEPARTMENTAL—CON.</b>				<b>PERSONAL SERVICES, FIELD—continued</b>				
Professional service—Continued	Man-years	Total salary	Man-years	Total salary	Man-years	Total salary	Man-years	Total salary
Grade 5. Range \$5,180 to \$6,620—Con.	1	\$5,600	1	\$5,600	1	\$4,800		
Home economist	1	5,180	1	5,180	0.8	3,391		5.4 \$30,634
Information specialist					0.7	2,982		
Loan-making specialist					0.9	4,216		
Supervisor, property maintenance								
Grade 4. Range \$4,300 to \$5,180:								
Assistant chief, analysis section	1	4,520	1	4,502	1	3,800		
Assistant chief, statistics section	1	4,300	0.8	3,762	0.2	654		
Chief, equipment control unit					0.3	950		
Cooperative analyst	1	4,740	1	4,625	1	3,871		
Information specialist	2	8,600	2.3	10,212	0.6	2,153		
Grade 3. Range \$3,640 to \$4,300:								
Agricultural economist	1	3,640	1.5	5,021	1	3,145		
Cooperative analyst			0.3	1,250	1.5	5,057		
Grade 2. Range \$2,980 to \$3,640:								
Grade 1. Range \$2,320 to \$2,980:								
Crafts, protective, and custodial service:								
Grade 3. Range \$1,572 to \$1,902:								
Grade 2. Range \$1,440 to \$1,770:								
Total permanent, departmental	377	1,212,718	386.5	1,227,445	371.3	1,016,936		
Temporary employment, departmental	0.3	570	0.3	496				
W. A. E. employment, departmental					0.1	95		
Overtime pay, departmental						178,905		
All personal services, departmental	377.3	1,213,288	386.8	1,253,946	371.4	1,195,936		
<b>PERSONAL SERVICES, FIELD</b>				<b>PERSONAL SERVICES, FIELD—continued</b>				
Clerical, administrative, and fiscal service:								
Grade 14. Range \$7,175 to \$8,225:								
Regional director	11	86,275	12	93,177	12	85,659		
Grade 13. Range \$6,230 to \$7,070:								
Assistant regional director	10	64,190	11	70,020	9.7	55,245		
Finance area manager	4	25,750	4	25,725	4	22,500		
Grade 12. Range \$5,180 to \$6,020:								
Administrative officer	1	5,180	1	5,180				
Area auditor	4	21,350	4	21,350	3.8	17,396		
Area chief accountant	4	21,770	4	21,451	4.1	19,233		
Executive assistant	10	53,400	10.8	57,727	14.9	68,964		
Health services specialist	8	42,700	8	42,655	7.4	34,209		
Information specialist	9	48,510	8	44,183	5.7	26,934		
Investigator in charge	5	28,000	5	27,825	5.4	26,277		
Personnel officer	8	43,120	10	55,488	9.8	46,446		
Regional business manager	2	10,780	2	10,662	2	9,250		
State director	41	223,090	42.2	231,753	35.8	168,625		
Grade 11. Range \$4,300 to \$5,180:								
Administrative analyst	8	33,280	11	48,727	14.9	56,692		
Assistant chief, production and loan supervision section			1	4,520	1.5	5,858		
Assistant investigator in charge	4	18,080	4	17,887	3.8	14,508		
Associate personnel officer	4	17,640	3.7	15,987	3.4	13,064		
Auditor	10	43,220	2.3	9,693	0.5	2,058		
Business analyst	6	26,460	7	31,237	6.9	26,410		
Chief, accounting section	12	54,680	12	54,038	12.3	47,370		
Cooperative accountant			1	4,410	1	3,800		
District supervisor			0.5	2,150	1.6	6,587		
Health services specialist	5	22,160	4.7	20,773	4.1	15,725		
Information specialist			2	8,987	4.9	18,983		
Investigator	5	22,050	10	43,734	9.8	37,242		
Purchasing and marketing specialist	1	4,520	1	4,373	0.3	1,267		
Regional business manager	7	30,870	8	23,379	6.7	25,776		
State director	2	10,140	2	9,973	5.2	21,479		
Grade 10. Range \$3,970 to \$4,630:								
Assistant chief, accounting section					0.8	2,771		
Grade 9. Range \$3,640 to \$4,300:								
Administrative analyst	6	22,610	7	25,727	11.5	36,703		
Administrative supervisor					3.1	10,120		
Auditor	17	61,980	4	14,493	1.8	5,846		
Budget officer	4	15,000	7.2	26,649	6.2	19,724		
Business manager			0.9	3,337				
Chief, purchase and maintenance section	4	15,000	3	11,250	3	9,466		
Cooperative accountant	2	7,500	2.9	10,883	4	12,735		
Field representative	1	3,750	1.9	7,087	1.7	5,475		
Health services specialist	1	3,860	1	3,822	1.7	5,475		
Information specialist			2	7,418	1.3	4,636		
Investigator	10	38,050	15	55,653	14.7	47,309		
Personnel officer	2	7,500	3.2	11,648	1.4	4,533		
Project supervisor					0.5	1,617		
Property and supply officer	6	22,280	6	22,143	5.4	17,398		
State director	7	27,216	6.9	26,745	6.8	22,814		
Supervisor, audit and certification unit	4	15,000	4	14,907	3	11,761		
Supervisor, control accounts unit	8	30,220	8	30,056	7.5	24,173		
Supervisor, employees accounting unit	4	15,660	4	15,660	4	13,154		
Supervisor, machine operations unit	4	15,550	4	15,467	4	13,125		
Supervisor, project accounting unit	4	14,890	3.2	11,901	3	9,440		
Supervisor, reports unit					1	3,410		
Grade 8. Range \$3,310 to \$3,970:								
Grade 7. Range \$2,980 to \$3,640:								
Grade 5. Range \$2,320 to \$2,980:								
Grade 4. Range \$2,100 to \$2,496:								
Grade 3. Range \$1,902 to \$2,298:								
Grade 2. Range \$1,704 to \$2,100:								
Grade 1. Range \$1,506 to \$1,902:								
Total permanent, field	7,028.5	17,994,758	7,503.1	19,047,100	7,517.3	15,981,820		
Temporary employment, field		18,632,638		20,836,403		25,331,412		
W. A. E. employment, field		290.4		290.4		121.7		
W. O. C. employment, field		433,974		433,974		202,163		
Overtime pay, field						3,394,777		
Night-work differential, field		3,383		3,383				
Additional pay for foreign service, field		131,720		133,660		109,286		
All personal services, field	7,337.5	18,596,473	7,814.3	20,165,305	7,670.3	19,719,458		
01 Personal services (net)	7,714.8	19,809,761	8,201.1	21,419,271	8,041.7	20,915,394		

FARM SECURITY ADMINISTRATION—Continued

LOANS, GRANTS, AND RURAL REHABILITATION—Continued

Loans, Grants, and Rural Rehabilitation, Department of Agriculture—Continued  
Rural Rehabilitation Loans, Department of Agriculture (Advances From Reconstruction Finance Corporation)—Continued

By objects	Obligations		
	Estimate, 1947	Estimate, 1946	Actual, 1945
<b>OTHER OBLIGATIONS</b>			
02 Travel.....	\$2,412,412	\$2,516,783	\$2,361,943
03 Transportation of things.....	49,500	52,244	65,036
04 Communication services.....	207,000	211,813	216,258
05 Rents and utility services.....	718,700	751,727	675,521
06 Printing and binding.....	92,000	94,000	89,340
07 Other contractual services.....	255,466	257,816	349,537
08 Supplies and materials.....	116,290	120,450	101,427
09 Equipment.....	14,431	1,831	3,176
10 Lands and structures.....	7,500	7,500	-----
11 Grants, subsidies, and contributions.....	250,000	250,000	196,619
16 Investments and loans.....	67,500,000	67,500,000	66,907,653
Total other obligations.....	71,624,209	71,764,164	70,966,510
Grand total obligations.....	91,433,970	93,183,435	91,881,904
Reimbursements for services performed, Transferred to—			-47,479
"Salaries and expenses, Division of Disbursements," Treasury Department.....	+64,557	+70,336	+74,307
"Printing and binding, Division of Disbursements," Treasury Department.....	+863	+863	+947
"Salaries and expenses, Office of Treasurer of the United States".....	+560	+580	+3,390
"Printing and binding, Office of Treasurer of the United States".....	+50	+50	+380
"Salaries and expenses, Office of Information, Department of Agriculture".....	-----	-----	+975
Reappropriation in 1946 of 1945 unobligated balance from "Loans and grants to farmers, flood and windstorm damage".....	-----	-198,000	-----
Received by loan from "Reconstruction Finance Corporation".....	-67,500,000	-67,500,000	-66,907,653
Net total obligations.....	24,000,000	25,557,264	25,006,771
Covered into Treasury as miscellaneous receipts, Public Law 529.....	-----	-----	+14,927
Excess of obligations over appropriation due to Public Law 106.....	-----	-3,200,000	-----
Estimated savings, unobligated balance.....	-----	-----	978,302
Total estimate or appropriation.....	24,000,000	22,357,264	26,000,000
<b>BY PROJECTS OR FUNCTIONS</b>			
Salaries and expenses:			
(a) Making loans; assisting and servicing original loans.....	\$2,672,410	\$2,672,410	\$2,350,000
(b) Collecting; assisting and servicing outstanding loans.....	21,004,000	22,216,625	18,807,193
2. Grants.....	250,000	250,000	196,619
3. Rural rehabilitation projects.....	7,500	7,500	764
4. Loans.....	67,500,000	67,500,000	66,907,653
5. Services performed for other agencies.....	-----	-----	45,993
6. Overtime pay.....	-----	536,900	3,573,682
Grand total obligations.....	91,433,970	93,183,435	91,881,904
Adjustments (see objects schedule for detail).....	-67,433,970	-70,826,171	-65,881,904
Total estimate or appropriation.....	24,000,000	22,357,264	26,000,000

FARM TENANCY

Salaries and Expenses, Farm Tenancy, Department of Agriculture—

To enable the Secretary [through the War Food Administration] to carry into effect the provisions of title I of the Bankhead-Jones Farm Tenant Act, approved July 22, 1937 (7 U. S. C. 1000-1006), as follows:

Salaries and expenses: For necessary expenses in connection with the making of loans [under title I of the Bankhead-Jones Farm Tenant Act, approved July 22, 1937 (7 U. S. C. 1000-1006),] and the collection of moneys due the United States on account of loans heretofore made under the provisions of title I of said Act, including the employment of persons and means in the District of Columbia and elsewhere, exclusive of printing and binding, as authorized by said Act, [\$2,500,000] \$2,804,000. (Act of May 5, 1945, Public Law 52.)

Estimate 1947, \$2,804,000

Appropriated 1946, \$2,500,000

Loans, Farm Tenancy, Department of Agriculture (Advances From Reconstruction Finance Corporation)—

Loans: For loans to individual farmers in accordance with title I of [the Bankhead-Jones Farm Tenant Act, approved July 22, 1937 (7 U. S. C. 1000-1006)] said Act and section 505 (b) of the Servicemen's Readjustment Act of 1944 [Public Law 346] 38 U. S. C. 694e (b)], \$50,000,000, including \$25,000,000 for loans to eligible veterans which may be distributed, without regard to the provisions of section 4 of the Bankhead-Jones Farm Tenant Act, among the States and Territories in such amounts as are necessary to make such loans, which sums shall be borrowed from the Reconstruction Finance Corporation at an interest rate of not to exceed 3 per centum per annum and no loan, excepting those to eligible veterans, shall be made in an amount greater than 15 per centum above the census value of the average farm unit of thirty acres and more in the county, parish, or locality where the purchase is made, as determined by the 1940 farm census; and the Reconstruction Finance Corporation is hereby authorized and directed to lend such sum to the Secretary upon the security of any obligations of borrowers from the Secretary under the provisions of title I of the Bankhead-Jones Farm Tenant Act, approved July 22, 1937 (7 U. S. C. 1000-1006): *Provided*, That the amount loaned by the Reconstruction Finance Corporation shall not exceed 85 per centum of the principal amount outstanding of the obligations constituting the security therefor: *Provided further*, That the Secretary may utilize proceeds from payments of principal and interest on any loans made under such title I to repay the Reconstruction Finance Corporation the amount borrowed therefrom under the authority of this paragraph: *Provided further*, That the amount of notes, bonds, debentures, and other such obligations which the Reconstruction Finance Corporation is authorized and empowered to issue and to have outstanding at any one time under existing law is hereby increased by an amount sufficient to carry out the provisions hereof. (Act of May 5, 1945, Public Law 52.)

By objects	Obligations					
	Estimate, 1947		Estimate, 1946		Actual, 1945	
<b>PERSONAL SERVICES, DEPARTMENTAL</b>						
Clerical, administrative, and fiscal service:	Man-years	Total salary	Man-years	Total salary	Man-years	Total salary
Grade 14. Range \$7,175 to \$8,225:						
Director, farm ownership division.....	1	\$8,225	1	\$8,225	1	\$7,500
Grade 13. Range \$6,230 to \$7,070:						
Assistant director, farm ownership division.....	1	6,440	1	6,300	0.9	5,358
Grade 12. Range \$5,180 to \$6,020:						
Chief, insurance section.....	1	5,390	1	5,390	0.1	400
Grade 11. Range \$4,300 to \$5,180:						
Administrative officer.....	2	8,820	1.7	7,332	1.1	4,267
Grade 9. Range \$3,640 to \$4,300:						
Administrative assistant.....	1	3,640	0.8	2,730	-----	-----
Insurance specialist.....	1	3,860	1	3,860	-----	0.1 275
Grade 5. Range \$2,320 to \$2,980.....	2	4,970	2	4,915	1	2,100
Grade 4. Range \$2,100 to \$2,496.....	4	8,664	4	8,609	3.4	6,075
Grade 3. Range \$1,902 to \$2,298.....	1	1,990	1.8	3,461	0.1	140
Grade 1. Range \$1,506 to \$1,902.....	1	1,836	1	1,820	1	1,485
Professional service:						
Grade 7. Range \$7,175 to \$8,225:						
Assistant director, farm ownership division.....	1	7,438	1	7,219	-----	-----
Grade 5. Range \$5,180 to \$6,020:						
Loan making specialist.....	1	6,020	1	6,020	0.5	2,533
Loan servicing specialist.....	1	5,000	1	5,495	1	4,800
Supervisor, property maintenance.....	1	5,390	1	5,390	0.1	384
Grade 4. Range \$4,300 to \$5,180:						
Program analyst.....	1	4,520	1	4,520	0.9	3,539
Grade 1. Range \$2,320 to \$2,980.....	1	2,430	1	2,421	0.7	1,458
Total permanent, departmental.....	21	85,233	21.3	83,707	11.9	40,314
Overtime pay, departmental.....	-----	-----	-----	1,403	-----	6,033
All personal services, departmental.....	21	85,233	21.3	85,110	11.9	46,347
<b>PERSONAL SERVICES, FIELD</b>						
Clerical, administrative, and fiscal service:						
Grade 13. Range \$6,230 to \$7,070:						
Assistant regional director.....	3	19,740	3	19,723	3.3	18,915
Grade 12. Range \$5,180 to \$6,020:						
Liquidation specialist.....	-----	-----	1	5,180	0.3	1,150
Grade 9. Range \$3,640 to \$4,300:						
Administrative assistant.....	2	7,720	1.8	7,032	1	3,151
Chief, real property control section.....	-----	-----	-----	-----	0.2	733
Insurance specialist.....	1	3,860	1	3,860	0.7	2,200
Liquidation specialist.....	-----	-----	-----	-----	0.4	1,333
Grade 7. Range \$2,980 to \$3,640.....	5	15,890	5	15,890	4.8	12,483
Grade 5. Range \$2,320 to \$2,980.....	10	24,484	11.6	28,425	7.3	14,784
Grade 4. Range \$2,100 to \$2,496.....	12	26,652	12	26,465	10.4	18,746
Grade 3. Range \$1,902 to \$2,298.....	146	286,587	148.3	290,473	35.7	58,493
Grade 2. Range \$1,704 to \$2,100.....	46	79,806	46.1	79,499	7.3	10,717
Grade 1. Range \$1,506 to \$1,902.....	4	6,090	3.7	5,550	-----	-----
Professional service:						
Grade 5. Range \$5,180 to \$6,020:						
Chief, farm ownership section.....	6	32,160	7	37,154	5.6	26,494

By objects	Obligations					
	Estimate, 1947		Estimate, 1946		Actual, 1945	
	Man-years	Total salary	Man-years	Total salary	Man-years	Total salary
<b>PERSONAL SERVICES, FIELD—continued</b>						
Professional service—Continued						
Grade 5. Range \$5,180 to \$6,020—Con.						
Chief, loan making section	3	\$15,960	3	\$15,960	5	\$22,999
Chief, loan servicing section	2	10,570	2	10,570	2	9,200
Farm ownership specialist	2	10,570	2	10,518	1	4,600
Grade 4. Range \$4,300 to \$5,180:						
Architect	1	4,300	1	4,300	1 1	4,231
Assistant chief, farm ownership section						
Architect	5	21,870	5.8	25,147	1 1	4,330
Assistant chief, loan making section	1	4,300	0.9	3,942	1.2	4,583
Assistant chief, loan servicing section	4	17,640	3.8	16,547	1.8	6,975
Farm ownership engineer	6	27,120	6	26,542	9.4	36,690
State farm ownership specialist	35	156,440	34.3	152,418	17.2	66,303
Grade 3. Range \$3,640 to \$4,300:						
Architect	2	7,390	1.9	6,981	0.4	1,334
Farm ownership engineer	42	162,120	42.6	161,423	33.5	110,661
Farm ownership specialist	56	211,320	56	209,937	47.6	134,545
Grade 2. Range \$2,980 to \$3,640:						
Grade 1. Range \$2,320 to \$2,980:	217	676,078	218.1	678,066	71.6	191,637
Grade 2. Range \$1,152 to \$1,296:	32	77,790	33.7	81,376	3.6	7,232
Subprofessional service:						
Grade 5. Range \$2,100 to \$2,496:	12	25,596	12.3	26,230	0.7	1,275
Grade 3. Range \$1,704 to \$2,100:					0.6	920
Department of Agriculture grades:						
Grade 17. Range \$3,640 to \$4,080:						
Chief, farm ownership section	1	3,750	1	3,750	1	3,067
Grade 10. Range \$2,034 to \$2,300:	1	2,100	1	2,100	1	1,740
Grade 2. Range \$1,152 to \$1,296:	1	1,224	1	1,194	0.4	400
Total permanent, field	658	1,939,127	666.9	1,956,252	277.2	801,911
Temporary employment, field					1.1	1,763
W. A. E. employment, field	201	2,191,300	201.2	2,191,300	63.7	74,835
Overtime pay, field						172,593
Additional pay for foreign service, field		8,519		8,144		6,599
All personal services, field	859.2	2,138,946	868.1	2,203,518	342	1,057,701
01 Personal services (net)	880.2	2,224,179	880.4	2,288,628	353.9	1,104,048
<b>OTHER OBLIGATIONS</b>						
02 Travel		476,206		478,846		254,451
03 Transportation of things		4,265		3,665		1,250
04 Communication services		15,000		15,222		6,275
05 Rents and utility services		50,000		50,000		34,654
07 Other contractual services		4,500		4,500		2,527
08 Supplies and materials		20,575		20,575		22,500
09 Equipment		6,000				
16 Investments and loans		50,000,000		50,000,000		11,699,846
Total other obligations		50,576,546		50,572,808		12,021,503
Grand total obligations		52,800,725		52,861,436		13,125,551
Reimbursements for services performed						-57
Transferred to—						
"Salaries and expenses, Division of Disbursement, Treasury Department"		+3,231		+3,520		+2,874
"Printing and binding, Division of Disbursement, Treasury Department"		+44		+44		+48
Received by loan from "Reconstruction Finance Corporation"		-50,000,000		-50,000,000		-11,699,846
Net total obligations		2,804,000		2,865,000		1,428,570
Covered into Treasury as miscellaneous receipts, Public Law 529						+835
Excess of obligations over appropriation due to Public Law 106				-365,000		
Estimated savings, unobligated balance						70,595
Total estimate or appropriation		2,804,000		2,500,000		1,500,000
<b>BY PROJECTS OR FUNCTIONS</b>						
1. Salaries and expenses		\$2,800,725		\$2,812,211		\$1,247,027
2. Loans		50,000,000		50,000,000		11,699,846
3. Services performed for other agencies						52
4. Overtime pay				49,225		178,626
Grand total obligations		52,800,725		52,861,436		13,125,551
Adjustments (see objects schedule for detail)		-49,996,725		-50,361,436		-11,625,551
Total estimate or appropriation		2,804,000		2,500,000		1,500,000

WATER FACILITIES, ARID AND SEMIARID AREAS

Development of Water Facilities, Arid and Semiarid Areas, Department of Agriculture—

To enable the Secretary to carry into effect the provisions of the Act entitled "An Act to promote conservation in the arid and semiarid areas of the United States by aiding in the development of facilities for water storage and utilization, and for other purposes", approved August 28, 1937, as amended (16 U. S. C. 590r-590x, 590z-5), \$1,000,000, of which not to exceed \$11,000 may be

expended for personal services in the District of Columbia. (Act of May 5, 1945, Public Law 52.)

Estimate 1947, \$1,000,000      Appropriated 1946, \$1,000,000

By objects	Obligations						
	Estimate, 1947		Estimate, 1946		Actual, 1945		
	Man-years	Total salary	Man-years	Total salary	Man-years	Total salary	
<b>PERSONAL SERVICES, DEPARTMENTAL</b>							
Clerical, administrative, and fiscal service:							
Grade 15. Range \$8,750 to \$9,800							
Assistant administrator					0.3	\$2,125	
Grade 5. Range \$2,320 to \$2,980	1	\$2,320	0.8	\$1,740			
Grade 3. Range \$1,902 to \$2,298					0.1	210	
Professional service:							
Grade 6. Range \$6,230 to \$7,070:							
Chief, water facilities section	1	6,440	1	6,440	0.1	460	
Total permanent, departmental	2	8,760	1.8	8,180	0.5	2,795	
Overtime pay, departmental						111	
All personal services, departmental	2	8,760	1.8	8,291	0.5	3,060	
<b>PERSONAL SERVICES, FIELD</b>							
Clerical, administrative, and fiscal service:							
Grade 4. Range \$2,100 to \$2,496	2	4,398	2	4,327	1.8	3,298	
Grade 3. Range \$1,902 to \$2,298	6	11,940	6	11,886	5.4	8,892	
Grade 2. Range \$1,704 to \$2,100					0.3	426	
Professional service:							
Grade 5. Range \$5,180 to \$6,020:							
Chief, water facilities section						0.9	4,190
Water facilities engineer	2	10,780	1.9	10,156	1	4,700	
Water facilities specialist	2	10,780	2	10,780			
Grade 4. Range \$4,300 to \$5,180:							
Chief, water facilities section	1	4,520	1	4,520			
Water facilities engineer	3	13,340	2.9	12,982	5.8	22,201	
Water facilities specialist	2	8,600	1.7	7,166	2	7,600	
Grade 3. Range \$3,640 to \$4,300:							
Water facilities engineer	9	34,245	9.5	37,019	11.5	37,692	
Water facilities specialist	15	57,075	15.1	57,188	10.2	33,113	
Grade 2. Range \$2,980 to \$3,640:	3	9,360	4	12,470	8.1	21,269	
Subprofessional service:							
Grade 6. Range \$2,320 to \$2,980	1	2,430	1	2,338	0.1	250	
Total permanent, field	46	167,468	47.1	170,832	47.1	143,631	
W. A. E. employment, field	0.2	382		0.3	497	0.1	45
Overtime pay, field						3,589	
All personal services, field	46.2	167,850	47.4	174,918	47.2	170,772	
01 Personal services (net)	48.2	176,610	49.2	183,209	47.7	173,832	
<b>OTHER OBLIGATIONS</b>							
02 Travel		37,170		40,471		35,625	
03 Transportation of things		650		300		314	
04 Communication services		870		870		1,206	
07 Other contractual services		400		100		95	
08 Supplies and materials		2,600		1,550		1,693	
09 Equipment		4,500					
16 Investments and loans		777,200		798,500		806,669	
Total other obligations		823,390		841,791		845,602	
Grand total obligations		1,000,000		1,025,000		1,019,434	
Reimbursements for services performed						-2,282	
Net total obligations		1,000,000		1,025,000		1,017,152	
Covered into Treasury as miscellaneous receipts, Public Law 529						+228	
Excess of obligations over appropriation due to Public Law 106				-25,000			
Estimated savings, unobligated balance						7,620	
Total estimate or appropriation		1,000,000		1,000,000		1,025,000	
<b>BY PROJECTS OR FUNCTIONS</b>							
1. Salaries and expenses		\$222,800		\$222,800		\$183,279	
2. Loans		777,200		798,500		806,669	
3. Services performed for other agencies						2,125	
4. Overtime pay				3,700		27,361	
Grand total obligations		1,000,000		1,025,000		1,019,434	
Adjustments (see objects schedule for detail)				-25,000		+5,566	
Total estimate or appropriation		1,000,000		1,000,000		1,025,000	

Loans and Grants to Farmers, 1945 Flood Damage, 1946 (Farm Security Administration)—

§2. Two million dollars of the balance of the appropriation of \$15,000,000 made in the Second Deficiency Appropriation Act, 1943, for 1943 flood restoration loans, is hereby reappropriated and made available until June 30, 1946, to enable the Secretary of Agriculture, in such manner and upon such terms and conditions as he may prescribe, to make loans and grants to farmers whose property has been or may be destroyed or damaged by floods in 1945 and to service loans made under such appropriation in con-



FARM SECURITY ADMINISTRATION—Continued

Loans and Grants to Farmers, 1945 Flood Damage, 1946 (Farm Security Administration)—Continued

nection with the 1943 and 1944 floods: *Provided*, That of such amount not to exceed \$300,000 shall be used for grants and not to exceed 10 per centum of the aggregate amounts actually loaned or granted shall be available for administrative expenses. (Act of June 12, 1945, Public Law 82.)

By objects	Obligations		
	Estimate, 1947	Estimate, 1946	Actual, 1945
<b>PERSONAL SERVICES, FIELD</b>	Man- Total years salary	Man- Total years salary	Man- Total years salary
Clerical, administrative, and fiscal service:			
Grade 3. Range \$1,902 to \$2,298	24	\$45,714	26.7 \$43,313
Grade 2. Range \$1,704 to \$2,100	2	3,408	1.3 1,920
Professional service:			
Grade 2. Range \$2,980 to \$3,640	23	68,650	31.7 82,594
Grade 1. Range \$2,320 to \$2,980	6	14,030	4.1 8,362
Subprofessional service:			
Grade 5. Range \$2,100 to \$2,496	1	2,100	1.2 2,182
Total permanent, field	56	133,902	65 138,371
Overtime pay, field			29,975
01 Personal services (net)	56	133,902	65 168,346
<b>OTHER OBLIGATIONS</b>			
02 Travel		16,098	16,471
11 Grants, subsidies, and contributions		100,000	18,562
16 Investments and loans		1,750,000	352,358
Total other obligations		1,866,098	387,391
Grand total obligations		2,000,000	555,737
Prior year balance available in 1945			+12,833,323
Reappropriation of 1945 balance for 1946 appropriation "Loans, grants, and rural rehabilitation, Department of Agriculture"			+198,000
Reappropriation of 1945 balance for 1946. Estimated savings, unobligated balance		-2,000,000	+2,000,000
			10,079,586
Total estimate or appropriation			
<b>BY PROJECTS OR FUNCTIONS</b>			
1. Salaries and expenses		\$150,000	\$154,842
2. Loans		1,750,000	352,358
3. Grants		100,000	18,562
4. Overtime pay			29,975
Grand total obligations		2,000,000	555,737
Adjustments (see objects schedule for detail)		-2,000,000	-555,737
Total estimate or appropriation			

Working Fund, Agriculture (Farm Security Administration)—

By objects	Obligations		
	Estimate, 1947	Estimate, 1946	Actual, 1945
<i>For expenses in connection with the handling and certifying of applications for guaranty of loans for agricultural purposes under the "Serricemen's Readjustment Act of 1944"</i>			
<b>PERSONAL SERVICES, FIELD</b>	Man- Total years salary	Man- Total years salary	Man- Total years salary
Clerical, administrative, and fiscal service:			
Grade 11. Range \$4,300 to \$5,180: Information specialist	4	\$17,200	
W. A. E. employment, field	127.7	185,985	24.6 \$39,065
Overtime pay, field			9,301
01 Personal services (net)		131.7 203,185	24.6 48,366
<b>OTHER OBLIGATIONS</b>			
02 Travel		75,994	48,616
03 Transportation of things			22
04 Communication services		6,200	1,938
05 Printing and binding		1,500	524
07 Other contractual services		200	280
08 Supplies and materials			175
Total other obligations		83,894	51,555
Grand total obligations		287,079	99,921
Advanced from Veterans Administration		-175,000	-212,000
1945 balance available in 1946		-112,079	+112,079
Total estimate or appropriation			

Total, Farm Security Administration, annual appropriations, general account:

Estimate 1947, \$27,804,000      Appropriated 1946, \$25,857,264

Trust accounts:

Payments in Lieu of Taxes and for Operation and Maintenance of Resettlement Projects, Farm Security Administration—

Receipts derived from the operation of any resettlement project or any rural rehabilitation project for resettlement purposes are covered into the Treasury and constitute a special trust fund, which shall be available to the Farm Security Administration for payments in lieu of taxes to States, political subdivisions, and local taxing units and for any other expenditures for operation and maintenance (including insurance) of such projects. (40 U. S. C. 431-434.)

Estimate 1947, \$150,000      Appropriated 1946, \$150,000  
Revised 1946, \$400,000

By objects	Obligations		
	Estimate, 1947	Estimate, 1946	Actual, 1945
<b>PERSONAL SERVICES, FIELD</b>	Man- Total years salary	Man- Total years salary	Man- Total years salary
Clerical, administrative, and fiscal service:			
Grade 13. Range \$6,230 to \$7,070: Assistant regional director	1	\$6,440	1 \$5,800
Project liquidation officer			0.7 3,963
Grade 12. Range \$5,180 to \$6,020: Project liquidation officer	2	10,570	2.9 15,161
Grade 11. Range \$4,300 to \$5,180: Chief, management accounting section	4	17,860	4 17,805
Chief, project sales section	1	4,960	1 4,905
Project liquidation officer	3	13,120	3.1 13,497
Project manager			1 5,180
Grade 9. Range \$3,640 to \$4,300: Administrative assistant			1.7 5,767
Project liquidation officer	2	7,610	4 14,817
Project manager			2 8,022
Supervisor, project sales			0.7 2,133
Grade 7. Range \$2,980 to \$3,640			9.9 31,257
Grade 5. Range \$2,320 to \$2,980	4	11,370	13.4 33,471
Grade 4. Range \$2,100 to \$2,496	4	9,017	9.9 21,447
Grade 3. Range \$1,902 to \$2,298	24	49,938	51.8 102,208
Grade 2. Range \$1,704 to \$2,100	4	7,476	10.8 18,868
Grade 1. Range \$1,506 to \$1,902			1.2 1,565
Professional service:			
Grade 5. Range \$5,180 to \$6,020: Engineer	1	6,020	3 16,188
Project sales supervisor			2 9,350
Grade 4. Range \$4,300 to \$5,180: Architect			1 3,950
Assistant chief, project sales			1 4,410
District supervisor, project liquidation			1 4,520
Engineer			1.2 5,557
Project supervisor			1 5,363
Grade 3. Range \$3,640 to \$4,300: District supervisor, project liquidation	3	12,240	9.8 36,985
Engineer	1	4,080	1 3,970
Grade 2. Range \$2,980 to \$3,640	10	33,540	30.7 94,651
Grade 1. Range \$2,320 to \$2,980			3.4 8,422
Subprofessional service:			
Grade 7. Range \$2,650 to \$3,310			1 2,760
Grade 6. Range \$2,320 to \$2,980			0.7 1,333
Grade 5. Range \$2,100 to \$2,496			1.8 3,769
Grade 4. Range \$1,902 to \$2,298	1	2,034	1 2,034
Grade 3. Range \$1,704 to \$2,100			2.5 4,326
Crafts, protective, and custodial service:			
Grade 7. Range \$2,364 to \$2,870			1 2,040
Grade 6. Range \$2,166 to \$2,562			4.3 9,509
Grade 5. Range \$1,968 to \$2,364			0.8 1,349
Grade 3. Range \$1,572 to \$1,902			1 1,572
Grade 2. Range \$1,440 to \$1,770			1.1 1,357
Department of Agriculture grades:			
Grade 14. Range \$2,750 to \$2,980			0.5 1,250
Grade 12. Range \$2,232 to \$2,320			1.6 3,023
Grade 10. Range \$2,034 to \$2,100			0.1 72
Grade 4. Rate of \$1,506			2 2,363
Total permanent, field	65	196,275	178.5 497,114
Temporary employment, field			2.4 4,915
W. A. E. employment, field			3.2 5,587
Casual employment, field			2.8 4,250
Overtime pay, field			12,364
Additional pay for foreign service, field			1,677
01 Personal services (net)	65	196,275	183.7 518,643
<b>OTHER OBLIGATIONS</b>			
02 Travel		20,600	44,525
03 Transportation of things		100	229
04 Communication services		725	1,379
05 Rents and utility services		5,400	9,092
07 Other contractual services		10,000	20,130
Payments in lieu of taxes:			
Insurance premiums			85,800
Supplies and materials		8,000	1,000
Equipment			17,341
			11,193
			2,031



By objects	Obligations		
	Estimate, 1947	Estimate, 1946	Actual, 1945
OTHER OBLIGATIONS—continued			
13 Refunds, awards, and indemnities.....	\$1,000	\$2,000	\$3,976
Total other obligations.....	70,825	181,357	351,109
Grand total obligations.....	267,100	700,000	1,313,515
Reimbursements for services performed			-38
Prior year funds available in 1945.....			-1,850,475
1945 funds available in 1946.....		-1,538,313	+1,538,313
1946 funds available in 1947.....	-1,238,313	+1,238,313	
1947 funds available in 1948.....	+1,121,213		
Total estimate or appropriation.....	150,000	400,000	1,001,315

**State Rural Rehabilitation Corporation Funds, Farm Security Administration—**

For State Rural Rehabilitation Corporation Funds, deposited in trust in the Treasury of the United States, and made available for rural rehabilitation purposes within the respective States under individual agreements with Corporation directorates transferring such funds in trust to the Department. (5 U. S. C. 67, 563.)

Estimate 1947, **\$6,000,000**      Appropriated 1946, **\$5,000,000**  
 Revised 1946, **\$6,500,000**

By objects	Obligations					
	Estimate, 1947		Estimate, 1946		Actual, 1945	
PERSONAL SERVICES, FIELD						
Clerical, administrative, and fiscal service						
Grade 12. Range \$5,180 to \$6,020					0 6	\$2,861
Project liquidation officer					0 7	2,408
Grade 9. Range \$3,640 to \$4,300					1 6	4,363
Administrative assistant					1	1,800
Grade 7. Range \$2,980 to \$3,640	1	\$3,090	1 5	\$1,745	41 6	72,328
Grade 6. Range \$2,320 to \$2,980	14	33,250	8 5	20,445	0 1	135
Grade 4. Range \$2,100 to \$2,496	7	14,700	0 9	1,925		
Grade 3. Range \$1,902 to \$2,298	80	155,724	51 5	106,862		
Grade 2. Range \$1,704 to \$2,100	8	13,632				
Grade 1. Range \$1,506 to \$1,902	2	3,144	1 8	2,822		
Professional service:						
Grade 3. Range \$3,640 to \$4,300					1 9	5,933
District supervisor	1	3,750	0 9	3,438		
Engineer	1	3,850	1	3,777		
Grade 2. Range \$2,980 to \$3,640	60	183,310	39 2	120,551	50 1	130,777
Grade 1. Range \$2,320 to \$2,980	28	67,160	16 6	39,992	4 1	8,694
Subprofessional service:						
Grade 5. Range \$2,160 to \$2,496					1 8	3,201
Crafts, protective, and custodial service:						
Grade 3. Range \$1,572 to \$1,902	1	1,770	1	1,770	1	1,440
Total permanent, field	203	483,390	125 9	306,327	107 5	233,940
Temporary employment, field					0 1	79
W. A. E. employment, field					0 5	725
Casual employment, field			0 8	1,100		
Overtime pay, field				8,675		50,320
01 Personal services (net)	203	483,390	126 7	316,102	108 1	285,064
OTHER OBLIGATIONS						
02 Travel.....		43,700		26,454		25,097
03 Transportation of things.....						12
04 Communication services.....		50		25		170
05 Rents and utility services.....		50		56		1,251
07 Other contractual services.....		8,000		8,680		15,768
Payments in lieu of taxes.....		1,500		4,947		18,158
Insurance premiums.....						6,884
08 Supplies and materials.....		5,220		3,270		3,816
13 Refunds, awards, and indemnities.....		110,000		110,466		127,553
16 Investments and loans.....		8,000,000		9,500,000		5,636,506
Total, other obligations.....		8,168,520		9,653,898		5,835,215
Grand total obligations.....		8,651,910		9,970,000		6,120,279
Prior year funds available in 1945.....						-6,913,883
1945 funds available in 1946.....				-9,813,791		+9,813,791
1946 funds available in 1947.....		-6,343,791		+6,343,791		
1947 funds available in 1948.....		+3,691,881				
Total estimate or appropriation.....		6,000,000		6,500,000		9,020,187
BY PROJECTS OR FUNCTIONS						
1. Salaries and expenses.....		\$640,190		\$429,146		\$375,087
2. Rural rehabilitation projects.....		11,720		32,179		58,366
3. Loans.....		8,000,000		9,500,000		5,636,506
4. Overtime pay.....				8,675		50,320
Grand total obligations.....		8,651,910		9,970,000		6,120,279

By projects or functions	Obligations		
	Estimate, 1947	Estimate, 1946	Actual, 1945
Adjustments (see objects schedule for detail).....	-\$2,651,910	-\$3,470,000	+\$2,899,908
Total estimate or appropriation.....	6,000,000	6,500,000	9,020,187

**Drainage District Assessments on Acquired Lands, Farm Security Administration—**

By objects	Obligations		
	Estimate, 1947	Estimate, 1946	Actual, 1945
Prior year funds available in 1945.....			-\$25,073
1945 funds available in 1946.....		-\$25,073	+25,073
1946 funds available in 1947.....	-\$25,073	+25,073	
1947 funds available in 1948.....	+25,073		
Total estimate or appropriation.....			

**Liquidation of Deposits, Reserve for Maintenance and Repair, Lease and Purchase Agreements, Farm Security Administration—**

For deposit of funds received by the Farm Security Administration from purchasers of property as deposits to a reserve fund for maintenance and repair of the property, to be held in trust for the purchaser in accordance with the provision of the lease and purchase agreement.

Appropriated 1946, **\$50**  
 Revised 1946, **\$100**

By objects	Obligations		
	Estimate, 1947	Estimate, 1946	Actual, 1945
16 Investments and loans (repayment of deposits)		\$322	\$1,498
Transferred to "Liquidation of deposits, reserve for maintenance and repair, lease and purchase agreements, Federal Public Housing Authority"		+16,006	
Prior year funds available in 1945.....			-16,808
1945 funds available in 1946.....		-16,228	+16,228
Total estimate or appropriation.....		100	918

**Liquidation of Deposits, Lease and Purchase Contracts, Farm Security Administration—**

For deposit of funds received by the Farm Security Administration from purchasers of property as deposits toward the purchase price, to be held in trust until full payment is made, or until determination is made as to the proper disposition thereof, in accordance with the provisions of the lease and purchase contract.

Estimate 1947, **\$60,000**      Appropriated 1946, **\$120,000**  
 Revised 1946, **\$150,000**

By objects	Obligations		
	Estimate, 1947	Estimate, 1946	Actual, 1945
16 Investments and loans (repayment of deposits).....	\$65,000	\$200,000	\$54,987
Transferred to "Liquidation of deposits, lease and purchase contracts, Federal Public Housing Authority"		+18,276	
Prior year funds available in 1945.....			-32,427
1945 funds available in 1946.....		-77,416	+77,416
1946 funds available in 1947.....	-9,140	+9,140	
1947 funds available in 1948.....	+4,140		
Total estimate or appropriation.....	60,000	150,000	99,976

Total, Farm Security Administration, trust accounts:

Estimate 1947, **\$6,210,000**      Appropriated 1946, **\$5,270,050**  
 Revised 1946, **\$7,050,100**

Statement of proposed expenditures for purchase, maintenance, repair, and operation of passenger-carrying vehicles for the fiscal year ending June 30, 1947

FARM SECURITY ADMINISTRATION

Appropriation	Vehicles (motor unless otherwise indicated) to be purchased		Old vehicles to be exchanged		Net cost of vehicles to be purchased	Old vehicles still to be used	Total maintenance, repair, and operation, all vehicles	Public purpose and users
	Number	Gross cost	Number	Allowance (estimated)				
Loans, grants, and rural rehabilitation.	18	\$18,900	18	\$5,400	\$13,500	67	\$26,250	To be used by regional, State, and other employees engaged in the investigation of applications, making of loans, rendering grant aid, rendering of farm and home management assistance to borrowers, and collecting and servicing of loans under the rural rehabilitation program.
Farm tenancy (title I).....	8	8,400	8	2,400	6,000	9	4,800	To be used by field staffs in the investigation of applications and farms in connection with the making of farm-tenancy loans. 1 car is assigned to the Washington office for transportation of departmental personnel to and from other governmental offices and elsewhere on official business.
Water facilities, arid and semiarid areas.	6	6,300	6	1,800	4,500	-----	1,350	To be used by field staffs in the investigation of applications, and the rendering of technical advice and guidance to farmers to assure the utmost utilization of existing or new water facilities.
Total.....	32	33,600	32	9,600	24,000	76	32,400	

RURAL ELECTRIFICATION ADMINISTRATION

To enable the Secretary to carry into effect the provisions of the Rural Electrification Act of 1936, approved May 20, 1936, as amended (7 U. S. C. 901-[914]915), as follows:

Salaries and Expenses, Rural Electrification Administration, Department of Agriculture—

Salaries and expenses: For administrative expenses and expenses of studies, investigations, publications, and reports including the salary of the Administrator, Rural Electrification Administration, and other personal services in the District of Columbia and elsewhere; purchase and exchange of books, lawbooks, books of reference, directories, and periodicals; not to exceed \$300; \$500 for newspapers; purchase (not to exceed \$1,500), maintenance, repair, and operation of one passenger automobile in the District of Columbia and elsewhere; and not to exceed \$500 for financial and credit reports, \$3,200,000 \$5,000,000.

Salaries and expenses: For an additional amount for "Salaries and expenses", Rural Electrification Administration, fiscal year 1946, including the objects specified under this head in the Department of Agriculture Appropriation Act, 1946, and including \$200 additional for newspapers, \$650,000, together with the unobligated balance of the appropriation made under this head in the First Supplemental Appropriation Act, 1945. (5 U. S. C. 511-512—establishing the Department of Agriculture; 7 U. S. C. 901-915—establishing the Rural Electrification Administration; 5 U. S. C. 573. The foregoing citations apply to all appropriation items under the Administration; Act of May 5, 1945, Public Law 52; Act of July 5, 1945, Public Law 132.)

Estimate 1947, \$5,000,000

Appropriated 1946, \$3,850,000

By objects	Obligations					
	Estimate, 1947		Estimate, 1946		Actual, 1945	
	Man-years	Total salary	Man-years	Total salary	Man-years	Total salary
PERSONAL SERVICES, DEPARTMENTAL						
Clerical, administrative, and fiscal service: Grade 14. Range \$7,175 to \$8,225: Chief, finance division.....	1	\$7,438	1	\$7,438	1	\$6,500
Grade 13. Range \$6,230 to \$7,070: Assistant chief, finance division.....	1	6,440	1	6,440	1	5,600
Assistant to deputy administrator.....	1	6,440	1	6,318	0.4	2,333
Chief, information division.....	1	6,440	1	6,440	1	5,700
Chief, personnel division.....	1	6,440	1	6,440	0.9	5,133
Regional head, applications and loans division.....	10	62,300	10	62,300	0.2	1,400
Special assistant to the Administrator	1	6,440	1	6,405	0.9	5,133
Grade 12. Range \$5,180 to \$6,020: Administrative officer.....	1	5,390	1	5,390	1	4,600
Administrative liaison officer.....	1	5,180	1	5,180	1	4,600
Assistant chief, personnel division.....	1	5,180	1	5,180		
Assistant regional head, applications and loans division.....	10	52,010	10	51,975		
Chief, management division.....	1	6,020	1	6,020	1	5,400
Head, current information section.....	1	5,390	1	5,390	1	4,650
Head, editorial section.....	1	5,390	1	5,390	1	4,700
Head, planning and allotment control section.....	1	5,390	1	5,390	1.2	5,379
Head, training, safety, and health section.....	1	5,180	1	5,180	0.1	728
Information liaison representative.....	1	5,390	1	5,390	1	4,700
Installation loans specialist.....	1	5,180	1	5,180		

By objects	Obligations						
	Estimate, 1947		Estimate, 1946		Actual, 1945		
	Man-years	Total salary	Man-years	Total salary	Man-years	Total salary	
PERSONAL SERVICES, DEPARTMENTAL—CON.							
Clerical, administrative, and fiscal service—Continued							
Grade 12. Range \$5,180 to \$6,020—Con. Regional head, applications and loans division.....	10	\$53,480	10	\$53,393	10	\$45,473	
Regional head, finance division.....	0.5	2,590	0.5	2,590			
Grade 11. Range \$4,300 to \$5,180: Assistant chief, management division.....	1	4,300	0.7	3,225	0.2	633	
Assistant head, planning and allotment control section.....	1	4,520	1	4,502	1	3,800	
Assistant insurance specialist.....	1	4,300	1	4,300			
Assistant to chief, applications and loans division.....	1	4,300	0.7	3,010			
Assistant to chief, finance division.....	3	13,340	3	13,285	2.4	8,986	
Confidential assistant to the Administrator.....					0.2	764	
Consultant in cooperative organization and management.....	1	4,960	1	4,850	1	4,200	
Employment officer.....	1	4,520	1	4,483	0.5	1,879	
Head, classification section.....	1	4,300	1	4,300			
Information assistant.....	1	4,300	1	4,300			
Performance analyst.....	1	4,300	1	4,300	0.2	633	
Grade 9. Range \$3,640 to \$4,300: Administrative analyst.....					0.5	1,742	
Administrative assistant.....	5	19,300	5	19,135	2.3	6,500	
Assistant head, classification section.....	1	3,640	1	3,640			
Assistant head, training, safety, and health section.....	1	3,750	1	3,713			
Budget officer.....	1	3,750	1	3,750	1	3,200	
Head, classification section.....					0.4	1,375	
Head, employment section.....					1	3,300	
Head, procurement and internal accounting section.....	1	3,860	1	3,860	1	3,300	
Head, qualifications and placement section.....						0.8	2,679
Information assistant.....	1	3,750	1	3,667	0.8	2,652	
Labor relations analyst.....	1	3,640	1	3,640			
Personnel technician.....	2	7,500	2	7,500			
Regional analyst, finance division.....	10	38,160	10	37,792	9.6	30,674	
Regional examiner, applications and loans division.....	7.5	27,300	7.5	27,300			
Training officer.....					0.5	1,487	
Grade 7. Range \$2,980 to \$3,640: Administrative assistant.....	60.9	187,115	57.5	175,659	42.9	111,889	
Grade 6. Range \$2,650 to \$3,310: Assistant chief, finance division.....					2.3	5,283	
Grade 5. Range \$2,320 to \$2,980: Assistant chief, finance division.....	53	128,130	48.2	115,970	35.1	72,061	
Grade 4. Range \$2,100 to \$2,496: Assistant chief, finance division.....	131.5	284,423	127	273,400	107.1	195,041	
Grade 3. Range \$1,902 to \$2,298: Assistant chief, finance division.....	208.7	406,895	185.7	362,307	125.6	205,466	
Grade 2. Range \$1,704 to \$2,100: Assistant chief, finance division.....	65.6	113,979	55.2	95,897	45.6	66,417	
Grade 1. Range \$1,506 to \$1,902: Assistant chief, finance division.....	8.5	12,999	8.5	12,906	7.6	9,832	
Professional service: Economic program analyst.....	1	6,230	1	6,230	0.4	2,333	
Economist.....	1	6,650	1	6,493	1	5,750	
Engineer.....	1	6,230	1	6,230			
Farm equipment specialist.....	0.7	4,672	0.7	4,672			
Farm water system specialist.....	0.7	4,672	0.7	4,672			
Farmstead wiring specialist.....	1	6,230	1	6,230			
Head, acquisition section.....	1	6,230	1	6,230	0.6	3,267	
Head, construction cost analysis section.....	1	6,230	0.7	4,672			
Head, consumers' service section.....	1	6,440	1	6,440	1	5,700	
Head, distribution section.....	1	6,440	1	6,440	1	5,700	
Head, generation and transmission section.....	1	6,650	1	6,545	1	5,800	

By objects	Obligations					
	Estimate, 1947		Estimate, 1946		Actual, 1945	
	Man-years	Total salary	Man-years	Total salary	Man-years	Total salary
<b>PERSONAL SERVICES, DEPARTMENTAL—CON.</b>						
Professional service—Continued						
Grade 6. Range \$6,230 to \$7,070—Con.						
Head, power section	1	\$6,230	1	\$6,230	0 4	\$2,100
Insurance specialist	1	6,440	1	6,283	0 8	4,458
Labor relations specialist	1	6,230	1	6,230	0 3	1,807
Rate specialist	1	6,230	1	6,230		
Regional construction engineer	10	64,190	10	64,190	9	55,083
Regional operations engineer	10	62,510	10	62,510	3 8	21,202
Special assistant to chief of design and construction division	1	6,650	1	6,650	1	5,800
Grade 5. Range \$5,180 to \$6,020:						
Agricultural economist					0 6	2,700
Assistant farm equipment specialist	0 5	2,590	0 5	2,590		
Assistant farm water systems specialist	0 5	2,590	0 5	2,590		
Assistant farmstead wiring specialist	0 5	2,590	0 5	2,590		
Assistant head, acquisition section	1	5,390	1	5,382		
Assistant head, construction cost analysis section	1	5,180	0 7	3,885		
Assistant head, generation and transmission section	1	5,390	1	5,390	0 2	958
Assistant rate specialist	1	5,390	1	5,390	1	4,650
Assistant regional construction engineer	10	51,800	8	41,440		
Chief, home electrification specialist	1	5,180	1	5,180		
Electroagricultural engineer	1	5,390	1	5,390	1	4,600
Engineer	8 9	46,862	4 9	25,960	2 7	12,537
Head, acquisition section					0 9	4,050
Head, buildings and structures section	1	5,180	1	5,180		
Head, consumers' equipment unit					1	4,750
Head, cooperative services section					0 1	370
Head, equipment standards and performance unit	1	5,390	1	5,373	1	4,600
Head, hydro plants unit	1	5,180	1	5,180	0 6	3,125
Head, industrial power section	1	5,600	1	5,495	1	4,800
Head, inspection section	1	5,180	0 5	2,590		
Head, installation loans section					0 2	767
Head, internal combustion plants unit	1	5,390	1	5,390	1	4,600
Head, labor relations and safety section					0 7	3,067
Head, operating problems unit					0 8	3,450
Head, priorities section					0 7	3,067
Head, specifications and drafting unit	1	5,390	1	5,390	1	4,600
Head, steam plants unit	1	5,180	1	5,180	0 8	3,642
Head, surplus war property office	1	5,810	1	5,810	0 4	1,875
Head, testing and metering unit	1	5,390	1	5,390	0 9	4,325
Head, transmission lines unit	1	5,180	1	5,180	1	4,978
Head, wiring and plumbing unit					0 1	575
Refrigeration specialist					0 9	4,076
Regional operations engineer					5 1	23,758
Grade 4. Range \$4,300 to \$5,180:						
Architectural engineer	1	4,300	1	4,300	1	3,950
Assistant head, construction cost analysis section					1	4,000
Assistant head, economic analysis section	1	4,300	1	4,300	0 1	169
Assistant head, hydro plants unit	1	4,520	1	4,337	0 3	1,108
Assistant head, internal combustion plants unit	1	4,740	1	4,740		
Assistant head, transmission lines unit	1	4,300	1	4,300	0 2	633
Education specialist	53 8		50		28 3	
Engineer		236,694		219,159		107,571
Head, graphics unit	1	4,520	1	4,520	1	3,800
Head, mapping section	1	4,520	1	4,520	1	3,800
Head, plumbing unit					1	3,900
Head, publications unit	1	4,520	1	4,520	1	3,800
Head, wiring unit					0 9	3,483
Home electrification specialist	2	8,600	2	8,600		
Structural engineer	1	4,520	1	4,502	1	3,800
Grade 3. Range \$3,640 to \$4,300:						
Agricultural engineering writer	1	3,640	1	3,640		
Education specialist					0 7	2,533
Engineer	44 4		38 4		21 2	
Head, general statistics section		164,239		141,854		68,596
Home electrification specialist	1	3,640	1	3,640	0 8	2,475
Illustrator	1	3,860	1	3,860	2 1	7,500
Rate engineer	10	37,060	8 5	31,380	3 1	10,007
Grade 2. Range \$2,980 to \$3,640:						
Grade 1. Range \$2,320 to \$2,980:						
Subprofessional service:						
Grade 7. Range \$2,650 to \$3,310:	1	2,760	1	2,659	0 2	288
Grade 6. Range \$2,320 to \$2,980:	4	9,500	3 8	8,889	2 7	5,271
Grade 5. Range \$2,100 to \$2,496:	3	6,234	3	6,201	1 5	2,719
Grade 4. Range \$1,902 to \$2,298:					0 1	68
Crafts, protective, and custodial service:						
Grade 6. Range \$2,106 to \$2,592:	1	2,232	1	2,232	1	1,860
Grade 3. Range \$1,572 to \$1,902:	2	3,342	2	3,277	1 5	1,915
Grade 2. Range \$1,440 to \$1,770:	11 1	16,578	11 1	16,360	5 7	6,927
Department of Agriculture grades:						
Grade 28. Range \$9,800 to \$10,000:						
Deputy administrator	1	9,800	1	9,800	1	9,000
Grade 26. Range \$8,750 to \$9,500:						
Assistant administrator	1	9,013	1	8,937		
Grade 25. Range \$8,225 to \$9,275:						
Chief, cooperatives operations division					0 6	4,146
Consulting engineer	1	8,487	1	8,487	0 5	3,354
Grade 24. Range \$7,700 to \$8,750:						
Chief, applications and loans division	1	7,963	1	7,963	1	7,000

By objects	Obligations					
	Estimate, 1947		Estimate, 1946		Actual, 1945	
	Man-years	Total salary	Man-years	Total salary	Man-years	Total salary
<b>PERSONAL SERVICES, DEPARTMENTAL—CON.</b>						
Department of Agriculture grades—Con.						
Grade 24. Range \$7,700 to \$8,750—Con.						
Chief, cooperatives operations division	1	\$7,963	1	\$7,722	0 6	\$4,278
Chief, design and construction division	1	7,700	1	7,700	1 2	8,255
Chief, technical standards division	1	7,963	1	7,963	1	7,125
Grade 23. Range \$7,175 to \$8,225:						
Assistant chief, applications and loans division	2	14,350	2	14,350	0 5	3,250
Assistant chief, cooperatives operations division	2	14,613	2	14,613	1 1	6,889
Assistant chief, design and construction division	2	14,613	2	14,613	1	6,500
Assistant chief, technical standards division	1	7,438	1	7,438	1	6,500
Grade 22. Range \$6,440 to \$7,490:						
Assistant chief, applications and loans division					0 8	4,592
Assistant chief, cooperatives operations division						0 6
Representative of the Administrator						0 3
Unclassified:						
Administrator	1	10,000	1	10,000	0 8	7,806
Total permanent, departmental	870 7	2,713,547	801	2,514,659	566 7	1,495,822
Temporary employment, departmental					1 2	816
W. A. E. employment, departmental	0 5	6,000	0 5	6,000	0 5	6,645
W. O. C. employment, departmental	1	0	1	0	1	0
Overtime pay, departmental				38,388		265,447
All personal services, departmental	872 2	2,719,547	802 5	2,559,047	569 4	1,768,730
<b>PERSONAL SERVICES, FIELD</b>						
Clerical, administrative, and fiscal service:						
Grade 11. Range \$4,300 to \$5,180:						
Assistant regional head, finance division	10	44,320	10	43,917	9 5	36,129
Field representative	12	55,120	12	54,716	10	38,272
Power utilization representative	10	43,000	10	43,000		
Grade 9. Range \$3,640 to \$4,300:						
Field auditor	57	214,080	57	212,644	34 3	111,533
Field representative	47 5	177,630	47 5	176,065	18 5	60,138
Grade 7. Range \$2,980 to \$3,640:						
Grade 5. Range \$2,320 to \$2,980:						
Professional service:						
Grade 5. Range \$5,180 to \$6,020:						
Field construction engineer	9 3	48,174	5 7	29,526		
Field engineer	2 3	11,914	2 3	11,914		
Grade 4. Range \$4,300 to \$5,180:						
Electrical safety promotion adviser	1	4,520	1	4,465	1	3,800
Field construction engineer	50 3	220,690	36	157,717	17 6	67,980
Field engineer	15	66,040	15	65,802	6 4	24,595
Grade 3. Range \$3,640 to \$4,300:						
Field construction engineer	49	180,010	39 3	144,316	10 3	33,440
Field engineer	13 5	51,560	13 5	50,938	15 1	48,846
Home electrification representative	7 5	27,300	7 5	27,300		
Total permanent, field	324 4	1,264,438	294 8	1,135,501	153 2	500,102
Overtime pay, field				16,612		92,913
All personal services, field	324 4	1,264,438	294 8	1,152,113	153 2	593,015
01 Personal services (net)	1,196 6	3,983,985	1,097 3	3,711,160	722 6	2,361,745
<b>OTHER OBLIGATIONS</b>						
02 Travel		849,030		777,925		426,081
03 Transportation of things		8,630		8,700		5,613
04 Communication services		89,625		83,740		66,139
05 Rents and utility services		9,600		8,600		8,097
07 Other contractual services		20,950		19,700		8,879
08 Supplies and materials		26,000		25,750		21,624
09 Equipment		11,580		36,390		7,609
Total other obligations		1,016,015		960,805		544,042
Grand total obligations	5,000,000		4,671,965		2,905,787	
Reimbursements for services performed						-6,942
Transferred to "Salaries and expenses, Office of Information, Department of Agriculture"						+5,130
Reappropriation of 1945 balance for 1946				-331,965		+331,965
Net total obligations	5,000,000		4,340,000		3,235,940	
Covered into Treasury as miscellaneous receipts, Public Law 529						+3,660
Excess of obligations over appropriation due to Public Law 106				-490,000		6,400
Estimated savings, unobligated balance						
Total estimate or appropriation	5,000,000		3,850,000		3,246,000	

**RURAL ELECTRIFICATION ADMINISTRATION—Continued**

**Salaries and Expenses, Rural Electrification Administration, Department of Agriculture—Continued**

By projects or functions	Obligations		
	Estimate, 1947	Estimate, 1946	Actual, 1945
1. Project development and allotment activities.....	\$1,015,374	\$1,015,374	\$480,436
2. Construction and technical operating assistance and supervision:			
(a) Construction assistance to cooperatives.....	1,059,137	809,720	291,433
(b) Technical operating assistance to cooperatives.....	376,489	325,906	158,147
3. Management supervision and assistance to cooperatives.....	637,235	602,235	379,309
4. Auditing, loan accounting, and collecting.....	1,013,136	983,136	659,445
5. Technical standardization.....	156,262	147,262	90,846
6. Internal administrative services:			
(a) Property, administrative accounting, statistical mapping, and other office services.....	280,054	271,019	158,157
(b) Personnel services and stenographic pool.....	151,052	151,052	89,797
7. General administration:			
(a) Executive management.....	192,920	192,920	128,746
(b) Informational services.....	118,341	118,341	74,169
8. Services performed by other agencies.....			6,942
9. Overtime pay.....		55,000	358,360
Grand total obligations.....	5,000,000	4,671,965	2,905,787
Adjustments (see objects schedule for detail).....		-821,965	+340,213
Total estimate or appropriation.....	5,000,000	3,850,000	3,246,000

**Rural Electrification Administration, Department of Agriculture, Loans to States, Etc. (Loan From Reconstruction Finance Corporation)—**

Loans: For loans in accordance with sections 3, 4, and 5 of said Act, and for carrying out the provisions of section 7 thereof, **[\$80,000,000] \$250,000,000**, which sum shall be borrowed from the Reconstruction Finance Corporation in accordance with the provisions of section 3 (a) of said Act.

**[Loans: For an additional amount for "Loans", Rural Electrification Administration, fiscal year 1946, \$120,000,000, which sum shall be borrowed from the Reconstruction Finance Corporation in accordance with the provisions of section 3 (a) of the Rural Electrification Act of 1936, as amended.] (Act of May 5, 1945, Public Law 52; Act of July 5, 1945, Public Law 132.)**

By objects	Obligations		
	Estimate, 1947	Estimate, 1946	Actual, 1945
16. Investments and loans.....	\$250,000,000	\$200,885,786	\$25,731,055
Prior year balance available in 1945.....			-1,610,939
Prior year loan authorization available in 1945.....			-5,902
1945 balance available in 1946.....		-34,657	+34,657
1945 Reconstruction Finance Corporation loan authorization available in 1946.....		-851,129	+851,129
Received by loan from "Reconstruction Finance Corporation".....	-250,000,000	-200,000,000	-25,000,000
Total estimate or appropriation.....			

Total, Rural Electrification Administration, annual appropriations, general account:

Estimate 1947, **\$5,000,000**                      Appropriated 1946, **\$3,850,000**

Statement of proposed expenditures for purchase, maintenance, repair, and operation of passenger-carrying vehicles for the fiscal year ending June 30, 1947

**RURAL ELECTRIFICATION ADMINISTRATION**

Appropriation	Vehicles (motor unless otherwise indicated) to be purchased		Old vehicles to be exchanged		Net cost of vehicles to be purchased	Old vehicles still to be used	Total maintenance, repair, and operation, all vehicles	Public purpose and users
	Number	Gross cost	Number	Allowance (estimated)				
Salaries and expenses, Rural Electrification Administration, Department of Agriculture.	1	\$1,500			\$1,500		\$250	For transportation of the Administrator, deputy administrator, assistant administrator, and members of their staffs on official business at Washington, D. C., and elsewhere.

**FARM CREDIT ADMINISTRATION**

**SALARIES AND EXPENSES**

**Salaries and Expenses, Farm Credit Administration, Department of Agriculture—**

For salaries and expenses of the Farm Credit Administration in the District of Columbia and the field, including printing and binding; travel expenses, including not to exceed \$5,000 for travel incurred under proper authority attending meetings or conventions of members of organizations at which matters of importance to the work of the Farm Credit Administration are to be discussed or transacted; lawbooks, books of reference, and not to exceed \$750 for periodicals and newspapers; library membership fees or dues in organizations which issue publications to members only or to members at a lower price than to others, payment for which may be made in advance; not to exceed \$20,000 for expenditures authorized by section 602 of the [Act of September 21, 1944 (Public Law 425)] Department of Agriculture Organic Act of 1944 (12 U. S. C. 833); purchase of one, maintenance, repair, and operation of motor-propelled passenger-carrying vehicles in the District of Columbia and elsewhere; garage rental in the District of Columbia; payment of actual transportation and other necessary expenses and not to exceed \$10 per diem in lieu of subsistence of persons serving, while away from their homes, without other compensation from the United States, in an advisory capacity to the Farm Credit Administration, except that such expenditures shall not exceed \$10,000; necessary administrative expenses in connection with the making of loans under the provisions of the Act of January 29, 1937 (12 U. S. C. 1020i-1020n, 1020o), and the collection of moneys due the United States on account of loans made under the provisions of said Act and similar Acts administered by the Farm Credit Administration relating to loans for crop production, feed, seed, and harvest-

ing; examination of corporations, banks, associations, and institutions operated, supervised, or regulated by the Farm Credit Administration; in all, **[\$526,000] \$584,000**, together with not to exceed **[\$3,845,209] \$4,569,300** from the funds made available to the Farm Credit Administration pursuant to the Act of January 29, 1937 (12 U. S. C. 1020i-1020n, 1020o). Collections made pursuant to section 601 of the [Act of September 21, 1944 (Public Law 425)] Department of Agriculture Organic Act of 1944 (12 U. S. C. 832), are hereby made available to reimburse this appropriation for the cost of examining and supervising the corporations, banks, associations, and other organizations as provided in said section. (Act of May 5, 1945, Public Law 52.)

Estimate 1947, **\$584,000**                      Appropriated 1946, **\$526,000**

By objects	Obligations					
	Estimate, 1947		Estimate, 1946		Actual, 1945	
	Man-years	Total salary	Man-years	Total salary	Man-years	Total salary
<b>PERSONAL SERVICES, DEPARTMENTAL</b>						
Clerical, administrative, and fiscal service:						
Grade 15. Range \$7,750 to \$9,800:						
Chief examiner.....	1	\$9,500	1	\$9,800	1	\$9,000
Deputy cooperative bank commissioner.....	1	9,013	1	9,013	1.1	9,049
Deputy intermediate credit commissioner.....	2	19,600	2	19,600	2	18,000
Deputy land bank commissioner.....	2	19,338	2	19,206	2	17,500
Director, emergency crop and feed loan division.....	1	9,538	1	9,472	1	8,500
Director, finance and accounts.....	1	9,800	1	9,800	0.8	6,998
Director, information and extension.....	1	9,800	1	9,800	1	9,000
Vice president, Federal Farm Mortgage Corporation.....	1	9,800	2	19,600	2	18,000
Grade 14. Range \$7,175 to \$8,225:						
Assistant chief examiner.....	1	7,438	1	7,438	1	6,625

By objects	Obligations			By objects	Obligations			
	Estimate, 1947	Estimate, 1946	Actual, 1945		Estimate, 1947	Estimate, 1946	Actual, 1945	
<b>PERSONAL SERVICES, DEPARTMENTAL—CON.</b>				<b>PERSONAL SERVICES, DEPARTMENTAL—CON.</b>				
Clerical, administrative, and fiscal service—Continued	Man-years	Total salary	Man-years	Total salary	Man-years	Total salary	Man-years	Total salary
Grade 14. Range \$7,175 to \$8,225—Con.								
Assistant comptroller	1	\$7,438	1	\$7,219	0.7	\$4,333		
Assistant deputy cooperative bank commissioner	1	7,435	1	7,328	1	6,500		
Assistant deputy land bank commissioner	1	8,225	1	8,225	1.8	12,956		
Assistant director, emergency crop and feed loan division	2	16,450	2	16,450	2	15,000		
Assistant intermediate credit commissioner	1	8,225	1	8,225	1	7,500		
Assistant production credit commissioner	1	7,700	1	7,503	1	6,750		
Assistant to the deputy governor	1	8,225	1	8,225	1	7,500		
Assistant to the director of finance and accounts	1	8,225	1	8,225	0.8	5,938		
Chief, administrative division	1	7,963	1	7,897	1	7,000		
Chief, finance subdivision	1	7,963	1	7,897	1	7,000		
Chief, personnel division	1	7,438	1	7,284	1.3	8,641		
Comptroller	1	7,175	1	7,175	0.9	5,889		
Director, agricultural marketing revolving fund	1	7,700	1	7,700	1	6,750		
Special assistant to the Governor	2	14,613	2	14,459	0.9	6,139		
Vice president, Federal Farm Mortgage Corporation	1	8,225	1	8,225	1	7,500		
Grade 13. Range \$6,230 to \$7,070:								
Assistant chief, administrative division	2	13,090	2	12,933	2	11,350		
Assistant comptroller	1	6,230	1	6,230	0.9	4,947		
Assistant deputy cooperative bank commissioner	1	6,440	1	6,440	1	5,650		
Assistant deputy land bank commissioner	1	7,070	1	7,070	1	6,400		
Assistant deputy production credit commissioner	2	12,880	2	12,688	2	11,200		
Assistant director, regional agricultural credit division					1	6,400		
Assistant to the deputy governor	1	6,440	1	6,440	1	5,510		
Assistant treasurer, Federal Farm Mortgage Corporation	1	6,440	1	6,440	1	5,600		
Chief accountant	1	6,440	1	6,248	0.9	5,509		
Chief, district personnel section	1	6,440	1	6,265	0.7	3,827		
Chief of emergency crop and feed loan credit and collections	1	6,860	1	6,755	1	6,000		
Chief, loan servicing and real estate section	1	6,650	1	6,545	1	5,800		
Chief, national farm loan association section	1	7,070	1	7,070	0.5	3,200		
Treasurer, Central Bank for Cooperatives	1	6,440	1	6,317	1	5,367		
Grade 12. Range \$5,180 to \$6,020:								
Accountant	5.5	29,750	6.5	34,965	6.2	28,923		
Administrative officer	13.9	75,362	14.5	77,806	10.2	48,256		
Assistant deputy intermediate credit commissioner	1	6,020	1	6,020	1	5,400		
Assistant to land bank commissioner	1	5,390	1	5,390	1	4,700		
Auditor	3	15,960	2.6	13,678	1.6	7,287		
Chief, central office personnel section	1	5,390	1	5,267	0.8	3,566		
Chief clerk	1	5,390	1	5,390	1	4,700		
Chief registrar	1	6,020	1	5,915	1	5,200		
Information officer	2	11,620	2	11,515	2	10,115		
Investigator	1	5,390	1	5,390	1	4,600		
Reviewing farm credit examiner	4	22,820	4	22,767	3.2	16,456		
Secretary, Central Bank for Cooperatives	1	6,020	1	6,020	1	5,400		
Special assistant to the Governor	1	5,390	1	5,390	1.1	4,900		
Grade 11. Range \$4,300 to \$5,180:								
Accountant	4	18,520	4	18,281	3.6	14,375		
Administrative officer	4	18,080	4	17,951	4.3	16,633		
Auditor	1	4,740	1	4,520	1	3,900		
Editor	1	5,180	1	5,180	1	4,600		
Information officer	0.9	4,662	1	5,180				
Investigator	1	4,740	1	4,575	1	3,950		
Personnel officer	3	13,560	3	13,468	2.7	10,637		
Reviewing farm credit examiner	1	4,520	1	4,520	1	3,900		
Training officer	1	4,520	1	4,429	1	3,800		
Grade 10. Range \$3,970 to \$4,630:								
Accountant	3	12,350	3	12,287	1.9	6,925		
Administrative officer	1	4,190	1	4,190	1	3,600		
Auditor	1	4,410	1	4,383	1	3,775		
Land appraiser	1	4,630	1	4,603	1	3,975		
Grade 9. Range \$3,640 to \$4,300:								
Accountant	10	38,270	10	38,206	8.3	27,746		
Administrative assistant	2	7,390	2	7,354	2.5	8,183		
Farm credit examiner					0.2	550		
Information assistant	2	7,500	2	7,481	2	6,266		
Land appraiser	2	8,160	2	8,160	2	7,100		
Personnel assistant	3.8	14,162	4	14,871	3	9,804		
Purchasing assistant	1	3,970	1	3,970	1	3,400		
Training assistant	1	3,750	1	3,731	0.9	2,880		
Grade 8. Range \$3,310 to \$3,970:								
Grade 7. Range \$2,980 to \$3,640:								
Grade 6. Range \$2,650 to \$3,310:								
Grade 5. Range \$2,320 to \$2,980:								
Grade 4. Range \$2,100 to \$2,496:								
Grade 3. Range \$1,902 to \$2,298:								
Grade 2. Range \$1,704 to \$2,100:								
Grade 1. Range \$1,506 to \$1,902:								
Professional service:	Man-years	Total salary	Man-years	Total salary	Man-years	Total salary	Man-years	Total salary
Grade 9. In excess of \$9,800:								
Governor	1	\$10,000	1	\$10,000	1	\$10,000	1	\$10,000
Cooperative bank commissioner	1	10,000	1	10,000	1	10,000	1	10,000
Intermediate credit commissioner	1	10,000	1	10,000	1	10,000	1	10,000
Land bank commissioner	1	10,000	1	10,000	1	10,000	1	10,000
Production credit commissioner	1	10,000	1	10,000	1	10,000	1	10,000
Grade 8. Range \$8,750 to \$9,800:								
Chief appraiser	1	8,750	1	8,750	0.5	4,312		
Grade 7. Range \$7,175 to \$8,225:								
Assistant chief, appraisal subdivision	1	7,963	1	7,831	1	7,000		
Associate chief, cooperative research and service division	1	7,963	1	7,897	1	7,000		
Chief, cooperative research and service division	1	8,225	1	8,225				
Chief, economic and credit research division	1	7,175	1	7,175	0.7	4,446		
Chief engineering appraiser	1	7,175	1	7,175	1.3	9,626		
Special assistant to the deputy governor	1	8,225	1	8,225	1	7,500		
Grade 6. Range \$6,230 to \$7,070:								
Agricultural economist	11	73,570	9	61,057	8.5	52,257		
Assistant chief, economic and credit research division	2	12,670	1.8	11,424	1	5,600		
Assistant chief engineering appraiser	1	6,230	1	6,230	0.8	5,067		
Assistant deputy production credit commissioner	1	6,650	1	6,650	1	5,800		
Chief, appraisal standards section	1	6,230	1	6,545	1	5,800		
Chief, investment section	1	6,650	1	6,545	1	5,800		
Chief of membership relations and employees training	1	6,440	1	6,440	1	5,700		
Chief, operating analysis section	1	6,440	1	6,440	1	5,600		
Reviewing land bank appraiser	1	6,860	1	6,808	1	6,000		
Grade 5. Range \$5,180 to \$6,020:								
Agricultural economist	18.9		19		16.5			
Business economist	2	105,252	2	105,490		80,409		
Chief of production credit stockholders advice section	2	11,410	2	11,253	1.8	9,042		
Information specialist	0.9	4,662	0.8	4,144				
Reviewing land bank appraiser	1	5,390	1	5,285	1	4,857		
Grade 4. Range \$4,300 to \$5,180:								
Agricultural economist	3	16,380	3	16,328	3.3	15,250		
Business economist	9	49,570	8	35,792	6.7	25,733		
Visual information specialist	2.8	12,250	2.9	12,561	0.9	3,557		
Grade 3. Range \$3,640 to \$4,300:								
Agricultural economist	1	4,740	1	4,520	1	3,850		
Business economist	6.8	25,632	6	22,638	5.3	17,337		
Grade 2. Range \$2,980 to \$3,640:								
Grade 1. Range \$2,320 to \$2,980:								
Subprofessional service:								
Grade 6. Range \$2,320 to \$2,980:								
Grade 5. Range \$2,100 to \$2,496:								
Grade 4. Range \$1,902 to \$2,298:								
Crafts, protective, and custodial service:								
Grade 7. Range \$2,304 to \$2,870:								
Grade 6. Range \$2,106 to \$2,662:								
Grade 4. Range \$1,770 to \$2,166:								
Grade 3. Range \$1,572 to \$1,902:								
Grade 2. Range \$1,440 to \$1,770:								
Department of Agriculture grades:								
Grade 29. Range \$10,000:								
Deputy governor	2	20,000	2	20,000	2.1	20,833		
Deputy production credit commissioner	1	10,000	1	10,000	1	9,500		
Grade 28. Range \$9,800 to \$10,000:								
Executive vice president, Federal Farm Mortgage Corporation	1	9,800	1	9,800	1	9,000		
Unclassified:								
Medical officer	1	3,420	1	3,420	0.9	2,772		
Total permanent, departmental	638.7		657.7		597.1			
Overtime pay, departmental	2,186,531		2,214,550		1,756,813			
All personal services, departmental	638.7	2,186,531	657.7	2,253,978	597.1	2,038,564		
<b>PERSONAL SERVICES, FIELD</b>				<b>PERSONAL SERVICES, FIELD</b>				
Clerical, administrative, and fiscal service:								
Grade 14. Range \$7,175 to \$8,225:								
Vice president, Federal Farm Mortgage Corporation	1	8,225	1	8,225	1	7,500		
Grade 13. Range \$6,230 to \$7,070:								
Analyst	2	12,670	3	19,373	2	11,600		
Regional emergency crop and feed loan manager	10	64,190	10	64,015	9	50,174		
Supervising farm credit examiner	2	13,143	3	19,307	2.7	15,246		
Vice president, Federal Farm Mortgage Corporation								
Grade 12. Range \$5,180 to \$6,020:								
Analyst	1	5,390	1	5,390	1	4,650		
Farm credit examiner	2	10,360	2	10,360	1.1	4,924		
Investigator	2	11,410	2	11,218				

FARM CREDIT ADMINISTRATION—Continued

SALARIES AND EXPENSES—continued

Salaries and Expenses, Farm Credit Administration, Department of Agriculture—Continued

By objects	Obligations					
	Estimate, 1947		Estimate, 1946		Actual, 1945	
	Man-years	Total salary	Man-years	Total salary	Man-years	Total salary
<b>PERSONAL SERVICES, FIELD—continued</b>						
Clerical, administrative, and fiscal service—Continued						
Grade 11. Range \$4,300 to \$5,180—Con.						
Administrative officer.....	11	\$51,920	11	\$51,406	10.1	\$40,683
Analyst.....	1	4,740	1	4,740	1	4,000
Assistant resident farm credit examiner.....	9	40,900	12	53,305	8	30,908
Farm credit examiner.....	8	38,140	8	38,030	8.4	34,026
Grade 10. Range \$3,970 to \$4,630:						
Accountant.....	2	8,270	2	8,196	1.5	5,362
Administrative officer.....	1	4,190	1	4,135	1	3,550
Analyst.....					0.3	1,267
Deputy registrar.....	6	27,010	6	26,845	6	23,175
Grade 9. Range \$3,640 to \$4,300:						
Accountant.....	4	15,000	4	14,918	4	12,773
Administrative assistant.....	39		39		37.9	
		149,000		147,983		123,399
Analyst.....	3	15,076	4	15,385	3.3	11,005
Farm credit examiner.....	19.7	76,328	20	77,274	18.5	61,383
Grade 7. Range \$2,980 to \$3,640.....	543		547		537	
		1,732,442		1,729,992		1,436,593
Grade 6. Range \$2,650 to \$3,310.....	20	56,390	20	55,870	19.1	45,069
Grade 5. Range \$2,320 to \$2,980.....	27	67,040	27	66,491	28.7	59,168
Grade 4. Range \$2,100 to \$2,496.....	106.7		107		94.5	
		234,828		234,246		174,044
Grade 3. Range \$1,902 to \$2,298.....	160.8		160.2		151.8	
		321,418		318,409		251,629
Grade 2. Range \$1,704 to \$2,100.....	206.6		267		237	
		479,300		475,569		349,105
Grade 1. Range \$1,506 to \$1,902.....	45	70,740	45	69,725	47.3	60,373
Professional service:						
Grade 6. Range \$6,230 to \$7,070:						
Chief reviewing land bank appraiser.....	12	79,380	12	79,101	12	69,099
Grade 5. Range \$5,180 to \$6,020:						
Reviewing land bank appraiser.....	11.9	66,052	12	66,099	11.8	58,953
Subprofessional service:						
Grade 4. Range \$1,902 to \$2,298.....	4	8,070	4	7,955	3.4	5,672
Crafts, protective, and custodial service:						
Grade 4. Range \$1,770 to \$2,166.....	1	1,902	1	1,886	1.1	1,762
Grade 3. Range \$1,572 to \$1,902.....	8	13,434	8	13,325	8.3	11,288
Grade 2. Range \$1,440 to \$1,770.....	13	19,710	13	19,496	11.3	13,738
Department of Agriculture grades:						
Grade 19. Range \$4,300 to \$5,070:						
Administrative officer.....	2	9,700	2	9,700	2	8,550
Grade 8. Range \$1,836 to \$1,902.....						
		2	7	5,122	2	32,551
Total permanent, field.....	1,379.4		1,391.9		1,343.5	
		3,899,024		3,916,390		3,215,488
W. A. E. employment, field.....	47		46.1		41.5	
		104,024		102,268		81,501
Overtime pay, field.....				82,818		659,268
Additional pay for foreign service, field.....		12,809		12,806		10,394
All personal services, field.....	1,426.4		1,438		1,385	
		4,015,917		4,114,282		3,966,651
01 Personal services (net).....	2,065.1		2,095.7		1,982.1	
		6,202,448		6,368,260		6,005,215
<b>OTHER OBLIGATIONS</b>						
02 Travel.....		860,210		882,153		805,829
03 Transportation of things.....		11,298		11,698		11,249
04 Communication services.....		47,938		48,473		45,519
05 Rents and utility services.....		250,600		258,867		272,887
06 Printing and binding.....		52,812		50,827		45,795
07 Other contractual services.....		444,666		312,098		420,546
08 Supplies and materials.....		46,428		46,686		35,964
09 Equipment.....		43,660		600		1,330
Total other obligations.....		1,757,552		1,611,402		1,639,119
Grand total obligations.....		7,960,000		7,979,662		7,644,334
Reimbursements for services performed. Transferred to "Salaries and expenses, Office of Information, Department of Agriculture".....						-16,102
Reimbursement from Reconstruction Finance Corporation for supervision of the Regional Agricultural Credit Corporation.....						+975
Reimbursement from Regional Agricultural Credit Corporation, of Washington, D. C., for administrative expenses.....		-35,030		-41,697		-40,611
Reimbursement from Federal Farm Mortgage Corporation under act of Jan. 31, 1934.....		-186,520		-271,029		-226,271
Assessments for cost of supervision of Federal land banks.....		-522,291		-572,176		-538,527
Assessments for cost of supervision of Federal intermediate credit banks.....		-718,721		-711,256		-701,530
Assessments for cost of supervision of banks for cooperatives (including reimbursement for administrative expenses from Central Bank for Cooperatives).....		-245,712		-244,977		-197,592
Assessments for cost of supervision of production credit corporations.....		-275,790		-281,926		-244,243
Assessments for examination of institutions administered by the Farm Credit Administration.....		-251,435		-244,846		-218,637
		-571,201		-633,746		-574,941

By objects	Obligations		
	Estimate, 1947	Estimate, 1946	Actual, 1945
Farmers' crop production funds required for making and collection of loans under acts of Jan. 29, 1937, Feb. 4, 1938, June 30, 1939, June 25, 1940, July 1, 1941, July 22, 1942, and July 12, 1943.....	-\$4,569,300	-\$4,385,209	-\$4,459,480
Net total obligations.....	584,000	592,800	427,375
Covered into Treasury as miscellaneous receipts, Public Law 529.....			+938
Excess of obligations over appropriation due to Public Law 106.....		-66,800	
Estimated savings, unobligated balance.....			198,008
Total estimate or appropriation.....	584,000	526,000	626,321

Farmers' Crop Production and Harvesting Loans, Farm Credit Administration, Department of Agriculture—

Farmers' crop production and harvesting loans: For loans to farmers under the Act of January 29, 1937 [(12 U. S. C. 1020i-1020n, 1020o)], as amended [by the Acts of February 4, 1938 (Public Resolution 78), June 30, 1939 (Public Law 159), June 25, 1940 (12 U. S. C. 1020n-1), July 1, 1941 (Public Law 144), July 22, 1942 (Public Law 674), July 12, 1943 (Public Law 129), and June 28, 1944 (Public Law 367)], (12 U. S. C. 1020i-1020n, 1020o), \$5,000,000, together with the unobligated balance (exclusive of the amount of such balance made available for "Salaries and expenses, Farm Credit Administration, [1946], 1947") of the appropriation "Crop production and harvesting loans" as made in the [First Deficiency Appropriation Act, fiscal year 1937 (Act of February 9, 1937, Public Law 4), and as continued available by the Acts of February 4, 1938 (Public Resolution 78), June 30, 1939 (Public Law 159), June 25, 1940 (12 U. S. C. 1020n-1), July 1, 1941 (Public Law 144), July 22, 1942 (Public Law 674), July 12, 1943 (Public Law 129), and June 28, 1944 (Public Law 367)] Act of May 5, 1945 (Public Law 52), is hereby made available, together with all collections of principal and interest on loans heretofore or hereafter made under said Act of January 29, 1937 (12 U. S. C. 1020i-1020n, 1020o).

Estimate 1947, \$5,000,000

By objects	Obligations		
	Estimate, 1947	Estimate, 1946	Actual, 1945
16 Investments and loans.....	\$20,000,000	\$18,000,000	\$16,232,897
Transferred to "Salaries and expenses, Farm Credit Administration, Department of Agriculture".....	+4,569,300	+4,385,209	+4,459,480
Grand total obligations.....	24,569,300	22,385,209	20,692,377
Collections: Principal and interest.....	-18,118,000	-16,663,000	-19,387,968
Net total obligations.....	6,451,300	5,722,209	1,304,409
Prior year balance available in 1945.....			-12,362,686
1945 balance available in 1946.....		-11,058,277	+11,058,277
1946 balance available in 1947.....	-5,336,068	+5,336,068	
Estimated savings, unobligated balance.....	+3,884,768		
Total estimate or appropriation.....	5,000,000		

Agricultural Marketing Revolving Fund, Farm Credit Administration, Department of Agriculture—

By objects	Obligations		
	Estimate, 1947	Estimate, 1946	Actual, 1945
Obligations:			
Loans to cooperative associations.....	\$500,000	\$700,000	\$759,000
Maintenance of foreclosed property.....	25,000	25,000	16,390
Subscriptions to capital stock.....	2,000,000	1,000,000	3,500,000
Total obligations.....	2,525,000	1,725,000	4,275,390
Receipts:			
Collections of principal and interest.....	750,000	1,000,000	2,278,114
Proceeds from rents of property under foreclosure proceedings.....	120,000	120,000	121,678
Sale of properties.....	1,750,000	5,000	66,988
Reduction in capital stock of banks for cooperatives.....			2,000,000
Total receipts.....	2,620,000	1,125,000	4,466,780
Net total.....	-95,000	+600,000	-191,390
Transferred to "Salaries and expenses, Farm Credit Administration, Department of Agriculture".....			+1,752
Prior year balance available in 1945.....			-1,877,532
1945 balance available in 1946.....		-2,067,170	+2,067,170
1946 balance available in 1947.....	-1,467,170	+1,467,170	
1947 balance available in 1948.....	+1,562,170		
Total estimate or appropriation.....			

Total, Farm Credit Administration, annual appropriations, general account:

Estimate 1947, \$5,584,000

Appropriated 1946, \$526,000







### Unclaimed Moneys of Individuals Whose Whereabouts Are Known, Agriculture—

For refund of small sums of excess repayments of loans (items of less than one dollar) withheld by the Department from persons whose identities and whereabouts are known, for which claim will be made. (31 U. S. C. 725s.)

Estimate 1947, \$200

Appropriated 1946, \$100  
Revised 1946, \$200

By objects	Obligations		
	Estimate, 1947	Estimate, 1946	Actual, 1945
13 Refunds, awards, and indemnities.....	\$100	\$100	\$4
Prior year balance available in 1945.....			-8,629
1945 balance available in 1946.....		-8,856	+8,856
1946 balance available in 1947.....	-8,956	+8,956	
1947 balance available in 1948.....	+9,056		
Total estimate or appropriation.....	200	200	231

Total, Department of Agriculture, general and special accounts:

Estimate 1947, \$713,580,282      Appropriated 1946, \$741,908,956

Total, Department of Agriculture, trust accounts:

Estimate 1947, \$16,482,829      Appropriated 1946, \$13,395,068  
Revised 1946, \$17,507,800

### GENERAL PROVISIONS

SEC. 2. No part of any appropriation contained in this Act or authorized hereby to be expended shall be used to pay the compensation or expenses of any officer or employee of the Department [of Agriculture], or any bureau, office, agency, or service of the Department, or any corporation, institution, or association supervised thereby, who makes or approves, or directs or authorizes any other officer or employee of the Department or of any such bureau, office, agency, service, corporation, institution, or association to make or approve, (1) any loan or advance under the provisions of food production financing bulletins F-1 or F-2, issued by the Farm Credit Administration operating under the Food Production Administration, Production Loans Branch, as heretofore or hereafter amended, unless (a) the applicant represents in writing and it is administratively determined that credit sufficient in amount to finance the production of the crops or livestock specified in the application is not available to him from sources other than the Regional Agricultural Credit Corporation or is available from other sources only on such terms and conditions that he could not use the other credit available to the extent necessary to produce the entire quantity of such crops or livestock specified in his application and (b) the person authorized to approve the loan or advance on behalf of the Regional Agricultural Credit Corporation finds that a greater quantity of the crops or livestock specified in the application would be likely to be produced if the loan or advance is made than would be produced otherwise, or (2) any loan or advance under the provisions of section 201 (c) of the Emergency Relief and Construction Act of 1932 (12 U. S. C. 1148), as amended (other than loans or advances under bulletins F-1 and F-2 made or approved on the conditions specified in this section) except (a) in regions in which loans or advances had been made under said section 201 (c) of the Emergency Relief and Construction Act of 1932 within one year prior to December 1, 1942, or (b) in any region

which the Secretary [of Agriculture] shall have designated as a region in which the making of such loans or advances is necessary in order to finance the production of crops or livestock that otherwise would not be produced in such region: *Provided*, That none of the limitations provided for by this section shall apply with respect to any loan or advance made or approved at any time for the purpose of financing the completion of production undertaken before July 12, 1943, or for the purpose of protecting or preserving the security for or assisting in the collection or liquidation of any loan or advance made or approved before such date.

SEC. 3. Within the unit limit of cost fixed by law the lump-sum appropriations herein made for the Department shall be available for the purchase of motor-propelled and horse-drawn passenger-carrying vehicles necessary in the conduct of the field work of the Department outside the District of Columbia, but the number of such vehicles purchased or otherwise acquired for all the activities of the Department for which appropriations are made in this Act shall not exceed the total number indicated for purchase by the Department under the statements of proposed expenditures for purchase, maintenance, repair, and operation of motor-propelled passenger-carrying vehicles in the Budget: *Provided*, That such vehicles shall be used only for official service outside the District of Columbia, but this shall not prevent the continued use for official service of motortrucks in the District of Columbia: *Provided further*, That appropriations contained in this Act shall be available for the maintenance, operation, and repair of motor-propelled and horse-drawn passenger-carrying vehicles: *Provided further*, That the funds available [to] under the [Agricultural Adjustment Agency] appropriation "Conservation and use of agricultural land resources" may be used for the maintenance, repair, and operation of one passenger-carrying vehicle in the District of Columbia.

SEC. 4. Provisions of law prohibiting or restricting the employment of aliens shall not apply to (1) the temporary employment of translators when competent citizen translators are not available; (2) employment in cases of emergency of persons in the field service of the Department for periods of not more than sixty days; (3) employment on the emergency rubber project; (4) employment by the Rural Electrification Administration of not to exceed twenty junior engineer trainees who are citizens of other American republics; and (5) employment under the appropriation for the Office of Foreign Agricultural Relations.

SEC. 5. No part of any appropriation contained in this Act shall be used to pay the salary or wages of any person who advocates, or who is a member of an organization that advocates, the overthrow of the Government of the United States by force or violence: *Provided*, That for the purposes hereof an affidavit shall be considered prima facie evidence that the person making the affidavit does not advocate, and is not a member of an organization that advocates, the overthrow of the Government of the United States by force or violence: *Provided further*, That such administrative or supervisory employees of the Department as may be designated for the purpose by the Secretary are hereby authorized to administer the oaths to persons making affidavits required by this section, and they shall charge no fee for so doing: *Provided further*, That any person who advocates, or who is a member of an organization that advocates, the overthrow of the Government of the United States by force or violence and accepts employment the salary or wages for which are paid from any appropriation contained in this Act shall be guilty of a felony and, upon conviction, shall be fined not more than \$1,000 or imprisoned for not more than one year, or both: *Provided further*, That the above penalty clause shall be in addition to, and not in substitution for, any other provisions of existing law: *Provided further*, That nothing in this section shall be construed to require an affidavit from any person employed for less than sixty days for sudden emergency work involving the loss of human life or destruction of property, and payment of salary or wages may be made to such persons from applicable appropriations for services rendered in such emergency without execution of the affidavit contemplated by this section. (Act of May 5, 1945, Public Law 52.)

## DEPARTMENT OF COMMERCE

*Summary of estimates of appropriation for the fiscal year 1947, compared with appropriations for the fiscal year 1946*

[The 1947 Budget estimates make specific provisions for additional costs made necessary by pay legislation enacted near the close of the fiscal year 1945. The 1946 appropriation did not make specific provision for any such costs and thus the appropriations shown below are not comparable with the 1947 estimates to whatever extent deficiency appropriations may be necessary to meet these added costs]

Bureau or subdivision	1947 Budget estimates	1946 appropriations	Increase (+) or decrease (-), 1947 estimates over 1946 appropriations
<b>GENERAL ACCOUNTS</b>			
Office of the Secretary.....	\$7,685,000	\$2,393,725	+\$5,291,275
Bureau of the Census.....	33,500,000	7,958,000	+25,542,000
Office of Administrator of Civil Aeronautics.....	69,508,000	51,060,000	+18,448,000
Civil Aeronautics Board.....	2,432,000	1,700,000	+732,000
Coast and Geodetic Survey.....	9,255,000	6,450,000	+2,805,000
Bureau of Foreign and Domestic Commerce.....	11,670,000	2,500,000	+9,170,000
Patent Office.....	6,027,000	5,300,000	+727,000
National Bureau of Standards.....	5,414,000	3,113,000	+2,301,000
Weather Bureau.....	17,845,000	12,540,000	+5,305,000
Total, general accounts.....	163,336,000	93,044,725	+70,291,275
<b>TRUST ACCOUNTS</b>			
Bureau of the Census.....	\$186,600	\$134,000	+\$52,600
Bureau of Foreign and Domestic Commerce.....	8,450	15,576	-7,126
Patent Office.....	30,000	30,000	-----
Weather Bureau.....	-----	580	-580
Total, trust accounts.....	225,050	180,156	+44,894

### EXPLANATORY STATEMENT

#### GENERAL STATEMENT

The 1947 Budget provides for general expansion of the activities of the Department of Commerce, particularly those functions directly related to the promotion of commerce and industry. Within the framework of a broad program of Federal cooperation with business, to achieve sustained high levels of production and employment, the various bureaus and offices of the Department must logically assume a key role. Funds have already been made available by the Congress for beginning in the current fiscal year the expansions needed in the Office of the Secretary and the Bureau of the Census. In the field of international trade operations additional facilities have been made available by transferring to the Department certain residual functions formerly carried on by the Foreign Economic Administration. The 1947 Budget contemplates the establishment of facilities for technological and management aids to business as well as general expansion of the Department's regulatory, fact-finding, and scientific services.

The Reconstruction Finance Corporation, funds for which were formerly estimated under this head, was transferred on February 24, 1945, to the Federal Loan Agency under the provisions of Public Law 4, Seventy-ninth Congress. Estimates for the Corporation will be presented to the Congress as amendments to this Budget later in

the year, along with estimates for other corporations which are subject to the Government Corporation Control Act (Public Law 248, 79th Cong., approved Dec. 6, 1945).

The Department comprises the following bureaus and offices, discussed separately hereafter in the same order: Office of the Secretary, Bureau of the Census, Office of Administrator of Civil Aeronautics, Civil Aeronautics Board, Coast and Geodetic Survey, Bureau of Foreign and Domestic Commerce, Patent Office, National Bureau of Standards, and Weather Bureau.

#### OFFICE OF THE SECRETARY

Appropriations for the Office of the Secretary cover the costs of over-all administration of the Department, program coordination, and essential services for the various bureaus and offices, including personnel supervision, budgetary control and business management, procurement of standard supplies and equipment, and duplicating services. The diverse character of functions now being performed by the constituent units of the Department and the proposed new and expanded activities for the fiscal year 1947 call for further strengthening of the management and coordinating facilities in the Office of the Secretary.

The major portion of the recommended increase for the Office of the Secretary is to cover the cost for the fiscal

year 1947 of a proposed Office of Technical and Scientific Services whose function would be to provide direct technological assistance to all segments of business, with emphasis upon the requirements of small business concerns. Services to be offered would include the dissemination of technical data covering new products and processes, particularly those developed during the war; industrial research and development within the Department and by contract with institutions of learning; and stimulation of inventions and technological improvement by private citizens.

#### BUREAU OF THE CENSUS

A vigorous program of Government cooperation with private business organizations to promote a healthy and stable national economy must be built upon a sound foundation of factual data regarding economic and social conditions. The responsibility for assembling the needed information in these areas falls logically upon the Bureau of the Census. Funds have been appropriated in the current fiscal year to begin a generally expanded program of monthly, quarterly, and annual reports showing business and industrial trends and to do the necessary preliminary work for a sample census of population. The 1947 Budget provides for carrying these projects forward on a full annual basis.

About half of the recommended increase for the Bureau of the Census is for a full Census of Business, last taken in 1939 and urgently needed by business and Government. The increase also contemplates a Census of Manufactures required by law to be taken every 2 years but suspended during the war. In addition to furnishing vital data for policy formulations by business and Government in the critical period immediately ahead, the full censuses of business and manufactures will provide the Bureau of the Census with essential bench-mark statistics for use in reporting current business and industrial trends.

#### OFFICE OF ADMINISTRATOR OF CIVIL AERONAUTICS

The Civil Aeronautics Administration is charged with promoting the development of civil aviation, including the establishment and maintenance of air navigation facilities, and enforcing the safety regulations promulgated by the Civil Aeronautics Board. Both of these responsibilities are now major activities of Government, and they will become of even greater significance to the national economy as the aviation industry adapts wartime developments to peacetime services.

At the present time there are approximately 39,000 miles of certificated airways in the United States. By the end of 1947 it is anticipated that more than 43,000 miles will be required. In order to insure safe operation over these airways and to promote even greater safety over existing airways the agency will need to establish and maintain emergency landing fields, communications facilities for the transmission of weather and traffic information, radio range stations, traffic control towers, and instrument-landing systems. Due to the rapidly advancing technology in this field, substantial gains are constantly being made in aviation safety, although this increased safety in the face of a rapidly expanding volume of service can be achieved only through an augmentation of total investment.

The postwar surge of aviation development will require the agency to expand its safety-regulation work. The issuance of certificates to airmen of all types and to aircraft and aircraft instruments, and the approval of speci-

fications for contemplated new models, are the principal types of activity that will be needed in this field. In 1947 the agency contemplates an increased number of foreign offices to insure, from the standpoint of safety, the international air operations of American carriers. A larger number of domestic offices are also contemplated as domestic aviation expands both in its commercial and private aspects.

In addition to these major functions—navigation facilities and safety—the agency engages in a variety of development and service activities designed to stimulate civil aviation. An airport service is maintained to advise various groups in connection with the construction and operation of airports. Developmental work of various kinds is undertaken to promote technological advancement, and in miscellaneous ways interest in aviation is stimulated. The agency also operates and maintains the Washington National Airport.

The 1947 estimates reflect an increase of about 45 percent over 1946 appropriations of which about one-third is necessary for increased costs resulting from recent pay legislation. The other increases are principally for the ultra-high frequency radio range program that has been underway for several years; the maintenance and operation of 110 traffic control towers, many of which will be taken over from the military services; and the planned program of expansion for safety work. Smaller increases are provided for the normal increase in maintenance work, research, and Washington National Airport.

#### CIVIL AERONAUTICS BOARD

The Civil Aeronautics Board functions as an independent agency, although within the administrative framework of the Department. The Board has broad authority in the economic regulation of civil air carriers, and in the safety field it is responsible for promulgating all safety regulations and for investigating aircraft accidents.

In 1947 it is anticipated that commercial aviation will expand greatly as it begins to reflect the lifting of wartime restrictions and the utilization of the technological developments of the past few years. This expansion is already making itself felt in all phases of the Board's work load and will reach a very high level in 1947. The 1947 estimates make provision for a widespread extension of the Board's activity into the field of international air transportation and a general acceleration of its work in the domestic field, both as to economic regulation and safety matters.

The 1947 estimates reflect an increase of 40 percent over the 1946 annual appropriation, of which almost one-fourth is necessary for increased costs resulting from recent pay legislation. The remaining \$500,000 is for expansion to meet mounting work loads.

#### COAST AND GEODETIC SURVEY

During the war the surveying and charting activities of the Coast and Geodetic Survey were in the main controlled by the operational needs of the Army and Navy. Moreover, normal survey operations along the coasts were hampered by the necessity for transferring several large vessels to the Navy. These circumstances, though unavoidable, have seriously interrupted the normal surveying and charting operations with the result that many nautical charts are in need of revision and the issuance of new charts, needed for coastwise navigation, has been retarded.

It is proposed that in the fiscal year 1947 the Coast and Geodetic Survey will resume its coastal survey work with

restored complements of vessels and commissioned officers. Due to wartime advances in the wages of seamen and other costs of vessel operation, however, the funds required will be nearly double the prewar amount.

The recommended increase includes provision for expanded aeronautical chart work commensurate with the expected opening of new civil air routes, both national and international. Provision is also made for increased geodetic surveys to meet the needs of other Federal agencies.

BUREAU OF FOREIGN AND DOMESTIC COMMERCE

The 1947 estimates contemplate a vigorous and comprehensive program of aids to business including the establishment of economic indicators for policy guidance and management determinations, the furnishing of market data and analyses of supply-demand and cost-price relationships, the provision of counseling services for veterans and others desiring to enter the field of small business, and the stimulation of domestic and foreign trade by direct promotional activities. Effectuation of this program will require considerable expansion of the Department's facilities at the seat of Government and a substantial increase in the number of field offices in the United States.

Executive Order 9630, effective October 20, 1945, transferred from the Foreign Economic Administration to the Department of Commerce functions relating to export control, technical industrial intelligence, the facilitation of trade, and the reporting of foreign transactions. Estimates of any funds required for continuation of the functions so transferred, will be presented later as an amendment to the 1947 Budget.

PATENT OFFICE

The Patent Office is now receiving new applications for patents at a rate in excess of 100,000 per year. This volume of applications represents an increase of nearly 25 percent over the prewar rate. The handling of the increased volume of new and amended applications is complicated by the fact that during the war a backlog of unprocessed applications accumulated as a result of depletion of the Patent Office professional staff and

limited availability of qualified replacements. This situation was recognized in the 1946 appropriation which provided for a substantial increase in the professional staff. The 1947 Budget provides for continuation of the staff at the level provided for in the current year's appropriation.

NATIONAL BUREAU OF STANDARDS

The normal functions of the National Bureau of Standards consists of testing materials for the public and for Government procurement agencies, establishing commercial standards and codes for safety and simplified practices, and conducting research in new products and industrial processes. During the war these activities were directed primarily toward military requirements and during the fiscal year 1947 certain military projects will be continued. It is expected, however, that more attention will be given to industrial applications of recent technological developments for civilian production. Increases recommended are principally for radio investigations, financed heretofore by the War and Navy Departments and other war agencies. The 1947 Budget contemplates that this work will be centralized at the National Bureau of Standards.

WEATHER BUREAU

The Weather Bureau operates the basic national system of meteorological observation stations for the United States and its territories, collects and analyzes observations, prepares weather and flood forecasts and warnings, bulletins, and climatological summaries for other Government agencies and private interests, particularly aviation, water-borne shipping, and agriculture. Expansion of the weather service has been due in large measure to the increased requirements for civil aviation. About two-thirds of the increase recommended for the fiscal year 1947 is to establish facilities on proposed new air routes and to expand the service on existing routes. The remainder of the increase contemplates extension of the river and flood forecasting service, restoration of ship weather service, suspended during the war, and specialized weather service for agriculture and industry.

ESTIMATES OF APPROPRIATION

OFFICE OF THE SECRETARY

Salaries and Expenses, Office of Secretary of Commerce—

Salaries and expenses: For all necessary expenses of the Office of the Secretary of Commerce (hereafter in this title referred to as the Secretary) including personal services in the District of Columbia; *teletype news service (not exceeding \$1,000)*; newspapers (not exceeding \$500); contract stenographic reporting services; lawbooks, books of reference, and periodicals; purchase of one passenger automobile [at not exceeding \$1,800, and]; maintenance, operation, and repair of motor vehicles; not exceeding \$2,000 for expenses of attendance at meetings of organizations concerned with the work of the Office of the Secretary and not to exceed \$5,000 for the entertainment of representatives of other countries by officials of the Department when specifically authorized and approved by the Secretary; [\$570,000] \$1,110,000: Provided, That hereafter the Secretary may designate an officer of the Department to sign minor routine official papers and documents during the temporary absence of the Secretary, the Under Secretary, and the Assistant Secretary of the Department]. (Act of May 21, 1945, Public Law 61; Act of July 5, 1945, Public Law 132; Act of Dec. 28, 1945, Public Law 269.)

Estimate 1947, \$1,110,000                      Appropriated 1946, \*\$718,725

\* Includes \$85,325 appropriated in the Second Deficiency Appropriation Act, 1945, and \$63,400 appropriated in the First Deficiency Appropriation Act, 1946.

By objects	Obligations					
	Estimate, 1947		Estimate, 1946		Actual, 1945	
	Man-years	Total salary	Man-years	Total salary	Man-years	Total salary
<b>PERSONAL SERVICES, DEPARTMENTAL</b>						
Clerical, administrative, and fiscal service:						
Grade 16. In excess of \$9,800:						
Secretary .....	1	\$15,000	1	\$15,000	1	\$15,000
Under secretary .....	1	10,000	1	10,000	1	10,000
Assistant secretary .....	1	10,000				
Grade 15. Range \$8,750 to \$9,800:						
Assistant secretary .....			1	9,800	1	9,000
Assistant to the Secretary .....	6	53,025	2	18,348	1.1	12,228
Assistant to the under secretary .....	1	8,750	1	8,750	0.1	1,044
Administrative assistant to the Secretary .....			0.5	4,900	1	9,000
Executive assistant to the Secretary .....	1	9,800	1	9,800	0.2	1,500
Director, office of information .....	1	8,750	1	8,750	0.1	133
Director, office of personnel administration .....	1	8,750	1	8,750	0.1	333
Director, office of budget and management .....	1	9,012	1	9,012		
Assistant to the assistant secretary .....	1	8,750				
Grade 14. Range \$7,175 to \$8,225:						
Aide to the assistant to the secretary .....	3	21,525	1	7,700	1	6,618
Chief, administrative management division .....			1	7,438	1	6,500
Director of personnel .....					0.9	7,187
Management analyst .....			3	21,525	0.1	271

OFFICE OF THE SECRETARY—Continued  
Salaries and Expenses, Office of Secretary of Commerce—Con.

By objects	Obligations		
	Estimate, 1947	Estimate, 1946	Actual, 1945
<b>PERSONAL SERVICES, DEPARTMENTAL—CON.</b>			
Clerical, administrative, and fiscal service—Continued			
Grade 14. Range \$7,175 to \$8,225—Con.			
Deputy director, office of information.	1	1	
Director, office of administrative services.	1		
Chief, administrative coordination division.	1		
Chief, management review staff unit.	4		
Grade 13. Range \$6,230 to \$7,070:			
Assistant to the Secretary.			1.8
Assistant budget officer.		1	1
Chief clerk.		1	1
Chief, budget planning division.	1		
Executive secretary, foreign trade zones board.	1	1	1
Information specialist.		1	
Budget analyst.	2	3.2	
Assistant director, office of personnel administration.	4	1	
Assistant to the under secretary.	1	0.4	
Chief, news division.	1		
Chief, periodicals and publications division.	1		
Chief, distribution and field division.	1		
Chief, special services division.	1		
Chief, division of printing and publications.	1	0.4	
Management analyst.	1		
Grade 12. Range \$5,180 to \$6,020:			
Chief, division of publications.		1	1
Chief, division of purchase and sales.		0.5	0.8
Assistant director, office of personnel administration.	1	1	1
Administrative assistant to the director of personnel.			1
Administrative analyst.		2	1.8
Information specialist.	4	1	
Assistant to the under secretary.	1	1	
Radio specialist.	1	0.4	
Chief, printing and standardization section.	1		
Chief, division of operating facilities.	1	0.4	
Chief, division of accounts and audits.	1		
Budget analyst.	2	0.8	
Grade 11. Range \$4,300 to \$5,180:			
Assistant executive secretary, foreign trade zones board.	1	1	0.9
Security officer.			0.9
Administrative analyst.		1	0.5
Classification investigator.	1	1	1
Secretary to the Secretary.	1	1	
Assistant to the director.	1		
Information specialist.	1		
Display specialist.	1		
Administrative officer, office of personnel administration.	1		
Personnel technician.	1		
Chief, purchase and supply section.	1	0.4	
Chief, space and facilities section.	1	0.4	
Chief, accounts section.	1	0.4	
Budget analyst.	1		
Grade 10. Range \$3,970 to \$4,630:			
Assistant chief, division of publications.		1	1
Assistant chief, printing and standardization section.	1		
Classification investigator.	1	1	1
Grade 9. Range \$3,640 to \$4,300:			
Confidential assistant to the Secretary.			0.9
Secretary to the Secretary.			0.3
Confidential assistant to the under secretary.		1	1
Assistant to the under secretary.	1	1	1
Secretary to the administrative assistant to the Secretary.		1	0.5
Assistant chief clerk.	1	1	1
Administrative assistant.	1	1	1
Assistant chief, division of purchases and sales.		1	1
Classification investigator.	2	2	2.1
Investigator.	1	1	1.7
Assistant secretary to the Secretary.	1		
Indexing specialist.	1		
Secretary to the executive assistant to the Secretary.	1		
Special assistant to director, office of administrative services.	2		
Assistant chief, purchase and supply section.	1		
Chief, audit section.	1	0.4	
Budget analyst.	2	1.2	
Management analyst.	1		
Grade 8. Range \$3,310 to \$3,970.	4	6	2
Grade 7. Range \$2,980 to \$3,640.	22	17	14.5
Grade 6. Range \$2,650 to \$3,310.	7	9	7.8
Grade 5. Range \$2,320 to \$2,980.	50	25.6	23.9
Grade 4. Range \$2,100 to \$2,660.	26	25	19.4
Grade 3. Range \$1,902 to \$2,298.	28	28.8	20.7
Grade 2. Range \$1,704 to \$2,100.	14	12	12.8

By objects	Obligations		
	Estimate, 1947	Estimate, 1946	Actual, 1945
<b>PERSONAL SERVICES, DEPARTMENTAL—CON.</b>			
Professional service:			
Grade 8. Range \$5,750 to \$9,800:			
Solicitor.	1	1	1
Assistant to the Secretary.	2	1	1.5
Program analyst.	1	0.4	
Grade 7. Range \$7,175 to \$8,225:			
Assistant to the Secretary.			0.1
Program analyst.	1	0.4	
Grade 6. Range \$6,250 to \$7,070:			
Assistant solicitor.	3	1	1
Grade 5. Range \$5,180 to \$6,020:			
Attorney.	1	1	1
Grade 4. Range \$4,300 to \$5,180:			
Attorney.	3	2	1.9
Assistant to the Secretary.	1	0.4	
Grade 3. Range \$3,640 to \$4,300:			
Attorney.	1	1	0.8
Librarian.	1	1	1
Assistant to the assistant secretary.	1		
Grade 2. Range \$2,980 to \$3,640.	1	1	1
Grade 1. Range \$2,320 to \$2,980.	5	5	4
Subprofessional service:			
Grade 8. Range \$2,980 to \$3,640.	1		
Grade 6. Range \$2,320 to \$2,980.	1	1	1
Grade 5. Range \$2,100 to \$2,496.	1	2	3.9
Grade 4. Range \$1,902 to \$2,298.	1	2	0.7
Crafts, protective, and custodial service:			
Grade 7. Range \$2,364 to \$2,870.	1	1	
Grade 6. Range \$2,166 to \$2,562.	3	3	4
Grade 5. Range \$1,968 to \$2,364.	1	1	1
Grade 4. Range \$1,770 to \$2,166.	8	8	5
Grade 3. Range \$1,572 to \$1,968.	13	12	14
Grade 2. Range \$1,440 to \$1,770.	10	8	7
Total permanent, departmental.	292	226.9	185.8
W. A. E. employment, departmental.	1,045,421	755,600	517,090
W. O. C. employment, departmental.	0.5	0.5	0.4
Overtime pay, departmental.	1	0	0
01 Personal services (net).	293.5	228.4	187.2
	1,050,321	773,424	607,973
<b>OTHER OBLIGATIONS</b>			
02 Travel.	15,400	12,470	6,920
03 Transportation of things.	75	75	36
04 Communication services.	11,550	9,960	8,851
05 Rents and utility services.	275	275	
07 Other contractual services.	13,539	7,744	9,643
08 Supplies and materials.	9,240	7,787	8,469
09 Equipment.	9,600	4,990	2,202
Total other obligations.	59,679	43,301	36,121
Grand total obligations.	1,110,000	816,725	644,094
Reimbursements for services performed. Received by transfer from "Contingent expenses, Department of Commerce".			-506
			-36,121
Net total obligations.	1,110,000	816,725	607,467
Excess of obligations over appropriation due to Public Law 106.		-98,000	
Estimated savings, unobligated balance.			12,533
Total estimate or appropriation.	1,110,000	718,725	620,000
<b>BY PROJECTS OR FUNCTIONS</b>			
1. Office of the Secretary.	\$66,648	\$60,893	\$46,746
2. Office of the under secretary.	42,900	34,106	20,062
3. Office of the assistant secretaries.	32,880	25,780	22,095
4. Assistants to the Secretary.	140,566	50,298	55,471
5. Office of the solicitor.	77,424	59,446	52,071
6. Office of program coordination.	35,276	16,037	
7. Office of information.	110,231	43,475	21,228
8. Executive assistant to the Secretary.	15,910	12,580	2,341
(a) Office of budget and management.	144,141	114,979	37,755
(b) Office of personnel administration.	122,798	97,878	84,805
(c) Office of administrative services.	321,227	287,919	213,905
9. Overtime pay.		12,924	87,616
Grand total obligations.	1,110,000	816,725	644,094
Adjustments (see objects schedule for detail).		-98,000	-24,094
Total estimate or appropriation.	1,110,000	718,725	620,000

Contingent Expenses, Department of Commerce—

By objects	Obligations		
	Estimate, 1947	Estimate, 1946	Actual, 1945
Transferred to—			
"Salaries and expenses, Office of the Secretary".			+ \$36,121
"Salaries and expenses, Bureau of the Census".			+ 4,460

By objects	Obligations		
	Estimate, 1947	Estimate, 1946	Actual, 1945
Transferred to—			
“Salaries and expenses, Coast and Geodetic Survey”			+ \$5,953
“Salaries and expenses, Bureau of Foreign and Domestic Commerce”			+ 19,440
“Operation and administration, National Bureau of Standards”			+ 772
“Salaries and expenses, Weather Bureau”			+ 939
“Miscellaneous receipts, Treasury”			238
Net total obligations			67,923
Estimated savings, unobligated balance			1,077
Total estimate or appropriation			69,000

**Printing and Binding, Department of Commerce—**

Printing and binding: For all printing and binding for the Department of Commerce, except for *technical and scientific services in the Office of the Secretary and for the Patent Office, the Civil Aeronautics Board, and work done at the field printing plants of the Weather Bureau* authorized by the Joint Committee on Printing, in accordance with the Act approved March 1, 1919 (44 U. S. C. 111, 220), [ \$750,000 ] \$1,330,000. (31 U. S. C. 588; Act of May 21, 1945, Public Law 61; Act of July 5, 1945, Public Law 132.)

Estimate 1947, \$1,330,000      Appropriated 1946, \$815,000

\* Includes \$65,000 appropriated in the Second Deficiency Appropriation Act, 1945.

By objects	Obligations		
	Estimate, 1947	Estimate, 1946	Actual, 1945
06 Printing and binding	\$1,330,000	\$815,000	\$520,596
Reimbursements by War Department for services furnished			- 7,096
Net total obligations	1,330,000	815,000	513,500
Estimated savings, unobligated balance			1,500
Total estimate or appropriation	1,330,000	815,000	515,000

BY PROJECTS OR FUNCTIONS	Obligations		
	Estimate, 1947	Estimate, 1946	Actual, 1945
1. Office of the Secretary	\$100,700	\$49,900	\$22,700
2. Bureau of the Census	346,000	330,800	110,400
3. Civil Aeronautics Administration	155,000	83,400	94,966
4. Coast and Geodetic Survey	98,500	71,100	62,300
5. Bureau of Foreign and Domestic Commerce	410,000	173,600	111,800
6. National Bureau of Standards	173,000	43,400	56,000
7. Weather Bureau	66,800	62,800	62,400
Grand total obligations	1,330,000	815,000	520,596
Adjustments (see objects schedule for detail)			- 5,596
Total estimate or appropriation	1,330,000	815,000	515,000

**Technical and Scientific Services—**

*Technical and scientific services: For all necessary expenses of the Office of the Secretary in the performance of activities and services relating to technological development as an aid to business in the development of foreign and domestic commerce, including all the objects for which the appropriation "Salaries and expenses, Office of the Secretary" is available, and including (not to exceed \$75,000) for the temporary employment of persons by contract or otherwise, without regard to the Classification Act of 1923, as amended, the employment of persons, including State, county, or municipal officers and employees, with or without compensation, and not to exceed \$105,000 for printing and binding, \$4,550,000: Provided, That of the sum herein appropriated the Secretary may transfer not to exceed \$500,000 to the National Bureau of Standards for testing and other scientific studies and expend not to exceed \$1,000,000 for temporary employment of persons or organizations by contract or otherwise, for scientific research on new products, materials, material substitutes, and such other subjects and special services determined necessary, including the encouragement of inventive genius, without regard to sections 3709 and 3648 of the Revised Statutes and the civil service and classification laws.*

**Declassification and technical services:** For all necessary expenses of the Office of Declassification and Technical Services established within the Office of the Secretary, in the performance of activities and services relating to the declassification of scientific and technical data, its release for public benefit, the promotion of its maximum use by business and industry, in the development and utilization of new products and processes, including all the objects

for which the appropriation "Salaries and expenses, Office of the Secretary", is available, and including the temporary employment of persons or organizations by contract or otherwise, without regard to Section 3709, as amended, and the civil service and classification laws, and not to exceed \$50,000 for printing and binding, \$300,000.] (Act of Dec. 28, 1945, Public Law 269.)

Estimate 1947, \$4,550,000      Appropriated 1946, \$300,000

By objects	Obligations					
	Estimate, 1947		Estimate, 1946		Actual, 1945	
	Man-years	Total salary	Man-years	Total salary	Man-years	Total salary
<b>PERSONAL SERVICES, DEPARTMENTAL</b>						
Professional service:						
Grade 8. Range \$8,750 to \$9,800:						
Director	1	\$8,750				
Chief, industrial development	1	8,750				
Chief, declassification and technical service	1	8,750	0.5	\$4,375		
Chief, technical evaluation division	1	8,750				
Grade 7. Range \$7,175 to \$8,225:						
Chief, publications division	1	7,175	0.5	3,588		
Chief, library division	1	7,175				
Chief engineer, national inventors service	1	7,437				
Assistant chief, technical evaluation division	1	7,175				
Grade 6. Range \$6,230 to \$7,070:						
Engineer	4	24,920				
Assistant chief, library division			0.5	3,115		
Special assistant			1	6,230		
Grade 5. Range \$5,180 to \$6,020:						
Engineer	5	25,900				
Economic analyst	1	5,180	0.5	2,590		
Senior librarian	2	10,360			1	5,180
Grade 4. Range \$4,300 to \$5,180:						
Engineer	7	30,100				
Liaison officer	2	8,600				
Librarian	8	34,400	3	12,200		
Writer	2	8,600	1	4,300		
Grade 3. Range \$3,640 to \$4,300:						
Liaison officer	1	3,640				
Associate librarian	12	43,680	4.5	16,350		
Grade 2. Range \$2,980 to \$3,640:	48	143,240	19.5	44,110		
Grade 1. Range \$2,300 to \$2,980:	4	9,280	0.5	1,160		
Clerical, administrative, and fiscal service:						
Grade 15. Range \$8,750 to \$9,800:						
Director	1	8,750				
Chief, operations division	1	8,750				
Grade 14. Range \$7,175 to \$8,225:						
Chief, program division	1	7,175				
Executive officer	1	7,175	0.5	3,588		
Grade 13. Range \$6,230 to \$7,070:						
Assistant chief, operations division	1	6,230				
Unit chief	9	56,070				
Assistant executive officer	1	6,230	0.5	3,115		
Grade 11. Range \$4,300 to \$5,180:						
Assistant chief	2	8,600				
Personnel officer	1	4,300				
Fiscal officer	1	4,300				
Administrative officer	1	4,300				
Grade 9. Range \$3,640 to \$4,300:						
Personnel assistant	1	3,640				
Administrative assistant	1	3,640	0.5	1,820		
Service assistant	1	3,640				
Administrative officer	2	7,280				
Grade 8. Range \$3,310 to \$3,970:	1	3,310	0.5	1,655		
Grade 7. Range \$2,980 to \$3,640:	2	5,960				
Grade 6. Range \$2,650 to \$3,310:	2	5,300				
Grade 5. Range \$2,320 to \$2,980:	25	58,220	1.5	3,450		
Grade 4. Range \$2,100 to \$2,496:	25	53,935	1	2,100		
Grade 3. Range \$1,902 to \$2,298:	34	64,866	11.5	21,873		
Grade 2. Range \$1,704 to \$2,100:	34	58,332	12.5	21,300		
Subprofessional service:						
Grade 5. Range \$2,100 to \$2,496:	12	25,200	6	12,600		
Grade 4. Range \$1,902 to \$2,298:	3	5,706	1.5	2,853		
Grade 3. Range \$1,704 to \$2,100:	4	6,816	1.5	2,556		
Crafts, protective, and custodial service:						
Grade 3. Range \$1,572 to \$1,902:	1	1,572	0.5	786		
Total permanent, departmental	272	841,159	70.5	180,954		
<b>PERSONAL SERVICES, FIELD</b>						
Professional service:						
Grade 8. Range \$8,750 to \$9,800:						
Technical consultant	15	131,250				
Coordinator	1	8,750				
Grade 5. Range \$5,180 to \$6,020:						
Engineer	12	62,160				
Grade 4. Range \$4,300 to \$5,180:						
Technical language experts	30	129,000				
Clerical, administrative, and fiscal service:						
Grade 15. Range \$8,750 to \$9,800:						
Director	1	8,750				
Chief, assembly and assessment division	1	8,750				
Chief, technical review and program division	1	8,750				
Chief, services and operations division	2	17,500				
Librarian	1	8,750				
Chief, screening section	1	8,750				
Grade 14. Range \$7,175 to \$8,225:						
Executive secretary	1	7,175				
Assistant chief	1	7,175				



OFFICE OF THE SECRETARY—Continued

Technical and Scientific Services—Continued

By objects	Obligations					
	Estimate, 1947		Estimate, 1946		Actual, 1945	
<b>PERSONAL SERVICES, FIELD—continued</b>						
Clerical, administrative, and fiscal service—Continued	Man-years	Total salary	Man-years	Total salary	Man-years	Total salary
Grade 13. Range \$6,230 to \$7,070:						
Unit chief	3	\$18,690				
Administrative assistant	1	6,230				
Assistant librarian	2	12,460				
Grade 12. Range \$5,180 to \$6,020						
Section chief	8	41,440				
Grade 9. Range \$3,640 to \$4,300:						
Section chief	2	7,280				
Assistant	2	7,280				
Microfilm operator	10	36,400				
Photographer	3	10,920				
Grade 7. Range \$2,980 to \$3,640	17	70,660				
Grade 6. Range \$2,650 to \$3,310	3	7,950				
Grade 5. Range \$2,320 to \$2,980	17	39,440				
Grade 4. Range \$2,100 to \$2,496	67	140,700				
Grade 3. Range \$1,902 to \$2,298	14	26,628				
Total permanent, field	216	812,838				
W. A. F. employment, field	36.4	318,750				
W. O. C. employment, field	25	0				
All personal services, field	277.4	1,131,588				
01 Personal services (net)	549.4	1,972,747	70.5	\$180,954		
<b>OTHER OBLIGATIONS</b>						
02 Travel		576,276		16,000		
03 Transportation of things		108,000		15,000		
04 Communication services		28,700		3,000		
05 Rents and utility services		10,000				
06 Printing and binding		103,900		45,000		
07 Other contractual services		1,108,246		10,000		
08 Supplies and materials		55,690		10,000		
09 Equipment		86,531		20,046		
Total other obligations		2,077,253		119,046		
Grand total obligations		4,050,000		300,000		
Transferred to "Miscellaneous researches, transferred funds, National Bureau of Standards"		500,000				
Total estimate or appropriation		4,550,000		300,000		

By objects	Obligations					
	Estimate, 1947		Estimate, 1946		Actual, 1945	
<b>BY PROJECTS OR FUNCTIONS</b>						
1. Office of the director		\$58,660				
2. Industrial development service		1,231,340				
3. Declassification		750,000		\$300,000		
4. National inventors service		75,000				
5. Technical industrial intelligence service		1,935,000				
Grand total obligations		4,050,000		300,000		
Adjustments (see objects schedule for detail)		+500,000				
Total estimate or appropriation		4,550,000		300,000		

Salaries and Expenses, National Inventors Council Service Staff—

Salaries and expenses, National Inventors Council Service Staff: For all necessary expenses of the servicing staff of the National Inventors Council, including personal services in the District of Columbia, printing and binding and traveling expenses, \$75,000. (Act of May 21, 1945, Public Law 61.)

Appropriated 1946, \$75,000

By objects	Obligations					
	Estimate, 1947		Estimate, 1946		Actual, 1945	
<b>PERSONAL SERVICES, DEPARTMENTAL</b>						
Professional service:	Man-years	Total salary	Man-years	Total salary	Man-years	Total salary
Grade 7. Range \$7,175 to \$8,225:						
Head engineer			0.3	\$2,484	0.8	\$5,055
Grade 5. Range \$5,180 to \$6,020:						
Assistant chief engineer					0.4	2,107
Grade 4. Range \$4,300 to \$5,180:						
Engineer			3	13,120	1.6	6,289
Grade 3. Range \$3,640 to \$4,300:						
Associate engineer			1	3,750	2.8	9,000
Grade 2. Range \$2,980 to \$3,640:						
Assistant engineer			0.3	1,108	1.2	3,410
Grade 1. Range \$2,320 to \$2,980:						
Junior engineer			1	2,540	1	2,100
Clerical, administrative, and fiscal service						
Grade 9. Range \$3,640 to \$4,300:						
Administrative assistant			1	3,945	1	3,375
Grade 5. Range \$2,320 to \$2,980:			1	43,034	0.4	833

By objects	Obligations					
	Estimate, 1947		Estimate, 1946		Actual, 1945	
<b>PERSONAL SERVICES, DEPARTMENTAL—CON.</b>						
Clerical, administrative, and fiscal service—Continued	Man-years	Total salary	Man-years	Total salary	Man-years	Total salary
Grade 4. Range \$2,100 to \$2,496			4.6	\$10,114	6.1	\$11,321
Grade 3. Range \$1,902 to \$2,298			5.5	11,449	9	14,893
Grade 2. Range \$1,704 to \$2,100			2.8	5,175	5	7,511
Crafts, protective, and custodial service:						
Grade 3. Range \$1,572 to \$1,902					0.3	424
Total permanent, departmental			20.9	56,719	29.6	66,318
W. A. E. employment, departmental					0.1	178
W. O. C. employment, departmental			17	0	8	0
\$1-per-year employment, departmental					11	11
Overtime pay, departmental				1,296		12,944
01 Personal services (net)			37.9	58,015	48.7	79,451
<b>OTHER OBLIGATIONS</b>						
02 Travel				1,000		927
03 Transportation of things				85		5
04 Communication services				1,000		923
05 Printing and binding				209		136
07 Other contractual service				1,900		1,870
08 Supplies and materials				1,700		708
09 Equipment				100		234
Total other obligations				5,985		4,803
Grand total obligations				64,000		84,254
Excess of obligations over appropriation due to Public Law 106						
Estimated savings, unobligated balance					11,000	40,746
Total estimate or appropriation				75,000		125,000
<b>BY PROJECTS OR FUNCTIONS</b>						
1. Administration				\$37,707		\$40,678
2. Engineering				24,997		30,632
3. Overtime pay				1,296		12,944
Grand total obligations				64,000		84,254
Adjustments (see objects schedule for detail)				+11,000		+40,746
Total estimate or appropriation				75,000		125,000

Working Capital Fund, Department of Commerce—

By objects	Obligations					
	Estimate, 1947		Estimate, 1946		Actual, 1945	
<b>PERSONAL SERVICES, DEPARTMENTAL</b>						
Clerical, administrative, and fiscal service:	Man-years	Total salary	Man-years	Total salary	Man-years	Total salary
Grade 12. Range \$5,180 to \$6,120:						
Chief of section	1	\$5,180				
Grade 11. Range \$4,300 to \$5,180:						
Chief of section			1	\$5,180	0.3	\$1,401
Grade 9. Range \$3,640 to \$4,300:						
Administrative assistant	1	3,860	1	3,800	1	3,300
Grade 7. Range \$2,980 to \$3,640	1	3,100	1	3,030	1	2,583
Grade 6. Range \$2,650 to \$3,310	2	6,720	2	6,620	2	5,800
Grade 5. Range \$2,320 to \$2,980	4	10,120	4	9,920	3	6,351
Grade 4. Range \$2,100 to \$2,496	15	34,470	13	29,145	11.1	22,935
Grade 3. Range \$1,902 to \$2,298	65	136,500	40	82,600	29.1	49,615
Grade 2. Range \$1,704 to \$2,100	100	181,600	87	155,121	56.2	86,855
Grade 1. Range \$1,506 to \$1,902	75	121,050	62	100,068	29	38,617
Crafts, protective, and custodial service:						
Grade 6. Range \$2,166 to \$2,562	6	11,224	6	11,158	6	11,158
Grade 5. Range \$1,968 to \$2,364	2	3,631	2	3,565	2	3,565
Grade 3. Range \$1,572 to \$1,902	4	6,717	4	6,585	1	1,485
Grade 2. Range \$1,440 to \$1,770	2	3,113	2	2,946	0.6	633
Total permanent, departmental	278	527,285	225	420,038	142.3	234,298
Part-time employment, departmental					1.5	2,339
Overtime pay, departmental		12,280		19,247		53,673
Night-work differential, departmental		9,560		4,800		
01 Personal services (net)	278	549,125	225	444,085	143.8	290,310
<b>OTHER OBLIGATIONS</b>						
02 Travel				25		17
03 Transportation of things				550		493
04 Communication services				11,500		8,280
05 Rents and utility services				250		152
07 Other contractual services				12,230		7,737
08 Supplies and materials		264,100		214,080		182,850
09 Equipment		35,150		28,555		28,469
Total other obligations		311,575		264,590		227,998
Grand total obligations		860,700		708,675		518,308
Excess of closing inventory of supplies and materials over opening inventory						-8,223
Reimbursements for services performed		-860,700		-694,385		-524,375
1946 balance available in 1946				-114,290		+114,290
1946 balance available in 1947		-100,000		+100,000		
1947 balance available in 1948		+100,000				
Total estimate or appropriation						100,000



WORKING CAPITAL FUND, DEPARTMENT OF COMMERCE

Statement of assets and liabilities

As of June 30, 1945

<b>ASSETS:</b>		
Cash	.....	\$118, 078. 95
Accounts receivable	.....	116, 672. 04
Inventory, June 30, 1945	.....	88, 086. 15
<b>Total assets</b>	.....	<b>322, 837. 14</b>
<b>LIABILITIES:</b>		
Accounts payable	.....	128, 684. 58
Inventory, July 1, 1944	.....	79, 862. 66
Act of June 28, 1944 (Public Law 365)	.....	100, 000. 00
Excess billings	.....	14, 289. 90
<b>Total liabilities and working capital fund</b>	.....	<b>322, 837. 14</b>

Summary of activities, fiscal year 1945

Billings	.....	\$524, 375. 39
<b>Cost of operations:</b>		
Inventory, July 1, 1944	.....	\$79, 862. 66
Purchases	.....	182, 849. 83
	.....	\$262, 712. 49
Less inventory, June 30, 1945	.....	88, 086. 15
<b>Cost of materials used</b>	.....	<b>174, 626. 34</b>
<b>Other expenses:</b>		
Salaries	.....	\$290, 310. 58
Travel and transportation of things	.....	510. 39
Communication services	.....	8, 279. 89
Gas light	.....	152. 52
Other contractual services	.....	7, 736. 92
Equipment	.....	28, 498. 85
	.....	335, 459. 15
<b>Total cost of operations</b>	.....	<b>510, 085. 49</b>
Excess billing over cost	.....	14, 289. 90

Penalty Mail Costs, Department of Commerce

Penalty mail, Department of Commerce: For deposit in the general fund of the Treasury for cost of penalty mail of the Department of Commerce, except the Civil Aeronautics Board, as required by section 2 of the Act of June 28, 1944 (Public Law 364), **[\$485,000] \$695,000.** (Act of May 21, 1945, Public Law 61.)

Estimate 1947, **\$695,000**                      Appropriated 1946, **\$485,000**

By objects	Obligations		
	Estimate, 1947	Estimate, 1946	Actual, 1945
04 Penalty mail	\$695, 000	\$485, 000	\$251, 316
Estimated savings, unobligated balance			35, 434
<b>Total estimate or appropriation</b>	<b>695, 000</b>	<b>485, 000</b>	<b>286, 750</b>
<b>BY PROJECTS OR FUNCTIONS</b>			
1. Office of the Secretary	\$76, 500	\$1, 500	\$1, 021
2. Coast and Geodetic Survey	3, 500	4, 400	3, 395
3. Bureau of Foreign and Domestic Commerce	93, 000	47, 200	22, 684
4. National Bureau of Standards	6, 000	5, 000	5, 000
5. Weather Bureau	255, 000	255, 000	96, 570
6. Bureau of the Census	195, 000	105, 150	102, 850
7. Patent Office	18, 000	17, 600	14, 787
8. National Inventors Council		750	500
9. Civil Aeronautics Administration	48, 000	48, 000	35, 511
<b>Grand total obligations</b>	<b>695, 000</b>	<b>485, 000</b>	<b>251, 316</b>
Adjustment (see objects schedule for detail)			+35, 434
<b>Total estimate or appropriation</b>	<b>695, 000</b>	<b>485, 000</b>	<b>286, 750</b>

Foreign Service Pay Adjustment, Appreciation of Foreign Currencies (Commerce)

By objects	Obligations		
	Estimate, 1947	Estimate, 1946	Actual, 1945
02 Travel		\$1, 000	\$57
Received by transfer from appropriation under above title		-1, 000	-1, 402
Estimated savings, unobligated balance			1, 345
<b>Total estimate or appropriation</b>			

Emergency Fund for the President, National Defense (Allotment to Commerce, Office of the Secretary)

By objects	Obligations					
	Estimate, 1947		Estimate, 1946		Actual, 1945	
	Man- years	Total salary	Man- years	Total salary	Man- years	Total salary
<i>Office of civilian defense property</i>						
Permanent employment, departmental			33	\$10, 450		
Overtime pay, departmental				21, 620		
01 Personal services (net)			33	130, 070		
<b>OTHER OBLIGATIONS</b>						
02 Travel				46, 490		
03 Transportation of things				2, 900		
04 Communication services				19, 500		
05 Rents and utility services				500		
06 Printing and binding				3, 400		
07 Other contractual services				15, 380		
08 Supplies and materials				2, 850		
<b>Total other obligations</b>				<b>90, 930</b>		
<b>Grand total obligations</b>				<b>221, 000</b>		
Received by transfer from "Emergency fund for the President, national defense"				-221, 000		
<b>Total estimate or appropriation</b>						

Working Fund, Commerce (Transferred From Office of War Mobilization and Reconversion)

By objects	Obligations					
	Estimate, 1947		Estimate, 1946		Actual, 1945	
	Man- years	Total salary	Man- years	Total salary	Man- years	Total salary
01 Personal services (net)			11	\$26, 000		
<b>OTHER OBLIGATIONS</b>						
02 Travel				500		
04 Communication services				10		
06 Printing and binding				500		
07 Other contractual services				18, 125		
08 Supplies and materials				700		
09 Equipment				3, 865		
<b>Total other obligations</b>				<b>24, 000</b>		
<b>Grand total obligations</b>				<b>50, 000</b>		
Received by transfer from "Salaries and expenses, Office of War Mobilization and Reconversion"				-50, 000		
<b>Total estimate or appropriation</b>						

Total, Office of the Secretary, annual appropriations, general account:

Estimate 1947, **\$7,685,000**                      Appropriated 1946, **\$2,393,725**

Statement of proposed expenditures for purchase, maintenance, repair, and operation of passenger-carrying vehicles for the fiscal year ending June 30, 1947

OFFICE OF THE SECRETARY

Appropriation	Vehicles (motor unless otherwise indicated) to be purchased		Old vehicles to be exchanged		Net cost of vehicles to be purchased	Old vehicles still to be used	Total maintenance, repair, and operation, all vehicles	Public purpose and users
	Number	Gross cost	Number	Allowance (estimated)				
Salaries and expenses, Office of the Secretary.	1	\$1, 050			\$1, 050	3	\$1, 500	1 for the Secretary of Commerce and 3 for the general use of the Department.

**BUREAU OF THE CENSUS**

**Salaries and Expenses, Social Security Act, Bureau of the Census—**

Salaries and expenses, age [.] and citizenship certification: For salaries and expenses necessary for searching census records and supplying information incident to carrying out the provisions of the Social Security Act, and other statutory requirements with respect to age and citizenship certification, including personal services at the seat of government, travel, microfilm, and binding records, books of reference, periodicals, and photographic supplies, **[\$145,000] \$155,000: Provided,** That the procedure hereunder for the furnishing from census records of evidence for the establishment of age of individuals shall be pursuant to regulations approved jointly by the Secretary and the Social Security Board. (*Act of May 21, 1945, Public Law 61.*)

Estimate 1947, **\$155,000**

Appropriated 1946, **\$145,000**

By objects	Obligations					
	Estimate, 1947		Estimate, 1946		Actual, 1945	
	Man- years	Total salary	Man- years	Total salary	Man- years	Total salary
<b>PERSONAL SERVICES, DEPARTMENTAL</b>						
Clerical, administrative, and fiscal service						
Grade 11. Range \$4,300 to \$5,180:						
Administrative officer.....	1	\$5,180	1	\$5,180	1	\$4,600
Grade 9. Range \$3,640 to \$4,200:						
Administrative assistant.....	2	8,600	2	8,600	1.5	5,700
Grade 8. Range \$3,310 to \$3,970.....	1	3,420	1	3,420	1	2,900
Grade 7. Range \$2,980 to \$3,640.....	1	3,200	1	3,200	1	2,700
Grade 6. Range \$2,650 to \$3,310.....	2	6,180	3	8,830	3	7,600
Grade 5. Range \$2,320 to \$2,980.....	8	20,650	9	22,723	7	15,100
Grade 4. Range \$2,100 to \$2,496.....	9	19,296	4	8,598	5	9,100
Grade 3. Range \$1,902 to \$2,298.....	21	40,919	16.7	32,490	8	13,466
Grade 2. Range \$1,704 to \$2,100.....	11	18,785	14	24,741	9.8	15,751
Grade 1. Range \$1,505 to \$1,902.....	1	1,704				
Crafts, protective, and custodial service:						
Grade 3. Range \$1,572 to \$1,902.....	3	4,848			5	6,720
Total permanent, departmental.....	60	132,782	51.7	117,782	42.3	83,717
Overtime pay, departmental.....				1,980		17,423
01 Personal services (net).....	60	132,782	51.7	119,762	42.3	101,140
<b>OTHER OBLIGATIONS</b>						
02 Travel.....		500		500		
04 Communication services.....		75		75		801
05 Rents and utility services.....		400		550		353
06 Printing and binding.....		4,733				
07 Other contractual services.....		4,000		1,000		28,804
08 Supplies and materials.....		9,210		7,113		7,871
09 Equipment.....		3,800		1,000		241
Total other obligations.....		22,218		10,238		38,070
Grand total obligations.....		155,000		130,000		139,210
Estimated savings, unobligated balance.....				15,000		25,790
Total estimate or appropriation.....		155,000		145,000		165,000

**Census of Business, Bureau of the Census—**

For the work of collecting, compiling, and publishing (including printing and binding) the census of business or distribution, as authorized by the Act of March 14, 1903 (5 U. S. C. 604), including the employment by the director of personnel at the seat of government and elsewhere without regard to the Classification Act of 1923, as amended, **\$11,940,000.**

Estimate 1947, **\$11,940,000**

By objects	Obligations					
	Estimate, 1947		Estimate, 1946		Actual, 1945	
	Man- years	Total salary	Man- years	Total salary	Man- years	Total salary
<b>PERSONAL SERVICES, DEPARTMENTAL</b>						
Temporary employment, departmental.....	1,593.5	\$3,358,943				
<b>PERSONAL SERVICES, FIELD</b>						
Temporary employment, field.....	3,027.5	7,620,227				
01 Personal services (net).....	4,621	10,979,170				
<b>OTHER OBLIGATIONS</b>						
02 Travel.....		220,594				
03 Transportation of things.....		17,180				
04 Communication services.....		71,023				
05 Rents and utility services.....		118,776				
06 Printing and binding.....		248,715				
07 Other contractual services.....		111,509				

By objects	Obligations		
	Estimate, 1947	Estimate, 1946	Actual, 1945
<b>OTHER OBLIGATIONS—continued</b>			
08 Supplies and materials.....	\$85,334		
09 Equipment.....	87,639		
Total other obligations.....	960,830		
Total estimate or appropriation.....	11,940,000		
<b>BY PROJECTS OR FUNCTIONS</b>			
1. Business.....	\$2,880,000		
2. Field.....	7,940,000		
3. Machine tabulation.....	650,000		
4. Budget and finance.....	200,000		
5. Personnel.....	50,000		
6. Publications.....	20,000		
7. Geography.....	200,000		
Total estimate or appropriation.....	11,940,000		

**Census of Manufactures, Bureau of the Census—**

For the work of collecting, compiling, and publishing (including printing and binding) the census of manufactures, as authorized by the Act of March 14, 1903 (5 U. S. C. 604), including the employment by the director of personnel at the seat of government and elsewhere without regard to the Classification Act of 1923, as amended, **\$5,465,000.**

Estimate 1947, **\$5,465,000**

By objects	Obligations					
	Estimate, 1947		Estimate, 1946		Actual, 1945	
	Man- years	Total salary	Man- years	Total salary	Man- years	Total salary
<b>PERSONAL SERVICES, DEPARTMENTAL</b>						
Temporary employment, departmental.....	1,369.6	\$3,258,990				
<b>PERSONAL SERVICES, FIELD</b>						
Temporary employment, field.....	319.6	1,008,888				
01 Personal services (net).....	1,689.2	4,267,878				
<b>OTHER OBLIGATIONS</b>						
02 Travel.....		347,029				
03 Transportation of things.....		930				
04 Communication services.....		120,820				
05 Rents and utility services.....		178,874				
06 Printing and binding.....		388,784				
07 Other contractual services.....		83,765				
08 Supplies and materials.....		35,760				
09 Equipment.....		41,360				
Total other obligations.....		1,197,122				
Total estimate or appropriation.....		5,465,000				
<b>BY PROJECTS OR FUNCTIONS</b>						
1. Budget and finance.....		\$58,082				
2. Geography.....		14,920				
3. Machine tabulation.....		588,039				
4. Personnel.....		49,126				
5. Industry.....		4,683,261				
6. Publications.....		71,572				
Total estimate or appropriation.....		5,465,000				

**Foreign Trade Statistics, Bureau of the Census—**

Transferred to "Salaries and expenses, Bureau of the Census": 1945, **\$1,200,000.**

**Salaries and Expenses, Bureau of the Census—**

Compiling census reports and so forth: For salaries and expenses necessary for securing information for and compiling and publishing the census reports provided for by law, the collection, compilation and periodic publication of statistics showing United States exports and imports; temporary employees at rates to be fixed by the Director of the Census without regard to the Classification Act; the cost of transcribing State, municipal, and other records; preparation of monographs on census subjects and other work of specialized character by contract or otherwise; travel expenses, including not to exceed \$4,000 for attendance at meetings of organizations concerned with the collection of statistics, when incurred on the written authority of the Secretary; reimbursement for actual cost

of ferry fares and bridge, road and tunnel tolls, and not to exceed 3 cents per mile for travel performed in privately owned automobiles within the limits of their official posts of duty, of employees engaged in census enumeration or surveys; maintenance, repair, and operation of [three] five motor-propelled passenger-carrying vehicles; construction and repair of tabulating machines and other mechanical appliances, and the rental or purchase and exchange of necessary machinery, appliances, and supplies, including tabulating cards and continuous form tabulating paper; books of reference, periodicals, maps, newspapers (not exceeding \$200), [\$5,318,000] \$15,940,000. (Act of May 1, 1945, Public Law 61; Act of July 5, 1945, Public Law 132; Act of Dec. 28, 1945, Public Law 269).

Estimate 1947, \$15,940,000      Appropriated 1946, \$7,813,000

\* Includes \$60,000 appropriated in the Second Deficiency Appropriation Act, 1945, and \$2,435,000 appropriated in the First Deficiency Appropriation Act, 1946.

By objects	Obligations					
	Estimate, 1947		Estimate, 1946		Actual, 1945	
	Man-years	Total salary	Man-years	Total salary	Man-years	Total salary
<b>PERSONAL SERVICES, DEPARTMENTAL</b>						
Clerical, administrative, and fiscal service:						
Grade 15. Range \$8,750 to \$9,500:						
Director	1	\$9,500	1	\$9,500	1	\$8,700
Grade 14. Range \$7,175 to \$8,225:						
Executive assistant	1	8,225	1	8,225		
Chief of division	2	15,400	1	8,225	1	7,500
Grade 13. Range \$6,230 to \$7,070:						
Chief of division	2.1	13,060	3.3	21,353	2	11,600
Assistant chief of division	1	6,230				
Consultant	0.3	1,950				
Grade 12. Range \$5,180 to \$6,020:						
Consultant	4	20,530	2	10,570	2	9,200
Management analyst	1	5,180				
Assistant chief of division	3	15,540	2.5	12,950	1	4,600
Promotion expert	1	5,180				
Employee relations officer	1	5,180				
Administrative analyst	3	15,540	1.5	7,770		
Chief of section	1	5,620	1.5	8,210		
Assistant chief of section	0.5	3,010				
Grade 11. Range \$4,300 to \$5,150:						
Administrative officer	4.5	21,770	4	19,620	4	17,800
Administrative analyst	4	17,200	3	12,920	2	8,200
Chief of section	1	4,740	1	4,740	1	4,200
Regional analyst	2	8,600	0.3	1,290		
Budget analyst	2	8,600	0.3	2,120		
Technical adviser	3	13,780	3	13,780	3	12,000
Sampling expert	2	8,600				
Information specialist			2	8,600		
Placement officer			1	4,300		
Employee relations officer			1	5,180	1	4,600
Procedure analyst			1	4,300	1	3,500
Grade 10. Range \$3,970 to \$4,630:						
Administrative officer	4	16,540	1	4,630	1	4,100
Group supervisor	2	7,940	1.5	5,955	1	3,500
Publications officer	1	4,410	1	4,327		
Technical adviser			2	8,160	2	7,000
Grade 9. Range \$3,640 to \$4,300:						
Assistant administrative officer	2.9	10,500	6.2	23,505	5	17,400
Operation head	1.8	6,552				
Publications expert	1	3,970	1	3,970	1	3,300
Supervisor	6	22,500	3	11,140	4	13,100
Regional analyst	4	15,110	4	15,110		
Administrative analyst	5	18,310	2	7,390	1	3,200
Training officer	1	3,640	0.5	1,820		
Chief procurement officer	1	3,750				
Budget analyst	2	7,280	1.3	4,732		
Technical assistant	2	7,390	3	11,030	3	10,300
Production supervisor	5	18,560	3.5	13,400	3	9,600
Principal supervisor	1	3,640	1	3,640		
Coordinator	1	3,750	1	3,750		
Procedure analyst	1	3,750	1	3,667		
Classification analyst			1	3,750	1	3,200
Assistant sampling expert	0.5	1,820				
Chief of section	2	7,720	3	11,110	2	6,500
Grade 8. Range \$3,310 to \$3,970:						
	5	18,420	8.8	32,000	8	25,500
Grade 7. Range \$2,950 to \$3,640:						
	72.8	227,499	55.5	172,709	35.1	100,500
Grade 6. Range \$2,650 to \$3,310:						
	93.9	263,321	81.6	234,798	60	153,600
Grade 5. Range \$2,320 to \$2,980:						
	344.8	823,338	200.7	488,148	76	184,476
Grade 4. Range \$2,100 to \$2,496:						
	536.1	1,141,727	369.1	822,102	267	501,210
Grade 3. Range \$1,902 to \$2,298:						
	1,327.6	2,563,987	909.5	1,739,105	521.8	906,250
Grade 2. Range \$1,704 to \$2,100:						
	450	840,311	352.4	664,249	164	268,152
Grade 1. Range \$1,506 to \$1,902:						
	3	5,508	3	5,508	4.5	6,000
Professional service:						
Grade 8. Range \$8,750 to \$9,800:						
Assistant director	2	17,500	1	8,750	1	7,700
Grade 7. Range \$7,175 to \$8,225:						
Chief of division	7	55,474	5.8	44,996	7	49,000
Chief economic analyst	2	14,350	0.8	5,025		
Chief social science analyst			1	7,175		
Statistical assistant to director	1	7,175	1	7,175	1	6,500
Grade 6. Range \$6,230 to \$7,070:						
Assistant division chief	6.5	43,960	5	34,090	5	30,200
Chief analyst	17	107,810	4	26,600	4	23,000
Geographer	1	7,070	1	7,070	1	6,400
Subject chief	6	39,060	5.5	35,840	4	23,800
Section chief	3.5	22,480	5.7	36,190	2	11,200
Principal economist	1	7,070	1	7,070	1	6,400
Executive assistant	1	6,230	0.5	3,115		

By objects	Obligations					
	Estimate, 1947		Estimate, 1946		Actual, 1945	
	Man-years	Total salary	Man-years	Total salary	Man-years	Total salary
<b>PERSONAL SERVICES, DEPARTMENTAL—CON.</b>						
Professional service—Continued						
Grade 6. Range \$6,230 to \$7,070—Con.						
Statistician	4	\$24,920	0.2	\$1,246		
Social science analyst	1	6,230				
Sampling consultant	2	12,460	1	6,230		
City consultant	1	6,230				
County consultant	1	6,230				
Legal consultant	1	6,230	0.3	1,869		
Medical consultant	1	6,230	0.3	1,869		
Grade 5. Range \$5,180 to \$6,020:						
Section chief	8	42,612	10.8	57,677	6	\$30,000
Assistant section chief	5	26,530	5	27,370	5	23,000
Analyst	7.8	40,719	2	10,570	2	9,200
Geographer	1	5,180				
Assistant subject chief	6	32,760	3.9	21,178	3	13,800
County consultant	1	5,390				
Social science analyst	2	10,360	1.3	6,944	1	4,800
Regional analyst	3	15,440	1	5,180	1	4,600
Economic analyst	1	5,180	3	15,714	3	13,800
Chief, lend-lease and export unit	1	5,400	0.7	3,667		
Liaison representative	4	20,720				
Agricultural statistician	5	26,950	3.9	21,420	1	4,800
Sampling consultant	0.5	2,590	1	5,180		
Chief, research unit	1	5,180				
Statistician	4	20,799	2	10,360		
Sampling statistician	1	5,180				
State consultant	2	10,360	0.4	2,072		
Actuary	1	5,180				
Technical staff chief	1	5,180				
Chief analyst	1	5,180				
Chief, research unit	1	5,180				
Chief technical adviser	1	5,180				
Grade 4. Range \$4,300 to \$5,150:						
Statistician	7	30,320	5.3	22,931	4	15,200
Analyst	16.4	70,840	12.1	50,100	7	28,600
Chief analyst	2	8,600	3	12,900	1	4,600
Agricultural statistician	1.5	6,450	1.6	6,880	1	3,800
Social science analyst	6	25,900	5.9	26,470	3	11,400
Actuarial mathematician	1	4,300	1	5,180	1	4,000
Regulations consul.			2	8,710		
Regional analyst	11	47,410	3.9	16,770		
Assistant chief	6	26,240	1.4	6,088	1	4,200
Assistant subject chief	2	8,930	1.5	7,000	1	4,600
Economic analyst	13	58,870	13.8	62,783	3	12,200
Development engineer	1	4,900	1	4,900		
Chief engineer			1	4,300		
Chief of operations	1	4,300				
Statistical editor	1	4,300				
Economist	1.5	6,450				
Liaison representative	4	17,200				
Grade 3. Range \$3,640 to \$4,300:						
Analyst	11.7	42,842	11.5	41,860	5	16,100
Statistician	16.7	61,740	17.5	64,360	9	29,400
Agricultural statistician	5	18,843	3.8	14,640	3	10,500
Legal analyst	1	4,300	1	4,300		
Chief	5	19,740	3	12,350	2	7,200
Actuarial mathematician			1	4,300	1	3,800
Social science analyst	3	11,140	3	11,250	3	10,100
Supervisor	1	3,640	1	3,950	1	3,400
Economist	9.9	36,070	2	7,280	2	6,400
Economic analyst	27.5	104,920	23.1	88,679	13	44,900
Mechanical engineer	1	4,300	1	4,300	1	3,800
Development engineer			2	7,610	2	6,700
Electrical engineer	1	3,860	1	3,860	1	3,400
Regional analyst	1	3,640	0.3	1,092		
Executive	1	3,640				
Assistant chief	1	3,640				
Machine specialist	1	3,860				
Personnel technician	1	3,640				
Grade 2. Range \$2,980 to \$3,640:						
	79.3	249,723	67.8	210,526	42	112,200
Grade 1. Range \$2,320 to \$2,980:						
	71.3	178,810	57	136,532	32	66,300
Subprofessional service:						
Grade 8. Range \$2,980 to \$3,640:						
	4	13,680	2.8	9,554	2	5,400
Grade 7. Range \$2,650 to \$3,310:						
	4	12,360	2.3	7,107	2	5,200
Grade 6. Range \$2,320 to \$2,980:						
	6	14,580	7.5	19,545	3	7,600
Grade 5. Range \$2,100 to \$2,496:						
	4	8,600	6.4	13,730	3.6	6,696
Grade 4. Range \$1,902 to \$2,298:						
	7	15,426	2	3,936	2	3,360
Crafts, protective, and custodial service:						
Grade 6. Range \$2,106 to \$2,562:						
	1	2,562	0.8	2,049		
Grade 5. Range \$1,908 to \$2,364:						
	3	6,168	3	6,168	3	5,220
Grade 4. Range \$1,770 to \$2,166:						
	20.9	36,558	11.8	20,070	20	30,000
Grade 3. Range \$1,572 to \$1,902:						

BUREAU OF THE CENSUS—Continued

Salaries and Expenses, Bureau of the Census—Continued

By objects	Obligations					
	Estimate, 1947		Estimate, 1946		Actual, 1945	
	Man-years	Total salary	Man-years	Total salary	Man-years	Total salary
<b>PERSONAL SERVICES, FIELD—continued</b>						
Clerical, administrative, and fiscal service—Continued						
Grade 5. Range \$2,320 to \$2,980	1	\$2,320	54.3	\$136,057	21	\$48,710
Grade 4. Range \$2,100 to \$2,496	30	63,000	26.7	59,476	18	34,108
Grade 3. Range \$1,902 to \$2,298	59	133,954	20.3	41,566	19.5	32,807
Grade 2. Range \$1,704 to \$2,100			15.7	29,282	14	21,240
Grade 1. Range \$1,506 to \$1,902			1	1,902		
Professional service:						
Grade 5. Range \$5,180 to \$6,020:						
Regional supervisor	6	31,080				
Grade 4. Range \$4,300 to \$5,180:						
Regional supervisor			6	23,600		
Crafts, protective, and custodial service:						
Grade 3. Range \$1,572 to \$1,902	1	1,572				
Unclassified	1,157.6	4,296,607	307.2	980,743	178.1	543,313
Total permanent, field	1,323.6	4,752,749	452.5	1,333,046	273.6	757,378
Overtime pay, field				1,108		40,935
All personal services, field	1,323.6	4,752,749	452.5	1,334,154	273.6	798,313
01 Personal services (net)	4,757.9	12,982,512	2,869.9	7,279,040	1,684.6	4,531,614
<b>OTHER OBLIGATIONS</b>						
02 Travel		868,222		274,117		101,657
03 Transportation of things		43,150		12,498		4,340
04 Communication services		185,290		87,813		47,067
05 Rents and utility services		612,514		345,832		259,230
06 Printing and binding				15,890		
07 Other contractual services		929,915		391,610		357,354
08 Supplies and materials		162,592		80,492		40,672
09 Equipment		155,835		60,708		24,977
Total other obligations		2,957,488		1,268,960		835,297
Grand total obligations		15,940,000		8,548,000		5,366,911
Reimbursements for services performed. Received by transfer from—						
“Contingent expenses, Department of Commerce”						-4,460
“Foreign trade statistics, Bureau of the Census”						-1,200,000
Net total obligations		15,940,000		8,548,000		4,068,874
Excess of obligations over appropriation due to Public Law 106				-735,000		
Estimated savings, unobligated balance						231,126
Total estimate or appropriation		15,940,000		7,813,000		4,300,000
<b>BY PROJECTS OR FUNCTIONS</b>						
1. Office of the Director		\$231,000		\$183,785		\$113,611
2. Budget and finance division		190,000		178,230		158,570
3. Field division		6,035,826		1,434,348		
4. Geography		1,118,079		412,949		73,501
5. Machine tabulation division		1,896,157		1,367,690		989,216
6. Personnel division		200,000		167,021		94,752
7. Publications division		262,856		116,009		108,214
8. Agriculture division		220,000		193,113		495,452
9. Business division		500,000		469,799		132,418
10. Foreign trade division		1,057,150		1,087,401		777,715
11. Governments division		389,422		252,923		206,752
12. Industry division		1,636,260		1,544,803		808,137
13. Population division		1,303,310		413,575		235,593
14. Vital statistics division		900,000		726,294		563,701
15. Special surveys						609,279
Grand total obligations		15,940,000		8,548,000		5,366,911
Adjustments (see objects schedule for detail)				-735,000		-1,066,911
Total estimate or appropriation		15,940,000		7,813,000		4,300,000

Census of Agriculture, Bureau of the Census—

By objects	Obligations					
	Estimate, 1947		Estimate, 1946		Actual, 1945	
	Man-years	Total salary	Man-years	Total salary	Man-years	Total salary
<b>PERSONAL SERVICES, DEPARTMENTAL</b>						
Temporary employment, departmental	375.2	\$785,296	1,546.6	\$2,947,990	567	\$969,048
Overtime pay, departmental				68,857		169,895
All personal services, departmental	375.2	785,296	1,546.6	3,016,847	567	1,138,943

By objects	Obligations					
	Estimate, 1947		Estimate, 1946		Actual, 1945	
	Man-years	Total salary	Man-years	Total salary	Man-years	Total salary
<b>PERSONAL SERVICES, FIELD</b>						
Temporary employment, field						
Overtime pay, field						
All personal services, field						
01 Personal services (net)	375.2	\$785,296	2,245	4,379,955	3,422.2	7,332,316
<b>OTHER OBLIGATIONS</b>						
02 Travel				150		458,537
03 Transportation of things				4		29,200
04 Communication services		6		252		94,639
05 Rents and utility services		91,389		314,094		67,607
06 Printing and binding		97,548		66,584		129,089
07 Other contractual services		90,755		185,056		209,651
08 Supplies and materials		3,525		11,900		33,342
09 Equipment				26,128		22,702
Total other obligations		283,223		604,168		1,044,767
Grand total obligations		1,068,519		4,984,123		8,377,083
Prior year balance available in 1945						-395,725
1945 balance available in 1946				-6,052,642		+6,052,642
1946 balance available in 1947		-1,068,519		+1,068,519		
Total estimate or appropriation						14,034,000
<b>BY PROJECTS OR FUNCTIONS</b>						
1. Agriculture		\$439,394		\$3,001,321		\$7,547,582
2. Office of the Director		7,082		22,119		52,706
3. Budget and finance				151,961		221,398
4. Geography division				7,613		83,896
5. Publications division		120,465		190,077		40,143
6. Machine tabulation division		478,459		1,480,815		245,798
7. Personnel division		15,506		53,934		44,986
Grand total obligations		1,068,519		4,984,123		8,377,083
Adjustments (see objects schedule for detail)		-1,068,519		-4,984,123		+5,656,917
Total estimate or appropriation						14,034,000

Emergency Fund for the President, National Defense (Allotment to Commerce, Census)—

By objects	Obligations					
	Estimate, 1947		Estimate, 1946		Actual, 1945	
	Man-years	Total salary	Man-years	Total salary	Man-years	Total salary
<b>PERSONAL SERVICES, DEPARTMENTAL</b>						
Temporary employment, departmental						\$591,981
<b>PERSONAL SERVICES, FIELD</b>						
Temporary employment, field						32,162
01 Personal services (net)						624,143
<b>OTHER OBLIGATIONS</b>						
02 Travel						11,288
03 Transportation of things						2,316
04 Communication services						1,177
05 Rents and utility services						15,849
06 Printing and binding						61,309
07 Other contractual services						184,294
08 Supplies and materials						33,405
09 Equipment						326,147
Total other obligations						635,786
Grand total obligations						1,259,929
Received by transfer from "Emergency fund for the President, national defense"						-1,489,608
Estimated savings, unobligated balance						229,679
Total estimate or appropriation						

Working Fund, Commerce, Bureau of the Census—

By objects	Obligations					
	Estimate, 1947		Estimate, 1946		Actual, 1945	
	Man-years	Total salary	Man-years	Total salary	Man-years	Total salary
<b>PERSONAL SERVICES, DEPARTMENTAL</b>						
Temporary employment, departmental						\$2,206,846
<b>PERSONAL SERVICES, FIELD</b>						
Temporary employment, field						360,808
01 Personal services (net)						1,173,167

By objects	Obligations		
	Estimate, 1947	Estimate, 1946	Actual, 1945
<b>OTHER OBLIGATIONS</b>			
02 Travel.....		\$48,253	\$167,248
03 Transportation of things.....		46	95
04 Communication services.....		11,235	24,607
05 Rents and utility services.....		78,140	170,932
06 Printing and binding.....		33,542	71,561
07 Other contractual services.....		2,101	4,598
08 Supplies and materials.....		6,633	13,237
09 Equipment.....		1,866	4,099
Total other obligations.....		181,216	396,377
Grand total obligations.....		1,354,383	2,964,031
Advanced from—			
War Production Board.....		-342,049	-1,274,133
War Department.....		-188,957	-286,514
Office of Price Administration.....		-176,397	-399,182
Navy Department.....		-19,515	-14,790
Department of Agriculture.....		-102,329	-27,646
National Housing Administration.....		-79,657	-313,664
Office of Inter-American Affairs.....			-19,577
Department of Commerce (Foreign and Domestic Commerce).....		-50,995	-16,190
Treasury Department.....		-15,360	-94,297
Office of Strategic Services.....		-5,920	-23,656
Social Security Board.....		-556	-4,756
Federal Communications Commission.....		-116,606	-44,404
Foreign Economic Administration.....		-182,057	-22,743
War Shipping Administration.....			-21,741
Smaller War Plants Corporation.....			-9,460
Defense Plant Corporation.....			-8,000
War Foods Administration.....		-26,815	-25,772
War Relocation Authority.....		-1,913	-7,480
Board of Economic Warfare.....		-16,226	-337,107
Interstate Commerce Commission.....			-3,524
Office for Emergency Management.....		-25,097	-8,973
War Manpower Commission.....		-2,768	
Department of Labor.....		-1,166	-422
Total estimate or appropriation.....			

Total, Bureau of the Census, annual appropriations, general account:  
 Estimate 1947, \$33,500,000      Appropriated 1946, \$7,958,000

Trust account:  
**Special Statistical Work, Census, Trust Fund—**  
 For expenditures from payments made by individuals, corporations, etc., for special statistical studies. (49 Stat. 293.)  
 Estimate 1947, \$186,600      Appropriated 1946, \$154,000  
    Revised 1946, \$134,000

By objects	Obligations		
	Estimate, 1947	Estimate, 1946	Actual, 1945
01 Personal services (net).....	\$182,600	\$162,900	\$157,410
<b>OTHER OBLIGATIONS</b>			
02 Travel.....	500	500	692
04 Communication services.....	1,000	1,000	1,196
05 Rents and utility services.....	400	400	477
06 Printing and binding.....	1,000	1,000	1,296
08 Supplies and materials.....	100	100	36
09 Equipment.....	1,000	1,000	965
13 Refunds, awards, and indemnities.....			4,718
Total other obligations.....	4,000	4,000	9,290
Grand total obligations.....	186,600	166,900	166,700
Prior year funds available in 1945.....			-19,600
1945 funds available in 1946.....		-32,900	+32,900
Total estimate or appropriation.....	186,600	134,000	180,000

Statement of proposed expenditures for purchase, maintenance, repair, and operation of passenger-carrying vehicles for the fiscal year ending June 30, 1947

BUREAU OF THE CENSUS

Appropriation	Vehicles (motor unless otherwise indicated) to be purchased		Old vehicles to be exchanged		Net cost of vehicles to be purchased	Old vehicles still to be used	Total maintenance, repair, and operation, all vehicles	Public purpose and users
	Number	Gross cost	Number	Allowance (estimated)				
Salaries and expenses, Bureau of the Census.						5	\$2,500	3 station wagons used in connection with the operation of a scheduled shuttle service between the Bureau of the Census at Suitland, Md., and the Department of Commerce in Washington; 1 station wagon used to supplement the regular schedule service and also to provide transportation from Suitland to various Government agencies in Washington; 1 sedan used by officials of the Bureau in connection with the attendance at hearings in Washington when the number of passengers do not require the use of station wagon.

OFFICE OF ADMINISTRATOR OF CIVIL AERONAUTICS

General Administration, Office of Administrator of Civil Aeronautics—

General administration, Office of the Administrator: For necessary expenses of the Office of Administrator of Civil Aeronautics in carrying out the provisions of the Civil Aeronautics Act of 1938, as amended (49 U. S. C. 401), including personal services in the District of Columbia and elsewhere; contract stenographic reporting services; not to exceed \$14,000 for expenses of attendance at meetings of organizations concerned with aeronautics, when specifically authorized by the Administrator; newspapers (not exceeding \$200); not to exceed \$5,000 [in fiscal year 1946] for entertainment of officials in the field of aviation of other countries when specifically authorized and approved by the Administrator; fees and mileage of expert and other witnesses; expenses of examination of estimates of appropriations in the field; purchase (not to exceed eight), hire, maintenance, repair and operation of passenger-carrying automobiles; \$2,878,000 \$4,174,000 of which \$53,000 may be transferred to the appropriation "Printing and binding, Department of Commerce." (Act of May 21, 1945, Public Law 61; Act of July 5, 1945, Public Law 132.)

Estimate 1947, \$4,174,000      Appropriated 1946, \$3,028,000

• Includes \$150,000 appropriated in the Second Deficiency Appropriation Act, 1945.

By objects	Obligations					
	Estimate, 1947		Estimate, 1946		Actual, 1945	
	Man-years	Total salary	Man-years	Total salary	Man-years	Total salary
<b>PERSONAL SERVICES, DEPARTMENTAL</b>						
Clerical, administrative, and fiscal service: Grade 16. In excess of \$9,800:						
Administrator.....	1	\$10,000	1	\$10,000	1	\$10,028
Grade 15. Range \$8,750 to \$9,800:						
Assistant administrator, information.....	1	8,750				
Assistant administrator, management.....	1	8,750				
Grade 14. Range \$7,175 to \$8,225:						
Consultant.....					1	7,014
Chief, foreign operations.....	1	7,175	1	7,175	0.2	1,030
Chief, international activities.....	1	7,175	1	7,175		
Executive assistant.....	0.9	6,475				
Director, aviation information.....			1	7,175	1	6,500
Executive officer.....			1	8,225	1	7,500
Grade 13. Range \$6,230 to \$7,070:						
Secretary to advisory committee.....	1	7,070	1	7,070	0.1	463
Executive assistant.....	1	6,430	1	6,230	0.2	871
State relations assistant.....	1	6,440	1	6,440	0.1	700
Liaison officer.....	2	12,860	1	6,230	0.1	467
Property officer.....	1	7,070	1	7,070		
Chief, classification.....	1	6,230				
Chief, management and operations.....	1	6,230				
Contract and service officer.....	1	6,230	1	6,230	1	5,560
Facility security officer.....					0.9	4,900
Grade 12. Range \$5,180 to \$6,020:						
Chief, current information division.....	1	5,180	1	5,180	0.5	2,336

OFFICE OF ADMINISTRATOR OF CIVIL AERONAUTICS—  
Continued

General Administration, Office of Administrator of Civil Aeronautics—Continued

By objects	Obligations					
	Estimate, 1947		Estimate, 1946		Actual, 1945	
	Man-years	Total salary	Man-years	Total salary	Man-years	Total salary
<b>PERSONAL SERVICES, DEPARTMENTAL—CON.</b>						
Clerical, administrative, and fiscal service—Continued						
Grade 12. Range \$5,180 to \$6,420—Con.	1	\$5,180	1	\$5,180	0.5	\$2,336
Chief, flight service division	1	5,180	1	6,180	0.5	2,336
Editorial writer	1	5,180	1	5,180	0.5	2,336
Chief, publications division	1	5,180	1	6,020	0.9	4,187
Assistant executive officer	1	5,180	1	5,180	1	4,652
Assistant budget officer	1	5,180				
Industrial analyst	1	6,020	1	6,020	0.6	2,791
Management planning officer	1	5,180				
Management analyst	3	15,540				
Chief, division	1	5,180	1	5,180	1	4,599
Chief, examinations and audits	1	5,290	1	5,180	1	4,599
Chief accountant	1	6,020	1	6,020	1	5,400
Personnel officer	1	6,020	1	6,020	0.9	4,316
Chief, section	1	6,020	1	5,180	0.6	2,887
Airport management consultant						
Coordinator, pre-flight standards					0.1	915
Chairman, interdepartmental air traffic control board						
Grade 11. Range \$4,300 to \$5,180:	2	9,040				
Industrial analyst					0.3	2,424
Manpower officer	1	5,180	1	5,180	0.7	3,447
Research assistant	2	8,600	2	8,100	0.8	2,995
Information specialist	1	4,300	1	4,300	0.8	2,955
Chief, visual information section	1	4,300	1	4,300	0.7	2,550
Chief, editorial review section	2	8,600	3	12,900		
Assistant property officer	3	12,900	3	13,120	2.6	10,160
Service budget officer	4	18,600	3	13,120	3.1	11,599
Management analyst	1	4,410	1	4,300	1	3,811
Classification analyst	1	4,630	1	4,520	1	4,066
Examiner	1	4,300				
Assistant chief accountant	1	4,300	1	4,300		
Principal accountant	1	4,300				
Safety engineer	1	4,300				
Employee relations officer	1	4,300				
Assistant personnel officer	0.9	3,573			0.1	292
Grade 10. Range \$3,970 to \$4,630:	1	3,970	1	3,970	0.8	2,689
Basic instrument instructor	1	4,080	1	4,080	1	3,600
Assistant chief, flight service	1	4,740	1	4,630	1	3,944
Assistant chief, budget staff						
Assistant chief, section	2	7,500				
Grade 9. Range \$3,640 to \$4,300:	3	11,520	3	10,920	3.8	12,422
Analyst	1	3,750	1	3,750	1	3,269
Administrative assistant	1	3,640	1	3,640	1	3,209
Information specialist	1	3,750	1	3,750	1	3,207
Visual information assistant	3	14,208	3	10,920	3	9,604
Flight information assistant	3	10,920	3	10,920	1.1	3,608
Chief, tabulating unit	2	7,390				
Budget analyst	2.7	9,828	1	3,750	1	3,255
Management analyst	5	18,200	5	18,750	5.4	17,562
Classification analyst	1	3,750	1	3,640	1	3,200
Examiner	1	3,640				
Chief, section	4	15,120	4	13,680	2.7	8,198
Placement officer	28.2	83,776	24	73,436	28.9	79,009
Chief, field operations	18	51,990	18	50,120	15.1	36,788
Photographer	38	91,960	36	85,417	33	67,854
Grade 8. Range \$3,310 to \$3,970:	107.8	236,375	89.5	196,770	95.2	174,443
Grade 7. Range \$2,950 to \$3,640:	99.1	193,489	77.3	153,986	103.3	172,458
Grade 6. Range \$2,650 to \$3,310:	27	48,708	32	56,112	35.7	52,485
Grade 5. Range \$2,320 to \$2,980:	2	3,144	2	3,012	2	2,519
Grade 4. Range \$2,100 to \$2,496:						
Grade 3. Range \$1,902 to \$2,298:						
Grade 2. Range \$1,704 to \$2,100:						
Grade 1. Range \$1,506 to \$1,902:						
Crafts, protective, and custodial service:						
Grade 10. Range \$2,980 to \$3,640:						
Grade 7. Range \$2,364 to \$2,870:						
Grade 4. Range \$1,770 to \$2,166:						
Grade 3. Range \$1,572 to \$1,902:						
Grade 2. Range \$1,440 to \$1,770:						
Total permanent, field	559.6	1,508,344	442	1,050,738	558.4	1,109,943
Overtime pay, field		36,402		23,000		235,895
Additional pay for foreign service, field				24,621		44,610
All personal services, field	559.6	1,544,746	442	1,098,359	558.4	1,390,448
01 Personal services (net)	1,076	3,084,073	881.7	2,398,549	1,001.8	2,620,534
<b>OTHER OBLIGATIONS</b>						
02 Travel		139,621		82,185		80,956
03 Transportation of things		28,074		20,100		16,041
04 Communication services		147,750		180,240		108,976
05 Rents and utility services		302,346		308,409		239,858
06 Printing and binding						1,800
07 Other contractual services		184,142		204,046		220,050
08 Supplies and materials		218,445		258,600		198,571
09 Equipment		69,549		7,400		21,948
Total other obligations		1,089,927		1,060,980		888,300
Grand total obligations		4,174,000		3,459,529		3,508,834

By objects	Obligations						
	Estimate, 1947		Estimate, 1946		Actual, 1945		
	Man-years	Total salary	Man-years	Total salary	Man-years	Total salary	
<b>PERSONAL SERVICES, DEPARTMENTAL—CON.</b>							
Professional service—Continued							
Grade 4. Range \$1,300 to \$5,180:							
Educationist	4	\$17,200	4	\$17,200	2.4	\$9,107	
Statistical consultant					0.3	1,233	
Attorney	5	21,500	5	21,500	5.1	19,569	
Statistical	1	4,300	1	4,300	0.8	3,325	
Safety engineer					0.5	1,742	
Architect			1	4,300	1	3,800	
Grade 3. Range \$3,640 to \$4,300:							
Transportation economist						0.7	2,418
Chief, library	1	3,640	1	3,640			
Attorney	5	18,200	3	10,920	2.9	9,307	
Statistical analyst	1	3,640	2	7,390	1.4	4,474	
Grade 2. Range \$2,980 to \$3,640:	2	6,070	3	8,940	3.2	8,483	
Grade 1. Range \$2,320 to \$2,980:	5	12,810	6	12,810	3.4	7,465	
Subprofessional service:							
Grade 8. Range \$2,980 to \$3,640:	2	5,960	2	5,960	1	3,099	
Grade 7. Range \$2,650 to \$3,310:	5.5	14,575	5.5	14,575	4.5	10,382	
Grade 6. Range \$2,320 to \$2,980:	3	6,960	3	6,960	2.9	5,716	
Grade 5. Range \$2,100 to \$2,496:	4	8,400	4	8,400	4.5	8,040	
Grade 3. Range \$1,704 to \$2,100:	1	1,704	1	1,704			
Crafts, protective, and custodial service:							
Grade 6. Range \$2,166 to \$2,540:	1	2,298	1	2,232	1	1,875	
Grade 4. Range \$1,770 to \$2,166:	3	5,508	3	5,310	0.2	255	
Grade 3. Range \$1,572 to \$1,902:	8	12,576	8	12,576	11.5	15,510	
Grade 2. Range \$1,440 to \$1,770:	12.9	18,576	10	14,532	10.8	13,245	
Total permanent, departmental	511.4	1,524,327	434.7	1,259,990	511.4	1,014,409	
Temporary employment, departmental	5	15,000	5	20,200	5.8	17,702	
Overtime pay, departmental				20,000		197,975	
All personal services, departmental	516.4	1,539,327	439.7	1,300,190	443.4	1,230,086	
<b>PERSONAL SERVICES, FIELD</b>							
Clerical, administrative, and fiscal service:							
Grade 15. Range \$8,750 to \$9,800:	9	78,750					
Regional administrator			9	64,575	8.7	66,744	
Grade 14. Range \$7,175 to \$8,225:							
Regional administrator	7.5	53,812					
Assistant regional administrator	6.3	39,249					
Aviation information assistant	6.2	38,626					
Assistant regional administrator						0.3	1,680
Grade 12. Range \$5,180 to \$6,020:	1	5,180	1	5,180	1	4,650	
Executive officer	7.8	40,404					
Regional property officer							
Grade 11. Range \$4,300 to \$5,180:	8	34,400	8	34,400	7.1	26,842	
Executive officer	7	30,100	7	30,100			
Budget officer	6.2	26,660					
Management analyst							
Grade 10. Range \$3,970 to \$4,630:	1	4,080	1	3,970	1	3,500	
Chief, contract service division							
Grade 9. Range \$3,640 to \$4,300:							
Budget officer	8	31,000	8	29,120	6.8	22,008	
Chief, accounts division	8	31,000	8	29,120	7.8	25,930	
Chief, personnel division	7	27,250	7	25,450	8.3	25,814	
Chief, contract and service division	0.8	2,912			7.4	24,242	
Management analyst							
Grade 8. Range \$3,310 to \$3,970:	49.7	156,156	40	119,200	40	142,556	
Grade 7. Range \$2,980 to \$3,640:	14	38,500	14	37,100	12.3	29,301	
Grade 6. Range \$2,650 to \$3,310:	69.8	168,916	59.8	138,736	68.9	142,556	
Grade 5. Range \$2,320 to \$2,980:	132	291,852	85	178,500	111.6	218,681	
Grade 4. Range \$2,100 to \$2,496:	146.7	293,693	133.6	254,106	150.8	240,265	
Grade 3. Range \$1,902 to \$2,298:	44.6	80,458	44.6	75,999	94.8	142,762	
Grade 2. Range \$1,704 to \$2,100:	3	4,782	3	4,618	9	11,471	
Grade 1. Range \$1,506 to \$1,902:							
Crafts, protective, and custodial service:							
Grade 10. Range \$2,980 to \$3,640:							
Grade 7. Range \$2,364 to \$2,870:							
Grade 4. Range \$1,770 to \$2,166:							
Grade 3. Range \$1,572 to \$1,902:							
Grade 2. Range \$1,440 to \$1,770:							
Total permanent, field	559.6	1,508,344	442	1,050,738	558.4	1,109,943	
Overtime pay, field		36,402		23,000		235,895	
Additional pay for foreign service, field				24,621		44,610	
All personal services, field	559.6	1,544,746	442	1,098,359	558.4	1,390,448	
01 Personal services (net)	1,076	3,084,073	881.7	2,398,549	1,001.8	2,620,534	
<b>OTHER OBLIGATIONS</b>							
02 Travel		139,621		82,185		80,956	
03 Transportation of things		28,074		20,100		16,041	
04 Communication services		147,750		180,240		108,976	
05 Rents and utility services		302,346		308,409		239,858	
06 Printing and binding						1,800	
07 Other contractual services		184,142		204,046		220,050	
08 Supplies and materials		218,445		258,600		198,571	
09 Equipment		69,549		7,400		21,948	
Total other obligations		1,089,927		1,060,980		888,300	
Grand total obligations		4,174,000		3,459,529		3,508,834	



By objects	Obligations		
	Estimate, 1947	Estimate, 1946	Actual, 1945
Reimbursements for services performed— Transferred to "Maintenance and operation of aircraft, Office of Administrator of Civil Aeronautics"			-\$1,191,522
Received by transfer from "Development of landing areas for national defense, Office of Administrator of Civil Aeronautics"			+613,609
Net total obligations.....	\$4,174,000	3,376,529	2,744,181
Excess of obligations over appropriation due to Public Law 106.....		-348,529	
Estimated savings, unobligated balance.....			32,537
<b>Total estimate or appropriation.....</b>	<b>4,174,000</b>	<b>3,028,000</b>	<b>2,776,718</b>
<b>BY PROJECTS OR FUNCTIONS</b>			
1. Office of the Administrator.....	\$534,124	\$379,756	\$425,530
2. Foreign operations.....	274,899	70,998	9,103
3. Aviation education training.....	177,821	126,519	112,643
4. Aeronautical legal.....	148,603	115,887	92,153
5. Aviation information.....	425,007	373,792	345,579
6. Business management.....	2,613,546	2,392,577	2,523,826
Grand total obligations.....	4,174,000	3,459,529	3,508,534
Adjustments (see objects schedule for detail).....		-431,529	-732,116
<b>Total estimate or appropriation.....</b>	<b>4,174,000</b>	<b>3,028,000</b>	<b>2,776,718</b>

**Establishment of Air Navigation Facilities, Office of Administrator of Civil Aeronautics—**

Establishment of air-navigation facilities: For the acquisition and establishment by contract or purchase and hire of air-navigation facilities, including the equipment of additional civil airways for day and night flying; the construction of additional necessary lighting, radio, and other signaling and communicating structures and apparatus; the alteration and modernization of existing air-navigation facilities; the acquisition of the necessary sites by lease or grant; personal services in the District of Columbia and elsewhere; and hire, maintenance, repair, and operation of passenger-carrying automobiles, [\$12,577,000] \$18,680,000, and the War and Navy Departments are authorized, during the fiscal year 1947, to transfer without charge, subject to the approval of the Director of the Bureau of the Budget, air navigation and communication facilities, including appurtenances thereto, to the Administrator of Civil Aeronautics: Provided, That the consolidated appropriation under this head for the fiscal year [1945] 1946 is hereby continued available [without warrant action] until June 30, [1946, and is hereby merged with this appropriation, the total amount to be disbursed and accounted for as one fund: Provided further, That not to exceed \$2,750,000 of this amount shall be available for the establishment of landing areas] 1947. (49 U. S. C. 401-682; Act of May 21, 1945, Public Law 61; Act of July 5, 1945, Public Law 132; Act of Dec. 28, 1945, Public Law 269.)

Estimate 1947, \$18,680,000 Appropriated 1946, \$12,786,000

\* Includes \$27,000 appropriated in the Second Deficiency Appropriation Act, 1945, and \$182,000 appropriated in the First Deficiency Appropriation Act, 1946.

By objects	Obligations					
	Estimate, 1947		Estimate, 1946		Actual, 1945	
<b>PERSONAL SERVICES, DEPARTMENTAL</b>						
Clerical, administrative, and fiscal service:	Man-years	Total salary	Man-years	Total salary	Man-years	Total salary
Grade 13. Range \$6,230 to \$7,070:						
Technical assistant to director.....					1	\$6,000
Grade 5. Range \$2,320 to \$2,980.....	1	\$2,320	1	\$2,320	1	2,300
Grade 4. Range \$2,100 to \$2,496.....	2	4,200	2	4,200	2.1	3,780
Grade 3. Range \$1,902 to \$2,298.....	4	7,608	4	7,608	4.1	6,702
Grade 2. Range \$1,704 to \$2,100.....	4	6,816	4	6,816	1	1,440
Professional service:						
Grade 6. Range \$6,230 to \$7,070:					0.5	2,800
Superintendent of airways.....						
Civil engineer.....	1	6,230				
Airways engineer.....	1	6,230				
Grade 5. Range \$5,180 to \$6,020:						
Airways engineer.....	2	10,360	2	10,360	0.5	2,500
Alaska liaison officer.....			1	5,180	1.5	6,900
Assistant chief of section.....					1	4,600
Civil engineer.....	2	10,360				
Grade 4. Range \$4,300 to \$5,180:						
Airways engineer.....	2	8,600	1	4,300	1.2	4,500
Civil engineer.....	2	8,600	1	4,300	0.5	1,900
Radio engineer.....	2	8,600				
Grade 3. Range \$3,640 to \$4,300:						
Airmarking specialist.....	1	3,640	1	3,640	1	3,500
Radio engineer.....	10	36,400	3	10,920	3	9,700
Technical specialist, visual aids.....					0.3	960
Airways engineer.....	1	3,640			0.1	320

By objects	Obligations					
	Estimate, 1947		Estimate, 1946		Actual, 1945	
<b>PERSONAL SERVICES, DEPARTMENTAL—CON.</b>						
Professional service—Continued	Man-years	Total salary	Man-years	Total salary	Man-years	Total salary
Grade 3. Range \$3,640 to \$4,300—Con.						
Structural engineer.....	1	\$3,640				
Electrical engineer.....	2	7,280				
Architect.....	1	3,640				
Civil engineer.....	4	14,560				
Grade 2. Range \$2,980 to \$3,640.....	4	11,920	2	\$5,960	1.2	\$3,260
Grade 1. Range \$2,320 to \$2,980.....	1	2,320			1.5	3,150
Subprofessional service:						
Grade 8. Range \$2,980 to \$3,640.....	2	5,960	1	2,980	0.9	2,340
Grade 7. Range \$2,650 to \$3,310.....	2	5,300	1	2,650	0.9	2,160
Grade 6. Range \$2,320 to \$2,980.....	2	4,640	1	2,320	1	2,100
Grade 5. Range \$2,100 to \$2,496.....	3	6,300	2	4,200	1.7	3,672
Grade 4. Range \$1,902 to \$2,298.....	2	3,804	1	1,902	0.9	1,566
Grade 3. Range \$1,704 to \$2,100.....	2	3,408	1	1,704	1.5	2,340
Crafts, protective, and custodial service:						
Grade 3. Range \$1,572 to \$1,902.....	1	1,572	1	1,572	1	1,380
Total permanent, departmental.....	62	197,948	30	\$2,932	29.4	79,930
Overtime pay, departmental.....				2,737		15,050
All personal services, departmental.....	62	197,948	30	\$5,669	29.4	94,980
<b>PERSONAL SERVICES, FIELD</b>						
Clerical, administrative, and fiscal service:						
Grade 9. Range \$3,640 to \$4,300:						
Chief, unit.....			1	3,640	1	3,200
Administrative assistant.....			1	3,640		
Grade 7. Range \$3,310 to \$3,970.....					0.6	1,800
Grade 7. Range \$2,980 to \$3,640.....			2	5,960	1.9	4,940
Grade 6. Range \$2,650 to \$3,310.....	9	23,850	4	10,600	3.4	7,820
Grade 5. Range \$2,320 to \$2,980.....	18	41,760	12	27,840	11.7	23,400
Grade 4. Range \$2,100 to \$2,496.....	18	37,800	5	10,500	4.2	7,560
Grade 3. Range \$1,902 to \$2,298.....	27	51,354	28	53,766	28.8	46,650
Grade 2. Range \$1,704 to \$2,100.....	18	30,672	17	28,968	15.3	22,000
Professional service:						
Grade 5. Range \$5,180 to \$6,020:						
Airways inspector, flight.....	1	5,180	1	5,180	0.5	2,300
Airways engineer.....	3	15,540				
Civil engineer.....	4	20,720				
Grade 4. Range \$4,300 to \$5,180:						
Airways engineer.....	7	30,100	3	12,900	4.2	16,360
Airways inspector (flight).....	4	17,200	2	8,600	2.1	8,180
Chief of branch.....					2	7,700
Radio engineer.....	14	60,200	5	21,500	2	7,700
Civil engineer.....	7	30,100				
Grade 3. Range \$3,640 to \$4,300:						
Airways engineer.....	9	32,760	11	40,040	22.7	74,600
Civil engineer.....	9	32,760	7	25,480	5.2	17,140
Radio engineer.....	18	65,520	16	58,240	4.1	14,000
Inspector, shops.....					0.3	960
Grade 2. Range \$2,980 to \$3,640.....	72	214,560	45	134,100	40.6	108,560
Grade 1. Range \$2,320 to \$2,980.....	27	62,640	5	11,600	9.9	20,800
Subprofessional service:						
Grade 7. Range \$2,980 to \$3,640.....	9	23,850	6	15,900	5.5	13,200
Grade 6. Range \$2,650 to \$3,310.....	11	25,520	11	25,520	12.5	25,720
Grade 5. Range \$2,100 to \$2,496.....	18	37,800	10	21,000	10.1	18,780
Grade 4. Range \$1,902 to \$2,298.....	5	9,510	1	1,902	0.7	1,320
Grade 3. Range \$1,704 to \$2,100.....	5	8,520				
Crafts, protective, and custodial service:						
Grade 10. Range \$2,980 to \$3,640.....	9	26,820	4	11,920	6	15,600
Grade 9. Range \$2,650 to \$3,310.....	9	23,550	19	50,350	15.8	37,340
Grade 8. Range \$2,320 to \$2,980.....	9	20,880	11	27,940	12.5	28,500
Grade 7. Range \$2,100 to \$2,496.....	9	19,494	1	2,364	1.5	3,060
Grade 6. Range \$1,902 to \$2,298.....	9	17,112	9	19,494	8.6	16,240
Grade 4. Range \$1,704 to \$2,100.....					1	1,620
Grade 3. Range \$1,572 to \$1,902.....					1.5	1,980
Total permanent, field.....	358	986,672	237	638,934	237.2	562,430
Temporary employment, field.....	233	582,500				
Overtime pay, field.....				24,636		132,597
Additional pay for foreign service, field.....		57,000		88,200		69,225
All personal services, field.....	591	1,626,172	237	751,770	237.2	764,252
01 Personal services (net).....	653	1,824,120	267	837,439	266.6	839,232
<b>OTHER OBLIGATIONS</b>						
09 Equipment.....		10,236,989		8,419,946		463,525
10 Lands and structures.....		7,118,900		9,023,828		2,433,508
Total other obligations.....		17,355,889		17,443,828		2,897,033
Grand total obligations.....		19,180,000		18,281,267		3,756,265
Reappropriation of prior year balance for 1945.....						-5,683,672
Reappropriation of 1945 balance for 1946.....				-5,995,267		+5,995,267
Reappropriation of 1946 balance for 1947.....				+500,000		
Total estimate or appropriation.....		18,680,000		12,786,000		4,067,860

**Maintenance of Air-Navigation Facilities, Office of Administrator of Civil Aeronautics—**

Maintenance and operation of air-navigation facilities: For necessary expenses of operation and maintenance of air-navigation facilities and air-traffic control, including personal services in the District of Columbia and elsewhere; purchase (not to exceed [fifteen] thirty-four), hire, maintenance, repair, and operation of passenger-carrying automobiles; and not to exceed 3 cents per



OFFICE OF ADMINISTRATOR OF CIVIL AERONAUTICS—  
Continued

Maintenance of Air-Navigation Facilities, Office of Administrator  
of Civil Aeronautics—Continued

mile for travel, in privately owned automobiles within the limits of their official posts of duty, of employees engaged in the maintenance and operation of remotely controlled air-navigation facilities [ : \$24,000,000. There may be credited to the appropriation "Maintenance and operation of air-navigation facilities" sums received from States, counties, municipalities, and other public authorities for expenses incurred during the existence of the present war and for six months thereafter in the maintenance and operation of airport traffic control towers], \$35,886,000. (49 U. S. C. 401-682; Act of May 21, 1945, Public Law 61; Act of July 5, 1945, Public Law 132.)

Estimate 1947. \$35,886,000      Appropriated 1946, \*\$25,040,000

\* Includes \$1,040,000 appropriated in the Second Deficiency Appropriation Act, 1945.

By objects	Obligations		
	Estimate, 1947	Estimate, 1946	Actual, 1945
<b>PERSONAL SERVICES, DEPARTMENTAL</b>			
Clerical, administrative, and fiscal service:			
Grade 14. Range \$7,175 to \$8,225:			
Chief of division.....	2 \$14,613	2 \$14,350	2 \$12,999
Grade 13. Range \$6,230 to \$7,070:			
Assistant chief of division.....	2 12,670	2 12,460	2 7 15,276
Chief of section.....	4.5 28,455	3.5 21,805	4 22,399
Technical assistant to director.....	1 6,335	1 6,230	0.5 2,909
Grade 12. Range \$5,180 to \$6,020:			
Assistant chief of division.....	2 10,570	2 10,360	2 9,288
Assistant chief of section.....	4.5 23,730	4.5 23,310	4 18,399
Air traffic control inspector.....	5.1 29,971	2.5 12,950	3 13,698
Special assistant to chief of division.....	1 5,285	1 5,180	0.5 2,210
Grade 11. Range \$4,300 to \$5,180:			
Special assistant to director.....	1 4,410	1 4,300	0.8 3,399
Assistant chief of division.....	1 4,300		
Communications inspector.....	5 22,500	5 21,500	8.9 33,905
Air traffic control inspector.....	1 3,365	1 3,310	0.1 644
Grade 8. Range \$3,310 to \$3,970:			
Grade 7. Range \$2,980 to \$3,640:	2.9 8,642	0.9 2,682	1 2,649
Grade 6. Range \$2,650 to \$3,310:	2 5,410	2 5,300	2 4,674
Grade 5. Range \$2,320 to \$2,980:	10 23,750	10 23,200	7.9 15,926
Grade 4. Range \$2,100 to \$2,496:	23 49,703	22.5 47,250	21.5 39,003
Grade 3. Range \$1,902 to \$2,298:	41.1 79,250	39.6 75,120	29.5 48,428
Grade 2. Range \$1,704 to \$2,100:	3.1 5,415	3.1 5,282	0.6 1,052
Professional service:			
Grade 8. Range \$8,750 to \$9,800:			
Director.....	1 8,882	1 8,750	1 8,250
Grade 7. Range \$7,175 to \$8,225:			
Assistant director.....	1 7,307	1 7,175	1 6,750
Chief of division.....	2 14,613	2 14,350	1.8 12,161
Grade 6. Range \$6,230 to \$7,070:			
Airways inspector (flight).....	1 6,335	1 6,230	1 5,709
Assistant chief of division.....	2 12,670	2 12,460	1 5,600
Airways engineer.....	1 6,335	1 6,230	2 11,699
Chief of section.....	6 38,010	6 37,380	5.9 34,288
Chief of training.....	0.6 4,651		
Grade 5. Range \$5,180 to \$6,020:			
Chief of unit.....	1 5,285	1 5,180	0.8 3,972
Assistant chief of section.....	4 21,140	4 20,720	2.9 13,696
Radio engineer.....	2.7 14,196	2.7 13,986	3.9 18,163
Airways inspector.....	1 5,285	1 5,180	1 4,599
Radio communication coordinator.....	1 5,285	1 5,180	1 4,599
Technical specialist.....	1 5,285	1 5,180	0.8 3,956
Grade 4. Range \$4,300 to \$5,180:			
Radio engineer.....	3 13,230	3 12,900	2.3 8,938
Airways engineer.....	10.3 44,708	10 3 43,608	8.1 31,757
Civil engineer.....	0.8 3,477	0.8 3,440	0.8 3,008
Chief of unit.....			2.4 9,938
Grade 3. Range \$3,640 to \$4,300:			
Civil engineer.....	2.8 10,302	2.8 10,192	3.4 11,086
Airways engineer.....	16.5 60,830	14.5 52,780	12.8 42,176
Mechanical engineer.....	1 3,695	1 3,640	0.8 2,550
Electrical engineer.....	1 3,695	1 3,640	1 3,275
Structural engineer.....	1 3,695	1 3,640	1 3,375
Architect.....	1 3,695	1 3,640	1 3,300
Grade 2. Range \$2,980 to \$3,640:	9.8 30,204	9.8 29,204	6.8 18,222
Grade 1. Range \$2,320 to \$2,980:	4.6 10,892	4 6 10,672	1 2,100
Subprofessional service:			
Grade 8. Range \$2,980 to \$3,640.....	2 6,180	2 5,960	3 8,426
Grade 7. Range \$2,650 to \$3,310.....	1 2,760	1 2,650	1 2,400
Grade 6. Range \$2,320 to \$2,980.....	1 2,430	1 2,320	0.9 2,077
Grade 5. Range \$2,100 to \$2,496.....	2.5 5,316	2.5 5,250	1.3 2,452
Total permanent, departmental.....	195.8 698,312	184.6 636,126	162.9 536,075
Overtime pay, departmental.....		22,217	87,074
All personal services, departmental.....	195.8 698,312	184.6 658,343	162.9 623,149
<b>PERSONAL SERVICES, FIELD</b>			
Clerical, administrative, and fiscal service:			
Grade 12. Range \$5,180 to \$6,020:			
Chief of branch.....	17 89,740	16 82,880	16.2 76,258
Grade 11. Range \$4,300 to \$5,180:			
Assistant chief of branch.....	17 74,970	17 73,100	15.9 61,603
Chief of branch.....			0.7 2,534

By objects	Obligations		
	Estimate, 1947	Estimate, 1946	Actual, 1945
<b>PERSONAL SERVICES, FIELD—Continued</b>			
Clerical, administrative, and fiscal service—Continued			
Grade 11. Range \$4,300 to \$5,180—Con.			
Chief of unit.....	37 \$163,170	37 \$159,100	31.7 \$122,056
Regional communication liaison officer.....	7 30,760	6 25,800	4.9 18,524
Communications supervisor.....			1.2 5,384
Overseas communicator.....	1 4,300		
Grade 10. Range \$3,970 to \$4,630:			
Airway traffic control inspector.....	7 28,479	7 27,790	6.8 24,412
Airport traffic control inspector.....	22 88,550	22 87,340	21 75,355
Airway traffic controller.....	29 117,825	24.5 97,265	24.4 86,896
Aircraft communicator.....		8 31,760	7.4 25,673
Depot superintendent.....	1 4,080	1 3,970	1 3,525
Communications inspector.....	49 197,280	48 190,560	49.7 175,443
Overseas communicator.....	8 31,760		
Grade 9. Range \$3,640 to \$4,300:			
Airway traffic controller.....	62 228,430	51.2 188,688	50 163,121
Airport traffic controller.....	89 323,960		3.4 10,929
Communications inspector.....			1 3,388
Aircraft communicator.....	337.5 1,246,100	320 1,164,800	36.3 117,688
Maintenance inspector.....			46.4 151,939
Residence maintenance supervisor.....			1 3,275
Overseas communicator.....	1 3,640		
Communications instructor.....	9 32,760		
Communications analyst.....	9 32,760		
Grade 8. Range \$3,310 to \$3,970:			
552.2 1,855,722	508.5 1,687,160	425.6 1,258,250	
Grade 7. Range \$2,980 to \$3,640:	3,092.9 9,294,847	1,956.6 5,830,668	1,064.6 2,791,556
Grade 6. Range \$2,650 to \$3,310:	751.8 2,013,267	383.7 1,016,644	960.7 2,228,689
Grade 5. Range \$2,320 to \$2,980:	571.1 1,343,629	340.1 789,675	859.9 1,734,953
Grade 4. Range \$2,100 to \$2,496:	56.5 122,991	52.3 109,830	74.3 136,165
Grade 3. Range \$1,902 to \$2,298:	239.9 462,500	207.1 393,808	166.1 275,798
Grade 2. Range \$1,704 to \$2,100:	47 81,100	47 80,088	39.5 58,524
Professional service:			
Grade 6. Range \$6,230 to \$7,070:			
Superintendent of airways.....	8 50,680	8 49,840	8 45,850
Chief of branch.....			1.2 6,434
Chief, air transportation and flight inspection.....	1 6,335	1 6,230	
Grade 5. Range \$5,180 to \$6,020:			
Assistant superintendent of airways.....	8 42,280	8 41,440	7 30,810
Airways inspector (flight).....	22 115,345	22 112,910	15.1 71,472
Chief of branch.....	17.9 100,707	17 88,060	16.4 77,583
Airways engineer.....	1 5,285	1 5,180	1.5 6,640
Chief of unit.....	18 94,975	17.5 90,650	
Grade 4. Range \$4,300 to \$5,180:			
Civil engineer.....	8.8 39,580	8 34,400	7.3 29,999
Airways engineer.....	17.7 77,893	16 68,800	15.6 60,884
Radio engineer.....	12.5 54,960	11 47,300	18.5 71,382
Superintendent of shops.....	1 4,520	1 4,300	1 3,850
Airways inspector (flight).....			0.7 2,533
Field and lighting inspector.....			0.2 950
Assistant chief of branch.....	1 4,410	1 4,300	1.7 6,649
Coordinator and liaison officer.....	12 52,920	12 51,600	
Maintenance inspector.....	51.2 216,215	49 210,700	0.4 2,992
Grade 3. Range \$3,640 to \$4,300:			
Radio engineer.....	13.8 50,600	10 36,400	13.4 43,655
Airways engineer.....	19.6 72,990	18.8 68,432	21.2 69,711
Civil engineer.....	9 33,200	8 29,120	6.9 22,416
Maintenance technician.....	401.6 1,468,834	343.7 1,251,344	0.5 3,617
Inspector of shops.....	1 3,640		
Grade 2. Range \$2,980 to \$3,640:	55 168,740	52.9 154,960	42.1 113,762
Grade 1. Range \$2,320 to \$2,980:	18.4 45,650	18 41,760	12.9 28,636
Subprofessional service:			
Grade 8. Range \$2,980 to \$3,640:	312.2 940,735	186.5 555,650	120.1 318,433
Grade 7. Range \$2,650 to \$3,310:	98.3 255,262	63.7 168,805	245.7 583,750
Grade 6. Range \$2,320 to \$2,980:	31.7 77,602	30.7 71,224	39.2 83,082
Grade 5. Range \$2,100 to \$2,496:	35.8 76,397	40 84,220	10.1 18,585
Crafts, protective, and custodial service:			
Grade 10. Range \$2,980 to \$3,640.....	24.5 74,165	21.1 62,878	16.9 43,860
Grade 9. Range \$2,650 to \$3,310.....	83.4 225,575	83.4 221,010	57.3 136,705
Grade 8. Range \$2,540 to \$3,200.....	193.6 498,849	168 426,720	158.3 373,050
Grade 7. Range \$2,364 to \$2,870.....	3 7,158	3 7,092	2.9 6,083
Grade 6. Range \$2,166 to \$2,562.....	93.7 203,745	84 191,944	68.3 129,820
Grade 5. Range \$1,968 to \$2,364.....	2 4,002	2 3,936	2.2 4,012
Grade 4. Range \$1,770 to \$2,166.....	26 3 47,254	24 42,840	20.7 31,916
Grade 3. Range \$1,572 to \$1,902.....	41.9 66,100	12 18,864	12 16,809
Grade 2. Range \$1,440 to \$1,770.....	1 1,473	1 1,440	1 1,260
Unclassified.....	337 134,431	263 99,667	257 79,909
Total permanent, field.....	7,996.8 23,195,127	5,659.3 16,394,582	5,113 12,139,045
Temporary employment, field.....	185.5 339,168	128.2 282,124	85.3 187,811
Overtime pay, field.....		200,000	2,804,904
Night-work differential, field.....		716,597	

By objects	Obligations					
	Estimate, 1947		Estimate, 1946		Actual, 1945	
	Man-years	Total salary	Man-years	Total salary	Man-years	Total salary
<b>PERSONAL SERVICES, FIELD—continued</b>						
Additional pay for foreign service, field.....	\$669,596		\$638,400		\$441,357	
All personal services, field.....	8,182.3	25,120,488	5,787.5	19,625,750	5,198.3	15,573,148
01 Personal services (net).....	8,378.1	25,818,800	5,972.1	20,284,093	5,361.2	16,196,297
<b>OTHER OBLIGATIONS</b>						
02 Travel.....	1,212,107		995,305		874,755	
03 Transportation of things.....	397,200		511,496		315,475	
04 Communication services.....	4,480,683		4,251,868		4,417,708	
05 Rents and utility services.....	1,513,500		1,497,445		1,323,103	
07 Other contractual services.....	451,002		299,732		283,632	
08 Supplies and materials.....	1,211,708		1,379,687		1,221,066	
09 Equipment.....	801,000		284,020		152,379	
Total other obligations.....	10,067,200		9,219,553		8,588,098	
Grand total obligations.....	35,886,000		29,503,646		24,784,395	
Reimbursements for services performed.....					-272,232	
Net total obligations.....	35,886,000		29,503,646		24,512,163	
Excess of obligations over appropriation due to Public Law 106.....			-4,463,646			
Estimated savings, unobligated balance.....					47,000	
Total estimate or appropriation.....	35,886,000		25,040,000		24,559,163	
<b>BY PROJECTS OR FUNCTIONS</b>						
1. Director's office.....		\$81,850		\$76,763		\$85,704
2. Superintendent of airways.....		333,806		334,915		259,695
3. Airways engineering.....		1,090,355		810,785		727,337
4. Air traffic control.....		6,223,615		2,835,198		2,559,565
5. Communications.....		13,144,283		11,732,762		9,349,798
6. Signals.....		10,832,619		9,708,191		7,614,243
7. Interphone and teletype.....		4,179,472		4,005,032		4,188,023
Grand total obligations.....		35,886,000		29,503,646		24,784,395
Adjustments (see object schedule for detail).....				-4,463,646		-225,232
Total estimate or appropriation.....		35,886,000		25,040,000		24,559,163

**Technical Development, Office of Administrator of Civil Aeronautics—**

Technical development: For expenses necessary in carrying out the provisions of the Civil Aeronautics Act of 1938, as amended (49 U. S. C. 401), relative to such developmental work and service testing as tends to the creation of improved air-navigation facilities, including landing areas, aircraft, aircraft engines, propellers, appliances, personnel, and operation methods, including personal services in the District of Columbia and elsewhere; acquisition of necessary sites by lease or grant; cleaning and repair of uniforms for guards; purchase (not to exceed two), operation, maintenance, and repair of passenger-carrying automobiles; and purchase of reports, documents, plans, and specifications, \$850,000 \$1,200,000. (Act of May 21, 1945, Public Law 61.)

Estimate 1947, \$1,200,000 Appropriated 1946, \$850,000

By objects	Obligations					
	Estimate, 1947		Estimate, 1946		Actual, 1945	
	Man-years	Total salary	Man-years	Total salary	Man-years	Total salary
<b>PERSONAL SERVICES, DEPARTMENTAL</b>						
Clerical, administrative, and fiscal service:						
Grade 9. Range \$3,640 to \$4,300:						
Chief of section.....	1	\$3,640				
Administrative assistant.....	1	2,320	1	\$3,640	1	\$3,226
Grade 5. Range \$2,320 to \$2,980.....	1	2,320	1	2,320	1	2,000
Grade 4. Range \$2,100 to \$2,496.....	6	12,600	6	12,600	6.7	12,418
Grade 3. Range \$1,902 to \$2,298.....	7	13,314	7	13,314	4.5	7,499
Grade 2. Range \$1,704 to \$2,100.....	2	3,408	2	3,408	0.9	1,325
Professional service:						
Grade 8. Range \$8,750 to \$9,800:						
Director.....	1	8,750				
Grade 7. Range \$7,175 to \$8,225:						
Deputy director.....	1	7,175				
Chief of division.....			1	7,175	1	6,500
Engineer in charge.....	1	7,175				
Grade 6. Range \$6,230 to \$7,070:						
Assistant chief of division.....			1	6,230	1	5,650
Chief of section.....	4	24,920	4	24,920	4	23,200
Grade 5. Range \$5,180 to \$6,020:						
Chief of experimental station.....			1	5,180	1	4,650
Aeronautical engineer.....	3	15,540	1	5,180	1	4,599

By objects	Obligations					
	Estimate, 1947		Estimate, 1946		Actual, 1945	
	Man-years	Total salary	Man-years	Total salary	Man-years	Total salary
<b>PERSONAL SERVICES, DEPARTMENTAL—CON.</b>						
<b>Professional service—Continued</b>						
Grade 5. Range \$5,180 to \$6,020—Con.						
Radio engineer.....	9	\$47,670	7	\$37,310	2.5	\$11,450
Airport engineer.....	2	10,360	2	10,360	1.9	9,449
Grade 4. Range \$4,300 to \$5,180:						
Aeronautical engineer.....	5	21,500	4	17,200	2.8	11,626
Radio engineer.....	5	21,900	2	9,000	1.9	7,383
Airport engineer.....	4	17,200	2	8,000	2.4	8,883
Cartographic engineer.....	1	4,300	1	4,300	1.4	5,534
Test pilot.....	3	12,900	3	12,900	3	12,000
Grade 3. Range \$3,640 to \$4,300:						
Aeronautical engineer.....	3	11,300	1	4,080		
Radio engineer.....	9	34,830	8	31,190	1	3,300
Airport engineer.....	4	15,220	3	11,580	2.5	7,943
Cartographic engineer.....	3	11,360	2	7,720	1.6	5,225
Airways engineer.....	2	7,280	2	7,280	2	6,720
Grade 2. Range \$2,980 to \$3,640:						
Radio engineer.....	8	23,840	8	23,840	8.6	23,033
Grade 1. Range \$2,320 to \$2,980:						
Radio engineer.....	4	9,280	4	9,280	0.5	1,009
Subprofessional service:						
Grade 8. Range \$2,980 to \$3,640.....	3	8,940	1	2,980	1	2,650
Grade 7. Range \$2,660 to \$3,310.....	5	13,254	5	13,254	3.9	9,104
Grade 6. Range \$2,320 to \$2,980.....	5	11,600	5	11,600	3.4	6,839
Grade 5. Range \$2,100 to \$2,496.....	1	2,100	1	2,100	0.9	1,500
Crafts, protective, and custodial service:						
Grade 10. Range \$2,980 to \$3,640.....	1	2,980	1	2,980	0.9	2,329
Grade 8. Range \$2,320 to \$2,980.....	2	5,600	1	2,540	0.5	1,192
Grade 7. Range \$2,100 to \$2,496.....	1	2,100	1	2,100	1	2,100
Grade 6. Range \$1,902 to \$2,298.....	2	4,332	2	4,332	1.9	3,700
Grade 4. Range \$1,770 to \$2,106.....	4	7,080	4	7,080	4	6,198
Grade 2. Range \$1,440 to \$1,770.....	1	1,706	1	1,506	1	1,215
Total permanent, departmental.....	114	407,678	96	329,343	72.7	221,427
Temporary employment, departmental.....	30	50,702	17	19,214	16.1	27,477
Overtime pay, departmental.....				4,900		38,517
01 Personal services (net).....	144	457,780	113	352,557	88.8	287,421
<b>OTHER OBLIGATIONS</b>						
02 Travel.....		30,000		30,000		24,357
03 Transportation of things.....		4,080		4,080		3,336
04 Communication services.....		10,810		5,810		5,055
05 Rents and utility services.....		20,033		17,433		11,639
07 Other contractual services:						
Repairs and storage.....		14,805		14,805		12,985
Development projects.....		620,000		424,000		105,693
08 Supplies and materials.....		27,902		27,902		104,774
09 Equipment.....		14,500		15,000		81,439
10 Lands and structures.....						23,679
Total other obligations.....		742,220		530,120		372,957
Grand total obligations.....	1,200,000		891,677		660,378	
Excess of obligations over appropriation due to Public Law 105.....			-41,677			
Estimated savings, unobligated balance.....					61,622	
Total estimate or appropriation.....	1,200,000		850,000		722,000	
<b>BY PROJECTS OR FUNCTIONS</b>						
1. Administration.....		\$63,800		\$211,691		\$180,781
2. Development projects:						
(a) Radio and radar.....		280,000		80,000		17,481
(b) Aircraft and appliances.....		135,000		284,000		84,297
(c) Airports.....		140,000		70,000		75,569
(d) Charts.....		15,000		10,000		7,196
(e) Miscellaneous.....						1,094
3. Experimental station.....		565,200		255,986		293,060
Grand total obligations.....		1,200,000		891,677		660,378
Adjustments (see objects schedule for detail).....				-41,677		+61,622
Total estimate or appropriation.....		1,200,000		850,000		722,000

**Enforcement of Safety Regulations, Office of Administrator of Civil Aeronautics—**

Enforcement of safety regulations: For expenses necessary in carrying out the provisions of the Civil Aeronautics Act of 1938, as amended (49 U. S. C. 401), relating to safety regulations, except air-traffic control, including personal services in the District of Columbia and elsewhere; purchase (not to exceed forty-four), hire, maintenance, repair and operation of passenger-carrying automobiles; \$3,100,000 \$6,419,000.

Enforcement of safety regulations: For an additional amount for "Enforcement of safety regulations", fiscal year 1946, including the objects specified under this head in the Department of Commerce Appropriation Act, 1946; and including the purchase (not to exceed seventy-four) of passenger-carrying automobiles, \$400,000 (Act of May 21, 1945, Public Law 61; Act of July 5, 1945, Public Law 132.)

Estimate 1947, \$6,419,000 Appropriated 1946, \$3,500,000

OFFICE OF ADMINISTRATOR OF CIVIL AERONAUTICS—  
Continued  
Enforcement of Safety Regulations, Office of Administrator of  
Civil Aeronautics—Continued

By objects	Obligations					
	Estimate, 1947		Estimate, 1946		Actual, 1945	
	Man- years	Total salary	Man- years	Total salary	Man- years	Total salary
<b>PERSONAL SERVICES, DEPARTMENTAL</b>						
Clerical, administrative, and fiscal service:						
Grade 13. Range \$6,230 to \$7,070:						
Chief of section	1	\$6,230				
Air carrier inspector (operations)	4	24,920				
Air carrier inspector (operations, foreign)	4	24,920				
Grade 12. Range \$5,180 to \$6,020:						
Air carrier inspector (operations)	2	10,570	2	\$10,360	1.4	\$6,672
Air carrier inspector (operations, foreign)	2	10,360	1.2	6,216		
Air carrier inspector (maintenance, foreign)	2	10,360	0.5	2,590		
Air carrier inspector (radio, foreign)	2	10,360	0.5	2,590		
Chief of section			1	5,180	1	4,630
Chief of unit	6	31,260	4	20,720	3.1	14,125
Assistant chief of section	1	5,180	0.2	1,036		
Grade 11. Range \$4,300 to \$5,180:						
Special assistant to director	1	4,300	1	4,300	0.3	1,400
Air carrier inspector (operations)			2	8,600	0.1	428
Chief of unit	3	13,120	3	12,900	2.6	9,892
Parachute technician			0.2	860		
Aircraft factory inspector	1.5	6,450				
Grade 10. Range \$3,970 to \$4,630:						
Chief of section	1	3,970	1	3,970	1	3,550
Grade 9. Range \$3,640 to \$4,300:						
Chief of section	1	3,640				
Grade 7. Range \$2,580 to \$3,640:						
	1.8	5,694	1	3,310	1.5	4,346
Grade 6. Range \$2,650 to \$3,310:						
	2.7	7,265	3	8,720	3.3	8,240
Grade 5. Range \$2,220 to \$2,680:						
	12.6	29,782	13.3	31,040	13.1	26,802
Grade 4. Range \$2,100 to \$2,496:						
	59.7	124,782	39	83,220	35.9	64,780
Grade 3. Range \$1,902 to \$2,298:						
	85	163,517	61.3	118,111	46.1	76,607
Grade 2. Range \$1,704 to \$2,100:						
	25	42,930	30	52,044	22.9	33,456
Professional service:						
Grade 8. Range \$8,750 to \$9,800:						
Director	1	8,750	1	8,750	1	8,000
Grade 7. Range \$7,175 to \$8,225:						
Technical assistant	0.8	5,740	1	7,175	1	6,500
Chief of division	5	36,662	5	36,460	4.7	31,339
Assistant director	0.8	5,740	0.5	3,588		
Technical training coordinator	0.8	5,740				
Grade 6. Range \$6,250 to \$7,070:						
Assistant chief of division	6	37,800	5.2	32,396	4	22,609
Chief of section	11	69,550	10	62,720	10.7	60,425
Aviation medical specialist	1	6,230				
Grade 5. Range \$5,180 to \$6,020:						
Assistant chief of section	2	10,360	2	10,360	2	9,020
Chief of unit	4	20,720	4	20,720	3.4	15,640
Chief of section			1	5,180		
Aeronautical engineer	19	99,070	9	46,820	7.7	35,374
Air carrier inspector (maintenance)			1	5,180		
Aviation medical specialist	3	15,540	2.2	11,396	2	10,289
Coordinator of safety recommendations	0.9	4,642				
Air carrier inspector (radio)	2	10,360				
Flight engineering inspector	1	5,180				
Grade 4. Range \$4,300 to \$5,180:						
Air carrier inspector (radio)	1	4,300	1	4,300		
Aeronautical engineer	16	70,220	8	34,840	7	30,160
Aeronautical examiner	1	4,300	0.3	1,290		
Air carrier inspector (maintenance)			1	4,300	0.8	3,352
Grade 3. Range \$3,640 to \$4,300:						
Aeronautical engineer	8.3	30,872	6	21,950	7.6	24,540
Personnel technician (tests and measurements)	1	3,640	1	3,640	1	3,225
Grade 2. Range \$2,980 to \$3,640:						
Subprofessional service:						
Grade 6. Range \$2,320 to \$2,980:						
	1	2,320				
Crafts, protective, and custodial service:						
Grade 2. Range \$1,440 to \$1,770:						
	1	1,440	1	1,440	0.8	900
Total permanent, departmental	310.9	1,022,656	225.4	701,202	187	520,671
Overtime pay, departmental				15,000		88,675
All personal services, departmental	310.9	1,022,656	225.4	716,202	187	608,746
<b>PERSONAL SERVICES, FIELD</b>						
Clerical, administrative, and fiscal service:						
Grade 13. Range \$6,230 to \$7,070:						
Superintendent of safety regulations	6	38,010	7	44,030	4.9	27,967
Chief of branch	17	107,800	15.3	95,949	14	79,685
Chief, flight standards branch	1	6,440	1	6,220	1	5,600
Air carrier inspector (operations)	30	186,900				
Air carrier inspector (operations, foreign)	30	186,900				
Grade 12. Range \$5,180 to \$6,020:						
Air carrier inspector (operations)	46	238,910	28.2	146,076	14.6	70,575
Air carrier inspector (radio)	12.5	65,590	7.5	38,850	6	28,800
Air carrier inspector (maintenance)	22.5	116,760	2.5	12,950	4.4	20,891
Aeronautical inspector	87.5	458,710	60.3	312,288	50.7	235,656
Chief, ground mechanic school laboratory	1	5,360	1	5,390	1	4,800

By objects	Obligations						
	Estimate, 1947		Estimate, 1946		Actual, 1945		
	Man- years	Total salary	Man- years	Total salary	Man- years	Total salary	
<b>PERSONAL SERVICES, FIELD—continued</b>							
Clerical, administrative, and fiscal service—Continued							
Grade 12. Range \$5,180 to \$6,020—Con.							
Chief, procedure and certification laboratory	1	\$5,290	1	\$5,390	1	\$4,800	
Chief, aircraft laboratory	1	5,290	1	5,180	1	4,600	
Advanced flight instructor	1	5,390	1	5,180	1	4,600	
Instrument flight instructor	1	5,180	1	5,180	1	4,700	
Basic flight instructor	8.5	44,030	3.5	18,130	0.9	4,190	
Aircraft inspector	6.8	35,224	3.7	19,166	1.6	7,516	
Radio specialist	1	5,180	0.2	1,036			
Air frames specialist	1	5,180	0.1	518			
Propeller specialist	1	5,180	0.2	1,036			
Maintenance specialist	1	5,180	0.3	1,554			
Aircraft factory inspector	5.5	28,490					
Air carrier inspector (radio, foreign)	15.5	80,290					
Air carrier inspector (maintenance, foreign)	16.5	85,470					
Grade 11. Range \$4,300 to \$5,180:							
Air carrier inspector (operations)	8	34,840	13	55,900	5	19,696	
Air carrier inspector (radio)	27	116,100	5.8	24,940	1.5	5,700	
Air carrier inspector (maintenance)	102.5	450,674	101.5	436,450	69.3	264,432	
Aeronautical inspector							
Advanced flight instructor		2	8,600				
Instrument flight instructor		2	8,600				
Aircraft factory inspector		30.5	131,150	1	4,300	1.8	6,880
Aircraft inspector	61.5	264,450	17.7	76,110	0.2	792	
Grade 10. Range \$3,970 to \$4,630:							
Air carrier inspector (maintenance)			26	104,100	19.3	70,378	
Air carrier inspector (radio)			1	3,970	0.8	2,825	
Flight engineering inspector			3	11,910	2.8	9,950	
Aircraft factory inspector			33	132,330	22	76,013	
Aeronautical inspector			1.6	6,462	2	8,160	
Aircraft inspector			5.5	21,535	7	28,230	
Instrument flight instructor			2	7,940	2.9	10,191	
Link trainer instructor			1	3,970	1	3,517	
Grade 9. Range \$3,640 to \$4,300:							
Air carrier inspector (maintenance)			12	44,010	11.9	38,877	
Air carrier inspector (radio)			1	3,750	1	3,300	
Aircraft factory inspector			19	69,820	22	72,740	
Aircraft inspector			39	144,050	43.5	145,660	
Link trainer operator			1	3,640	0.9	2,933	
Airways and communications procedures instructor			1	3,640	1	3,200	
Grade 8. Range \$3,310 to \$3,970:							
			1	3,310	2.5	7,467	
Grade 5. Range \$2,320 to \$2,980:							
	16.1	37,352	7	16,240	7.6	16,134	
Grade 4. Range \$2,100 to \$2,496:							
	100.5	217,749	48.9	102,690	33	61,013	
Grade 3. Range \$1,902 to \$2,298:							
	189.3	363,614	144	273,954	135.2	220,024	
Grade 2. Range \$1,704 to \$2,100:							
	15.5	26,412	13.2	22,493	9	14,303	
Professional service:							
Grade 7. Range \$7,175 to \$8,225:							
Chief, standardization center	1	7,438	1	7,175	1	6,500	
Grade 6. Range \$6,230 to \$7,070:							
Chief of branch	14.5	91,285	9	56,070	7.2	40,891	
Aviation medical specialist	6.7	41,741					
Grade 5. Range \$5,180 to \$6,020:							
Assistant chief of branch	3	15,540	3	15,540	3	13,800	
Aeronautical engineer	32.9	170,842	14	72,520	5.3	24,992	
Flight engineering inspector			6.5	33,670	5.4	25,299	
Grade 4. Range \$4,300 to \$5,180:							
Flight engineering inspector	13.5	58,490	9.8	42,140	4.8	18,400	
Aeronautical engineer	27.3	119,370	21	90,300	11.5	44,033	
Grade 3. Range \$3,640 to \$4,300:							
Aeronautical engineer	8.1	29,594	9	32,760	8.6	27,784	
Grade 2. Range \$2,980 to \$3,640:							
Subprofessional service:							
Grade 6. Range \$2,320 to \$2,980			2	4,750	2	4,640	
	2	4,750	2	4,640	1.6	3,222	
Total permanent, field	1,081.8	4,343,252	713.2	2,674,555	579.1	1,883,272	
Temporary employment, field						6,677	
Overtime pay, field				22,253		315,635	
Additional pay for foreign service, field				23,641		9,178	
All personal services, field	1,081.8	4,414,106	713.2	2,720,449	579.1	2,214,762	
01 Personal services (net)	1,392.7	5,436,762	938.6	3,436,651	766.1	2,823,508	
<b>OTHER OBLIGATIONS</b>							
02 Travel		569,900		346,930		272,412	
03 Transportation of things		33,200		16,349		14,683	
04 Communication services		50,200		19,920		47,909	
05 Rents and utility services		79,835		34,500		58,859	
07 Other contractual services		63,493		39,170		38,731	
08 Supplies and materials		64,760		6,680		46,405	
Duplicating		16,000		16,000		11,271	
09 Equipment		104,850		30,000		21,114	
Total other obligations							

By projects or functions	Obligations		
	Estimate, 1947	Estimate, 1946	Actual, 1945
1. Office of director	\$1,302,248	\$778,880	\$750,241
2. Air carrier division	1,600,498	735,025	505,501
3. Aircraft engineering division	649,105	407,716	292,822
4. Flight engineering and factory inspection division	716,512	395,183	369,635
5. General inspection division	1,886,026	1,457,598	1,269,707
6. Aviation medical division	138,441	64,880	59,661
7. Standardization center	126,170	106,918	87,325
Grand total obligations	6,419,000	3,946,200	3,334,592
Adjustments (see objects schedule for detail)		-446,200	+20,845
Total estimate or appropriation	6,419,000	3,500,000	3,355,737

By projects or functions	Obligations		
	Estimate, 1947	Estimate, 1946	Actual, 1945
1. Office of assistant administrator	\$192,305	\$200,190	
2. Engineering and construction supervision service	93,953	92,511	
3. Plans and survey service	41,545	29,740	
4. Liaison and requirements service	12,197	10,686	
Grand total obligations	340,000	333,127	
Adjustments (see objects schedule for detail)		-33,127	
Total estimate or appropriation	340,000	300,000	

**Airport Advisory Service, Office of Administrator of Civil Aeronautics—**

Airport Advisory Service: For necessary expenses in furnishing advisory services to State and other public and private agencies in connection with the construction and operation of airports and landing areas, including personal services in the District of Columbia and elsewhere, and the operation, repair, and maintenance of passenger automobiles, **[\$300,000]** \$340,000. (49 U. S. C. 401-682; Act of May 21, 1945, Public Law 61.)

Estimate 1947, **\$340,000** Appropriated 1946, **\$300,000**

By objects	Obligations		
	Estimate, 1947	Estimate, 1946	Actual, 1945
<b>PERSONAL SERVICES, DEPARTMENTAL</b>			
Clerical, administrative, and fiscal service:			
Grade 12. Range \$5,180 to \$6,020:			
Airport management consultant	1 \$5,180	1 \$5,180	
Administrative officer			
Grade 7. Range \$2,980 to \$3,640	1 3,200	1 3,200	
Grade 5. Range \$2,320 to \$2,980	2 4,970	2 4,860	
Grade 4. Range \$2,100 to \$2,496	6 13,194	6 12,930	
Grade 3. Range \$1,902 to \$2,298	7 13,974	6 11,676	
Grade 2. Range \$1,704 to \$2,100	2 3,540	2 3,540	
Professional services:			
Grade 8. Range \$8,750 to \$9,800:			
Assistant administrator	1 8,750	1 8,750	
Grade 7. Range \$7,175 to \$8,225:			
Director, service	3 21,525		
Grade 6. Range \$6,230 to \$7,070:			
Chief, division		2 12,880	
Grade 5. Range \$5,180 to \$6,020:			
Senior airport engineer	3 15,960	3 15,750	
Grade 4. Range \$4,300 to \$5,180:			
Airport engineer	1 4,520	1 4,520	
Architect	1 4,300		
Grade 3. Range \$3,640 to \$4,300:			
Airport engineer	1 3,860	1 3,750	
Statistical analyst	1 3,750		
Grade 2. Range \$2,980 to \$3,640	1 3,200	1 3,200	
Total permanent, departmental	31 109,923	27 90,236	
Overtime pay, departmental		1,000	
All personal services, departmental	31 109,923	27 91,236	
<b>PERSONAL SERVICES, FIELD</b>			
Clerical, administrative, and fiscal service:			
Grade 4. Range \$2,100 to \$2,496	7 15,558	7 15,096	
Grade 3. Range \$1,902 to \$2,298	7 14,238	7 13,776	
Professional service:			
Grade 6. Range \$6,230 to \$7,070:			
Superintendent of airports	7 45,710	7 44,450	
Grade 4. Range \$4,300 to \$5,180:			
Airport engineer	14 63,280	14 63,280	
Grade 2. Range \$2,980 to \$3,640	7 22,070	7 21,300	
Total permanent, field	42 160,856	42 157,902	
Overtime pay, field		1,639	
All personal services, field	42 160,856	42 159,541	
01 Personal services (net)	73 270,779	69 250,777	
<b>OTHER OBLIGATIONS</b>			
02 Travel	36,804	45,096	
03 Transportation of things	500	500	
04 Communication services	9,275	11,000	
05 Rents and utility services	2,112	2,112	
07 Other contractual services	7,100	8,642	
08 Supplies and materials	12,430	14,000	
09 Equipment	1,000	1,000	
Total other obligations	69,221	82,350	
Grand total obligations	340,000	333,127	
Excess of obligations over appropriation due to Public Law 106		-33,127	
Total estimate or appropriation	340,000	300,000	

**Maintenance and Operation of Aircraft, Office of Administrator of Civil Aeronautics—**

Maintenance and operation of aircraft: For all expenses necessary for the maintenance, operation, and overhaul of two hundred and thirty-one aircraft for the use of all the activities under the Office of the Administrator, [including] and the repair of aircraft engines and other aircraft parts, including personal services in the District of Columbia, **[\$850,000]** \$2,053,000 [and the Secretary of War and the Secretary of the Navy are authorized to transfer to the Administrator without payment therefor aircraft, surplus to the needs of the War Department or the Navy Department, such aircraft to be acquired by the Administrator for replacement purposes only]. (49 U. S. C. 401-682; Act of May 21, 1945, Public Law 61.)

[The War and Navy Departments are authorized to transfer to the Civil Aeronautics Administration aircraft engines, parts, and accessories surplus to the needs of such Departments, such transfer to be without charge therefor, and the appropriation "Maintenance and Operation of Aircraft" is hereby made available for the costs of transportation and storage incident to the procurement and care of such items.] (Act of Dec. 28, 1945, Public Law 269.)

Estimate 1947, **\$2,053,000** Appropriated 1946, **\$850,000**

By objects	Obligations		
	Estimate, 1947	Estimate, 1946	Actual, 1945
<b>PERSONAL SERVICES, DEPARTMENTAL</b>			
Clerical, administrative, and fiscal service:			
Grade 11. Range \$4,300 to \$5,180:			
Executive assistant	1 \$4,300		
Grade 6. Range \$2,650 to \$3,310	1 2,650		
Grade 5. Range \$2,320 to \$2,980	1 2,320		
Grade 4. Range \$2,100 to \$2,496	2 4,200		
Grade 3. Range \$1,902 to \$2,298	1 1,902		
Professional service:			
Grade 7. Range \$7,175 to \$8,225:			
Aircraft control officer	1 8,225		
Grade 6. Range \$6,230 to \$7,070:			
Assistant aircraft control officer	1 6,230		
Total permanent, departmental	5 29,827		
<b>PERSONAL SERVICES, FIELD</b>			
Clerical, administrative, and fiscal service:			
Grade 12. Range \$5,180 to \$6,020:			
Maintenance foreman	4 8 24,864		
Chief inspector	2 9 15,022		
Grade 11. Range \$4,300 to \$5,180:			
Inspector	2 9 12,470		
Chief, aircraft unit	2 9 12,470	1 \$4,300	1 \$3,800
Chief, service section	7 7 33,110		
Grade 10. Range \$3,970 to \$4,630:			
Inspector	1 9 7,543		
Radio mechanic	4 8 19,056		
Chief, aircraft unit	1 9 7,543		
Instrument mechanic	4 8 19,056		
Aircraft electrician	2 9 11,513		
Grade 9. Range \$3,640 to \$4,300:			
Aircraft electrician	1 3,640		
Chief, materials and supplies	4 8 17,472		
Aircraft and engine mechanic	16 3 59,332	2 7,280	1 9 6,000
Chief, paint, dope, and fabric unit	4 8 17,472	1 3,640	0 4 1,212
Radio mechanic	2 9 10,556		
Grade 8. Range \$3,310 to \$3,970	10 6 31,558		
Grade 7. Range \$2,980 to \$3,640	9 6 22,272		
Grade 5. Range \$2,320 to \$2,980	21 1 44,310	1 2,100	0 4 975
Grade 4. Range \$2,100 to \$2,496	2 2,100	3,804	1 6 2,592
Grade 3. Range \$1,902 to \$2,298	3 8 6,475	2 3,498	1 4 2,016
Grade 2. Range \$1,704 to \$2,100			
Professional service:			
Grade 6. Range \$6,230 to \$7,070:			
Superintendent of repair base	4 8 29,904		
Grade 2. Range \$2,980 to \$3,640	4 8 14,304		
Subprofessional service:			
Grade 8. Range \$2,980 to \$3,640	73 9 220,222	1 2,980	1 2,600
Grade 7. Range \$2,650 to \$3,310	8 21,200	6 4 14,720	
Grade 6. Range \$2,320 to \$2,980	1 2,320	0 5 917	
Crafts, protective, and custodial service:			
Grade 10. Range \$2,980 to \$3,640		13 38,740	9 9 25,740
Grade 9. Range \$2,650 to \$3,310		8 21,200	7 5 17,250
Grade 8. Range \$2,540 to \$3,200		20 50,800	14 6 32,010

OFFICE OF ADMINISTRATOR OF CIVIL AERONAUTICS—  
Continued

Maintenance and Operation of Aircraft, Office of Administrator of  
Civil Aeronautics—Continued

By objects	Obligations					
	Estimate, 1947		Estimate, 1946		Actual, 1945	
PERSONAL SERVICES, FIELD—continued						
Crafts, protective, and custodial service— Continued	Man- years	Total salary	Man- years	Total salary	Man- years	Total salary
Grade 7. Range \$2,364 to \$2,870.....			6	\$14,184	4	\$8,772
Grade 6. Range \$2,166 to \$2,562.....	27	\$58,472	9	19,494	6	11,718
Grade 4. Range \$1,770 to \$2,166.....	3.8	6,726	7	12,390	7.4	11,100
Grade 3. Range \$1,572 to \$1,902.....	18.2	28,610	1	1,572	0.7	810
Grade 2. Range \$1,440 to \$1,770.....			3	4,320	2	2,760
Total permanent, field.....	244.9	734,002	87	217,042	69.2	149,332
Overtime pay, field.....				8,073		33,508
Additional pay for foreign service, field.....		38,137		13,875		9,731
All personal services, field.....	244.9	772,139	87	238,990	69.2	192,571
01 Personal services (net).....	252.9	801,966	87	238,990	69.2	192,571
OTHER OBLIGATIONS						
02 Travel.....		9,240		6,000		631
03 Transportation of things.....		15,000		10,400		2,868
04 Communication services.....		5,000		1,000		853
05 Rents and utility services.....		187,840		20,600		14,265
07 Other contractual services.....		291,938		285,904		206,801
08 Supplies and materials.....		622,016		315,100		182,014
09 Equipment.....		120,000		15,000		13,006
Total other obligations.....		1,251,034		653,904		420,438
Grand total obligations.....		2,053,000		892,894		613,009
Received by transfer from "General admin- istration, Office of Administrator of Civil Aeronautics".....						-613,009
Excess of obligations over appropriation due to Public Law 106.....				-42,894		
Total estimate or appropriation.....		2,053,000		850,000		
BY PROJECTS OR FUNCTIONS						
1. Aircraft control office.....		\$31,827				
2. Line crews.....		337,212		\$577,794		\$430,995
3. Repair bases.....		1,061,945				
4. Operation of aircraft (gas and oil only).....		622,016		315,100		182,014
Grand total obligations.....		2,053,000		892,894		613,009
Adjustments (see objects schedule for detail).....				-42,894		-613,009
Total estimate or appropriation.....		2,053,000		850,000		

Maintenance and Operation, Washington National Airport, Office  
of Administrator of Civil Aeronautics—

Maintenance and operation, Washington National Airport: For salaries and expenses incident to the care, operation, maintenance, and protection of the Washington National Airport, including the purchase (not to exceed two), operation, repair, and maintenance of passenger[-carrying] automobiles, and not to exceed \$2,500, \$2,900 for the purchase, cleaning, and repair of uniforms, \$8582,000 \$756,000. (49 U. S. C. 401-682; Act of May 21, 1945, Public Law 61.)

Estimate 1947, \$756,000

Appropriated 1946, \$582,000

By objects	Obligations					
	Estimate, 1947		Estimate, 1946		Actual, 1945	
PERSONAL SERVICES, FIELD						
Clerical, administrative, and fiscal service:	Man- years	Total salary	Man- years	Total salary	Man- years	Total salary
Grade 14. Range \$7,175 to \$8,225: Airport manager.....	1	\$7,437	1	\$7,437	1	\$6,500
Grade 12. Range \$5,180 to \$6,020: Assistant airport manager.....	1	5,390	1	5,390	1	4,590
Grade 10. Range \$3,970 to \$4,630: Assistant operations superintendent.....	2	8,840	2	8,820	2	7,700
Grade 9. Range \$3,640 to \$4,300: Airport traffic controller.....	1	3,970	1	3,860	0.9	3,139
Grade 8. Range \$3,310 to \$3,970.....	2	7,280	2	7,160	2	5,999
Grade 7. Range \$2,980 to \$3,640.....	7	22,240	5	15,780	5	13,350
Grade 6. Range \$2,650 to \$3,310.....	1	2,180	1	2,870	1	2,400
Grade 5. Range \$2,320 to \$2,980.....	10.3	24,675	9	21,760	7	14,160
Grade 4. Range \$2,160 to \$2,416.....	13	27,253	11	23,496	10.1	18,309
Grade 3. Range \$1,902 to \$2,298.....	3	5,904	2	3,870	1.9	3,080
Grade 2. Range \$1,704 to \$2,100.....	13	22,218	11	19,404	8.3	12,333
Professional service: Grade 6. Range \$6,230 to \$7,070: Assistant manager, operations.....	1	6,450	1	6,230	1.3	7,264

By objects	Obligations					
	Estimate, 1947		Estimate, 1946		Actual, 1945	
PERSONAL SERVICES, FIELD—continued						
Professional service—Continued	Man- years	Total salary	Man- years	Total salary	Man- years	Total salary
Grade 3. Range \$3,640 to \$4,300: Chief, electrical section.....	1	\$3,970	1	\$3,860	2	\$6,700
Grade 2. Range \$2,980 to \$3,640.....	2	6,510	2	6,290	1.5	4,078
Subprofessional service: Grade 8. Range \$2,980 to \$3,640.....	1	3,090	1	2,980	1	2,500
Grade 6. Range \$2,320 to \$2,980.....	1	2,540	1	2,430	1	2,025
Grade 5. Range \$2,100 to \$2,496.....	3	6,564	2	4,332	2	3,615
Crafts, protective, and custodial service: Grade 9. Range \$2,650 to \$3,310.....	1	2,980	1	2,870	1	2,400
Grade 8. Range \$2,540 to \$3,200.....	11	28,810	10	26,500	7.8	17,276
Grade 7. Range \$2,364 to \$2,870.....	25.2	59,828	19.7	47,958	16.4	33,689
Grade 6. Range \$2,166 to \$2,562.....	21.5	46,569	18	39,780	14.6	27,003
Grade 5. Range \$1,968 to \$2,364.....	43	84,924	30	76,818	30.8	51,124
Grade 4. Range \$1,770 to \$2,166.....	18	31,860	13	23,340	13.9	21,146
Grade 3. Range \$1,572 to \$1,902.....	18.8	29,620	15.8	25,366	9.2	12,197
Grade 2. Range \$1,440 to \$1,770.....	24	34,560	20.5	31,236	19.3	24,022
Total permanent, field.....	225.8	486,512	191	419,737	162	306,608
Temporary employment, field.....	1.3	1,994	1.3	1,994	0.1	157
Overtime pay, field.....		3,000		21,829		64,386
Night-work differential, field.....		20,054		16,789		
01 Personal services (net).....	227.1	511,500	192.3	460,349	162.1	371,151
OTHER OBLIGATIONS						
02 Travel.....		500		500		52
03 Transportation of things.....		1,500		500		174
04 Communication services.....		10,329		11,500		12,017
05 Rents and utility services.....		120,500		120,750		110,249
07 Other contractual services.....		52,275		58,207		42,937
08 Supplies and materials.....		126,971		183,972		114,654
09 Equipment.....		44,365		15,500		5,354
Total other obligations.....		356,440		340,929		285,437
Grand total obligations.....		868,000		801,278		656,588
Reimbursements for services performed.....		-112,000		-112,000		-103,000
Net total obligations.....		756,000		689,278		553,588
Excess of obligations over appropriation due to Public Law 106.....				-107,278		
Estimated savings, unobligated balance.....						5,412
Total estimate or appropriation.....		756,000		582,000		559,000
BY PROJECTS OR FUNCTIONS						
1. Office of manager.....		\$92,242		\$86,252		\$74,747
2. Plant operations.....		729,805		676,926		549,488
3. Airport traffic control.....		45,953		38,100		32,353
Grand total obligations.....		868,000		801,278		656,588
Adjustments (see objects schedule for detail).....		-112,000		-219,278		-97,588
Total estimate or appropriation.....		756,000		582,000		559,000

Development of Landing Areas for National Defense, Office of  
Administrator of Civil Aeronautics—

Development of landing areas: For completion of the program for the construction, improvement, and repair of public airports for national defense the consolidated appropriation under this head in the Department of Commerce Appropriation Act, 1943, shall remain available until June 30, 1946, without warrant action, 1947, and the portion thereof available for administrative expenses shall be available also for the operation, maintenance, and repair of passenger[-carrying] automobiles, and not to exceed \$3,000 for printing and binding; Provided, That the total number of sites shall not exceed five hundred and thirty-five; Provided further, That not to exceed \$83,000 may be transferred to the appropriation "General administration, Office of Administrator of Civil Aeronautics", for necessary expenses in connection with the general administration of the development of landing areas program. (Act of May 21, 1945, Public Law 61.)

By objects	Obligations					
	Estimate, 1947		Estimate, 1946		Actual, 1945	
PERSONAL SERVICES, DEPARTMENTAL						
Clerical, administrative, and fiscal service:	Man- years	Total salary	Man- years	Total salary	Man- years	Total salary
Grade 12. Range \$5,180 to \$6,020: Administrative officer.....					1	\$4,600
Grade 11. Range \$4,300 to \$5,180: Airport liaison officer.....					1	\$4,300
Grade 9. Range \$3,640 to \$4,300: Administrative assistant.....					1	3,640
Grade 8. Range \$2,980 to \$3,640: Airport planning assistant.....					1	2,701
Grade 7. Range \$2,980 to \$3,640.....					1	2,320
Grade 5. Range \$2,320 to \$2,980.....					2	4,200
Grade 4. Range \$2,100 to \$2,496.....					7.8	14,040

By objects	Obligations					
	Estimate, 1947		Estimate, 1946		Actual, 1945	
	Man-years	Total salary	Man-years	Total salary	Man-years	Total salary
<b>PERSONAL SERVICES, DEPARTMENTAL—CON.</b>						
Clerical, administrative, and fiscal service—Continued						
Grade 3. Range \$1,902 to \$2,298			2	\$3,804	13.7	\$22,194
Grade 2. Range \$1,704 to \$2,100			2	3,408	5.5	8,105
Professional service						
Grade 7. Range \$7,175 to \$8,225:						
Director of airports					1	6,750
Grade 6. Range \$6,230 to \$7,070:						
Assistant to director			1	6,230		
Chief of section					2	11,400
Grade 5. Range \$5,180 to \$6,020:						
Assistant chief of section					1	4,600
Airport engineer			2	10,360	4	18,002
Grade 4. Range \$4,300 to \$5,180:						
Airport engineer			2	8,600	4	15,500
Grade 3. Range \$3,640 to \$4,300:						
Airport engineer			1	3,640	2	6,449
Grade 2. Range \$2,980 to \$3,640					2	5,400
Subprofessional service:						
Grade 5. Range \$2,100 to \$2,496			1	2,100	1	1,830
Total permanent, departmental			16	52,602	52.3	140,210
Overtime pay, departmental				1,120		25,311
All personal services, departmental			16	53,722	52.3	165,521
<b>PERSONAL SERVICES, FIELD</b>						
Clerical, administrative, and fiscal service:						
Grade 4. Range \$2,100 to \$2,496					7	12,805
Grade 3. Range \$1,902 to \$2,298			10	19,020	30	50,257
Grade 2. Range \$1,704 to \$2,100					7.2	10,892
Professional service:						
Grade 6. Range \$6,230 to \$7,070:						
Supervisor of airports					7.2	40,905
Grade 5. Range \$5,180 to \$6,020:						
Airport engineer			4	20,720	6.1	28,945
Grade 4. Range \$4,300 to \$5,180:						
Airport engineer			6	25,800	38.6	151,539
Grade 3. Range \$3,640 to \$4,300:						
Airport engineer			17	61,880	22.9	75,941
Grade 2. Range \$2,980 to \$3,640					11	29,723
Grade 1. Range \$2,320 to \$2,980			2	4,640	5.2	10,816
Subprofessional service:						
Grade 6. Range \$2,320 to \$2,980			3	6,960	2	4,133
Grade 5. Range \$2,100 to \$2,496			2	4,200	1.7	3,060
Total permanent, field			44	143,220	138.9	419,076
Temporary employment, field					0.6	1,329
Overtime pay, field				3,080		73,871
All personal services, field			44	146,300	139.5	494,276
01 Personal services (net)			60	200,022	101.8	659,797
<b>OTHER OBLIGATIONS</b>						
02 Travel				43,820		98,052
03 Transportation of things				4,000		2,200
04 Communication services				9,575		12,733
05 Rents and utility services				3,500		5,923
06 Printing and binding				3,000		806
07 Other contractual services				16,000		90,076
08 Supplies and materials				12,300		28,400
09 Equipment				1,400		5,337
10 Lands and structures				\$1,989,408		14,017,835
Total other obligations				14,111,430		28,001,759
Grand total obligations				1,989,408		14,311,452
28,661,586						
Transferred to—						
"General administration, Office of Administrator of Civil Aeronautics"				+83,000		+186,140
"Development of landing areas for national defense, Office of Administrator of Civil Aeronautics (Federal Works Agency, Works Progress Administration)"						-187,000
Received by transfer from "Development of landing areas for national defense, Office of Administrator of Civil Aeronautics (transfer to War)"				-3,700,000		
Reappropriation of prior year balance for 1945						-46,344,586
Reappropriation of 1945 balance for 1946				-17,683,860		+17,683,860
Reappropriation of 1946 balance for 1947				-1,989,408		
Estimated savings, unobligated balance				5,000,000		
Total estimate or appropriation						
<b>BY PROJECTS OR FUNCTIONS</b>						
1. Administrative expenses, airport service				\$289,417		\$903,324
2. Construction projects				\$1,989,408		14,022,035
27,758,262						
Grand total obligations				1,989,408		14,311,452
28,661,586						
Adjustments (see objects schedule for detail)				-1,989,408		-14,311,452
Total estimate or appropriation						

**Construction of Cafeteria, Washington National Airport, Office of Administrator of Civil Aeronautics—**

[Construction of cafeteria, Washington National Airport: For the construction of a cafeteria at the Washington National Airport, \$156,000, to remain available until expended.] (Act of July 5, 1945, Public Law 132.)

Appropriated 1946, \$156,000

10 Lands and structures: Obligations—1946, \$156,000.

**Construction, Washington National Airport, Office of Administrator of Civil Aeronautics—**

[Construction, Washington National Airport: For an extension to the Terminal Building, construction of four hangars, extension to boilerhouse, and acquisition of land necessary for and planning of an access road to the airport, \$3,998,000, to remain available until expended.] (Act of Dec. 28, 1945, Public Law 269.)

Appropriated 1946, \$3,998,000

By objects	Obligations		
	Estimate, 1947	Estimate, 1946	Actual, 1945
10 Lands and structures	\$248,000	\$3,750,000	
1946 balance available in 1947	-248,000	+248,000	
Total estimate or appropriation		3,998,000	

**Expenses of Liquidation, War Training Service, Office of Administrator of Civil Aeronautics—**

By objects	Obligations		
	Estimate, 1947	Estimate, 1946	Actual, 1945
01 Personal services (net)			\$283,603
<b>OTHER OBLIGATIONS</b>			
02 Travel			18,870
03 Transportation of things			8,537
04 Communication services			6,135
05 Rents and utility services			3,498
07 Other contractual services			24,015
08 Supplies and materials			18,215
09 Equipment			791
Total other obligations			80,061
Grand total obligations			363,664
Received by transfer from "Civilian pilot training, Office of Administrator of Civil Aeronautics"			-560,000
Estimated savings, unobligated balance			196,336
Total estimate or appropriation			

**Emergency Fund for the President, National Defense (Allotment to Commerce, Office of Administrator of Civil Aeronautics)—**

By objects	Obligations		
	Estimate, 1947	Estimate, 1946	Actual, 1945
01 Personal services (net)			\$6,510
<b>OTHER OBLIGATIONS</b>			
02 Travel			2,765
04 Communication services			282
07 Other contractual services			3,682
08 Supplies and materials			464
09 Equipment			1,841
10 Lands and structures		\$4,861	180,330
Total other obligations		4,861	189,364
Grand total obligations		4,861	195,874
Prior year balance available in 1945			-385,537
1945 balance available in 1946		-4,861	+4,861
Transferred to "Emergency fund for the President, national defense"			+184,802
Total estimate or appropriation			



OFFICE OF ADMINISTRATOR OF CIVIL AERONAUTICS—  
Continued

Development of Civil Landing Areas, Office of Administrator of Civil Aeronautics—

By objects	Obligations		
	Estimate, 1947	Estimate, 1946	Actual, 1945
01 Personal services (net)		\$350,600	\$99,638
OTHER OBLIGATIONS			
02 Travel		25,000	11,721
07 Other contractual services		97,134	2,584
08 Supplies and materials		25,000	2,770
09 Equipment		14,000	3,690
10 Lands and structures		8,783,633	335,795
Total other obligations		8,944,767	356,560
Grand total obligations		9,294,767	426,198
Prior year balance available in 1945			-9,870,965
1945 balance available in 1946		-9,444,767	+9,444,767
Estimated savings, unobligated balance		150,000	
Total estimate or appropriation			

Working Fund, Commerce, Office of Administrator of Civil Aeronautics—

By objects	Obligations		
	Estimate, 1947	Estimate, 1946	Actual, 1945
01 Personal services (net)		\$7,500,000	\$6,113,685
OTHER OBLIGATIONS			
02 Travel		350,000	334,373
03 Transportation of things		50,000	48,899
04 Communication services		100,000	98,013
05 Rents and utility services		190,000	94,323
06 Printing and binding		3,000	1,600
07 Other contractual services		200,000	186,111
08 Supplies and materials		500,000	301,522
09 Equipment		350,000	169,861
10 Lands and structures		2,000,000	541,585
Total other obligations		3,653,000	1,774,287
Grand total obligations		11,153,000	7,887,972
Prior year balance available in 1945			-17,800,685
1945 balance available in 1946		-9,497,089	+9,497,089
Advanced from—			
Navy Department:			
"Maintenance, Bureau of Ships"		-2,716,581	-2,687,261

By objects	Obligations		
	Estimate, 1947	Estimate, 1946	Actual, 1945
Advanced from—Continued			
Navy Department—Continued			
"Aviation, Navy"			
"Pay and allowances, Coast Guard"		- \$4,000	-\$224,652
"Public works, Bureau of Yards and Docks"		-6,360	-25,440
"Contingent and miscellaneous expenses, Hydrographic Office"		-8,500	-159,210
"Increase and replacement of Navy vessels"		-239,638	-27,300
"War Department"			-5,500
"Air Corps, Army"		-2,213,770	-3,071,846
"Finance Service, Army"			-38,587
"Engineer Service, Army"		-7,500	-995,047
"Signal Service of the Army"		-179,933	
"Air Technical Service Command"		-15,600	
Public Buildings Administration: "Salaries and expenses, public buildings and grounds in the District of Columbia and adjacent area, Public Buildings Administration"		-50,000	-107,000
Weather Bureau, Department of Commerce: "Salaries and expenses, Weather Bureau"		-325	-21,882
Reconstruction Finance Corporation: "Surplus war property"		-7,350	-265,062
Transferred to—			
Navy Department:			
"Instruction, Navy"			+1,115,000
"Naval Reserve"			+5,290,000
War Department:			
"Signal Service of the Army"			+189,020
"Construction of buildings, utilities, and appurtenances at military posts"			+20,664
"Quartermaster Service"			+573,674
Office of Emergency Management: "Salaries and expenses"			+17,565
Office of Administrator of Civil Aeronautics: "General administration"			+686,469
Estimated savings, unobligated balance		3,793,646	332,019
Total estimate or appropriation			

The foregoing appropriations under the Office of Administrator of Civil Aeronautics shall be available for the purchase and exchange of lawbooks, books of reference, atlases, maps, and periodicals; traveling expenses; salaries and traveling expenses of employees detailed to attend courses of training conducted by the Government or other agencies serving aviation; and the purchase, cleaning, and repair of special wearing apparel (including skis and snowshoes). (Act of May 21, 1945, Public Law 61.)

Total, Office of Administrator of Civil Aeronautics, annual appropriations, general account:  
Estimate 1947, \$69,508,000      Appropriated 1946, \$51,090,000

Statement of proposed expenditures for purchase, maintenance, repair, and operation of passenger-carrying vehicles and aircraft for the fiscal year ending June 30, 1947

OFFICE OF ADMINISTRATOR OF CIVIL AERONAUTICS

Appropriation	Vehicles (motor unless otherwise indicated) or aircraft to be purchased		Old vehicles or aircraft to be exchanged		Net cost of vehicles or aircraft to be purchased	Old vehicles or aircraft still to be used	Total maintenance, repair, and operation, all vehicles or aircraft	Public purpose and users
	Number	Gross cost	Number	Allowance (estimated)				
General administration, Office of Administrator of Civil Aeronautics.	8	\$8,000			\$8,000	8	\$5,440	To be used by the Administrator, the deputy administrator, administrative officials, and service directors on business with other Government agencies in and around Washington and regional field offices.
Maintenance and operation of air navigation facilities, Office of Administrator of Civil Aeronautics.	34	34,000	13	\$3,900	30,100	239	95,550	Used by superintendents of airways and staffs for maintenance and inspection work on Federal airways, communications stations, air traffic control centers, and airport traffic control towers throughout the field service.
Technical development, Office of Administrator of Civil Aeronautics.	2	2,000			2,000	1	1,080	Used by technical personnel in connection with operating the civil aeronautics experimental station at Indianapolis.
Enforcement of safety regulations, Office of Administrator of Civil Aeronautics.	44	44,000	17	5,100	38,900	194	\$3,300	Used by inspection, maintenance, and engineering personnel for inspection work throughout the field service.
Maintenance and operation, Washington National Airport, Office of Administrator of Civil Aeronautics.	2	2,000			2,000	2	1,400	These cars are to be used to transport personnel between the airport and Washington offices of the Civil Aeronautics Administration to carry receipts to the Treasury and for administrative surveys and tours of the airport grounds.
Airport advisory service, Office of Administrator of Civil Aeronautics.						40	14,060	For use by all airport advisory engineers in field work for site investigations and inspections and advisory services.
Maintenance and operation of aircraft, Office of Administrator of Civil Aeronautics.						231	2,053,000	Used by aeronautical and air carrier inspectors, patrol pilots, and staff of Civil Aeronautics Administration in connection with inspection or airline operations, examination of applicants for pilots' licenses, and checking of air navigation facilities.
Total	90	90,000	30	9,000	\$1,000	715	2,253,770	

1 Aircraft.



CIVIL AERONAUTICS BOARD

Salaries and Expenses, Civil Aeronautics Board—

Civil Aeronautics Board, salaries and expenses: For necessary expenses of the Civil Aeronautics Board, including personal services in the District of Columbia; traveling expenses; contract stenographic reporting services; fees and mileage of expert and other witnesses; temporary employment of attorneys, examiners, consultants, and experts, and in the case of airplane accidents the employment of temporary guards on a contract or fee basis without regard to section 3709 of the Revised Statutes; salaries and traveling expenses of employees detailed to attend courses of training conducted by the Government or industries serving aviation; expenses of examination of estimates of appropriations in the field; purchase and exchange of lawbooks, books of reference, periodicals, and newspapers; not to exceed \$4,466; \$4,500 for deposit in the general fund of the Treasury, for cost of penalty mail, as required by section 2 of the Act of June 28, 1944 (Public Law 364); purchase of aircraft (not to exceed twelve) and motor-propelled passenger-carrying vehicles (not to exceed six) and hire, operation, maintenance, and repair of same and aircraft; purchase and hire of special wearing apparel and equipment for aviation purposes (including rubber boots, snowshoes, and skis); \$1,675,000; \$2,400,000; and the War and Navy Departments are authorized to transfer to the Civil Aeronautics Board, without payment therefor, not to exceed five aircraft; Provided, That this appropriation shall be available when specifically authorized by the Chairman of the Board, for expenses of attendance at meetings of organizations concerned with aeronautics (not to exceed \$4,000). (49 U. S. C. 401-682; Act of May 21, 1945, Public Law 61.)

Estimate 1947, \$2,400,000

Appropriated 1946, \$1,675,000

By objects	Obligations					
	Estimate, 1947		Estimate, 1946		Actual, 1945	
	Man-years	Total salary	Man-years	Total salary	Man-years	Total salary
<b>PERSONAL SERVICES, DEPARTMENTAL</b>						
Clerical, administrative, and fiscal service:						
Grade 16. In excess of \$9,800:						
Member of the Civil Aeronautics Board	5	\$50,000	4.9	\$49,000	5	\$50,000
Grade 15. Range \$8,750 to \$9,800:						
Economic director	1	8,750	1	8,750	1	8,598
Grade 14. Range \$7,175 to \$8,225:						
Assistant economic director	2	14,350	1.4	10,043	1	6,500
Chief of division	1	7,175	1	7,215	1.2	7,950
Special assistant to the Board (air-line liaison)			0.5	3,585		
Grade 13. Range \$6,230 to \$7,070:						
Secretary	1	6,440	1	6,440	1	5,600
Chief of section	4	25,340	1.4	8,879	1.9	11,631
Liaison consultant			0.3	1,680	1.4	8,112
Executive assistant	1	6,230	1	6,230	1	5,491
Chief of division	2	12,460	1.7	10,591	0.2	1,384
Special assistant to the Board					0.2	1,250
Grade 12. Range \$5,180 to \$6,020:						
Head analyst	8	41,860	3.2	16,906	2.2	10,401
Head accountant and auditor	6	33,340	4.3	25,004	4	20,050
Grade 11. Range \$4,300 to \$5,180:						
Confidential assistant	4	18,900	4	18,080	3.9	15,321
Administrative assistant	1	4,520	1	4,520	1	3,800
Chief of section	1	4,300	0.5	2,150	0.3	1,193
Principal analyst	9	39,050	3.4	15,280	2.5	9,859
Principal accountant and auditor	7	32,320	5.8	26,260	4.4	17,145
Head tariff and service analyst	1	4,300	1	4,520	1	3,800
Special assistant to director	1	4,520	1	4,520	1	3,850
Budget analyst	1	4,300				
Grade 9. Range \$3,640 to \$4,300:						
Senior rate analyst	7	29,112	0.6	2,184	0.8	2,724
Accountant and auditor	10.8	41,726	8.4	33,750	6.8	22,380
Chief of section	2	7,390	2	7,830	1.9	6,270
Assistant chief of section	1	3,640	1	3,640		
Transportation specialist					0.3	1,271
Associate contract examiner	1	3,860	1	3,860	1.8	5,895
Procedural analyst	1	3,640	1	3,640		
Publications officer	1	3,750	1	3,750	0.7	2,320
Associate analyst	7	25,810	3.6	13,764	3	9,700
Confidential clerk					0.1	36
Grade 8. Range \$3,310 to \$3,970:						
Grade 7. Range \$2,980 to \$3,640:						
Grade 6. Range \$2,650 to \$3,310:						
Grade 5. Range \$2,320 to \$2,980:						
Grade 4. Range \$2,100 to \$2,496:						
Grade 3. Range \$1,902 to \$2,298:						
Grade 2. Range \$1,704 to \$2,100:						
Professional service:						
Grade 8. Range \$8,750 to \$9,800:						
General counsel	1	9,275	1	9,275	1	8,437
Safety director	1	9,013	1	9,013	1	8,000
Chief trial examiner	1	8,750	1	8,750	1.3	10,422
Economic adviser	1	8,750	1	8,750		
Grade 7. Range \$7,175 to \$8,225:						
Assistant general counsel	2	14,350	1.8	13,050	1.2	7,899
Assistant safety director	1	7,437	1	7,437	1	6,562
Chief of division	4	30,537	3	23,034	3.2	22,110
Assistant chief examiner	1	7,175	1	7,175	0.9	6,230
Special assistant to the Board					0.6	4,458
Coordinator of international air regulation	1	7,700	1	7,700		

By object	Obligations					
	Estimate, 1947		Estimate, 1946		Actual, 1945	
	Man-years	Total salary	Man-years	Total salary	Man-years	Total salary
<b>PERSONAL SERVICES, DEPARTMENTAL—CON.</b>						
Professional service—Continued						
Grade 6. Range \$8,230 to \$9,070:						
Chief of division	1	\$6,440	1	\$6,440	1	\$5,600
Chief of section	6	37,560	2	12,670	2	11,400
Principal attorney	6	37,280	4	15,287	3.7	21,181
Chief analyst	3	18,900	2.4	17,162	1	5,600
Trial examiner	6	37,280	4	25,130	1.7	9,567
Assistant chief of division	1	6,230	1	6,335	1	5,600
Hearing officer	1	6,230				
Grade 5. Range \$6,180 to \$6,020:						
Maintenance specialist (aircraft)	1	5,180				
Air safety investigator at large	1	5,390				
Economist	1	5,180	1	5,180		
Air safety specialist	3	16,380	3	16,380	3	14,000
Aeronautical engineer	5	26,320	2.8	14,924	1.5	7,347
Principal air transportation economist	1	5,290	1	5,390	1	4,598
Technical assistant	1	5,390	1	5,390	1	4,600
Senior attorney	13	68,600	6.8	36,484	6.2	29,812
Head analyst	6	31,200	2.8	14,819	2.7	12,560
Reports editor and editorial writer	1	5,180	1	5,180	1.1	5,258
Technician	1	5,180				
Grade 4. Range \$4,300 to \$5,180:						
Technical assistant	1	4,740	1	4,300	1	4,094
Aircraft accident analyst	1	4,300	1	4,406	0.7	2,929
Editor	1	4,740	1	4,740	1.3	5,218
Attorney	16	69,460	13.5	59,550	11.8	45,272
Principal analyst	7	30,320	4.5	19,570	1.4	5,526
Transportation economist	1	4,300	0.8	3,440	0.2	781
Technician	1	4,300				
Grade 3. Range \$3,640 to \$4,300:						
Associate attorney	12	44,010	11.2	41,648	8.2	26,722
Associate aircraft accident analyst	1	3,750	1	3,750	1	3,300
Associate analyst	9	32,760	4.8	17,472	1.7	5,718
Air transportation economist	1	3,640	1	3,640	1.3	4,797
Technical assistant	1	3,640	0.8	2,992		
Economist	1	3,640				
Grade 2. Range \$2,980 to \$3,640:						
Grade 1. Range \$2,320 to \$2,980:						
Subprofessional service:						
Grade 7. Range \$2,650 to \$3,310:						
Crafts, protective, and custodial service:						
Grade 4. Range \$1,770 to \$2,166:						
Grade 3. Range \$1,572 to \$1,902:						
Grade 2. Range \$1,440 to \$1,770:						
Total permanent, departmental	511.2	1,795,098	366	1,259,122	254.9	907,572
Temporary employment, departmental						8.5 20,588
W. A. E. employment, departmental	2.5	10,000	2.5	7,198	1.3	11,117
Part-time employment, departmental					1.2	1,565
Overtime pay, departmental					24,502	143,622
All personal services, departmental	513.7	1,776,098	368.5	1,291,122	305.9	1,084,464
<b>PERSONAL SERVICES, FIELD</b>						
Clerical, administrative, and fiscal service:						
Grade 13. Range \$6,230 to \$7,070:						
Assistant to director	1	6,230	0.7	4,361	0.8	4,813
Grade 11. Range \$4,300 to \$5,180:						
Auditor-analyst	2	8,600	1	4,300		
Grade 9. Range \$3,640 to \$4,300:						
Auditor-analyst	1	3,840				
Tariff and service analyst	1	3,640	1	3,677	0.5	1,759
Grade 8. Range \$3,310 to \$3,970:						
Grade 7. Range \$2,980 to \$3,640:						
Grade 6. Range \$2,650 to \$3,310:						
Grade 4. Range \$2,100 to \$2,496:						
Grade 3. Range \$1,902 to \$2,298:						
Grade 2. Range \$1,704 to \$2,100:						
Professional service:						
Grade 7. Range \$7,175 to \$8,225:						
Special assistant to the Board	1	8,225	1	8,225	0.2	1,792
Grade 6. Range \$6,230 to \$7,070:						
Chief of region	8	49,840				
Air carrier investigator	2.7	16,981				
Grade 5. Range \$5,180 to \$6,020:						
Senior air safety investigator	8	43,960	8	43,960	8.6	41,009
Attorney	1	5,180				
Grade 4. Range \$4,300 to \$5,180:						
Air safety investigator	11	49,060	10.5	49,040	10.8	41,724
Total permanent, field	59.2	242,463	36.2	143,450	35.9	117,954
Temporary employment, field	0.7	1,500			0.9	1,912
W. A. E. employment, field	2.2	4,000	1.5	3,500	0.1	575
Overtime pay, field						19,668
Additional pay for foreign service, field					11,123	4,038
All personal services, field	62.1	251,086	37.7	154,115	36.9	144,147
01 Personal services (net)	575.8	2,035,184	406.2	1,445,237	342.8	1,228,611
<b>OTHER OBLIGATIONS</b>						
02 Travel		173,136		149,262		106,721
03 Transportation of things		7,550		3,100		3,899
04 Communication services		18,775		15,575		17,777
Payment for penalty mail		4,560		4,466		2,726
05 Rents and utility services		18,000		13,800		7,355
07 Other contractual services		48,920		27,570		10,159
08 Supplies and materials		61,360		48,375		36,142



**COAST AND GEODETIC SURVEY**

- Coastal Surveys, Coast and Geodetic Survey—**  
Transferred to "Salaries and expenses, field, Coast and Geodetic Survey": 1945, \$612,000.
- Magnetic and Seismological Work, Coast and Geodetic Survey—**  
Transferred to "Salaries and expenses, field, Coast and Geodetic Survey": 1945, \$115,000.
- Geodetic Control Surveys, Coast and Geodetic Survey—**  
Transferred to "Salaries and expenses, field, Coast and Geodetic Survey": 1945, \$470,000.
- Repairs of Vessels, Coast and Geodetic Survey—**  
Transferred to "Salaries and expenses, field, Coast and Geodetic Survey": 1945, \$100,000.
- Pay of Officers and Men, Vessels, Coast and Geodetic Survey—**  
Transferred to "Salaries and expenses, field, Coast and Geodetic Survey": 1945, \$760,000.
- Salaries, Coast and Geodetic Survey—**  
Transferred to "Salaries and expenses, departmental, Coast and Geodetic Survey": 1945, \$1,459,000.
- Office Expenses, Coast and Geodetic Survey—**  
Transferred to "Salaries and expenses, departmental, Coast and Geodetic Survey": 1945, \$447,000.
- Aeronautical Charts, Coast and Geodetic Survey—**

By objects	Obligations		
	Estimate, 1947	Estimate, 1946	Actual, 1945
Transferred to— "Salaries and expenses, departmental, Coast and Geodetic Survey"			+ \$982,985
"Salaries and expenses, field, Coast and Geodetic Survey"			+ 160,015
<b>Total estimate or appropriation</b>			<b>1,150,000</b>

**Salaries and Expenses, Departmental, Coast and Geodetic Survey—**

Salaries and expenses, departmental: For all expenses necessary for the work of the Survey in the District of Columbia, including the compilation of field surveys and other data, the production, purchase, or printing of maps and nautical and aeronautical charts; maintenance of and equipment for an instrument shop and procurement or exchange of woodworking supplies and equipment; motion-picture equipment; chart paper, drafting, photographic, photolithographic, and printing supplies and equipment; newspapers not to exceed \$25; instruments (except surveying instruments); stationery for field stations and parties; travel; and purchase of lawbooks, books of reference, and periodicals; **[\$2,400,000]** \$3,380,000, of which not to exceed **[\$1,806,000]** \$2,876,000 shall be available for personal services. (5 U. S. C. 591, 597; 33 U. S. C. 881-888; Act of May 3, 1945, Public Law 49.)

Estimate 1947, \$3,380,000      Appropriated 1946, \$2,400,000

By objects	Obligations					
	Estimate, 1947		Estimate, 1946		Actual, 1945	
<b>PERSONAL SERVICES, DEPARTMENTAL</b>	Man-years	Total salary	Man-years	Total salary	Man-years	Total salary
Clerical, administrative, and fiscal service: Grade 10. Range \$3,970 to \$4,630: Foreman, press and transfer section Foreman, press room					0.1	\$42
Grade 9. Range \$3,640 to \$4,300: Administrative assistant	1	\$3,640			0.1	42
Chief clerk	1	4,300	1	\$4,300	1	3,775
Foreman, instrument shop	1	3,770	1	3,770	1	3,260
Grade 8. Range \$3,310 to \$3,970	3	10,150	3	10,150	2.3	7,320
Grade 7. Range \$2,980 to \$3,640	3	9,710	3	9,710	4	12,659
Grade 6. Range \$2,650 to \$3,310	5	13,517	4	11,067	3.4	8,306
Grade 5. Range \$2,320 to \$2,980	21	51,540	19	46,663	15.6	34,288
Grade 4. Range \$2,100 to \$2,496	32	70,952	25	55,140	23	44,204
Grade 3. Range \$1,902 to \$2,288	43	82,522	28	55,212	25	43,128
Grade 2. Range \$1,704 to \$2,100	12	21,654	6	10,638	8	12,483
Grade 1. Range \$1,506 to \$1,902	1	1,902	1	1,902	5.1	6,492
<b>Professional service:</b> Grade 6. Range \$6,230 to \$7,070: Chief, chart reproduction branch Chief, instrument division Mathematician Chief, section of gravity and astronomy Assistant chief, division of tides and currents Chief mathematician Chief, section of seismology Chief, research section Chief, section of triangulation	1 1 1 1 1 1 1 1 1	\$6,650 6,650 6,650 6,650 6,650 6,650 6,650 6,440 5,800 6,650	1 1 1 1 1 1 1 1 1	6,650 6,800 6,650 6,650 6,650 6,650 6,650 6,440 5,800 6,650	1 1 1 0.6 1 1 1 1 1 1	6,000 6,000 5,800 3,700 5,800 5,800 5,800 5,800 5,800 6,800

By objects	Obligations					
	Estimate, 1947		Estimate, 1946		Actual, 1945	
<b>PERSONAL SERVICES, DEPARTMENTAL—CON</b>	Man-years	Total salary	Man-years	Total salary	Man-years	Total salary
Professional service—Continued Grade 6. Range \$6,230 to \$7,070—Con. Chief, section of operations Assistant chief, surveys branch Assistant chief, nautical chart branch Cartographic engineer	1 1 1 2	\$6,440 6,440 6,440 12,670	1 1 1 2	\$6,440 6,440 6,440 12,670	1 1 1 2	\$5,800 5,650 5,750 11,405
Grade 5. Range \$5,180 to \$6,020: Chief, section of tide predictions Chief, section of tides Chief, section of currents Chief, chart distribution branch Cartographic engineer	1 1 1 1 4	5,390 5,180 5,180 5,390 22,000	1 1 1 1 4	5,390 5,180 5,180 5,390 21,770	1 0.2 0.2 1 4	4,500 766 766 4,600 19,181
Chief of section of tide investigations Mathematician Chief, section of leveling Lithographer (artistic) Chief, section of geomagnetism	1 6 1 4 1	5,180 34,118 5,600 21,500 5,180	1 6 1 4 1	5,180 34,118 5,600 21,500 5,180	2 9 1 3 0	14,200 14,000 1,800 15,000 1,916
Grade 4. Range \$4,300 to \$5,180: Associate engineer (photogrammetric) Hull draftsman Mathematician Cartographic engineer Lithographer (artistic) Chief, section of datum planes Chief, section of currents Chief, section of tides Mechanical engineer Supervisor Cartographer	0 13 31 8 1 1 1 1 1 1 1 1	3,225 59,015 137,042 37,901 4,740 4,520 4,520 4,520 4,520 4,520 4,520 4,520	0 12 14 6 1 1 1 1 1 1 1 1	3,225 54,405 62,840 26,900 4,740 4,520 4,520 4,520 4,520 4,520 4,520 4,520	1 10 9 3 1 1 1 1 1 1 1 4	3,800 39,342 35,253 11,400 4,103 3,849 3,800 3,849 3,800 7,600 17,409
Grade 3. Range \$3,640 to \$4,390: Lithographer Cartographic engineer Lithographic draftsman Supervisor Librarian Hull draftsman Engineer (photogrammetric) Mechanical engineer (precision instrument) Mathematician	18 49 4 1 0 1 1 5 16	59,833 183,864 16,270 3,640 993 3,860 18,630 61,369	11 25 4 0 0 1 1 5 14	41,800 98,901 15,990 3,350 993 3,860 18,455 53,185	8 25 1 7 1 1 1 17	25,900 82,204 3,350 23,023 3,200 3,475 3,300 3,300 56,791
Grade 2. Range \$2,980 to \$3,640 Grade 1. Range \$2,320 to \$2,980	66 24	203,443 85,382	46 17	149,752 81,720	33 18	90,549 38,335
<b>Subprofessional service:</b> Grade 8. Range \$2,980 to \$3,640 Grade 7. Range \$2,650 to \$3,310 Grade 6. Range \$2,320 to \$2,980 Grade 5. Range \$2,100 to \$2,496	36 56 83 68	109,166 152,416 194,566 144,563	20 36 41 32	60,820 97,986 97,602 69,036	19 31 32 4	53,076 75,237 67,847 48,751
Grade 4. Range \$1,902 to \$2,298 Grade 3. Range \$1,704 to \$2,100 Grade 2. Range \$1,572 to \$1,908 Grade 1. Range \$1,440 to \$1,836	64 7 1 1	122,184 12,060 1,704 1,836	46 7 1 1	88,142 12,060 1,704 1,836	32 20 5 1	55,398 30,484 7,307 1,208
<b>Crafts, protective, and custodial service:</b> Grade 5. Range \$1,968 to \$2,364 Grade 4. Range \$1,770 to \$2,166 Grade 3. Range \$1,572 to \$1,902 Grade 2. Range \$1,440 to \$1,770	1 3 17 3	1,968 5,640 27,912 5,260	1 3 17 3	1,968 5,640 26,340 5,226	0 4 33 4	350 7,412 45,306 5,309
<b>Unclassified (foremen, assistant foremen, shift supervisor, pressman, multicolor pressman, bindery worker, plate printer, process plate maker, transferer, photographer (dry and wet plate), type compositor, press mechanic, negative engraver, copper-plate engraver):</b> Copper-plate engraver Foreman Other	2 2 316	7,308 7,642 728,152	2 2 196	7,308 7,642 437,663	2 2 209	7,308 7,308 458,539
<b>Total permanent, departmental</b>	1,057.7	2,854,663	693.6	1,896,538	708	1,661,814
Overtime pay, departmental				130,668		400,914
Night-work differential, departmental		20,482		36,342		
<b>01 Personal services (net)</b>	1,057.7	2,875,145	693.6	2,063,548	708	2,062,728
<b>OTHER OBLIGATIONS</b>						
02 Travel		1,850		1,850		2,316
03 Transportation of things		1,000		1,000		2,123
04 Communication services		40,600		40,600		51,632
07 Other contractual services		26,100		20,100		61,470
03 Supplies and materials Chart and bond paper		59,515 483,000		115,450 483,000		179,053 760,056
09 Equipment		25,000		16,000		87,496
<b>Total other obligations</b>		631,065		678,000		1,144,146
<b>Grand total obligations</b>		3,506,210		2,741,548		3,206,874
Reimbursements for services performed— Received by transfer from— "Contingent expenses, Department of Commerce" "Salaries, Coast and Geodetic Survey" "Office expenses, Coast and Geodetic Survey" "Aeronautical charts, Coast and Geodetic Survey"		-126,210		-172,548		-314,820
Excess of obligations over appropriation due to Public Law 106				-169,000		
Estimated savings, unobligated balance						9,834
<b>Total estimate or appropriation</b>		<b>3,380,000</b>		<b>2,400,000</b>		

COAST AND GEODETIC SURVEY—Continued

Salaries and Expenses, Departmental, Coast and Geodetic Survey—Continued

By projects or functions	Obligations		
	Estimate, 1947	Estimate, 1946	Actual, 1945
1. Administration.....	\$246,684	\$225,042	\$212,822
2. Coastal surveys.....	54,550	53,414	41,965
3. Tide and current surveys.....	106,364	96,169	72,235
4. Magnetic and seismological surveys.....	87,440	73,168	61,056
5. Geodetic control surveys.....	254,904	232,484	166,597
6. Nautical chart and topographic map production.....	1,690,624	1,203,631	1,085,347
7. Aeronautical chart production.....	939,434	554,424	851,318
8. Work performed for other agencies.....	126,210	172,548	314,820
9. Overtime pay.....		130,608	400,914
Grand total obligations.....	3,506,210	2,741,548	3,206,874
Adjustments (see objects schedule for detail).....	-126,210	-341,548	-3,206,874
Total estimate or appropriation.....	3,380,000	2,400,000	

Salaries and Expenses, Field, Coast and Geodetic Survey—

Salaries and expenses, field: For all expenses necessary to man, equip, repair, and supply vessels and other field units of the Survey engaged in surveys and other operations required for the production of maps, nautical charts, Coast Pilots, tide and current tables, and related publications of all coasts and islands under the jurisdiction of the United States; research in physical hydrography; geodetic surveying operations to provide control for national mapping and for other purposes, magnetic and seismological observations, and the establishment of meridian lines, in the United States and in other regions under the jurisdiction of the United States; gravity surveys in United States territory and adjacent areas; operation of two latitude observatories, including replacement of dwelling at one observatory; field surveys required for the production of aeronautical charts; purchase of plans and specifications of vessels; lease of sites where necessary and the erection of temporary magnetic and seismological buildings; construction of magnetic and seismological observatory and auxiliary buildings at Fairbanks, Alaska; purchase of two motor-propelled station wagons and hire, maintenance, operation, and repair of motor vehicles; operation, maintenance, and repair of an airplane for photographic surveys; special aviation clothing; packing, crating, and transporting personal household effects of commissioned officers when transferred from one official station to another, and of commissioned officers who die on active duty, and funeral expenses of commissioned officers, as authorized by law; extra compensation at not to exceed \$15 per month to each member of the crew of a vessel when assigned duties as bomber or fathometer reader, and at not to exceed \$1 per day for each station to employees of other Federal agencies while observing tides or currents or tending seismographs; and reimbursement, under rules prescribed by the Secretary, of officers of the Coast and Geodetic Survey for food, clothing, medicines, and other supplies furnished for the temporary relief of distressed persons in remote localities and to shipwrecked persons temporarily provided for by them (not to exceed a total of \$500); [\$3,180,000, of which \$10,000 shall be immediately available] \$4,775,000. (5 U. S. C. 591, 597; 33 U. S. C. 881-888; Act of May 3, 1945, Public Law 49.)

Estimate 1947, \$4,775,000      Appropriated 1946, \$3,180,000

By objects	Obligations					
	Estimate, 1947	Estimate, 1946	Actual, 1945			
<b>PERSONAL SERVICES, FIELD</b>	Man-years	Total salary	Man-years	Total salary	Man-years	Total salary
Clerical, administrative, and fiscal service:						
Grade 5. Range \$2,320 to \$2,980.....	4	\$9,456	3	\$7,070	2.6	\$5,128
Grade 4. Range \$2,100 to \$2,496.....	17.6	37,510	14	30,237	5.7	10,599
Grade 3. Range \$1,992 to \$2,298.....	7	13,380	10	19,218	2	3,313
Grade 2. Range \$1,704 to \$2,100.....	1	1,734	7	11,958		
Grade 1. Range \$1,506 to \$1,902.....					0.8	959
Professional service:						
Grade 6. Range \$6,230 to \$7,070.....	1	7,070	1	7,070	1	6,400
Electrical engineer.....	1	6,230				
Chief, seismological field party.....			1	5,390	0.5	2,400
Grade 5. Range \$5,180 to \$6,020.....						
Chief, seismological field party.....	1	5,600	1	5,600		
Mathematician.....	1	5,180	1	5,180		
Electrical engineer.....	3	15,540	2	10,780	1	5,000
Geodetic engineer.....	2	10,366	1	5,600		
Cartographic engineer.....	1	5,180				
Photogrammetric engineer.....	1	5,180				
Geophysicist.....	1	5,180				
Grade 4. Range \$4,300 to \$5,180:						
Electrical engineer.....	1	4,300	1	4,300	0.6	2,132
Mathematician.....	3	12,900	2	8,600		

By objects	Obligations						
	Estimate, 1947	Estimate, 1946	Actual, 1945				
<b>PERSONAL SERVICES, FIELD—continued</b>	Man-years	Total salary	Man-years	Total salary	Man-years	Total salary	
Professional service—Continued							
Grade 4. Range \$4,300 to \$5,180—Con.							
Geophysicist.....	3	\$13,560	3	\$12,900	2.9	\$10,925	
Geodetic engineer.....	3	12,900	2	8,600			
Cartographic engineer.....	2	8,825	3	12,465	2.4	9,352	
Flight check observer.....	1	4,300	1	4,300			
Grade 3. Range \$3,640 to \$4,300:							
Mathematician.....	3	10,920	1	3,640			
Cartographic engineer.....	4	14,786	4	14,750	2.4	8,014	
Electrical engineer.....	1	3,646			0.4	1,494	
Photogrammetric engineer.....	4	14,560	4	14,800	0.8	2,516	
Geodetic engineer.....	10	36,406	9	32,760	4.6	15,180	
Geophysicist.....	5	18,970	4	14,890	4.4	13,868	
Flight check observer.....	2	7,250	2	7,280	0.7	2,263	
Nautical scientist.....	1	3,750	1	3,750	1	3,200	
Grade 2. Range \$2,980 to \$3,640.....	58.7	176,780	43	129,126	23.8	62,982	
Grade 1. Range \$2,320 to \$2,980.....	32	74,710	30	69,970	4.7	10,766	
Subprofessional service:							
Grade 8. Range \$2,980 to \$3,640.....	8	24,170	9	27,790	7.1	18,162	
Grade 7. Range \$2,650 to \$3,310.....	39.6	105,717	35.8	95,357	22.8	52,772	
Grade 6. Range \$2,320 to \$2,980.....	99.8	231,568	91.4	212,430	45.6	95,863	
Grade 5. Range \$2,100 to \$2,496.....	111	233,120	105.4	224,387	50	92,081	
Grade 4. Range \$1,992 to \$2,298.....	96	182,688	109.8	208,819	13.7	22,833	
Grade 3. Range \$1,704 to \$2,100.....	36	61,507	40	68,327	11.6	17,091	
Grade 2. Range \$1,572 to \$1,986.....			5.4	8,559	1.1	1,554	
Crafts, protective, and custodial service:							
Grade 8. Range \$2,540 to \$3,200.....	1	2,650	1	2,650	1	2,200	
Grade 3. Range \$1,572 to \$1,992.....	1	1,572	1	1,572	0.6	40	
Unclassified:							
Chief engineers (marine), surgeons, mates, and deck officers.....	21	67,500	6	30,000	6.1	29,690	
Total permanent, field.....	557.7	1,451,487	555.8	1,330,146	221.3	508,774	
Temporary employment, field.....	602.5	1,346,921	356.8	782,445	304.4	656,915	
Part-time employment, field.....		7.6	16,474	6.9	14,853	6.9	13,507
W. A. E. employment, field.....		1.5	2,806	0.6	840	1.7	1,171
\$1-per-year employment, field.....		18	18	18	16	16	
Overtime pay, field.....				53,300		104,593	
Night-work differential, field.....				23,600			
Additional pay for foreign service, field.....				7,870		4,871	
All personal services, field.....	1,217.3	2,902,470	968.1	2,222,062	550.3	1,289,847	
Deduct quarters and subsistence furnished.....		3,470		2,300		2,211	
01 Personal services (net).....	1,217.3	2,899,000	968.1	2,220,662	550.3	1,287,636	
<b>OTHER OBLIGATIONS</b>							
02 Travel.....		437,320		405,437		234,862	
03 Transportation of things.....		57,177		49,002		27,081	
04 Communication services.....		8,470		6,726		4,265	
05 Rents and utility services.....		68,642		60,742		40,442	
07 Other contractual services.....		137,890		108,710		99,623	
Repairs of vessels.....		129,000		94,099		54,800	
Rations, crews of vessels.....		169,750		97,560		85,651	
08 Supplies and materials.....		487,746		330,562		235,285	
09 Equipment.....		298,305		139,059		149,159	
10 Lands and structures.....		81,700					
Total other obligations.....		1,876,006		1,292,638		931,168	
Grand total obligations.....		4,775,000		3,513,300		2,218,804	
Reimbursements for services performed.....				-75,300		-13,548	
Received by transfer from—							
“Aeronautical charts, Coast and Geodetic Survey”.....						-160,015	
“Coastal surveys, Coast and Geodetic Survey”.....						-612,000	
“Magnetic and seismological work, Coast and Geodetic Survey”.....						-115,000	
“Geodetic control surveys, Coast and Geodetic Survey”.....						-470,000	
“Repairs of vessels, Coast and Geodetic Survey”.....						-100,000	
“Pay of officers and men, vessels, Coast and Geodetic Survey”.....						-760,000	
Excess of obligations over appropriation due to Public Law 106.....				-258,000			
Estimated savings, unobligated balance.....						11,759	
Total estimate or appropriation.....		4,775,000		3,180,000			
<b>BY PROJECTS OR FUNCTIONS</b>							
1. Coastal surveys.....		\$2,704,400		\$4,720,315		\$1,404,970	
2. Tide and current surveys.....		59,209		23,110		20,597	
3. Magnetic observations and surveys.....		207,100		94,558		75,474	
4. Seismological field work.....		50,500		26,080		26,297	
5. Geodetic control surveys.....		1,494,700		1,299,687		423,122	
6. Aeronautical charting surveys.....		205,800		205,800		150,203	
7. Work performed for other agencies.....				75,300		13,548	
8. Overtime pay.....		53,300		68,450		104,593	
Grand total obligations.....		4,775,000		3,513,300		2,218,804	
Adjustments (see objects schedule for detail).....				-333,300		-2,218,804	
Total estimate or appropriation.....		4,775,000		3,180,000			

**Pay and Allowances, Commissioned Officers, Coast and Geodetic Survey—**

Pay, commissioned officers: For pay and allowances prescribed by law for not to exceed one hundred and seventy-one commissioned officers on the active list and of officers retired in accordance with existing law, including payment of six months' death gratuity as authorized by law, [SS70,000] \$1,100,000. (5 U. S. C. 591, 597; 33 U. S. C. 851-871, 881-888; Act of May 3, 1945, Public Law 49.)

Estimate 1947, \$1,100,000                      Appropriated 1946, \$870,000

By objects	Obligations					
	Estimate, 1947		Estimate, 1946		Actual, 1945	
	Man-years	Total salary	Man-years	Total salary	Man-years	Total salary
Director (relative rank, chief of bureau, Navy).....	1	\$8,000	1	\$8,000	1	\$8,000
Assistant director (relative rank, rear admiral, Navy).....	1	6,000	1	6,000	1	6,000
Hydrographic and geodetic engineer: (Relative rank, captain, Navy).....	7	42,000	7	42,000	7	42,000
(Relative rank, commander, Navy).....	14	76,601	14	83,920	14	83,336
(Relative rank, lieutenant commander, Navy).....	60	249,145	60	230,200	60	269,482
(Relative rank, lieutenant, Navy).....	50	175,215	68	213,880	69	239,417
Junior hydrographic and geodetic engineer (relative rank, lieutenant, junior grade, Navy).....	31	68,710	13	29,770	8	16,875
Aide (relative rank, ensign, Navy).....	7	13,500	23	45,425	28	55,400
Total permanent positions.....	171	639,171	185	659,195	188	720,510
Add allowances for quarters and subsistence, act June 6, 1942.....		316,911		317,505		350,175
Add foreign and sea pay, act June 16, 1942.....		27,518		21,000		19,877
Total pay and allowances.....		983,600		997,700		1,090,562
Deduct for officers transferred to War and Navy Departments.....			39	206,300	69	365,106
Net permanent active list.....	171	983,600	146	791,400	119	725,456
Pay and allowances of retired officers recalled to active duty.....			2	16,850	3	23,853
01 Personal services (net).....	171	983,600	148	808,250	122	749,309
<b>OTHER OBLIGATIONS</b>						
12 Pensions, annuities, and insurance losses:						
Pay of retired officers.....		116,400		61,750		30,444
Pay and allowances for captured commissioned officers.....						27,347
6 months' death gratuity.....						4,182
Total other obligations.....		116,400		61,750		61,973
Grand total obligations.....		1,100,000		870,000		811,282
Estimated savings, unobligated balance.....						8,718
Total estimate or appropriation.....		1,100,000		870,000		820,000
<b>BY PROJECTS OR FUNCTIONS</b>						
1. Administrative.....		\$31,202		\$28,102		\$33,053
2. Chart production.....		35,224		38,032		40,865
3. Hydrographic and topographic surveys.....		749,348		589,637		556,714
4. Geodetic surveys.....		137,817		105,620		95,690
5. Tides and current surveys.....		7,951		7,951		7,851
6. Geomagnetism and seismology.....		22,058		22,058		22,902
7. Retired officers:						
On active duty.....				16,850		23,853
On inactive list.....		116,400		61,750		30,444
Grand total obligations.....		1,100,000		870,000		811,282
Estimated savings, unobligated balance.....						8,718
Total estimate or appropriation.....		1,100,000		870,000		820,000

Not to exceed \$650 of the appropriations herein made for the Coast and Geodetic Survey shall be available for expenses of attendance at meetings concerned with the work of the Coast and Geodetic Survey when incurred on the written authority of the Secretary.

The foregoing appropriations for the Coast and Geodetic Survey shall be available for the pay of missing or captured civilian or commissioned personnel of the Coast and Geodetic Survey under the Act of March 7, 1942, as amended (50 U. S. C. App. 1001), and for the six months' death gratuity, regardless of the fiscal year during which such obligations accrued; the purchase of special clothing for protection of employees while engaged in their official duties; not to exceed \$2,500 for the payment of part-time or intermittent employment in the District of Columbia, or elsewhere, of such architects, engineers, scientists, and technicians as may be contracted for by the Secretary, at a rate of pay not exceeding \$25 per diem for any person so employed; and not to exceed \$10,000 for special geodetic surveys in regions subject to earthquakes. (Act of May 21, 1945, Public Law 61.)

**Working Fund, Commerce, Coast and Geodetic Survey—**

By objects	Obligations					
	Estimate, 1947		Estimate, 1946		Actual, 1945	
	Man-years	Total salary	Man-years	Total salary	Man-years	Total salary
<i>Coastal, magnetic, and geodetic surveys and chart production for other Federal agencies</i>						
<b>PERSONAL SERVICES, DEPARTMENTAL</b>						
Clerical, administrative, and fiscal service:						
Grade 7. Range \$2,980 to \$3,640.....					0.1	\$347
Grade 6. Range \$2,650 to \$3,310.....					0.1	83
Grade 5. Range \$2,320 to \$2,980.....			1	\$2,132	3	6,021
Grade 4. Range \$2,100 to \$2,496.....			2.1	4,056	6	10,987
Grade 3. Range \$1,902 to \$2,298.....			10.9	19,223	32.7	52,963
Grade 2. Range \$1,704 to \$2,100.....			2.5	4,046	7.2	10,512
Grade 1. Range \$1,506 to \$1,902.....					0.1	162
Professional service:						
Grade 6. Range \$6,230 to \$7,070.....					0.4	2,093
Cartographic engineer.....					2.4	10,539
Grade 5. Range \$5,180 to \$6,020.....			0.7	3,271		
Cartographic engineer.....					2.3	9,037
Grade 4. Range \$4,300 to \$5,180.....			0.9	3,625	0.5	2,057
Cartographic engineer.....						
Mathematician.....						
Grade 3. Range \$3,640 to \$4,300.....			4.3	14,516	15.8	50,705
Associate cartographic engineer.....			6.2	17,153	23.7	61,371
Grade 2. Range \$2,980 to \$3,640.....	1.2	\$3,632	3.8	8,119	15	30,348
Grade 1. Range \$2,320 to \$2,980.....						
Subprofessional service:						
Grade 8. Range \$2,980 to \$3,640.....			4	11,092	17.3	45,160
Grade 7. Range \$2,650 to \$3,310.....			30.7	74,819	31.7	73,013
Grade 6. Range \$2,320 to \$2,980.....			16.3	34,890	53.6	107,297
Grade 5. Range \$2,100 to \$2,496.....			15.3	29,567	53.5	96,458
Grade 4. Range \$1,902 to \$2,298.....			16.7	29,193	48.7	78,920
Grade 3. Range \$1,704 to \$2,100.....			9	14,082	21.7	31,349
Grade 2. Range \$1,572 to \$1,968.....					6.7	8,546
Grade 1. Range \$1,440 to \$1,836.....					0.7	769
Crafts, protective, and custodial service:						
Grade 4. Range \$1,770 to \$2,166.....					1.4	2,095
Grade 3. Range \$1,572 to \$1,968.....					6.6	8,689
Grade 2. Range \$1,440 to \$1,770.....					4.6	5,544
Unclassified foreman, assistant foreman, shift supervisor, pressman, multicolor pressman, bindery worker, plate printer, process plate maker, transferer, photographer (dry and wet plate), type compositor, press mechanic, negative engraver, copperplate engraver).....			20.7	41,163	52.7	122,084
Total permanent, departmental.....	1.2	3,632	145.1	313,947	408.6	827,310
Overtime pay, departmental.....				21,629		161,898
Night-work differential, departmental.....				6,018		
All personal services, departmental.....	1.2	3,632	145.1	341,594	408.5	989,217
<b>PERSONAL SERVICES, FIELD</b>						
Clerical, administrative, and fiscal service:						
Grade 4. Range \$2,100 to \$2,496.....	0.4	790	2	3,754	4.1	7,375
Grade 3. Range \$1,902 to \$2,298.....	0.1	149	1.3	2,185	6.3	10,062
Grade 2. Range \$1,704 to \$2,100.....					0.1	248
Professional service:						
Grade 4. Range \$4,300 to \$5,180.....			0.8	3,633	2.2	8,898
Chief, seismological party.....					3.3	12,027
Grade 3. Range \$3,640 to \$4,300.....						
Supervisor, New York aeronautical chart compilation unit.....					0.3	1,004
Supervisor, Baltimore aeronautical chart compilation unit.....					0.4	884
Supervisor, Tampa aeronautical chart compilation unit.....					3.5	12,222
Associate geophysicist.....			0.5	2,010	3.1	10,665
Associate geodetic engineer.....					3.3	10,683
Grade 2. Range \$2,980 to \$3,640.....					5	13,651
Grade 1. Range \$2,320 to \$2,980.....						5.5
Subprofessional service:						
Grade 8. Range \$2,980 to \$3,640.....			1.3	4,116	6.1	15,983
Grade 7. Range \$2,650 to \$3,310.....			4.7	11,295	16.8	38,960
Grade 6. Range \$2,320 to \$2,980.....			13.3	28,542	43	87,244
Grade 5. Range \$2,100 to \$2,496.....			19	57,885	76.5	140,153
Grade 4. Range \$1,902 to \$2,298.....			38.4	68,896	62.8	103,431
Grade 3. Range \$1,704 to \$2,100.....			14.4	22,562	43.4	62,746
Grade 2. Range \$1,572 to \$1,968.....			5.6	8,296	17.2	22,718
Crafts, protective, and custodial service:						
Grade 4. Range \$2,364 to \$2,870.....					0.9	1,925
Grade 4. Range \$1,770 to \$2,166.....					1.9	2,955
Grade 2. Range \$1,440 to \$1,770.....					0.8	910
Total permanent, field.....	1.8	6,582	115.2	253,851	303.1	559,676
Temporary employees, field.....	0.1	166	0.1	496	1.3	2,117
Overtime pay, field.....				21,452		119,987
All personal services, field.....	1.9	6,748	115.3	275,799	304.4	681,780
01 Personal services (net).....	3.1	10,380	260.4	617,393	712.9	1,671,027
<b>OTHER OBLIGATIONS</b>						
02 Travel.....		778		3,049		76,231
03 Transportation of things.....		110		326		6,698
04 Communication services.....		17		226		931
05 Rents and utility services.....		85		22,044		21,278
07 Other contractual services.....		666		23,706		136,212
08 Supplies and materials.....		701		32,537		77,828
Chart paper.....				15,636		269,854

**COAST AND GEODETIC SURVEY—Continued**  
**Working Fund, Commerce, Coast and Geodetic Survey—Con.**

By objects	Obligations		
	Estimate, 1947	Estimate, 1946	Actual, 1945
<i>Coastal, magnetic, and geodetic surveys and chart production for other Federal agencies—Continued</i>			
OTHER OBLIGATIONS—continued			
09 Equipment.....	\$563	\$15,321	\$18,626
Total other obligations.....	2,920	112,845	607,658
Grand total obligations.....	13,300	730,238	2,278,685
Advanced from—			
War Department.....		-699,388	-2,211,690
Navy Department.....		-5,000	-27,253
Department of the Interior.....	-13,300	-23,900	-12,823
Department of Commerce:			
Office of Administrator of Civil Aeronautics.....			-26,065
Weather Bureau.....		-1,950	-854
Total estimate or appropriation.....			

By projects or functions	Obligations		
	Estimate, 1947	Estimate, 1946	Actual, 1945
1. Coastal surveys.....		\$17,300	\$56,581
2. Magnetic and seismological work.....	\$13,300	16,650	12,957
3. Geodetic control surveys.....		16,750	245,986
4. Publication of aeronautical charts.....		658,186	1,814,355
5. Tidal compilation.....			25,819
6. Overtime pay.....		21,452	119,987
Grand total obligations.....	13,300	730,238	2,278,685
Adjustments (see objects schedule for detail).....	-13,300	-730,238	-2,278,685
Total estimate or appropriation.....			

Total, Coast and Geodetic Survey, annual appropriations, general account:  
Estimate 1947, **\$9,255,000**      Appropriated 1946, **\$6,450,000**

*Statement of proposed expenditures for purchase, maintenance, repair, and operation of passenger-carrying vehicles for the fiscal year ending June 30, 1947*

**COAST AND GEODETIC SURVEY**

Appropriation	Vehicles (motor unless otherwise indicated) to be purchased		Old vehicles to be exchanged		Net cost of vehicles to be purchased	Old vehicles still to be used	Total maintenance, repair, and operation, all vehicles	Public purpose and users
	Number	Gross cost	Number	Allowance (estimated)				
Salaries and expenses, field.....	2	\$2,100			\$2,100	11	\$2,700	3 vehicles are used by magnetic observers for transportation of instruments and equipment for magnetic field surveys in Puerto Rico and eastern United States; 1 vehicle is for the use of field parties in conducting geodetic surveys; and 9 station wagons are used by supervisors of district offices and chiefs of field parties for field inspections and transportation of necessary personnel.

**BUREAU OF FOREIGN AND DOMESTIC COMMERCE**

**Salaries and Expenses, Bureau of Foreign and Domestic Commerce—**

Departmental salaries and expenses: For personal services (not to exceed **[\$1,860,000] \$4,707,000**) and other necessary expenses of the Bureau of Foreign and Domestic Commerce at the seat of government in performing the duties imposed by law or in pursuance of law; travel; newspapers (not exceeding \$1,500), periodicals, and books of reference; [fees and mileage of witnesses,] and other contingent expenses in the District of Columbia; **[\$1,980,000] \$5,170,000**: *Provided*, That expenses, except printing and binding, of field studies or surveys conducted by departmental personnel of the Bureau shall be payable from the amount herein appropriated.

[Departmental salaries and expenses: For an additional amount for "Departmental salaries and expenses", fiscal year 1946, including the objects specified under this head in the Department of Commerce Appropriation Act, 1946, \$75,000, and the limitation on the amount which may be expended for personal services is hereby increased from "\$1,860,000" to "\$1,929,250".] (*5 U. S. C. 591, 596-597; 15 U. S. C. 171; Act of May 21, 1945, Public Law 61; Act of July 5, 1945, Public Law 132.*)

Estimate 1947, \* **\$5,170,000**      Appropriated 1946, **\$2,055,000**

\*Excludes \$16,141 transferred to "Field office service, Bureau of Foreign and Domestic Commerce." For comparative purposes the amounts provided for 1945 and 1946 are shown in the schedule as transfers.

By objects	Obligations		
	Estimate, 1947	Estimate, 1946	Actual, 1945
PERSONAL SERVICES, DEPARTMENTAL			
Professional service:			
Grade 8. Range \$8,750 to \$9,800:			
Director.....	1 \$9,800	1 \$9,800	1 \$8,125
Consultant.....	1 8,750	1 8,750	
Economic analyst.....	9 78,750		
Chief of division.....	1 8,750		
Chief of unit.....	1 8,750		

By objects	Obligations		
	Estimate, 1947	Estimate, 1946	Actual, 1945
PERSONAL SERVICES, DEPARTMENTAL—con.			
Professional service—Continued			
Grade 7. Range \$7,175 to \$8,225:			
Assistant director.....	1 \$7,175	1 \$7,175	0.5 \$2,962
Chief of division.....	17 123,287	4 30,012	3.7 25,615
Chief of unit.....	15 108,412	11 79,712	8.3 53,256
Technical assistant to director.....	1 7,175		
Assistant chief of division.....	1 7,175		
Liaison officer.....	1 7,175	1 7,175	
Expert, small business.....			0.2 1,238
Economic analyst.....	22.7		0.3
		162,969	2,167
Grade 6. Range \$6,230 to \$7,070:			
Chief of unit.....	20 128,590	20 128,590	16 94,316
Counselor-trainer.....	1 6,230		
Liaison representative.....	1 6,230		
Economic analyst.....	89.3	18	15.4
		113,610	88,385
Chief of section.....	4 24,920		
Research analyst.....	7 43,610		
Small-business analyst.....			0.1 404
Assistant liaison officer.....	1 6,230	1 6,230	
Engineer.....	3 18,690		
Economist.....	1 6,230		
Tax analyst.....	1 6,230		
Economic geographer.....	2 12,460		
Legal analyst.....	1 6,230	1 6,230	0.3 400
Legal economist.....	1 6,230	1 6,230	0.6 3,313
Special writers.....	1 6,230		
Business consultant.....	2 12,460		
Grade 5. Range \$5,180 to \$6,020:			
Chief of unit.....	2 10,570	2 10,570	2 9,250
Legal economist.....	1 5,180	1 5,180	1 4,600
Business specialist.....	2 10,360		
Legal analyst.....	1 5,180	1 5,180	0.5 2,198
Assistant chief of section.....	1 5,180		
Administrative assistant.....	1 5,180		
Economic analyst.....	111 576,895	36 189,347	22.3 104,836
Economist.....	1 5,180	1 5,180	0.3 1,725
Finance analyst.....	1 5,180		
Research analyst.....	2 10,360		
Statistical analyst.....	3 15,540	2 10,360	0.8 3,616
Research consultant.....	1 5,180	1 5,180	0.1 332
Grade 4. Range \$4,300 to \$5,180:			
Attorney.....	1 4,740	1 4,740	1 4,200



By objects	Obligations					
	Estimate, 1947		Estimate, 1946		Actual, 1945	
	Man-years	Total salary	Man-years	Total salary	Man-years	Total salary
<b>PERSONAL SERVICES, DEPARTMENTAL—CON.</b>						
<b>Professional service—Continued</b>						
Grade 4. Range \$4,300 to \$5,180—Con.						
Draftsman-cartographer	1	\$4,300				
Economic analyst	71	307,720	35	\$153,420	20.8	\$81,885
Legal analyst	1	4,300			0.4	1,668
Economic editor	1	4,520	1	4,520	0.3	1,167
International editor	1	5,180	1	5,180	0.3	1,342
Industrial editor	1	4,520	1	4,520	0.3	1,158
Grade 3. Range \$3,640 to \$4,300:						
Draftsman	1	3,640				
Economic analyst	94	345,790	65	241,230	32.6	107,032
Statistician	3	10,920	3	10,920		
Industrial editor					0.1	400
International editor					0.1	400
Special writer	2	7,280				
Legal analyst	2	7,280				
Research fellows	6	21,540				
Grade 2. Range \$2,980 to \$3,640	84	252,960	67	203,300	25.3	66,881
Grade 1. Range \$2,320 to \$2,980	67	157,640	36	\$5,720	10.6	21,827
<b>Clerical, administrative, and fiscal service:</b>						
Grade 14. Range \$7,175 to \$8,225:						
Assistant director	1	7,175	1	7,175	1	6,500
Chief of division	1	7,175	1	7,175	1	6,500
Grade 13. Range \$6,230 to \$7,070:						
Chief of unit	1	6,230	1	6,230	1	5,738
Chief of section	2	12,460				
Grade 12. Range \$5,180 to \$6,020:						
Chief of section	1	5,180				
Business specialist	5	26,740	2	11,200	2	10,060
Printing technician	1	5,180				
Grade 11. Range \$4,300 to \$5,180:						
Administrative officer	1	4,300	1	4,300	1	3,800
Business specialist	7	31,400	3	14,440	3	12,650
Grade 10. Range \$3,970 to \$4,630:						
Accounting officer	1	4,630	1	4,630	1	4,100
Chief of section	1	4,080	1	4,080	1	3,575
Grade 9. Range \$3,640 to \$4,300:						
Business specialist	4	15,220	2	7,940	2	7,000
Personnel officer	1	3,970	1	3,970	1	3,475
Administrative assistant	1	3,640				
Chief of section	1	3,640			0.2	533
Statistical analyst	1	3,750	1	3,750	1	3,225
Visual information specialist	1	3,640	1	3,640		
Grade 8. Range \$3,310 to \$3,970:						
Grade 7. Range \$2,980 to \$3,640:	46	138,510	24	73,450	13.4	36,310
Grade 6. Range \$2,650 to \$3,310:	17	47,800	10	29,910	7	19,075
Grade 5. Range \$2,320 to \$2,980:	144	343,100	73	178,380	52.3	111,232
Grade 4. Range \$2,100 to \$2,496:	222	473,724	118	256,324	72.4	196,898
Grade 3. Range \$1,902 to \$2,298:	149	289,602	85	168,874	33.3	58,922
Grade 2. Range \$1,704 to \$2,100:	24	41,160	19	32,640	4.9	7,209
Grade 1. Range \$1,506 to \$1,902:	2	3,408	2	3,408	2	2,850
<b>Subprofessional service:</b>						
Grade 7. Range \$2,650 to \$3,310:						
Grade 6. Range \$2,320 to \$2,980:						
Grade 5. Range \$2,100 to \$2,496:						
Grade 4. Range \$1,902 to \$2,298:						
Grade 3. Range \$1,704 to \$2,100:						
Grade 2. Range \$1,506 to \$1,902:						
Total permanent, departmental	1,323	4,707,000	677	2,197,699	381.4	1,161,629
Overtime pay, departmental						196,876
01 Personal services (net)	1,323	4,707,000	677	2,225,791	381.4	1,358,505
<b>OTHER OBLIGATIONS</b>						
02 Travel		236,500		15,500		13,532
03 Transportation of things		1,500		500		116
04 Communication services		32,260		15,750		15,083
<b>07 Other contractual services:</b>						
Repairs and alterations		2,500		1,500		740
Duplicating		64,000		52,335		57,044
Tabulating		52,000		32,000		73,367
Photostating		7,000		3,500		3,513
All other		1,000		1,000		915
08 Supplies and materials		20,440		10,252		10,713
09 Equipment		45,800		5,907		2,730
Total other obligations		463,000		138,244		177,753
Grand total obligations		5,170,000		2,364,035		1,536,258
Reimbursements for services performed				-50,030		-28,591
Transferred to "Field office services, Bureau of Foreign and Domestic Commerce"				+15,995		+16,662
Received by transfer from "Contingent expenses, Department of Commerce"						-19,440
Net total obligations		5,170,000		2,330,000		1,504,889
Excess of obligations over appropriation due to Public Law 106				-275,000		
Estimated savings, unobligated balance						45,111
Total estimate or appropriation		5,170,000		2,055,000		1,550,000
<b>BY PROJECTS OR FUNCTIONS</b>						
1. Office of the director		\$54,995		\$43,826		\$30,576
2. Division of commercial and economic information		356,575		189,046		130,326
3. Division of industrial economy		1,321,558		583,952		316,336
4. Division of international economy		1,221,590		669,184		286,043

By projects or functions	Obligations		
	Estimate, 1947	Estimate, 1946	Actual, 1945
5. Division of research and statistics	\$739,324	\$283,975	\$258,161
6. Division of small business	480,981	68,806	54,921
7. Distribution division	256,404	55,756	89,806
8. Construction division	345,109	81,664	
9. Industrial relations	41,498		
10. Administrative and service units	195,030	161,199	106,098
11. Foreign service division (chaisson)	93,609	42,070	22,034
12. Detached units	60,127	56,375	45,081
13. Overtime pay		28,092	196,876
Grand total obligations	5,170,000	2,364,035	1,536,258
Adjustments (see objects schedule for details)		-309,035	+13,742
Total estimate or appropriation	5,170,000	2,055,000	1,550,000

**Field Office Service, Bureau of Foreign and Domestic Commerce—**  
 Field office service: For salaries [not to exceed \$395,000], travel and all other expenses necessary to operate and maintain regional, district, and cooperative branch offices for the collection and dissemination of information useful in the development and improvement of commerce throughout the United States and its possessions, including [foreign and domestic] newspapers (not exceeding [\$300] \$2,500), periodicals, and books of reference, [\$445,000] and not to exceed \$190,000 for personal services in the District of Columbia, \$6,500,000. (5 U. S. C. 591, 596-597; 15 U. S. C. 171; Act of May 21, 1945, Public Law 51.)

Estimate 1947. \* \$6,500,000      Appropriated 1946, \$445,000  
 \* Includes \$16,141 transferred from "Salaries and expenses, Bureau of Foreign and Domestic Commerce." For comparative purposes the amounts shown in the schedule for 1945 and 1946 are shown in the schedule as transfers.

By objects	Obligations					
	Estimate, 1947		Estimate, 1946		Actual, 1945	
	Man-years	Total salary	Man-years	Total salary	Man-years	Total salary
<b>PERSONAL SERVICES, DEPARTMENTAL</b>						
<b>Clerical, administrative, and fiscal service:</b>						
Grade 15. Range \$8,750 to \$9,800:						
Director	1	\$8,750				
Grade 14. Range \$7,175 to \$8,225:						
Director			1	\$7,175	1	\$6,356
Deputy director	2	14,350				
Executive officer	1	7,175				
Economic analyst	1	7,175				
Grade 13. Range \$6,230 to \$7,070:						
Commercial agent	1	6,230				
Business specialist	2	12,460				
Economic analyst	1	6,230				
Administrative liaison officer	1	6,230				
Grade 12. Range \$5,180 to \$6,020:						
Procedures analyst	1	5,180				
Grade 9. Range \$3,640 to \$4,300:						
Administrative assistant	1	2,980	1	3,640	0.7	2,329
Grade 7. Range \$2,980 to \$3,640:						
Grade 5. Range \$2,320 to \$2,980:	5	11,600	1	2,320	1	2,000
Grade 4. Range \$2,100 to \$2,496:	5	10,500	1	2,166	1	1,860
<b>Professional service:</b>						
Grade 7. Range \$7,175 to \$8,225:						
Deputy director	1	7,175				
Grade 6. Range \$6,230 to \$7,070:						
Industrial engineer	2	12,460				
Marketing analyst	1	6,230				
Grade 3. Range \$3,640 to \$4,300:						
Librarian	1	3,640				
Total permanent, departmental	27	128,365	4	15,301	3.7	12,545
Overtime pay, departmental				146		2,026
All personal services, departmental	27	128,365	4	15,447	3.7	14,571
<b>PERSONAL SERVICES, FIELD</b>						
<b>Clerical, administrative, and fiscal service:</b>						
Grade 15. Range \$8,750 to \$9,800:						
Regional director	12	105,000				
Grade 14. Range \$7,175 to \$8,225:						
Deputy regional director	9	64,575				
District manager	16.5	118,387				
Division chief	18	129,150				
Grade 13. Range \$6,230 to \$7,070:						
Regional manager			8	52,620	8	48,150
Regional manager at large			1	7,070	0.2	1,458
District manager	39.8	247,642	4	25,140	2.6	14,451
Commercial agent	16.5	102,795				
Business specialist	16.5	102,795				
Assistant division chief	18	112,140				
Executive officer	12	74,760				
Grade 12. Range \$5,180 to \$6,020:						
Regional manager			3	16,360	2	9,800
District manager			4	21,990	4.9	24,181
Assistant regional manager			2	10,360	0.1	383





By objects	Obligations					
	Estimate, 1947		Estimate, 1946		Actual, 1945	
<i>For compilation and analysis of basic statistical data—Continued</i>						
PERSONAL SERVICES, FIELD—continued						
Clerical, administrative, and fiscal service—Continued	Man-years	Total salary	Man-years	Total salary	Man-years	Total salary
Grade 2. Range \$1,704 to \$2,100					3 4	\$1,974
Total permanent, field					32 8	67,801
Overtime pay, field						13,896
All personal services, field					32 8	81,697
01 Personal services (net)			47	\$126,780	324 7	\$77,302
OTHER OBLIGATIONS						
02 Travel						1,747
03 Transportation of things						16
04 Communication services						6,224
07 Other contractual services:						
Duplicating						2,550
Photostating						1,800
Repairs to equipment						471
Tabulating statistical data						9,700
08 Supplies and materials						3,224
Total other obligations						25,741
Grand total obligations			126,780		903,103	
Reimbursement for services performed						-8,712
Advanced from—						
Foreign Economic Administration			-121,000			-873,602
Office of Price Administration			-5,780			-20,739
Total estimate or appropriation						
BY PROJECTS OR FUNCTIONS						
1. Division of commercial and economic information						\$18,291
2. Division of industrial economy			\$53,342			291,742
3. Division of international economy			68,332			380,100
4. Administrative and service units						14,442
5. Field service						70,441
6. Overtime pay			5,106			143,084
Grand total obligations			126,780		903,103	
Adjustments (see objects schedule for detail)			-126,780			-903,103
Total estimate or appropriation						

Total, Bureau of Foreign and Domestic Commerce, annual appropriations, general account:

Estimate 1947, **\$11,670,000** Appropriated 1946, **\$2,500,000**

Trust account:

Special Statistical Work, Bureau of Foreign and Domestic Commerce—

This fund is derived from persons, firms, and corporations requesting special statistical compilations relating to foreign trade, domestic trade, and other economic matters falling within the province of the Bureau of Foreign and Domestic Commerce. (15 U. S. C. 189, 189a.)

Estimate 1947, **\$8,450** Appropriated 1946, **\$1,500**  
Revised 1946, **\$15,576**

By objects	Obligations		
	Estimate, 1947	Estimate, 1946	Actual, 1945
PERSONAL SERVICES, DEPARTMENTAL			
01 Personal services (net)	\$6,900	\$6,900	\$6,310
OTHER OBLIGATIONS			
02 Travel	1,150	1,150	1,138
04 Communication services	400	400	475
07 Other contractual services			338
13 Refunds, awards, and indemnities		7,314	664
Total other obligations	1,550	8,864	2,615
Grand total obligations	8,450	15,764	8,925
Prior year funds available in 1945			-9,113
1945 funds available in 1946		-188	+188
Total estimate or appropriation	8,450	15,576	

**PATENT OFFICE**

Salaries, Patent Office—

Salaries: For personal services in the District of Columbia and elsewhere, **[\$4,100,000] \$4,800,000.** (5 U. S. C. 602; 35 U. S. C. 1-20, 2-22; 44 U. S. C. 284; 59 Stat. 192; Act of May 21, 1945, Public Law 61.)

Estimate 1947, **\$4,800,000** Appropriated 1946, **\$4,100,000**

By objects	Obligations						
	Estimate, 1947		Estimate, 1946		Actual, 1945		
PERSONAL SERVICES, DEPARTMENTAL							
Clerical, administrative, and fiscal service	Man-years	Total salary	Man-years	Total salary	Man-years	Total salary	
Grade 14. Range \$7,175 to \$8,225							
Executive officer	1	\$7,175	0 7	\$4,775			
Grade 13. Range \$6,230 to \$7,070							
Personnel officer	1	6,230	0 7	4,150			
Management analyst	1	6,230	0 7	4,150			
Budget officer	1	6,230	0 7	4,150			
Confidential assistant to Commissioner	1	7,070	1	7,014	1	\$6,200	
Grade 11. Range \$4,300 to \$5,180							
Management analyst	2	8,600	1 4	5,728			
Budget analyst	1	4,300	0 5	2,150			
Grade 10. Range \$3,970 to \$4,630							
Junior administrative officer	2	8,930	3	12,900	2	7,750	
Grade 9. Range \$3,640 to \$4,300							
Senior administrative assistant	3	12,130	4	15,660	3	10,325	
Grade 8. Range \$3,310 to \$3,970							
Administrative assistant	6	22,610	6	22,280	6	19,549	
Grade 7. Range \$2,980 to \$3,640							
Grade 6. Range \$2,650 to \$3,310	12	35,540	13	37,010	10 6	29,462	
Grade 5. Range \$2,320 to \$2,980	31	82,150	33	85,360	30	66,563	
Grade 4. Range \$2,000 to \$2,496	166		167		147 5		
Grade 3. Range \$1,902 to \$2,298	177	381,157	170	380,004	157 4	283,676	
Grade 2. Range \$1,704 to \$2,100	177	360,216	179	340,998	146 6	265,913	
Grade 1. Range \$1,506 to \$1,902	26	319,956	38	325,416		213,528	
Professional service						27 2	37,800
Grade 8. Range \$8,750 to \$9,800							
Commissioner of Patents	1	9,800	1	9,350	1 3	11,625	
Expert consultant					0 1	261	
Grade 7. Range \$7,175 to \$8,225							
Assistant commissioner of patents	3	23,625	3	23,625	3	21,500	
Examiner in chief	9	64,575	7	50,225	7	45,351	
Solicitor	1	7,700	1	7,700	1	6,750	
Grade 6. Range \$6,230 to \$7,070							
Supervisory patent examiner	1	6,650	1	6,650	2 4	14,210	
Law examiner	4	26,180	4	26,180	4	23,500	
Chief clerk	1	7,070	1	7,070	1	6,400	
Patent examiner (chief)	74	497,140	71	477,456	70	412,058	
Trade-mark examiner (chief)	1	6,860	1	6,804	1	6,000	
Grade 5. Range \$5,180 to \$6,020							
Patent examiner (assistant chief)	160	854,430	118	656,316	68	327,946	
Trade-mark examiner (assistant chief)	1	5,390	1	5,390	1	4,800	
Librarian	1	6,020	1	5,907	1	5,200	
Grade 4. Range \$4,300 to \$5,180							
Patent examiner	161		180		198 7		
Design examiner	2	732,672	2	839,641		800,628	
Reviewing examiner of trade-marks	2	9,040	2	9,040	2	8,000	
Grade 3. Range \$3,640 to \$4,300	1	4,960	1	4,901	1	4,200	
Patent examiner	51		58		72 3		
Trade-mark and design examiner	18	197,364	18	226,200	17	237,418	
Chief draftsman	1	70,910	1	70,555	1	57,025	
Grade 2. Range \$2,980 to \$3,640	160	479,347	86	257,139	0 8	2,462	
Grade 1. Range \$2,320 to \$2,980	67	159,279	34	79,220	59	157,075	
Subprofessional service						41 6	84,328
Grade 8. Range \$2,980 to \$3,640	1	3,090	1	2,950	0 6	1,496	
Grade 7. Range \$2,650 to \$3,310	2	6,180	2	6,180	2 5	6,419	
Grade 6. Range \$2,320 to \$2,980	4	9,720	5	11,600	1 6	3,434	
Grade 5. Range \$2,000 to \$2,496	5	10,902	3	6,498	6 4	11,825	
Grade 4. Range \$1,902 to \$2,298	1	1,968	2	3,822	2	3,957	
Grade 3. Range \$1,704 to \$2,100	3	5,376	4	6,882	2 8	3,799	
Grade 2. Range \$1,572 to \$1,968	1	1,638			1	1,883	
Crafts, protective, and custodial service							
Grade 7. Range \$2,364 to \$2,870	2	5,058	2	5,040	2	4,245	
Grade 6. Range \$2,106 to \$2,562	1	2,298	1	2,248	1	1,875	
Grade 5. Range \$1,908 to \$2,364	2	4,134	2	4,116	2	3,415	
Grade 4. Range \$1,770 to \$2,166	2	3,804	2	3,786	1 5	2,080	
Grade 3. Range \$1,572 to \$1,962	137	224,280	137	221,587	117	151,916	
Grade 2. Range \$1,440 to \$1,770	4	5,892	1	1,506	4	4,350	
Total permanent, departmental	1,500		1,380 7		1,240 1		
Overtime pay		4,800,000		4,400,000		3,404,356	
				100,000		588,454	
01 Personal services (net)		4,800,000		4,500,000		3,992,810	
Excess of obligations over appropriation due to Public Law 106				-400,000			
Estimated savings, nonobligated balance						13,390	
Total estimate or appropriation		4,800,000		4,100,000		4,006,200	

**Photolithographing, Patent Office—**

Photolithographing: For producing copies of weekly issue of drawings of patents and designs; reproduction of copies of drawings and specifications of exhausted patents, designs, trade-marks, and other papers, such other papers when reproduced for sale to be sold at not less than cost plus 10 per centum; reproduction of foreign patent drawings; photo prints of pending application drawings; and photostat and photographic supplies and dry mounts, **[\$275,000] \$350,000.** Provided, That the headings of the drawings for patented cases may be multigraphed in the Patent Office for the purpose of photolithography. (5 U. S. C. 602; 35 U. S. C. 1-20, 2-22; 44 U. S. C. 284; 59 Stat. 192; Act of May 21, 1945, Public Law 61.)

Estimate 1947, **\$350,000** Appropriated 1946, **\$275,000**

PATENT OFFICE—Continued

Photolithographing, Patent Office—Continued

By objects	Obligations		
	Estimate, 1947	Estimate, 1946	Actual, 1945
03 Transportation of things.....	\$500	\$500	-----
07 Other contractual services:			
Photolithographing.....	287,500	216,600	\$243,611
Photographic printing.....	16,000	14,000	15,365
Advertising and publication of notices.....	500	500	255
08 Supplies and materials:			
Photo supplies.....	35,500	33,400	34,784
Dry mounting tissue.....	10,000	10,000	9,000
Grand total obligations.....	350,000	275,000	303,015
Estimated savings, unobligated balance.....	-----	-----	1,985
Total estimate or appropriation.....	350,000	275,000	305,000

Miscellaneous Expenses, Patent Office—

Miscellaneous expenses: For purchase and exchange of law, professional, and other reference books and publications and scientific books; expenses of transporting publications of patents issued by the Patent Office to foreign governments; directories, furniture, filing cases; maintenance, operation, and repair of passenger-carrying automobiles; for investigating the question of public use or sale of inventions for one year or more prior to filing applications for patents, and such other questions arising in connection with applications for patents and the prior art as may be deemed necessary by the Commissioner of Patents; for expense attending defense of suits instituted against the Commissioner of Patents; for travel, including not to exceed \$500 for attendance at meetings concerned with the work of the Patent Office, when incurred on the written authority of the Secretary; and for other contingent and miscellaneous expenses of the Patent Office; **[\$125,000]** \$77,000. (5 U. S. C. 602; 35 U. S. C. 1-20, 2-22; 46 Stat. 155; 59 Stat. 192; Act of May 21, 1945, Public Law 61.)

Estimate 1947, \$77,000

Appropriated 1946, \$125,000

By objects	Obligations		
	Estimate, 1947	Estimate, 1946	Actual, 1945
02 Travel.....	\$12,420	\$1,700	\$1,296
03 Transportation of things.....	4,280	12,500	1,128
04 Communication services.....	14,000	14,000	10,422
07 Other contractual services.....	3,500	2,000	3,649
08 Supplies and materials.....	14,780	21,400	16,234
09 Equipment.....	28,020	28,400	34,885
Grand total obligations.....	77,000	80,000	67,614
Estimated savings, unobligated balance.....	-----	45,000	54,886
Total estimate or appropriation.....	77,000	125,000	122,500

Printing and Binding, Patent Office—

Printing and binding: For printing the weekly issue of patents, designs, trade-marks, exclusive of illustrations; and for printing, engraving illustrations, and binding the Official Gazette, including weekly and annual indices, \$740,000; for miscellaneous printing and binding, \$60,000; in all, \$800,000. (5 U. S. C. 602; 35 U. S. C.

1-20, 2-22; 44 U. S. C. 283-284; 59 Stat. 192; Act of May 21, 1945, Public Law 61.)

Estimate 1947, \$800,000

Appropriated 1946, \$800,000

By objects	Obligations		
	Estimate, 1947	Estimate, 1946	Actual, 1945
06 Printing and binding:			
Specifications.....	\$635,000	\$635,000	\$541,601
Official Gazette.....	90,000	90,000	75,730
Indexes.....	15,000	15,000	9,575
Miscellaneous.....	60,000	60,000	51,217
Grand total obligations.....	800,000	800,000	678,123
Estimated savings, unobligated balance.....	-----	-----	71,877
Total estimate or appropriation.....	800,000	800,000	750,000

Total, Patent Office, annual appropriations, general account:

Estimate 1947, \$6,027,000

Appropriated 1946, \$5,300,000

Trust account:

Unearned Fees, Patent Office (Trust Fund)—

For the refundment of money paid to the Commissioner of Patents by mistake or in excess of the fees required by law. (48 Stat. 1232.)

Estimate 1947, \$30,000

Appropriated 1946, \$30,000

By objects	Obligations		
	Estimate, 1947	Estimate, 1946	Actual, 1945
13 Refunds, awards, and indemnities.....	\$30,000	\$30,000	\$18,220
Prior year balance available in 1945.....	-----	-----	-5,402
Unexpended balance.....	-----	-----	7,182
Total estimate or appropriation.....	30,000	30,000	20,000

Working Fund, Commerce, Patent Office (Alien Property Custodian)—

By objects	Obligations		
	Estimate, 1947	Estimate, 1946	Actual, 1945
<i>Furnishing copies of applications, etc.</i>			
01 Personal services (net).....			\$380
OTHER OBLIGATIONS			
07 Other contractual services.....		\$5,000	1,100
08 Supplies and materials.....		1,198	-----
Total other obligations.....		6,198	1,100
Grand total obligations.....		6,198	1,480
Received by transfer from "Alien Property Custodian".....			-5,000
Prior year balance available in 1945.....			-2,678
1945 balance available in 1946.....		-6,198	+6,198
Total estimate or appropriation.....			-----

Statement of proposed expenditures for purchase, maintenance, repair, and operation of passenger-carrying vehicles for the fiscal year ending June 30, 1947

PATENT OFFICE

Appropriation	Vehicles (motor unless otherwise indicated) to be purchased		Old vehicles to be exchanged		Net cost of vehicles to be purchased	Old vehicles still to be used	Total maintenance, repair, and operation, all vehicles	Public purpose and users
	Number	Gross cost	Number	Allowance (estimated)				
Miscellaneous expenses.....						2	\$2,800	Because the examining force and parts of other divisions of the Patent Office were transferred to Richmond, Va., a passenger service between the 2 offices was inaugurated. The passenger cars are used for the Commissioner and chiefs of divisions, parts of their functions being located in both cities; also for the examining personnel in Richmond when searches in the scientific library and the Congressional Library for pertinent information in connection with the examination of applications for patents must be secured.

NATIONAL BUREAU OF STANDARDS

Salaries and expenses: For all salaries and expenses necessary in carrying out the provisions of the Act establishing the National Bureau of Standards, approved March 3, 1901 (5 U. S. C. 591, 597; 15 U. S. C. 271-278), and of Acts supplementary thereto affecting the functions of the Bureau and specifically including the functions as set forth under the Bureau of Standards in the "Department of Commerce Appropriation Act, 1935", including personal services in the District of Columbia; rental of laboratories in the field, building of temporary experimental structures, communication service, transportation service; travel, including not to exceed \$4,500 for expenses of attendance at meetings of organizations concerned with standardization or research in science, when incurred on the written authority of the Secretary; streetcar fares not exceeding \$100, expenses of the visiting committee, compensation and expenses of medical officers of the Public Health Service detailed to the National Bureau of Standards for the purpose of maintaining a first-aid station and making clinical observations; compiling and disseminating scientific and technical data; demonstrating the results of the Bureau's work by exhibits or otherwise as may be deemed most effective; purchases of supplies, materials, stationery, electric power, fuel for heat, light, and power, and accessories of all kinds needed in the work of the Bureau, including supplies for office, laboratory, shop, and plant, and cleaning and toilet supplies, gloves, goggles, rubber boots and aprons; purchase, repair, and cleaning of uniforms for guards; operation, maintenance, and repair of a passenger automobile; purchases of equipment of all kinds, including its repair and exchange; periodicals and reference books, including their exchange; purchase of newspapers (not to exceed \$25); and translation of technical articles: (5 U. S. C. 591, 597; 15 U. S. C. 271-282; 59 Stat. 193; Act of May 21, 1945, Public Law 61.)

Operation and Administration, National Bureau of Standards—

Operation and administration: For the general operation and administration of the Bureau; improvement and care of the grounds; plant equipment; necessary repairs and alterations to buildings; [\$465,000] \$655,000. (5 U. S. C. 591, 597; 15 U. S. C. 271-282; 59 Stat. 193; Act of May 21, 1945, Public Law 61.)

Estimate 1947, \$655,000                      Appropriated 1946, \$465,000

By objects	Obligations					
	Estimate, 1947		Estimate, 1946		Actual, 1945	
	Man-years	Total salary	Man-years	Total salary	Man-years	Total salary
<b>PERSONAL SERVICES, DEPARTMENTAL</b>						
Clerical, administrative, and fiscal service:						
Grade 14. Range \$7,175 to \$8,225:						
Executive officer	1	\$7,175				
Grade 13. Range \$6,230 to \$7,070:						
Assistant to the director	1	6,650	1	\$6,650		
Chief of division	1	6,230				
Grade 11. Range \$4,300 to \$5,180:						
Personnel officer	1	4,740	1	4,575	0.9	\$3,250
Budget officer	1	4,520	1	4,410	1	3,800
Administrative analyst	1	4,300				
Grade 10. Range \$3,970 to \$4,630:						
Editor	1	4,080	1	4,007	0.8	2,844
Purchase officer	1	4,300	1	4,300	0.8	3,056
Grade 9. Range \$3,640 to \$4,300:						
Administrative assistant	2	7,500	2	7,427	2.3	7,657
Editor					0.2	637
Grade 8. Range \$3,310 to \$3,970:					0.4	1,169
Grade 7. Range \$2,980 to \$3,640:	4	12,910	4	12,781	4.3	11,881
Grade 6. Range \$2,650 to \$3,310:	5	14,130	2	6,180	2	5,281
Grade 5. Range \$2,320 to \$2,980:	8	20,080	7	17,549	4.4	9,597
Grade 4. Range \$2,100 to \$2,496:	1	2,100			0.2	338
Grade 3. Range \$1,902 to \$2,298:	6	12,270	6	12,226	4.2	7,525
Grade 2. Range \$1,704 to \$2,100:	2	3,738	2	3,738	1	1,740
Professional service:						
Grade 8. Range \$8,750 to \$9,800:						
Director	1	9,800	1	9,800	1	9,000
Grade 7. Range \$7,175 to \$8,225:						
Assistant director	3	21,525				
Grade 5. Range \$5,180 to \$6,020:						
Chief of division	2	11,830	2	11,725	2	10,400
Medical officer	1	5,180	1	5,180	1	4,600
Grade 4. Range \$4,300 to \$5,180:						
Librarian	1	4,520	1	4,465	1	3,800
Design engineer	1	4,300				
Grade 3. Range \$3,640 to \$4,300:						
Associate mechanical engineer	1	4,080	1	3,998	1	3,477
Chief glassblower	1	3,750	1	3,750	0.8	2,452
Grade 2. Range \$2,980 to \$3,640:	2	6,070	1	3,060	1	2,600
Grade 1. Range \$2,320 to \$2,980:	1	2,430	1	2,430	1	2,000
Subprofessional service:						
Grade 8. Range \$2,980 to \$3,640:	1	3,640	1	3,613	1	3,077
Grade 7. Range \$2,650 to \$3,310:	4	11,810	4	11,672	4.3	10,685
Grade 6. Range \$2,320 to \$2,980:	5	12,040	4	9,637	3	6,135
Grade 5. Range \$2,100 to \$2,496:					0.5	938
Grade 4. Range \$1,902 to \$2,298:	2	4,002	2	3,986	1.5	2,470
Grade 3. Range \$1,704 to \$2,100:	1	1,770	1	1,754	0.4	575
Crafts, protective, and custodial service:						
Grade 10. Range \$2,980 to \$3,640:	2	6,510	2	6,510	1.1	4,392
Grade 9. Range \$2,650 to \$3,310:	3	8,720	3	8,720	1.4	3,710

By objects	Obligations					
	Estimate, 1947		Estimate, 1946		Actual, 1945	
	Man-years	Total salary	Man-years	Total salary	Man-years	Total salary
<b>PERSONAL SERVICES, DEPARTMENTAL—cont.</b>						
Crafts, protective, and custodial service—Continued						
Grade 8. Range \$2,540 to \$3,200	4	\$11,260	4	\$11,232	2.3	\$5,717
Grade 7. Range \$2,364 to \$2,870	30	73,238	29	70,775	22.6	47,713
Grade 6. Range \$2,166 to \$2,562	19	42,240	30	65,600	9.4	17,713
Grade 5. Range \$1,968 to \$2,364	5	10,236	5	10,236	5.7	9,657
Grade 4. Range \$1,770 to \$2,166	5	9,774	4	7,893	29.1	45,603
Grade 3. Range \$1,572 to \$1,968	30	49,590	30	49,166	30	41,302
Grade 2. Range \$1,440 to \$1,770	24	37,562	24	37,089	19.1	24,466
Total permanent, departmental	185	470,600	180	426,164	162.7	321,295
Temporary employment, departmental	1	1,440	1	1,440	0.2	100
Overtime pay, departmental				10,589		65,582
Night-work differential, departmental		4,309		4,309		
01 Personal services (net)	186	476,409	181	442,562	162.9	386,977
<b>OTHER OBLIGATIONS</b>						
02 Travel		2,000		1,000		449
03 Transportation of things		850		700		469
04 Communication services		5,970		5,570		5,009
05 Rents and utility services		40,850		11,600		13,200
07 Other contractual services		10,370		7,000		29,310
08 Supplies and materials		44,000		38,568		51,898
09 Equipment		38,051		33,000		28,106
10 Lands and structures		36,500				3,090
Total other obligations		178,591		97,438		131,531
Grand total obligations		655,000		540,000		518,508
Received by transfer from "Contingent expenses, Department of Commerce"						-772
Net total obligations		655,000		540,000		517,736
Excess of obligations over appropriation due to Public Law 106				-75,000		
Estimated savings, unobligated balance						264
Total estimate or appropriation		655,000		465,000		518,000
<b>BY PROJECTS OR FUNCTIONS</b>						
1. General administration		\$187,000		\$126,937		\$102,133
2. Operation and care of plant, buildings, and grounds		352,000		333,059		287,654
3. Shop supervisory and equipment		116,000		69,415		63,139
4. Overtime pay				10,589		65,582
Grand total obligations		655,000		540,000		518,508
Adjustments (see objects schedule for detail)				-75,000		-508
Total estimate or appropriation		655,000		465,000		518,000

Testing, Inspection, and Information Service, National Bureau of Standards—

Testing, inspection, and information service: For calibrating and certifying measuring instruments, apparatus, and standards in terms of the national standards; the preparation and distribution of standard materials; the broadcasting of radio signals of standard frequency; the testing of equipment, materials, and supplies in connection with Government purchases; the improvement of methods of testing; advisory services to governmental agencies on scientific and technical matters; and supplying available information to the public, upon request, in the field of physics, chemistry, and engineering: [\$1,125,000] \$2,100,000. (5 U. S. C. 591, 597; 15 U. S. C. 271-282; 59 Stat. 193; Act of May 21, 1945, Public Law 61.)

Estimate 1947, \$2,100,000                      Appropriated 1946, \$1,125,000

By objects	Obligations					
	Estimate, 1947		Estimate, 1946		Actual, 1945	
	Man-years	Total salary	Man-years	Total salary	Man-years	Total salary
<b>PERSONAL SERVICES, DEPARTMENTAL</b>						
Clerical, administrative, and fiscal service:						
Grade 13. Range \$6,230 to \$7,070:						
Assistant to the director					0.8	\$4,471
Grade 12. Range \$5,180 to \$6,020:						
Administrative officer	0.5	\$2,580				
Grade 7. Range \$2,980 to \$3,640	3	9,490	2	\$6,494	1.9	5,121
Grade 6. Range \$2,650 to \$3,310	3	8,830	3	8,720	3.9	9,619
Grade 5. Range \$2,320 to \$2,980	10	26,940	9	24,344	7.3	16,522
Grade 4. Range \$2,100 to \$2,496	18	39,912	11	24,920	9.8	18,586
Grade 3. Range \$1,902 to \$2,298	19	37,986	10	20,560	9.5	16,148
Grade 2. Range \$1,704 to \$2,100	4	7,476	2	3,936	3	4,443
Professional service:						
Grade 8. Range \$8,750 to \$9,800:						
Chief of division	1	9,275				
Grade 7. Range \$7,175 to \$8,225:						
Head scientist	1.5	10,762				
Assistant director and chief of division	0.5	4,113	0.5	4,113	1	7,500
Chief of division	2.5	20,037	2.5	19,906	2.9	20,526

NATIONAL BUREAU OF STANDARDS—Continued

Testing, Inspection, and Information Service, National Bureau of Standards—Continued

By objects	Obligations					
	Estimate, 1947		Estimate, 1946		Actual, 1945	
	Man-years	Total salary	Man-years	Total salary	Man-years	Total salary
<b>PERSONAL SERVICES, DEPARTMENTAL—COD.</b>						
Professional service—Continued						
Grade 6. Range \$6,230 to \$7,070:						
Chief of division.....	2	\$14,140	2	\$14,140	1.4	\$8,933
Principal scientist.....	14	89,740	12	77,175	9.8	56,420
Grade 5. Range \$5,180 to \$6,020:						
Senior scientist.....	27	146,080	22	119,445	20.2	98,890
Grade 4. Range \$4,300 to \$5,180:						
Scientist.....	37	164,600	29	129,686	29.2	116,068
Grade 3. Range \$3,640 to \$4,300:						
Associate scientist.....	63	239,990	50	191,292	44.2	145,937
Grade 2. Range \$2,980 to \$3,640:						
.....	69	213,100	54	166,866	51.2	138,087
Grade 1. Range \$2,320 to \$2,980:						
.....	47	118,390	41	103,936	38.7	79,398
Subprofessional service:						
Grade 8. Range \$2,980 to \$3,640:						
.....	9	27,810	2	6,840	4.9	13,758
Grade 7. Range \$2,650 to \$3,310:						
.....	21	57,490	6	17,393	5.7	13,679
Grade 6. Range \$2,320 to \$2,980:						
.....	32	75,340	17	40,273	10.6	22,489
Grade 5. Range \$2,100 to \$2,496:						
.....	52	110,784	24	51,780	19.8	36,589
Grade 4. Range \$1,902 to \$2,298:						
.....	36	69,688	24	46,599	16.4	26,709
Grade 3. Range \$1,704 to \$2,100:						
.....	30	52,836	22	39,050	18.3	27,245
Grade 2. Range \$1,572 to \$1,968:						
.....	2	3,474	2	3,474	1	1,620
Grade 1. Range \$1,440 to \$1,836:						
.....	1	1,440	1	1,440		
Crafts, protective, and custodial service:						
Grade 8. Range \$2,540 to \$3,200:						
.....					0.2	367
Grade 7. Range \$2,364 to \$2,870:						
.....	1	2,430	1	2,375	1.3	2,806
Grade 6. Range \$2,166 to \$2,562:						
.....	1	2,232	1	2,232	2.1	4,006
Grade 5. Range \$1,968 to \$2,364:						
.....					0.6	1,045
Grade 4. Range \$1,770 to \$2,166:						
.....	2	3,540			1.5	2,259
Grade 3. Range \$1,572 to \$1,968:						
.....	9	15,732	7	12,522	7.7	11,316
Grade 2. Range \$1,440 to \$1,770:						
.....	1	1,440			1.8	2,305
Total permanent, departmental.....	519	1,587,987	357	1,139,508	326.7	912,662
Temporary employment, departmental.....	3.6	2,200	3.6	2,200	0.9	540
Part-time employment, departmental.....	1	3,800	1	3,800	1	4,072
Overtime pay, departmental.....						163,385
All personal services, departmental.....	523.6	1,593,987	361.6	1,164,417	328.6	1,080,659
<b>PERSONAL SERVICES, FIELD</b>						
Clerical, administrative, and fiscal service:						
Grade 9. Range \$3,640 to \$4,300:						
Administrative assistant.....	1	3,640	1	3,640	0.2	479
Grade 3. Range \$1,902 to \$2,298:						
.....					0.3	405
Grade 2. Range \$1,704 to \$2,100:						
.....					0.6	906
Professional service:						
Grade 5. Range \$5,180 to \$6,020:						
Senior scientist.....	1	5,390	1	5,390		
Grade 3. Range \$3,640 to \$4,300:						
Associate scientist.....	6	22,170	6	22,170	2.8	9,385
Grade 2. Range \$2,980 to \$3,640:						
.....	9	28,060	9	27,812	3.8	10,408
Grade 1. Range \$2,320 to \$2,980:						
.....	9	22,390	9	22,243	8.6	18,387
Subprofessional service:						
Grade 8. Range \$2,980 to \$3,640:						
.....	1	3,640	1	3,640	1	3,200
Grade 7. Range \$2,650 to \$3,310:						
.....	1	3,200	1	3,172	1	2,677
Grade 6. Range \$2,320 to \$2,980:						
.....	2	4,640	2	4,640	1.3	2,627
Grade 5. Range \$2,100 to \$2,496:						
.....	10	21,726	10	21,660	22.4	41,536
Grade 3. Range \$1,704 to \$2,100:						
.....					0.1	188
Crafts, protective, and custodial service:						
Grade 2. Range \$1,440 to \$1,770:						
.....	1	1,440	1	1,440	1.9	2,311
Total permanent, field.....	41	116,296	41	115,807	44	92,509
Part-time employment, field.....	0.5	850	0.5	850	0.5	723
Overtime pay, field.....						19,948
All personal services, field.....	41.5	117,146	41.5	116,657	44.5	113,180
01 Personal services (net).....	565.1	1,711,133	403.1	1,253,031	373.1	1,193,839
<b>OTHER OBLIGATIONS</b>						
02 Travel.....		35,000		12,000		11,239
03 Transportation of things.....		8,500		4,000		2,616
04 Communication services.....		1,950		1,950		1,774
05 Rents and utility services.....		5,000		5,000		6,229
06 Printing and binding (multilith).....		500		500		
07 Other contractual services.....		287,000		30,000		31,250
08 Supplies and materials.....		143,138		95,000		70,612
09 Equipment.....		107,779		71,519		48,893
Total other obligations.....		588,867		219,969		172,613
Grand total obligations.....	2,300,000		1,503,000		1,366,452	
Reimbursements for services performed.....	-200,000		-200,000		-141,124	
Net total obligations.....	2,100,000		1,303,000		1,225,328	
Excess of obligations over appropriation due to Public Law 106.....					-178,000	
Estimated savings, unobligated balance.....						9,672
Total estimate or appropriation.....	2,100,000		1,125,000		1,235,000	

By projects or functions	Obligations		
	Estimate, 1947	Estimate, 1946	Actual, 1945
1. Testing for the Government.....	\$1,222,000	\$1,086,724	\$877,285
2. Testing for the public.....	298,700	240,132	183,190
3. Information for the Government.....	532,000	92,430	73,587
4. Information for the public.....	247,300	62,848	49,057
5. Overtime pay.....		20,866	193,333
Grand total obligations.....	2,300,000	1,503,000	1,366,452
Adjustments (see objects schedule for detail).....	-200,000	-378,000	-131,452
Total estimate or appropriation.....	2,100,000	1,125,000	1,235,000

Research and Development, National Bureau of Standards—

Research and development: For the maintenance and development of national standards of measurement; the development of improved methods of measurement; the determination of physical constants and the properties of materials; the investigation of mechanisms and structures, including their economy, efficiency, and safety; the study of fluid resistance and the flow of fluids and heat; the investigation of radiation, radioactive substances, and X-rays; the study of conditions affecting radio transmission; the development of methods of chemical analysis and synthesis, and the investigation of the properties of rare substances; investigations relating to the utilization of materials, including lubricants and liquid fuels; the study of new processes and methods of fabrication; and the solutions of problems arising in connection with standards. [**\$1,325,000**] \$2,400,000. (5 U. S. C. 591, 597; 15 U. S. C. 271-282; 59 Stat. 193; Act of May 21, 1945, Public Law 61.)

Estimate 1947, \$2,400,000      Appropriated 1946, \$1,325,000

By objects	Obligations					
	Estimate, 1947		Estimate, 1946		Actual, 1945	
	Man-years	Total salary	Man-years	Total salary	Man-years	Total salary
<b>PERSONAL SERVICES, DEPARTMENTAL</b>						
Clerical, administrative, and fiscal service:						
Grade 12. Range \$5,180 to \$6,020:						
Administrative officer.....	0.5	\$2,590				
Grade 9. Range \$3,640 to \$4,300:						
Administrative assistant.....	1	3,640				
Grade 7. Range \$2,980 to \$3,640:						
.....	1	3,310	1	\$3,145	1.4	\$3,733
Grade 6. Range \$2,650 to \$3,310:						
.....	2	6,180	2	6,091	2.2	5,565
Grade 5. Range \$2,320 to \$2,980:						
.....	6	15,680	3	8,637	2.8	6,660
Grade 4. Range \$2,100 to \$2,496:						
.....	7	15,557	7	15,414	5.2	9,743
Grade 3. Range \$1,902 to \$2,298:						
.....	22	42,966	14	27,513	4.7	8,073
Grade 2. Range \$1,704 to \$2,100:						
.....					2.1	3,016
Professional service:						
Grade 8. Range \$8,750 to \$9,800:						
Chief of division.....	1	9,275				
Grade 7. Range \$7,175 to \$8,225:						
Assistant director and chief of division.....	0.5	4,113	0.5	4,113		
Chief of division and head physicist.....	8	58,712	2.5	19,249	3	20,964
Grade 6. Range \$6,230 to \$7,070:						
Chief of division.....	2	14,140	2	14,140	1	6,400
Principal scientist.....	41	272,440	34	228,375	23	137,189
Grade 5. Range \$5,180 to \$6,020:						
Senior scientist.....	57	309,330	45	245,437	31.5	153,506
Grade 4. Range \$4,300 to \$5,180:						
Scientist.....	68	308,460	54	244,859	37.8	150,715
Grade 3. Range \$3,640 to \$4,300:						
Associate scientist.....	63	239,000	59	222,530	40.7	134,479
Grade 2. Range \$2,980 to \$3,640:						
.....	60	185,510	49	150,975	32.8	91,559
Grade 1. Range \$2,320 to \$2,980:						
.....	50	120,840	48	115,135	22.6	46,584
Subprofessional service:						
Grade 8. Range \$2,980 to \$3,640:						
.....	11	34,980	5	16,449	8	21,661
Grade 7. Range \$2,650 to \$3,310:						
.....	10	28,250	2	6,427	4.7	11,692
Grade 6. Range \$2,320 to \$2,980:						
.....	17	41,420	3	8,151	4.6	10,135
Grade 5. Range \$2,100 to \$2,496:						
.....	17	36,624	3	6,652	11.4	20,631
Grade 4. Range \$1,902 to \$2,298:						
.....	39	75,102	23	44,280	3	4,928
Grade 3. Range \$1,704 to \$2,100:						
.....	5	9,378	3	5,706	4.5	6,780
Crafts, protective, and custodial service:						
Grade 9. Range \$2,650 to \$3,310:						
.....	1	3,090	1	3,062	1	2,577
Grade 4. Range \$1,770 to \$2,166:						
.....	1	1,968	1	1,951	2.1	1,641
Grade 3. Range \$1,572 to \$1,968:						
.....	2	3,474	2	3,474	0.4	586
Grade 2. Range \$1,440 to \$1,770:						
.....	1	1,506	1	1,506	0.2	234
Total permanent, departmental.....	494		365		250.7	
Temporary employment, departmental.....	1	1,847,535	1	1,403,241		859,051
Overtime pay, departmental.....		480		480	0.7	320
All personal services, departmental.....	495	1,848,015	366	1,422,298	251.4	998,438
<b>PERSONAL SERVICES, FIELD</b>						
Crafts, protective, and custodial service:						
Grade 4. Range \$1,770 to \$2,166:						
.....	1	1,638	1	1,638	0.3	500
Grade 3. Range \$1,572 to \$1,968:						
.....	1					

By objects	Obligations					
	Estimate, 1947		Estimate, 1946		Actual, 1945	
	Man-years	Total salary	Man-years	Total salary	Man-years	Total salary
<b>PERSONAL SERVICES, FIELD—continued</b>						
Overtime pay, field.....				\$148		\$583
All personal services, field.....	2	\$3,144	2	3,292	1.9	3,118
01 Personal services (net).....	497	1,851,159	368	1,425,590	253.3	1,001,556
<b>OTHER OBLIGATIONS</b>						
02 Travel.....		29,500		7,000		3,750
03 Transportation of things.....		4,150		150		154
04 Communication services.....		900		900		900
05 Rents and utility services.....		500		500		500
07 Other contractual services.....		105,500		5,500		18,205
08 Supplies and materials.....		168,088		42,360		49,846
09 Equipment.....		240,203		35,000		55,105
10 Lands and structures.....						13,773
Total other obligations.....		548,841		91,410		142,233
Grand total obligations.....		2,400,000		1,517,000		1,143,789
Excess of obligations over appropriation due to Public Law 106.....				-192,000		
Estimated savings, unobligated balance.....						1,211
Total estimate or appropriation.....		2,400,000		1,325,000		1,145,000
<b>BY PROJECTS OR FUNCTIONS</b>						
1. Electricity.....		\$1,126,168		\$260,840		\$164,012
2. Weights and measures.....		44,067		45,557		33,799
3. Heat and power.....		220,124		210,213		170,695
4. Optics.....		239,010		230,125		156,946
5. Chemistry.....		268,985		260,149		166,254
6. Mechanics and sound.....		143,465		148,684		99,183
7. Organic and fibrous materials.....		100,247		92,156		50,020
8. Metallurgy.....		105,609		108,596		66,335
9. Clay and silicate products.....		151,325		141,955		96,895
10. Overtime pay.....				18,725		139,650
Grand total obligations.....		2,400,000		1,517,000		1,143,789
Adjustments (see objects schedule for detail).....				-192,000		+1,211
Total estimate or appropriation.....		2,400,000		1,325,000		1,145,000

**Standards for Commerce, National Bureau of Standards—**

Standards for commerce: For cooperation with Government purchasing agencies, industries, and national organizations in developing specifications and facilitating their use; for encouraging the application of the latest developments in the utilization and standardization of building materials; for the development of engineering and safety codes, simplified-practice recommendations, and commercial standards of quality and performance. **[\$198,000] \$259,000.** (5 U. S. C. 591, 597; 15 U. S. C. 271-282; 59 Stat. 193; Act of May 21, 1945, Public Law 61.)

Estimate 1947, **\$259,000**

Appropriated 1946, **\$198,000**

By objects	Obligations					
	Estimate, 1947		Estimate, 1946		Actual, 1945	
	Man-years	Total salary	Man-years	Total salary	Man-years	Total salary
<b>PERSONAL SERVICES, DEPARTMENTAL</b>						
Clerical, administrative, and fiscal service: Grade 12. Range \$5,180 to \$6,020: Principal business specialist.....					0.9	\$4,504
Grade 11. Range \$4,300 to \$5,180: Assistant business specialist.....	5	\$23,414	5	\$23,267	5	20,100
Grade 9. Range \$3,640 to \$4,300: Business specialist.....	1	3,860	1	3,805	1	3,183
Grade 6. Range \$2,650 to \$3,310.....	2	5,960	2	5,960	2	5,125
Grade 5. Range \$2,320 to \$2,980.....	4	10,720	4	10,458	1.1	4,443
Grade 4. Range \$2,100 to \$2,496.....	6	13,286	6	11,103	6.3	7,988
Grade 3. Range \$1,902 to \$2,298.....	12	23,714	11	21,679	12.1	20,123
Grade 2. Range \$1,704 to \$2,100.....	8	14,588	8	14,460	6.3	12,799
Professional service: Grade 7. Range \$7,175 to \$8,225: Assistant director.....					0.7	5,000
Grade 6. Range \$6,230 to \$7,070: Chief of division.....	3	20,370	2.6	18,305	2.1	13,500
Technologist.....	1	6,230				
Grade 5. Range \$5,180 to \$6,020: Senior scientist.....	4	22,740	4	22,531	3.7	18,408
Grade 4. Range \$4,300 to \$5,180: Scientist.....	14	63,600	11.6	52,639	10.6	41,972
Grade 3. Range \$3,640 to \$4,300: Associate scientist.....	7	26,840	7	26,711	4.9	19,439
Grade 2. Range \$2,980 to \$3,640.....	3	9,160	1	3,200	1.8	5,013
Subprofessional service: Grade 4. Range \$1,902 to \$2,298.....	1	2,034	1	2,018	1	1,666
Crafts, protective, and custodial service: Grade 3. Range \$1,572 to \$1,902.....	1	1,704	1	1,704	0.8	1,073
Total permanent departmental.....	72	248,220	64.2	217,840	60.3	184,336

By objects	Obligations					
	Estimate, 1947		Estimate, 1946		Actual, 1945	
	Man-years	Total salary	Man-years	Total salary	Man-years	Total salary
<b>PERSONAL SERVICES, DEPARTMENTAL—con.</b>						
Temporary employment, departmental.....	0.2	\$464	0.2	\$464	0.2	\$324
Part-time employment, departmental.....	0.8	1,258	0.8	1,258	0.2	247
Overtime pay, departmental.....				3,088		29,829
01 Personal services (net).....	73	249,942	65.2	222,650	60.7	214,736
<b>OTHER OBLIGATIONS</b>						
02 Travel.....		4,200		3,000		5,245
07 Other contractual services.....		900		650		1,457
08 Supplies and materials.....		2,968		1,300		3,180
09 Equipment.....		990		40		335
Total other obligations.....		9,058		5,350		10,217
Grand total obligations.....		259,000		228,000		224,953
Excess of obligations over appropriation due to Public Law 106.....				-30,000		
Estimated savings, unobligated balance.....						1,047
Total estimate or appropriation.....		259,000		198,000		226,000
<b>BY PROJECTS OR FUNCTIONS</b>						
1. Simplified practice.....		\$66,300		\$62,314		\$54,088
2. Trade, export, and import standards.....		114,800		85,689		75,632
3. Specifications, building and safety codes.....		77,900		76,909		65,080
4. Overtime pay.....				3,088		30,133
Grand total obligations.....		259,000		228,000		224,953
Adjustments (see objects schedule for detail).....				-30,000		+1,047
Total estimate or appropriation.....		259,000		198,000		226,000

**Station for Broadcasting Standard Frequencies, National Bureau of Standards—**

By objects	Obligations		
	Estimate, 1947	Estimate, 1946	Actual, 1945
	09 Equipment.....		
10 Lands and structures.....			
Grand total obligations.....			1,016
Prior year balance available in 1945.....			-1,016
Total estimate or appropriation.....			

**Construction of a Building and Wind Tunnel, National Bureau of Standards—**

By objects	Obligations		
	Estimate, 1947	Estimate, 1946	Actual, 1945
	05 Rents and utility services.....		
07 Other contractual services.....			3,987
08 Supplies and materials.....			964
09 Equipment.....			1,438
Total obligations.....			6,764
Prior year balance available in 1945.....			-6,822
Estimated savings, unobligated balance.....			58
Total estimate or appropriation.....			

**Materials Testing Laboratory and Equipment, National Bureau of Standards—**

By objects	Obligations		
	Estimate, 1947	Estimate, 1946	Actual, 1945
	08 Supplies and materials.....		
09 Equipment.....		\$6,458	
Grand total obligations.....		6,458	3,576
Prior year balance available in 1945.....			-10,034
1945 balance available in 1946.....		-6,458	+6,458
Total estimate or appropriation.....			



NATIONAL BUREAU OF STANDARDS—Continued

During the fiscal year [1946] 1947 the head of any department or independent establishment of the Government having funds available for scientific investigations and requiring cooperative work by the National Bureau of Standards on scientific investigations within the scope of the functions of that Bureau, and which the National Bureau of Standards is unable to perform within the limits of its appropriations, may, with the approval of the Secretary, transfer to the National Bureau of Standards such sums as may be necessary to carry on such investigations. The Secretary of the Treasury shall transfer on the books of the Treasury Department any sums which may be authorized hereunder, and such amounts shall be placed to the credit of the National Bureau of Standards for performance of work for the department or establishment from which the transfer is made, including, where necessary, travel expenses and compensation for personal services in the District of Columbia and in the field.

Not to exceed \$100,000 of funds available to the Bureau by appropriation and transfer shall be available for payment of part-time or intermittent employment in the District of Columbia, or elsewhere, of such scientists and technicians as may be contracted for by the Secretary, in his discretion, at a rate of pay not exceeding \$25 per diem for any person so employed.

Of the foregoing amounts for the National Bureau of Standards not to exceed [\$2,750,000] \$1,170,000 may be expended for personal services in the District of Columbia. (59 Stat. 193; Act of May 21, 1945, Public Law 61.)

Miscellaneous Researches, Transferred Funds, National Bureau of Standards—

By objects	Obligations					
	Estimate, 1947		Estimate, 1946		Actual, 1945	
	Man-years	Total salary	Man-years	Total salary	Man-years	Total salary
<b>PERSONAL SERVICES, DEPARTMENTAL</b>						
Clerical, administrative, and fiscal service:						
Grade 9. Range \$3,640 to \$4,300:						
Administrative assistant	1	\$3,640	1	\$3,640	0.9	\$2,956
Grade 8. Range \$3,310 to \$3,970:						
Business specialist	1	3,310	1	3,310	1.1	3,246
Grade 7. Range \$2,980 to \$3,640:						
	1	2,980	1	2,980	1.3	3,196
Grade 6. Range \$2,650 to \$3,310:						
	3	7,950	4	10,600	3.9	9,008
Grade 5. Range \$2,320 to \$2,980:						
	10	23,640	13	30,732	12.7	25,848
Grade 4. Range \$2,100 to \$2,496:						
	30	64,980	40	86,640	36.7	67,774
Grade 3. Range \$1,902 to \$2,298:						
	60	114,120	75	142,650	68	107,046
Grade 2. Range \$1,704 to \$2,100:						
	25	42,600	35	59,640	29.4	42,868
Grade 1. Range \$1,506 to \$1,902:						
	3	4,518	4	6,024	3.6	4,634
Professional service:						
Grade 7. Range \$7,175 to \$8,225:						
Chief of division	1	7,437	2	14,875	1.9	12,806
Grade 6. Range \$6,230 to \$7,070:						
Principal scientist	6	38,640	8	51,520	8	46,799
Grade 5. Range \$5,150 to \$6,020:						
Senior scientist	20	107,800	25	134,750	24.3	114,977
Grade 4. Range \$4,300 to \$5,180:						
Scientist	35	154,350	46	202,860	40.2	156,221
Grade 3. Range \$3,640 to \$4,300:						
Associate scientist	65	243,750	78	292,500	72.8	236,378
Grade 2. Range \$2,980 to \$3,640:						
	125	372,500	150	447,000	142.3	374,752
Grade 1. Range \$2,320 to \$2,980:						
	110	260,040	132	312,048	128.7	262,361
Subprofessional service:						
Grade 8. Range \$2,980 to \$3,640:						
	4	12,360	6	18,540	6.1	16,237
Grade 7. Range \$2,650 to \$3,310:						
	40	110,400	50	138,000	46.8	110,975
Grade 6. Range \$2,320 to \$2,980:						
	64	151,296	74	174,936	74.1	150,910
Grade 5. Range \$2,100 to \$2,496:						
	110	231,000	135	283,500	129.5	234,764
Grade 4. Range \$1,902 to \$2,298:						
	90	171,180	115	218,730	106.9	174,237
Grade 3. Range \$1,704 to \$2,100:						
	48	81,792	58	98,832	54	78,065
Grade 2. Range \$1,572 to \$1,968:						
	2	3,276	3	4,914	2.8	3,797
Grade 1. Range \$1,440 to \$1,836:						
	1	1,440	2	2,880	1.9	2,250

By objects	Obligations						
	Estimate, 1947		Estimate, 1946		Actual, 1945		
	Man-years	Total salary	Man-years	Total salary	Man-years	Total salary	
<b>PERSONAL SERVICES, DEPARTMENTAL—CON.</b>							
Crafts, protective, and custodial service:							
Grade 10. Range \$2,980 to \$3,640:							
	1	\$2,980	1	\$2,980	0.3	\$725	
Grade 9. Range \$2,650 to \$3,310:							
	1	2,650	1	2,650	0.7	1,708	
Grade 8. Range \$2,540 to \$3,200:							
	3	7,950	4	10,600	4	9,262	
Grade 7. Range \$2,364 to \$2,870:							
	23	55,890	28	68,040	27.6	57,391	
Grade 6. Range \$2,166 to \$2,562:							
	56	123,760	64	141,440	63	119,085	
Grade 5. Range \$1,968 to \$2,364:							
	48	94,464	60	118,080	56.2	93,967	
Grade 4. Range \$1,770 to \$2,166:							
	100	177,000	118	208,860	117.8	179,687	
Grade 3. Range \$1,572 to \$1,902:							
	65	102,180	70	110,040	70	94,068	
Grade 2. Range \$1,440 to \$1,770:							
	6	8,640	8	11,520	7.6	9,134	
Total permanent, departmental	1,158	2,790,513	1,412	3,416,311	1,345.1	2,807,132	
Temporary employment, departmental						4.1	1,980
Part-time employment, departmental						6.6	10,757
Overtime pay, departmental				72,897		581,489	
01 Personal services (net)	1,158	2,790,513	1,412	3,489,208	1,355.8	3,401,358	
<b>OTHER OBLIGATIONS</b>							
02 Travel		110,000		135,000		129,428	
03 Transportation of things		30,000		40,000		39,240	
04 Communication services		39,000		50,000		45,331	
05 Rents and utility services		100,000		105,000		90,607	
06 Printing and binding		5,000		6,000		5,511	
07 Other contractual services		883,881		2,000,000		473,309	
08 Supplies and materials		1,537,406		1,779,064		1,296,421	
09 Equipment		400,000		650,000		539,382	
10 Lands and structures		85,000		90,000		93,630	
Total other obligations		3,190,287		4,855,064		2,712,859	
Grand total obligations		5,980,800		8,344,272		6,114,217	
Reimbursements for services performed						-53,466	
Received by transfer from—							
“Advisory Committee for Aeronautics”, Treasury Department:		-150,000		-150,000		-145,300	
“Salaries and expenses, Bureau of Engraving and Printing”		-11,300		-11,300		-11,300	
“Distinctive paper for United States securities, Public Debt Service”		-2,000		-2,000		-2,000	
Navy Department:							
“Aviation, Navy”		-544,000		-482,500		-443,800	
“Ordnance and ordnance stores”		-50,000		-50,000		-25,000	
“Maintenance, Bureau of Ships”		-75,000		-45,000		-117,000	
“General expenses, Coast Guard”				-5,000			
Federal Security Agency: “Operating expenses, National Cancer Institute, Public Health Service”		-2,000		-2,000		-2,000	
War Department:							
“Engineer Service, Army”				-225,000			
“Air Corps, Army”		-13,000		-13,000		-24,000	
“Ordnance service and supplies”		-4,250,000		-4,250,000		-1,083,000	
“Quartermaster Service, Army”		-46,000		-228,800		-126,000	
“Medical and Hospital Department, Army”						-6,000	
Advanced from—							
Navy Department				-791,565		-1,355,825	
War Department				-237,850		-577,781	
Treasury Department		-7,500		-7,500		-7,500	
Office of Price Administration		-26,000		-26,400		-24,000	
Federal Trade Commission		-10,000		-10,000		-20,000	
Public Roads Administration		-2,000		-2,000		-2,000	
United States Maritime Commission		-30,000		-45,000		-35,000	
Office for Emergency Management:							
Office of Scientific Research and Development				-450,000		-1,392,500	
War Production Board						-31,500	
Reconstruction Finance Corporation				-94,000		-324,000	
National Housing Agency, Federal Public Housing Authority				-36,000		-66,000	
Office of Administrator of Civil Aeronautics		-12,000		-12,000		-22,500	
Weather Bureau, Department of Commerce				-6,000		-6,000	
Prior year balance available in 1945						-2,158,628	
1945 balance available in 1946				-1,916,357		+1,916,357	
1946 balance available in 1947		-750,000		+750,000			
Estimated savings, unobligated balance						31,526	
Total estimate or appropriation							

Total, National Bureau of Standards, annual appropriations, general account: Estimate 1947, \$5,414,000 Appropriated 1946, \$3,113,000

Statement of proposed expenditures for purchase, maintenance, repair, and operation of passenger-carrying vehicles for the fiscal year ending June 30, 1947

NATIONAL BUREAU OF STANDARDS

Appropriation	Vehicles (motor unless otherwise indicated) to be purchased		Old vehicles to be exchanged		Net cost of vehicles to be purchased	Old vehicles still to be used	Total maintenance, repair, and operation, all vehicles	Public purpose and users
	Number	Gross cost	Number	Allowance (estimated)				
Operation and administration, National Bureau of Standards.						1	\$125	Used by the Director and members of the staff for transportation between the National Bureau of Standards and bureaus in the downtown area in connection with the transaction of Government business.



WEATHER BUREAU

Salaries and Expenses, Weather Bureau, Department of Commerce—

Salaries and expenses: For expenses necessary for carrying into effect in the United States and possessions, on ships at sea, and elsewhere when directed by the Secretary, the provisions of sections 1 and 3 of an Act approved October 1, 1890 (15 U. S. C. 311-313), the Act approved October 29, 1942 (15 U. S. C. 323), and section 803 of the Civil Aeronautics Act of 1938 (49 U. S. C. 603), including investigations of atmospheric phenomena; cooperation with other public agencies and societies and institutions of learning; purchase of books of reference; purchase of newspapers (not to exceed \$50); traveling expenses, including not to exceed \$1,500 for attendance at meetings concerned with the work of the Bureau when authorized by the Secretary; purchase (not to exceed [five] eight), maintenance, operation, and repair of passenger automobiles; maintenance, operation, and repair of one airplane, which the War or Navy Department is authorized to transfer to the Weather Bureau without payment therefor; repair, alterations, and improvements to existing buildings and care and preservation of grounds, including the construction of necessary outbuildings and sidewalks on public streets, abutting Weather Bureau grounds; the erection of temporary buildings for living and working quarters of observers; telephone rentals, and telegraphing, telephoning, and cabling reports and messages, rates to be fixed by the Secretary by agreement with the companies performing the service; and establishment, equipment, and maintenance of meteorological offices and stations; [\$12,140,000] \$17,845,000, of which not to exceed [\$1,142,000] \$1,485,000 may be expended for departmental personal services in the District of Columbia; not to exceed \$1,500 for the contribution of the United States to the cost of the office of the secretariat of the International Meteorological Committee; and not to exceed \$10,000 for the maintenance of a printing office in the city of Washington for the printing of weather maps, bulletins, circulars, forms, and other publications: Provided, That no printing shall be done by the Weather Bureau that can be done at the Government Printing Office without impairing the service of said Bureau. (Act of May 21, 1945, Public Law 61; Act of July 5, 1945, Public Law 132.)

Annual appropriation, general account:

Estimate 1947, \$17,845,000 Appropriated 1946, \* \$12,540,000

\* Includes \$400,000 appropriated in the Second Deficiency Appropriation Act, 1945.

By objects	Obligations					
	Estimate, 1947		Estimate, 1946		Actual, 1945	
	Man-years	Total salary	Man-years	Total salary	Man-years	Total salary
<b>PERSONAL SERVICES, DEPARTMENTAL</b>						
<b>Professional service:</b>						
Grade 8. Range \$8,750 to \$9,800:						
Chief of bureau	1	\$9,800	1	\$9,800	1	\$8,781
Grade 7. Range \$7,175 to \$8,225:						
Assistant chief of bureau	2	14,350	2	14,350	1.5	10,464
Executive assistant for scientific services	1	7,700	1	7,700	1	6,812
Thunderstorm research meteorologist	0.8	5,740	0.8	5,740		
Grade 6. Range \$6,230 to \$7,070:						
Chief of division	1	6,860	1	6,803	1.1	7,033
Editor and meteorological physicist					0.7	4,000
Foreign weather relations officer	1	7,070	1	7,013	1	6,200
Hydrologic director	1	6,860	1	6,860	1	6,000
Special assistant to chief of bureau					1.5	9,200
Grade 5. Range \$5,180 to \$6,020:						
Assistant chief of section	1	5,180	1	5,180	0.2	767
Chief of division	1	5,390	1	5,196	0.6	2,773
Chief of section	3.8	20,233	3	15,892	1.8	8,493
Meteorological specialist	4.4	22,888	2.4	12,520	2	9,200
Grade 4. Range \$4,300 to \$5,180:						
Assistant chief of division					1.3	5,447
Assistant chief of section	1	4,910	1	4,851	1	4,200
Chief of division	2	8,949	2	8,949	2.4	9,109
Chief of section	7	31,249	7	30,666	5.3	20,013
Hydrologic engineer	1	4,300	1	4,300	0.5	1,900
Instrument engineer	1	4,910	1	4,851	1	4,200
Meteorological analyst	2	8,732	2	8,732		
Meteorological specialist	5	22,453	3	13,630	3	12,209
Grade 3. Range \$3,640 to \$4,300:						
Assistant chief of section	1	3,822	1	3,822	1	3,300
Chief of section	2	7,426	2	7,426	2.3	7,416
Forecaster	2	7,644	2	7,529	2	6,500
Hydrologic engineer	1	3,714	1	3,655	0.8	2,498
Instrument physicist	1	3,860	1	3,775	1	3,225
Librarian	1	3,712	1	3,682	0.7	2,462
Meteorological analyst	2	7,531	2	7,534		
Meteorological specialist	17	63,125	14	51,917	8.5	27,874
Grade 2. Range \$2,980 to \$3,640:						
Assistant chief of section		157,405		114,404		68,671
Chief of section	28.8	70,624	19.8	48,595	13.4	27,823
Clerical, administrative, and fiscal service:						
Grade 12. Range \$5,180 to \$6,020:						
Chief of division	2	11,410	2	11,410	2	9,800
Grade 11. Range \$4,300 to \$5,180:						
Assistant budget officer	1	4,300	1	4,300	0.2	950

By objects	Obligations					
	Estimate, 1947		Estimate, 1946		Actual, 1945	
	Man-years	Total salary	Man-years	Total salary	Man-years	Total salary
<b>PERSONAL SERVICES, DEPARTMENTAL—cont</b>						
<b>Clerical, administrative, and fiscal service—Continued</b>						
Grade 10. Range \$3,970 to \$4,630:						
Assistant chief of division	1	\$4,410	1	\$4,380	1	\$3,775
Chief of section	2	8,160	2	8,021	1.3	4,912
Grade 9. Range \$3,140 to \$4,300:						
Administrative assistant	2.8	10,423	2	7,305	0.3	1,067
Chief of section	2	8,050	2	7,901	2.5	8,358
Grade 8. Range \$3,310 to \$3,970:						
Chief of section	3	11,254	3	10,798	3.1	9,566
Grade 7. Range \$2,980 to \$3,640:						
Chief of section	8.7	26,991	6	18,777	4.6	12,770
Assistant chief of section	10	30,457	10	29,845	10	25,501
Grade 5. Range \$2,320 to \$2,980:						
Assistant chief of section	39.5	99,557	27.7	71,306	22	46,759
Chief of section	81.4	5,195	77.7	5,195	72.1	4,759
Grade 4. Range \$2,100 to \$2,490:						
Chief of section		179,525		170,364		133,886
Grade 3. Range \$1,902 to \$2,298:						
Chief of section	76	154,049	74	147,027	70.1	115,918
Assistant chief of section	21	38,804	21	37,445	24.3	35,584
Grade 2. Range \$1,704 to \$2,100:						
Chief of section	21	38,804	21	37,445	24.3	35,584
<b>Subprofessional service:</b>						
Grade 8. Range \$2,980 to \$3,640:						
Chief of section	5	15,808	4	12,738	4	10,915
Grade 7. Range \$2,650 to \$3,310:						
Chief of section	9	26,362	9	25,918	9	22,768
Grade 6. Range \$2,320 to \$2,980:						
Chief of section	32	80,661	24	60,280	17.4	36,569
Grade 5. Range \$2,100 to \$2,490:						
Chief of section	28.8	61,839	23.8	50,796	11.9	21,085
Grade 4. Range \$1,902 to \$2,298:						
Chief of section	19	36,617	19	36,425	5.1	8,201
Grade 3. Range \$1,704 to \$2,100:						
Chief of section	2	3,612	2	3,504	1	1,440
Grade 2. Range \$1,572 to \$1,968:						
Chief of section	3	5,195	3	5,195	2.8	1,072
<b>Crafts, protective, and custodial service:</b>						
Grade 7. Range \$2,364 to \$2,870:						
Chief of section	1	2,843	1	2,813	1	2,375
Grade 6. Range \$2,106 to \$2,562:						
Chief of section	1	2,480	1	2,462	1	2,085
Grade 5. Range \$1,908 to \$2,364:						
Chief of section	1	2,034	1	2,034	1	1,740
Grade 4. Range \$1,770 to \$2,106:						
Chief of section	1	1,968	1	1,968	1	1,620
Grade 3. Range \$1,572 to \$1,968:						
Chief of section	27	45,464	27	44,990	25.8	35,455
Grade 2. Range \$1,440 to \$1,770:						
Chief of section	8	11,997	8	11,955	7.1	8,625
Unclassified	22	64,983	22	55,268	24.6	59,293
Total permanent, departmental	553.6	1,475,693	487.8	1,270,631	409.9	912,579
Overtime pay, departmental				42,008		186,604
Night-work differential, departmental		6,242		6,242		
All personal services, departmental	553.6	1,481,935	487.8	1,318,881	409.9	1,099,183
<b>PERSONAL SERVICES, FIELD</b>						
<b>Professional service:</b>						
Grade 6. Range \$6,230 to \$7,070:						
Climatological section director	1	6,230	0.8	4,672		
Forecaster	2	13,300	1.7	11,624	1	6,400
Official in charge, field office	4	24,920	3	18,690		
Regional director	8	52,332	8	52,010		7.5 42,249
Grade 5. Range \$5,180 to \$6,020:						
Chief of division	1	5,390	1	5,336	1	4,600
Chief of section						0.8 3,871
Climatological section director	15	81,934	14	76,739	11.5	57,305
Forecaster	11.8	61,152	8.3	43,399	4	19,000
Official in charge, field office	11.9	62,911	11.7	61,882	9.6	45,084
Professional assistant, field office					0.2	958
Regional liaison official	1	5,180				
Solar radiation physicist	1	5,810	1	5,695	1	5,000
Grade 4. Range \$4,300 to \$5,180:						
Assistant regional director	8	35,077	7.8	33,833	5.5	21,859
Chief of section	1	4,713	1	4,327	1.4	5,222
Climatological section director	16	72,984	16.8	75,922	17.2	68,383
Forecaster	65.1	280,902	42	181,692		34,965
Meteorological analyst					1.2	4,533
Meteorological specialist	12	51,574	6.2	26,669	4.4	16,709
Official in charge, field office	21	91,519	18.5	80,549	10.2	39,173
Professional assistant, field office	7.9	34,862	6.7	29,287	2.6	9,816
Regional hydrologic engineer	7	30,846	6.5	28,451	4.7	17,890
Regional liaison official	6.9	30,018	5.6	24,643	1.7	6,650
Grade 3. Range \$3,640 to \$4,300:						
Assistant regional director			0.3	1,113	2.4	7,995
Climatological section director	15.9	60,588	14.4	55,067	10.6	37,225
Forecaster	151.2	551,355	99.2	362,553	38.9	126,468
Meteorological analyst					2.9	9,425
Meteorological specialist	67.5	246,719	31.5	116,891	11.6	37,842
Official in charge, field office	53	193,466	49.8	182,010	37.4	125,934
Professional assistant, field office	48.1	176,551	23.1	85,296	15	49,344
Regional hydrologic engineer			0.6	2,200	2.8	9,205
Regional liaison official	10	36,626	9.8	35,906	7.3	23,745
Grade 2. Range \$2,980 to \$3,640:						
Chief of section	182.7	1,458,822	345	1,035,846	314.8	853,209
Grade 1. Range \$2,320 to \$2,980:						
Chief of section	111.6	265,810	98.6	236,935	146.3	312,324
<b>Clerical, administrative, and fiscal service:</b>						
Grade 9. Range \$3,640 to \$4,300:						
Administrative assistant	4.2	15,164				
Chief of section	1	3,640	1	3,640	0.1	400
Grade 8. Range \$3,310 to \$3,970:						
Chief of section	3	10,260	3	10,170	2.5	7,156
Grade 7. Range \$2,980 to \$3,640:						
Chief of section	8	25,283	8	24,773	6.9	18,183
Grade 6. Range \$2,650 to \$3,310:						
Chief of section	4	11,780	4	11,560	4.7	10,943
Grade 5. Range \$2,320 to \$2,980:						
Chief of section	37	88,590	37	87,090	27.5	55,730
Grade 4. Range \$2,100 to \$2,490:						
Chief of section	122	263,888	84.3	180,402	76.8	139,367
Grade 3. Range \$1,902 to \$2,298:						
Chief of section	121.6	246,313	124	240,064	173.2	281,380
Grade 2. Range \$1,704 to \$2,100:						
Chief of section	66	116,556	66	113,256	74.7	108,579
Grade 1. Range \$1						

WEATHER BUREAU—Continued

Salaries and Expenses, Weather Bureau, Department of Commerce—Continued

By objects	Obligations		
	Estimate, 1947	Estimate, 1946	Actual, 1945
<b>PERSONAL SERVICES, FIELD—continued</b>			
Subprofessional service:			
Grade 8. Range \$2,980 to \$3,640.....	80.6	59.8	69
	\$242,762	\$179,458	\$182,208
Grade 7. Range \$2,650 to \$3,310.....	306.5	166.2	128.4
	827,218	446,181	297,782
Grade 6. Range \$2,320 to \$2,980.....	1,301.2	598.2	305.2
	3,037,653	1,393,806	617,926
Grade 5. Range \$2,100 to \$2,496.....	605.8	532.9	676.5
	1,279,731	1,122,287	1,220,741
Grade 4. Range \$1,902 to \$2,298.....	374.5	624.2	605.3
	713,819	1,000,174	981,985
Grade 3. Range \$1,704 to \$2,100.....		58.8	237.1
		101,948	341,856
Grade 2. Range \$1,572 to \$1,968.....		0.3	1,425
Grade 1. Range \$1,440 to \$1,836.....			0.6
			879
Crafts, protective, and custodial service:			
Grade 5. Range \$1,968 to \$2,364.....	1	2,034	1
Grade 4. Range \$1,770 to \$2,166.....	5	9,072	4.8
Grade 3. Range \$1,572 to \$1,902.....	1	1,578	1
Grade 2. Range \$1,440 to \$1,770.....	1	1,506	1
Grade 1. Range \$864 to \$1,152.....	1	1,080	1
Unclassified.....	4	9,502	4.8
			10,872
Total permanent, field.....	4,190	3,113.6	3,088.4
Part-time employment, field.....	10,849,129	7,819,830	6,293,559
W. G. C. employment, field.....	439,343	354,153	392,581
Overtime pay, field.....	220	200	200
Night-work differential, field.....	37,252	1,233,406	1,454,814
Additional pay for foreign service, field.....	263,169	202,471	80,948
	167,320	93,603	
All personal services, field.....	4,642.4	3,536.8	3,545.1
	11,756,213	9,703,463	8,221,902
Total, departmental and field.....	5,196	4,024.6	3,955
Deduct quarters and subsistence furnished.....	13,238,148	11,022,344	9,321,085
	18,500	16,300	16,276
01 Personal services (net).....	5,196	4,024.6	3,955
	13,219,648	11,006,044	9,304,809
<b>OTHER OBLIGATIONS</b>			
02 Travel.....	342,706	260,600	239,913
03 Transportation of things.....	454,595	325,400	272,998
04 Communication services.....	1,092,552	859,050	791,688
Payment for penalty mail.....	9,000	9,000	7,436
05 Rents and utility services.....	255,110	231,750	214,360
07 Other contractual services.....	326,177	309,100	272,508
08 Supplies and materials.....	1,593,659	1,572,556	1,471,279
09 Equipment.....	389,553	396,510	258,217
10 Lands and structures.....	26,000	26,000	10,573
11 Grants, subsidies, and contributions.....	6,000	23,990	23,210
Total other obligations.....	4,495,352	4,013,956	3,562,182
Grand total obligations.....	17,715,000	15,020,000	12,866,991
Reimbursements for services performed.....			-8,293
Transferred to "Helium production, Bureau of Mines, Department of the Interior".....	+130,000	+110,000	+83,065
Received by transfer from "Contingent expenses, Department of Commerce".....			-939
Net total obligations.....	17,845,000	15,130,000	12,940,824
Excess of obligations over appropriation due to Public Law 106.....		-2,590,000	
Estimated savings, unobligated balance.....			179,176
Total estimate or appropriation.....	17,845,000	12,540,000	13,120,000
<b>BY PROJECTS AND FUNCTIONS</b>			
1. Administration.....	\$1,150,000	\$1,104,876	\$875,066
2. Aviation.....	9,810,617	7,143,140	5,731,664
3. General weather service.....	5,644,285	4,683,535	4,093,146
4. Research.....	402,035	472,035	246,940
5. River and flood.....	580,811	341,000	278,757
6. Overtime pay.....	37,252	1,275,414	1,641,418
Grand total obligations.....	17,715,000	15,020,000	12,866,991
Adjustments (see objects schedule for detail).....	+130,000	-2,480,000	+253,009
Total estimate or appropriation.....	17,845,000	12,540,000	13,120,000

Extra compensation at not to exceed \$5 per day may be paid to employees of other Government agencies in Alaska, and in other

Territorial possessions for taking and transmitting meteorological observations for the Weather Bureau. (Act of May 21, 1945, Public Law 61.)

Working Fund, Commerce, Weather Bureau (Advance From "Flood Control, General")—

By objects	Obligations		
	Estimate, 1947	Estimate, 1946	Actual, 1945
<i>For hydrologic studies and maintenance of hydroclimatic and hydrologic reporting networks</i>			
<b>PERSONAL SERVICES, DEPARTMENTAL</b>			
Professional service:			
Grade 5. Range \$5,180 to \$6,020:			
Chief of section.....	1	\$5,390	1
Chief of section.....			0.5
Chief of section.....			0.5
Head of unit.....	4	17,200	3.7
Assistant chief of section.....			1
Chief of section.....	1	3,750	0.6
Head of unit.....	3	10,920	3
Head of unit.....	8	24,500	7.6
Head of unit.....	10	24,080	9.3
Clerical, administrative, and fiscal service:			
Grade 5. Range \$2,320 to \$2,980.....	2	4,332	2
Grade 4. Range \$2,100 to \$2,496.....	11	21,846	11
Grade 3. Range \$1,902 to \$2,298.....			0.2
Grade 2. Range \$1,704 to \$2,100.....			
Subprofessional service:			
Grade 8. Range \$2,980 to \$3,640.....	1	2,980	0.7
Grade 7. Range \$2,650 to \$3,310.....			0.3
Grade 6. Range \$2,320 to \$2,980.....	3	7,620	3
Grade 5. Range \$2,100 to \$2,496.....	1	2,166	1.2
Grade 4. Range \$1,902 to \$2,298.....	1	1,968	1
Total permanent, departmental.....	46	126,752	44.8
Part-time employment, departmental.....			0.1
Overtime pay, departmental.....			16,232
All personal services, departmental.....	46	126,752	44.8
<b>PERSONAL SERVICES, FIELD</b>			
Professional service:			
Grade 2. Range \$2,980 to \$3,640.....	14	44,910	14
Clerical, administrative, and fiscal service:			
Grade 4. Range \$2,100 to \$2,496.....	7	15,162	7
Grade 3. Range \$1,902 to \$2,298.....	20	39,360	20
Grade 2. Range \$1,704 to \$2,100.....	49	86,004	49
Grade 1. Range \$1,506 to \$1,902.....			0.2
Subprofessional service:			
Grade 8. Range \$2,980 to \$3,640.....			1.3
Grade 7. Range \$2,650 to \$3,310.....			2
Grade 6. Range \$2,320 to \$2,980.....	26	64,060	26
Grade 5. Range \$2,100 to \$2,496.....			1.7
Grade 3. Range \$1,704 to \$2,100.....			0.1
Total permanent, field.....	116	249,496	116
Part-time employment, field.....	29	43,552	29
Overtime pay, field.....			36,285
All personal services, field.....	145	293,048	145
01 Personal services (net).....	191	419,800	189.8
<b>OTHER OBLIGATIONS</b>			
02 Travel.....	40,600	40,600	38,235
03 Transportation of things.....	2,100	2,100	1,856
04 Communication services.....	17,200	17,200	11,858
05 Rents and utility services.....	2,000	2,000	1,990
07 Other contractual services.....	10,075	10,075	11,380
08 Supplies and materials.....	23,070	23,070	25,681
09 Equipment.....	6,160	6,160	5,158
Total other obligations.....	101,205	101,205	96,158
Grand total obligations.....	521,005	565,673	468,668
Prior year balance available in 1945.....			-32,769
1945 balance available in 1946.....		-5,651	+5,651
Advanced from "Flood control, general".....	-521,005	-660,022	-441,560
Total estimate or appropriation.....			
<b>BY PROJECTS OR FUNCTIONS</b>			
1. Hydrologic studies.....	\$99,972	\$107,850	\$75,371
2. Hydroclimatic network.....	376,912	412,528	363,426
3. Hydrologic reporting network.....	44,121	45,295	29,871
Grand total obligations.....	521,005	565,673	468,668
Adjustments (see objects schedule for detail).....	-521,005	-565,673	-468,668
Total estimate or appropriation.....			

**Working Fund, Commerce, Weather Bureau (Advance From "Air Corps, Army")—**

By objects	Obligations					
	Estimate, 1947		Estimate, 1946		Actual, 1945	
	Man-years	Total salary	Man-years	Total salary	Man-years	Total salary
<i>For compilation of meteorological and climatological statistics, meteorological research, and operation of special weather reporting stations as required by the Army Air Forces</i>						
<b>PERSONAL SERVICES, DEPARTMENTAL</b>						
<b>Professional service:</b>						
Grade 5. Range \$5,180 to \$6,020:					0.4	\$2,019
Chief of division						
Grade 4. Range \$4,300 to \$5,180:					0.4	1,668
Assistant chief of division					0.5	\$2,290
Chief of division					1	3,641
Meteorological specialist						
Grade 3. Range \$3,640 to \$4,300:			0.5	1,930	0.6	1,852
Assistant chief of division					0.5	1,600
Chief of section			0.5	1,875	1	3,225
Liaison official			0.5	1,875	0.9	2,862
Meteorological specialist					0.4	1,448
Unit supervisor			1.5	4,635	4.6	12,290
Grade 2. Range \$2,980 to \$3,640:					0.8	1,539
Grade 1. Range \$2,320 to \$2,980:						
Clerical, administrative, and fiscal service:					0.6	2,000
Grade 9. Range \$3,640 to \$4,300:					0.5	1,545
Administrative assistant			0.5	1,325	0.5	1,358
Grade 7. Range \$2,980 to \$3,640:			0.5	1,325	3.2	7,644
Grade 6. Range \$2,650 to \$3,310:			3.2	7,644	9	16,334
Grade 5. Range \$2,320 to \$2,980:			7.3	15,561	17	28,099
Grade 4. Range \$2,100 to \$2,496:			9.8	18,805	7.9	11,551
Grade 3. Range \$1,902 to \$2,298:			7.3	12,931		
Grade 2. Range \$1,704 to \$2,100:					1	2,815
Subprofessional service:			1	2,815	2	4,700
Grade 7. Range \$2,650 to \$3,310:			1	2,540	2.7	5,769
Grade 6. Range \$2,320 to \$2,980:			1.2	2,553	4.2	8,308
Grade 5. Range \$2,100 to \$2,496:					3.3	5,204
Grade 4. Range \$1,902 to \$2,298:					0.1	203
Grade 3. Range \$1,704 to \$2,100:						
Crafts, protective, and custodial service:					0.8	1,270
Grade 4. Range \$1,770 to \$2,166:					0.1	127
Grade 3. Range \$1,572 to \$1,902:			1	1,473	1	1,188
Grade 2. Range \$1,440 to \$1,770:			1.5	3,675	4	8,859
Unclassified						
Total permanent, departmental			37.8	83,442	68.6	136,975
Part-time employment, departmental					0.3	537
Overtime pay, departmental				12,648		30,153
All personal services, departmental			37.8	96,090	68.9	167,665
<b>PERSONAL SERVICES, FIELD</b>						
<b>Professional service:</b>						
Grade 2. Range \$2,980 to \$3,640:		4.5	17,765	4.4	11,983	
Grade 1. Range \$2,320 to \$2,980:		1	2,870	1	2,257	
Clerical, administrative, and fiscal service:						
Grade 11. Range \$4,300 to \$5,180:					0.1	\$300
Chief of unit			0.5	2,260	1	3,800
Grade 9. Range \$3,640 to \$4,300:					0.5	1,852
Assistant chief of unit			0.5	1,852	0.8	2,533
Grade 8. Range \$3,310 to \$3,970:					0.2	604
Grade 7. Range \$2,980 to \$3,640:			0.5	1,522	1.2	2,807
Grade 6. Range \$2,650 to \$3,310:			0.5	1,325	0.8	1,725
Grade 5. Range \$2,320 to \$2,980:			6.3	13,450	1.8	3,508
Grade 4. Range \$2,100 to \$2,496:			43.3	82,337	15	27,214
Grade 3. Range \$1,902 to \$2,298:			72.3	124,119	39.4	63,864
Grade 2. Range \$1,704 to \$2,100:					185.8	267,946
Subprofessional service:						
Grade 8. Range \$2,980 to \$3,640:			4	12,140	1	2,600
Grade 7. Range \$2,650 to \$3,310:			2	5,410	0.3	767
Grade 6. Range \$2,320 to \$2,980:			28.5	67,110	6	12,146
Grade 5. Range \$2,100 to \$2,496:			31.5	66,130	9	16,103
Grade 4. Range \$1,902 to \$2,298:			0.5	1,017	11.4	18,475
Grade 3. Range \$1,704 to \$2,100:					6.9	10,466
Crafts, protective, and custodial service:						
Grade 4. Range \$1,770 to \$2,166:					1	1,552
Grade 2. Range \$1,440 to \$1,770:			9.5	14,209	13.6	15,878
Total permanent, field			205.4	413,556	300.6	466,288
Part-time employment, field			74.3	121,833	89.6	142,188
Overtime pay, field				101,171		123,418
Night-work differential, field				10,055		
Additional pay for foreign service, field				3,148		
All personal services, field			279.7	649,763	390.2	731,894
Total, departmental and field			317.5	745,853	459.1	899,559
Deduct quarters and subsistence furnished				240		120
01 Personal services (net)			317.5	745,613	459.1	899,439
<b>OTHER OBLIGATIONS</b>						
02 Travel				16,247		16,061
03 Transportation of things				24,367		17,658
04 Communication services				37,561		36,251
05 Rents and utility services				3,570		131,397
06 Printing and binding						59,044

By objects	Obligations		
	Estimate, 1947	Estimate, 1946	Actual, 1945
<i>For compilation of meteorological and climatological statistics, meteorological research, and operation of special weather reporting stations as required by the Army Air Forces—Continued</i>			
<b>OTHER OBLIGATIONS—continued</b>			
07 Other contractual services		\$104,150	\$23,750
08 Supplies and materials		177,425	65,891
09 Equipment		43,223	4,296
11 Grants, subsidies, and contributions		1,166	
Total other obligations		407,709	354,548
Grand total obligations		1,153,322	1,253,987
Prior year balance available in 1945			-65,068
1945 balance available in 1946		-26,822	+26,822
Advanced from Air Corps, Army		-1,126,500	-1,262,163
Estimated savings, unobligated balance			36,422
Total estimate or appropriation			
<b>BY PROJECTS OR FUNCTIONS</b>			
1. Meteorological and climatological statistics		\$676,708	\$997,018
2. Operation of special weather reporting stations		475,448	158,723
3. Meteorological research		1,166	98,246
Grand total obligations		1,153,322	1,253,987
Adjustments (see objects schedule for detail)		-1,153,322	-1,253,987
Total estimate or appropriation			

**Working Fund, Commerce, Weather Bureau (Advance From "Aviation, Navy")—**

By objects	Obligations					
	Estimate, 1947		Estimate, 1946		Actual, 1945	
	Man-years	Total salary	Man-years	Total salary	Man-years	Total salary
<i>For compilation of meteorological and climatological statistics, meteorological research, and operation of special weather reporting stations as required by the Navy</i>						
<b>PERSONAL SERVICES, DEPARTMENTAL</b>						
<b>Professional service:</b>						
Grade 1. Range \$2,320 to \$2,980:					0.1	\$300
Clerical, administrative, and fiscal service:						
Grade 9. Range \$3,640 to \$4,300:					0.1	409
Administrative assistant			0.5	\$1,588		
Grade 7. Range \$2,980 to \$3,640:			0.5	1,119	0.6	1,105
Grade 6. Range \$2,100 to \$2,496:			7	13,304	0.7	1,213
Grade 3. Range \$1,902 to \$2,298:			1.7	2,980	1	1,408
Grade 2. Range \$1,704 to \$2,100:						
Subprofessional service:					1.1	1,985
Grade 5. Range \$2,100 to \$2,496:					0.6	1,037
Grade 4. Range \$1,902 to \$2,298:					0.2	296
Grade 3. Range \$1,704 to \$2,100:						
Crafts, protective, and custodial service:					0.5	819
Grade 3. Range \$1,572 to \$1,902:						
Total permanent, departmental			10.2	19,810	4.4	7,753
Part-time employment, departmental			0.8	1,494		
Overtime pay, departmental				3,196		2,154
All personal services, departmental			11	24,500	4.4	9,907
<b>PERSONAL SERVICES, FIELD</b>						
<b>Professional service:</b>						
Grade 3. Range \$3,640 to \$4,300:					1	3,300
Meteorological specialist			1	3,860	2.6	6,937
Grade 2. Range \$2,980 to \$3,640:			4	12,122	0.1	263
Grade 1. Range \$2,320 to \$2,980:						
Clerical, administrative, and fiscal service:					0.2	439
Grade 7. Range \$2,980 to \$3,640:					0.8	1,455
Grade 6. Range \$2,100 to \$2,496:					1.5	2,365
Grade 3. Range \$1,902 to \$2,298:					12.2	17,609
Grade 2. Range \$1,704 to \$2,100:						
Subprofessional service:					3.8	8,949
Grade 6. Range \$2,320 to \$2,980:			13.1	27,540	2.9	5,157
Grade 5. Range \$2,100 to \$2,496:			3.6	6,957	6.4	10,305
Grade 4. Range \$1,902 to \$2,298:					2.3	3,400
Grade 3. Range \$1,704 to \$2,100:						
Total permanent, field			25.5	59,428	31.4	52,986
Part-time employment, field			2.1	3,171	0.1	174
Overtime pay, field				12,705		11,717
Night-work differential, field				1,927		
All personal services, field			27.6	77,231	31.5	65,877
01 Personal services (net)			38.6	101,731	35.9	75,784

WEATHER BUREAU—Continued

Working Fund, Commerce, Weather Bureau (Advance From "Aviation, Navy")—Continued

By objects	Obligations		
	Estimate, 1947	Estimate, 1946	Actual, 1945
<i>For compilation of meteorological and climatological statistics, meteorological research, and operation of special weather reporting stations as required by the Navy—Continued</i>			
<b>OTHER OBLIGATIONS</b>			
02 Travel		\$1,486	\$687
03 Transportation of things		847	155
04 Communication services		6,203	1,439
05 Rents and utility services		360	3,344
06 Printing and binding			2,704
07 Other contractual services		8,771	10,701
08 Supplies and materials		3,333	2,075
09 Equipment			414
11 Grants subsidies, and contributions		1,166	
Total other obligations		22,166	21,519
Grand total obligations		123,897	97,303
Prior year balance available in 1945			-11,389
Advanced from "Aviation, Navy"		-123,897	-107,649
Estimated savings, nonobligated balance			21,735
Total estimate or appropriation			

By projects or functions	Obligations		
	Estimate, 1947	Estimate, 1946	Actual, 1945
<i>For compilation of meteorological and climatological statistics, meteorological research, and operation of special weather reporting stations as required by the Navy—Continued</i>			
1. Meteorological and climatological statistics		\$35,000	\$31,184
2. Operation of special weather reporting stations		60,931	16,119
3. Meteorological research		1,166	15,475
4. Long range weather forecasting		26,800	25,700
5. Finishing, photographing, and printing 3-, 10-, 13-, and 16-kilometer maps			8,825
Grand total obligations		123,897	97,303
Adjustments (see objects schedule for detail)		-123,897	-97,303
Total estimate or appropriation			

Trust account:

Special Statistical Work, Weather Bureau—

This fund is derived from the Committee for Economic Development for special statistical studies. (15 U. S. C. 189a.)

Appropriated 1946, \$750  
Revised 1946, \$580

07 Other contractual services: Obligations—1946, \$580; 1945, \$720.

Statement of proposed expenditures for purchase, maintenance, repair, and operation of passenger-carrying vehicles and aircraft for the fiscal year ending June 30, 1947

WEATHER BUREAU

Appropriation	Vehicles (motor unless otherwise indicated) or aircraft to be purchased		Old vehicles or aircraft to be exchanged		Net cost of vehicles or aircraft to be purchased	Old vehicles or aircraft still to be used	Total maintenance, repair, and operation, all vehicles or aircraft	Public purpose and users
	Number	Gross cost	Number	Allowance (estimated)				
Salaries and expenses, Weather Bureau.	8	\$8,400	3	\$1,000	\$7,400	8	\$4,275	Used by regional directors, hydrologic engineer, and assistants in field service inspection, liaison, and coordination. For use of administrative personnel in Alaska.
Do.	1						6,000	
Total	9	8,400	3	1,000	7,400	8	10,275	

<sup>1</sup> Passenger-carrying automobiles.

<sup>2</sup> 1 airplane to be transferred from War or Navy Department without payment therefor.

Claims, Judgments, and Private Relief Acts—

13 Refunds, awards, and indemnities. Obligations, 1945, \$66,477.06.

During the fiscal year [1946] 1947 the Secretary of Commerce may delegate his authority to subordinate officials of the Coast and Geodetic Survey, the Weather Bureau, and the Civil Aeronautics Administration, to authorize payment of expenses of travel and transportation of household goods of officers and employees on change of official station: *Provided*, That in no case shall such authority be delegated to any official below the level of the heads of regional or field offices.

[Not to exceed \$1,000 of the appropriations in the Department of Commerce Appropriation Act, 1945, available for travel shall be available under regulations to be prescribed by the Secretary of Commerce for obligations incurred by officers and employees of the Department of Commerce for traveling expenses of returning members of their immediate families from outlying Territories and possessions of the United States to their former homes in the United States or points of not further distance, since the outbreak of hostilities in December 1941, regardless of the fiscal year during which such obligations were incurred.]

The appropriations "Maintenance and operation of air-navigation facilities", Office of Administrator of Civil Aeronautics; "Salaries and expenses", Civil Aeronautics Board; and "Salaries and expenses", Weather Bureau, shall be available, under regula-

tions to be prescribed by the Secretary, for furnishing to employees of the Civil Aeronautics Administration, the Civil Aeronautics Board, and the Weather Bureau in Alaska free emergency medical services by contract or otherwise and medical supplies, and for the purchase, transportation, and storage of food and other subsistence supplies for resale to such employees, the proceeds from such resales to be credited to the appropriation from which the expenditure for such supplies was made and a report shall be made to Congress annually showing the expenditures made for such supplies and the proceeds from such resales; and appropriations of the Civil Aeronautics Administration and the Weather Bureau, available for travel, shall be available for the travel expenses of appointees of said agencies from the point of engagement in the United States to their posts of duty at any point outside the continental limits of the United States or in Alaska.

Total, Department of Commerce, annual appropriations, general account:

Estimate 1947, \$163,336,000      Appropriated 1946, \$93,044,725

Total, Department of Commerce, trust accounts:

Estimate 1947, \$225,050      Appropriated 1946, \$186,250  
Revised 1946, \$180,156

## DEPARTMENT OF THE INTERIOR

### Summary of estimates of appropriation for the fiscal year 1947, compared with appropriations for the fiscal year 1946

[The 1947 Budget estimates make specific provision for additional costs made necessary by pay legislation enacted near the close of the fiscal year 1946. The 1946 appropriations did not make specific provision for any such costs and thus the appropriations shown below are not comparable with the 1947 estimates to whatever extent deficiency appropriations may be necessary to meet these added costs.]

Bureau or subdivision	1947 Budget estimates	1946 appropriations	Increase (+) or decrease (-), 1947 estimates over 1946 appropriations
<b>GENERAL AND SPECIAL ACCOUNTS</b>			
<b>Annual appropriations:</b>			
Office of the Secretary	\$4,373,200	\$3,344,018.00	+\$1,029,182.00
Commission of Fine Arts	11,900	6,880.00	+5,020.00
Bonneville Power Administration	149,701,000	(5)	+149,701,000.00
United States High Commissioner to the Philippine Islands		3,278,900.00	-278,900.00
Office of Fishery Coordination		212,500.00	-212,500.00
Southwestern Power Administration	23,323,000	4,110,000.00	+23,213,000.00
Grazing Service	1,784,500	1,142,920.00	+641,580.00
General Land Office	3,034,700	2,587,554.69	+1,047,145.31
Bureau of Indian Affairs	41,393,515	27,338,905.00	+14,054,610.00
Bureau of Reclamation	163,554,055	116,816,150.00	+46,737,905.00
Geological Survey	13,131,000	7,665,360.00	+5,465,640.00
Bureau of Mines	20,231,100	17,429,710.00	+2,801,390.00
National Park Service	32,643,215	4,763,015.00	+27,880,200.00
Fish and Wildlife Service	12,508,275	7,639,325.00	+4,868,950.00
Government in the Territories	5,829,500	3,231,150.00	+2,598,350.00
Total, annual appropriations	16,342,119,260	17,192,506,387.69	+149,552,872.31
<b>Permanent appropriations, special accounts:</b>			
Grazing Service	525,000	525,000.00	
General Land Office	5,577,000	5,577,000.00	
Geological Survey	300	300.00	
Bureau of Mines	95,000	95,000.00	
Fish and Wildlife Service	85,000	83,948.00	+1,052.00
Government in the Territories	5,050,000	6,630,000.00	-1,580,000.00
Total, permanent appropriations, special accounts	11,332,300	12,911,248.00	-1,578,948.00
Total, general and special accounts	353,451,560	205,477,635.69	+147,973,924.31
<b>TRUST ACCOUNTS</b>			
Southwestern Power Administration		\$1,870,000.00	-\$1,830,000.00
Grazing Service	875,400	75,400.00	
General Land Office	112,000	112,000.00	
Bureau of Indian Affairs	8,244,200	8,016,600.00	+197,600.00
Bureau of Reclamation	1,358,300	1,360,300.00	-2,000.00
National Park Service	24,393	45,893.00	-21,500.00
Fish and Wildlife Service	117,700	117,300.00	+400.00
Government in the Territories	125,000	125,000.00	
Total, trust accounts	10,056,993	11,712,493.00	-1,655,500.00
<b>CONTRACT AUTHORIZATION</b>			
Bureau of Mines		\$15,000,000.00	-\$15,000,000.00

<sup>1</sup> In addition unobligated balances estimated at \$1,472,069 continued available.

<sup>2</sup> In addition unobligated balances estimated at \$20,550,843 continued available.

<sup>3</sup> In addition unobligated balances estimated at \$74,971 reappropriated.

<sup>4</sup> In addition unobligated balances estimated at \$36,386 reappropriated.

<sup>5</sup> In addition unobligated balances estimated at \$16,027 reappropriated and \$1,433,962 continued available.

<sup>6</sup> In addition unobligated balances estimated at \$41,502 reappropriated and \$2,992,468 continued available.

<sup>7</sup> In addition unobligated balances estimated at \$4,055,635 continued available.

<sup>8</sup> In addition unobligated balances estimated at \$44,140,082 continued available.

<sup>9</sup> In addition unobligated balances estimated at \$10,000 continued available.

<sup>10</sup> In addition unobligated balances estimated at \$2,819,189 reappropriated.

<sup>11</sup> In addition unobligated balances estimated at \$3,891,993 reappropriated and \$2,073,453 continued available.

<sup>12</sup> In addition unobligated balances estimated at \$14,269 reappropriated and \$121,952 continued available.

<sup>13</sup> In addition unobligated balances estimated at \$25,878 reappropriated and \$3,632,762 continued available.

<sup>14</sup> In addition unobligated balances estimated at \$2,364,594 reappropriated and \$55,000 continued available.

<sup>15</sup> In addition unobligated balances estimated at \$2,504,594 reappropriated and \$583,948 continued available.

<sup>16</sup> In addition unobligated balances estimated at \$5,214,079 reappropriated and \$7,148,618 continued available.

<sup>17</sup> In addition unobligated balances estimated at \$6,575,324 reappropriated and \$73,973,556 continued available, and excludes \$3,000,000 appropriated for Solid Fuels Administration for War, and \$25,000,000 appropriated for War Relocation Authority.

## EXPLANATORY STATEMENT

## OFFICE OF THE SECRETARY

The appropriations in this category finance the Office of the Secretary and his general staff, the Office of the Solicitor, the Divisions of Territories and Island Possessions, Petroleum Conservation, and Geography, and certain administrative divisions that serve all bureaus of the Department. Also included in this group are funds for soil and moisture conservation operations on public and Indian lands, for the contingent expenses of the Department, and for meeting the costs of penalty mail.

The annual appropriations recommended for these activities total \$4,373,200 and provide increases in every case except for penalty mail costs which are estimated to require \$96,000 less in 1947 than in 1946. The largest item of increase is for soil and moisture conservation operations which have been held to a minimum during the war period. Other increases anticipate an expansion of the program activities of the various bureaus and offices in the Department.

## COMMISSION OF FINE ARTS

The Commission of Fine Arts renders advice to Congress and the executive agencies of the Government on fine arts matters in the fields of architecture, sculpture, painting, and landscape architecture. The annual appropriation of \$11,900 recommended for 1947 includes increases to cover travel expenses of the unpaid members of the Commission, to provide for refilling a position in the office of the secretary to the Commission, and for miscellaneous expenses.

## BONNEVILLE POWER ADMINISTRATION

This Administration was created by the Bonneville Project Act of 1937 for the purpose of transmitting and marketing surplus power generated at the Bonneville Dam, Oreg., which was completed in December 1943. By Executive Order 8526, dated August 26, 1940, the Administration was given the responsibility for marketing the power generated at Grand Coulee Dam. By departmental order issued pursuant to the Hungry Horse Dam Act (Pub. Law 329, 78th Cong.), the Administration was designated to market power to be generated at the proposed Hungry Horse Dam project in Montana, and it is expected that it will be designated the marketing agent for power to be produced at the Willamette Valley project, Oreg., which has been authorized by Congress. In addition, the Rivers and Harbors Act (Public Law 14, 79th Cong.) provides that power generated at the McNary Dam project and at the Snake River navigation and power project shall be marketed by the Secretary of the Interior, in accordance with existing laws covering the disposition of power generated at the Bonneville Dam.

The Administration constructs, maintains, and operates electric transmission lines, substations and other facilities and structures for transmitting electric energy for sale to existing and potential markets, for the exchange of electric energy, and for the interconnection of the Federal projects with other systems now or hereafter constructed.

Revenues of the Administration from the sale of electric energy during the fiscal year 1945 were \$22,903,282. During the fiscal year 1946, on the basis of present conditions, it is estimated that revenues will be approximately \$18,197,000. The revenues for fiscal year 1947 are estimated at \$16,148,000, reflecting the adjustment of loads from a war to peacetime basis.

The present transmission system consists of 2,766 circuit miles of transmission lines, ranging upward to 230,000 volts, and 56 substations. Extensions and additions to be completed during the fiscal year 1946 will increase the number of circuit miles to 3,000 and the number of substations to 68. Upon completion of the 1947 program, it is estimated that 3,600 circuit miles of transmission lines will have been energized and 82 substations will be in operation. The construction program for the fiscal year 1947 is expected to require \$16,973,069. For operation and maintenance of the electric system and appurtenant facilities and for the marketing of power, it is estimated that \$4,200,000 will be required.

## HIGH COMMISSIONER TO THE PHILIPPINE ISLANDS

Anticipating that on or before July 4, 1946, the Philippine Islands will be recognized as a separate and self-governing nation pursuant to existing law, no appropriation is recommended for the Office of the United States High Commissioner to the Philippine Islands for the fiscal year 1947.

## OFFICE OF FISHERY COORDINATION

The Office of Fishery Coordination was created in 1942 to aid the fishing industry in solving its manpower and supply problems during the war period, in order to maintain the supply of sea food at the highest possible level. The agency was terminated on October 29, 1945, by an Executive order of that date; hence no appropriation is recommended for 1947.

## SOUTHWESTERN POWER ADMINISTRATION

The Southwestern Power Administration was established in 1943 by departmental order issued pursuant to Executive Orders 8944, 9353, 9366, and 9373 to perform duties assigned to the Secretary of the Interior with respect to the Grand River Dam project in Oklahoma, the Norfolk Dam project in Arkansas, and the Denison Dam project in Oklahoma and Texas. By these orders, the Administration is charged with completing the construction of and operating the Grand River Dam project and marketing electric energy generated at that project and the surplus electric energy generated at the Norfolk and Denison Dam projects, constructed and operated by the Corps of Engineers.

Pursuant to the Flood Control Act of December 22, 1944 (58 Stat. 887), the Administration has been designated by the Secretary of the Interior as the marketing agent for surplus electric power and energy generated at projects under the control of the War Department in Louisiana, Arkansas, southern Missouri, southeastern Kansas, most of Oklahoma, and eastern Texas.

It is expected that the Grand River Dam project will be returned to the State of Oklahoma during the fiscal year 1946. This project was constructed with PWA funds made available on a loan and grant basis to the Grand River Dam Authority, an agency of the State of Oklahoma. The project was taken over by the Federal Government in November 1941 and has been operated under a trust fund consisting of receipts derived from the sale of electric power and energy generated at the project.

The estimates for the 1947 appropriations will permit interconnecting Norfolk and Denison Dams with Pensacola Dam and with the authorized Bull Shoals and Table



Rock projects of the War Department and providing electric service to south Missouri, northwest Arkansas, and to municipalities and REA projects in southeastern Oklahoma and in northeastern Texas.

#### GRAZING SERVICE

The Grazing Service is responsible for the protection, management, and rehabilitation of approximately 142 million acres of Federal range lands embraced in 60 grazing districts established under the provisions of the Taylor Grazing Act of June 28, 1934, as amended, in 10 Western States. The program includes the regulation of range use, fire protection and prevention on range lands, and construction and maintenance of range improvements such as fences, trails, stock-watering devices, and fire-control structures.

Recommended annual appropriations for 1947 total \$1,784,500. That sum includes increases to provide more adequate administration of grazing districts, to improve the fire protection service, to conduct range-capacity surveys, and to make plans and surveys for and to construct range improvements.

#### GENERAL LAND OFFICE

The General Land Office surveys the public domain in 11 Western States and Alaska, and handles all negotiations in the leasing or allotment of these lands under laws designed to insure proper development of their coal, oil, gas, and other mineral resources. Among its other functions are fire suppression, timber management, and regulation of grazing on the public domain outside of grazing districts.

Annual appropriations aggregating \$3,634,700 are recommended for the General Land Office for 1947. The principal items of increase included in that sum are for expanding the staff in the central office to handle a large backlog of work and an increase in the current work load, for accelerating original surveys and resurveys of the public domain, for improving the management and protection of the timber resources on the public lands, and for making surveys and investigations to effect a greater conservation and use of public domain resources in the United States and Alaska.

#### BUREAU OF INDIAN AFFAIRS

The main objectives of the Bureau of Indian Affairs are the economic rehabilitation of the Indian wards of the United States and the assurance to them of opportunities enjoyed by other racial groups in the fields of education, health, cultural freedom, and self-government. More than 350,000 Indians in the continental United States and 32,000 Eskimos, Aleuts, and Indians in Alaska come within the jurisdiction of the Bureau.

Among the functions performed by the Bureau of Indian Affairs are the operation of approximately 400 day and boarding schools and the supervision of the education of Indian children attending public and private schools; the operation of hospitals, sanatoria, and infirmaries, and medical, dental, and public health nursing service to Indians in their homes and at clinics; the administration of about 46,000,000 acres of forest and grazing land; the maintenance of an extension service, the principal objectives of which are to encourage the use of Indian lands by Indians and to effect the use of improved farming and livestock practices by Indian farmers and livestockmen; the administration of a credit system; the construction, operation, and maintenance of irrigation systems; the

maintenance of law and order on Indian reservations and the performance of social service work; the administration of large sums held in trust for individual Indians and Indian tribes; and the construction and maintenance of buildings, utilities, and roads.

Annual appropriations aggregating \$41,393,515 are recommended for the Bureau of Indian Affairs for 1947. The major increases included in that total are for the construction of roads, buildings, and utilities; the extension of irrigation systems; the classification of positions held by Indians, in order to bring them under the Classification Act; additional personnel required by continuous service operations affected by the 40-hour week; an expansion of the agricultural extension service and of the health program; improving the management and protection of timber and range resources; an addition to the revolving loan fund; the acquisition of land for Indian use; and an expansion of services rendered to Indians and other natives of Alaska. These increases are necessitated in large measure by an anticipated return to the reservations of Indians who departed therefrom during the war period for service in the armed forces or employment in war industries.

To simplify the appropriation structure of this Bureau numerous consolidations are proposed which reduce the number of appropriations and tribal fund authorizations from more than 100 to less than 50.

#### BUREAU OF RECLAMATION

The objectives of the Bureau of Reclamation concern the conservation of land and water resources; the transformation, through irrigation, of desert lands into productive farms; the protection, through adequate water supplies, of established agricultural economy from the adverse effects of recurring droughts in the semiarid regions; and the stabilization of the livestock industry at a high level through providing the means of growing feed and forage crops. In company with these major purposes is the function of creating facilities for generation of hydroelectric power, land drainage, control of floods, improvement of navigation, silt control, regulation of stream flow, provision of municipal water supplies, and the incidental development of recreational areas and wildlife refuges. The responsibilities of the Bureau include the planning, construction, and operation of these multipurpose facilities which must be completely coordinated with facilities already built or planned to be constructed in the future, either by the Bureau of Reclamation or other agencies, so that the water resources may be used most beneficially. The activities of the Bureau are carried on in the 17 Western States.

The 1947 Budget provides funds for surveys and investigations, preparation of reports, plans, and specifications, economic studies, and land use analysis, and includes the amount of \$11,000,000 for general investigations, \$2,150,000 specifically for the Missouri River Basin, and \$500,000 specifically for the Colorado River development. The increase of \$5,580,000 in 1947 will provide for work necessary to conduct investigations on a basin-wide scale with the view to developing a shelf of worthwhile projects, construction of which could be undertaken at an accelerated rate, when and if needed, to aid in stabilizing the construction industry.

The scope of activities of the Bureau has been extended from year to year so that to the present time 57 irrigation projects or divisions of projects have been completed, of which 33 have been turned over to the water users for operation and maintenance. No Federal funds will be



required for these latter projects. In the fiscal year 1947, the Bureau will operate and maintain the remaining 24 projects. During 1946, 2,719,000 acres were irrigated from Bureau facilities and 632,800 acres were irrigated by Bureau forces, and in 1947 it is estimated that this acreage will increase to 2,886,000 and 664,200, respectively. Operation and maintenance costs of power systems are financed from power revenues within limitations established in the appropriations for the particular project. Energy generated at Bureau plants in fiscal year 1946 will approximate 13.2 billion kilowatt-hours and is estimated at 12.3 billion kilowatt-hours in 1947. Operation and maintenance estimates and limitations from all sources total \$5,946,700 for fiscal year 1947, compared to \$4,508,197 made available in 1946. The increase is due largely to maintenance work deferred during the war.

Funds available for construction totaled \$147,427,213 for the 1946 fiscal year. The estimates for 1947 for construction are intended to provide funds to permit the Bureau to continue its normal program, resumption of which was financed by the First Deficiency Appropriation Act of 1946. The aggregate amount of \$139,000,000 for 1947 contemplates construction work on 27 projects suspended or curtailed during the emergency and on three projects to be initiated during 1946. The major construction items in the 1947 program consist of \$30,000,000 for Columbia River Basin, \$25,000,000 for Central Valley of California, \$15,000,000 for Colorado-Big Thompson project, \$15,000,000 for Davis Dam, and \$18,693,600 for Missouri River Basin.

#### GEOLOGICAL SURVEY

The Geological Survey is primarily concerned with the natural resources of the United States. It investigates the geology of the United States, and conducts research in geologic and related chemical and physical problems; makes topographic, base, and other maps of the United States, separate States, and special regions; investigates the quantity, distribution, mineral quality, availability, and utilization of the surface and underground water supplies of the United States; classifies the public lands as to their mineral and water resources, and furnishes technical data for the administration of public-land laws; supervises the technical phases of operations on public lands under leases, licenses, and permits; and investigates the mineral resources and production of Alaska, and surveys and maps the Territory's geology and topography. The investigative and engineering activities of the Geological Survey are distributed among five major units—the Geologic, Topographic, Water Resources, Conservation, and Alaskan Branches.

The recommended annual appropriations for the Geological Survey total \$13,131,000. That sum includes substantial increases for topographic mapping, geologic surveys, and water investigations. Topographic quadrangle maps supply much of the basic data needed for such projects or activities as flood control, drainage, irrigation, soil conservation, river navigation, highways, railroads, transmission lines, pipe lines, tunnels, airports, television and radar towers, and large industrial developments. In view of the number of large public works projects that have been authorized or are under consideration by Congress, it is essential that the topographic mapping program be accelerated in order that data required in the planning and construction of such projects may be available to the agencies responsible for their prosecution.

The depletion of our known deposits of critical and essential minerals during the war period demands that

prompt steps be taken to inventory the Nation's mineral resources, including an appraisal of the remaining undiscovered mineral reserves. Less than 10 percent of the country has been mapped geologically on scales adequate to meet present needs, and many of the maps covering the Eastern States are obsolete. The increase recommended for geologic surveys will enable the Geological Survey to accelerate the mapping program and facilitate the search for new sources of mineral raw materials needed for peacetime industrial operations and for the establishment of reserves to meet national defense requirements.

Water for municipal supplies, irrigation, power, process uses in industry, inland navigation, and other purposes has reached the limits of the supply available in many sections of the country. Large increases in the use of water for intense and localized war activities have hastened the exhaustion of many water supplies. As the limits of supply are approached, reliable water information becomes increasingly essential for planning new and operating old developments, and for adjudicating rights. The increase recommended for water investigations will enable the Geological Survey to expand its cooperative program with States and municipalities, to supply basic water data to Federal agencies concerned with reclamation, flood control, and water utilization problems, and to make water-resource studies of national interest.

#### BUREAU OF MINES

The Bureau of Mines is engaged in scientific and technological research concerning mining. It has two basic objectives—conservation of minerals through increased efficiency in their mining, preparation, and use, and conservation of human life through safe methods of operating mines and plants.

Annual appropriations aggregating \$20,231,400 are recommended for this Bureau for 1947. The major increases included in that total are for the construction and equipment of an anthracite research laboratory authorized by a special act of Congress; the investigation and development of domestic minerals other than fuels; oil, gas, and coal investigations; expenses of mining experiment stations; metallurgical research in pilot plants; and the compilation and economic analysis of data required by the mining industry.

The serious depletion of the Nation's deposits of high-grade minerals, including coal and petroleum reserves, during the war period compels a dependence on lower grade ores until new sources of raw materials are discovered. With funds provided for national defense purposes, the Bureau of Mines has been engaged in developing new methods and processes for the economic mining and utilization of these lower grade deposits. Much progress has been made in that direction but a considerable amount of work remains to be done. The total appropriations recommended for 1947 include funds for continuing these essential programs at a level somewhat below that maintained during the war.

Other increases recommended for 1947 provide for some expansion in the safety work of the Bureau of Mines and in the fuel economy service rendered to other Federal agencies, for extraordinary repairs and improvements to its central experiment station at Pittsburgh, Pa., and for financing on a full-year basis a program initiated during the current year concerned with helium utilization and research.

There is also included in the recommended appropriations the sum of \$7,000,000 for the continuation of the research and development work directed toward the pro-

duction of synthetic liquid fuels from coal, oil shale, agricultural and forestry products, and other substances. This program, which is to extend over a period of 5 years, was authorized by Public Law 290, approved April 5, 1944.

NATIONAL PARK SERVICE

The National Park Service is responsible for the administration, protection, maintenance, and operation of some 170 areas of the national park system and 20 other areas and projects. These areas contain more than 22 million acres of federally owned lands with 4,500 miles of roads, 6,600 miles of trails, and about 3,700 buildings and other improvements.

War conditions caused a decline in visitation to National Park Service areas from a high of around 21 million in 1941 to a low of 6.9 million in the travel year ended September 30, 1943. As visitation decreased, appropriations were reduced, and the Service was placed essentially on a custodial basis. Services normally provided for the benefit of tourists were eliminated. Following the surrender of Japan, visitation to all areas increased, even though the travel season was drawing to a close. Unrestricted availability of gasoline and tires can be expected to increase visitation next summer by several hundred percent over 1945.

The amount recommended for the National Park Service for 1947 is \$32,643,215. Included in that sum is an increase of \$22,400,000 for the construction and maintenance of roads, trails, and parkways, all such work, except maintenance, having been suspended for the duration of the war. Another \$2,500,000 is provided for the construction of facilities required for administration of the areas or the accommodation of visitors. The remaining increases are to permit the Service to return to normal operations, including service to visitors, winter sports in some areas, planning for future development, and the acquisition of lands and water rights.

FISH AND WILDLIFE SERVICE

This Service is responsible for the conservation and development of our fish, bird, game, and other wildlife resources. To this end it operates fish cultural stations, fish screens, and wildlife refuges; it enforces conservation laws regarding fisheries and wildlife; it protects the salmon and other fisheries in Alaska and the seals on the Pribilof Islands; and it conducts technological and economic research designed to aid the fishing industry and the fur trade.

The total annual appropriation recommended for 1947 is \$12,508,275. The increase included in that sum is spread generally throughout the Service. It includes,

among other things, the recommissioning of certain of its vessels returned from military service, expansion of enforcement activities in the Alaskan fisheries, extension, on a cooperative basis, of the control of predatory animals and injurious rodents, the maintenance of new areas established as wildlife refuges, and the conduct of river basin studies in cooperation with other agencies planning for the construction of dams, reservoirs, and related works. The principal items of increase, however, are for Federal aid in wildlife restoration, \$2,000,000, and for the acquisition in California of land to be set aside as a wildlife management area, \$750,000. This latter amount will match a like amount appropriated by the State legislature for a cooperative undertaking to reduce crop damage by birds, particularly in the rice fields of California.

GOVERNMENT IN THE TERRITORIES

This group of appropriations provides for activities of our territorial governments—Alaska, Hawaii, and the Virgin Islands—financed out of the Federal Treasury. It does not cover the operations in Alaska of the several constituent units of the Department.

A total of \$5,829,500 is recommended for this group of annual appropriations for 1947. Funds are recommended for legislative expenses in both Alaska and Hawaii. The major item of increase is for the construction and maintenance of roads, bridges, and trails in Alaska. An initial appropriation of \$2,300,000 is recommended for the construction of highway projects estimated to cost approximately \$10,000,000. The projects are deemed essential to the further development of the Territory. Funds are recommended for surveys and plans for future highway construction. Included in the estimate also is \$1,000,000 for continuation of the reconstruction and improvement of the Richardson Highway.

PERMANENT APPROPRIATIONS AND TRUST ACCOUNTS

In addition to the annual appropriations described above, permanent appropriations aggregating \$11,332,300 and trust accounts aggregating \$10,056,993 are recommended for the Department of the Interior for 1947. Of the total for trust accounts, \$8,244,200 represents trust funds received in the Federal Treasury and credited to Indian tribes or bands under numerous acts of Congress; many of these acts also specify the disposition of these moneys, including such purposes as per capita distribution to the Indians, operation of Indian lumber mills, payment of attorneys' fees, and insurance on tribal property. The other large group of trust fund appropriations is that dealing with the Bureau of Reclamation, for which \$1,358,300 is recommended for 1947.

ESTIMATES OF APPROPRIATION

OFFICE OF THE SECRETARY

SALARIES

Salaries, Office of Secretary of the Interior—

Salaries: For the Secretary of the Interior (hereafter in this Act referred to as the Secretary), and other personal services in the District of Columbia and elsewhere, [**\$1,079,740**] *\$1,350,000*: *Provided*, That no part of the appropriation made available to the office of the Secretary by this section shall be used for the broadcast of radio programs designed for or calculated to influence the passage or defeat of any legislation pending before the Congress. (*5 U. S. C. 481-498; 5 U. S. C. 46; Act of July 3, 1945, Public Law 123.*)  
 Estimate 1947, **\$1,350,000**                      Appropriated 1946, **\$1,079,740**

By objects	Obligations					
	Estimate, 1947		Estimate, 1946		Actual, 1945	
	Man-years	Total salary	Man-years	Total salary	Man-years	Total salary
<b>PERSONAL SERVICES, DEPARTMENTAL</b>						
Clerical, administrative, and fiscal service:						
Grade 16. In excess of \$9,800:						
Secretary.....	1	\$15,000	1	\$15,000	1	\$15,000
Under Secretary.....	1	10,000	1	10,000	1	10,000
Grade 15. Range \$8,750 to \$9,800:						
Assistant Secretary.....	2	19,600	2	19,600	2	18,000
Director of information.....	1	9,275	1	9,225	1	8,108
Director, division of power.....	1	9,013	1	9,013	1	8,062
Director, division of budget and administrative management.....	1	9,013	1	9,013	1	8,000

OFFICE OF THE SECRETARY—Continued

SALARIES—continued

Salaries, Office of Secretary of the Interior—Continued

By objects	Obligations					
	Estimate, 1947		Estimate, 1946		Actual, 1945	
	Man-years	Total salary	Man-years	Total salary	Man-years	Total salary
<b>PERSONAL SERVICES, DEPARTMENTAL—CON.</b>						
Clerical, administrative, and fiscal service—Continued						
Grade 14. Range \$7,175 to \$8,225:						
Director of personnel	1	\$7,700	1	\$7,700	0.9	\$6,157
Chief clerk	1	7,438	1	7,367	1	6,500
Assistant director of information	1	7,438	1	7,377	1	6,500
Assistant director, division of power	1	7,438	1	7,438	1	6,500
Assistant director, division of budget and administrative management	1	7,175	0.9	6,347		
Grade 13. Range \$6,230 to \$7,070:						
Assistant to the Secretary	2	13,510	2	13,413	2	11,617
Supervising field representative	1	6,440	1	6,440	1	5,600
Information specialist	0.9	5,796	1	6,440	1	5,600
Director, radio section	1	6,440	1	6,440	1	5,700
Engineering accountant	1	6,650	1	6,650	1	5,800
Chief, office of the budget			0.1	719	1	5,600
Chief, office of organization and methods					0.1	693
Assistant director of personnel	1	6,440	1	6,375	1	5,600
Chief, employment and training office	1	6,440	1	6,424	0.7	4,029
Director of classification					0.2	1,400
Chief, classification office	1	6,440	1	6,383	0.7	3,904
Deputy director of personnel					0.6	3,267
Purchasing officer	1	6,860	1	6,860	1	6,000
Administrative analyst	1	6,270	0.9	5,607		
Budget examiner	1	7,070	0.9	6,254		
Principal finance examiner	0.8	4,984				
Assistant director of classification					0.3	1,509
Grade 12. Range \$5,180 to \$6,020:						
Assistant to the Secretary	2	10,990	2	10,942	2	9,287
Senior information specialist	1	6,270	1	5,390	1	4,700
Budget examiner			1	5,390	1	4,600
Finance examiner	0.8	4,144				
Budget examiner	1	5,600	0.8	4,538		
Administrative analyst	1.6	8,288	0.1	539	1.2	5,577
Classification examiner	3	15,750	3	15,750	1	4,757
First assistant purchasing officer	1	5,810	1	5,810	1	4,830
Assistant chief clerk	1	5,180	1	5,180	0.5	2,108
Chief, employment section	1	5,180	1	5,180	0.3	1,375
Chief, training section	1	5,180	1	5,180	0.3	1,342
Chief, employee relations	1	5,390	1	5,390	1	4,600
Assistant chief, classification office					0.2	1,206
Personnel representative	1	5,180	1	5,180	0.3	1,493
Grade 11. Range \$4,300 to \$5,180:						
Assistant to the Secretary					0.4	2,019
Field representative	2	9,040	2	9,040	2	7,600
Chief, publications section					0.1	707
Editor-in-chief, publications section	1	4,520	1	4,520	0.9	3,293
Budget examiner	1	4,520	1	4,520	1	3,800
Special assistant to director of personnel	1	4,740	1	4,740	1	4,000
Wage rate examiner	1	4,520	1	4,520	1	3,800
Chief, employment section					0.9	3,370
Chief, training section					0.6	2,188
Classification examiner	1	4,300	1	4,300	1.4	5,478
Assistant chief clerk					0.5	2,167
Accountant and auditor	1	4,520	1	4,410	1	3,800
Second assistant purchasing officer	1	4,520	1	4,359	1	3,731
Chief, miscellaneous service division	1	5,180	1	5,180	0.9	4,255
Chief, photographic section	0.8	3,792				
Assistant to the director of information	1	4,300	1	4,300	0.5	1,768
Information director					0.4	1,678
Executive assistant	1	4,520	1	4,520	0.4	1,426
Administrative assistant	1.6	6,880	1	4,300	0.5	1,742
Administrative analyst	1	4,300				
Grade 10. Range \$3,970 to \$4,630:						
Field representative	1	4,190	1	4,190	1	3,600
Chief, procurement section	1	4,080	1	4,055	1	3,539
Grade 9. Range \$3,640 to \$4,300:						
Secretarial assistant	1	3,750	1	3,699	1.2	4,293
Expert on social functions, customs, and practices			1	4,131	1	3,477
Administrative assistant	1.8	6,662	2	7,370	2.6	8,742
Personnel assistant	2	7,500	2	7,416	1	3,350
Field representative	1	3,750	1	3,750	1	3,200
Special assistant to director of personnel	1	3,970	1	3,970	1	3,400
Chief, appointments and records section					1	3,300
Classification examiner	3	11,250	3	11,196	2.7	9,278
Personnel technician	1	3,750	1	3,750	1	3,200
Assistant to chief clerk					0.5	1,737
Contact officer	1	3,860	1	3,860	1	3,300
Assistant chief clerk	1	3,860	1	3,860	1	3,300
Assistant chief, procurement section	1	3,750	1	3,720	0.9	2,828
Assistant chief, accounting division	0.8	2,912				
Priorities specialist	1	3,860	1	3,860	1	3,300
Traffic manager	1	3,970	1	3,911	1	3,350
Personal secretary	1	3,750	1	3,750	1	3,200
Employee counselor	1	3,640	1	3,640		
Inspector of textiles and clothing	1	3,750	1	3,682	0.4	1,328
Chief, veterans unit	1	3,640	1	3,640	0.1	133
Grade 8. Range \$3,310 to \$3,970:						
Grade 7. Range \$2,980 to \$3,640:						
Grade 6. Range \$2,650 to \$3,310:						
Grade 5. Range \$2,320 to \$2,980:						
Grade 4. Range \$2,100 to \$2,496:						
Grade 3. Range \$1,902 to \$2,298:						
Grade 2. Range \$1,704 to \$2,100:						

By objects	Obligations					
	Estimate, 1947		Estimate, 1946		Actual, 1945	
	Man-years	Total salary	Man-years	Total salary	Man-years	Total salary
<b>PERSONAL SERVICES, DEPARTMENTAL—CON.</b>						
Clerical, administrative, and fiscal service—Continued						
Grade 1. Range \$1,506 to \$1,902	23.3	\$38,264	20.7	\$33,778	23.1	\$30,638
Professional service:						
Grade 8. Range \$8,750 to \$9,800:						
Chief, branch of economics and statistics	1	9,275	1	9,145	1	8,250
Chief, branch of marketing and operations	1	9,013	1	8,882	0.7	5,755
Chief counsel	1	9,013	1	8,790	0.7	5,333
Grade 7. Range \$7,175 to \$8,225:						
Assistant chief counsel					0.3	2,149
Chief engineer	1	7,438	1	7,438	1	6,625
Chief power economist					0.5	3,417
Director of forests	1	7,175				
Director of land classification	0.8	6,154	1	7,630	0.8	5,625
Vice chairman and executive officer, water resources committee	0.8	5,950	1	7,296	1	6,500
Grade 6. Range \$6,230 to \$7,070:						
Rate engineer	1	6,650	1	6,650	1	5,800
Special adviser on labor relations	1	6,440	1	6,440	1	5,600
Assistant director of forests	1	6,440	1	6,311	0.8	4,932
Safety engineer	1	6,230	0.6	3,738		
Senior attorney	1	6,230	1	6,230	0.5	2,831
Engineer	0.8	4,984				
Grade 5. Range \$5,180 to \$6,020:						
Senior attorney					0.5	2,300
Engineer	1	5,390	1	5,358	1	4,600
Special assistant to the assistant director					0.1	549
Executive assistant land classification economist	1	5,180	1	5,180	0.4	1,724
Grade 4. Range \$4,300 to \$5,180:						
Assistant land classification economist					0.6	2,375
Assistant to special adviser	1	4,300	0.5	2,150		
Engineer	1.6	6,880				
Grade 3. Range \$3,640 to \$4,300:						
Broadcast engineer					0.2	778
Museum curator	1	3,970	1	3,970	1	3,400
Economist	0.8	2,912				
Grade 2. Range \$2,980 to \$3,640:						
Grade 1. Range \$2,320 to \$2,980:						
Subprofessional service:						
Grade 8. Range \$2,980 to \$3,640					0.7	1,914
Grade 7. Range \$2,650 to \$3,310	2	5,740	2.5	7,010	2	4,600
Grade 6. Range \$2,320 to \$2,980	1	2,430	1	2,354	0.3	533
Grade 5. Range \$2,100 to \$2,496	2	4,530	2	4,484	1.5	2,790
Grade 4. Range \$1,902 to \$2,298					0.7	1,148
Grade 2. Range \$1,572 to \$1,968	2	3,738	2	3,702	1.3	1,998
Crafts, protective, and custodial service:						
Grade 7. Range \$2,364 to \$2,870	3	7,708	3	7,628	3	6,420
Grade 6. Range \$2,166 to \$2,562	3.8	8,429	2	4,530	2.5	4,823
Grade 5. Range \$1,968 to \$2,364	3	6,564	3	6,564	2.3	4,185
Grade 4. Range \$1,770 to \$2,166	11	21,944	11	21,821	11	17,740
Grade 3. Range \$1,572 to \$1,902	26.7	46,850	26.7	46,662	24.8	35,544
Grade 2. Range \$1,440 to \$1,770	2.8	4,098	3	4,328	1.1	1,200
Total permanent, departmental	486.6	1,404,347	454.8	1,311,853	463.6	1,110,289
Temporary employment, departmental	1	2,017	1.3	2,459	3.3	6,743
Part-time employment, departmental	0.5	1,000	0.5	1,000	1.2	2,020
W. A. E. employment, departmental			0.2	1,259	0.5	3,445
Overtime pay, departmental					22,002	203,467
Additional compensation, departmental					4,023	
Night-work differential, departmental					1,505	
01 Personal services (net)	488.1	1,412,331	456.8	1,344,101	468.6	1,325,964
Reimbursements for services performed—Received by transfer from "Fire protection of forests, forest industries, and strategic facilities (national defense)"		-62,331		-99,361		-129,570
Net total obligations		1,350,000		1,244,740		1,188,604
Excess of obligations over appropriation due to Public Law 106				-165,000		
Estimated savings, unobligated balance						33,816
Total estimate or appropriation		1,350,000		1,079,740		1,222,420
<b>BY PROJECTS OR FUNCTIONS</b>						
1. Secretarial staff (including the Secretary, Under Secretary, and assistant secretaries)		\$149,011		\$144,114		\$134,703
2. Special staff services (including office of field representatives, office of land utilization, advisor on labor relations, safety engineer, and suggestions committee)		88,539		76,979		60,808
3. Division of power		139,752		104,230		88,017
4. Division of information		84,142		87,932		78,698
5. Division of budget and administrative management		80,358		55,125		37,408
6. Division of personnel supervision and management		239,603		208,416		227,510
7. Division of administrative services (including office of chief clerk, purchasing officer, and miscellaneous service division)		630,926		585,303		495,353
8. Overtime pay		22,002		22,002		203,467
Grand total obligations		1,412,331		1,344,101		1,325,964
Adjustments (see objects schedule for detail)		-62,331		-261,361		-103,544
Total estimate or appropriation		1,350,000		1,079,740		1,222,420

OFFICE OF SOLICITOR

Salaries, Office of Solicitor, Department of the Interior—

For personal services in the District of Columbia and in the field, **[\$210,926]** \$267,000. (5. U. S. C. 481; Act of July 3, 1945, Public Law 123.)

Estimate 1947, \$267,000 Appropriated 1946, \$210,926

By objects	Obligations					
	Estimate, 1947		Estimate, 1946		Actual, 1945	
	Man-years	Total salary	Man-years	Total salary	Man-years	Total salary
<b>PERSONAL SERVICES, DEPARTMENTAL</b>						
Professional service:						
Grade 8. Range \$8,750 to \$9,800:						
Solicitor	1	\$9,538	1	\$9,538	1	\$8,500
Grade 7. Range \$7,175 to \$8,225:						
Associate solicitor and chairman, board of appeals	1	8,225	1	8,154	1	7,250
Assistant solicitor (chief of division)	4.1	30,755	4.1	30,452	4.6	30,025
Grade 6. Range \$6,230 to \$7,070:						
Assistant solicitor (assistant chief of division)	4.3	27,876	3.8	24,543	4.4	25,040
Principal attorney	1	6,440	1	6,279	0.7	3,920
Grade 5. Range \$5,180 to \$6,020:						
Attorney	11.2	59,696	9.6	50,877	5	23,600
Grade 4. Range \$4,300 to \$5,180:						
Attorney	2	8,820	3.2	13,960	7.1	27,350
Grade 3. Range \$3,640 to \$4,300:						
Attorney	3	11,140	2.1	7,729	1.2	3,860
Law librarian	1	3,750	0.8	3,016	1	3,200
Grade 2. Range \$2,980 to \$3,640:						
Attorney	1.1	3,388	1.1	3,388	2.2	5,870
Grade 1. Range \$2,320 to \$2,980:						
Attorney	4.9	11,634	2.3	5,556	2	4,000
Clerical, administrative, and fiscal service:						
Grade 11. Range \$4,300 to \$5,180:						
Administrative officer	1	4,520	1	4,520		
Grade 10. Range \$3,970 to \$4,630:						
Administrative officer					0.7	2,730
Grade 9. Range \$3,640 to \$4,300:						
Administrative assistant	1.8	5,525	1	3,056	0.3	1,140
Grade 7. Range \$2,980 to \$3,640:						
Grade 6. Range \$2,650 to \$3,310:						
Grade 5. Range \$2,320 to \$2,980:						
Grade 4. Range \$2,100 to \$2,496:						
Grade 3. Range \$1,902 to \$2,298:						
Subprofessional service:						
Grade 3. Range \$1,704 to \$2,100:						
Crafts, protective, and custodial service:						
Grade 3. Range \$1,572 to \$1,902:						
Total permanent, departmental	65.9	256,228	56.7	227,614	56.9	196,649
Overtime pay, departmental				2,776		29,961
All personal services, departmental	65.9	256,228	56.7	230,390	56.9	226,610
<b>PERSONAL SERVICES, FIELD</b>						
Professional service:						
Grade 6. Range \$6,230 to \$7,070:						
Counsel at large (Alaska)	1	6,650	1	6,650	0.1	200
Clerical, administrative, and fiscal service:						
Grade 3. Range \$1,902 to \$2,298:						
Total permanent, field	2	8,618	2	8,605	0.1	200
Overtime pay, field				103		209
Additional pay for foreign service, field		2,155		2,138		
All personal services, field	2	10,773	2	10,846	0.1	409
01 Personal services (net)	67.9	267,000	58.7	241,236	57	227,019
Reimbursements for services performed				-410		-4,059
Net total obligations		267,000		240,826		222,960
Excess of obligations over appropriation due to Public Law 106				-29,900		
Estimated savings, unobligated balance						1,883
Total estimate or appropriation		267,000		210,926		224,843

DIVISION OF TERRITORIES AND ISLAND POSSESSIONS

Salaries, Division of Territories and Island Possessions, Department of the Interior—

For personal services in the District of Columbia, **[\$118,980]** \$167,200. (Executive Order No. 6726; Act of July 3, 1945, Public Law 123.)

Estimate 1947, \$167,200 Appropriated 1946, \$118,980

By objects	Obligations					
	Estimate, 1947		Estimate, 1946		Actual, 1945	
	Man-years	Total salary	Man-years	Total salary	Man-years	Total salary
<b>PERSONAL SERVICES, DEPARTMENTAL</b>						
Clerical, administrative, and fiscal service:						
Grade 15. Range \$8,750 to \$9,800:						
Director	1	\$8,750	0.9	\$8,076	1.1	\$9,261
Grade 14. Range \$7,175 to \$8,225:						
Assistant director	1	7,175	0.8	5,935		
Chief, Alaskan branch	1	7,175	0.8	5,935		
Chief, Pacific branch	0.9	6,458				

By objects

Obligations

Estimate, 1947 Estimate, 1946 Actual, 1945

PERSONAL SERVICES, DEPARTMENTAL—CON.

By objects	Estimate, 1947		Estimate, 1946		Actual, 1945	
	Man-years	Total salary	Man-years	Total salary	Man-years	Total salary
<b>PERSONAL SERVICES, DEPARTMENTAL—CON.</b>						
Clerical, administrative, and fiscal service—Continued						
Grade 14. Range \$7,175 to \$8,225—Con.						
Chief, Puerto Rico and Virgin Islands branch	1	\$7,175	0.9	\$6,623	0.8	\$4,586
Grade 13. Range \$6,230 to \$7,070:						
Assistant director					0.9	5,160
Grade 12. Range \$5,180 to \$6,020:						
Assistant chief, Puerto Rico and Virgin Islands branch	1	5,600	1	5,600	1	4,662
Assistant chief, Alaskan branch	1	5,330	1	5,298	0.9	4,050
Assistant chief, Pacific branch	0.9	4,662				
Grade 11. Range \$4,300 to \$5,180:						
Administrative officer	1	4,520	0.7	3,737	1	3,800
Grade 9. Range \$3,640 to \$4,300:						
Administrative assistant	2	8,050	2	7,995	2	6,550
Disbursing clerk	1	3,860	1	3,695	1	3,303
Grade 8. Range \$3,310 to \$3,970:						
Grade 7. Range \$2,980 to \$3,640:						
Grade 6. Range \$2,650 to \$3,310:						
Grade 5. Range \$2,320 to \$2,980:						
Grade 4. Range \$2,100 to \$2,496:						
Grade 3. Range \$1,902 to \$2,298:						
Professional service:						
Grade 7. Range \$7,175 to \$8,225:						
Chief counsel	1	7,175				
Business management adviser	0.9	6,458				
Grade 6. Range \$6,230 to \$7,070:						
Chief counsel			1	6,440	1	5,600
Grade 5. Range \$5,180 to \$6,020:						
Technical assistant	1	4,300	1	4,300	0.5	1,826
Attorney	1	3,750	1	3,704	0.6	1,883
Grade 2. Range \$2,980 to \$3,640:						
Crafts, protective, and custodial service:						
Grade 3. Range \$1,572 to \$1,902:						
Total permanent, departmental	48.3	167,200	40.2	131,875	36.3	103,877
Overtime pay, departmental				1,700		18,014
01 Personal services (net)	48.3	167,200	40.2	136,575	36.3	121,891
Excess of obligations over appropriation due to Public Law 106				-17,595		
Estimated savings, unobligated balance						7,771
Total estimate or appropriation		167,200		118,980		129,662

PETROLEUM CONSERVATION DIVISION

Salaries and Expenses, Petroleum Conservation Division, Department of the Interior—

For all salaries and expenses necessary for administering and enforcing the provisions of the Act of February 22, 1935, as amended (15 U. S. C., Ch. 15A), and for cooperation with Federal and State authorities in the production and conservation of oil and gas, including personal services in the District of Columbia; travel expenses; contract stenographic reporting services; stationery and office supplies; not to exceed \$2,500 for printing and binding; and the purchase (not to exceed five), maintenance, operation, and repair of passenger-carrying vehicles, **[\$173,212]** \$247,000. (Act of July 3, 1945, Public Law 123; Act of Dec. 28, 1945, Public Law 269.)

Estimate 1947, \$247,000 Appropriated 1946, \$185,512

\* Includes \$12,300 appropriated in the First Deficiency Appropriation Act, 1946.

By objects	Obligations					
	Estimate, 1947		Estimate, 1946		Actual, 1945	
	Man-years	Total salary	Man-years	Total salary	Man-years	Total salary
<b>PERSONAL SERVICES, DEPARTMENTAL</b>						
Clerical, administrative, and fiscal service:						
Grade 9. Range \$3,640 to \$4,300:						
Administrative assistant	1	\$3,750	1	\$3,750	1	\$3,200
Grade 5. Range \$2,320 to \$2,980:						
Grade 4. Range \$2,100 to \$2,496:						
Grade 3. Range \$1,902 to \$2,298:						
Professional service:						
Grade 8. Range \$8,750 to \$9,800:						
Director	1	8,750	0.5	4,375		
Grade 7. Range \$7,175 to \$8,225:						
Assistant director	1	7,175	0.5	3,587		
Grade 2. Range \$2,980 to \$3,640:						
Crafts, protective, and custodial service:						
Grade 2. Range \$1,440 to \$1,770:						
Total permanent, departmental	10	35,013	7	22,532	3	7,025
Overtime pay, departmental				161		1,450
All personal services, departmental	10	35,013	7	22,693	3	8,475
<b>PERSONAL SERVICES, FIELD</b>						
Clerical, administrative, and fiscal service:						
Grade 14. Range \$7,175 to \$8,225:						
Chairman of board	1	7,175	1	7,175	1	7,325
Grade 13. Range \$6,230 to \$7,070:						
Member of board	2	13,300	1.5	10,080	1.7	10,850

OFFICE OF THE SECRETARY—Continued

PETROLEUM CONSERVATION DIVISION—continued

Salaries and Expenses, Petroleum Conservation Division, Department of the Interior—Continued

By objects	Obligations					
	Estimate, 1947		Estimate, 1946		Actual, 1945	
<b>PERSONAL SERVICES, FIELD—continued</b>						
Clerical, administrative, and fiscal service—Continued	Man-years	Total salary	Man-years	Total salary	Man-years	Total salary
Grade 11. Range \$4,300 to \$5,180: Principal examiner	1	\$4,520	1	\$4,520	1	\$4,000
Grade 10. Range \$3,970 to \$4,630: Senior examiner	6	25,800	5.8	24,952	5	18,850
Grade 9. Range \$3,640 to \$4,300: Examiner	17	64,740	12.8	49,316	12.3	41,249
Accountant	1	4,080	1	4,053		
Grade 8. Range \$3,310 to \$3,970	3	9,930	1	3,310	0.5	1,492
Grade 7. Range \$2,980 to \$3,640	1	3,090	1	3,090	1	2,600
Grade 6. Range \$2,650 to \$3,310	3	8,830	3	8,748	3	7,325
Grade 4. Range \$2,100 to \$2,496	5	10,962	5	10,946	4.3	7,875
Grade 3. Range \$1,902 to \$2,298	9	17,712	5	10,055	5.7	9,603
Grade 2. Range \$1,704 to \$2,100	3	5,310	3.2	5,479	3	3,955
Grade 1. Range \$1,506 to \$1,902	1	1,572	1	1,523	0.3	416
Crafts, protective, and custodial service: Grade 2. Range \$1,440 to \$1,770	4	6,222	3.8	5,918	3.5	4,475
Total permanent, field	57	183,243	46.1	149,165	42.3	120,015
Overtime pay, field		458		2,705		21,479
Night-work differential, field				430		
All personal services, field	57	183,701	46.1	152,300	42.3	141,494
01 Personal services (net)	67	218,714	53.1	174,993	45.3	149,969
<b>OTHER OBLIGATIONS</b>						
02 Travel		6,500		5,500		3,612
03 Transportation of things		200		200		320
04 Communication services		1,000		1,000		1,048
05 Rents and utility services		8,600		8,600		8,567
06 Printing and binding		2,500		2,500		1,560
07 Other contractual services		4,000		4,000		4,962
08 Supplies and materials		1,986		1,319		825
09 Equipment		3,500				703
Total other obligations		28,286		23,119		21,597
Grand total obligations		247,000		198,112		171,566
Excess of obligations over appropriation due to Public Law 106				-12,900		
Covered into Treasury as miscellaneous receipts, Public Law 369						+390
Estimated savings, unobligated balance						28,044
Total estimate or appropriation		247,000		185,512		200,000

DIVISION OF GEOGRAPHY

Salaries and Expenses, Division of Geography, Department of the Interior—

Salaries and expenses: For all necessary expenses of the Division of Geography, [during the emergency declared by the President on May 27, 1941, and for a period not exceeding thirty days thereafter,] in performing the duties imposed upon the Secretary by Executive Order 6680, dated April 17, 1934, relating to uniform usage in regard to geographic nomenclature and orthography throughout the Federal Government, including personal services in the District of Columbia, stationery and office supplies, and printing and binding, [\$25,000] \$82,000. (Act of July 3, 1945, Public Law 123.)

Estimate 1947, \$82,000

Appropriated 1946, \$25,000

By objects	Obligations					
	Estimate, 1947		Estimate, 1946		Actual, 1945	
<b>PERSONAL SERVICES, DEPARTMENTAL</b>						
Professional service:	Man-years	Total salary	Man-years	Total salary	Man-years	Total salary
Grade 7. Range \$7,175 to \$8,225: Director	1	\$7,438	0.8	\$5,721		
Grade 6. Range \$6,230 to \$7,070: Chief, research division	1	6,440				
Grade 4. Range \$4,300 to \$5,180: Linguist	1	4,520				
Geographer	2	8,820	0.3	1,323		
Grade 3. Range \$3,640 to \$4,300: Geographer	1	3,860				
Grade 2. Range \$2,980 to \$3,640	2	6,180	0.5	1,398		
Grade 1. Range \$2,320 to \$2,980	5	12,260	0.3	748		
Clerical, administrative, and fiscal service:						
Grade 7. Range \$2,980 to \$3,640	1	3,200	0.3	951		
Grade 5. Range \$2,320 to \$2,980	2	4,970	1	2,756		
Grade 4. Range \$2,100 to \$2,496	2	4,398				
Grade 3. Range \$1,902 to \$2,298	3	6,102				
Grade 2. Range \$1,704 to \$2,100	3	5,310				

By objects	Obligations					
	Estimate, 1947		Estimate, 1946		Actual, 1945	
<b>PERSONAL SERVICES, DEPARTMENTAL—CON.</b>						
Subprofessional service: Grade 3. Range \$1,704 to \$2,100	1	\$1,704				
Total permanent, departmental	25	75,202	3.2	\$12,897		
Overtime pay, departmental				398		
01 Personal services (net)	25	75,202	3.2	13,295		
<b>OTHER OBLIGATIONS</b>						
02 Travel		500				
03 Transportation of things		100				
04 Communication services		300				
06 Printing and binding		3,900				
07 Other contractual services		1,200				
08 Supplies and materials		298				
09 Equipment		500		59		
Total other obligations		6,798		59		
Grand total obligations		82,000		13,354		
Excess of obligations over appropriation due to Public Law 106				-1,354		
Estimated savings, unobligated balance				13,000		
Total estimate or appropriation		82,000		25,000		

Working Fund, Interior, United States Board on Geographical Names (Advance From "Corps of Engineers, War Department")—

By objects	Obligations					
	Estimate, 1947		Estimate, 1946		Actual, 1945	
<b>PERSONAL SERVICES, DEPARTMENTAL</b>						
Professional service:	Man-years	Total salary	Man-years	Total salary	Man-years	Total salary
Grade 7. Range \$7,175 to \$8,225: Director					1	\$6,536
Grade 6. Range \$6,230 to \$7,070: Assistant director			1	\$6,230		
Chief, research division			1	6,230	0.9	5,036
Grade 5. Range \$5,180 to \$6,020: Chief, regional research section			1	5,390	0.4	1,850
Chief, linguistics and history section			1	5,390	1	4,625
Grade 4. Range \$4,300 to \$5,180: Chief, case research section			1	4,300	5.4	17,055
Geographer			6	26,240	5.8	22,363
Linguist			1	4,300	0.5	1,742
Grade 3. Range \$3,640 to \$4,300: Geographer			4	14,890	5.4	17,055
Research analyst			1	3,640	0.8	2,613
Chief, source materials section			1	3,640	0.8	2,747
Grade 2. Range \$2,980 to \$3,640			5	15,120	5.3	13,756
Grade 1. Range \$2,320 to \$2,980			8	19,110	7.6	15,247
Clerical, administrative, and fiscal service: Grade 11. Range \$4,300 to \$5,180: Chief, records and services division			1	4,300	0.9	3,554
Grade 9. Range \$3,640 to \$4,300: Assistant chief, records and services division					0.2	533
Grade 7. Range \$2,980 to \$3,640			1	2,980	2.1	5,495
Grade 6. Range \$2,650 to \$3,310			4	10,600	4.2	9,549
Grade 5. Range \$2,320 to \$2,980			3	6,960	7.5	15,866
Grade 4. Range \$2,100 to \$2,496			11	23,690	10	18,421
Grade 3. Range \$1,902 to \$2,298			13	25,386	12.9	21,376
Grade 2. Range \$1,704 to \$2,100			2	3,408	2.7	3,874
Subprofessional service: Grade 7. Range \$2,650 to \$3,310			1	2,650	0.6	1,450
Grade 6. Range \$2,320 to \$2,980					0.7	1,454
Grade 5. Range \$2,100 to \$2,496			2	4,200	0.2	270
Grade 4. Range \$1,902 to \$2,298			2	3,870	1.2	1,967
Grade 3. Range \$1,704 to \$2,100					0.8	1,168
Crafts, protective, and custodial service: Grade 3. Range \$1,572 to \$1,902					0.9	1,170
Total permanent, departmental			71	202,528		183,478
Part-time employment, departmental					0.3	561
W. A. E. employment, departmental					0.3	420
Overtime pay, departmental				3,359		36,419
01 Personal services (net)			71	205,887	76	220,878
<b>OTHER OBLIGATIONS</b>						
02 Travel				400		392
03 Transportation of things				100		57
04 Communication services				1,500		1,839
06 Printing and binding				1,000		86
07 Other contractual services				8,000		6,921
08 Supplies and materials				1,500		2,229
09 Equipment				1,500		1,234
13 Refunds, awards, and indemnities						20
Total other obligations				14,000		12,778
Grand total obligations				219,887		233,656
Reimbursements for services performed						-3,002
Advanced from Engineer Service, Army				-200,000		-200,000
Prior year balance available in 1945						-50,541
1945 balance available in 1946				-19,887		+19,887
Total estimate or appropriation						



SOIL AND MOISTURE CONSERVATION OPERATIONS

Soil and Moisture Conservation Operations, Department of the Interior—

For all necessary expenses of administering and carrying out directly and in cooperation with other agencies a soil and moisture conservation program on lands under the jurisdiction of the Department of the Interior in accordance with the provisions of the Act of April 27, 1935 (16 U. S. C. 590a-590f), and Reorganization Plan Numbered IV, including [such special measures as may be necessary to prevent floods and siltation of reservoirs; the improvement of irrigation and land drainage; the procurement of nursery stock and the establishment and operation of erosion nurseries; the making of conservation plans and surveys; the dissemination of information; and including \$86,626] \$110,000 for departmental personal services including such services in the District of Columbia; traveling expenses; printing and binding; furniture, furnishings, office equipment and supplies; purchase (not to exceed thirteen), operation, maintenance, and repair of motor-propelled and horse-drawn passenger-carrying vehicles, hire, maintenance, and operation of aircraft, [\$1,200,000] \$1,800,000: *Provided*, That this appropriation shall be available for meeting expenses of warehouse maintenance and the procurement, care, and handling of supplies, materials, and equipment stored therein for distribution to projects under the supervision of the Department of the Interior. (5 U. S. C. 133u; 31 U. S. C. 686; Act of July 3, 1945, Public Law 123.)

Estimate 1947, \$1,800,000      Appropriated 1946, \$1,200,000

By objects	Obligations		
	Estimate, 1947	Estimate, 1946	Actual, 1945
Allotted to—			
Office of Land Utilization.....	\$58,000	\$47,872	\$36,482
Grazing Service.....	777,000	555,750	488,006
General Land Office.....	133,000	95,149	90,810
Bureau of Indian Affairs.....	593,000	480,916	416,151
Bureau of Reclamation.....	91,000	62,063	53,617
Geological Survey.....	22,000	17,565	17,264
National Park Service.....	68,000	33,655	34,681
Fish and Wildlife Service.....	58,000	30,000	33,554
Total allotments.....	1,800,000	1,323,400	1,170,565
Received by transfer from "Printing and binding, Department of the Interior".....			-159
Net total obligations.....	1,800,000	1,323,400	1,170,406
Excess of obligations over appropriation due to Public Law 106.....		-123,400	
Covered into Treasury as miscellaneous receipts, Public Law 369.....			+1,839
Estimated savings, unobligated balance.....			27,755
Total estimate or appropriation.....	1,800,000	1,200,000	1,200,000

Consolidated schedule of obligations under "Soil and moisture conservation operations, Department of the Interior." Detailed obligations are shown under each of the various functions to which allotments are made as shown in the preceding schedule

By objects	Obligations		
	Estimate, 1947	Estimate, 1946	Actual, 1945
PERSONAL SERVICES, DEPARTMENTAL			
Total permanent, departmental.....	29.7 \$108,879	26.2 \$97,417	26.2 \$81,014
Overtime pay, departmental.....		1,274	12,605
All personal services, departmental.....	29.7 108,879	26.2 98,691	26.2 93,619
PERSONAL SERVICES, FIELD			
Total permanent, field.....	234.6 678,470	230.7 638,500	219.7 506,819
Temporary employment, field.....	152.1 289,547	68.9 128,367	57.2 106,136
Part-time employment, field.....	0.2 600	0.2 600	
W. A. E. employment, field.....	111.6 152,908	41 56,611	44.6 59,726
Overtime pay, field.....		21,570	133,265
All personal services, field.....	498.5 1,221,525	340.8 845,648	321.5 805,946
Total, departmental and field.....	528.2 1,230,404	367 944,339	347.7 899,565
Deduct quarters and subsistence furnished.....		15,260	12,730
01 Personal services (net).....	528.2 1,215,144	367 929,079	347.7 886,835
OTHER OBLIGATIONS			
02 Travel.....	59,623	51,666	46,688
03 Transportation of things.....	6,380	4,420	4,502
04 Communication services.....	4,370	4,320	2,816
05 Rents and utility services.....	34,200	33,775	36,453
06 Printing and binding.....	1,780	1,780	159

Obligations

By objects	Obligations		
	Estimate, 1947	Estimate, 1946	Actual, 1945
OTHER OBLIGATIONS—continued			
07 Other contractual services.....	\$177,655	\$155,626	\$84,886
08 Supplies and materials.....	117,787	68,839	100,093
09 Equipment.....	172,111	65,295	7,900
10 Lands and structures.....	11,000	8,600	10,165
13 Refunds, awards, and indemnities.....			180
Total other obligations.....	584,556	394,321	293,842
Grand total obligations.....	1,800,000	1,323,400	1,180,677
Reimbursements for services performed.....			-10,112
Received by transfer from "Printing and binding, Department of the Interior".....			-159
Net total obligations.....	1,800,000	1,323,400	1,170,406
Excess of obligations over appropriation due to Public Law 106.....		-123,400	
Covered into Treasury as miscellaneous receipts, Public Law 369.....			+1,839
Estimated savings, unobligated balance.....			27,755
Total estimate or appropriation.....	1,800,000	1,200,000	1,200,000

Fire Protection of Forests, Forest Industries, and Strategic Facilities (National Defense)—

By objects	Obligations		
	Estimate, 1947	Estimate, 1946	Actual, 1945
Transferred to—			
"Salaries, Office of Secretary of the Interior".....			+ \$7,790
"Contingent expenses, Department of the Interior".....			+208
"Salaries and expenses, Grazing Service, Department of the Interior".....			+121,793
"Protection and management of the timber resources of the public domain".....			+147,770
"Revested Oregon & California R. R. and reconveyed Coos Bay wagon road grant lands, Oregon (reimbursable)".....			+20,962
"Administration of Indian forests".....			+113,233
"National Park Service," forest protection and fire prevention.....			+50,657
"Salaries and expenses, Fish and Wildlife Service," maintenance of mammal and bird reservations.....			+29,033
Grand total obligations.....			491,446
Covered into Treasury as miscellaneous receipts, Public Law 369.....			+1,667
Estimated savings, unobligated balance.....			31,887
Total estimate or appropriation.....			525,000

Payment of Awards, War Mineral Claims—

13 Refunds, awards, and indemnities. Obligations—1945, \$54,775.82.

CONTINGENT EXPENSES, DEPARTMENT OF THE INTERIOR

Contingent Expenses, Department of the Interior—

For the contingent expenses of the office of the Secretary and the bureaus and offices of the Department (except as otherwise provided), including teletype rentals and service; streetcar fares not exceeding \$300; traveling expenses, including not exceeding \$5,000 for inspections and investigations by the legislative branch, and any request from appropriate authority in such branch in connection therewith shall be immediately complied with by administrative authority in the Department; not exceeding \$500 for the payment of damages caused to private property by Department motor vehicles; purchase (not to exceed two, including one at not to exceed \$2,500), maintenance, repair, and operation of four passenger automobiles; expense of taking testimony and preparing the same in connection with disbarment proceedings instituted against persons charged with improper practices before the Department, its bureaus and offices; expense of translations, and not exceeding \$1,000 for contract stenographic reporting services; not exceeding \$700 for newspapers; [\$12,500] \$20,000, exclusively for payment of awards pursuant to the Act of June 26, 1944 ([Public Law 357] 5 U. S. C. 500); printing and binding; [\$208,860] \$241,000; and, in addition thereto, sums transferred from other appropriations to this for stationery supplies as follows: General Land Office, [\$6,500] \$5,000; Geological Survey, [\$13,000] \$15,000; National Park Service, \$7,500; Bureau of Reclamation, \$8,400, any unexpended portion of which shall revert and be credited to the reclamation fund; Bureau of Mines, [\$15,500] \$9,000; Grazing Service, \$6,000. (Act of July 3, 1945, Public Law 123.)

Estimate 1947, \$241,000

Appropriated 1946, \$208,860

OFFICE OF THE SECRETARY—Continued

CONTINGENT EXPENSES, DEPARTMENT OF THE INTERIOR—continued

Contingent Expenses, Department of the Interior—Continued

By objects	Obligations		
	Estimate, 1947	Estimate, 1946	Actual, 1945
02 Travel.....	\$37,890	\$30,800	\$14,423
03 Transportation of things.....	1,300	1,250	1,321
04 Communication services.....	177,570	186,320	183,027
05 Rents and utility services.....	9,800	9,800	10,942
06 Printing and binding.....	22,150	21,150	18,198
07 Other contractual services.....	11,850	11,850	9,842
08 Supplies and materials.....	185,625	228,010	217,483
09 Equipment.....	30,715	17,990	22,966
13 Refunds, awards, and indemnities.....	20,000	12,500	680
Grand total obligations.....	496,900	519,760	478,885
Reimbursements for services performed.....	-205,000	-254,000	-264,697
Received by transfer from—			
“Library, Department of the Interior”.....			-500
“Printing and binding, Department of the Interior”.....			-18,198
“Salaries and expenses, Grazing Service, Department of the Interior”.....	-6,000	-6,000	-6,000
General Land Office:			
“Surveying the public lands”.....	-1,000	-1,500	-1,500
“Salaries and expenses, branch of field examination, General Land Office”.....	-1,000	-2,000	-2,000
“Salaries and expenses of district land offices”.....	-1,000	-2,000	-2,000
“Revested Oregon and California Railroad and reconveyed Coos Bay Wagon Road grant lands, Oregon (reimbursable)”.....	-1,000	-1,000	-1,000
“Protection and management of the timber resources of the public domain”.....	-1,000		
“Reclamation fund, special fund”.....	-8,400	-8,400	-8,400
“Geological Survey”.....	-15,000	-13,000	-12,000
Bureau of Mines:			
“Salaries and expenses, Bureau of Mines”.....	-5,000	-5,000	-5,000
“Coal-mine inspections and investigations, Bureau of Mines”.....	-3,000	-3,000	-3,000
“Expenses, mining experiment stations, Bureau of Mines”.....	-1,000	-1,000	-1,000
“Investigation of deposits of critical and essential minerals in the United States and its possessions, Bureau of Mines (national defense)”.....		-6,500	-10,000
National Park Service:			
“Regional offices”.....	-475	-475	-475
“National parks”.....	-5,000	-5,000	-5,000
“National monument, historical, and military areas”.....	-1,825	-1,825	-1,825
“Boulder Dam recreational area”.....	-200	-200	-200
“Fire protection of forests, forest industries, and strategic facilities (national defense)”.....			-208
Net total obligations.....	241,000	208,860	135,882
Covered into Treasury as miscellaneous receipts, Public Law 369.....			+5,010
Estimated savings, unobligated balance.....			23,108
Total estimate or appropriation.....	241,000	208,860	164,000

BY PROJECTS OR FUNCTIONS

1. Fixed charges.....	\$198,830	\$208,830	\$194,257
2. Office of the Secretary.....	113,170	148,770	155,134
3. Office of the solicitor.....	8,500	3,500	147
4. Division of information.....	8,600	8,600	8,759
5. Division of personnel supervision and management.....	1,600	1,100	2,107
6. Division of power.....	7,700	5,900	4,871
7. Division of budget and administrative management.....	5,650	3,100	1,000
8. Office of field representatives.....	8,100	7,400	6,374
9. Office of land utilization.....	2,550	2,550	208
10. Suggestions system.....	20,940	12,500	
11. Division of territories and island possessions.....	5,900	2,900	1,929
12. General Land Office.....	9,300	8,100	9,750
13. Office of Indian Affairs.....	12,000	10,300	9,996
14. Geological Survey.....	12,850	12,060	11,678
15. Bureau of Mines.....	7,800	6,800	6,142
16. National Park Service.....	9,500	8,000	10,889
17. Fish and Wildlife Service.....	12,600	12,100	12,663
18. Grazing Service.....	400	400	480
19. Field activities of bureaus and offices.....	50,900	56,900	42,501
Grand total obligations.....	496,900	519,760	478,885
Adjustments (see objects schedule for detail).....	-255,900	-310,900	-314,885
Total estimate or appropriation.....	241,000	208,860	164,000

Penalty Mail Costs, Department of the Interior—

Penalty mail costs: For deposit in the general fund of the Treasury for cost of penalty mail of the Department of the Interior, as required by section 2 of the Act of June 28, 1944 (Public Law 364), [8315,600] \$219,000. (Act of July 3, 1945, Public Law 123.) Estimate 1947, \$219,000 Appropriated 1946, \$315,000

By objects	Obligations		
	Estimate, 1947	Estimate, 1946	Actual, 1945
04 Payment for penalty mail.....	\$219,000	\$265,858	\$200,464
Estimated savings, unobligated balance.....		49,142	58,536
Total estimate or appropriation.....	219,000	315,000	259,000

Library, Department of the Interior—

Transferred to “Contingent expenses, Department of the Interior”: 1945, \$500.

Printing and Binding, Department of the Interior—

By objects	Obligations		
	Estimate, 1947	Estimate, 1946	Actual, 1945
Transferred to—			
“Contingent expenses, Department of the Interior”.....			+\$18,198
“Soil and moisture conservation operations, Department of the Interior”.....			+159
“Salaries and expenses, Grazing Service”.....			+3,187
“General expenses, General Land Office”.....			+9,327
“General expenses, Indian Service”.....			+27,049
“Salaries and expenses, Bureau of Mines”.....			+81,851
“National Park Service,” salaries and expenses.....			+22,883
“Salaries and expenses, Fish and Wildlife Service,” general administrative expenses.....			+22,918
“Salaries and expenses, Governor and secretary, Territory of Alaska”.....			+29
“Construction and maintenance of roads, bridges, and trails, Alaska”.....			+715
“Salaries and expenses, Governor and secretary, Territory of Hawaii”.....			+3
“Salaries and expenses, Government of the Virgin Islands”.....			+242
Grand total obligations.....			186,561
Estimated savings, unobligated balance.....			13,439
Total estimate or appropriation.....			200,000

Soil and Moisture Conservation Operations, Department of the Interior (Office of Land Utilization)—

By objects	Obligations					
	Estimate, 1947		Estimate, 1946		Actual, 1945	
<b>PERSONAL SERVICES, DEPARTMENTAL</b>						
Clerical, administrative, and fiscal service:	Man-years	Total salary	Man-years	Total salary	Man-years	Total salary
Grade 15. Range \$8,750 to \$9,800:						
Assistant to the secretary.....	1	\$9,275	1	\$9,275	1	\$8,250
Grade 12. Range \$5,180 to \$6,020:						
Administrative assistant.....	1	5,180	1.2	6,072	1	4,995
Grade 7. Range \$2,980 to \$3,640.....	1	3,310	1	3,310	1	2,768
Grade 5. Range \$2,320 to \$2,980.....	1	2,650	1	2,650	1	2,163
Grade 4. Range \$2,100 to \$2,496.....	3	6,432	2	4,322	1	1,810
Professional service:						
Grade 7. Range \$7,175 to \$8,225:						
Director of soil conservation.....	1	7,700	1	7,700	1	6,750
Director of land classification.....					0.2	1,125
Grade 6. Range \$6,250 to \$7,070:						
Assistant director of soil conservation.....	1	6,440	1	6,440	1	5,650
Grade 5. Range \$5,180 to \$6,020:						
Senior soil conservationist.....	2	10,360	0.5	2,590		
Total permanent, departmental.....	11	51,347	8.7	42,359	7.2	33,511
Overtime pay, departmental.....				333		4,079
01 Personal services (net).....	11	51,347	8.7	42,692	7.2	37,590
<b>OTHER OBLIGATIONS</b>						
02 Travel.....		4,273		2,800		985
03 Transportation of things.....		50		50		3
04 Communication services.....		400		400		244
06 Printing and binding.....		180		180		159
07 Other contractual services.....		1,050		1,050		1,040



By objects	Obligations		
	Estimate, 1947	Estimate, 1946	Actual, 1945
<b>OTHER OBLIGATIONS—continued</b>			
08 Supplies and materials.....	\$500	\$500	\$177
09 Equipment.....	200	200	599
Total other obligations.....	6,653	5,180	3,207
Grand total obligations.....	58,000	47,872	40,797
Reimbursements for services performed Allotted from "Soil and moisture conservation operations, Department of the Interior".....	-58,000	-47,872	-4,315
Total estimate or appropriation.....			-36,482

**White Pine Blister Rust Control, Department of Agriculture  
(Transfer to Interior)—**

By objects	Obligations		
	Estimate, 1947	Estimate, 1946	Actual, 1945
Allotted to—			
National Park Service.....	\$401,418	\$191,108	\$96,183
General Land Office.....	165,000	72,546	36,003
Bureau of Indian Affairs.....	90,000	36,300	25,952
Total allotments.....	646,418	299,954	158,198
Received by transfer from "White pine blister rust control, Department of Agriculture".....	-646,418	-299,954	-203,173
Covered into Treasury as miscellaneous receipts, Public Law 529.....			+15
Estimated savings, unobligated balance.....			44,960
Total estimate or appropriation.....			

**Consolidated schedule of obligations under "White pine blister rust control, Department of Agriculture (transfer to Interior)." Detailed obligations are shown under each of the various functions to which allotments are made as shown in the preceding schedule**

By objects	Obligations		
	Estimate, 1947	Estimate, 1946	Actual, 1945
<b>PERSONAL SERVICES, DEPARTMENTAL</b>			
Total permanent, departmental.....	1	1	0.5
Overtime pay, departmental.....			172
All personal services, departmental.....	1	1	0.5
<b>PERSONAL SERVICES, FIELD</b>			
Total permanent, field.....	10	4	2.8
Temporary employment, field.....	253.2	112.5	56.8
W. A. E. employment, field.....	52.7	24.2	16
Overtime pay, field.....			25,600
All personal services, field.....	315.9	140.9	75.6
Total, departmental and field.....	316.9	141.9	76.1
Deduct quarters and subsistence furnished.....			5,696
01 Personal services (net).....	316.9	141.9	76.1
<b>OTHER OBLIGATIONS</b>			
02 Travel.....	7,200	2,500	1,825
03 Transportation of things.....	1,340	600	280
04 Communication services.....	700	350	120
05 Rents and utility services.....	6,800	3,500	2,025
07 Other contractual services.....	11,500	7,850	5,265
08 Supplies and materials.....	52,500	18,750	9,489
09 Equipment.....	42,400	17,100	4,352
Total other obligations.....	122,400	50,650	23,356
Grand total obligations.....	646,418	299,954	158,205
Reimbursements for services performed Received by transfer from "White pine blister rust control, Department of Agriculture".....	-646,418	-299,954	-203,173
Covered into the Treasury as miscellaneous receipts, Public Law 529.....			+15
Estimated savings, unobligated balance.....			44,960
Total estimate or appropriation.....			

**Working Fund, Interior, Office of Land Utilization—**

By objects	Obligations		
	Estimate, 1947	Estimate, 1946	Actual, 1945
<i>For the purpose of carrying out, through civilian public service camps, a program of work for conscientious objectors under the direction of the Department of the Interior</i>			
<b>PERSONAL SERVICES, DEPARTMENTAL</b>			
Clerical, administrative, and fiscal service.....			
Grade 4. Range \$2,100 to \$2,495.....	1	\$2,215	1
Grade 3. Range \$1,902 to \$2,298.....	1	2,100	1
Total permanent, departmental.....	2	4,315	2
Overtime pay, departmental.....		118	779
All personal services, departmental.....	2	4,433	2
<b>PERSONAL SERVICES, FIELD</b>			
Clerical, administrative, and fiscal service.....			
Grade 9. Range \$3,640 to \$4,300.....			
Camp director.....	1.9	7,470	3
Work superintendent.....			0.1
Grade 8. Range \$3,310 to \$3,970.....	1	3,310	0.6
Grade 7. Range \$2,980 to \$3,640.....	3.8	11,730	5.6
Grade 6. Range \$2,650 to \$3,310.....			0.4
Grade 5. Range \$2,320 to \$2,980.....			1.8
Grade 4. Range \$2,100 to \$2,495.....	1	2,196	0.7
Grade 3. Range \$1,902 to \$2,298.....	0.5	905	0.6
Professional service.....			
Grade 1. Range \$2,320 to \$2,980.....	1	2,760	1
Crafts, protective, and custodial service.....			
Grade 10. Range \$2,980 to \$3,640.....	6	18,726	6
Grade 9. Range \$2,650 to \$3,310.....	2.9	8,520	3
Grade 8. Range \$2,540 to \$3,200.....	5.8	15,142	3.4
Grade 7. Range \$2,304 to \$2,870.....	11.5	27,734	10
Grade 6. Range \$2,166 to \$2,562.....	13	29,105	16.2
Grade 5. Range \$1,968 to \$2,354.....	3	6,036	3
Grade 3. Range \$1,572 to \$1,902.....	1	1,572	0.5
Unclassified.....	4.4	9,918	7
Total permanent, field.....	56.8	145,075	62.9
Temporary employment, field.....			4.2
Overtime pay, field.....		9,442	318
Night-work differential, field.....		120	39,597
All personal services, field.....	56.8	154,637	67.1
Total, departmental and field.....	58.8	159,070	69.1
Deduct quarters and subsistence furnished.....		1,331	1,704
01 Personal services (net).....	58.8	157,739	69.1
<b>OTHER OBLIGATIONS</b>			
02 Travel.....		3,615	2,057
03 Transportation of things.....		3,413	3,237
04 Communication services.....		980	937
05 Rents and utility services.....		2,272	3,166
07 Other contractual services.....		25,503	40,078
08 Supplies and materials.....		195,133	181,023
09 Equipment.....		3,160	1,541
Total other obligations.....		234,076	232,039
Grand total obligations.....		391,815	409,931
Reimbursements for services performed Advanced from Selective Service System.....		-391,815	-2,768
Prior year balance available in 1945.....			-410,820
Estimated savings, unobligated balance.....			-13,271
Total estimate or appropriation.....			16,925

**Emergency Fund for the President, National Defense (Allotment to Interior, Office of the Secretary)—**

By objects	Obligations		
	Estimate, 1947	Estimate, 1946	Actual, 1945
<i>Expenses for the committee appointed by the President for the consideration of legislation amending the Organic Act of Puerto Rico</i>			
01 Personal services (net).....		0.3	\$1,300
<b>OTHER OBLIGATIONS</b>			
02 Travel.....			2,500
04 Communication services.....			75
07 Other contractual services.....			1,325
Total other obligations.....			3,900
Grand total obligations.....			5,200
Prior year balance available in 1945.....			-\$3,200
1945 balance available in 1946.....			+5,200
Total estimate or appropriation.....			

OFFICE OF THE SECRETARY—Continued

Emergency Fund for the President, National Defense (Allotment to Interior, Office of the Secretary)—Continued

By objects	Obligations					
	Estimate, 1947		Estimate, 1946		Actual, 1945	
	Man-years	Total salary	Man-years	Total salary	Man-years	Total salary
<i>Operation of coal mines</i>						
<b>PERSONAL SERVICES, DEPARTMENTAL</b>						
Unclassified:						
Deputy solid fuels administrator					0.1	\$1,125
Assistant deputy solid fuels administrator					0.2	1,725
Assistant deputy coal mines administrator					0.1	50
General counsel					0.1	1,035
Associate director of health and safety					0.1	295
Assistant chief, health and safety branch					0.2	1,230
Chief, compliance division					0.1	584
Chief, information division					0.1	126
Chief, conservation and information division					0.16	168
Chief, production unit					0.1	314
Assistant general counsel					0.6	4,604
Chief, field office division					0.1	93
Head administrative officer					0.1	280
Administrative assistant					0.2	1,163
Personnel officer					0.1	19
Assistant chief, field office division					0.2	709
Chief, press information					0.1	219
Attorney (chief, distribution unit)					0.1	114
Business economist					0.3	1,054
Attorney (chief, research and legal)					0.2	845
Attorney					1.0	4,229
Chief, budget and administrative services division					0.1	73
Information specialist					0.7	3,870
Chief, records section					0.1	40
Personal assistant to deputy solid fuels administrator					0.2	\$17
Assistant chief, legal division					0.1	542
Chief, finance and accounting division					0.2	1,126
Consultant					0.1	250
Senior accountant and auditor					0.4	1,894
Assistant chief, division of information					0.1	575
Administrative assistant					0.2	1,369
Accountant and auditor					0.2	728
Reviewer					0.2	500
Range \$2,900 to \$3,500					0.2	590
Range \$2,600 to \$3,200					0.1	286
Range \$2,300 to \$2,900					0.7	1,425
Range \$2,000 to \$2,600					1.2	2,732
Range \$1,800 to \$2,160					2.1	4,417
Range \$1,620 to \$1,980					2.4	4,116
Range \$1,440 to \$1,800					2.8	4,181
Range \$1,200 to \$1,500					0.3	315
Range \$1,080 to \$1,380					0.1	66
Total permanent, departmental					16.7	49,875
Overtime pay, departmental						7,525
All personal services, departmental					16.7	57,400
<b>PERSONAL SERVICES, FIELD</b>						
Unclassified:						
Regional bituminous coal manager					0.2	1,083
Area distribution manager					0.5	2,624
Regional representative					0.2	813
Assistant area distribution manager					0.9	4,998
Associate area distribution manager					0.4	2,283
Assistant regional representative					0.1	230
Field manpower representative					0.3	1,618
Distribution analyst					0.3	1,285
Field distribution representative					0.3	944
Compliance officer					8.8	30,874
Assistant to the manager					0.1	230
Range \$2,900 to \$3,500					0.3	881
Range \$2,600 to \$3,200					2.0	5,594
Range \$2,300 to \$2,900					0.4	944
Range \$2,000 to \$2,600					1.0	2,052
Range \$1,800 to \$2,160					3.4	6,530

Statement of proposed expenditures for purchase, maintenance, repair, and operation of passenger-carrying vehicles for the fiscal year ending June 30, 1947

OFFICE OF THE SECRETARY

Appropriation	Vehicles (motor unless otherwise indicated) to be purchased		Old vehicles to be exchanged		Net cost of vehicles to be purchased	Old vehicles still to be used	Total maintenance, repair, and operation, all vehicles	Public purpose and users
	Number	Gross cost	Number	Allowance (estimated)				
Salaries and expenses, Petroleum Conservation Division, Department of the Interior	5	\$5,000	5	\$1,500	\$3,500	14	\$4,500	Used by members of the board and field examiners assigned to field inspection regulatory work.
Soil and moisture conservation operations, Department of the Interior	13	13,000	13	3,900	9,100	16	14,900	Transportation of supervisory and technical personnel directing soil and moisture conservation activities on widely scattered areas.
Contingent expenses, Department of the Interior	2	3,500	1	300	3,200	3	2,750	3 vehicles for use of the Secretary, Under Secretary, assistant secretaries, and heads of bureaus and offices; 1 vehicle for use of field representatives in making field investigations.
<b>Total</b>	<b>20</b>	<b>21,500</b>	<b>19</b>	<b>5,700</b>	<b>15,800</b>	<b>33</b>	<b>22,150</b>	

By objects	Obligations					
	Estimate, 1947		Estimate, 1946		Actual, 1945	
	Man-years	Total salary	Man-years	Total salary	Man-years	Total salary
<b>PERSONAL SERVICES, FIELD—continued</b>						
Unclassified—Continued						
Range \$1,620 to \$1,980					3.6	\$6,246
Range \$1,440 to \$1,800					1.2	1,776
Total permanent, field					24	70,805
Overtime pay, field						12,552
All personal services, field					24	83,357
01 Personal services (net)					40.7	140,757
<b>OTHER OBLIGATIONS</b>						
02 Travel						12,780
03 Transportation of things						528
04 Communication services						16,097
05 Rents and utility services						3,271
06 Printing and binding						679
07 Other contractual services						39
08 Supplies and materials						1,152
Total other obligations						34,546
Grand total obligations						175,303
Reimbursements for services performed						-50,646
Prior year balance available in 1945						-233,274
Estimated savings, unobligated balance						108,617
Total estimate or appropriation						
<i>Surplus property disposal in Territories and possessions</i>						
02 Travel						3
03 Transportation of things						21
04 Communication services						8
05 Rents and utility services						25
06 Printing and binding						12,977
07 Other contractual services						489
08 Supplies and materials						10,965
09 Equipment						24,488
Grand total obligations						-60,000
Received by transfer from "Emergency fund for the President, national defense"						35,512
Estimated savings, unobligated balance						
Total estimate or appropriation						

Foreign Service Pay Adjustment, Appreciation of Foreign Currencies (Interior)—

By objects	Obligations		
	Estimate, 1947	Estimate, 1946	Actual, 1945
01 Personal services (net)			\$364
Received by transfer from appropriation under above title			-862
Estimated savings, unobligated balance			498
Total estimate or appropriation			

Total, Office of the Secretary, annual appropriations, general account:

Estimate 1947, \$t,373,260      Appropriated 1946, \$3,344,018

Trust accounts:

Proceeds From Effects of Deceased Employees—  
Unobligated balance—1945, \$288.

Unclaimed Moneys of Individuals Whose Whereabouts Are Known—  
Unobligated balance—1945, \$10.

COMMISSION OF FINE ARTS

Expenses, Commission of Fine Arts—

For expenses made necessary by the Act establishing a Commission of Fine Arts (40 U. S. C. 104), including personal services in the District of Columbia, printing and binding and payment of actual traveling expenses of the members and secretary of the Commission in attending meetings and committee meetings of the Commission either within or outside of the District of Columbia, to be disbursed on vouchers approved by the Commission, **[\$6,880]** \$11,900. (Act of July 3, 1945, Public Law 1-3.)

Annual appropriation, general account:

Estimate 1947, **\$11,900**                      Appropriated 1946, **\$6,880**

By objects	Obligations					
	Estimate, 1947		Estimate, 1946		Actual, 1945	
<b>PERSONAL SERVICES, DEPARTMENTAL</b>						
Clerical, administrative, and fiscal service: Grade 11. Range \$4,500 to \$5,180.						
Secretary	1	\$4,740	1	\$1,685	1	\$4,000
Grade 3. Range \$1,902 to \$2,298	1	1,902				
Crafts, protective, and custodial service: Grade 2. Range \$1,440 to \$1,750	1	1,506	1	1,430	1	1,200
Total permanent, departmental	3	8,148	2	6,155	2	5,200
Overtime pay, departmental				108		946
01 Personal services (net)		8,148		6,283		6,146
<b>OTHER OBLIGATIONS</b>						
02 Travel		2,325		585		458
04 Communication services		225		120		157
06 Printing and binding		300		200		194
07 Other contractual services		500		310		417
08 Supplies and materials		402		250		398
Total other obligations		3,752		1,465		1,624
Grand total obligations		11,900		7,748		7,770
Received by transfer from "Printing and Binding, Commission of Fine Arts"						-200
Excess of obligations over appropriation due to Public Law 106				-868		
Estimated savings, unobligated balance						40
Total estimate or appropriation		11,900		6,880		7,610

Printing and Binding, Commission of Fine Arts—

Transferred to "Expenses, Commission of Fine Arts": 1945, \$200.

BONNEVILLE POWER ADMINISTRATION

Construction, Operation, and Maintenance, Bonneville Power Transmission System—

[Not to exceed \$3,487,110 of the unobligated balance of the appropriation "Construction, operation, and maintenance, Bonneville power transmission system", shall be available under the account for said appropriation in the fiscal year 1946 for expenses of marketing and operation of transmission facilities, and administrative costs in connection therewith, including \$20,850 for personal services in the District of Columbia, the purchase (not exceeding thirty), maintenance, and operation of passenger automobiles, and hire, maintenance, and operation of aircraft: *Provided*, That funds available for construction of transmission lines shall be available only for the construction of such lines as have been previously authorized by Congress.]

*Construction, operation, and maintenance, Bonneville power transmission system: For construction and acquisition of transmission lines, substations, and appurtenant facilities; operation and maintenance of the Bonneville transmission system; marketing of electric power and energy; and all administrative expenses, including printing and binding; purchase (not to exceed thirty-nine in the fiscal year 1947), hire, maintenance, repair, and operation of passenger automobiles; purchase (not to exceed two in the fiscal year 1947), hire, maintenance, repair, and operation of aircraft; \$19,701,000, to be available until expended, of which amount not to exceed \$4,200,000 shall be available in the fiscal year 1947 for operation and maintenance of the Bonneville transmission system, marketing of electric power and energy, and administrative expenses connected therewith, including \$24,750 for personal services in the District of Columbia. (16 U. S. C. 832-832f, as amended by Act of Oct. 23, 1945, Public Law 201; Executive Order 8526; 43 U. S. C. 593-A; Act of Dec. 22, 1944, Public Law 534; Act of Mar. 2, 1945, Public Law 14; Act of July 3, 1945, Public Law 123.)*

Annual appropriation, general account:

Estimate 1947, **\$19,701,000**

By objects	Obligations					
	Estimate, 1947		Estimate, 1946		Actual, 1945	
<b>PERSONAL SERVICES, DEPARTMENTAL</b>						
Clerical, administrative, and fiscal service: Grade 9. Range \$3,640 to \$4,300.						
Senior administrative assistant	1	\$3,970	1	\$3,860	1	\$3,300
Grade 6. Range \$2,650 to \$3,310	1	2,760	1	2,630		
Grade 5. Range \$2,320 to \$2,980					0.9	1,844
Grade 4. Range \$2,100 to \$2,496	2.1	4,720	2	4,200	1.9	3,278
Professional service: Grade 7. Range \$7,175 to \$8,225:						
Consulting engineer	1	7,700	1	7,438	1	6,688
Grade 5. Range \$5,180 to \$6,020: Engineer	1	5,600	1	5,390	1	4,600
Total permanent, departmental	6.1	24,750	6	23,538	5.8	19,710
Overtime pay, departmental				244		2,995
All personal services, departmental	6.1	24,750	6	23,782	5.8	22,705
<b>PERSONAL SERVICES, FIELD</b>						
Clerical, administrative, and fiscal service: Grade 16. In excess of \$9,800: Administrator	1	10,000	1	10,000	1	10,000
Grade 14. Range \$7,175 to \$8,225: Assistant administrator	1	8,225	1	8,225	1	7,521
Controller	1	8,225	1	8,225	0.8	5,542
Director of personnel	1	7,175	0.5	5,381		
Special assistant	1	7,175				
Chief, division of administrative services	1	7,438	1	7,438	1	6,625
Chief, division of finance and accounts	1	7,175			1	6,500
Chief, division of power sales and service	1	8,225	1	8,225	0.5	3,283
Chief, division of budget and organization planning	1	7,175				
Grade 13. Range \$6,230 to \$7,070: Assistant to controller	1	6,440	1	6,440	0.9	5,102
Chief, accounting section	1	6,440	1	6,440	1	5,700
Director of information	1	6,230	1	6,230	0.2	1,400
Director of personnel	1	6,440			0.3	1,695
Executive secretary	1	6,440	1	6,440	1	5,650
Liaison officer	1	6,230	1	6,230	0.7	3,733
District manager	3	19,530	3	19,320	3.2	18,506
Personnel officer	1	6,230				
Administrative analyst	1	6,230				
Chief, utilization section	1	6,230				
Grade 12. Range \$5,180 to \$6,020: Classification officer	1	5,390	1	5,390	1	4,600
Chief, budget and fiscal staff	1	5,180	1	5,180	0.4	1,891
Chief, procurement section	1	5,600	1	5,390	1	4,800
Chief, reports staff	1	5,390	1	5,180	0.6	2,875
Acting chief, information division					0.7	3,450
District manager	3	15,750	3	15,750	1.5	6,708
Administrative officer	1	5,390	1	5,180	1	4,600
Field representative	2	10,360	2	10,360	0.4	1,725
Labor relations representative	1	5,180	1	5,180	1	4,600
Assistant to chief, division of finance and accounts	1	5,180	0.8	4,144		
Assistant chief, utilization section			0.7	3,626		
Budget analyst	2	10,360				
Grade 11. Range \$4,300 to \$5,180: Chief, organization and procedure staff			1	4,300	1	3,800
Chief, personnel actions and records section	1	4,520	1	4,300	1	3,800
Acting chief, budget and fiscal staff					0.7	2,850
Branch manager	0.5	2,150			1	3,800
Chief, employment and personnel relations section	1	4,300	0.8	3,225	0.9	3,346
Field representative	2	8,820	2	8,820	1.6	6,300
Information specialist	1	4,520	1	4,300	0.7	2,850
Financial examiner	1	4,300	1	4,300	0.4	1,583
Assistant to chief, division of industrial resources development	1	4,520	1	4,300	1	3,800
Chief, office service section	1	4,740	1	4,520	1	3,950
Accountant	2	8,600	1	4,300	1.2	4,824
Utilization representative	1	4,300	2	8,600	1	3,800
Tariff traffic analyst	1	4,300	1	4,300	0.4	1,436
Acting district manager					0.5	2,058
Assistant superintendent, substation maintenance	1	4,520	1	4,300	0.6	2,217
Administrative officer	2	8,600	0.5	2,150	0.4	1,541
Assistant classification officer	1	4,520	1	4,520	0.3	1,151
Budget analyst	1	4,300	0.8	3,440		
Assistant procurement officer	1	4,300	1	4,300		
Utilization specialist	2.5	10,750				
Administrative analyst	1	4,520				
Assistant to chief, division of administrative services	1	4,300				
Commercial heating representative	1	4,300				
Grade 10. Range \$3,970 to \$4,630: Chief, general accounting unit	1	4,080	1	4,080	1	3,500
Chief, disbursement audit unit	1	4,080	1	4,080	1	3,500
Chief, account classification and control unit	1	4,080	1	4,080	1	3,500
Chief, stores section	1	4,080	1	4,080	1	3,500
Superintendent of equipment	1	4,080	1	4,080	1	3,500
Accountant	1	4,080	1.5	5,955	1.4	4,958
Superintendent of construction	2	8,160	2	8,160	2	7,000
Assistant superintendent of shops	1	4,080	1	4,080	1	3,500
Chief, training unit	1	4,080	1	3,970	0.7	2,333
Grade 9. Range \$3,640 to \$4,300: Chief, employment unit	1	3,750	1	3,640	1.1	3,483
Assistant procurement officer					0.6	1,933
Information specialist					0.2	800
Accountant	2	7,390	3	10,920	2.5	8,004
Field representative					0.8	2,800
Administrative assistant	9	34,080	8	30,330	9.5	30,967
Administrative analyst			2	7,280	0.9	3,067

BONNEVILLE POWER ADMINISTRATION—Continued

Construction, Operation, and Maintenance, Bonneville Power Transmission System—Continued

By objects	Obligations					
	Estimate, 1947		Estimate, 1946		Actual, 1945	
	Man-years	Total salary	Man-years	Total salary	Man-years	Total salary
<b>PERSONAL SERVICES, FIELD—continued</b>						
Clerical, administrative, and fiscal service—Continued						
Grade 9. Range \$3,640 to \$4,300—Con.						
Utilization specialist	1	\$3,750	2	\$7,280	0.1	\$266
Wage analyst			1	3,640	0.1	356
Chief, training unit					0.3	1,067
Merchandising specialist	1	3,640	0.7	2,548		
Fiscal analyst	7	23,720	4.5	15,005	7.6	22,141
Grade 8. Range \$3,310 to \$3,970	26	80,780	20.7	64,766	19.5	51,508
Grade 7. Range \$2,980 to \$3,640	35	94,070	24.8	68,051	20.1	47,066
Grade 6. Range \$2,650 to \$3,310	124	290,628	91	213,694	61.9	125,736
Grade 5. Range \$2,320 to \$2,980	269.9	442,592	178	376,419	138.8	253,440
Grade 4. Range \$2,100 to \$2,496	162	315,846	189.4	364,661	173.7	285,070
Grade 3. Range \$1,902 to \$2,298	67	116,874	63.5	110,502	56.1	81,241
Grade 2. Range \$1,704 to \$2,100	3	4,650	3	4,518	2.8	3,519
Grade 1. Range \$1,506 to \$1,902						
<b>Professional service:</b>						
Grade 8. Range \$8,750 to \$9,800:						
Power manager	1	8,750	1	8,750		
Grade 7. Range \$7,175 to \$8,225:						
Power manager					1	7,500
General counsel	1	8,225	1	8,225	1	7,500
Chief engineer	1	8,225	1	8,225	1	7,500
Chief, division of engineering and construction	1	7,438	1	7,438	1	6,625
Chief, division of operations and maintenance	1	7,438	1	7,175	1	6,229
Chief, division of industrial resources development	1	7,438	1	7,175	1	6,500
Assistant general counsel	1	7,438	1	7,438	2	13,663
Special adviser to Administrator			0.7	5,360	0.8	5,659
Special assistant general counsel	1	7,175	1	7,175		
Economist			1	7,175		
Assistant power manager	1	7,700				
Grade 6. Range \$6,230 to \$7,070:						
Chief, maintenance section	1	6,440	1	6,230	0.8	4,666
Chief, operating section	1	6,440	1	6,230	0.8	4,433
Chief, system engineering staff	1	6,440	1	6,440	1	5,600
Chief, system development section	1	6,860	1	6,670	1	5,950
Chief, customer's service section	1	6,440	1	6,670	0.9	5,975
Chief, industrial sales contacts section	1	6,440	1	6,230	1	5,600
Chief, power resources section	1	6,440	1	6,440	1	5,700
Chief, industrial analysis section	1	6,230	1	6,230	0.9	5,126
Chief, market analysis section	1	6,440	1	6,230	1	5,600
Chief, valuation and analysis section	1	6,670	1	6,440	1	5,600
Assistant to chief engineer	1	6,440	1	6,440	1	5,600
Assistant to power manager	1	6,440	1	6,230	0.5	3,633
Attorney	4	25,340	4	24,920	2.1	11,620
Industrial marketing analyst	2	12,460	1.5	9,345	0.5	2,567
Transportation economist	1	6,230	1	6,230	0.1	342
Chief, construction section	1	6,440	1	6,440	1	5,700
Chief, design section	1	6,440	1	6,440	0.9	5,158
Chief, materials specifications and inspection unit					0.2	1,167
Industrial analyst	1	6,230	1	6,230		
Engineer	1	6,230	1	6,230		
Forest products analyst	1	6,230	1	6,230		
Special assistant to chief, division of power sales and service	1	6,670	0.8	5,320		
Chief, rates and statistics section	1	6,230	0.2	1,330		
Chief, inspection unit	1	6,230	0.5	3,115		
Research analyst	1	6,670				
Chief, contract service section	1	6,670				
Grade 5. Range \$5,180 to \$5,920:						
Chief, safety section	1	5,390	1	5,180	0.5	2,492
Engineer	24	127,260	20.6	107,660	12.4	57,683
Attorney	2	10,360	2	10,360	2.6	12,279
Chief, plant records unit	1	5,390	1	5,180	1	4,600
Chief, land section	1	5,390	1	5,390	1	4,700
Chief pilot	1	5,180				
Economist	1	5,390	1	5,180	0.7	3,258
Industrial analyst	1	5,390	1	5,180	0.9	3,961
Field representative	2	10,360	2.9	15,022		
Sales representative	2	10,360	0.5	2,590		
Assistant chief, rates and statistics section	1	5,390				
Chief, engineering studies unit	1	5,390	1	5,180	1	4,600
Chief, system protection unit	1	5,390	1	5,180	1	4,600
Chief, alternating current calculating board studies unit	1	5,390	1	5,180	1	4,408
Chief, substation design unit	1	5,180	1	5,390	1	4,770
Chief, substation construction unit	1	5,390	1	5,390	1	4,770
Chief, building unit	1	5,180	1	5,180	1	4,600
Chief, transmission construction unit	1	5,390	1	5,180	1	4,600
Chief, transmission design unit	1	5,390	1	5,390	1	4,600
Chief, control and communications section	1	5,390	1	5,180	0.9	4,216
Chief, shop and equipment unit	1	5,390	1	5,180	0.8	3,642
Superintendent of power dispatchers	1	5,390	1	5,180	1	4,600
Superintendent of substations	1	5,390	1	5,180	0.8	3,834

By objects	Obligations					
	Estimate, 1947		Estimate, 1946		Actual, 1945	
	Man-years	Total salary	Man-years	Total salary	Man-years	Total salary
<b>PERSONAL SERVICES, FIELD—continued</b>						
<b>Professional service—Continued</b>						
Grade 5. Range \$5,180 to \$6,020—Con.						
Superintendent of transmission	1	\$5,390	1	\$5,390	1	\$4,600
Assistant chief, industrial analysis section			1	5,180		
Acting chief, rates and statistics section			1	5,390	1	4,600
Assistant to power manager					0.5	2,109
Architect					1	4,600
Grade 4. Range \$4,300 to \$5,180:						
Engineer	50.5	223,770	38.7	170,458	29.6	114,622
Attorney	2	9,640	1	4,740	1.3	5,108
Timber appraiser	1	4,300	1	4,300		
Chief, title unit	1	4,300				
Land negotiator	2	8,600	1.7	7,316		
Land appraiser	2	8,600	1.7	7,310		
Economic analyst	1	4,520	1	4,300	0.2	718
Economist	1	4,300	1	4,300	0.3	1,108
Tariff analyst	1	4,300				
Industrial marketing analyst	1	4,300	0.3	1,075		
Chief, program and special studies unit	1	4,300				
Superintendent of construction	4	17,840	3.5	15,490	3	11,500
Architect	2	9,260	2	9,260	2	7,800
Inspector	1	4,300			0.3	1,341
Chief, laboratory unit	1	4,520	1	4,300		
Chief, communications unit	1	4,520	1	4,520	1	3,800
Chief, relay unit	1	4,520	1	4,300	0.7	2,692
Superintendent, transmission maintenance	1	4,520	1.5	6,670	1	3,800
Office engineer	1	4,300	1	4,300		
Superintendent, substation operations	1	4,520	1	4,300	0.6	2,375
Assistant superintendent, substation maintenance	1	4,300				
Chief, meter unit	1	4,740				
Superintendent, substation maintenance					0.4	1,424
Superintendent of shops					0.2	792
Chief, safety section					0.5	1,741
Assistant superintendent of shops					0.4	1,424
Grade 3. Range \$3,640 to \$4,300:						
Engineer	94.5	354,760	77.3	288,412	58.2	190,508
Attorney	6	22,060	3.1	11,394	0.6	1,906
Timber appraiser	2	7,260	0.7	2,548	1	3,470
Land negotiator	5	18,200	3.4	12,376	1.1	3,853
Land appraiser	3	10,920	2.8	10,192	1	3,475
Associate pilot	1	3,640				
Economist	4	14,560	1.5	5,460	1	3,300
Industrial analyst	1	3,750	1	3,640	0.2	609
Statistician	2	7,390	1	3,640	0.1	267
Chief, drafting and blueprinting unit	1	4,090	1	3,970	1	3,425
Architect	4	14,780	3.5	12,850		
Superintendent of construction	5	18,640	4	15,000	2.5	8,400
Physicist	1	3,750	1	3,750	1	3,200
Meter investigator	1	3,750			0.1	267
Acting assistant chief, title unit			1	3,750	1	3,200
Grade 2. Range \$2,980 to \$3,640:	124	375,680	94.3	285,485	59	157,349
Grade 1. Range \$2,320 to \$2,980:	23	55,450	18.7	45,034	8.1	16,864
<b>Subprofessional service:</b>						
Grade 8. Range \$2,980 to \$3,640	36.8	112,744	28	85,530	22.1	58,520
Grade 7. Range \$2,050 to \$3,310	72.7	196,175	57.2	153,780	33.4	77,794
Grade 6. Range \$2,320 to \$2,980	59.5	140,790	54.3	127,290	18.9	38,726
Grade 5. Range \$2,100 to \$2,496	48	101,592	45	94,830	10.5	19,012
Grade 4. Range \$1,902 to \$2,298	26	49,650	25.5	48,501	6.9	11,264
Grade 3. Range \$1,704 to \$2,100	17	29,232	16.4	27,946	4	5,896
<b>Crafts, protective, and custodial service:</b>						
Grade 10. Range \$2,980 to \$3,640	1	3,640			0.9	2,095
Grade 9. Range \$2,650 to \$3,310	2	5,410	0.5	1,325	5	11,283
Grade 8. Range \$2,540 to \$3,200	2	5,190	5.5	14,795		
Grade 7. Range \$2,364 to \$2,870	3	7,290	7	17,043	15.2	31,213
Grade 6. Range \$2,166 to \$2,562	27	61,692	41	93,195	67.6	128,515
Grade 5. Range \$1,968 to \$2,364	4	8,202	3	5,970	4.7	8,090
Grade 4. Range \$1,770 to \$2,166	72	131,136	39.5	72,225	39.4	59,836
Grade 3. Range \$1,572 to \$1,902	17	27,582	17	26,724	13.1	17,347
Grade 2. Range \$1,440 to \$1,770					2.5	3,160
Unclassified	422.9	1,222,070	332.4	1,139,969	310.8	932,988
Total permanent, field	1,966.8	5,645,995	1,672.2	4,910,673	1,330.5	3,396,159
Temporary employment, field	1,100	3,254,734	813	2,408,130	416	1,229,820
W. A. E. employment, field	12	40,000	13.7	55,000	4.9	44,032
Overtime pay, field				53,989		493,722
Night-work differential, field		5,300		14,208		
All personal services, field	3,078.8	8,946,029	2,498.9	7,442,000	1,751.4	5,163,733
Total personal services, departmental and field	3,084.9	8,970,779	2,504.9	7,465,782	1,757.2	5,186,438
Deduct quarters and subsistence furnished		18,000		18,000		17,347

By objects	Obligations		
	Estimate, 1947	Estimate, 1946	Actual, 1945
Deduct amounts for personal services in the foregoing schedule which are distributed to the limitation on operation, maintenance, marketing, and administration:			
Personal services.....	1,111.9	957.7	974.7
Overtime pay.....	\$3,232,800	\$2,912,734	\$2,441,987
		33,398	321,612
01 Personal services, construction (net).....	1,973	1,547.2	782.5
	5,719,979	4,501,680	2,405,492
<b>OTHER OBLIGATIONS</b>			
02 Travel.....	554,000	470,000	365,492
03 Transportation of things.....	113,500	108,000	50,235
04 Communication services.....	70,500	76,942	62,851
05 Rents and utility services.....	371,231	248,256	201,233
06 Printing and binding.....	21,691	20,628	17,343
07 Other contractual services.....	215,800	155,266	268,478
08 Supplies and materials.....	4,458,000	4,135,000	2,036,988
09 Equipment.....	5,037,568	4,066,900	1,885,736
10 Lands and structures.....	1,378,000	2,350,000	260,398
Total other obligations.....	12,220,290	11,630,992	5,148,754
Deduct amounts for other obligations in the foregoing schedule which are distributed to the limitation on operation, maintenance, marketing, and administration.....	967,200	782,672	\$51,112
Total other obligations, construction.....	11,253,090	10,848,320	4,297,642
Grand total obligations, construction.....	16,973,069	15,350,000	6,703,134
<i>Limitation on operation, maintenance, marketing, and administration</i>			
Personal services.....	1,111.9	957.7	974.7
Overtime pay.....	3,232,800	2,912,734	2,441,987
		33,398	321,612
01 Personal services, operation, etc.(net).....	1,111.9	957.7	974.7
Other obligations.....	3,232,800	2,946,102	2,763,599
	967,200	782,672	851,112
Grand total obligations, limitation on operation, maintenance, marketing, and administration.....	4,200,000	3,728,774	3,614,711
Grand total obligations.....	21,173,069	19,078,774	10,317,845

By objects	Obligations		
	Estimate, 1947	Estimate, 1946	Actual, 1945
Reimbursements for services performed			-\$133,534
Prior year balance available in 1945.....			-30,735,154
1945 balance available in 1946.....		-\$20,550,843	+20,550,843
1946 balance available in 1947.....	-\$1,472,069	+1,472,069	
Total estimate or appropriation.....	19,701,000		
<b>BY PROJECTS OR FUNCTIONS</b>			
1. Operation, maintenance, marketing, and administration.....	\$4,200,000	\$3,695,406	\$3,293,099
2. Construction and other functions.....	16,973,069	15,329,135	6,394,495
3. Reimbursable work for other agencies.....			133,531
4. Overtime pay.....		54,233	496,717
Grand total obligations.....	21,173,069	19,078,774	10,317,845
Adjustments (see objects schedule for detail).....	-1,472,069	-19,078,774	-10,317,845
Total estimate or appropriation.....	19,701,000		

Permanent appropriation, special account:

**Continuing Fund for Emergency Expenses, Bonneville Power Project, Oregon—**

This is a continuing fund of \$500,000 derived from receipts from the transmission and sale of electric energy generated at the Bonneville project to be used to defray emergency expenses and to insure continuous operation of the project. (16 U. S. C. 832.)

By objects	Obligations		
	Estimate, 1947	Estimate, 1946	Actual, 1945
Prior year balance available in 1945.....			-\$500,000
1945 balance available in 1946.....		-\$500,000	+500,000
1946 balance available in 1947.....	-\$500,000	+700,000	
1947 balance available in subsequent years.....	+500,000		
Total estimate or appropriation.....			

Statement of proposed expenditures for purchase, maintenance, repair, and operation of passenger-carrying vehicles and aircraft for the fiscal year ending June 30, 1947

BONNEVILLE POWER ADMINISTRATION

Appropriation	Vehicles (motor unless otherwise indicated) or aircraft to be purchased		Old vehicles or aircraft to be exchanged		Net cost of vehicles or aircraft to be purchased	Old vehicles or aircraft still to be used	Total maintenance, repair, and operation, all vehicles or aircraft	Public purpose and users
	Number	Gross cost	Number	Allowance (estimated)				
Construction, operation, and maintenance, Bonneville power transmission system.	39	\$39,000	29	\$8,700	\$30,300	22	\$48,500	To be used by engineering, construction, operation, land administrative, and other supervisory officials of the Bonneville Power Administration to carry out their assigned duties.
Do.....	12	35,000			35,000		24,440	
Total.....	41	74,000	29	8,700	65,300	22	73,240	

<sup>1</sup> Aircraft.

**[UNITED STATES HIGH COMMISSIONER TO THE PHILIPPINE ISLANDS]**

**United States High Commissioner to the Philippine Islands, Department of the Interior—**

[For the maintenance of the office of the United States High Commissioner to the Philippine Islands as authorized by subsection 4 of section 7 of the Act approved March 24, 1934 (48 U. S. C. 1232), including salaries and wages; rental, furnishings, equipment, maintenance, renovation, and repair of office quarters and living quarters for the High Commissioner; supplies and equipment; printing and binding; newspapers; traveling expenses, including for persons appointed hereunder within the United States and their families, actual expenses of travel and transportation of their household effects from their homes in the United States to the Philippine Islands, and return, utilizing Government vessels whenever practicable; purchase (one at not to exceed \$3,000 and two at \$1,500 each), operation, maintenance, and repair of passenger automobiles; and all other necessary expenses, \$278,900, of which not exceeding \$10,000 shall be available for expenditure in the discretion of the

High Commissioner for maintenance of his household; and the appropriations contained in the Interior Department Appropriation Act, 1945, and the First Deficiency Appropriation Act, 1945, for the United States High Commissioner to the Philippine Islands are hereby continued available for the same objects until June 30, 1946.] (Act of July 3, 1945, Public Law 123.)

Appropriated 1946, \$278,900

By objects	Obligations		
	Estimate, 1947	Estimate, 1946	Actual, 1945
<b>PERSONAL SERVICES, FIELD</b>			
Unclassified:			
High Commissioner.....		0.8 \$14,300	
Special assistant to High Commissioner.....		0.8 7,000	
Executive assistant to High Commissioner.....		1 7,175	1 \$6,500
Regional representative.....		4 8 27,384	
Technical assistant.....		1 4,300	1 3,800

**[UNITED STATES HIGH COMMISSIONER TO THE PHILIPPINE ISLANDS]—Continued**

**United States High Commissioner to the Philippine Islands, Department of the Interior—Continued**

By objects	Obligations					
	Estimate, 1947		Estimate, 1946		Actual, 1945	
	Man-years	Total salary	Man-years	Total salary	Man-years	Total salary
<b>PERSONAL SERVICES, FIELD—continued</b>						
Unclassified—Continued						
Assistant statistician			3	\$11,360	3	\$9,600
Passport clerk			1	4,080	1	3,660
Private secretary to High Commissioner			0.8	2,400		
Chief clerk			1	3,640	1	3,200
Clerk (American)			12	22,500	6	11,847
Clerk (Filipino)			20	19,635	14	17,504
Telephone operator			2	800	2	540
Economic adviser			1	9,800	1	9,000
Legal adviser			0.5	4,300		
Financial expert			0.8	7,840		
Assistant legal adviser			0.5	3,600	1	4,400
Cart-taker and watchman			7	5,820	6	4,920
Chauffeur			3	1,800	3	1,320
Messenger and porter			12.2	5,000	6	1,680
Gardener, laborer, and janitor			25	6,554	25	6,554
Total permanent, field			98.2	169,288	71	84,465
Temporary employment, field			20	27,000		
Overtime pay, field				1,460		9,287
Additional pay for foreign service, field				17,000		
<b>01 Personal services (net)</b>			<b>118.2</b>	<b>214,748</b>	<b>71</b>	<b>93,752</b>
<b>OTHER OBLIGATIONS</b>						
02 Travel				13,000		401
03 Transportation of things				5,500		20
04 Communication services				5,000		348
05 Rents and utility services				19,000		
06 Printing and binding				1,000		
07 Other contractual services:						
Discretionary fund				10,000		
Repair and restoration of buildings				33,000		
Restoration and repair of furniture and equipment				6,000		
Maintenance and repair of 3 automobiles				1,000		
Preparation of organization chart				23		
08 Supplies and materials				5,600		428
09 Equipment				39,400		240
Total other obligations				139,123		1,437
Grand total obligations				353,871		95,189
Reappropriation of 1945 balance for 1946				-74,971		+74,971
Total estimate or appropriation				278,900		170,160

**Working Fund, Interior, United States High Commissioner to the Philippine Islands—**

By objects	Obligations		
	Estimate, 1947	Estimate, 1946	Actual, 1945
<i>For payment of salaries of 8 employees of the Foreign Economic Administration who are interned in Manila</i>			
01 Personal services (net)			\$20,403
Advanced from Foreign Economic Administration			-20,403
Total estimate or appropriation			

**[OFFICE OF FISHERY COORDINATION]**

**Salaries and Expenses, Office of Fishery Coordination, Department of the Interior—**

Salaries and expenses: For expenses necessary to enable the Office of Fishery Coordination to carry out its functions and activities under Executive Order 9204, dated July 21, 1942, and such functions and activities as have been delegated to it by the Secretary pursuant to the authority delegated to him under Food Directive Numbered 2, issued by the Secretary of Agriculture on February 8, 1943 (S. F. R. 1777), as amended March 16, 1943 (S. F. R. 3280), including personal services in the District of Columbia; contract stenographic reporting services; the acceptance and utilization of voluntary and uncompensated services; maintenance, operation, repair, and hire of motor-propelled passenger-carrying vehicles; printing and binding; and the purchase in the District of Columbia and elsewhere of items otherwise properly chargeable to the appro-

priation "Contingent expenses, Department of the Interior"; \$212,500.] (Act of July 3, 1945, Public Law 123.)

Annual appropriation, general account:

Appropriated 1946, \$212,500

By objects	Obligations					
	Estimate, 1947		Estimate, 1946		Actual, 1945	
	Man-years	Total salary	Man-years	Total salary	Man-years	Total salary
<b>PERSONAL SERVICES, DEPARTMENTAL</b>						
Clerical, administrative, and fiscal service:						
Grade 13. Range \$6,230 to \$7,070:						
Director of information			0.5	\$3,115	0.5	\$2,800
Grade 12. Range \$5,180 to \$6,020:						
Materials specialist			0.5	2,716	1	4,800
Grade 11. Range \$4,300 to \$5,180:						
Industrial specialist					0.9	3,335
Information specialist					0.5	2,166
Materials specialist					0.5	2,166
Grade 9. Range \$3,640 to \$4,300:						
Administrative assistant			1	3,770	1	3,200
Materials specialist					0.7	2,258
Grade 7. Range \$2,980 to \$3,640:						
Grade 4. Range \$2,100 to \$2,496:					3.1	5,644
Grade 3. Range \$1,902 to \$2,298:					0.4	643
Professional service:						
Grade 6. Range \$6,230 to \$7,070:						
Chief counsel					0.4	2,532
Coordination officer						1
Grade 5. Range \$5,180 to \$6,020:						
Assistant coordination officer					0.5	2,759
Grade 3. Range \$3,640 to \$4,300:						
Economist						1.5
Grade 2. Range \$2,980 to \$3,640:						0.6
Grade 1. Range \$2,320 to \$2,980:						0.9
Total permanent, departmental			8.4	28,338	16.5	50,842
Overtime pay, departmental				765		8,589
All personal services, departmental			8.4	29,103	16.5	59,431
<b>PERSONAL SERVICES, FIELD</b>						
Clerical, administrative, and fiscal service:						
Grade 12. Range \$5,180 to \$6,020:						
Area coordinator			2	10,760	2.4	10,631
Field supervisor			1	5,438	1	4,608
Grade 11. Range \$4,300 to \$5,180:						
Area coordinator			0.3	1,075	1	3,800
Assistant field supervisor			0.7	2,811		
Enforcement officer					0.8	3,565
Grade 9. Range \$3,640 to \$4,300:						
Port supervisor			2.3	8,222	2.8	8,907
Assistant area coordinator			0.1	317	0.9	2,933
Grade 8. Range \$3,310 to \$3,970:						
Fishery coordination agent			0.9	3,118	4.8	13,972
Grade 7. Range \$2,980 to \$3,640:						
Grade 6. Range \$2,650 to \$3,310:					0.8	2,406
Grade 5. Range \$2,320 to \$2,980:					0.3	690
Grade 4. Range \$2,100 to \$2,496:					0.9	2,056
Grade 3. Range \$1,902 to \$2,298:					0.8	1,786
Grade 2. Range \$1,704 to \$2,100:					7.4	12,595
Professional service:						
Grade 4. Range \$4,300 to \$5,180:						
Assistant administrator of fishery production and production analyst					0.8	3,225
Crafts, protective, and custodial service:						
Grade 2. Range \$1,440 to \$1,770:						0.9
Total permanent, field			19.4	56,423	46	105,994
Temporary employment, field				5.5	16,337	2.8
Part-time employment, field				0.5	1,755	1.3
Overtime pay, field				5,664		22,251
All personal services, field			25.4	80,179	50.1	134,927
<b>01 Personal services (net)</b>			<b>33.8</b>	<b>109,282</b>	<b>66.6</b>	<b>194,358</b>
<b>OTHER OBLIGATIONS</b>						
02 Travel				15,172		26,333
03 Transportation of things				440		574
04 Communication services				3,350		4,750
Payment for penalty mail				597		660
05 Rents and utility services				5,670		9,635
06 Printing and binding				2,000		1,700
07 Other contractual services				3,234		9,012
08 Supplies and materials				2,570		4,817
09 Equipment				1,185		2,394
13 Refunds, awards, and indemnities						10
Total other obligations				34,218		59,885
Net total obligations				143,500		254,243
Carried to surplus fund, Public Law 127						+25,000
Estimated savings, unobligated balance				69,000		10,757
Total estimate or appropriation				212,500		290,000

**SOLID FUELS ADMINISTRATION FOR WAR**

**WAR RELOCATION AUTHORITY**

NOTE.—Detailed schedules of obligations for the fiscal years 1945 and 1946 and any estimates of appropriations for the fiscal year 1947 for these agencies will be transmitted to the Congress with the Military and Navy budgets in the spring of 1946 as heretofore. However, the summary financial statements include tentative estimates for these agencies for the fiscal year 1947.



**SOUTHWESTERN POWER ADMINISTRATION**

**Salaries and Expenses, Southwestern Power Administration, Department of the Interior—**

[Salaries and expenses: For all necessary expenses of the Southwestern Power Administration in disposing of the electric power and energy from the Norfolk Dam and Ionsen Dam projects, in accordance with Executive Orders 1353, 9306, and 9373, including printing and binding, and the operation and maintenance of passenger-carrying motor vehicles, \$110,000.]

Appropriated 1946, \$110,000

NOTE.—The appropriation under the above title has been transferred to and estimated for under "Operation and maintenance, Southwestern Power Administration." For comparative purposes the amounts appropriated for 1945 and 1946 are shown in the schedule as transfers.

By objects	Obligations		
	Estimate, 1947	Estimate, 1946	Actual, 1945
Transferred to "Operation and maintenance, Southwestern Power Administration, Department of the Interior"		\$110,000	\$90,596
Estimated savings, unobligated balance			49,404
<b>Total estimate or appropriation</b>		<b>110,000</b>	<b>140,000</b>

**Operation and Maintenance, Southwestern Power Administration, Department of the Interior—**

Operation and maintenance: For operation and maintenance of the Southwestern power transmission system, marketing of electric power and energy, and administrative expenses connected therewith; including hire, maintenance, repair, and operation of passenger automobiles, and printing and binding; \$323,000. (16 U. S. C. 825s; Act of July 3, 1945, Public Law 123.)

Estimate 1947, \* \$323,000

\* Includes \$123,000 transferred from "Salaries and expenses, Southwestern Power Administration, Department of the Interior." For comparative purposes the amounts available for 1945 and 1946 are shown in the schedule as transfers.

By objects	Obligations				
	Estimate, 1947		Estimate, 1946		Actual, 1945
	Man-years	Total salary	Man-years	Total salary	Man-Total years salary
<b>PERSONAL SERVICES, FIELD</b>					
Clerical, administrative, and fiscal service:					
Grade 15. Range \$8,750 to \$9,800:					
Administrator	1	\$9,012			
Assistant administrator	1	8,750			
Controller	1	8,750			
Grade 14. Range \$7,175 to \$8,225:					
Assistant Administrator	1	7,175			
Assistant controller	1	7,175			
Area power manager	4	28,700			
Grade 13. Range \$6,230 to \$7,070:					
Chief, land acquisition section	1	6,230			
Chief, industrial management section	1	6,230			
Chief, accounts and record unit	1	6,230			
Grade 12. Range \$5,180 to \$6,020:					
Chief, finance and budget unit	1	5,180			
Assistant chief, land acquisition section	1	5,180			
Assistant chief, industrial management section	1	5,180			
Grade 11. Range \$4,300 to \$5,180:					
Chief, administrative section	1	4,300			
Chief, personnel section	1	4,300			
Chief, receipts and disbursements unit	1	4,300			
Assistant finance and budget officer	1	4,300			
Senior accountant	1	4,300			
Land appraiser and buyer	10	43,000			
Grade 10. Range \$3,970 to \$4,630:					
Assistant chief, administrative section	1	3,970			
Assistant chief, personnel section	1	3,970			
Grade 9. Range \$3,640 to \$4,300:					
Purchasing officer	1	3,640			
Position classifier	1	3,640			
Budget examiner	1	3,640			
Voucher examiner	1	3,640			
Accountant	2	7,280			
Associate land appraiser and buyer	10	36,400			
Grade 8. Range \$3,310 to \$3,970:					
Grade 7. Range \$2,980 to \$3,640:					
Grade 6. Range \$2,650 to \$3,310:					
Grade 5. Range \$2,320 to \$2,980:					
Grade 4. Range \$2,100 to \$2,490:					
Grade 3. Range \$1,902 to \$2,298:					
Professional service:					
Grade 8. Range \$8,750 to \$9,800:					
Chief, operations section	1	8,750			
Chief counsel	1	8,750			
Chief, engineering section	1	8,750			
			2	\$4,266	2.1 \$3,940

By objects	Obligations					
	Estimate, 1947		Estimate, 1946		Actual, 1945	
	Man-years	Total salary	Man-years	Total salary	Man-Total years salary	Man-Total years salary
<b>PERSONAL SERVICES, FIELD—continued</b>						
Professional service—Continued						
Grade 7. Range \$7,175 to \$8,225:						
Assistant chief, engineering section	1	\$7,175				
Assistant chief, operations section	1	7,175				
Assistant chief counsel	1	7,175				
Grade 6. Range \$6,230 to \$7,070:						
Principal engineer	1	6,230				
Chief, land acquisition unit	1	6,230				
Associate chief counsel	1	6,230				
Chief, planning and service unit	1	6,230				
Chief, hydraulic control unit	1	6,230				
Chief, design and construction unit	1	6,230				
Chief, power distribution, sales, and contract unit	1	6,230				
Power manager			2	\$12,670	2	\$11,200
Grade 5. Range \$5,180 to \$6,020:						
Senior engineer	5	25,900				
Senior attorney	2	10,360				
Architect	1	5,180				
Plant superintendent	2	10,360				
Power sales engineer	4	20,720				
Construction engineer	4	20,720				
Chief, communication, meter, and relay unit	1	5,180				
Grade 4. Range \$4,300 to \$5,180:						
Attorney	7	30,100				
Engineer	10	43,000				
Industrial engineer	1	4,300				
Superintendent, area transmission unit	3	12,900				
Chief load dispatcher	1	4,300				
Power sales engineer			2	9,040	1.5	5,926
Grade 3. Range \$3,640 to \$4,300:						
Associate industrial engineer	1	3,640				
Assistant power sales engineer	10	36,400				
Associate engineer	4	14,560				
Superintendent, substation maintenance unit	1	3,640				
Grade 2. Range \$2,980 to \$3,640:						
Grade 1. Range \$2,320 to \$2,980:						
Crafts, protective, and custodial service:						
Grade 2. Range \$1,440 to \$1,770:						
Unclassified	46.5	110,400				
Total permanent, field	295.5	956,971	8	33,366	6.6	24,266
Overtime pay, field				691		4,075
Debit amounts in the foregoing schedule which are distributed to "Construction, Southwestern Power Administration, Department of the Interior"	229	755,307				
01 Personal services (net)	66.5	231,664	8	34,057	6.6	28,341
<b>OTHER OBLIGATIONS</b>						
02 Travel		25,249		5,415		1,405
03 Transportation of things		1,092		100		8
04 Communication services		10,960		2,700		185
05 Rents and utility services		9,042		1,800		876
06 Printing and binding		1,279		500		458
07 Other contractual services		3,924		58,200		57,650
08 Supplies and materials		39,760		2,400		1,673
09 Equipment				4,825		
Total other obligations		91,336		75,443		62,255
Grand total obligations		323,000		110,000		90,596
Received by transfer from "Salaries and expenses, Southwestern Power Administration, Department of the Interior"				-110,000		-90,596
Total estimate or appropriation		323,000				
<b>BY PROJECTS OR FUNCTIONS</b>						
1. Operation and maintenance expenses to operate completed facilities		\$200,000				
2. Power marketing activities		75,000		\$52,109		\$29,321
3. Administration and general expenses		48,000		57,200		57,200
4. Overtime pay				691		4,075
Grand total obligations		323,000		110,000		90,596
Received by transfer from "Salaries and expenses, Southwestern Power Administration, Department of the Interior"				-110,000		-90,596
Total estimate or appropriation		323,000				

**Construction, Southwestern Power Administration, Department of the Interior—**

Construction: For construction and acquisition of fuel-electric generating stations, transmission lines, substations, and appurtenant facilities; and administrative expenses connected therewith, without regard to section 3709 of the Revised Statutes; including temporary employment of organizations by contract or otherwise without regard to the Classification Act of 1923 as amended; purchase (not to exceed twenty in the fiscal year 1947), hire, maintenance, repair, and operation of passenger automobiles, and printing and binding; \$23,000,000 to be available until expended. (16 U. S. C. 825s; Act of July 3, 1945, Public Law 123.)

Estimate 1947, \$23,000,000



**SOUTHWESTERN POWER ADMINISTRATION—Continued**  
**Construction, Southwestern Power Administration, Department of**  
**the Interior—Continued**

By objects	Obligations		
	Estimate, 1947	Estimate, 1946	Actual, 1945
<b>PERSONAL SERVICES, FIELD</b>			
01 Personal services (net) (see "Operation and maintenance, Southwestern Power Administration, Department of the Interior").....	Man- Total years salary	Man- Total years salary	Man- Total years salary
	229 \$755,307		
<b>OTHER OBLIGATIONS</b>			
02 Travel.....	93,500		
03 Transportation of things.....	1,000		
04 Communication services.....	35,900		
05 Rents and utility services.....	51,800		
06 Printing and binding.....	3,600		
07 Other contractual services.....	528,000		
08 Supplies and materials.....	58,943		
09 Equipment.....	200,000		
10 Lands and structures.....	21,271,950		
Total other obligations.....	22,244,693		
Total estimate or appropriation.....	23,000,000		
<b>BY PROJECTS OR FUNCTIONS</b>			
1. Transmission lines and substations.....	\$11,151,635		
2. Electric generating facilities (fuel).....	6,688,230		
3. Feeder lines, service connections, and miscellaneous capital additions.....	3,460,085		
4. Plans and specifications for future program.....	500,000		
5. General plant and equipment.....	200,000		
6. Administration and general expenses.....	1,000,050		
Total estimate or appropriation.....	23,000,000		

**Public Works Administration, Act of 1938 (Allotment to Interior, Southwestern Power Administration)—**

[The unobligated balance of the Public Works Administration allotment of \$700,000 made to the Department of the Interior, Southwestern Power Administration, under authority of section 201 of the Public Works Administration Appropriation Act of 1938, and continued available by the Second Deficiency Appropriation Act, 1944, until June 30, 1945, is hereby continued available to the said Power Administration until June 30, 1946, for the purpose of acquiring land and flowage rights made necessary by the increased elevation of the Grand River Dam and for expenses in connection with such acquisition.] (Act of July 3, 1945, Public Law 123.)

By objects	Obligations		
	Estimate, 1947	Estimate, 1946	Actual, 1945
<b>PERSONAL SERVICES, FIELD</b>			
Professional service:	Man- Total years salary	Man- Total years salary	Man- Total years salary
Grade 5. Range \$4,180 to \$6,020:			
Assistant chief counsel.....	1 \$5,180	1 \$4,600	
Grade 4. Range \$4,300 to \$5,180:			
Attorney.....	1.9 8,578	2 8,200	
Grade 3. Range \$3,640 to \$4,300:			
Associate land appraiser.....	1.5 5,625	2 6,562	
Clerical, administrative, and fiscal service:			
Grade 7. Range \$2,980 to \$3,640.....	1 2,980	2 5,183	
Grade 6. Range \$2,650 to \$3,310.....		0.6 1,733	
Grade 4. Range \$2,100 to \$2,496.....	4 8,532	2.6 5,171	
Grade 3. Range \$1,692 to \$2,298.....		2.7 4,700	
Total permanent, field.....		9.4 30,895	12.9 36,149
Overtime pay, field.....		951	6,436
01 Personal services (net).....		9.4 31,846	12.9 42,585
<b>OTHER OBLIGATIONS</b>			
02 Travel.....		4,640	5,951
04 Communication services.....			78
08 Supplies and materials.....		500	
Total other obligations.....		4,540	6,029
Grand total obligations.....		36,386	48,614
Prior year balance available in 1945.....			-85,000
Reappropriation of 1945 balance for 1946.....		-36,386	+36,386
Total estimate or appropriation.....			

Permanent appropriation, special account:

**Continuing Fund for Emergency Expenses, Southwestern Power Administration—**

This is a continuing fund of \$100,000 derived from receipts from the transmission and sale of electric energy generated at the Norfolk Dam and Denison Dam projects to be used to defray emergency expenses and to insure continuous operation of the facilities. (Act of Dec. 23, 1943, Public Law 216.)

By objects	Obligations		
	Estimate, 1947	Estimate, 1946	Actual, 1945
1945 balance available in 1946.....			+\$100,000
1946 balance available in 1947.....	-\$100,000	+\$100,000	
1947 balance available in 1948.....	+100,000		
Total estimate or appropriation.....			100,000

Total, Southwestern Power Administration, general and special accounts:

Estimate 1947, \$23,323,000      Appropriated 1946, \$110,000

Trust account:

**Grand River Dam Project, Southwestern Power Administration—**

Executive Order 9373, supplementing Executive Orders 9366 and 8944, authorizes and directs the Secretary of the Interior to manage and operate the Grand River Dam project for the purpose of generating and supplying electric power for the manufacture of explosives or munitions of war, and for other purposes involving the safety of the United States.

All moneys received as revenues from the sale and distribution of power and from other sources are placed to the credit of this fund to be used for the purposes of administration, construction, litigation, payment of interest on bonded indebtedness, redemption of bonds, etc., and operation of the project.

Appropriated 1946, \$1,500,000  
 Revised 1946, \$1,830,000

By objects	Obligations		
	Estimate, 1947	Estimate, 1946	Actual, 1945
<b>PERSONAL SERVICES, FIELD</b>			
Professional service:	Man- Total years salary	Man- Total years salary	Man- Total years salary
Grade 5. Range \$8,750 to \$9,800:			
Administrator.....		1 \$9,012	1 \$8,160
Grade 7. Range \$7,175 to \$8,225:			
Chief counsel.....		1 8,225	1 7,500
Assistant administrator and chief, operations section.....		1 7,700	1 6,750
Chief, engineering section.....		1 7,175	1 6,500
Grade 6. Range \$6,230 to \$7,070:			
Field assistant to chief, operations section.....		1 6,230	1 5,600
Grade 5. Range \$5,180 to \$6,020:			
Office assistant to chief, operations section.....		1 5,180	1 4,600
Assistant to chief, operations section.....		1 5,180	1 4,600
Senior electrical engineer.....		1 5,180	1 4,600
Superintendent, operations unit.....		1 5,180	1.2 5,463
Superintendent, transmission unit.....			0.5 2,591
Grade 4. Range \$4,300 to \$5,180:			
Chief, land section.....		1 4,520	1 4,000
Hydraulic engineer.....		1 4,520	1 4,000
Electrical engineer.....		3 13,120	1.8 6,958
Engineer.....		1 4,300	
Superintendent, plant unit.....		1 4,300	0.1 317
Supervisor, load dispatching unit.....		1 4,300	0.1 317
Grade 3. Range \$3,640 to \$4,300:			
Chief load dispatcher.....			0.9 2,950
Assistant superintendent, operations unit.....			0.9 3,060
Associate electrical engineer.....		1 3,640	0.4 1,200
Grade 2. Range \$2,980 to \$3,640.....		4 12,030	2.1 5,556
Grade 1. Range \$2,320 to \$2,980.....		1 2,320	1 1,862
Clerical, administrative, and fiscal service:			
Grade 13. Range \$6,240 to \$7,070:			
Chief, accounting section.....		1 6,230	1 5,600
Grade 12. Range \$5,180 to \$6,020:			
Assistant chief, accounting section.....		1 5,180	1 4,600
Grade 11. Range \$4,300 to \$5,180:			
Industrial manager.....		2 8,820	1 3,800
Grade 9. Range \$3,640 to \$4,300:			
Chief, administrative and personnel section.....		1 3,750	1 3,225
Accountant.....		2 7,500	1 3,325
Grade 8. Range \$3,310 to \$3,970.....		2 7,200	2 6,200
Grade 7. Range \$2,980 to \$3,640.....		2 6,250	1 2,600
Grade 6. Range \$2,650 to \$3,310.....		2 5,520	1.8 4,175
Grade 5. Range \$2,320 to \$2,980.....		6 13,920	3.8 7,632

By objects	Obligations					
	Estimate, 1947		Estimate, 1946		Actual, 1945	
<b>PERSONAL SERVICES, FIELD—continued</b>	Man-years	Total salary	Man-years	Total salary	Man-years	Total salary
Clerical, administrative, and fiscal service—Continued						
Grade 4. Range \$2,100 to \$2,496	8	\$16,198	8.5	\$16,649		
Grade 3. Range \$1,902 to \$2,298	16	30,712	8.6	14,225		
Grade 2. Range \$1,704 to \$2,100	2	3,468	1.6	2,334		
Subprofessional service:						
Grade 4. Range \$1,902 to \$2,298	1	1,902	0.3	616		
Crafts, protective, and custodial service:						
Grade 7. Range \$2,364 to \$2,870	1	2,496	1	2,100		
Grade 6. Range \$2,166 to \$2,562	2	4,796	2	3,840		
Grade 5. Range \$1,968 to \$2,364	4	8,004	2.4	5,280		
Grade 4. Range \$1,770 to \$2,166	9	15,930	5.8	9,126		
Grade 3. Range \$1,572 to \$1,902	3	4,716	1.8	2,486		
Grade 2. Range \$1,440 to \$1,770			1.8	2,825		
Unclassified	84	261,922	67.8	146,494		
<b>Total permanent, field</b>	<b>172</b>	<b>470,530</b>	<b>134.2</b>	<b>333,196</b>		
W. A. E. employment, field	0.3	348	0.3	348		
Overtime pay, field		27,186		90,001		
<b>01 Personal services (net)</b>	<b>172.3</b>	<b>497,870</b>	<b>134.5</b>	<b>423,745</b>		

By objects	Obligations		
	Estimate, 1947	Estimate, 1946	Actual, 1945
<b>OTHER OBLIGATIONS</b>			
02 Travel		\$19,200	\$16,332
03 Transportation of things		4,000	2,469
04 Communication services		11,100	7,239
05 Rents and utility services		18,000	17,371
06 Printing and binding		1,200	1,508
07 Other contractual services		48,000	631,291
08 Supplies and materials		40,000	48,584
09 Equipment		25,000	26,454
10 Lands and structures		218,000	431,761
<b>Total other obligations</b>		<b>803,500</b>	<b>1,182,685</b>
<b>Grand total obligations</b>		<b>1,301,370</b>	<b>1,606,230</b>
Reimbursements for services performed		-57,200	-57,200
<b>Net total obligations</b>		<b>1,244,170</b>	<b>1,549,030</b>
Price year funds available in 1945			-2,220,844
1945 funds available in 1946		-2,815,721	+2,815,721
Unobligated balance		3,431,351	
<b>Total estimate of appropriation</b>		<b>1,830,000</b>	<b>2,173,767</b>

Statement of proposed expenditures for purchase, maintenance, repair, and operation of passenger-carrying vehicles for the fiscal year ending June 30, 1947

SOUTHWESTERN POWER ADMINISTRATION

Appropriation	Vehicles (motor unless otherwise indicated) to be purchased		Old vehicles to be exchanged		Net cost of vehicles to be purchased	Old vehicles still to be used	Total maintenance, repair, and operation, all vehicles	Public purpose and users
	Number	Gross cost	Number	Allowance estimated				
Construction, Southwestern Power Administration	20	\$20,000			\$20,000	2	\$11,000	Passenger cars are used by the Administrator and construction and administrative officers in performing their official duties.

GRAZING SERVICE

Salaries and Expenses, Grazing Service, Department of the Interior—

Salaries and expenses: For carrying out the provisions of the Act of June 28, 1934, as amended (43 U. S. C. 8A), including examination and classification of lands with respect to grazing or agricultural utility, preparation of land classification maps and reports, fire prevention and the suppression or emergency prevention of fires on or threatening lands under the jurisdiction of the Grazing Service, contract stenographic reporting services, traveling and other necessary expenses, personal services in the District of Columbia, purchase (not to exceed [twelve] *fifteen*), operation, and maintenance of motor-propelled passenger-carrying vehicles, and printing and binding, [\$943,970] \$1,464,000; for payment of a salary of [\$85] \$6 per diem while actually employed and for the payment of necessary travel expenses, exclusive of subsistence, of members of advisory committees of local stockmen, [\$835,500] \$40,600; in all, [\$979,470] \$1,504,000: *Provided*, That this appropriation shall be available for expenses of warehouse maintenance and the procurement, care, and handling of supplies, materials, and equipment stored therein for distribution to projects under the supervision of the Grazing Service, the cost of such supplies and materials or the value of such equipment (including the cost of transportation and handling) to be reimbursed, to the appropriation for "Salaries and expenses, Grazing Service", current at the time additional supplies, materials, or equipment are procured, from the appropriations chargeable with the cost or value of such supplies, materials, or equipment. (Act of July 3, 1945, Public Law 123.)

Estimate 1947, \$1,504,000

Appropriated 1946, \$979,470

By objects	Obligations					
	Estimate, 1947		Estimate, 1946		Actual, 1945	
<b>PERSONAL SERVICES, DEPARTMENTAL</b>	Man-years	Total salary	Man-years	Total salary	Man-years	Total salary
Professional service:						
Grade 8. Range \$8,750 to \$9,800:						
Director	1	\$9,013	1	\$8,503	1	\$8,000
Special adviser to Secretary					0.3	2,062
Grade 7. Range \$7,175 to \$8,225:						
Assistant director	1	7,437	1	7,372	1	6,500
Grade 6. Range \$6,230 to \$7,070:						
Chief of range management	1	6,440	1	6,440	1	5,600
Chief of lands	1	6,440	1	6,440	1	5,600
Chief of operations	1	6,860	1	6,860	1	6,100
Chief counsel	1	6,440	1	6,440	1	5,600

By objects	Obligations					
	Estimate, 1947		Estimate, 1946		Actual, 1945	
<b>PERSONAL SERVICES, DEPARTMENTAL—CON</b>	Man-years	Total salary	Man-years	Total salary	Man-years	Total salary
Professional service—Continued						
Grade 5. Range \$5,180 to \$6,020:						
Assistant chief of range management	1	\$5,180	0.2	\$1,036		
Assistant chief of range improvements	1	5,000	1	5,000	1	\$4,950
Grade 4. Range \$4,300 to \$5,180:						
Range examiner	3.8	19,076	3.5	17,640	4	16,950
Fire supervisor	1	4,720	1	4,465	1	3,800
Grade 3. Range \$3,640 to \$4,300:						
Land classifier	1	4,200	1	4,163	1	3,542
Clerical, administrative, and fiscal service:						
Grade 12. Range \$5,180 to \$6,020:						
Assistant chief of operations	1	6,020	1	5,915	1	5,200
Assistant to chief of operations	1	5,810	1	5,705	1	5,000
Chief hearings officer	1	5,300	1	5,357	1	4,600
Grade 11. Range \$4,300 to \$5,180:						
Principal accountant	1	4,740	1	4,630	1	4,000
Grade 7. Range \$2,950 to \$3,640:						
1.8	5,350	2	6,540	2	5,575	
Grade 6. Range \$2,950 to \$3,310:						
3.8	10,620	3.5	9,935	3.9	9,756	
Grade 7. Range \$2,320 to \$2,880:						
8	19,900	7.1	17,047	7	14,683	
Grade 4. Range \$2,160 to \$2,496:						
7	15,228	6.5	14,085	6.7	12,122	
Grade 3. Range \$1,902 to \$2,298:						
8	16,540	7.6	15,667	8.2	12,594	
Subprofessional service:						
Grade 4. Range \$1,902 to \$2,298:						
			1	2,200		
<b>Total permanent, departmental</b>	<b>46.4</b>	<b>171,234</b>	<b>44.4</b>	<b>165,029</b>	<b>45.1</b>	<b>142,234</b>
Overtime pay, departmental		2,360		2,360		22,640
<b>All personal services, departmental</b>	<b>46.4</b>	<b>171,234</b>	<b>44.4</b>	<b>165,389</b>	<b>45.1</b>	<b>164,874</b>
<b>PERSONAL SERVICES, FIELD</b>						
Professional service:						
Grade 6. Range \$6,230 to \$7,070:						
3	19,110	2.8	17,812	1	5,800	
Grade 5. Range \$5,180 to \$6,020:						
6	33,180	6	33,075	8	37,799	
Grade 4. Range \$4,300 to \$5,180:						
Regional grazer	1	5,180	1	5,125	1	4,400
Grazer	8	35,160	7.2	31,290	1	4,000
Range examiner	1.8	7,140	1	4,502	1.2	4,500
Grade 3. Range \$3,640 to \$4,300:						
Grazer	34.1	124,740	32.5	118,877	10	33,868
Lands appraiser	1	3,750	1	3,750	1	3,200
Range examiner	2	7,832	2	7,833	0.1	442
Fire supervisor	4	14,780	4	14,780	2	6,400
Grade 2. Range \$2,320 to \$3,640:						
45	139,630	30.4	95,500	53.1	149,266	
Grade 1. Range \$2,320 to \$2,880:						
19.8	46,208	2	4,970	1.2	2,715	
Clerical, administrative, and fiscal service:						
Grade 10. Range \$3,970 to \$4,630:						
Administrative assistant	0.8	3,180				
Grade 9. Range \$3,640 to \$4,300:						
Administrative assistant	6	22,280	6	22,124	1.7	6,457
Grade 8. Range \$3,310 to \$3,970:						
2	6,840	2	6,684	5.1	15,252	

GRAZING SERVICE—Continued

Salaries and Expenses, Grazing Service, Department of the Interior—Continued

By objects	Obligations					
	Estimate, 1947		Estimate, 1946		Actual, 1945	
	Man- years	Total salary	Man- years	Total salary	Man- years	Total salary
<b>PERSONAL SERVICES, FIELD—continued</b>						
Clerical, administrative, and fiscal service—Continued						
Grade 7. Range \$2,980 to \$3,640.....					0.7	\$1,989
Grade 6. Range \$2,650 to \$3,310.....	3	\$7,950	2.5	\$6,625	2.1	5,327
Grade 5. Range \$2,320 to \$2,980.....	13	32,800	12	30,205	9.5	20,308
Grade 4. Range \$2,100 to \$2,496.....	44	95,040	36.5	78,644	30.0	54,513
Grade 3. Range \$1,902 to \$2,298.....	19	37,590	18.5	36,458	27.9	45,576
Grade 2. Range \$1,704 to \$2,100.....	5	8,780	3.8	6,503	7.6	11,130
Subprofessional service:						
Grade 8. Range \$2,980 to \$3,640.....					5	13,300
Grade 7. Range \$2,650 to \$3,310.....	20.5	55,420	15.5	42,120	13.1	30,684
Grade 6. Range \$2,320 to \$2,980.....	25.5	61,370	13.5	33,118	0.8	1,554
Crafts, protective, and custodial service:						
Grade 7. Range \$2,364 to \$2,870.....					16.9	36,835
Total permanent, field.....	264	789,080	200	600,000	200	491,315
Temporary employment, field.....	40.8	90,155	31	55,200	30.2	53,917
Part-time employment, field.....	0.2	300	0.2	300	0.1	120
W. A. E. employment, field.....	18.2	28,300	18.7	28,300	12.1	18,884
Casual employment, field.....					39.2	77,917
Overtime pay, field.....						116,231
All personal services, field.....	323.7	887,835	250.1	704,440	281.6	758,384
01 Personal services (net).....	370.1	1,059,069	294.5	869,820	326.7	923,258
<b>OTHER OBLIGATIONS</b>						
02 Travel.....		105,264		68,070		61,729
03 Transportation of things.....		4,900		3,750		2,261
04 Communication services.....		12,015		11,515		10,219
05 Rents and utility services.....		50,100		43,900		38,406
06 Printing and binding.....		4,400		3,900		3,187
07 Other contractual services.....		45,184		26,500		41,373
08 Supplies and materials.....		61,568		37,890		52,651
09 Equipment.....		155,500		42,000		25,580
13 Refunds, awards, and indemnities.....						430
Total other obligations.....		438,931		238,125		235,836
Grand total obligations.....		1,498,000		1,107,945		1,159,094
Reimbursements for services performed.....				-3,000		-8,229
Transferred to "Contingent expenses, Department of the Interior".....		+6,000		+6,000		+6,000
Received by transfer from—						
"Printing and binding, Department of the Interior".....						-3,187
"Fire protection of forests, forest industries, and strategic facilities (national defense)".....						-121,793
Net total obligations.....		1,504,000		1,110,945		1,031,885
Covered into Treasury as miscellaneous receipts, Public Law 369.....						+1,215
Excess of obligations over appropriation due to Public Law 106.....				-131,475		
Estimated savings, unobligated balance.....						14,640
Total estimate or appropriation.....		1,504,000		979,470		1,047,740
<b>BY PROJECTS OR FUNCTIONS</b>						
1. General administration.....		\$192,094		\$178,800		\$159,004
2. Administration of grazing districts.....		920,356		725,700		603,142
3. Fire protection and pre-suppression.....		245,070		140,345		122,037
4. Range surveys.....		54,000				
5. Water rights.....		10,000				
6. Plans and surveys for range improvements.....		36,480				
7. District advisers.....		40,000		40,000		27,636
8. Fire suppression.....						108,404
9. Overtime pay.....				23,000		138,871
Grand total obligations.....		1,498,000		1,107,945		1,159,094
Adjustments (see objects schedule for detail).....		+6,000		-128,475		-111,354
Total estimate or appropriation.....		1,504,000		979,470		1,047,740

Fire Fighting, Grazing Service, Department of the Interior—

Fire fighting: For fighting [and preventing] fires on or threatening lands under Grazing Service administration, \$50,000, which amount shall also be available for meeting obligations of the preceding fiscal year. (Act of July 3, 1945, Public Law 123.)

Estimate 1947, \$50,000                      Appropriated 1946, \$50,000

By objects	Obligations					
	Estimate, 1947	Estimate, 1946	Actual, 1945			
	Man- years	Total salary	Man- years	Total salary	Man- years	Total salary
<b>PERSONAL SERVICES, FIELD</b>						
01 Personal services (net).....	22	\$38,000	22	\$38,000		

By objects	Obligations		
	Estimate, 1947	Estimate, 1946	Actual, 1945
<b>OTHER OBLIGATIONS</b>			
02 Travel.....	\$500	\$500	
03 Transportation of things.....	1,000	1,000	
04 Communication services.....	700	700	
05 Rents and utility services.....	1,500	1,500	
07 Other contractual services.....	2,000	2,000	
08 Supplies and materials.....	5,300	5,300	
09 Equipment.....	1,000	1,000	
Total other obligations.....	12,000	12,000	
Total estimate or appropriation.....	50,000	50,000	

Range Improvements Within Grazing Districts (Receipt Limitation)—

Range improvements: For construction, purchase, and maintenance of range improvements within grazing districts, pursuant to the provisions of sections 10 and 11 of the Act of June 28, 1934, as amended (43 U. S. C. 8A), and not including contributions under section 9 of the Act of June 28, 1934, \$223,000: *Provided*, That expenditures hereunder shall not exceed 25 per centum of all moneys received from grazing districts under the provisions of said Act of June 28, 1934, as amended, during the fiscal years [1945] 1946 and [1946] 1947. (Act of July 3, 1945, Public Law 123.)

Estimate 1947, \$223,000                      Appropriated 1946, \$105,950

By objects	Obligations					
	Estimate, 1947		Estimate, 1946		Actual, 1945	
	Man- years	Total salary	Man- years	Total salary	Man- years	Total salary
<b>PERSONAL SERVICES, FIELD</b>						
Crafts, protective, and custodial service:						
Grade 10. Range \$2,980 to \$3,640.....					0.3	\$650
Grade 9. Range \$2,650 to \$3,310.....	2	\$5,410	1.9	\$5,140	0.3	671
Grade 8. Range \$2,540 to \$3,200.....	4	10,930	3.5	9,515	4.7	10,657
Grade 7. Range \$2,364 to \$2,870.....	14	34,218	12.4	30,345	12.2	25,865
Grade 6. Range \$2,106 to \$2,562.....					1.9	3,774
Net permanent, field.....	20	50,558	17.8	45,000	19.4	40,717
Temporary employment, field.....	24	48,000	14	29,560	7.3	17,147
Overtime pay, field.....				2,290		11,660
01 Personal services (net).....	44	98,558	31.8	76,850	26.7	69,524
<b>OTHER OBLIGATIONS</b>						
02 Travel.....		5,000		3,000		3,464
03 Transportation of things.....		2,000		1,000		1,847
04 Communication services.....		50		50		
05 Rents and utility services.....		500		500		604
07 Other contractual services.....		12,000		10,000		11,689
08 Supplies and materials.....		29,892		23,600		24,679
09 Equipment.....		75,000				968
Total other obligations.....		124,442		38,150		43,251
Grand total obligations.....		223,000		115,000		112,775
Covered into Treasury as miscellaneous receipts, Public Law 369.....						+50
Excess of obligations over appropriation due to Public Law 106.....				-9,050		
Estimated savings, unobligated balance.....						2,175
Total estimate or appropriation.....		223,000		105,950		115,000

Leasing of Grazing Lands, Grazing Service (Receipt Limitation)—

Leasing of grazing lands: For leasing State, county, or privately owned lands in accordance with the provisions of the Act of June 23, 1938 (52 Stat. 1033), \$7,500: *Provided*, That expenditures hereunder shall not exceed the aggregate receipts covered into the Treasury in accordance with section 4 of said Act. (Act of July 3, 1945, Public Law 123.)

Estimate 1947, \$7,500                      Appropriated 1946, \$7,500

By objects	Obligations		
	Estimate, 1947	Estimate, 1946	Actual, 1945
05 Rents and utility services.....	\$7,500	\$7,500	\$7,214
Estimated savings, unobligated balance.....			1,286
Total estimate or appropriation.....	7,500	7,500	8,500

Appropriations herein made for the Grazing Service for "Salaries and expenses", "Range improvements", and "Fire fighting" shall be available for the hire, maintenance, and operation of aircraft. (Act of July 3, 1945, Public Law 123.)

**Soil and Moisture Conservation Operations, Department of the Interior (Grazing Service)**

By objects	Obligations					
	Estimate, 1947		Estimate, 1946		Actual, 1945	
	Man-years	Total salary	Man-years	Total salary	Man-years	Total salary
<b>PERSONAL SERVICES, DEPARTMENTAL</b>						
Clerical, administrative, and fiscal service:						
Grade 9. Range \$3,640 to \$4,300						
Auditor	0.1	\$312	0.1	\$312	0.1	\$204
Grade 7. Range \$2,980 to \$3,640	1	3,060	1	3,035	1	2,536
Grade 4. Range \$2,100 to \$2,496	2	4,200	1.6	3,360		
Grade 3. Range \$1,902 to \$2,298	1	2,022	0.5	991	2.9	4,732
Grade 2. Range \$1,704 to \$2,100					0.2	240
Professional service:						
Grade 5. Range \$5,180 to \$6,020:						
Chief engineer	1	5,000	0.5	2,774	0.1	600
Range examiner			0.8	4,480	1	4,900
Grade 3. Range \$3,640 to \$4,300						
Supervising engineering draftsman	1	3,970	0.6	2,382		
Subprofessional service:						
Grade 8. Range \$2,980 to \$3,640	1	3,200	1	3,200	1	2,611
Grade 5. Range \$2,100 to \$2,496			0.8	1,731	1	1,836
Grade 4. Range \$1,902 to \$2,298	1	1,968	1	1,918	0.8	1,370
Grade 3. Range \$1,704 to \$2,100					0.8	1,235
Total permanent, departmental	8.1	24,362	7.9	24,183	8.9	20,244
Overtime pay, departmental				700		3,897
All personal services, departmental	8.1	24,362	7.9	24,683	8.9	24,141
<b>PERSONAL SERVICES, FIELD</b>						
Clerical, administrative, and fiscal service:						
Grade 10. Range \$3,970 to \$4,630:						
Administrative assistant	1	3,970	0.8	3,176		
Grade 9. Range \$3,640 to \$4,300:						
Administrative assistant			0.2	501	0.6	1,878
Grade 8. Range \$3,310 to \$3,970					0.8	2,504
Grade 6. Range \$2,650 to \$3,310	1.5	4,195	1.5	4,112	2	4,648
Grade 5. Range \$2,320 to \$2,980	7	17,555	7	17,310	7.2	14,991
Grade 4. Range \$2,100 to \$2,496	13	28,158	12.5	26,822	10.5	19,278
Grade 3. Range \$1,902 to \$2,298	9	17,580	8.5	16,480	11.2	18,380
Grade 2. Range \$1,704 to \$2,100	1	1,836	1	1,836	3.8	5,564
Professional service:						
Grade 4. Range \$4,300 to \$5,180:						
Soil conservationist	1	4,900	1	4,905	0.8	3,500
Improvement supervisor	2	9,260	1.2	5,455	1.3	4,950
Range examiner	1	4,300	1	4,300		
Grade 3. Range \$3,640 to \$4,300:						
Improvement supervisor	2	7,610	2	7,555	2.5	8,327
Range examiner	7	26,800	6.5	25,090	6.8	23,088
Engineer	5	19,740	4.2	16,569	3.6	11,899
Grade 2. Range \$2,980 to \$3,640	6	19,200	6	19,338	6.1	16,677
Grade 1. Range \$2,320 to \$2,980	6	15,350	7	17,697	9.2	19,201
Subprofessional service:						
Grade 7. Range \$2,650 to \$3,310	2	5,410	2	5,337	0.3	850
Grade 6. Range \$2,320 to \$2,980	5	12,370	4.5	11,072	4.7	9,615
Grade 5. Range \$2,100 to \$2,496	4.5	9,780	4.2	9,051	2.2	4,458
Grade 4. Range \$1,902 to \$2,298	3.5	7,053	4	7,872	3.8	6,137
Grade 3. Range \$1,704 to \$2,100	1	1,770	1	1,720	1.2	1,755
Crafts, protective, and custodial service:						
Grade 10. Range \$2,980 to \$3,640					1.1	2,817
Grade 9. Range \$2,650 to \$3,310	4.9	14,276	4.5	12,990	1.3	3,000
Grade 8. Range \$2,540 to \$3,200	3	7,840	2.4	6,248	3.2	7,141
Grade 7. Range \$2,364 to \$2,870	12	29,070	12	29,020	9.1	19,282
Grade 6. Range \$2,166 to \$2,562	2	4,464	1	2,298	1.6	2,988
Grade 5. Range \$1,968 to \$2,364	1	2,100	0.5	1,050	1.6	2,755
Unclassified			1	2,166	2	2,017
Total permanent, field	101.4	274,647	97.5	260,000	98.8	217,500
Temporary employment, field	117	234,000	47	95,150	38.7	78,777
Part-time employment, field	0.2	600	0.2	600		
W. A. E. employment, field	0.5	1,000	0.5	1,000	0.6	1,120
Overtime pay, field				9,900		57,106
All personal services, field	219.1	510,247	145.2	366,650	138.1	354,503
01 Personal services (net)	227.2	534,609	153.1	391,333	147.0	378,644
<b>OTHER OBLIGATIONS</b>						
02 Travel		18,000		17,500		18,964
03 Transportation of things		1,800		1,800		2,210
04 Communication services		2,200		2,200		1,630
05 Rents and utility services		21,000		21,000		23,361
06 Printing and binding		750		750		
07 Other contractual services		50,000		61,500		25,539
08 Supplies and materials		45,000		36,667		36,440
09 Equipment		100,641		23,000		1,553
10 Lands and structures						1,773
13 Refunds, awards, and indemnities						180
Total other obligations		242,391		164,417		111,650
Grand total obligations		777,000		555,750		490,294
Reimbursements for services performed						-2,288
Allotted from "Soil and moisture conservation operations, Department of the Interior"		-777,000		-555,750		-488,006
Total estimate or appropriation						0

**Working Fund, Interior, Grazing Service**

By objects	Obligations					
	Estimate, 1947		Estimate, 1946		Actual, 1945	
	Man-years	Total salary	Man-years	Total salary	Man-years	Total salary
<i>Access roads to strategic minerals</i>						
<b>PERSONAL SERVICES, DEPARTMENTAL</b>						
Clerical, administrative, and fiscal service:						
Grade 4. Range \$2,100 to \$2,496			0.5	\$1,050	0.7	\$1,204
Grade 3. Range \$1,902 to \$2,298			2	3,936	3.2	5,069
Professional service:						
Grade 5. Range \$5,180 to \$6,020:						
Engineer			0.5	2,695	0.9	4,200
Grade 2. Range \$2,980 to \$3,640			1	3,200	1	2,700
Subprofessional service:						
Grade 3. Range \$1,704 to \$2,100					0.3	480
Total permanent, departmental			4	10,881	6.1	13,653
Overtime pay, departmental				197		2,597
All personal services, departmental			4	11,078	6.1	16,250
<b>PERSONAL SERVICES, FIELD</b>						
Clerical, administrative, and fiscal service:						
Grade 5. Range \$2,320 to \$2,980					0.2	333
Grade 4. Range \$2,100 to \$2,496			0.5	1,050	2.8	5,049
Grade 3. Range \$1,902 to \$2,298			0.2	438	4.9	7,917
Grade 2. Range \$1,704 to \$2,100			1	1,868	7.2	10,487
Professional service:						
Grade 4. Range \$4,300 to \$5,180:						
Engineer			0.5	2,260	0.7	2,692
Grade 3. Range \$3,640 to \$4,300:						
Engineer			1.7	5,756	1.9	6,237
Grade 2. Range \$2,980 to \$3,640			0.3	862	1.2	3,182
Subprofessional service:						
Grade 6. Range \$2,320 to \$2,980					0.6	1,262
Grade 5. Range \$2,100 to \$2,496					0.1	150
Grade 2. Range \$1,572 to \$1,968					0.2	240
Crafts, protective, and custodial service:						
Grade 10. Range \$2,980 to \$3,640			0.3	802	3.4	8,480
Grade 9. Range \$2,650 to \$3,310			1.9	5,389	3.8	8,967
Grade 8. Range \$2,540 to \$3,200			1.4	3,900	3.7	8,197
Grade 7. Range \$2,364 to \$2,870			1.4	3,691	2.0	6,007
Grade 5. Range \$1,968 to \$2,364					0.3	459
Unclassified			0.5	1,282	1.1	1,451
Total permanent, field			9.7	27,298	35	71,110
Temporary employment, field			47	93,424	111.3	279,287
W. A. E. employment, field			0.2	300	0.2	200
Overtime pay, field				12,900		66,906
All personal services, field			56.9	133,922	146.5	417,503
01 Personal services (net)			60.9	145,000	152.6	433,753
<b>OTHER OBLIGATIONS</b>						
02 Travel				4,100		9,434
03 Transportation of things				500		1,740
04 Communication services				500		1,352
05 Rents and utility services				10,000		71,534
07 Other contractual services				73,000		58,859
08 Supplies and materials				74,607		126,998
09 Equipment				2,300		
Total other obligations				165,007		272,917
Grand total obligations				310,007		706,670
Prior year balance available in 1945						-382,376
1945 balance available in 1946				-196,206		+196,206
Advanced from "Access roads, Public Roads Administration," Federal Works Agency				-113,801		-520,500
Total estimate or appropriation						

Total, Grazing Service, annual appropriation, general account:

Estimate 1947, \$1,784,500      Appropriated 1946, \$1,142,920

Permanent appropriation, special account:

**Payments to States From Receipts Under Grazing Act**

Indefinite appropriation of moneys received as grazing fees under the provisions of the Act of June 28, 1934, as amended (43 U. S. C. 8A), to be paid to the States by the Secretary of the Treasury in accordance with the provisions of sections 10 and 11 of said Act of June 28, 1934, as amended. (43 U. S. C. 315.)

Estimate 1947, \$525,000      Appropriated 1946, \$550,000  
Revised 1946, \$525,000

11 Grants to States for the benefit of counties in which the grazing districts are situated: Obligations—1947, \$525,000; 1946, \$525,000; 1945, \$500,326.

Total, Grazing Service, general and special accounts:

Estimate 1947, \$2,309,500      Appropriated 1946, \$1,692,920  
Revised 1946, \$1,667,920



By objects	Obligations					
	Estimate, 1947		Estimate, 1946		Actual, 1945	
	Man-years	Total salary	Man-years	Total salary	Man-years	Total salary
<b>PERSONAL SERVICES, DEPARTMENTAL—CON.</b>						
Professional service—Continued						
Grade 5. Range \$5,180 to \$6,020:						
Chief of division	7	\$7,310	7	\$7,114	6.8	\$9,475
Attorney	6.6	35,238	5	26,626	4.3	19,812
Grade 4. Range \$4,300 to \$5,180:						
Assistant chief of division	6	27,120	6	26,755	6	23,493
Engineer	3	14,660	3	14,001	3	12,729
Attorney	2.4	10,320			2.1	8,872
Division reviewer	7	31,640	7	31,156	7.7	29,334
Special adviser to assistant commissioner	1	4,520	1	4,469	0.7	2,692
Adjudicator	21.7	95,500	16.1	70,255	10.7	39,478
Land economist	2.8	12,040	2	8,600		
Grade 3. Range \$3,640 to \$4,390:						
Adjudicator	31.2	115,699	22.3	82,770	24.1	78,791
Division reviewer	3	11,250	3	11,216	2.6	7,878
Engineer	2	8,650	2	8,020	2.1	7,198
Land economist	2.6	9,574	1	3,725	1	3,138
Statistician	0.8	2,912			0.2	702
Grade 2. Range \$2,980 to \$3,640	38.6	119,852	30.2	94,736	31.8	87,510
Grade 1. Range \$2,320 to \$2,980	6.4	15,618	4	10,016	5.2	11,092
Subprofessional service:						
Grade 7. Range \$2,650 to \$3,310	1	2,650	1	2,650		
Grade 6. Range \$2,320 to \$2,980	1	2,980	1	2,946	1	2,474
Grade 5. Range \$2,100 to \$2,496	2	4,728	2	4,728	1.9	4,005
Grade 4. Range \$1,902 to \$2,298	1	1,968	1	1,920	0.3	472
Crafts, protective, and custodial service:						
Grade 4. Range \$1,770 to \$2,166	1	1,836	1	1,836	1	1,500
Grade 3. Range \$1,572 to \$1,902	11.6	19,556	10	16,994	9.1	12,736
<b>Wages (per hour)</b>						
\$1.75: Engraver	1	3,640	1	3,640	1	3,500
Total permanent, departmental	334.8	1,044,000	289	887,999	270	715,670
Temporary employment, departmental					2.1	3,044
Part-time employment, departmental					0.6	879
Overtime pay, departmental						14,571
01 Personal services (net)	334.8	1,044,000	289	902,570	272.7	855,928
<b>OTHER OBLIGATIONS</b>						
02 Travel		8,350		8,350		7,949
03 Transportation of things		25		25		33
04 Communication services		25		25		10
06 Printing and binding		8,500		8,500		9,327
07 Other contractual services		14,100		14,100		4,715
08 Supplies and materials						28
13 Refunds, awards, and indemnities						360
Total other obligations		31,000		31,000		22,432
Grand total obligations		1,075,000		933,570		878,360
Received by transfer from "General expenses, General Land Office"				-31,000		-21,981
Net total obligations		1,075,000		902,570		856,379
Excess of obligations over appropriation due to Public Law 106				-117,500		
Estimated savings, unobligated balance						13,621
Total estimate or appropriation		1,075,000		785,070		870,000

**General Expenses, General Land Office—**

General expenses: For traveling expenses of officers and employees, for employment of stenographers and other assistants, for production of maps and official plats of surveys; for expenses of restoration to the public domain of lands in forest reserves and of lands temporarily withdrawn for forest-reserve purposes; for printing and binding; and for expenses of hearings or other proceedings held by order of the General Land Office to determine the character of lands, whether alleged fraudulent entries are of that character or have been made in compliance with the law, and of hearings in disbarment proceedings, \$31,000. (43 U. S. C. 1-2; Act of July 3, 1945, Public Law 123.)

Appropriated 1946, \$31,000

NOTE.—The appropriation under the above title has been transferred to and estimated for under "Salaries and expenses, General Land Office." For comparative purposes the amounts appropriated for 1945 and 1946 are shown in the schedule as transfers.

By objects	Obligations		
	Estimate, 1947	Estimate, 1946	Actual, 1945
Transferred to "Salaries and expenses, General Land Office"		+\$31,000	+\$21,981
Received by transfer from "Printing and binding, Department of the Interior"			-9,327
Estimated savings, unobligated balance			7,346
Total estimate or appropriation		31,000	20,000

**Surveying the Public Lands—**

Surveying public lands: For surveys and resurveys of public lands, examination of surveys heretofore made and reported to be defective or fraudulent, inspecting mineral deposits, coal fields, and timber districts, making fragmentary surveys, and such other surveys or examinations as may be required for identification of lands for purposes of evidence in any suit or proceeding in behalf of the United States, under the supervision of the Commissioner of the General Land Office and direction of the Secretary, [\$450,000] \$750,000, including purchase [of one and] (not to exceed three), operation, and maintenance of motor-propelled passenger-carrying vehicles, and not to exceed \$50,000 for personal services in the District of Columbia: Provided, That this appropriation may be expended for surveys made under the supervision of the Commissioner of the General Land Office, but when expended for surveys that would not otherwise be chargeable hereto it shall be reimbursed from the applicable appropriation, fund, or special deposit. (43 U. S. C. 54; Act of July 3, 1945, Public Law 123.)

Estimate 1947, \$750,000

Appropriated 1946, \$450,000

By objects	Obligations					
	Estimate, 1947		Estimate, 1946		Actual, 1945	
	Man-years	Total salary	Man-years	Total salary	Man-years	Total salary
<b>PERSONAL SERVICES, DEPARTMENTAL</b>						
Professional service:						
Grade 7. Range \$7,175 to \$8,225:						
Supervisor of surveys	1	\$7,437				
Grade 6. Range \$6,230 to \$7,070:						
Assistant supervisor of surveys	1	6,230				
Grade 4. Range \$4,300 to \$5,180:						
Cadastral engineer	1	4,740				
Clerical, administrative, and fiscal service:						
Grade 8. Range \$3,310 to \$3,970	1	3,530				
Grade 6. Range \$2,650 to \$3,310	1	3,310				
Grade 4. Range \$2,100 to \$2,496	2	4,398				
All personal services, departmental	7	29,645				
<b>PERSONAL SERVICES, FIELD</b>						
Professional service:						
Grade 7. Range \$7,175 to \$8,225:						
Supervisor of surveys			1	\$7,347	1	\$6,500
Grade 6. Range \$6,230 to \$7,070:						
Assistant supervisor of surveys			1	6,230	0.1	393
Counsel at large					0.2	1,390
Grade 5. Range \$5,180 to \$6,020:						
Administrative cadastral engineer			1	6,020	1	5,300
District cadastral engineer	5	29,890	8	47,320	8	41,426
Grade 4. Range \$4,300 to \$5,180:						
Cadastral engineer	8	37,810	7.4	34,585	8	31,523
Grade 3. Range \$3,640 to \$4,300:						
Cadastral engineer	33	131,780	32.4	129,827	34.5	118,085
Cartographic engineer			0.5	3,070	1	3,475
Grade 2. Range \$2,980 to \$3,640	23	75,800	10.8	36,628	10.6	30,972
Grade 1. Range \$2,320 to \$2,980	8	19,110				
Clerical, administrative, and fiscal service:						
Grade 10. Range \$3,970 to \$4,630:						
Chief clerk			1	4,600	1	3,975
Grade 8. Range \$3,310 to \$3,970			1	3,530	1	3,000
Grade 7. Range \$2,980 to \$3,640					0.8	1,975
Grade 6. Range \$2,650 to \$3,310	2	6,070	3	9,320	3	7,900
Grade 5. Range \$2,320 to \$2,980	3	8,500	3	8,440	3.8	8,990
Grade 4. Range \$2,100 to \$2,496	6	13,590	6.4	14,208	6	11,332
Grade 3. Range \$1,902 to \$2,298	4	8,070	6.4	13,006	3.9	6,805
Grade 2. Range \$1,572 to \$1,908					0.4	635
Subprofessional service:						
Grade 8. Range \$2,980 to \$4,640	2	7,060	2	7,000	2	5,950
Grade 7. Range \$2,650 to \$3,310	6	18,210	4	12,398	4	9,784
Grade 6. Range \$2,320 to \$2,980	11	29,500	6.3	17,298	7.4	16,908
Grade 5. Range \$2,100 to \$2,496	3	6,696	4.2	9,148	1	1,980
Grade 4. Range \$1,902 to \$2,298	3	5,772	2.4	4,698	0.4	607
Total permanent, field	117	397,948	101.8	374,583	99.1	318,905
Temporary employment, field	108	129,600	43	48,775	51	45,857
Additional pay for foreign service, field		6,112		4,325		3,775
Overtime pay, field				8,105		68,275
All personal services, field	225	533,660	144.8	435,788	150.1	436,812
01 Personal services (net)	232	563,305	144.8	435,788	150.1	436,812
<b>OTHER OBLIGATIONS</b>						
02 Travel		129,400		51,742		55,350
03 Transportation of things		1,200		1,000		1,008
04 Communication services		1,800		1,800		1,507
05 Rents and utility services		16,000		11,000		1,225
07 Other contractual services		7,000		7,000		7,152
08 Supplies and materials		19,795		9,670		14,358
09 Equipment		30,500		500		263
13 Refunds, awards, and indemnities						140
Total other obligations		205,695		82,712		81,003
Grand total obligations		750,000		518,500		517,815
Reimbursements for services performed		-20,000		-20,000		-24,310
Transferred to "Continent expenses, Department of the Interior"		+1,000		+1,500		+1,500
Net total obligations		750,000		500,000		494,975
Excess of obligations over appropriation, Public Law 106				-50,000		
Covered into Treasury as miscellaneous receipts, Public Law 369						+545
Estimated savings, unobligated balance						4,480
Total estimate or appropriation		750,000		450,000		500,000



GENERAL LAND OFFICE—Continued

Salaries and Expenses, Branch of Field Examination, General Land Office—

Salaries and expenses, branch of field examination: For salaries and expenses of field examinations, classification of lands, and investigations required in the administration and execution of the public land laws, and the protection of the public lands and their resources from trespass, including purchase of [fifteen] *twenty-five* and operation and maintenance of passenger-carrying automobiles, [ \$354,695 ] \$397,500. (43 U. S. C. 2; Act of July 3, 1945, Public Law 123.)

Estimate 1947, \$397,500

Appropriated 1946, \$354,695

By objects	Obligations					
	Estimate, 1947		Estimate, 1946		Actual, 1945	
<b>PERSONAL SERVICES, FIELD</b>						
Clerical, administrative, and fiscal service:	Man-	Total	Man-	Total	Man-	Total
Grade 12. Range \$5,180 to \$6,920:	years	salary	years	salary	years	salary
Regional field examiner.....	5	\$28,450	5	\$28,272	4.5	\$23,222
Grade 11. Range \$4,300 to \$5,180:						
Assistant regional field examiner.....	4.9	21,369	4	17,471	2.1	11,324
Grade 10. Range \$3,970 to \$4,630:						
Field examiner.....	2.5	10,720	2.5	10,445	3.5	12,803
Grade 9. Range \$3,640 to \$4,300:						
Field examiner.....	4	15,880	3	12,155	2.8	9,783
Grade 8. Range \$3,310 to \$3,970:						
Field examiner.....	8	28,460	9	32,151	9.6	30,248
Grade 7. Range \$2,980 to \$3,640:						
Field examiner.....	9	28,580	5.5	16,991	2.5	6,447
Grade 6. Range \$2,650 to \$3,310:						
Field examiner.....	7	19,540	6	16,805	4.6	11,283
Grade 5. Range \$2,320 to \$2,980:						
Field examiner.....	5	11,490	5	11,386	5.9	11,266
Grade 4. Range \$2,100 to \$2,496:						
Field examiner.....	7	12,334	8	16,285	7.4	12,615
Grade 3. Range \$1,902 to \$2,298:						
Field examiner.....	1	1,770	1.3	2,116	1.6	2,268
Grade 2. Range \$1,704 to \$2,100:						
Field examiner.....						
Grade 1. Range \$2,320 to \$2,980:						
Field examiner.....	10	38,600	10.5	40,196	9.5	30,720
Grade 1. Range \$2,320 to \$2,980:						
Field examiner.....	1	2,320				
Total permanent, field.....	73.9	262,173	69.3	246,548	64.5	201,212
Temporary employment, field.....			0.8	1,362	0.1	108
W. A. E. employment, field.....						45
Overtime pay, field.....				3,600		36,790
Additional pay for foreign service, field.....		4,030		3,888		2,178
01 Personal services (net).....	73.9	266,203	70.1	255,398	64.6	240,333
<b>OTHER OBLIGATIONS</b>						
02 Travel.....		75,900		74,400		69,095
03 Transportation of things.....		1,450		1,450		895
04 Communication services.....		1,500		1,500		805
05 Rents and utility services.....		11,400		11,400		11,410
07 Other contractual services.....		10,097		10,097		13,360
08 Supplies and materials.....		11,350		10,350		9,975
09 Equipment.....		18,600		13,100		152
13 Refunds, awards, and indemnities.....						30
Total other obligations.....		130,297		122,297		105,722
Grand total obligations.....		396,500		377,695		346,955
Reimbursements for services performed.....						-20,352
Transferred to "Continent expenses, Department of the Interior".....		+1,000		+2,000		+2,000
Net total obligations.....		397,500		379,695		327,703
Excess of obligations over appropriation due to Public Law 106.....				-25,000		
Covered into Treasury as miscellaneous receipts, Public Law 309.....						+605
Estimated savings, unobligated balance.....						41,692
Total estimate or appropriation.....		397,500		354,695		370,000

Salaries and Commissions of Registers of Land Offices—

Transferred to "Salaries and expenses of district land offices": 1945, \$96,777.

Salaries and Expenses of District Land Offices—

Salaries and expenses of district land offices: For all necessary expenses incident to the operation and maintenance of district land offices and the disposal, supervision, and management of the public lands, including operation and maintenance of motor-propelled passenger-carrying vehicles, [ \$237,000 ] \$293,200: *Provided*, That no expenses chargeable to the Government shall be incurred by registers in the conduct of local land offices except upon previous specific authorization by the Commissioner of the General Land Office. (43 U. S. C. 72, 129; 48 U. S. C. 360, Supp. III; Act of Apr. 24, 1944, Public Law 294; Act of July 3, 1945, Public Law 123; Act of Dec. 28, 1945, Public Law 269.)

Estimate 1947, \$293,200

Appropriated 1946, \$245,000

\* Includes \$8,000 appropriated in the First Deficiency Appropriation Act, 1946.

By objects	Obligations					
	Estimate, 1947		Estimate, 1946		Actual, 1945	
<b>PERSONAL SERVICES, FIELD</b>						
Clerical, administrative, and fiscal service:	Man-	Total	Man-	Total	Man-	Total
Grade 11. Range \$4,300 to \$5,180:	years	salary	years	salary	years	salary
Register.....	14	\$63,280	14	\$61,740	13.8	\$52,282
Grade 9. Range \$3,640 to \$4,300:						
Register.....	5	18,970	5	18,802	3.7	14,560
Grade 7. Range \$2,980 to \$3,640:						
Register.....	6	19,750	5.5	17,888	4.9	13,882
Grade 6. Range \$2,650 to \$3,310:						
Register.....	8	24,720	8	24,542	7.1	20,338
Grade 5. Range \$2,320 to \$2,980:						
Register.....	16	43,720	16	43,151	14.9	34,700
Grade 4. Range \$2,100 to \$2,496:						
Register.....	15.7	34,897	13.5	30,171	14.6	27,567
Grade 3. Range \$1,902 to \$2,298:						
Register.....	19	37,458	17.8	34,851	12.3	20,916
Grade 2. Range \$1,704 to \$2,100:						
Register.....	12	21,174	11	19,192	12.9	19,067
Total permanent, field.....	95.7	263,969	90.8	250,337	84.2	203,312
Temporary employment, field.....			0.3	500	0.6	889
Overtime pay, field.....				4,770		40,408
Additional pay for foreign service, field.....		6,371		4,935		3,314
01 Personal services (net).....	95.7	270,340	91.1	260,542	84.8	247,983
<b>OTHER OBLIGATIONS</b>						
02 Travel.....		3,100		2,100		3,275
03 Transportation of things.....		1,200		1,200		388
04 Communication services.....		8,625		7,425		6,832
05 Rents and utility services.....		150		150		
07 Other contractual services.....		4,615		4,615		6,281
08 Supplies and materials.....		900		400		227
09 Equipment.....		3,270		1,568		839
13 Refunds, awards, and indemnities.....						100
Total other obligations.....		21,860		17,458		17,942
Grand total obligations.....		292,200		278,000		265,925
Transferred to "Continent expenses, Department of the Interior".....		+1,000		+2,000		+2,000
Received by transfer from "Salaries and commissions of registers of land offices".....						-96,777
Net total obligations.....		293,200		280,000		171,148
Excess of obligations over appropriation due to Public Law 106.....				-35,000		
Estimated savings, unobligated balance.....						2,852
Total estimate or appropriation.....		293,200		245,000		174,000

Forest Management and Protection, Public Domain, Alaska—

Forest management and protection, public domain, Alaska: For the administration and management of forest resources, including the prevention and suppression of fires on the public domain in Alaska, including the use of airplanes by charter or otherwise, and the maintenance and operation of motor-propelled passenger-carrying vehicles, \$147,460. (43 U. S. C. 2; Act of Mar. 29, 1944, Public Law 273; Act of July 3, 1945, Public Law 123.)

Appropriated 1946, \$147,460

NOTE.—The appropriation under the above title has been transferred to and estimated for under "Protection and management of the timber resources of the public domain." For comparative purposes the amounts provided for 1945 and 1946 are shown in the schedule as transfers.

By objects	Obligations		
	Estimate, 1947	Estimate, 1946	Actual, 1945
Transferred to "Protection and management of the timber resources of the public domain".....		+ \$164,128	+ \$33,146
Excess of obligations over appropriation due to Public Law 106.....		-16,668	
Estimated savings, unobligated balance.....			754
Total estimate or appropriation.....		147,460	33,900

Payments to States of 5 Per Centum of Proceeds From Sales of Public Lands and Materials (Receipt Limitation)—

Payments to States of 5 per centum of proceeds from sales of public lands: For payment to the several States of 5 per centum of the net proceeds of sales of public lands lying within their limits, for the purpose of education or of making public roads and improvements, \$2,500: *Provided*, That expenditures hereunder shall not exceed the aggregate receipts covered into the Treasury in accordance with section 4 of the Permanent Appropriation Repeal Act, 1931. (31 U. S. C. 711; Act of July 3, 1945, Public Law 123.)

Estimate 1947, \$2,500

Appropriated 1946, \$2,500

II Grants, subsidies, and contributions: Obligations—1947, \$2,500; 1946, \$2,500; 1945, \$2,500.



**Revested Oregon and California Railroad and Reconveyed Coos Bay Wagon Road Grant Lands, Oregon (Reimbursable)—**

Revested Oregon and California Railroad and reconveyed Coos Bay Wagon Road grant lands, Oregon: For carrying out the provisions of title I of the Act of August 28, 1937 (50 Stat. 874), including fire protection and patrol [on these and adjacent and intermingled public lands], through cooperative agreements with Federal, State, and county agencies, or otherwise, and including travel and other necessary expenses; and including purchase (not to exceed two), operation and maintenance of motor-propelled passenger-carrying vehicles, [\$310,000] \$317,000: Provided, That such expenditures shall be reimbursed from the 25 per centum referred to in section c, title II, of the Act approved August 28, 1937, of the special fund designated the "Oregon and California Land Grant Fund" and section 4 of the Act approved May 24, 1939, of the special fund designated the "Coos Bay Wagon Road Grant Fund". (Act of July 3, 1945, Public Law 123.)

Estimate 1947, \* \$317,000      Appropriated 1946. \$310,000

\* Excludes \$7,589 transferred to "Protection and management of the timber resources of the public domain." For comparative purposes the amounts provided for 1945 and 1946 are shown in the schedule as transfers.

By objects	Obligations					
	Estimate, 1947		Estimate, 1946		Actual, 1945	
<b>PERSONAL SERVICES, FIELD</b>						
Clerical, administrative, and fiscal service:	Man-years	Total salary	Man-years	Total salary	Man-years	Total salary
Grade 9. Range \$3,640 to \$4,300:						
Administrative officer	1	\$3,860	0.9	\$3,375		
Grade 8. Range \$3,310 to \$3,970			0.1	375	1	\$3,275
Grade 7. Range \$2,980 to \$3,640	1	2,980	0.2	745		
Grade 6. Range \$2,650 to \$3,310	1	2,650	3.5	9,475	1.7	3,975
Grade 5. Range \$2,320 to \$2,980					1.3	2,590
Grade 4. Range \$2,100 to \$2,496	5	10,500	5	10,478	5.2	8,850
Grade 3. Range \$1,902 to \$2,298	11.2	21,339	9.7	18,334	5.5	8,716
Grade 2. Range \$1,704 to \$2,100	3	5,112	1.8	2,982	3.5	5,125
Professional service:						
Grade 7. Range \$7,175 to \$8,225:						
Chief forester	1	7,437	1	7,437	1	6,500
Grade 5. Range \$5,180 to \$6,020:						
Assistant chief forester	2	10,780	2	10,780	1	4,950
Grade 4. Range \$4,300 to \$5,180:						
Forester	4	17,840	4	17,840	3	11,975
District forester	1	4,300	1	4,300		
Grade 3. Range \$3,640 to \$4,300:						
Forester	2	7,280	0.5	1,820	2	6,616
District forester	3	11,030	3	10,930	2.3	7,320
Timber expert	1	3,860	1	3,830	1.5	5,091
Grade 2. Range \$2,980 to \$3,640	14	41,720	10.8	34,085	11.4	31,087
Grade 1. Range \$2,320 to \$2,980	4.5	10,440	3.1	7,192	0.7	1,575
Subprofessional service:						
Grade 8. Range \$2,980 to \$3,640	1	2,980	1	2,980		
Grade 7. Range \$2,650 to \$3,310					1	2,300
Grade 6. Range \$2,320 to \$2,980	1	2,320	0.5	1,150		
Grade 4. Range \$1,902 to \$2,298	2	3,804	1.8	3,428	0.2	305
Total permanent, field	58.7	170,232	50.9	151,546	42.3	110,250
Temporary employment, field			0.8	1,795	10.7	18,160
Overtime pay, field				2,359		25,305
All personal services, field	58.7	170,232	51.7	155,700	53	153,715
Deduct quarters and subsistence furnished						5,278
01 Personal services (net)	58.7	170,232	51.7	155,700	53	148,437
<b>OTHER OBLIGATIONS</b>						
02 Travel		20,000		33,600		28,802
03 Transportation of things		1,200		1,200		671
04 Communication services		2,150		2,150		1,684
05 Rents and utility services		10,500		10,500		10,676
07 Other contractual services		102,000		106,761		99,001
08 Supplies and materials		2,918		2,500		7,928
09 Equipment		7,000		2,000		4,043
Total other obligations		145,768		158,711		152,785
Grand total obligations		316,000		314,411		301,222
Transferred to—						
"Contingent expenses, Department of the Interior"		+1,000		+1,000		+1,000
"Protection and management of the timber resources of the public domain"				+7,589		+7,275
Received by transfer from "Fire protection of forests, forest industries, and strategic facilities (national defense)"						-20,962
Net total obligations		317,000		323,000		288,535
Excess of obligations over appropriation due to Public Law 106				-13,000		
Covered into Treasury as miscellaneous receipts, Public Law 369						+77
Estimated savings, unobligated balance						11,388
Total estimate or appropriation		317,000		310,000		300,000

**White Pine Blister Rust Control, Department of Agriculture (Transfer to Interior, General Land Office)—**

By objects	Obligations					
	Estimate, 1947		Estimate, 1946		Actual, 1945	
<b>PERSONAL SERVICES, FIELD</b>						
Clerical, administrative, and fiscal service:	Man-years	Total salary	Man-years	Total salary	Man-years	Total salary
Grade 6. Range \$2,650 to \$3,310	1	\$2,650				
Grade 4. Range \$2,100 to \$2,496	1	2,100	1	\$2,100	0.8	\$1,485
Grade 3. Range \$1,902 to \$2,298	1	1,968	1	1,924	0.2	270
Grade 2. Range \$1,704 to \$2,100	1	1,704			0.8	1,111
Professional service:						
Grade 3. Range \$3,640 to \$4,300:						
Supervisor	1	3,640				
Subprofessional service:						
Grade 8. Range \$2,980 to \$3,640			0.9	2,980		
Total permanent, field	5	12,062	2.9	7,001	1.8	2,866
Temporary employment, field	71	120,098	33	55,830	13.9	22,081
Overtime pay, field				2,612		6,098
All personal services, field	76	132,160	35.9	65,476	15.7	30,955
Deduct quarters and subsistence furnished		33,960		12,730		5,696
01 Personal services (net)	76	98,200	35.9	52,746	15.7	25,259
<b>OTHER OBLIGATIONS</b>						
02 Travel		1,100		600		550
03 Transportation of things		500		200		107
04 Communication services		400		200		88
05 Rents and utility services		800		500		126
07 Other contractual services		6,000		3,500		1,913
08 Supplies and materials		40,000		12,800		6,773
09 Equipment		18,000		2,000		1,247
Total other obligations		66,800		19,800		10,804
Grand total obligations		165,000		72,546		36,063
Allotted from "White pine blister rust control, Department of Agriculture (transfer to Interior)"		-165,000		-72,546		-36,063
Total estimate or appropriation						

**Range Improvements Outside of Grazing Districts (Receipt Limitation)—**

Range improvements on public lands outside of grazing districts (receipt limitation): For construction, purchase, and maintenance of range improvements on the public lands subject to grazing leases under the provisions of section 15 and pursuant to the provisions of section 10 of the Act of June 28, 1934, as amended (43 U. S. C. 8A), including operation and maintenance of motor-propelled passenger-carrying vehicles, [\$46,430] \$50,000: Provided, That expenditures hereunder shall not exceed 25 per centum of all moneys received under the provisions of section 15 of said Act during the fiscal years [1945] 1946 and [1946] 1947. (Act of July 3, 1945, Public Law 123.)

Estimate 1947, \$50,000      Appropriated 1946, \$46,430

By objects	Obligations					
	Estimate, 1947		Estimate, 1946		Actual, 1945	
<b>PERSONAL SERVICES, FIELD</b>						
Professional service:	Man-years	Total salary	Man-years	Total salary	Man-years	Total salary
Grade 5. Range \$5,180 to \$6,020:						
Chief, range development service	1	\$5,600	1	\$5,390	1	\$4,800
Grade 2. Range \$2,980 to \$3,640	2	6,180	2	6,060	1.8	4,767
Clerical, administrative, and fiscal service:						
Grade 4. Range \$2,100 to \$2,496	1	2,166	1	2,100	0.5	825
Grade 3. Range \$1,902 to \$2,298					0.5	877
Total permanent, field	4	13,946	4	13,550	3.8	11,269
Temporary employment, field	0.1	142	0.3	538		
Overtime pay, field				232		2,030
01 Personal services (net)	4.1	14,088	4.3	14,320	3.8	13,299
<b>OTHER OBLIGATIONS</b>						
02 Travel		1,000		1,000		255
03 Transportation of things		210		210		201
04 Communication services		50		50		
07 Other contractual services		600		600		
08 Supplies and materials		13,522		12,620		14,940
09 Equipment		1,400		500		180
10 Lands and structures		19,130		19,130		14,468
Total other obligations		35,912		34,110		30,054
Grand total obligations		50,000		48,430		43,353

**GENERAL LAND OFFICE— Continued**

**Range Improvements Outside of Grazing Districts (Receipt Limitation)—Continued**

By objects	Obligations		
	Estimate, 1947	Estimate, 1946	Actual, 1945
Excess of obligations over appropriation due to Public Law 106		-\$2,000	
Covered into Treasury as miscellaneous receipts, Public Law 369			+ \$5
Estimated savings, unobligated balance			1,642
<b>Total estimate or appropriation</b>	<b>\$50,000</b>	<b>46,430</b>	<b>45,000</b>

**Soil and Moisture Conservation Operations, Department of the Interior (General Land Office)—**

By objects	Obligations					
	Estimate, 1947		Estimate, 1946		Actual, 1945	
	Man-years	Total salary	Man-years	Total salary	Man-years	Total salary
<b>PERSONAL SERVICES, FIELD</b>						
Clerical, administrative, and fiscal service:						
Grade 7. Range \$2,980 to \$3,640	1	\$3,090	1	\$2,980	0.9	\$2,434
Grade 6. Range \$2,650 to \$3,310	1	2,870	1	2,760	1	2,375
Grade 5. Range \$2,320 to \$2,980	2	5,234	2	4,970	2	3,983
Grade 4. Range \$2,100 to \$2,496	3	6,586	3	6,428	3	5,254
Professional service:						
Grade 4. Range \$4,300 to \$5,180:						
Regional conservationist	3	13,890	3	13,560	3	11,900
Grade 3. Range \$3,640 to \$4,300:						
Agricultural engineer	2	7,280				
Grade 2. Range \$2,980 to \$3,640	10	33,220	7	21,800	6.8	17,683
Grade 1. Range \$2,320 to \$2,980			1	2,320	0.8	1,666
Subprofessional service:						
Grade 6. Range \$2,320 to \$2,980	3	6,960				
<b>Total permanent, field</b>	<b>25</b>	<b>79,130</b>	<b>18</b>	<b>54,818</b>	<b>17.5</b>	<b>45,295</b>
Temporary employment, field	0.5	1,125	0.4	895		
Overtime pay, field				1,001		9,122
<b>01 Personal services (net)</b>	<b>25.5</b>	<b>80,255</b>	<b>18.4</b>	<b>56,714</b>	<b>17.5</b>	<b>54,417</b>
<b>OTHER OBLIGATIONS</b>						
02 Travel		13,000		8,500		7,774
03 Transportation of things		500		250		247
04 Communication services		500		500		304
05 Rents and utility services		4,600		4,550		4,489
07 Other contractual services		3,000		2,700		2,701
08 Supplies and materials		13,945		11,000		12,187
09 Equipment		6,200		2,335		299
10 Lands and structures		11,000		8,600		8,392
<b>Total other obligations</b>		<b>52,745</b>		<b>38,435</b>		<b>36,393</b>
<b>Grand total obligations</b>		<b>133,000</b>		<b>95,149</b>		<b>90,810</b>
Allotted from "Soil and moisture conservation operations, Department of the Interior"		-133,000		-95,149		-90,810
<b>Total estimate or appropriation</b>						

**Payment to Oklahoma From Royalties, Oil and Gas, South Half of Red River (Receipt Limitation)—**

Payment to Oklahoma from royalties, oil and gas, south half of Red River: For payment of 37½ percentum of the royalties derived from the south half of Red River in Oklahoma under the provisions of the Act of March 4, 1923 (30 U. S. C. 233), which shall be paid to the State of Oklahoma in lieu of all State and local taxes upon tribal funds accruing under said Act, to be expended by the State in the same manner as if received under section 35 of the Act approved February 25, 1920 (30 U. S. C. 191), **[\$3,000] \$3,500: Provided,** That expenditures hereunder shall not exceed the aggregate receipts covered into the Treasury in accordance with section 4 of the Permanent Appropriation Repeal Act, 1934. (Act of July 3, 1945, Public Law 123; Act of Dec. 28, 1945, Public Law 269.)

Estimate 1947, **\$3,500**      Appropriated 1946, **\$3,399.69**

\* Includes \$399.69 appropriated in the First Deficiency Appropriation Act, 1946.

11 Grants, subsidies, and contributions: Obligations—1947, \$3,500; 1946, \$3,399.69; 1945, \$3,583.

**Payment to Department of Forestry, Oregon, and Others, General Land Office—**

07 Other contractual services: Obligations—1945, \$4,852.54.

**Fire Protection and Timber Management, Public Domain, Continental United States—**

[Fire protection and timber management, public domain, continental United States: For necessary expenses for the protection and preservation of timber and other growth on the public domain,

pursuant to the Act of September 20, 1922 (16 U. S. C. 594), and for the promotion of sustained yield forest management, pursuant to the Act of March 29, 1944 (58 Stat. 132), not to exceed \$18,000 for personal services in the District of Columbia; and the purchase, operation, and maintenance of one passenger automobile; \$150,000.] (Act of July 3, 1945, Public Law 123; Act of Dec. 28, 1945, Public Law 269.)

Appropriated 1946, **\$212,000**

\* Includes \$62,000 appropriated in the First Deficiency Appropriation Act, 1946.

NOTE.—The appropriation under the above title has been transferred to and estimated for under "Protection and management of the timber resources of the public domain." For comparative purposes the amounts provided for 1945 and 1946 are shown in the schedule as transfers.

By objects	Obligations		
	Estimate, 1947	Estimate, 1946	Actual, 1945
Transferred to "Protection and management of the timber resources of the public domain"		\$213,332	
Excess of obligations over appropriation due to Public Law 106		-1,332	
<b>Total estimate or appropriation</b>		<b>212,000</b>	

**Protection and Management of the Timber Resources of the Public Domain—**

Protection and management of the timber resources of the public domain: For expenses necessary for the administration, management, and protection, including prevention and suppression of fires, of timber and other growth on the public domain in the United States, including Alaska, pursuant to the Acts of September 20, 1922 (16 U. S. C. 594) and March 29, 1944 (16 U. S. C. 583), the use of airplanes by charter or otherwise, and purchase (not to exceed one), maintenance and operation of passenger automobiles, and not to exceed \$23,500 for personal services in the District of Columbia, \$426,000. (Act of July 3, 1945, Public Law 123.)

Estimate 1947, **\$426,000**

\* Includes \$385,049 transferred from appropriations as follows:

"Fire protection and timber management, public domain, continental United States"	\$213,332
"Revested Oregon and California Railroad and reconveyed Coos Bay Wagon Road grant lands, Oregon (reimbursable)"	7,589
"Forest management and protection, public domain, Alaska"	164,128

For comparative purposes the amounts available for 1945 and 1946 are shown in the schedule as transfers.

By objects	Obligations					
	Estimate, 1947		Estimate, 1946		Actual, 1945	
	Man-years	Total salary	Man-years	Total salary	Man-years	Total salary
<b>PERSONAL SERVICES, DEPARTMENTAL</b>						
Professional service:						
Grade 5. Range \$5,180 to \$6,020:						
Forester	1	\$5,180	1	\$5,150		
Grade 4. Range \$4,300 to \$5,180:						
Forester	2	8,600	1.5	6,450		
Grade 3. Range \$3,640 to \$4,300:						
Forester	2	7,280	1.5	5,800		
Clerical, administrative, and fiscal service:						
Grade 3. Range \$1,902 to \$2,298	1	1,902	1	1,902		
<b>Total permanent, departmental</b>	<b>6</b>	<b>22,962</b>	<b>5</b>	<b>19,332</b>		
<b>PERSONAL SERVICES, FIELD</b>						
Clerical, administrative, and fiscal service:						
Grade 7. Range \$2,980 to \$3,640	1	3,090	1	3,048	1.4	\$3,772
Grade 5. Range \$2,320 to \$2,980	1	2,600	1	2,510	1	2,075
Grade 4. Range \$2,100 to \$2,496	3	6,432	3	6,320	2.2	3,846
Grade 3. Range \$1,902 to \$2,298	1	1,902	1	1,902	0.8	1,218
Professional service:						
Grade 5. Range \$5,180 to \$6,020:						
Forester	1	5,180	0.5	2,800	1	5,000
Grade 4. Range \$4,300 to \$5,180:						
Forester	1	4,300	1	4,300		
Grade 3. Range \$3,640 to \$4,300:						
Forester	1	3,640			1	3,475
Subprofessional service:						
Grade 8. Range \$2,980 to \$3,640	6	18,100	5.5	16,767	3.9	9,865
Grade 7. Range \$2,650 to \$3,310	2	5,520	2	5,507	1.7	3,833
Crafts, protective, and custodial service:						
Grade 7. Range \$2,364 to \$2,870	2	5,300	2	5,270	2	4,415
Unclassified	1	3,000	1	3,000	0.8	1,999
<b>Total permanent, field</b>	<b>20</b>	<b>59,064</b>	<b>18</b>	<b>51,424</b>	<b>15.8</b>	<b>39,498</b>
Temporary employment, field	15	42,203	13.5	37,737	11.6	25,228
Overtime pay, field				2,765		15,872
Additional pay for foreign service, field				21,217		15,677
<b>All personal services, field</b>	<b>35</b>	<b>125,764</b>	<b>31.5</b>	<b>113,143</b>	<b>27.4</b>	<b>96,275</b>
<b>Total, departmental and field</b>	<b>41</b>	<b>148,726</b>	<b>36.5</b>	<b>132,475</b>	<b>27.4</b>	<b>96,275</b>
Deduct quarters and subsistence furnished		700		450		445
<b>01 Personal services (net)</b>	<b>41</b>	<b>148,026</b>	<b>36.5</b>	<b>132,025</b>	<b>27.4</b>	<b>95,830</b>

By objects	Obligations		
	Estimate, 1947	Estimate, 1946	Actual, 1945
<b>OTHER OBLIGATIONS</b>			
02 Travel.....	\$18,450	\$10,625	\$9,869
03 Transportation of things.....	2,105	2,050	2,193
04 Communication services.....	1,300	775	668
05 Rents and utility services.....	10,000	9,300	8,105
07 Other contractual services.....	201,000	199,739	39,581
08 Supplies and materials.....	16,450	17,450	22,988
09 Equipment.....	27,669	13,085	8,957
Total other obligations.....	276,974	253,024	92,361
Grand total obligations.....	425,000	385,049	188,191
Transferred to "Contingent expenses, Department of the Interior".....	+1,000		
Received by transfer from—			
"Fire protection and timber management, public domain, continental United States".....		-213,332	
"Forest management and protection, public domain, Alaska".....		-164,128	-33,146
"Revested Oregon and California Railroad and reconveyed Coos Bay Wagon Road grant lands, Oregon (reimbursable)".....			-7,275
"Fire protection of forests, forest industries and strategic facilities (national defense)".....			-147,770
Total estimate or appropriation.....	426,000		
<b>BY PROJECTS AND FUNCTIONS</b>			
1. Forest protection of the public domain.....	\$393,392	\$358,240	\$172,319
2. Forest management of the public domain.....	32,608	24,035	15,872
3. Overtime pay.....		2,765	
Grand total obligations.....	426,000	385,049	188,191
Adjustments (see objects schedule for detail).....		-385,049	-188,191
Total estimate or appropriation.....	426,000		

**Surveys and Investigations—**

*Surveys and investigations: For expenses necessary for surveys and investigations, preparation of detailed plans, specifications, and estimates for (1) public domain coal-fire suppression and prevention, (2) range improvements on the public domain outside of grazing districts and on stock driveways, (3) forest land development on the public domain in the United States, and (4) land classification and forest and range surveys and inventories in Alaska, including not to exceed \$26,300 for personal services in the District of Columbia, \$320,000. (5 U. S. C. 485; 16 U. S. C. 594.)*

Estimate 1947, \$320,000

By objects	Obligations		
	Estimate, 1947	Estimate, 1946	Actual, 1945
<b>PERSONAL SERVICES, DEPARTMENTAL</b>			
Clerical, administrative, and fiscal service:			
Grade 7. Range \$2,980 to \$3,640.....	1	\$2,980	
Grade 3. Range \$1,902 to \$2,298.....	2	3,804	
Professional service:			
Grade 5. Range \$5,180 to \$6,020:			
Range technician.....	1	5,180	
Grade 4. Range \$4,300 to \$5,180:			
Economist.....	1	4,300	
Range technician.....	1	4,300	
Grade 3. Range \$3,640 to \$4,300:			
Technician.....	1	3,640	
Subprofessional service:			
Grade 5. Range \$2,100 to \$2,496.....	1	2,100	
Total permanent, departmental.....	8	26,304	
<b>PERSONAL SERVICES, FIELD</b>			
Clerical, administrative, and fiscal service:			
Grade 7. Range \$2,980 to \$3,640.....	1	2,980	
Grade 6. Range \$2,650 to \$3,310.....	1	2,650	
Grade 5. Range \$2,320 to \$2,980.....	2	4,640	
Grade 4. Range \$2,100 to \$2,496.....	1.7	3,675	
Grade 3. Range \$1,902 to \$2,298.....	3	5,706	
Professional service:			
Grade 5. Range \$5,180 to \$6,020:			
Economist.....	1	5,180	
Forester.....	2	10,360	
Range examiner.....	1	5,180	
Grade 4. Range \$4,300 to \$5,180:			
Economist.....	2	8,600	
Mining engineer.....	1	4,300	
Forester.....	0.7	3,225	
Engineer.....	0.7	3,225	

By objects	Obligations		
	Estimate, 1947	Estimate, 1946	Actual, 1945
<b>PERSONAL SERVICES, FIELD—continued</b>			
Professional service—Continued:			
Grade 3. Range \$3,640 to \$4,300:			
Technician.....	3	\$10,920	
Mining engineer.....	2	7,280	
Range technician.....	2	7,280	
Grade 2. Range \$2,980 to \$3,640.....	9	26,820	
Grade 1. Range \$2,320 to \$2,980.....	3.5	8,120	
Subprofessional service:			
Grade 8. Range \$2,980 to \$3,640.....	1	2,980	
Grade 7. Range \$2,650 to \$3,310.....	1	2,650	
Grade 6. Range \$2,320 to \$2,980.....	2	4,640	
Grade 5. Range \$2,100 to \$2,496.....	2	4,200	
Total permanent, field.....	42.6	134,611	
Temporary employment, field.....	3.9	5,800	
Additional pay for foreign service, field.....		15,926	
All personal services, field.....	46.5	155,837	
01 Personal service (net).....	54.5	182,141	
<b>OTHER OBLIGATIONS</b>			
02 Travel.....		62,400	
03 Transportation of things.....		1,850	
04 Communication services.....		2,250	
05 Rents and utility services.....		10,400	
07 Other contractual services.....		11,800	
08 Supplies and materials.....		19,128	
09 Equipment.....		39,031	
Total other obligations.....		137,859	
Total estimate or appropriation.....		320,000	

Total, General Land Office, annual appropriations, general account:

Estimate 1947, \$3,634,700      Appropriated 1946, \$2,587,554.69

Permanent appropriations, special accounts:

**Payment to Counties, Oregon and California Land-Grant Fund—**

Payments to certain counties in Oregon from the Oregon and California land-grant fund (in lieu of current taxes):

Indefinite appropriations of 50 per centum of all moneys deposited in the Treasury to the credit of the Oregon and California land-grant fund for payment to the counties in which the lands revested under the Act of June 9, 1916 (39 Stat. 218), are situated, to be payable on or after June 30, 1938, and each year thereafter to each of said counties in the proportion that the total assessed value of the Oregon and California grant lands in each of said counties for the year 1915 bears to the total assessed value of all of said lands, in the State of Oregon for said year, such moneys to be used as other county funds.

Estimate 1947, \$800,000      Appropriated 1946, \$800,000

By objects	Obligations		
	Estimate, 1947	Estimate, 1946	Actual, 1945
11 Grants, subsidies, and contributions.....	\$800,000	\$800,000	\$856,376
Estimated savings, unobligated balance.....			428,188
Total estimate or appropriation.....	800,000	800,000	1,284,564

**Payments to Coos and Douglas Counties, Oregon, in Lieu of Taxes on Coos Bay Wagon Road Grant Lands—**

Payments to counties, Coos Bay Wagon Road Grant Fund: Indefinite appropriation of not to exceed 75 per centum of the receipts derived in any 1 year from the Coos Bay Wagon Road grant lands in Oregon and deposited in the special fund in the Treasury created by the Act of February 26, 1919 (40 Stat. 1179), for payment annually, in lieu of taxes, to the treasurers of Coos and Douglas Counties according to the ratio that the total assessed valuation of the reconveyed Coos Bay Wagon Road grant lands, belonging to the United States, in each of said counties bears to the total assessed valuation of all said lands in those counties, pursuant to the various provisions of the Act approved May 24, 1939 (53 Stat. 753-754), said moneys to be used by the treasurer of the county for common schools, roads, highways, bridges, and port districts.

Estimate 1947, \$26,000      Appropriated 1946, \$26,000

11 Grants, subsidies, and contributions; Obligations—1947, \$26,000; 1946, \$26,000.

GENERAL LAND OFFICE—Continued

Payments to States From Receipts Under Mineral Leasing Act of February 25, 1920—

Indefinite appropriation of 20 per centum of past production and 37½ per centum of future production of the amounts derived from bonuses, royalties, and rentals under the provisions of the Mineral Leasing Act of February 25, 1920 (30 U. S. C. 191), to be paid by the Secretary of the Treasury after the expiration of each fiscal year to the States within the boundaries of which the leased lands or deposits are or were located, said moneys to be used by the States or subdivisions thereof for the construction and maintenance of public roads or for the support of public schools or other educational institutions as the legislatures of the States may direct.

Estimate 1947, \$4,500,000                      Appropriated 1946, \$4,500,000

11 Grants, subsidies, and contributions: Obligations—1947, \$4,500,000; 1946, \$4,500,000; 1945, \$3,735,439.

Payments to States From Potash Deposits, Royalties, and Rentals, Act of February 7, 1927—

Indefinite appropriation of 37½ per centum of moneys received for bonuses, royalties, and rentals from leases of potash deposits under the Act of February 7, 1927 (30 U. S. C. 285), to be paid to the States in accordance with the provisions of sections 5 and 6 of said Act.

Estimate 1947, \$225,000                      Appropriated 1946, \$225,000

11 Grants, subsidies, and contributions: Obligations—1947, \$225,000; 1946, \$225,000; 1945, \$245,486.

Excess Payments, Coos Bay Wagon Road Grant Lands—

Indefinite appropriation for refunds of excess payments for timber and other receipts derived from the Coos Bay Wagon Road grant lands in Oregon and deposited in the special fund in the Treasury created by the Act of February 26, 1919 (40 Stat. 1179), as amended. (53 Stat. 753-754; Comp. Gen. decision (A-91687, B-6728) Dec. 16, 1940.)

Estimate 1947, \$1,000                      Appropriated 1946, \$1,000

13 Refunds, awards, and indemnities: Obligations—1947, \$1,000; 1946, \$1,000.

Excess Payments, Oregon and California Grant Lands—

Indefinite appropriation for refunds of excess payments for timber and other receipts derived from the Oregon and California grant lands and deposited in the special fund in the Treasury created by the Act of June 9, 1916 (39 Stat. 218), as amended. (44 Stat. 915; 50 Stat. 874; Comp. Gen. decision (A-91687, B-6728) Dec. 16, 1940.)

Estimate 1947, \$25,000                      Appropriated 1946, \$25,000

By objects	Obligations		
	Estimate, 1947	Estimate, 1946	Actual, 1945
13 Refunds, awards, and indemnities.....	\$25,000	\$41,803	\$4,441
Prior year funds available in 1945.....			-1,244
1945 funds available in 1946.....		-16,803	+16,803
Total estimate or appropriation.....	25,000	25,000	20,000

Total, General Land Office, special accounts:

Estimate 1947, \$5,577,000                      Appropriated 1946, \$5,577,000

Total, General Land Office, general and special accounts:

Estimate 1947, \$9,211,700                      Appropriated 1946, \$8,164,554.69

Trust accounts:

Expenses, Public Survey Work—

Indefinite appropriations of the amount deposited by individuals to pay the cost and expenses incident to the survey of lands, any excess of the sums so deposited, over and above the actual cost of surveys, comprising all expenses incident thereto, for which they were severally deposited, to be repaid to the depositors, respectively. (31 U. S. C. 711; 43 U. S. C. 759, 761, 887; Comp. Gen. decision Aug. 31, 1931; 48 Stat. 1224-1236.)

Estimate 1947, \$10,000                      Appropriated 1946, \$10,000

By objects	Obligations		
	Estimate, 1947	Estimate, 1946	Actual, 1945
07 Other contractual services.....	\$8,000	\$8,000	\$4,056
08 Supplies and materials.....			167
13 Refunds, awards, and indemnities.....	2,000	2,000	1,457
Grand total obligations.....	10,000	10,000	5,680
Prior year funds available in 1945.....			-337,300
1945 funds available in 1946.....		-338,392	+338,392
1946 funds available in 1947.....	-338,392	+338,392	
1947 funds available in 1948.....	+338,392		
Total estimate or appropriation.....	10,000	10,000	6,772

Trustee Funds, Alaska Townsites—

Indefinite appropriation of townsite funds covered into the Treasury of the United States and appropriated for expenditure. (31 U. S. C. 725s; 48 Stat. 1233.)

Estimate 1947, \$2,000                      Appropriated 1946, \$2,000

By objects	Obligations		
	Estimate, 1947	Estimate, 1946	Actual, 1945
07 Other contractual services.....	\$1,600	\$1,600	\$73
10 Lands and structures.....			97
13 Refunds, awards, and indemnities.....	400	400	
Grand total obligations.....	2,000	2,000	170
Prior year funds available in 1945.....			-4,176
1945 funds available in 1946.....		-4,754	+4,754
1946 funds available in 1947.....	-4,754	+4,754	
1947 funds available in 1948.....	+4,754		
Total estimate or appropriation.....	2,000	2,000	748

Unearned Proceeds, Lands, Etc., General Land Office—

Indefinite appropriation of moneys received as unearned moneys, lands, covered into the Treasury and appropriated for expenditure. (31 U. S. C. 725r.)

Estimate 1947, \$100,000                      Appropriated 1946, \$100,000

By objects	Obligations		
	Estimate, 1947	Estimate, 1946	Actual, 1945
13 Refunds, awards, and indemnities.....	\$100,000	\$234,558	\$228,699
Prior year funds available in 1945.....			-42,644
1945 funds available in 1946.....		-134,558	+134,558
Total estimate or appropriation.....	100,000	100,000	320,613

Total, General Land Office, trust accounts:

Estimate 1947, \$112,000                      Appropriated 1946, \$112,000

Statement of proposed expenditures for purchase, maintenance, repair, and operation of passenger-carrying vehicles for the fiscal year ending June 30, 1947

GENERAL LAND OFFICE

Appropriation	Vehicles (motor unless otherwise indicated) to be purchased		Old vehicles to be exchanged		Net cost of vehicles to be purchased	Old vehicles still to be used	Total maintenance, repair, and operation, all vehicles	Public purpose and users
	Number	Gross cost	Number	Allowance (estimated)				
Surveying the public lands.....	3	\$3,000	3	\$900	\$2,100	4	\$2,000	Supervisory inspection of field work by district cadastral engineers.
Salaries and expenses, branch of field examination, General Land Office.	25	25,000	25	7,500	17,500	26	45,000	Field investigations and examinations by field examiners.

Statement of proposed expenditures for purchase, maintenance, repair, and operation of passenger-carrying vehicles for the fiscal year ending June 30, 1947—Continued

GENERAL LAND OFFICE—Continued

Appropriation	Vehicles (motor unless otherwise indicated) to be purchased		Old vehicles to be exchanged		Net cost of vehicles to be purchased	Old vehicles to be used	Total maintenance, repair, and operation, all vehicles	Public purpose and users
	Number	Gross cost	Number	Allowance (estimated)				
Revested Oregon and California Railroad and reconveyed Coos Bay Wagon Road grant lands, Oregon (reimbursable).	2	\$2,000	1	\$300	\$1,700	4	\$2,325	General administration of the grant lands by officers and employees.
Range improvements outside of grazing districts (receipt limitation).						(1)	1,000	Supervisory inspection, improvement projects, by officers and employees.
Protection and management of the timber resources of the public domain.	1	1,000			1,000	1	600	Protection and management by officers and employees.
<b>Total</b>	<b>31</b>	<b>31,000</b>	<b>29</b>	<b>8,700</b>	<b>22,300</b>	<b>45</b>	<b>50,925</b>	

<sup>1</sup> Proportional cost of 5 vehicles operated under soil and moisture conservation operations.

**BUREAU OF INDIAN AFFAIRS**

**[SALARIES AND GENERAL EXPENSES]**

**Salaries, Bureau of Indian Affairs—**

For departmental personal services, including such services in the District of Columbia, \$891,760. (25 U. S. C. 1, 61; Act of July 3, 1945, Public Law 123.)

Appropriated 1946, **\$691,760**

NOTE.—The appropriation under the above title has been transferred to and estimated for under "Salaries and expenses, Bureau of Indian Affairs." For comparative purposes the amounts appropriated for 1945 and 1946 are shown in the schedule as transfers.

By objects	Obligations		
	Estimate, 1947	Estimate, 1946	Actual, 1945
Transferred to "Salaries and expenses, Bureau of Indian Affairs"		+\$807,000	+\$794,411
Excess of obligations over appropriation due to Public Law 106		-115,240	
Estimated savings, unobligated balance			3,764
<b>Total estimate or appropriation</b>		<b>691,760</b>	<b>798,175</b>

**General Expenses, Indian Service—**

For travel expenses of departmental employees of the Bureau of Indian Affairs; radio, telegraph, and telephonic toll messages on business pertaining to the Indian Service sent and received by the Bureau of Indian Affairs at Washington, District of Columbia, and Chicago, Illinois; rental of office equipment and the purchase of necessary supplies therefor; printing and binding, including the purchase of reprints of scientific and technical articles published in periodicals and journals; and other necessary expenses of the Indian Service for which no other appropriation is available, \$80,900. (25 U. S. C. 13; Act of July 3, 1945, Public Law 123.)

Appropriated 1946, **\$80,900**

NOTE.—The appropriation under the above title has been transferred to and estimated for under "Salaries and expenses, Bureau of Indian Affairs." For comparative purposes the amounts appropriated for 1945 and 1946 are shown in the schedule as transfers.

By objects	Obligations		
	Estimate, 1947	Estimate, 1946	Actual, 1945
Transferred to "Salaries and expenses, Bureau of Indian Affairs"		+\$80,900	+\$84,445
Received by transfer from "Printing and binding, Department of the Interior"			-27,049
Net total obligations		80,900	37,396
Covered into Treasury as miscellaneous receipts, Public Law 369			+4,951
Estimated savings, unobligated balance			1,753
<b>Total estimate or appropriation</b>		<b>80,900</b>	<b>44,100</b>

**Salaries and Expenses, Bureau of Indian Affairs—**

Salaries and expenses, Bureau of Indian Affairs: For expenses necessary for the general administration of the Bureau of Indian Affairs, including departmental personal services in the District of Columbia and elsewhere; rental of office equipment and the purchase of necessary supplies therefor; purchase of office furniture and equipment in addition to that which may be purchased from the appropriation

for contingent expenses of the Department; printing and binding, including the purchase of reprints of scientific and technical articles published in periodicals and journals; \$1,128,675. (25 U. S. C. 13.)

Estimate 1947, **\$1,128,675**

• Transferred from appropriations as follows	
"Salaries, Bureau of Indian Affairs"	\$811,993
"General expenses, Indian Service"	80,900
"Maintaining law and order on Indian reservations"	9,744
"Administration of Indian forests"	5,720
"Agriculture and stock raising among Indians"	14,830
"Revolving fund for loans to Indians and Indian corporations"	38,342
"Irrigation, Indian reservations (reimbursable)"	9,680
"Construction, etc., irrigation systems, Indian reservations"	16,756
"Indian schools, support"	71,560
"Conservation of health among Indians"	27,060
"Administration of Indian property"	5,470
"Support and rehabilitation of needy Indians"	18,570
"Roads, Indian reservations"	18,050

For comparative purposes the amounts appropriated for 1945 and 1946 are shown in the schedule as transfers.

By objects	Obligations					
	Estimate, 1947		Estimate, 1946		Actual, 1945	
	Man-years	Total salary	Man-years	Total salary	Man-years	Total salary
<b>PERSONAL SERVICES, DEPARTMENTAL</b>						
Clerical, administrative, and fiscal service						
Grade 15. Range \$8,750 to \$9,800:						
Commissioner	1	\$8,750	1	\$8,750	1	\$8,706
Grade 14. Range \$7,175 to \$8,225:						
Assistant commissioner	2	15,400	2	15,400	1 9	13,260
Chief, administrative branch	1	7,438	1	7,438	1	6,500
Chief, resources branch	1	7,438	1	7,438	1	6,500
Grade 13. Range \$6,230 to \$7,070:						
Field representative					0.6	3,838
Associate chief, administrative branch	1	6,440	1	6,440	0.7	4,004
Assistant chief, resources branch	1	6,440	1	6,440	1	5,600
Director, division of Inter-American cooperation					0.5	2,800
Grade 12. Range \$5,180 to \$6,020:						
Field representative	1	5,390	1	5,281	0.9	4,165
Director of welfare	1	5,600	1	5,600	1	4,900
Chief, budget and operations division	1	5,180	1	5,180	1	5,100
Chief fiscal officer	1	5,390	1	5,390	1	4,600
Administrative analyst	1	5,390	1	5,390	1	4,600
Supervisor of livestock	1	6,020	1	6,020	1	5,400
Supervisor of home extension work	1	5,810	1	5,754	1	5,000
Grade 11. Range \$4,300 to \$5,180:						
Assistant director of lands	1	5,180	1	5,121	1	4,400
Accountant	2	8,600	2	8,600	1.8	6,965
Assistant to the Secretary					0.1	319
Administrative officer					0.1	359
Chief, personnel actions and records	1	4,300	1	4,300	0.1	179
Classification officer	1	4,300	1	4,300	0.1	183
Employee relations and training officer	1	4,300	1	4,300	0.1	154
Information specialist	1	4,300	1	4,300	0.2	643
Supervisor of rehabilitation					1	4,000
Chief special officer	1	5,180	1	5,121	1	4,400
Consultant in hospital administration	1	4,520	1	4,495	1	3,800
Assistant director of roads			0.1	376	1	3,800
Grade 10. Range \$3,970 to \$4,630:						
Assistant to director of lands	1	4,410	1	4,380	1	3,775
Administrative officer	1	4,190	1	4,106	1	3,525
Accountant and auditor	1	3,970	1	3,970	0.9	3,033
Grade 9. Range \$3,640 to \$4,300:						
Administrative assistant	1	3,640	1	3,640	1.3	4,575
Assistant to director of education	1	3,640	1	3,640	0.9	3,116
Assistant budget officer	1	3,750	1	3,678	0.7	2,410
Guidance officer	1	3,750	1	3,750	1	3,200
Chief of section	2	7,500	2	7,500	2.9	9,300
Accountant	1	3,750	1	3,704	0.6	1,761
Information specialist					0.8	2,667
Assistant personnel officer					0.9	3,137
Grade 8. Range \$3,310 to \$3,970:	4	13,790	3	11,068	2.9	8,659
Grade 7. Range \$2,980 to \$3,640:	18	57,050	17	53,530	18.5	49,647
Grade 6. Range \$2,650 to \$3,310:	14	39,740	13.4	37,100	14.4	34,223
Grade 5. Range \$2,320 to \$2,980:	28	70,570	27.5	64,960	26.3	54,915

BUREAU OF INDIAN AFFAIRS—Continued

Salaries and Expenses, Bureau of Indian Affairs—Continued

By objects	Obligations					
	Estimate, 1947		Estimate, 1946		Actual, 1945	
	Man-years	Total salary	Man-years	Total salary	Man-years	Total salary
<b>PERSONAL SERVICES, DEPARTMENTAL—CON.</b>						
Clerical, administrative, and fiscal service—Continued						
Grade 4. Range \$2,100 to \$2,496	58	\$128,466	57.2	\$121,734	52.3	\$96,704
Grade 3. Range \$1,902 to \$2,298	72	143,543	71.5	137,134	68	112,390
Grade 2. Range \$1,704 to \$2,100	33	58,784	32.2	53,550	29.9	43,078
Professional service:						
Grade 7. Range \$7,175 to \$8,225:						
Director of education	1	8,225	1	8,225	1	7,500
Chief engineer	1	7,438	1	7,438	1	6,500
Grade 6. Range \$6,230 to \$7,070:						
Director of extension and industry	1	7,070	1	7,070	1	6,400
Chief attorney	1	6,440	1	6,408	1.4	10,777
Director of construction	1	6,650	1	6,650	1	5,900
Director of forestry	1	6,650	1	6,650	1	5,800
Director of irrigation	1	6,650	1	6,650	1	5,850
Associate director of education	2	12,880	2	12,880	2	11,200
Associate director of health	1	6,440	1	6,440	1	5,600
Director of roads	1	6,650	1	6,594	1	5,800
Grade 5. Range \$5,180 to \$6,020:						
Assistant chief counsel	2	11,830	2	11,661	2	10,200
Forester	1	6,020	1	5,907	1	5,200
Associate director of extension and industry	1	5,390	1	5,390	0.9	4,114
Chief probate attorney	1	5,810	1	5,754	1	5,000
Director of nursing	1	5,390	1	5,318	1	4,600
Assistant director of construction	1	5,390	1	5,390	1	4,600
Range examiner	1	5,390	1	5,390	1	4,700
Director of credit	1	5,390	1	5,261	0.9	4,319
Supervisor of credit	1	5,180	1	5,180	0.9	3,817
Assistant director of irrigation	1	5,180	1	5,180		
Supervisor of health education	1	5,810	1	5,640	0.7	3,500
Supervisor of Indian education	2	10,360	2	10,360	2.4	11,040
Assistant director of roads	1	5,180	0.9	4,782		
Grade 4. Range \$4,300 to \$5,180:						
Forester	2	9,260	2	9,260	2	7,800
Employment officer	1	4,740	1	4,571	1	3,950
Architect	2	9,260	2	9,260	2	7,900
Engineer	1	4,520	1	4,520	1	3,800
Chief of section	1	4,520	1	4,461	1	3,800
Attorney	1	4,520	1	4,520	1	3,800
Legal advisor	1	4,300	1	4,300	0.1	167
Statistician	1	4,300	0.7	3,010		
Assistant director of credit	1	4,520	1	4,520	1	3,900
Supervisor of welfare	1	4,300	1	4,300		
Supervisor of Indian education	3	13,780	2.6	11,776	2	8,000
Supervisor of industrial training	1	4,960	1	4,850	1	4,200
Public health nursing consultant	1	4,520	1	4,427	0.6	2,280
Consultant in hospital nursing	1	4,520	1	4,427		
Grade 3. Range \$3,640 to \$4,300:						
Irrigation examiner					0.9	3,425
Architect			2	7,911	1	3,429
Engineer	2	8,160	2	8,131	2.7	9,851
Attorney	1	3,860	1	3,776	1	3,225
Chief of section	2	7,830	2	7,687	2	6,575
Associate economist	1	4,300	1	4,300	1	3,775
Associate supervisor of welfare	1	3,860	1	3,860	1	3,300
Supervisor of Indian education	2	7,830	2	7,830	2	6,800
Supervisor of home economics	1	3,860	1	3,860	1	3,400
Consultant in nursing	1	3,750	1	3,695		
Consultant in trachoma nursing	1	3,750	1	3,750	1	3,200
Grade 2. Range \$2,980 to \$3,640:						
Grade 1. Range \$2,320 to \$2,980:						
Subprofessional service:						
Grade 8. Range \$2,980 to \$3,640:						
Grade 7. Range \$2,650 to \$3,310:						
Grade 6. Range \$2,320 to \$2,980:						
Crafts, protective, and custodial service:						
Grade 3. Range \$1,572 to \$1,920:						
Total permanent, departmental	327	998,682	323	969,928	308	2,808,463
Overtime pay, departmental				14,531		145,893
Additional compensation, departmental				942		
01 Personal services (net)	327	998,682	323	985,701	308	2,954,356
<b>OTHER OBLIGATIONS</b>						
02 Travel		56,575		56,575		47,499
03 Transportation of things		5,012		5,012		4,553
04 Communication services		3,685		3,685		1,598
05 Rents and utility services		20,319		20,319		11,983
06 Printing and binding		34,125		34,125		27,320
07 Other contractual services		3,345		3,349		3,901
08 Supplies and materials		5,226		5,226		1,911
09 Equipment		1,706		1,706		339
13 Refunds, awards, and indemnities						120
Total other obligations		129,993		129,997		99,224
Grand total obligations		1,128,675		1,115,698		1,053,580
Received by transfer from—						
"Salaries, Bureau of Indian Affairs"				-807,000		-794,411
"General expenses, Indian Service"				-80,900		-64,445
"Maintaining law and order on Indian reservations"				-9,747		-10,084
"Conservation of health among Indians"				-26,336		-14,809

By objects	Obligations		
	Estimate, 1947	Estimate, 1946	Actual, 1945
Received by transfer from—Continued			
"Administration of Indian forests"		-35,780	-34,756
"Agriculture and stock raising among Indians"		-14,879	-13,955
"Revolving fund for loans to Indians and Indian corporations"		-34,562	-33,159
"Irrigation, Indian reservations (reimbursable)"		-11,906	-5,100
"Construction, etc., irrigation systems, Indian reservations"		-15,240	-8,789
"Indian schools, support"		-71,290	-61,686
"Administration of Indian property"		-5,533	-3,970
"Support and rehabilitation of needy Indians"		-16,383	-24,116
"Roads, Indian reservations"		-16,142	-14,000
Total estimate or appropriation	\$1,128,675		
<b>BY PROJECTS OR FUNCTIONS</b>			
1. Office of the Commissioner	\$51,700	\$51,599	\$41,568
2. Administrative branch	415,261	407,621	326,641
3. Community services branch	224,700	217,384	180,339
4. Resources branch	226,670	217,902	196,191
5. Engineering branch	99,762	96,000	78,583
6. Law and probate division	37,164	36,939	32,640
7. General office expense	73,418	73,422	51,725
8. Overtime pay		14,831	145,893
Grand total obligations	1,128,675	1,115,698	1,053,580
Adjustments (see objects schedule for detail)		-1,115,698	-1,053,580
Total estimate or appropriation	1,128,675		

Salaries and Expenses, District Offices—

Salaries and expenses, district offices: For necessary expenses of district offices for the administration and supervision of Indian Service activities, including printing and binding, \$985,000. (25 U. S. C. 13.)

Estimate 1947. \* \$985,000

\* Transferred from appropriations as follows:

"Maintaining law and order on Indian reservations"	\$34,159
"Administration of Indian forests"	83,600
"Agriculture and stock raising among Indians"	24,205
"Revolving fund for loans to Indians and Indian corporations"	44,604
"Irrigation, Indian reservations (reimbursable)"	80,140
"Construction, etc., irrigation systems, Indian reservations (reimbursable)"	63,612
"Indian schools, support"	107,064
"Indian schools, Five Civilized Tribes"	8,700
"Conservation of health among Indians"	100,921
"Administration of Indian property"	364,504
"Roads, Indian reservations"	73,491

For comparative purposes the amounts appropriated for 1945 and 1946 are shown in the schedule as transfers.

By objects	Obligations					
	Estimate, 1947		Estimate, 1946		Actual, 1945	
	Man-years	Total salary	Man-years	Total salary	Man-years	Total salary
<b>PERSONAL SERVICES, FIELD</b>						
Clerical, administrative, and fiscal service:						
Grade 14. Range \$7,175 to \$8,225:						
District manager	4	\$28,962				
Grade 13. Range \$6,230 to \$7,070:						
District manager	1	6,230				
Assistant district manager	4	24,920				
Coordinator			0.9	\$6,303	1	\$6,000
Field representative			1	6,230	0.4	2,450
Grade 12. Range \$5,180 to \$6,020:						
Administrative officer	5	25,900				
Field representative					0.6	2,917
Grade 11. Range \$4,300 to \$5,180:						
Administrative assistant	5	21,500				
Land field agent			4	18,042	4	16,800
Credit agent			1	4,520	1	3,800
Grade 10. Range \$3,970 to \$4,630:						
Logging engineer			1	4,290	1	3,875
Grade 9. Range \$3,640 to \$4,300:						
Administrative assistant	6	21,840				
Accountant and auditor	21	79,410	12.2	45,873	11.2	37,381
Special officer	5	18,200				
Supervisor plant operators			1.5	5,968	0.4	800
Fire supervisor			0.5	1,840		
Grade 8. Range \$3,310 to \$3,970:						
Grade 7. Range \$2,980 to \$3,640:						
Grade 6. Range \$2,650 to \$3,310:						
Grade 5. Range \$2,320 to \$2,980:						
Grade 4. Range \$2,100 to \$2,496:						
Grade 3. Range \$1,902 to \$2,298:						
Grade 2. Range \$1,704 to \$2,100:						
Grade 1. Range \$1,506 to \$1,902:						
Professional service:						
Grade 6. Range \$6,230 to \$7,070:						
District supervisor	5	31,150				
District counsel	2	13,300	2	13,300	2	11,600
Agricultural economist	1	6,650	1	6,650	1	5,950
District supervising engineer	5	31,360	2	12,880	1.5	8,625
Assistant director, irrigation	1	6,440	1	6,440	1	5,600



By objects	Obligations					
	Estimate, 1947		Estimate, 1946		Actual, 1945	
	Man-years	Total salary	Man-years	Total salary	Man-years	Total salary
<b>PERSONAL SERVICES, FIELD—continued</b>						
Professional service—Continued						
Grade 5. Range \$5,180 to \$6,020:						
District counsel.....	2	\$10,990				
District supervisor of education.....	5	29,050				
District medical officer.....	1	6,020				
District forester.....	4	23,030				
District agriculturist.....	5	28,000				
District irrigation engineer.....	3	16,800				
Attorney, special legal representative.....			1	\$5,733	1	\$5,000
District construction engineer.....	4	21,350				
District land supervisor.....	1	3,180				
Supervising construction engineer.....			1	5,758	1	5,000
Regional forester.....	4	22,965	4	19,800		
District supervisor of credit.....	3	16,517	2	8,13,594		
Supervisor of extension work.....	3	15,817	3	14,179		
District road engineer.....	5	27,100	4	21,850	3.0	18,744
Medical director.....			1	6,020	1	5,400
Special physician.....			0.5	2,590		
Superintendent of Indian schools.....			0.5	3,010	1	5,400
Superintendent of Indian education.....			7	37,000	6.8	33,733
Senior engineer.....			2	10,900	2	9,850
Electrical engineer.....			1	5,300	1	4,950
Engineer.....			1	5,300	1	4,950
Grade 4. Range \$4,300 to \$5,180:						
Special attorney, Pueblos.....			1	4,300	0.1	3.0
District land supervisor.....	4	17,200				
Construction engineer.....			2	8,700	2	7,737
Supervisor of communications.....	3	12,900				
Forester.....			3	13,534	3	12,400
Supervisor of plants and utilities.....	4	17,200				
Regional forester.....			1	4,520	1	4,000
Range examiner.....			1	4,300	1	3,800
District road engineer.....			3	13,500	3.1	11,706
District highway engineer.....			1	4,900	1	4,200
Physician, research.....			0.5	2,236	0.9	3,612
Special physician.....			0.5	2,150	0.4	1,440
Supervisor of Indian education.....					0.5	2,027
Editorial writer.....					1	3,800
Engineer.....			2	9,040	2	8,075
Hydraulic engineer.....			1	4,905	1	4,200
Grade 3. Range \$3,640 to \$4,300:						
Supervisor of plants and utilities.....	1	3,640				
Telephone engineer.....			1	4,053	1	3,475
Construction engineer.....	4.2	16,020	3.7	12,342		
Sanitary engineer.....	1	4,053	1	3,475		
Mechanical engineer.....	1	4,025	1	3,350		
Electrical engineer.....	1	3,720	0.8	2,507		
Radio engineer.....	1	3,652	0.1	462		
Examiner of inheritance.....	8	30,550	8	30,230	7.2	23,350
Special attorney.....					0.9	2,888
Range examiner.....			1	3,040	1	3,375
Range supervisor.....			1	3,640	0.4	1,400
Field consultant, hospital.....			2	7,500	2	6,400
District consultant, nursing.....			2	7,435	1.0	6,150
Consultant.....			0.5	1,820	0.1	313
Research physician.....			0.5	1,820	0.1	27
Supervisor of Indian education.....			4	15,900	4	13,625
Supervisor of elementary education.....	4	16,210	1	4,050	1	3,475
Supervisor of home economics.....	3	10,920	1	4,050	1	3,475
District highway engineer.....			2	7,855	1	3,325
Road engineer.....			1	3,970	1	3,450
Associate engineer.....			2	7,912	1	3,475
Assistant district counsel.....			1	3,998		
Supervisor of nursing.....	8	29,120				
Grade 2. Range \$2,980 to \$3,640:			11	35,000	11	30,152
Grade 1. Range \$2,320 to \$2,980:			1	2,320		
Subprofessional service:						
Grade 8. Range \$2,980 to \$3,640.....	5	14,900	3	9,417	2	5,237
Grade 7. Range \$2,650 to \$3,310.....			2	5,300	0.6	1,575
Grade 6. Range \$2,320 to \$2,980.....			4	9,910	3.1	6,581
Grade 5. Range \$2,100 to \$2,496.....			5	10,500	2.7	4,714
Grade 4. Range \$1,902 to \$2,298.....			1	2,034	1.6	2,666
Crafts, protective, and custodial service:						
Grade 10. Range \$2,980 to \$3,640.....					0.5	1,127
Grade 7. Range \$2,364 to \$2,570.....			0.5	1,163		
Grade 6. Range \$2,166 to \$2,562.....			1	2,298	1	1,920
Total permanent, field.....	186	743,334	244.3	830,920	217.6	655,128
Overtime pay, field.....				14,101		99,394
01 Personal services (net).....	185	743,334	244.3	845,021	217.6	754,522
<b>OTHER OBLIGATIONS</b>						
02 Travel.....		129,000		166,580		157,458
03 Transportation of things.....		7,500		6,750		4,957
04 Communication services.....		6,300		4,146		3,645
05 Rents and utility services.....		31,000		29,565		27,822
06 Printing and binding.....		5,400				
07 Other contractual services.....		16,000		19,800		19,851
08 Supplies and materials.....		36,466		33,818		31,605
09 Equipment.....		10,000		11,600		9,020
Total other obligations.....		241,666		272,259		254,358
Grand total obligations.....		985,000		1,117,280		1,008,880
Received by transfer from—						
"Maintaining law and order on Indian reservations".....				-34,616		-31,925
"Conservation of health among Indians".....				-133,693		-99,002
"Administration of Indian forests".....				-101,702		-86,951
"Agriculture and stock raising among Indians".....				-24,477		-22,592
"Revolving fund for loans to Indians and Indian corporations".....				-68,656		-71,081

By objects	Obligations		
	Estimate, 1947	Estimate, 1946	Actual, 1945
Received by transfer from—Continued			
"Irrigation, Indian reservations (reimbursable)".....			
"Construction, etc., irrigation systems, Indian reservations (reimbursable)".....			
"Indian schools, support".....			
"Indian schools, Five Civilized Tribes".....			
"Administration of Indian property".....			
"Roads, Indian reservations".....			
Total estimate or appropriation.....	\$985,000		

**Salaries and Expenses, Reservation Administration—**

Salaries and expenses, reservation administration: For necessary expenses of reservation administration, including the maintenance of law and order among Indians, and pay of employees authorized by continuing or permanent treaty provisions, \$3,274,600. (25 U. S. C. 13.)

Estimate 1947, \$3,274,600

* Transferred from appropriations as follows:		
"Maintaining law and order on Indian reservations".....	\$200,508	
"Agriculture and stock raising among Indians".....	4,200	
"Revolving fund for loans to Indians and Indian corporations".....	5,427	
"Administration of Indian property".....	2,947,979	
"Support and rehabilitation of needy Indians".....	17,486	

For comparative purposes the amounts appropriated for 1945 and 1946 are shown in the schedule as transfers.

By objects	Obligations				
	Estimate, 1947		Estimate, 1946		Actual, 1945
	Man-years	Total salary	Man-years	Total salary	Man-years Total salary
<b>PERSONAL SERVICES, FIELD</b>					
Clerical, administrative, and fiscal service:					
Grade 15. Range \$8,750 to \$9,800:					
Field representative of the Secretary.....					0.4 \$3,600
Grade 14. Range \$7,175 to \$8,225:					
Superintendent.....	3	\$22,576	3	\$22,464	3 20,477
Grade 13. Range \$6,230 to \$7,070:					
Superintendent.....	2	13,300	2	13,300	2 11,700
Assistant superintendent.....	1	6,230	1	6,230	0.3 1,805
Grade 12. Range \$5,180 to \$6,020:					
Superintendent.....	20	112,000	10.7	110,460	18.3 90,180
Administrative officer.....	1	5,390	1	5,366	1 4,600
Principal clerk.....	1	5,810	1	5,754	1 5,000
Director resources branch.....					0.7 3,387
Grade 11. Range \$4,300 to \$5,180:					
Superintendent.....	21	98,880	21.5	100,935	22.1 90,305
Administrative officer.....	1	4,520	1	4,520	1 3,800
Field supervisor.....	1	4,960	1	4,901	1 4,200
Assistant to the superintendent.....	2	9,920	2	9,802	2 8,400
Grade 10. Range \$3,970 to \$4,630:					
Superintendent.....	14	60,860	14	60,516	13.6 50,917
Chief clerk.....	1	4,080	1	4,000	1 3,270
Grade 9. Range \$3,640 to \$4,300:					
Chief clerk.....	2	7,610	2	7,469	1.3 4,136
Section chief.....	1	3,750	1	3,750	1 3,200
Tax accountant.....	1	3,750	1	3,738	1 3,106
Personnel officer.....	1	3,640	0.9	3,151	
Assistant to the superintendent.....	1	3,750	1	3,750	1 3,200
Grade 8. Range \$3,310 to \$3,970:					
Superintendent.....	20	69,820	19.6	67,624	18.2 53,953
Grade 7. Range \$2,980 to \$3,640:					
Superintendent.....	46	147,600	45.5	144,875	39.9 107,818
Grade 6. Range \$2,650 to \$3,310:					
Superintendent.....	56	164,962	55.9	157,689	57.1 142,641
Grade 5. Range \$2,320 to \$2,980:					
Superintendent.....	75	196,600	74.7	184,054	72.4 153,716
Grade 4. Range \$2,100 to \$2,496:					
Superintendent.....	164	371,754	163.1	356,761	160.4 299,470
Grade 3. Range \$1,902 to \$2,298:					
Superintendent.....	181.7	367,060	179.1	352,419	174.7 298,027
Grade 2. Range \$1,704 to \$2,100:					
Superintendent.....	158	287,688	152.1	235,080	149.0 194,005
Grade 1. Range \$1,506 to \$1,902:					
Superintendent.....	9	13,302	9	13,063	6.7 9,142
Professional service:					
Grade 5. Range \$5,180 to \$6,020:					
Special attorney for Osage Indians.....	1	5,180	0.9	4,455	1 4,800
Supervising attorney.....	1	5,390	1	5,390	1 4,650
Grade 3. Range \$3,640 to \$4,300:					
Probate attorney.....	6	22,720	6	22,548	6 19,360
Subprofessional service:					
Grade 7. Range \$2,650 to \$3,310.....	2	5,520	2	5,490	1.9 4,442
Grade 6. Range \$2,320 to \$2,980.....	1	2,760	0.8	2,235	0.9 2,069
Grade 3. Range \$1,704 to \$2,100.....	1	1,770	1	1,770	1 1,440
Crafts, protective, and custodial service:					
Grade 10. Range \$2,980 to \$3,640.....	1	3,640	1	3,640	1 3,100
Grade 9. Range \$2,650 to \$3,310.....	4	11,920	4	11,856	3.9 9,657
Grade 8. Range \$2,320 to \$2,980.....	10.5	28,320	10.3	27,870	9.8 22,014
Grade 7. Range \$2,364 to \$2,570.....	23	56,418	23	56,177	18.8 39,030
Grade 6. Range \$2,166 to \$2,562.....	34.5	77,928	34	77,072	33.4 63,294
Grade 5. Range \$1,908 to \$2,364.....	31	63,450	23.9	48,588	21.9 38,228
Grade 4. Range \$1,770 to \$2,166.....	22.5	40,080	8.5	15,723	7.4 11,305
Grade 3. Range \$1,572 to \$1,902.....	126	205,137	55.5	93,607	56.9 78,414
Grade 2. Range \$1,410 to \$1,770.....	27	40,332	14.9	22,592	12.6 15,595



BUREAU OF INDIAN AFFAIRS—Continued

Salaries and Expenses, Reservation Administration—Continued

By objects	Obligations		
	Estimate, 1947	Estimate, 1946	Actual, 1945
<b>PERSONAL SERVICES, FIELD—continued</b>	Man- Total years salary	Man- Total years salary	Man- Total years salary
Unclassified	215 \$178,170	309 \$225,691	264 \$193,778
Total permanent, field	1,290.2 2,739,217	1,249.1 2,506,375	1,175.7 2,085,231
Temporary employment, field	20 28,000	20 28,000	20 28,050
W. A. E. employment, field	62.5 61,100	63 61,980	90.8 89,993
Overtime pay, field		120,973	477,919
Additional compensation, field		3,868	
Night-work differential, field	2,082	1,724	
All personal services, field	1,372.7 2,830,399	1,332.1 2,722,920	1,286.5 2,681,193
Deduct quarters and subsistence furnished	161,292	161,292	154,373
01 Personal services (net)	1,372.7 2,669,107	1,332.1 2,561,628	1,286.5 2,526,820
<b>OTHER OBLIGATIONS</b>			
02 Travel	57,658	57,658	59,477
03 Transportation of things	13,420	13,488	11,697
04 Communication services	19,100	19,100	15,908
05 Rents and utility services	61,700	61,700	59,311
07 Other contractual services	91,960	94,069	93,537
08 Supplies and materials	259,455	260,357	267,955
09 Equipment	102,200	71,600	87,921
Total other obligations	605,493	577,972	595,806
Grand total obligations	3,274,600	3,139,600	3,122,626
Received by transfer from—			
“Maintaining law and order on Indian reservations”		-245,827	-271,486
“Agriculture and stock raising among Indians”		-4,202	-4,179
“Revolving fund for loans to Indians and Indian corporations”		-4,686	-5,457
“Administration of Indian property”		-2,869,192	-2,826,784
“Support and rehabilitation of needy Indians”		-15,693	-14,720
Total estimate or appropriation	3,274,600		

Alaska Native Service—

Alaska native service: For expenses necessary to provide for the support, rehabilitation, education, conservation of health, development of resources, and relief of destitution of the natives of Alaska; the repair, rental, and equipment of school, hospital, and other buildings; the purchase or erection of range cabins; the hire, repair, equipment, maintenance, and operation of vessels; and for the administration of the Alaska native service; \$3,264,400, to be immediately available, and to remain available until June 30, 1948. (25 U. S. C. 13.)

Estimate 1947, \* \$3,264,400

* Transferred from appropriations as follows:	
“Revolving fund for loans to Indians and Indian corporations”	\$19,670
“Education of natives of Alaska”	1,957,194
“Medical relief of natives of Alaska”	1,199,074
“Reindeer service, Alaska”	88,462
For comparative purposes the amounts appropriated for 1945 and 1946 are shown in the schedule as transfers.	

By objects	Obligations		
	Estimate, 1947	Estimate, 1946	Actual, 1945
<b>PERSONAL SERVICES, FIELD</b>	Man- Total years salary	Man- Total years salary	Man- Total years salary
Clerical, administrative, and fiscal service:			
Grade 14. Range \$7,175 to \$8,225:			
General superintendent	1 \$7,437	1 \$7,370	1 \$6,500
Grade 12. Range \$5,180 to \$6,020:			
Assistant superintendent	1 5,180	1 5,180	0.5 2,300
Director of native resources	1 5,180	1 5,180	
Grade 11. Range \$4,300 to \$5,180:			
Administrative assistant to general superintendent			0.5 2,000
Assistant director of native resources	1 4,960		
General reindeer supervisor		1 4,905	1 4,050
Credit agent	1 4,520	1 4,520	1 4,000
Grade 9. Range \$3,640 to \$4,300:			
Chief clerk	1 3,640	1 3,640	0.3 800
Administrative assistant	4 14,560		
Land field agent	1 3,640		
Credit agent	1 3,860	1 3,860	1 3,350
Grade 8. Range \$3,310 to \$3,970:			
Grade 8. Range \$3,310 to \$3,970	4 13,570	4 13,560	2.7 8,150
Grade 7. Range \$2,980 to \$3,640:			
Grade 7. Range \$2,980 to \$3,640	4 12,140	2 6,075	1 2,400
Grade 6. Range \$2,650 to \$3,310:			
Grade 6. Range \$2,650 to \$3,310	2 5,520	6 17,411	6 14,550
Grade 5. Range \$2,320 to \$2,980:			
Grade 5. Range \$2,320 to \$2,980	3 7,180	3 7,125	1.8 3,600
Grade 4. Range \$2,100 to \$2,496:			
Grade 4. Range \$2,100 to \$2,496	16 34,240	11 23,462	6.2 11,518

By objects	Obligations		
	Estimate, 1947	Estimate, 1946	Actual, 1945
<b>PERSONAL SERVICES, FIELD—continued</b>	Man- Total years salary	Man- Total years salary	Man- Total years salary
Clerical, administrative, and fiscal service—Continued			
Grade 3. Range \$1,960 to \$2,298	20 \$39,096	19 \$37,076	17.2 \$26,141
Grade 2. Range \$1,704 to \$2,100	9 16,044	9 15,826	9.4 13,316
Professional service:			
Grade 6. Range \$6,230 to \$7,070:			
Attorney			0.1 344
Grade 5. Range \$5,180 to \$6,020:			
Medical officer	1 5,390	1 5,327	0.3 1,367
Physician	2 10,360		
Director of education	1 5,390	1 5,390	1 4,600
Grade 4. Range \$4,300 to \$5,180:			
Physician	9 41,020	7 31,276	3.2 12,557
Supervising construction engineer	1 4,520	1 4,520	1 3,800
Range examiner	1 5,180	1 5,180	1 4,600
Consultant in nursing	1 4,300		
Grade 3. Range \$3,640 to \$4,300:			
Supervisor of elementary education	2 7,940	2 7,940	2 7,000
Supervisor of social welfare	1 3,970	1 3,970	1 3,400
Supervisor of arts and crafts	1 3,860	1 3,860	1 3,300
Supervisor of communications	1 3,750	1 3,714	0.8 2,560
Dental officer	1 4,190	1 4,113	0.7 2,169
Associate dentist	1 3,640		
Consultant in nursing		1 3,860	1 3,200
Grade 2. Range \$2,980 to \$3,640	36.5 126,580	4 13,790	3.3 9,900
Grade 1. Range \$2,320 to \$2,980	28.5 72,214	2 5,520	1.6 3,650
Subprofessional service:			
Grade 8. Range \$2,980 to \$3,640	1 2,980	1 2,980	
Grade 7. Range \$2,650 to \$3,310	2 5,478	4 10,930	1 2,400
Grade 6. Range \$2,320 to \$2,980	16 44,000	49 122,614	39.3 81,893
Grade 5. Range \$2,100 to \$2,496	30 69,518	50 111,312	41 76,912
Grade 4. Range \$1,960 to \$2,298	193 405,978	187 390,302	143 255,654
Grade 3. Range \$1,704 to \$2,100	5 9,672	5 9,840	3 4,860
Grade 2. Range \$1,572 to \$1,968	4 6,674	4 6,588	2.3 2,985
Crafts, protective, and custodial service:			
Grade 10. Range \$2,980 to \$3,640	1 3,530	1 3,530	1 3,000
Grade 9. Range \$2,650 to \$3,310	1 2,760	1 2,727	0.3 690
Grade 7. Range \$2,364 to \$2,870	13 33,052	12 29,333	6.9 14,377
Grade 6. Range \$2,166 to \$2,562	5 11,094	3 6,762	1.1 2,075
Grade 5. Range \$1,968 to \$2,364	8 16,212	6 12,264	3.6 6,094
Grade 4. Range \$1,770 to \$2,166	20 38,090	10 18,447	8.3 13,286
Grade 3. Range \$1,572 to \$1,962	186 298,832	5 8,202	0.2 209
Grade 2. Range \$1,440 to \$1,770	55 83,981	18 26,960	0.7 850
Grade 1. Range \$864 to \$1,152	1 1,005	87 78,084	63 46,950
Unclassified		92 87,110	88.3 87,723
Total permanent, field	699 1,516,230	620 1,181,635	470.6 765,180
Temporary employment, field	5 5,600	22 17,115	19.4 13,276
W. A. E. employment, field	98 115,574	100 118,446	111.8 108,027
Dental and medical fees, field		23,000	23,783
Overtime pay, field		5,000	220,652
Additional compensation, field		6,690	
Night-work differential, field		348,755	
Additional pay for foreign service, field			169,903
All personal services, field	802 2,020,849	742 1,746,325	601.8 1,300,821
Deduct quarters and subsistence furnished	95,870	83,200	51,098
01 Personal services (net)	802 1,924,979	742 1,663,125	601.8 1,249,723
<b>OTHER OBLIGATIONS</b>			
02 Travel	169,200	156,100	125,342
03 Transportation of things	370,000	370,000	378,738
04 Communication services	5,290	4,790	4,911
05 Rents and utility services	65,155	47,655	46,834
06 Printing and binding	600		
07 Other contractual services	305,345	262,525	233,350
08 Supplies and materials	689,731	669,167	897,900
09 Equipment	109,000	75,000	215,803
11 Grants, subsidies, and contributions	74,900	34,900	33,239
Total other obligations	1,789,421	1,610,737	1,936,117
Grand total obligations	3,714,400	3,273,862	3,185,840
Reimbursements for services performed	-450,000		
Received by transfer from—			
“Revolving fund for loans to Indians and Indian corporations”		-19,120	-19,120
“Education of natives of Alaska”		-2,219,255	-2,244,369
“Medical relief of natives of Alaska”		-948,436	-836,645
“Reindeer service, Alaska”		-87,051	-85,706
Total estimate or appropriation	3,264,400		
<b>BY PROJECTS OR FUNCTIONS</b>			
1. Salaries and expenses, reservation administration	\$210,048	\$151,174	\$142,104
2. Freight and operation of vessels	219,950	219,950	214,160
3. Maintenance of buildings	78,228	82,822	75,193
4. Education of natives	1,169,430	1,063,170	1,045,663
5. Conservation of health of natives—			
General purposes	239,058	197,629	186,444
Hospitals	720,086	504,919	499,098
6. Welfare and relief of natives	172,987	102,811	100,274
7. Conservation of resources of natives	100,858	95,258	93,687
8. Purchases for resale	450,000	450,000	438,662
9. Additional pay for foreign service	348,755	252,885	109,903
10. Overtime pay	5,000	153,244	220,652
Grand total obligations	3,714,400	3,273,862	3,185,840
Adjustments (see objects schedule for detail)	-450,000	-3,273,862	-3,185,840
Total estimate or appropriation	3,264,400		



BUREAU OF INDIAN AFFAIRS—Continued

Maintenance of Buildings, Indian Service—Continued

By objects	Obligations		
	Estimate, 1947	Estimate, 1946	Actual, 1945
<b>OTHER OBLIGATIONS</b>			
02 Travel	\$1,000	\$200	
03 Transportation of things	3,200	3,200	\$3,500
05 Rents and utility services	31,180	31,180	22,058
07 Other contractual services	68,570	63,370	63,531
08 Supplies and materials	404,044	404,044	363,844
09 Equipment	11,500	11,500	10,527
10 Lands and structures			200
Total other obligations	519,494	519,494	463,660
Grand total obligations	838,100	839,793	812,287
Received by transfer from—			
“Indian agency buildings”		-200,000	-171,093
“Conservation of health among Indians”		-100,000	-106,460
“Indian school buildings”		-310,000	-319,515
“Indian boarding schools”:			
Phoenix, Arizona		-20,225	-18,358
Sherman Institute, Riverside, California		-18,716	-16,200
Haskell Institute, Lawrence, Kansas		-20,412	-20,265
Pipestone, Minnesota		-10,715	-10,550
Carson City, Nevada		-17,660	-18,929
Albuquerque, New Mexico		-20,550	-19,995
Santa Fe, New Mexico		-15,095	-14,280
Wahpeton, North Dakota		-9,170	-8,240
Chilocco, Oklahoma		-19,800	-19,737
Sequoyah Vocational School, near Tablequah, Oklahoma		-11,100	-9,651
Carter Seminary, Oklahoma		-3,800	-3,422
Enchee, Oklahoma		-4,070	-3,892
Eufaula, Oklahoma		-3,935	-3,650
Jones Academy, Oklahoma		-4,280	-4,045
Whelock Academy, Oklahoma		-3,825	-3,819
Chemawa, Oregon		-16,250	-14,045
Flandreau, South Dakota		-14,200	-12,214
Pierre, South Dakota		-10,490	-10,310
“Indian schools, Five Civilized Tribes”		-2,000	-2,142
“Roads, Indian reservations”		-3,500	-1,475
Total estimate or appropriation	838,100		
<b>BY PROJECTS OR FUNCTIONS</b>			
1. Maintenance of school buildings	\$534,600	\$534,600	\$496,349
2. Maintenance of hospital buildings	100,000	100,000	100,000
3. Maintenance of agency buildings	203,500	203,500	161,365
4. Overtime pay		1,693	54,573
Grand total obligations	838,100	839,793	812,287
Adjustments (see objects schedule for detail)		-539,793	-812,287
Total estimate or appropriation	838,100		

Education of Indians—

Education of Indians: For the support and education of Indian pupils in boarding and day schools and other educational purposes, including educational facilities authorized by treaty provisions; tuition, care, and other expenses of Indian pupils attending public and private schools; support and education of deaf, dumb, blind, mentally deficient, or physically handicapped; the tuition (which may be paid in advance) and other assistance of Indian pupils attending vocational or higher educational institutions under such regulations as the Secretary may prescribe; printing and binding (including illustrations); the support of an arts and crafts building at Anadarko, Oklahoma, and Indian museums at Rapid City, South Dakota and Browning, Montana, and on the Fort Apache Reservation, Arizona; \$9,177,900: Provided, That formal contract shall not be required for payment (which may be made from the date of admission) of tuition and care of Indian pupils. (25 U. S. C. 13.)

Estimate 1947, a \$9,177,900

a Transferred from appropriations as follows:

“Indian schools, support”			
“Indian boarding schools”:		\$6,238,090	
Phoenix, Arizona		202,560	
Sherman Institute, California		192,816	
Haskell Institute, Kansas		231,531	
Pipestone, Minnesota		144,408	
Carson City, Nevada		211,677	
Albuquerque, New Mexico		161,724	
Santa Fe, New Mexico		129,646	
Wahpeton, North Dakota		131,823	
Chilocco, Oklahoma		190,665	
Sequoyah Vocational School, near Tablequah, Oklahoma		136,706	
Carter Seminary, Oklahoma		81,213	
Enchee, Oklahoma		61,269	
Eufaula, Oklahoma		73,942	
Jones Academy, Oklahoma		89,868	
Whelock Academy, Oklahoma		72,142	
Chemawa, Oregon		191,269	
Flandreau, South Dakota		160,093	
Pierre, South Dakota		132,891	
“Indian schools, Five Civilized Tribes”		343,564	

For comparative purposes the amounts appropriated for 1945 and 1946 are shown in the schedule as transfers.

By objects	Obligations						
	Estimate, 1947	Estimate, 1946	Actual, 1945				
<b>PERSONAL SERVICES, FIELD</b>							
Clerical, administrative, and fiscal service:	Man-years	Total salary	Man-years	Total salary	Man-years	Total salary	
Grade 12. Range \$5,180 to \$6,020:							
Superintendent	5	\$27,790	5	\$27,734	5	\$24,300	
Grade 11. Range \$4,300 to \$5,180:							
Superintendent	4	19,840	4	19,840	4	17,400	
Grade 10. Range \$3,970 to \$4,630:							
Superintendent	2	8,820	2	8,773	2	7,475	
Grade 9. Range \$3,640 to \$4,300:							
Principal	4	16,100	3.5	14,052	4	13,700	
Reservation principal	4	18,990	4	15,799	3	10,100	
Superintendent of construction	1	3,750	1	3,724	1	3,200	
Curator	1	3,640	1	3,640	0.2	640	
Grade 8. Range \$3,310 to \$3,970:							
Grade 7. Range \$2,980 to \$3,640:							
Grade 6. Range \$2,650 to \$3,310:							
Grade 5. Range \$2,320 to \$2,980:							
Grade 4. Range \$2,100 to \$2,496:							
Grade 3. Range \$1,902 to \$2,298:							
Grade 2. Range \$1,704 to \$2,100:							
Grade 1. Range \$1,506 to \$1,902:							
Professional service:							
Grade 4. Range \$4,300 to \$5,180:							
Dentist						0.3	1,200
Grade 3. Range \$3,640 to \$4,300:							
Physician	4	15,881	4	15,831	3.8	13,272	
Dentist	0.5	2,320	0.5	2,320	0.3	1,500	
Chief education field agent	1	3,860	1	3,860	1	3,300	
Grade 2. Range \$2,980 to \$3,640:							
Subprofessional service:							
Grade 8. Range \$2,980 to \$3,640:							
Grade 7. Range \$2,650 to \$3,310:							
Grade 6. Range \$2,320 to \$2,980:							
Grade 5. Range \$2,100 to \$2,496:							
Grade 4. Range \$1,902 to \$2,298:							
Grade 3. Range \$1,704 to \$2,100:							
Grade 2. Range \$1,572 to \$1,968:							
Grade 1. Range \$1,430 to \$1,836:							
Crafts, protective, and custodial service:							
Grade 10. Range \$2,980 to \$3,640:							
Grade 9. Range \$2,650 to \$3,310:							
Grade 8. Range \$2,540 to \$3,200:							
Grade 7. Range \$2,364 to \$2,870:							
Grade 6. Range \$2,166 to \$2,562:							
Grade 5. Range \$1,968 to \$2,364:							
Grade 4. Range \$1,770 to \$2,166:							
Grade 3. Range \$1,572 to \$1,902:							
Grade 2. Range \$1,440 to \$1,770:							
Grade 1. Range \$864 to \$1,152:							
Unclassified							
Total permanent, field	3,068.1	5,976,811	2,850.2	5,058,630	2,586.4	3,998,325	
W. A. E. employment, field	375.4	296,140	378.6	300,334	367.3	325,740	
Overtime pay, field		100,000		627,463		949,184	
Additional compensation, field				2,980			
Night-work differential, field		14,000		6,910			
All personal services, field	3,443.5	6,386,951	3,228.8	5,996,317	2,953.7	5,273,249	
Deduct quarters and subsistence furnished		410,892		406,845		425,171	
01 Personal services (net)	3,443.5	5,976,059	3,228.8	5,589,472	2,953.7	4,848,078	
<b>OTHER OBLIGATIONS</b>							
02 Travel		24,280		36,210		37,337	
03 Transportation of things		31,005		31,261		39,905	
04 Communication services		20,426		21,381		12,715	
05 Rents and utility services		261,422		263,222		266,400	
06 Printing and binding		5,155		7,045		5,638	
07 Other contractual services		148,825		149,657		316,257	
08 Supplies and materials		1,503,920		1,629,488		1,757,112	
09 Equipment		250,000		100,000		199,650	
10 Lands and structures						12	
11 Grants, subsidies, and contributions		1,143,158		1,179,158		1,216,183	
16 Investments and loans						56	
Total other obligations		3,388,191		3,417,422		3,851,265	
Grand total obligations		9,364,250		9,006,894		8,699,343	
Amount expended from tuition payments		-20,000		-20,000		-6,235	
Received by transfer from—							
“Indian schools, support”				-5,958,800		-5,781,399	
“Indian boarding schools”:							
Phoenix, Arizona				-199,355		-199,549	
Sherman Institute, Riverside, California				-184,444		-175,430	
Haskell Institute, Kansas				-227,408		-229,725	
Pipestone, Minnesota				-140,200		-127,614	
Carson City, Nevada				-205,943		-192,630	
Albuquerque, New Mexico				-156,845		-161,993	
Santa Fe, New Mexico				-125,160		-124,901	
Wahpeton, North Dakota				-130,030		-113,988	
Chilocco, Oklahoma				-191,380		-218,426	
Sequoyah Vocational School, near Tablequah, Oklahoma				-130,690		-127,415	

By objects	Obligations		
	Estimate, 1947	Estimate, 1946	Actual, 1945
Received by transfer from—Continued			
“Indian boarding schools”—Continued			
Carter seminary, Oklahoma		-\$80,185	-\$87,536
Euchee, Oklahoma		-58,275	-50,763
Eufaula, Oklahoma		-69,565	-59,127
Jones Academy, Oklahoma		-85,755	-73,900
Wheelock Academy, Oklahoma		-66,375	-60,653
Chemawa, Oregon		-186,855	-181,062
Flandreau, South Dakota		-152,775	-166,344
Pierre, South Dakota		-127,390	-114,542
“Indian schools, Five Civilized Tribes”		-343,564	-346,442
“Indian moneys, proceeds of labor”		-166,350	-120,269
Total estimate or appropriation	9,177,900		
BY PROJECTS OR FUNCTIONS			
1. Local supervision and miscellaneous expenses	\$277,621	\$268,242	\$249,985
2. Nonreservation boarding schools:			
Phoenix, Arizona	214,760	200,604	184,270
Sherman Institute, California	197,816	179,100	162,120
Haskell Institute, Kansas	260,024	243,974	229,029
Pipestone, Minnesota	146,008	131,478	120,635
Carson City, Nevada	218,667	201,940	178,433
Albuquerque, New Mexico	175,724	160,206	154,182
Santa Fe, New Mexico	130,146	117,342	109,879
Wapeton, North Dakota	132,423	120,541	104,176
Chillico, Oklahoma	206,225	195,633	208,200
Sequoiah Vocational, Oklahoma	136,806	120,370	113,378
Carter Seminary, Oklahoma	79,943	71,395	60,531
Euchee, Oklahoma	59,969	51,717	45,729
Eufaula, Oklahoma	72,572	60,994	52,922
Jones Academy, Oklahoma	89,748	76,098	66,545
Wheelock Academy, Oklahoma	70,742	55,598	52,950
Chemawa, Oregon	202,699	187,385	164,899
Flandreau, South Dakota	221,893	203,719	187,226
Pierre, South Dakota	132,991	117,563	105,437
3. Reservation boarding schools	2,749,835	2,434,747	2,107,512
4. Day schools	2,679,779	1,733,510	1,654,682
5. State cooperation contracts	453,455	449,455	445,215
6. Aid to public, mission, and private schools	934,998	955,028	975,764
7. Operation of Indian museums	19,166	42,852	16,460
8. Overtime pay	100,000	627,463	949,184
Grand total obligations	9,364,250	9,006,894	8,699,343
Adjustments (see objects schedule for detail)	-186,350	-9,006,894	-8,699,343
Total estimate or appropriation	9,177,900		

【 CONSERVATION OF HEALTH 】

Conservation of Health Among Indians—

*Conservation of health:* For expenses necessary for the conservation of health among Indians, including [equipment, materials, and supplies; repairs and improvements to buildings and plants; compensation and traveling expenses of officers and employees and renting of quarters for them when necessary;] transportation of patients and attendants to and from hospitals and sanatoria; returning to their former homes and interring the remains of deceased patients; [for] clinical surveys and general medical research in connection with tuberculosis, trachoma, and venereal and other disease conditions among Indians, including cooperation with State and other organizations engaged in similar work and payment of traveling expenses and per diem of physicians, nurses, and other persons whose services are donated by such organizations; and [including] printing and binding [circulars and pamphlets for use in preventing and suppressing trachoma and other contagious and infectious diseases, \$5,085,965: *Provided*, That nonreservation boarding schools receiving specific appropriations shall contribute on a per diem basis for the hospitalization of pupils in hospitals located at such schools and supported from this appropriation: *Provided further*, That in the discretion of the Secretary and under such regulations as may be prescribed by him, fees may be collected from Indians for medical, hospital, and dental service and any fees so collected shall be covered into the Treasury of the United States;] \$6,769,570. (25 U. S. C. 13; Act of July 3, 1945, Public Law 123.)

Estimate 1947, \* \$6,769,570      Appropriated 1946, \$5,085,965

\* Excludes \$227,951 transferred to appropriations as follows:  
 “Salaries and expenses, Bureau of Indian Affairs” ..... \$27,060  
 “Salaries and expenses, district offices” ..... 100,921  
 “Maintenance of buildings, Indian Service” ..... 100,000  
 For comparative purposes the amounts provided for 1945 and 1946 are shown in the schedule as transfers.

By objects	Obligations		
	Estimate, 1947	Estimate, 1946	Actual, 1945
PERSONAL SERVICES, FIELD			
Clerical, administrative, and fiscal service:			
Grade 13, Range \$6,230 to \$7,070	Man- years	Total salary	Man- years
Superintendent and medical officer	1	\$6,440	1
			Total salary
			1
			\$5,600

By objects	Obligations					
	Estimate, 1947		Estimate, 1946		Actual, 1945	
PERSONAL SERVICES, FIELD—continued						
Clerical, administrative, and fiscal service—Continued	Man- years	Total salary	Man- years	Total salary	Man- years	Total salary
Grade 12, Range \$5,180 to \$6,020						
Superintendent and medical officer	4	\$22,610	2 8	\$16,198	3	\$15,000
Grade 7, Range \$2,980 to \$3,640	1	3,310	1	3,310	1	2,800
Grade 6, Range \$2,650 to \$3,310	1	2,760	1	2,760	1	2,300
Grade 5, Range \$2,320 to \$2,980	6	15,020	6	14,842	5 5	10,770
Grade 4, Range \$2,100 to \$2,496	10	21,709	9	19,405	7 6	14,093
Grade 3, Range \$1,902 to \$2,298	29	57,006	24	46,531	22 8	35,882
Grade 2, Range \$1,704 to \$2,100	54	95,476	44	79,638	28 5	38,104
Grade 1, Range \$1,506 to \$1,902	4	6,420	4	6,369	2 6	3,525
Professional service:						
Grade 6, Range \$6,230 to \$7,070	1	6,230	0 5	3,115		
Special expert in tuberculosis					0 2	1,395
Medical officer	2	12,460	1 5	9,345		
Grade 5, Range \$5,180 to \$6,020					15	69,025
Medical officer	24	127,050	19 1	101,236		
Grade 4, Range \$4,300 to \$5,180					46 3	177,661
Medical officer	54	237,620	51 4	221,216		
Grade 3, Range \$3,640 to \$4,300					80	254,961
Physician	91	334,160	89 6	327,586		
Dentist	19 8	75,190	18 4	68,993	15 8	50,475
Superintendent of nurses	1	3,750	1	3,648	0 5	1,278
Grade 2, Range \$2,980 to \$3,640	149 5	487,461	1 6	4,864	1 6	3,943
Grade 1, Range \$2,320 to \$2,980	461	1,098,971				
Subprofessional service:						
Grade 8, Range \$2,980 to \$3,640	4	12,470	3 5	10,837	3 9	10,513
Grade 7, Range \$2,650 to \$3,310	36	101,560	34 7	97,469	31	73,078
Grade 6, Range \$2,320 to \$2,980	16	38,880	143 2	372,727	129 4	281,765
Grade 5, Range \$2,100 to \$2,496	37	79,548	378 2	817,349	318 6	575,886
Grade 4, Range \$1,902 to \$2,298	18	35,828	15 8	31,225	10 9	17,874
Grade 2, Range \$1,572 to \$1,908	144	228,084	46 7	75,192	34 1	51,274
Crafts, protective, and custodial service:						
Grade 10, Range \$2,980 to \$3,640	1	3,310	1	3,280	1	2,775
Grade 8, Range \$2,540 to \$3,200	2	5,220	2	5,490	2	4,575
Grade 7, Range \$2,364 to \$2,870	7	17,278	7	17,083	6 6	14,046
Grade 6, Range \$2,166 to \$2,562	29	65,718	28 5	62,913	25 7	50,520
Grade 5, Range \$1,968 to \$2,364	23	47,376	20	41,432	18 8	32,690
Grade 4, Range \$1,770 to \$2,166	94	172,268	67 5	123,063	63 6	97,827
Grade 3, Range \$1,572 to \$1,902	557	875,934	110 8	184,123	105 6	144,967
Grade 2, Range \$1,440 to \$1,770	334 5	494,336	198 9	290,357	165 1	199,639
Grade 1, Range \$864 to \$1,152	27	25,704	27	25,579	23 6	18,362
Unclassified			523	467,781	337 3	300,564
Total permanent, field	2,242 8	4,817,157	1,883 7	3,561,396	1,509 6	2,583,167
W. A. E. employment, field	55	55,000	155	155,000	372	370,724
Overtime pay, field				1,453,942		613,138
Additional compensation, field				3,903		
Night differential, field		56,268		56,268		
All personal services, field	2,297 8	4,928,425	2,038 7	5,230,509	1,881 6	3,567,029
Deduct quarters and subsistence furnished		350,000		300,000		235,958
01 Personal services (net)	2,297 8	4,548,425	2,038 7	4,930,509	1,881 6	3,331,071
OTHER OBLIGATIONS						
02 Travel		63,700		45,000		48,915
03 Transportation of things		22,450		16,450		21,372
04 Communication services		10,750		9,750		10,600
05 Rents and utility services		153,956		152,456		152,684
06 Printing and binding		300		300		255
07 Other contractual services		679,000		647,500		646,221
08 Supplies and materials		971,073		944,941		1,002,925
09 Equipment		323,088		79,600		88,894
10 Lands and structures						10,850
11 Grants, subsidies, and contributions		13,828		5,000		16,780
Total other obligations		2,238,145		1,960,997		1,999,496
Grand total obligations		6,769,570		6,831,506		5,330,567
Reimbursements for services performed						-27,436
Transferred to—						
“Salaries and expenses, Bureau of Indian Affairs”				+26,336		+14,809
“Salaries and expenses, district offices”				+133,603		+99,002
“Maintenance of buildings, Indian Service”				+100,000		+106,460
Received by transfer from “Indian moneys, proceeds of labor”		-17,000		-17,000		-32,575
Net total obligations		6,769,570		7,074,535		5,490,827
Covered into Treasury as miscellaneous receipts, Public Law 369						+5,943
Excess of obligations over appropriation due to Public Law 106				-1,988,570		
Estimated savings, unobligated balance						237,365
Total estimate or appropriation		6,769,570		5,085,965		5,734,135

BUREAU OF INDIAN AFFAIRS—Continued

Conservation of Health Among Indians—Continued

By projects or functions	Obligations		
	Estimate, 1947	Estimate, 1946	Actual, 1945
1. Blackfeet Agency:			
General health	\$26,882	\$21,682	\$10,315
Hospital	65,731	51,069	49,943
2. Carson Agency:			
General health	59,287	54,329	35,984
Hospitals	62,717	61,257	54,684
3. Chemawa School: General health	9,880	9,851	6,845
4. Cherokee Agency:			
General health	17,476	12,476	11,682
Hospital	41,864	27,257	22,408
5. Cheyenne and Arapaho Agency:			
General health	24,963	24,585	19,089
Hospitals	81,882	59,305	52,922
6. Cheyenne River Agency:			
General health	12,531	13,331	11,428
Hospital	55,502	37,053	33,061
7. Choctaw Agency:			
General health	7,294	7,294	5,765
Hospital	36,820	28,208	25,896
8. Colorado River Agency:			
General health	16,344	16,344	13,427
Hospitals	66,263	46,770	39,617
9. Colville Agency:			
General health	18,532	13,032	10,523
Hospital	58,655	42,009	46,151
10. Consolidated Chippewa Agency:			
General health	134,754	129,965	121,156
Hospitals	127,054	91,550	82,613
11. Consolidated Ute Agency:			
General health	2,073	2,073	1,887
Hospital	42,525	28,796	22,314
12. Crow Agency:			
General health	8,993	8,293	6,846
Hospital	49,844	39,506	37,092
13. Crow Creek Agency:			
General health	8,876	8,876	8,200
Hospital	33,115	23,254	20,201
14. Five Tribes Agency:			
General health	111,542	105,366	175,961
Hospitals	506,759	378,706	369,240
15. Flathead Agency: General health	14,005	13,895	12,023
16. Fort Apache Agency:			
General health	20,198	14,698	7,397
Hospital	42,419	30,116	29,890
17. Fort Belknap Agency:			
General health	16,214	11,685	9,613
Hospital	53,982	37,446	33,256
18. Fort Berthold Agency:			
General health	8,101	8,149	6,801
Hospital	34,373	21,211	20,177
19. Fort Hall Agency:			
General health	33,030	22,358	21,367
Hospital		13,570	9,729
20. Fort Peck Agency:			
General health	19,623	18,623	11,696
Hospital	40,055	27,779	22,992
21. Fort Totten Agency:			
General health	1,316	1,316	1,177
Hospital	37,111	23,737	22,793
22. Grande Ronde Siletz Agency: General health	6,627	6,627	6,187
23. Great Lakes Agency:			
General health	43,335	43,483	29,144
Hospital	57,907	40,091	32,716
24. Hoopa Valley Agency:			
General health	17,394	17,312	15,308
Hospital	37,999	27,860	21,000
25. Hopi Agency:			
General health	16,668	16,385	13,075
Hospital	58,575	43,960	33,957
26. Jicarilla Agency:			
General health	3,927	3,927	3,106
Hospital	49,452	46,245	32,274
27. Kiowa Agency:			
General health	35,670	28,200	18,013
Hospital	189,426	154,726	143,071
28. Klamath Agency: General health	1,987	1,987	1,714
29. Menominee Agency: General health	4,005	4,005	3,993
30. Mescalero Agency:			
General health	8,564	7,534	5,830
Hospital	35,597	25,504	22,203
31. Mission Agency:			
General health	41,339	36,139	26,895
Hospital	35,802	27,489	25,581
32. Navajo Agency:			
General health	139,263	75,562	58,135
Hospitals	813,771	595,825	477,790
33. New York Agency: General health	1,567	1,567	1,394
34. Northern Idaho Agency:			
General health	35,963	26,281	13,166
Sanatorium		48,320	44,840
35. Osage Agency: General health	9,825	9,967	976
36. Pawnee Agency:			
General health	16,229	10,729	8,385
Hospital	53,789	39,923	40,954
37. Phoenix Hospital	58,846	47,766	52,788
38. Phoenix Sanatorium	120,579	112,248	95,610

By projects or functions	Obligations		
	Estimate, 1947	Estimate, 1946	Actual, 1945
39. Pima Agency:			
General health	\$33,886	\$31,738	\$18,623
Hospital	44,834	35,034	38,699
40. Pine Ridge Agency:			
General health	46,778	46,622	26,856
Hospital	82,924	62,188	57,130
41. Pipestone School:			
General health	3,048	3,048	2,569
Hospital	36,864	24,040	21,543
42. Potawatomi Agency: General health	8,924	8,415	7,662
43. Quapaw Agency: General health	12,828	12,701	10,552
44. Red Lake Agency:			
General health	14,291	8,791	7,369
Hospital	31,036	24,572	23,254
45. Rocky Boy's Agency: General health	27,509	17,799	7,034
46. Rosebud Agency:			
General health	44,486	42,245	30,840
Hospitals	113,564	77,156	65,964
47. Sacramento Agency: General health	96,018	95,123	91,160
48. San Carlos Agency:			
General health	10,759	5,231	4,322
Hospital	41,490	31,981	26,623
49. San Xavier Sanatorium	56,493	45,849	42,872
50. Sells Agency:			
General health	21,333	20,588	16,369
Hospital	45,055	32,150	36,645
51. Seminole Agency: General health	16,997	16,967	15,480
52. Shawnee Agency: General health	12,358	12,328	9,683
53. Shawnee Sanatorium	145,494	113,497	90,843
54. Sioux Sanatorium:			
General health	44,537	16,440	124,358
Sanatorium	187,474	147,410	
55. Sisseton Agency:			
General health	6,070	6,070	5,374
Hospital	46,651	36,177	31,180
56. Standing Rock Agency:			
General health	15,097	15,008	8,216
Hospital	54,795	36,752	35,074
57. Tacoma Indian Hospital:			
General health	18,860	18,640	305,401
Hospital	428,377	363,155	6,479
58. Taholah Agency: General health	12,067	7,567	28,158
59. Tainah Agency: General health	31,875	30,662	
60. Tongue River Agency:			
General health	8,476	8,476	6,747
Hospital	40,853	32,376	27,111
61. Truxton Canon Agency:			
General health	14,491	14,446	12,244
Hospital	24,427	15,116	13,602
62. Tulalip Agency: General health	27,306	26,866	20,729
63. Turtle Mountain Agency:			
General health	64,310	59,810	48,642
Hospital	64,016	44,043	42,648
64. Uintah and Ouray Agency:			
General health	17,419	17,419	14,436
Hospital	39,571	32,596	45,871
65. Umatilla Agency: General health	10,169	10,088	8,869
66. United Pueblos Agency:			
General health	79,266	50,849	33,203
Hospitals	339,737	242,672	241,922
67. Warm Springs Agency:			
General health	6,271	6,271	4,984
Hospital	31,406	22,326	17,216
68. Western Shoshone Agency:			
General health	16,507	11,007	9,304
Hospital	34,235	21,728	22,852
69. Wind River Agency:			
General health	12,417	10,217	8,242
Hospital	41,797	33,541	31,384
70. Winnebago Agency:			
General health	11,321	10,262	8,090
Hospital	79,459	53,322	43,958
71. Yakima Agency: General health	33,516	33,381	22,906
72. Central Office: General health	71,260	71,260	71,260
73. Overtime pay		1,453,942	613,138
Total	6,769,570	6,814,506	5,297,992
Indian moneys, proceeds of labor, hospitals	17,000	17,000	32,575
Grand total obligations	6,786,570	6,831,506	5,330,567
Adjustments (see objects schedule for detail)	-17,000	-1,745,541	+403,568
Total estimate or appropriation	6,769,570	5,085,965	5,734,135

Welfare of Indians—

Welfare of Indians: For welfare services, including general support, relief of needy Indians, boarding home care of Indian children, institutional care of delinquent children, and payment of per diem, in lieu of subsistence, and other expenses of Indians participating in folk festivals, \$750,000: Provided, That formal contract shall not be required for payment (which may be made from the date of service) for the care of Indians. (25 U. S. C. 13.)

Estimate 1947, a \$750,000

a Transferred from appropriations as follows:  
 "Indian schools, support" ..... \$192,216  
 "Support and rehabilitation of needy Indians" ..... 557,784  
 For comparative purposes the amounts appropriated for 1945 and 1946 are shown in the schedule as transfers.

By objects	Obligations					
	Estimate, 1947		Estimate, 1946		Actual, 1945	
	Man-years	Total salary	Man-years	Total salary	Man-years	Total salary
<b>PERSONAL SERVICES, FIELD</b>						
Subprofessional service:						
Grade 7. Range \$2,650 to \$3,310	32	\$92,970	22	\$64,270	18.8	\$50,023
Grade 6. Range \$2,320 to \$2,980	1	2,870	1	2,840	1	2,375
Total permanent, field	33	95,840	23	67,110	19.8	52,398
Overtime pay, field				1,425		11,388
All personal services, field.	33	95,840	23	68,535	19.8	63,786
Deduct quarters and subsistence furnished		2,358		2,304		2,013
01 Personal services (net)	33	93,482	23	66,231	19.8	61,773
<b>OTHER OBLIGATIONS</b>						
02 Travel		14,000		6,500		5,208
03 Transportation of things		265		265		416
04 Communication services		365		365		415
05 Rents and utility services		3,600		3,600		3,559
07 Other contractual services		85,395		85,395		68,170
08 Supplies and materials		3,479		3,425		89,944
09 Equipment		11,280		1,280		38,106
11 Grants, subsidies, and contributions		538,134		323,274		317,775
Total other obligations		656,518		424,104		523,593
Grand total obligations		750,000		490,335		585,366
Received by transfer from—						
"Indian schools, support"				-147,411		-125,627
"Support and rehabilitation of needy Indians"				-342,924		-459,739
Total estimate or appropriation		750,000				
<b>BY PROJECTS OR FUNCTIONS</b>						
1. Salaries and expenses of social workers		\$124,216		\$77,986		\$63,955
2. Relief of needy Indians		557,784		342,924		363,056
3. Rehabilitation of needy Indians						96,683
4. Boarding-home care of children		55,000		55,000		35,449
5. Care of delinquent children		13,000		13,000		14,835
6. Overtime pay				1,425		11,388
Grand total obligations		750,000		490,335		585,366
Adjustments (see objects schedule for detail)				-490,335		-583,366
Total estimate or appropriation		750,000				

**Management, Indian Forest and Range Resources—**

*Management, Indian forest and range resources: For the management and protection of forest, range, and wildlife resources on Indian reservations and allotments other than the Menominee Indian Reservation, Wisconsin, including the payment of reasonable rewards for information leading to the arrest and conviction of any person or persons setting forest or range fires, or taking or destroying timber, in violation of law on Indian lands; and the establishment of cooperative sustained yield forest units pursuant to the Act of March 29, 1944 (16 U. S. C. 583); \$960,000: Provided, That the United States shall be reimbursed for expenditures made from this appropriation for expenses incident to the sale of timber to the extent prescribed in regulations promulgated by the Secretary pursuant to the Act of March 1, 1933 (25 U. S. C. 413). (25 U. S. C. 13.)*

**Estimate 1947, \$960,000**

• Transferred from appropriations as follows:  
 "Administration of Indian forests" \$794,227  
 "Expenses, sale of timber (reimbursable)" 165,773  
 For comparative purposes the amounts appropriated for 1945 and 1946 are shown in the schedule as transfers.

By objects	Obligations					
	Estimate, 1947		Estimate, 1946		Actual, 1945	
	Man-years	Total salary	Man-years	Total salary	Man-years	Total salary
<b>PERSONAL SERVICES, FIELD</b>						
Clerical, administrative, and fiscal service:						
Grade 5. Range \$2,320 to \$2,980	1	\$2,870	1	\$2,840	1	\$2,400
Grade 2. Range \$1,704 to \$2,100	1	1,836	1	1,836	0.5	750
Professional service:						
Grade 5. Range \$5,180 to \$6,020:						
Forester	1	5,390	1	5,390		
Grade 4. Range \$4,300 to \$5,180:						
Forester	1	4,300				
Range supervisor	1	4,520	1	4,520	1	3,800
Forest supervisor	4	18,080	4	18,080	4	15,200
Grade 3. Range \$3,640 to \$4,300:						
Forester	3	11,140	1.5	5,595	1	3,300
Range examiner	1	3,750	1	3,648	0.3	960
Forest supervisor	9	34,520	9	34,345	9	29,700
Range supervisor	4	15,000	3.5	13,095	3	9,800
Grade 2. Range \$2,980 to \$3,640	25	82,310	25	78,023	23.5	65,890
Grade 1. Range \$2,320 to \$2,980	14	37,760	10	26,811	9.9	20,632

By objects	Obligations					
	Estimate, 1947		Estimate, 1946		Actual, 1945	
	Man-years	Total salary	Man-years	Total salary	Man-years	Total salary
<b>PERSONAL SERVICES, FIELD—continued</b>						
Subprofessional service:						
Grade 8. Range \$2,980 to \$3,640	2	\$6,510	1.5	\$4,821		
Grade 7. Range \$2,650 to \$3,310	21	63,460	20.6	58,110	17.1	\$44,170
Grade 6. Range \$2,320 to \$2,980	5	14,570	5	14,510	5	12,300
Grade 5. Range \$2,100 to \$2,496	4.5	9,450	4.5	9,450		
Grade 4. Range \$1,902 to \$2,298	10	19,020	10	19,020		
Grade 3. Range \$1,704 to \$2,100	65	112,120	45	76,680		
Grade 2. Range \$1,572 to \$1,968	53.5	84,102	53.5	84,102		
Crafts, protective, and custodial service:						
Grade 8. Range \$2,540 to \$3,200	2	5,520	2	5,520	2	4,600
Grade 7. Range \$2,364 to \$2,870	24.5	61,878	24	58,204	21.3	45,592
Grade 6. Range \$2,166 to \$2,562	25.5	57,114	13.4	29,790	12.6	24,731
Grade 5. Range \$1,968 to \$2,364	4	8,202	4	8,146	4	6,840
Grade 4. Range \$1,770 to \$2,166	6	11,280	6	11,262	6	9,300
Grade 3. Range \$1,572 to \$1,968	10	16,314	4.9	7,506	6.2	8,364
Unclassified			4	4,200	4	4,260
Total permanent, field	298	691,016	256.4	585,564	131.4	312,589
Temporary employment, field	1	1,500	9	14,220	126.5	155,102
W. A. E. employment, field	2	3,000	2	3,000	14.2	17,450
Overtime pay, field		68,000		68,302		102,857
All personal services, field	301	763,516	267.4	671,086	272.1	587,998
Deduct quarters and subsistence furnished		30,500		27,500		27,500
01 Personal services (net)	301	733,016	267.4	643,586	272.1	560,498
<b>OTHER OBLIGATIONS</b>						
02 Travel		11,890		10,790		9,798
03 Transportation of things		1,100		1,100		352
04 Communication services		2,500		2,500		1,216
05 Rents and utility services		5,300		5,300		6,601
06 Printing and binding		125		125		198
07 Other contractual services		17,902		15,000		25,505
08 Supplies and materials		27,417		33,137		57,311
09 Equipment		109,750		46,200		29,457
Total other obligations		226,984		114,152		130,438
Grand total obligations		960,000		757,738		690,936
Received by transfer from—						
"Administration of Indian forests"				-593,118		-523,008
"Expenses, sale of timber (reimbursable)"				-164,620		-167,928
Total estimate or appropriation		960,000				

**INDUSTRIAL ASSISTANCE AND ADVANCEMENT**

**Administration of Indian Forests—**

[For the preservation of timber on Indian reservations and allotments other than the Menominee Indian Reservation in Wisconsin, the education of Indians in the proper care of forests, the general administration of forestry and grazing work, including fire prevention and payment of reasonable rewards for information leading to arrest and conviction of a person or persons setting forest and range fires, or taking or otherwise destroying timber, in violation of law on Indian lands, and the establishment of cooperative sustained yield forest units pursuant to the Act of March 29, 1944 (Public Law 273), \$566,080: Provided, That this appropriation shall be available for the expenses of administration of Indian forest lands from which timber is sold to the extent only that proceeds from the sales of timber from such lands are insufficient for that purpose.] (25 U. S. C. 13, 407; Act of July 3, 1945, Public Law 123.)

Appropriated 1946, \$566,080

NOTE.—The appropriation under the above title has been transferred to and estimated for under appropriations as follows:  
 "Salaries and expenses, Bureau of Indian Affairs" \$5,720  
 "Salaries and expenses, district offices" 83,600  
 "Management, Indian forest and range resources" 794,227  
 For comparative purposes the amounts appropriated for 1945 and 1946 are shown in the schedule as transfers.

By objects	Obligations		
	Estimate, 1947	Estimate, 1946	Actual, 1945
Reimbursements for services performed			-\$1,590
Transferred to—			
"Salaries and expenses, Bureau of Indian Affairs"		+\$5,720	+4,756
"Salaries and expenses, district offices"		+101,702	+86,951
"Management, Indian forest and range resources"		+593,118	+523,008
Received by transfer from "Fire protection of forests, forest industries and strategic facilities (national defense)"			-113,233
Net total obligations		700,600	499,892
Covered into Treasury as miscellaneous receipts, Public Law 369			+1,997
Excess of obligations over appropriation due to Public Law 106		-134,520	
Estimated savings, unobligated balance			2,111
Total estimate or appropriation		566,080	504,000



BUREAU OF INDIAN AFFAIRS—Continued

Expenses, Sale of Timber (Reimbursable)—

For expenses incidental to the sale of timber, and for the expenses of administration, including fire prevention, of Indian forest lands only from which such timber is sold, \$137,800, reimbursable to the United States as provided in the Act of February 14, 1920 (25 U. S. C. 413), from the proceeds of timber sales: *Provided*, That this appropriation shall be available for the payment of reasonable rewards for information leading to arrest and conviction of a person or persons setting forest fires, or taking or otherwise destroying timber, in violation of law. (Act of July 3, 1945, Public Law 123.)

Appropriated 1946, \$137,800

NOTE.—The appropriation under the above title has been transferred to and estimated for under "Management, Indian forest and range resources." For comparative purposes the amounts appropriated for 1945 and 1946 are shown in the schedule as transfers.

By objects	Obligations		
	Estimate, 1947	Estimate, 1946	Actual, 1945
Reimbursements for services performed Transferred to "Management, Indian forest and range resources"			-\$744
		+\$164,620	+167,928
Net total obligations		164,620	167,184
Excess of obligation over appropriation due to Public Law 106		-26,820	
Estimated savings, unobligated balance			7,816
Total estimate or appropriation		137,800	175,000

Suppressing Forest and Range Fires on Indian Reservations—

Suppressing forest and range fires: For the suppression or emergency prevention of forest and range fires on or threatening Indian reservations, \$12,000, together with \$25,000 from funds held by the United States in trust for the respective tribes of Indians interested: *Provided*, That not to exceed \$50,000 of appropriations herein made for timber operations and forest and range administration the *Indian Service* shall be available upon the approval of the Secretary for fire-suppression or emergency prevention purposes: *Provided further*, That any diversions of appropriations made hereunder shall be reported to Congress in the annual Budget. (25 U. S. C. 13; Act of July 3, 1945, Public Law 123.)

Estimate 1947, \$12,000      Appropriated 1946, \$12,000

By objects	Obligations					
	Estimate, 1947		Estimate, 1946		Actual, 1945	
<b>PERSONAL SERVICES, FIELD</b>	Man-years	Total salary	Man-years	Total salary	Man-years	Total salary
01 Personal services, W. A. E. employment, field (net)	3	\$4,500	3	\$4,500	3.1	\$4,688
<b>OTHER OBLIGATIONS</b>						
02 Travel		100		100		45
03 Transportation of things		50		50		78
04 Communication services		50		50		
07 Other contractual services		6,000		6,000		6,210
08 Supplies and materials		1,000		1,000		648
09 Equipment		300		300		36
Total other obligations		7,500		7,500		6,957
Grand total obligations		12,000		12,000		11,645
Estimated savings, unobligated balance						355
Total estimate or appropriation		12,000		12,000		12,000

White Pine Blister Rust Control, Department of Agriculture (Transfer to Interior)—(Bureau of Indian Affairs)—

By objects	Obligations					
	Estimate, 1947		Estimate, 1946		Actual, 1945	
<b>PERSONAL SERVICES, FIELD</b>	Man-years	Total salary	Man-years	Total salary	Man-years	Total salary
Temporary employment, field	1.5	\$3,150	1	\$2,100	1	\$1,620
W. A. E. employment, field	52.7	64,050	24.2	29,400	16	18,433
Overtime pay, field				2,000		4,709
01 Personal services (net)	54.2	67,200	25.2	33,500	17	24,762

By objects	Obligations		
	Estimate, 1947	Estimate, 1946	Actual, 1945
<b>OTHER OBLIGATIONS</b>			
02 Travel	\$600	\$400	\$309
07 Other contractual services	500	350	257
08 Supplies and materials	3,500	1,950	602
09 Equipment	8,200	100	22
Total other obligations	12,800	2,800	1,190
Grand total obligations	80,000	36,300	25,952
Allotted from "White pine blister rust control, Department of Agriculture (transfer to Interior)"	-80,000	-36,300	-25,952
Total estimate or appropriation			

Soil and Moisture Conservation Operations, Department of the Interior (Bureau of Indian Affairs)—

By objects	Obligations					
	Estimate, 1947		Estimate, 1946		Actual, 1945	
<b>PERSONAL SERVICES, DEPARTMENTAL</b>	Man-years	Total salary	Man-years	Total salary	Man-years	Total salary
Clerical, administrative, and fiscal service:						
Grade 7. Range \$2,980 to \$3,640	1	\$3,200	1	\$3,191	1	\$2,678
Grade 4. Range \$2,100 to \$2,496	1	2,232	1	2,232	1	1,860
Grade 3. Range \$1,902 to \$2,298	3	5,838	3	5,798	2.3	3,719
Grade 2. Range \$1,704 to \$2,100	1	1,770	1	1,737	1.2	1,705
Professional service:						
Grade 6. Range \$6,230 to \$7,070:						
Director	1	6,440	1	6,416	1	5,600
Grade 5. Range \$5,180 to \$6,020:						
Associate director	1	5,390	1	5,301	1	4,600
Total permanent, departmental	8	24,870	8	24,675	7.5	20,162
Overtime pay, departmental				376		3,415
All personal services, departmental	8	24,870	8	25,051	7.5	23,577
<b>PERSONAL SERVICES, FIELD</b>						
Clerical, administrative, and fiscal service:						
Grade 7. Range \$2,980 to \$3,640	6	19,441	6	19,000	6	16,725
Grade 5. Range \$2,320 to \$2,980	1	2,430	1	2,375	1	2,050
Grade 4. Range \$2,100 to \$2,496	4	10,945	4	8,845	2.5	4,830
Grade 3. Range \$1,902 to \$2,298	6	12,095	6	11,918	7.2	11,912
Grade 2. Range \$1,704 to \$2,100	8	13,835	8	13,676	7.7	12,662
Professional service:						
Grade 5. Range \$5,180 to \$6,020:						
Soil conservationist	3	16,940	3	16,660	2.8	13,833
Grade 4. Range \$4,300 to \$5,180:						
Soil conservationist	4	18,810	4	18,135	3.9	15,000
Conservation engineer	1	4,300	1	4,300		
Soil scientist	1	4,300	1	4,300		
Grade 3. Range \$3,640 to \$4,300:						
Soil conservationist	6	23,150	6	22,783	6.7	22,245
Conservation engineer	4.2	16,880	4.2	16,752	3.3	11,655
Soil scientist	3	11,801	3	11,580	2	7,100
Grade 2. Range \$2,980 to \$3,640	18	57,745	18	56,646	13.4	35,192
Grade 1. Range \$2,320 to \$2,980	1	2,320	1	2,320	2.8	5,712
Subprofessional service:						
Grade 7. Range \$2,650 to \$3,310	1	2,650	1	2,650		
Grade 6. Range \$2,320 to \$2,980	4	10,001	4	9,775	5	10,516
Grade 5. Range \$2,100 to \$2,496	4	9,210	4	9,038	4.8	8,675
Grade 4. Range \$1,902 to \$2,298	3	6,245	3	6,206	2.5	4,055
Grade 2. Range \$1,572 to \$1,968	3	5,073	3	4,930	3	3,975
Crafts, protective, and custodial service:						
Grade 7. Range \$2,364 to \$2,870	1	2,496	1	2,496	1	2,100
Grade 6. Range \$2,166 to \$2,562	1	2,562	1	2,562	1	2,220
Grade 4. Range \$1,770 to \$2,166	5	9,510	19	34,631	17	26,250
Grade 3. Range \$1,572 to \$1,902	1	1,836	1	1,819	1	1,485
Total permanent, field	89.2	264,575	103.2	283,397	94.6	218,192
Temporary employment, field	4	5,900	4	5,900	3.1	4,572
W. A. E. employment, field	78.4	110,020	27.5	38,797	32	43,054
Overtime pay, field				9,353		53,339
All personal services, field	171.6	380,495	134.7	337,447	129.7	319,157
Total, departmental and field	179.6	405,365	142.7	362,498	137.2	342,734
Deduct quarters and subsistence furnished		15,260		15,260		12,730
01 Personal services (net)	179.6	390,105	142.7	347,238	137.2	330,004
<b>OTHER OBLIGATIONS</b>						
02 Travel		17,000		15,800		14,976
03 Transportation of things		2,500		1,500		1,684
04 Communication services		1,000		1,000		558
05 Rents and utility services		7,500		7,500		7,570
06 Printing and binding		750		750		
07 Other contractual services		88,000		63,928		16,163
08 Supplies and materials		31,145		6,700		41,047
09 Equipment		55,000		36,500		4,699
Total other obligations		202,895		133,678		86,697
Grand total obligations		593,000		480,916		416,701
Reimbursements for services performed						-550



By objects	Obligations		
	Estimate, 1947	Estimate, 1946	Actual, 1945
Allotted from "Soil and moisture conservation operations, Department of the Interior".....	- \$593,000	- \$480,916	- \$416,151
Total estimate or appropriation.....			

**Agriculture and Stock Raising Among Indians—**

*Agriculture and stock raising:* For the [purpose of developing] development of agriculture and stock raising among the Indians, including [necessary personnel, traveling and other expenses, and purchase of supplies and equipment, \$600,000, of which not to exceed \$10,000 may be used to conduct] agricultural experiments and demonstrations [on Indian school or agency farms] and [to maintain] maintenance of a supply of suitable plants or seed for issue to Indians[, and not to exceed \$33,500 may be used for]; the operation and maintenance of a sheep breeding station on the Navajo Reservation[, and not to exceed \$5,000 may be used for defraying]; the expenses of Indian fairs, including premiums for exhibits; and the development, repair, maintenance, and operation of domestic and stock water facilities. \$976,000. (25 U. S. C. 13; Act of July 3, 1945, Public Law 123.)

Estimate 1947, \* \$976,000      Appropriated 1946, \$600,000

\* Includes \$144,145 transferred from appropriations as follows:  
 "Water supply for Indians in Arizona, New Mexico, and Utah"..... \$120,645  
 "Irrigation, Indian reservations (reimbursable)"..... 23,500  
 and excludes \$43,235 transferred to appropriations as follows:  
 "Salaries and expenses, Bureau of Indian Affairs"..... 14,830  
 "Salaries and expenses, district offices"..... 24,205  
 "Salaries and expenses, reservation administration"..... 4,200  
 For comparative purposes the amounts provided for 1945 and 1946 are shown in the schedule as transfers.

By objects	Obligations					
	Estimate, 1947		Estimate, 1946		Actual, 1945	
	Man-years	Total salary	Man-years	Total salary	Man-years	Total salary
<b>PERSONAL SERVICES, FIELD</b>						
Clerical, administrative, and fiscal service:						
Grade 8. Range \$3,310 to \$3,970.....	1	\$3,615	1	\$3,560	1	\$3,125
Grade 6. Range \$2,650 to \$3,310.....	1	2,570	1	2,840	1	2,370
Grade 4. Range \$2,100 to \$2,496.....	1 9	4,296	1 9	4,236	1 3	2,600
Grade 3. Range \$1,902 to \$2,298.....	1	1,968	1	1,968	0 4	760
Grade 2. Range \$1,704 to \$2,100.....	2 5	4,495	2 5	4,425	2 3	3,432
Professional service:						
Grade 4. Range \$4,300 to \$5,180:						
Engineer.....	0 5	2,050	0 5	2,050		
Supervisor of extension work.....	1	4,520	1	4,444	0 8	3,360
Agriculture extension agent.....	2	8,600	0 9	3,870		
Animal husbandman.....	1	4,520	1	4,512	1	3,800
Grade 3. Range \$3,640 to \$4,300:						
Associate engineer.....	1	3,640	0 8	2,912	0 5	1,650
Agricultural extension agent.....	24 3	93,730	24 4	93,588	24 3	78,800
Grade 2. Range \$2,980 to \$3,640.....	14	44,118	11	35,178	11 3	30,650
Subprofessional service:						
Grade 8. Range \$2,980 to \$3,640.....	9	30,010	9	29,860	8 1	22,845
Grade 7. Range \$2,650 to \$3,310.....	2	5,300	1	2,650	1	2,300
Grade 6. Range \$2,320 to \$2,980.....	129	311,820	92	225,457	88 5	179,246
Grade 5. Range \$2,100 to \$2,496.....	6	13,326	6	13,326	6 3	11,784
Grade 3. Range \$1,704 to \$2,100.....	16	27,264				
Crafts, protective, and custodial service:						
Grade 9. Range \$2,650 to \$3,310.....	3	9,105	3	9,020	3	7,970
Grade 8. Range \$2,540 to \$3,200.....	5	13,470	5	13,330	4 5	10,744
Grade 7. Range \$2,364 to \$2,870.....	8	20,760	7 3	18,967	5 7	12,134
Grade 6. Range \$2,166 to \$2,562.....	21 5	47,988	20 7	46,104	15	28,564
Grade 5. Range \$1,968 to \$2,364.....	19 5	40,750	17 5	36,576	18 6	32,376
Grade 4. Range \$1,770 to \$2,166.....	7	12,522	4	7,458	4 1	6,180
Grade 3. Range \$1,572 to \$1,902.....	3	4,824	1	1,673	1	1,350
Unclassified.....	2	1,880	21	21,840	18 3	19,220
Total permanent, field.....	282	2,717,241	234 5	589,844	218	465,560
Temporary employment, field.....	16	28,745	13 7	24,681	16	26,830
W. A. E. employment, field.....	17 9	21,200	17 6	18,200	17 2	18,361
Overtime pay, field.....				11,655		107,279
All personal services, field.....	316 1	767,186	265 8	644,380	251 2	618,030
Deduct quarters and subsistence furnished.....		50,875		37,647		39,925
01 Personal services (net).....	316 1	716,311	265 8	606,733	251 2	578,105
<b>OTHER OBLIGATIONS</b>						
02 Travel.....		32,650		13,185		14,630
03 Transportation of things.....		3,500		1,900		2,142
04 Communication services.....		3,370		1,820		1,867
05 Rents and utility services.....		19,570		12,570		13,730
06 Printing and binding.....						4
07 Other contractual services.....		42,202		33,800		39,084
08 Supplies and materials.....		82,497		72,659		84,110
09 Equipment.....		75,900		20,900		21,678
Total other obligations.....		259,689		156,834		177,245
Grand total obligations.....		976,000		763,567		755,330

By objects	Obligations		
	Estimate, 1947	Estimate, 1946	Actual, 1945
Reimbursements for services performed.....			-\$9
Transferred to—			
"Salaries and expenses, Bureau of Indian Affairs".....		+\$14,879	+13,955
"Salaries and expenses, district offices".....		+24,477	+22,592
"Salaries and expenses, reservation administration".....		+4,202	+4,179
Received by transfer from—			
"Water supply for Indians in Arizona, New Mexico, and Utah".....		-101,700	-101,936
"Irrigation, Indian reservations (reimbursable)".....		-23,500	-23,024
Net total obligations.....	\$976,000	681,925	671,107
Covered into Treasury as miscellaneous receipts, Public Law 369.....			+2,510
Excess of obligations over appropriation due to Public Law 106.....		-\$1,925	
Estimated savings, unobligated balance.....			7,583
Total estimate or appropriation.....	976,000	600,000	681,000

**Revolving Fund for Loans to Indians and Indian Corporations—**

*Revolving fund for loans:* To increase the revolving loan fund [established] for [the purpose of] making [and administering] loans to individual Indians, Indian associations, and Indian chartered corporations in accordance with [section 10] sections 10 and 11 of the Act of June 18, 1934 (25 U. S. C. 470), and of making and administering loans to Indians and Indian organizations in accordance with [and 471] and the Acts of June 26, 1936 (25 U. S. C. 506), May 1, 1936 (25 U. S. C. 473a), and July 12, 1943 (57 Stat. 459), [\$250,000, and not to exceed \$125,000 of the revolving fund established pursuant to said Acts, shall be available for all necessary expenses of administering loans to Indians from said fund and other funds, including not to exceed \$3,000 for printing and binding] \$1,500,000, and the authorization of [\$600,000 in the Interior Department Appropriation Act, 1944,] \$750,000 for loans from said revolving fund to individual Indians and Indian organizations otherwise ineligible to participate therein is hereby increased to [\$750,000] \$1,000,000. (Act of July 3, 1945, Public Law 123.)

Estimate 1947, \* \$1,500,000      Appropriated 1946, \$250,000

\* Includes \$25,000 transferred from "Loans to Indians for education (reimbursable)" and excludes \$108,043 transferred to and estimated for under appropriations as follows:  
 "Salaries and expenses, Bureau of Indian Affairs"..... \$38,342  
 "Salaries and expenses, district offices"..... 44,604  
 "Salaries and expenses, reservation administration"..... 5,327  
 "Alaska native service"..... 19,670  
 For comparative purposes the amounts provided for 1945 and 1946 are shown in the schedule as transfers.

By objects	Obligations					
	Estimate, 1947		Estimate, 1946		Actual, 1945	
	Man-years	Total salary	Man-years	Total salary	Man-years	Total salary
<b>PERSONAL SERVICES, FIELD</b>						
Clerical, administrative, and fiscal service:						
Grade 11. Range \$4,300 to \$5,180:						
Credit agent.....			1	\$4,900	1	\$4,200
Accountant and auditor.....			1	4,850	1	4,300
Grade 9. Range \$3,640 to \$4,300:						
Credit agent.....			2	7,500	2	6,400
Grade 4. Range \$2,100 to \$2,496.....			1	2,628	1	2,153
01 Personal services (net).....			5	19,878	5	17,053
<b>OTHER OBLIGATIONS</b>						
16 Investments and loans.....		\$2,015,075		1,284,522		1,232,710
Grand total obligations.....		2,015,075		1,304,400		1,249,763
Transferred to—						
"Salaries and expenses, Bureau of Indian Affairs".....				+34,562		+33,159
"Salaries and expenses, district offices".....				+68,656		+71,081
"Salaries and expenses, reservation administration".....				+4,686		+5,457
"Alaska Native Service".....				+19,120		+19,120
Received by transfer from "Loans to Indians for education (reimbursable)".....				-25,000		-14,652
Prior year appropriations and anticipated collections available in 1947, 1946, and 1945.....				-515,075		-1,156,424
Total estimate or appropriation.....		1,500,000		250,000		

**Suppressing Contagious Diseases Among Livestock of Indians—**

*Suppressing contagious diseases among livestock:* The appropriation "Suppressing contagious diseases of livestock on Indian reservations" contained in the Third Supplemental National Defense Appropriation Act, 1942, is hereby continued available until June

BUREAU OF INDIAN AFFAIRS—Continued

Suppressing Contagious Diseases Among Livestock of Indians—Continued

30, [1946] 1947, for the same purposes, and for suppressing contagious diseases among livestock of Indians under the jurisdiction of the Pima Agency, Arizona. (25 U. S. C. 13: Act of July 3, 1945, Public Law 123.)

By objects	Obligations					
	Estimate, 1947		Estimate, 1946		Actual, 1945	
	Man-years	Total salary	Man-years	Total salary	Man-years	Total salary
<b>PERSONAL SERVICES, FIELD</b>						
Clerical, administrative, and fiscal service: Grade 3. Range \$1,902 to \$2,298.....	1	\$1,968	1	\$1,968	0.9	\$1,527
W. A. E. employment, field.....	5	5,800	6.5	7,000	8	8,122
Overtime pay, field.....				145		1,747
All personal services, field.....	6	7,768	7.5	9,113	8.9	11,396
Deduct quarters and subsistence furnished.....		140		140		207
01 Personal services (net).....	6	7,628	7.5	8,973	8.9	11,189
<b>OTHER OBLIGATIONS</b>						
02 Travel.....		250		250		239
03 Transportation of things.....		318		400		433
04 Communication services.....		20		34		92
05 Rents and utility services.....		250		400		529
07 Other contractual services.....		500		700		736
08 Supplies and materials.....		4,244		8,300		9,023
09 Equipment.....		250		1,068		832
Total other obligations.....		5,832		11,152		11,884
Grand total obligations.....		13,460		20,125		23,073
Reappropriation of prior year balance for 1945.....						-56,658
Reappropriation of 1945 balance for 1946.....				-33,585		+33,585
Reappropriation of 1946 balance for 1947.....		-13,460		+13,460		
Total estimate or appropriation.....						

Acquisition of Lands for Indian Tribes—

Acquisition of lands for Indian tribes: For the acquisition of lands, interest in lands, water rights and surface rights to lands, and for expenses incident to such acquisition, in accordance with the provisions of the Act of June 18, 1934 (25 U. S. C. 465), \$1,000,000: Provided, That no part of the sum herein appropriated shall be used for the acquisition of land within the States of Arizona, Colorado, New Mexico, and Wyoming outside of the boundaries of existing Indian reservations.

Estimate 1947, \$1,000,000

By objects	Obligations		
	Estimate, 1947	Estimate, 1946	Actual, 1945
10 Lands and structures.....	\$1,000,000	\$37,105	\$6,990
Prior year balance available in 1945.....			-44,095
1945 balance available in 1946.....		-37,105	+37,105
Total estimate or appropriation.....	1,000,000		

BY PROJECTS OR FUNCTIONS			
1. Navajo, Arizona.....	\$15,000		
2. Consolidated Chippewa, Minnesota.....	40,000		
3. Fort Belknap, Montana.....	25,000		
4. Choctaw, Mississippi.....	20,000		
5. Rocky Boy, Montana.....	50,000		
6. Winnebago (Ponca and Santee), Nebraska.....	30,000		
7. Carson (Reese River), Nevada.....	50,000		
8. Fort Totten, North Dakota.....	30,000		
9. Standing Rock, North Dakota.....	40,000		
10. Turtle Mountain, North Dakota.....	160,000		
11. Cheyenne and Arapaho, Oklahoma.....	40,000		
12. Kiowa, Oklahoma.....	15,000		
13. Cheyenne River, South Dakota.....	20,000		
14. Crow Creek, South Dakota.....	20,000		
15. Lower Brule, South Dakota.....	15,000		
16. Pine Ridge, South Dakota.....	75,000		
17. Rosebud, South Dakota.....	75,000		
18. Sisseton, South Dakota.....	100,000		
19. Yankton, South Dakota.....	30,000		
20. Uintah and Ouray, Utah.....	25,000		
21. Oneida, Wisconsin.....	15,000		
22. Great Lakes, Wisconsin.....	25,000		
23. Miscellaneous landless Indians.....	85,000		
24. Completion of land program initiated in prior years.....		\$37,105	\$6,990
Grand total obligations.....	1,000,000	37,105	6,990
Adjustments (see objects schedule for detail).....		-37,105	-6,990
Total estimate or appropriation.....	1,000,000		

Redemption of Restricted Indian Property Subject to Taxation—

Redemption of restricted Indian property subject to taxation: The unexpended balance of the appropriation of \$25,000 contained in the Interior Department Appropriation Act, fiscal year 1938, for the payment of taxes, including penalties and interest, assessed against individually owned Indian land, title to which is held subject to restrictions against alienation or encumbrance except with the consent or approval of the Secretary, when such land was purchased with trust or restricted funds with the understanding that after purchase it would be nontaxable, as authorized by the Act of June 20, 1936 (49 Stat. 1542) 25 U. S. C. 412a, is hereby continued available for the same purposes until [June 30, 1946] expended. (Act of July 3, 1945, Public Law 123.)

By objects	Obligations		
	Estimate, 1947	Estimate, 1946	Actual, 1945
11 Grants, subsidies, and contributions.....	\$2,567	\$3,000	\$69
Reappropriation of prior year balance in 1945.....			-5,636
Reappropriation of 1945 balance in 1946.....		-5,567	+5,567
Reappropriation of 1946 balance in 1947.....	-2,567	+2,567	
Total estimate or appropriation.....			

Payments to Indians, States, Counties, Etc., Act June 11, 1940—

By objects	Obligations		
	Estimate, 1947	Estimate, 1946	Actual, 1945
10 Lands and structures.....			\$275
11 Grants, subsidies, and contributions.....		\$8,399	6,522
Grand total obligations.....		8,399	6,797
Prior year balance available in 1945.....			-15,196
1945 balance available in 1946.....		-8,399	+8,399
Total estimate or appropriation.....			

Purchase of Improvements on Lands, Havasupai Indian Reservation, Ariz.—

[Purchase of improvements on lands, Havasupai Indian Reservation, Arizona: The unexpended balance of the appropriation under this head in the Interior Department Appropriation Act, 1945, is hereby continued available for the same purposes until June 30, 1946.] (Act of July 3, 1945, Public Law 123.)

By objects	Obligations		
	Estimate, 1947	Estimate, 1946	Actual, 1945
10 Lands and structures.....		\$2,350	\$8,750
Reappropriation of 1945 balance for 1946.....		-2,350	+2,350
Total estimate or appropriation.....			11,100

Supervising Mining Operations on Leased Indian Lands—

[For transfer to the Geological Survey for expenditures to be made in inspecting mines and examining mineral deposits on Indian lands and in supervising mining operations on restricted, tribal, and allotted Indian lands leased under the provisions of the Acts of February 28, 1891 (25 U. S. C. 336, 371, 397), May 27, 1908 (35 Stat. 312), March 3, 1909 (25 U. S. C. 396), and other Acts authorizing the leasing of such lands for mining purposes, including purchase (not to exceed one), maintenance, repair, and operation of passenger-carrying vehicles, and not to exceed \$10,000 for personal services in the District of Columbia, \$94,200.] (43 U. S. C. 31; Act of July 3, 1945, Public Law 123.)

Appropriated 1946, \$94,200

NOTE.—The appropriation under the above title has been transferred to and estimated for under "Geological Survey," mineral leasing. For comparative purposes the amounts appropriated for 1945 and 1946 are shown in the schedule as transfers.

Transferred to "Geological Survey," mineral leasing: 1946, \$94,200; 1945, \$85,000.

Development of Indian Arts and Crafts—

Development of Indian arts and crafts: For the development, under the direction of the Commissioner of Indian Affairs, of Indian arts and crafts, as authorized by the Act of August 27, 1935 (49 Stat. 891) 25 U. S. C. ch. 7A, including expenses of exhibits, not to exceed \$2,500 for printing and binding, and other necessary expenses, [\$31,740] \$35,000, of which not to exceed [\$13,000] \$14,000 shall be available for personal services in the District of

Columbia: *Provided*, That no part of this appropriation shall be used to pay any salary at a rate exceeding \$6,500 per annum. (25 U. S. C. 305; Act of July 3, 1945, Public Law 123.)

Estimate 1947, \$35,000

Appropriated 1946, \$31,740

By objects	Obligations					
	Estimate, 1947		Estimate, 1946		Actual, 1945	
	Man-years	Total salary	Man-years	Total salary	Man-years	Total salary
<b>PERSONAL SERVICES, DEPARTMENTAL</b>						
Clerical, administrative, and fiscal service:						
Grade 6. Range \$2,650 to \$3,310	1	\$3,310	1	\$3,280	1	\$2,775
Grade 4. Range \$2,100 to \$2,496	1	2,100	1	2,100	0.3	450
Grade 3. Range \$1,902 to \$2,298	1	1,902	1	1,902		
Unclassified	1	6,500	1	6,500	0.1	768
Total permanent, departmental	4	13,812	4	13,782	1.4	3,993
Overtime pay, departmental				298		861
All personal services, departmental	4	13,812	4	13,990	1.4	4,854
<b>PERSONAL SERVICES, FIELD</b>						
Clerical, administrative, and fiscal service:						
Grade 5. Range \$2,320 to \$2,980	1	2,760	0.9	2,488	1	2,275
Grade 4. Range \$2,100 to \$2,496	1	2,166	1	2,166	1	1,800
Grade 3. Range \$1,902 to \$2,298	1	1,968	1	1,943	1	1,620
Professional service:						
Grade 3. Range \$3,640 to \$4,300:						
Assistant business manager	1	3,640	0.5	1,820	0.3	898
Supervisor of arts and crafts	1	3,640	0.5	1,820		
Unclassified	0.3	935	0.3	1,000	0.7	2,581
Total permanent, field	5.3	15,109	4.2	11,237	4	9,174
Overtime pay, field				440		1,972
Territorial salary differential, field		1,034		1,028		855
All personal services, field		16,143		12,705		12,174
01 Personal services (net)	9.3	29,965	4.2	26,695	5.4	17,028
<b>OTHER OBLIGATIONS</b>						
02 Travel		3,500		3,500		3,936
03 Transportation of things		125		125		140
04 Communication services		125		125		117
06 Printing and binding		500		500		10
07 Other contractual services		100		100		81
08 Supplies and materials		595		595		107
09 Equipment		100		100		98
Total other obligations		5,045		5,045		4,489
Grand total obligations		35,000		31,740		21,517
Covered into Treasury as miscellaneous receipts, Public Law 369						+96
Estimated savings, unobligated balance						7,387
Total estimate or appropriation		35,000		31,740		29,000

**Irrigation and Drainage, Indian Service—**

*Irrigation and drainage: For the maintenance, operation, repair, and improvement of irrigation and power systems for Indian reservations and allotments; payment of operation and maintenance assessments on Indian lands and within non-Indian irrigation districts; payment of reclamation charges; purchase of water and water rights; including the purchase or rental of equipment, tools and appliances; drainage and protection of irrigable lands from damage by floods or loss of water rights; and for all other necessary expenses, \$1,623,000, of which \$187,927 shall be reimbursable in accordance with existing law, and \$1,320,966, nonreimbursable but from which latter amount expenditures for any one project or system shall not exceed the aggregate receipts for such project or system covered into the Treasury in accordance with section 4 of the Permanent Appropriation Repeal Act, 1934: Provided, That of the latter sum not to exceed \$20,000 shall be available for major repairs in case of unforeseen emergencies caused by fire, flood, or storm. (25 U. S. C. 13, 381, 385; Acts of June 10, 1896; Apr. 21, 1904; Dec. 21, 1904; Mar. 3, 1905; June 21, 1906; Mar. 1, 1907; Apr. 30, 1908; May 30, 1908; June 25, 1910; Apr. 4, 1910; Aug. 1, 1914; May 18, 1916; June 30, 1919; June 7, 1924; May 26, 1926; Mar. 4, 1929; Mar. 2, 1934; Aug. 27, 1935; Feb. 24, 1938; Aug. 11, 1939; July 1, 1940; May 28, 1941.)*

Estimate 1947, \$1,623,000

Transferred from appropriations as follows:	
"Irrigation, Indian reservations (reimbursable) and (receipt limitation)"	\$203,986
"Maintenance, San Carlos irrigation project, Gila River reservation, Arizona (receipt limitation)"	355,074
"Improvement and maintenance, irrigation system, Colorado River reservation, Arizona (reimbursable) and (receipt limitation)"	67,800
"Reclamation and maintenance charges, Yuma project, Arizona and California (reimbursable)"	11,500
"Maintenance, irrigation system, Yuma project, Arizona and California (receipt limitation)"	8,052
"Improvement and maintenance, Fort Hall irrigation system, Idaho (gratuity) and (receipt limitation)"	76,542

"Maintenance, irrigation systems, Fort Belknap reservation, Montana (reimbursable) and (receipt limitation)"	\$18,500
"Maintenance, irrigation systems, Fort Peck reservation, Montana (reimbursable) and (receipt limitation)"	18,000
"Improvement and maintenance, irrigation systems, Blackfeet reservation, Montana (reimbursable) and (receipt limitation)"	28,200
"Maintenance, irrigation systems, Flathead reservation, Montana (reimbursable) and (receipt limitation)"	288,709
"Improvement and maintenance, irrigation systems, Crow reservation, Montana (reimbursable) and (receipt limitation)"	57,596
"Payment to Tongue River water users' association, Montana (reimbursable)"	9,750
"Maintenance assessments, Indian lands, Middle Rio Grande conservancy district, New Mexico (reimbursable)"	5,214
"Improvement and maintenance, irrigation systems, Klamath reservation, Oregon (reimbursable) and (receipt limitation)"	7,500
"Maintenance, irrigation system, Uintah reservation, Utah (reimbursable) and (receipt limitation)"	83,595
"Maintenance, Wapato irrigation and drainage system, etc., Yakima reservation, Washington (reimbursable) and (receipt limitation)"	221,570
"Irrigation charges, Wapato project, Yakima reservation (receipt limitation)"	37,417
"Maintenance, irrigation systems, Wind River reservation and ceded lands, Wyoming (reimbursable) and (receipt limitation)"	56,250
"Maintenance, operation and drainage assessments, Painte Indian lands, Newlands project, Nevada"	5,565
"Maintenance assessments, Uintah Indian irrigation project, Utah	1,000
"Purchase of water, Yakima reservation, Washington"	20,000
"Maintenance of reservoirs, Yakima reservation, Washington"	11,000

For comparative purposes the amounts appropriated for 1945 and 1946 are shown in the schedule as transfers.

By objects	Obligations					
	Estimate, 1947		Estimate, 1946		Actual, 1945	
	Man-years	Total salary	Man-years	Total salary	Man-years	Total salary
<b>PERSONAL SERVICES, FIELD</b>						
Clerical, administrative, and fiscal service:						
Grade 10. Range \$3,970 to \$4,630:						
Power superintendent	1	\$4,492	1	\$4,382	1	\$3,775
Irrigation manager	1	4,465	1	4,382	1	3,775
Grade 9. Range \$3,640 to \$4,300:						
Superintendent of utilities	1	4,080	1	3,970	1	3,525
Grade 8. Range \$3,310 to \$3,970	3	11,287	3	10,957	3	9,327
Grade 7. Range \$2,980 to \$3,640	4	15,951	5.6	18,264	4.2	12,073
Grade 6. Range \$2,650 to \$3,310	3	8,925	3	8,805	4	9,970
Grade 5. Range \$2,320 to \$2,980	7.4	19,979	7.7	20,351	8	18,115
Grade 4. Range \$2,100 to \$2,496	8	18,029	8	17,734	8.2	15,053
Grade 3. Range \$1,902 to \$2,298	15.6	31,542	15.5	30,696	12.5	21,084
Grade 2. Range \$1,704 to \$2,100	5	8,899	5.8	10,231	6.8	10,056
Professional service:						
Grade 5. Range \$3,180 to \$6,020:						
Consulting engineer	0.3	2,500	0.3	2,500	0.3	2,500
Engineer	0.5	2,800	1.5	8,400	1.2	5,872
Project engineer	2.7	15,201	2	10,831	3.1	14,984
Grade 4. Range \$4,300 to \$5,180:						
Irrigation engineer	1	4,520	0.8	3,616		
Engineer	2.5	11,850	2.5	11,520	2.7	10,790
Project engineer	1.5	6,670	1.5	6,670	1.4	4,200
Electrical engineer	1	4,680	1	4,520	1	3,850
Grade 3. Range \$3,640 to \$4,300:						
Associate engineer	3.5	14,583	3.5	14,258	3.5	12,500
Engineer	0.7	2,644	1	3,668	1	3,124
Grade 2. Range \$2,980 to \$3,640	2	6,145	2.5	7,670	1.6	4,096
Grade 1. Range \$2,320 to \$2,980	1	2,705	0.5	1,325		
Subprofessional service:						
Grade 7. Range \$2,650 to \$3,310	3	8,885	3	8,802	2	5,200
Grade 6. Range \$2,320 to \$2,980	2.5	5,995	1.5	3,535	1.5	3,000
Grade 5. Range \$2,100 to \$2,496	1.8	4,138	2.5	5,696	1.6	3,116
Grade 4. Range \$1,902 to \$2,298	1	2,034				
Grade 3. Range \$1,704 to \$2,100	1	1,803	0.8	1,390		
Crafts, protective, and custodial service:						
Grade 10. Range \$2,980 to \$3,640	1	3,420	1	3,288	1	2,700
Grade 9. Range \$2,650 to \$3,310	15.4	45,834	16	46,476	14.9	36,716
Grade 8. Range \$2,320 to \$2,980	20.9	57,714	19.7	54,295	17.9	42,638
Grade 7. Range \$2,100 to \$2,496	26	64,854	25.5	61,170	20.3	42,877
Grade 6. Range \$2,100 to \$2,496	23	50,922	20	45,166	14.5	28,343
Grade 5. Range \$1,902 to \$2,364	41.7	84,230	35.1	69,726	33.8	55,005
Grade 4. Range \$1,770 to \$2,156	49.8	92,338	35.6	67,502	25.6	45,112
Grade 3. Range \$1,572 to \$1,902	50	80,350	25.4	33,025	4.4	5,345
Grade 2. Range \$1,440 to \$1,770	14	20,299	9.4	7,816		
Unclassified	5	10,937	13	22,932	14.4	23,584
Total permanent, field	322.6	735,670	277.2	635,372	217	462,305
Temporary employment, field	65.9	99,527	79.9	119,638	105.3	154,338
W. A. E. employment, field	121.5	181,804	126.1	188,298	133.9	194,984
Overtime pay, field				40,745		162,802
All personal services, field	510	1,017,061	483.2	984,103	456.2	974,229
Deduct quarters and subsistence furnished		33,634		32,877		31,481
01 Personal services (net)	510	983,427	483.2	951,226	456.2	942,748
<b>OTHER OBLIGATIONS</b>						
02 Travel		10,530		10,480		2,654
03 Transportation of things		9,047		10,570		12,323
04 Communication services		2,591		2,459		1,328
05 Rents and utility services		182,890		177,450		168,063
06 Printing and binding		1,025		1,025		10
07 Other contractual services		183,093		488,227		138,994
08 Supplies and materials		179,521		186,824		217,820
09 Equipment		64,426		45,650		28,928
10 Lands and structures		250		250		133
Total other obligations		633,373		922,935		570,253
Grand total obligations		1,616,800		1,874,161		1,513,001

BUREAU OF INDIAN AFFAIRS—Continued

Irrigation and Drainage, Indian Service—Continued

By objects	Obligations		
	Estimate, 1947	Estimate, 1946	Actual, 1945
Transferred to "Geological Survey," gaging streams	+\$6,200	+\$6,200	+\$6,200
Received by transfer from—			
"Irrigation, Indian reservations (reimbursable) and (receipt limitation)"		-209,574	-179,927
"Maintenance, San Carlos irrigation project, Gila River reservation, Arizona (receipt limitation)"		-370,380	-443,343
"Improvement and maintenance, irrigation system, Colorado River reservation, Arizona (reimbursable) and (receipt limitation)"		-89,180	-59,154
"Reclamation and maintenance charges, Yuma project, Arizona and California (reimbursable)"		-11,500	-11,500
"Improvement and maintenance, Fort Hall irrigation system, Idaho (grants) and (receipt limitation)"		-75,680	-64,972
"Maintenance, irrigation systems, Fort Belknap reservation, Montana (reimbursable) and (receipt limitation)"		-17,800	-16,870
"Maintenance, irrigation systems, Fort Peck reservation, Montana (reimbursable) and (receipt limitation)"		-17,780	-14,583
"Improvement and maintenance, irrigation systems, Blackfoot reservation, Montana (reimbursable) and (receipt limitation)"		-27,810	-25,145
"Maintenance, irrigation systems, Flathead reservation, Montana (reimbursable) and (receipt limitation)"		-276,080	-251,954
"Improvement and maintenance, irrigation systems, Crow Reservation, Montana (reimbursable) and (receipt limitation)"		-53,810	-54,081
"Payment to Tongue River water users' association, Montana (reimbursable)"		-9,750	-9,750
"Maintenance, assessments, Indian lands, Middle Rio Grande conservancy district, New Mexico (reimbursable)"		-5,086	-5,086
"Improvement and maintenance, irrigation systems, Klamath Reservation, Oregon (reimbursable) and (receipt limitation)"		-7,065	-6,128
"Maintenance, irrigation system, Uintah Reservation, Utah (reimbursable) and (receipt limitation)"		-66,360	-73,802
"Maintenance, Wapato irrigation and drainage system, etc., Yakima Reservation, Washington (reimbursable) and (receipt limitation)"		-211,610	-212,327
"Irrigation charges, Wapato project, Yakima Reservation (receipt limitation)"		-336,750	
"Maintenance, irrigation systems, Wind River Reservation and ceded lands, Wyoming (reimbursable) and (receipt limitation)"		-53,610	-50,133
"Reclamation charges, Paiute Indian lands, Newlands project, Nevada" and "Maintenance, operation and drainage assessments, Paiute Indian lands, Newlands project, Nevada"		-8,446	-8,446
"Maintenance, assessments, Uintah Indian irrigation project, Utah"		-1,000	-1,000
"Purchase of water, Yakima Reservation, Washington"		-20,000	-20,000
"Maintenance of reservoirs, Yakima Reservation, Washington"		-11,000	-11,000
Total estimate or appropriation	1,623,000		

BY PROJECTS OR FUNCTIONS			
1. Miscellaneous projects	\$16,500	\$16,500	\$8,631
2. Ak Chin	4,100	4,000	3,996
3. Chin Chui	4,100	4,000	4,037
4. Fort Apache	5,342	4,632	4,253
5. San Carlos Reservation	5,916	5,261	5,281
6. Navajo	51,032	68,532	40,012
7. Hopi	1,565	1,500	1,482
8. San Xavier	3,500	1,945	2,114
9. Truxton Canyon	1,815	1,815	1,061
10. Salt River	8,912	5,962	
11. Mission	10,589	10,214	6,822
12. Southern Ute	17,350	16,379	12,458
13. Tongue River	3,250	3,250	2,194
14. Pyramid Lake	4,750	3,942	3,414
15. Walker River	6,980	6,380	5,649
16. Western Shoshone	9,750	9,200	9,121
17. Miscellaneous Pueblos	24,030	21,845	20,582
18. Mesalero	2,625	2,500	2,487
19. Warm Springs	4,100	3,500	3,137
20. Colville	11,180	10,525	9,153
21. Lummi	2,500	2,500	5,874
22. White Narrows			1,149
23. San Carlos Project	385,074	356,882	404,698

By projects or functions	Obligations		
	Estimate, 1947	Estimate, 1946	Actual, 1945
24. Colorado River	\$67,800	\$88,656	\$53,765
25. Yuma	19,552	11,500	11,500
26. Fort Hall	76,542	66,516	56,499
27. Fort Belknap	18,500	17,426	14,714
28. Fort Peck	18,000	16,958	12,672
29. Blackfoot	28,200	26,840	21,384
30. Flathead	288,709	268,782	222,282
31. Crow	56,096	51,422	46,500
32. Tongue River Payment	9,750	9,750	9,750
33. Newlands	5,565	8,446	8,446
34. Middle Rio Grande	5,214	5,086	5,086
35. Klamath	7,500	6,995	5,458
36. Uintah, operation and maintenance	83,595	65,114	64,160
37. Uintah, assessments	1,000	1,000	1,000
38. Wapato, operation and maintenance	221,150	206,841	181,149
39. Wapato, irrigation charges	37,417	336,750	
40. Wapato, purchase of water	20,000	20,000	20,000
41. Wapato, maintenance of reservoirs	11,000	11,000	11,000
42. Wind River	56,250	53,070	42,838
43. Overtime pay		40,745	162,802
Grand total obligations	1,616,800	1,874,161	1,508,901
Adjustments (see objects schedule for detail)	+6,200	-1,874,161	-1,508,901
Total estimate or appropriation	1,623,000		

【DEVELOPMENT OF WATER SUPPLY】

Water Supply for Indians in Arizona, New Mexico, and Utah—

【For the development, rehabilitation, repair, maintenance, and operation of domestic and stock water facilities on the Navajo Reservation in Arizona, New Mexico, and Utah, the Hopi Reservation in Arizona, the Papago Reservation in Arizona, and the several Pueblos in New Mexico, including the purchase and installation of pumping and other equipment, \$95,000.】 (25 U. S. C. 13; Act of July 3, 1945, Public Law 123.)

Appropriated 1946, \$95,000

NOTE.—The appropriation under the above title has been transferred to and estimated for under "Agriculture and stock raising among Indians." For comparative purposes the amounts appropriated for 1945 and 1946 are shown in the schedule as transfers.

By objects	Obligations		
	Estimate, 1947	Estimate, 1946	Actual, 1945
Reimbursements for services performed			-\$2,462
Transferred to "Agriculture and stock raising among Indians"		+\$101,700	+101,936
Net total obligations		101,700	99,474
Covered into Treasury as miscellaneous receipts, Public Law 369			+104
Excess of obligations over appropriation due to Public Law 106		-6,700	
Estimated savings, unobligated balance			422
Total estimate or appropriation		95,000	100,000

【IRRIGATION AND DRAINAGE】

Irrigation, Indian Reservations (Reimbursable)—  
 Maintenance, Fruitlands Irrigation Project, Navajo Reservation, N. Mex. (Receipt Limitation)—  
 Maintenance, Ganado Irrigation Project, Navajo Reservation, Ariz. (Receipt Limitation)—  
 Maintenance, Hogback Irrigation Project, Navajo Reservation, N. Mex. (Receipt Limitation)—  
 Maintenance, Miscellaneous Irrigation Projects, Navajo Reservation, Ariz. and N. Mex. (Receipt Limitation)—  
 Maintenance, Irrigation System, Morongo Reservation, Calif. (Receipt Limitation)—  
 Maintenance, Irrigation System, Pala and Rincon Reservations, Calif. (Receipt Limitation)—  
 Maintenance, Miscellaneous Irrigation Projects, Calif. (Receipt Limitation)—  
 Maintenance, Pine River Irrigation Project, Southern Ute Reservation, Colo. (Receipt Limitation)—  
 Maintenance, Irrigation System, Tongue River Reservation, Mont. (Receipt Limitation)—  
 Maintenance, Irrigation System, Pyramid Lake Reservation, Nev. (Receipt Limitation)—  
 Maintenance, Irrigation System, Walker River Reservation, Nev. (Receipt Limitation)—  
 Maintenance, Irrigation System, Western Shoshone Reservation, Nev. (Receipt Limitation)—  
 Maintenance, Irrigation System, Colville Reservation, Wash. (Receipt Limitation)—

**Maintenance, Lummi Irrigation Project, Wash. (Receipt Limitation)—**

**Maintenance, Irrigation System, Salt River Reservation, Ariz. (Receipt Limitation)—**

For the construction, repair, and maintenance of irrigation systems, and for purchase or rental of irrigation tools and appliances, water rights, ditches, and lands necessary for irrigation purposes for Indian reservations and allotments; for operation of irrigation systems or appurtenances thereto when no other funds are applicable or available for the purpose; for drainage and protection of irrigable lands from damage by floods or loss of water rights, upon the Indian irrigation projects named below, \$255,000, reimbursable, together with \$51,100 operation and maintenance collections, from which latter amount expenditures for any one project shall not exceed the aggregate receipts from such project covered into the Treasury pursuant to section 4 of the Permanent Appropriation Repeal Act, 1934: ]

Miscellaneous projects, \$40,000; Arizona: Ak Chin, \$4,000; Chiu Chui, \$4,000; Fort Apache, \$4,500; San Carlos, \$5,000; Navajo, miscellaneous projects, Arizona and New Mexico, \$41,535; together with \$25,500 (Fruitlands, \$9,000; Ganado, \$1,500; Hogback, \$7,000; miscellaneous projects, \$8,000), collections; Hopi, miscellaneous projects, \$1,500; San Xavier, \$2,000; Truxton Canon, \$1,815; Salt River, \$3,400, together with \$2,600, collections; California: Mission, \$7,000, together with \$3,000 (Morongo, \$1,000; Pala and Rincon, \$1,000); miscellaneous projects, \$1,000), collections; Colorado: Southern Ute, \$8,000, together with \$8,000, collections; Montana: Tongue River, \$2,250, together with \$1,000, collections; Nevada: Pyramid Lake, \$3,500, together with \$500, collections; Walker River, \$4,500, together with \$1,500, collections; Western Shoshone, \$8,000, together with \$2,000, collections; New Mexico: Miscellaneous Pueblos, \$24,300; Mescalero, \$2,500; Oregon: Warm Springs, \$3,500; Washington: Colville, \$5,200, together with \$5,000, collections; Lummi diking project, \$500, together with \$2,000, collections; and for necessary miscellaneous expenses incident to the general administration of Indian irrigation projects, including pay of employees and their traveling and incidental expenses, \$78,000; *Provided*, That the foregoing amounts shall be available interchangeably in the discretion of the Secretary, for necessary expenditures for damages by floods and other unforeseen exigencies, but the amounts so interchanged shall not exceed in the aggregate 5 per centum of all the amounts so appropriated; *Provided further*, That the cost of irrigation projects and of operating and maintaining such projects where reimbursement thereof is required by law shall be apportioned on a per-acre basis against the lands under the respective projects and shall be collected by the Secretary as required by such law, and any unpaid charges outstanding against such lands shall constitute a first lien thereon which shall be recited in any patent or instrument issued for such lands. ] (25 U. S. C. 381, 385; Act of June 25, 1910, Public Law 313; Act of Aug. 1, 1914, Public Law 160; Act of Mar. 2, 1934, Public Law 109; Act of July 3, 1945, Public Law 123.)

Appropriated 1946, \$306,100

NOTE.—The appropriation under the above titles has been transferred to and estimated for under appropriations as follows:

"Salaries and expenses, Bureau of Indian Affairs".....	\$9,680
"Salaries and expenses, district offices".....	80,140
"Agriculture and stock raising among Indians".....	23,500
"Irrigation and drainage, Indian Service".....	203,986

For comparative purposes the amounts appropriated for 1945 and 1946 are shown in the schedule as transfers.

By objects	Obligations		
	Estimate, 1947	Estimate, 1946	Actual, 1945
Reimbursements for services performed.....			-\$2,354
Transferred to—			
"Salaries and expenses, Bureau of Indian Affairs".....		+\$11,906	+5,100
"Salaries and expenses, district offices".....		+\$1,320	+70,423
"Agriculture and stock raising among Indians".....		+23,500	+23,024
"Irrigation and drainage, Indian Service".....		+209,574	+179,927
"Maintenance irrigation system, Uintah Reservation, Utah".....			+3,155
Net total obligations.....		326,300	279,275
Covered into Treasury as miscellaneous receipts, Public Law 369.....			+827
Excess of obligations over appropriation due to Public Law 106.....		-20,200	
Estimated savings, unobligated balance.....			66,528
Total estimate or appropriation.....		306,100	346,630

**Maintenance, San Carlos Irrigation Project, Gila River Reservation, Ariz. (Receipt Limitation)—**

For operation and maintenance of the San Carlos project for the irrigation of lands in the Gila River Indian Reservation, Arizona, \$125,000 (operation and maintenance collections), and \$216,500 (power revenues), of which latter sum not to exceed \$20,000 shall be available for major repairs in case of unforeseen emergencies caused by fire, flood, or storm, from which amounts of \$125,000 and \$216,500, respectively, expenditures shall not exceed the aggregate receipts covered into the Treasury in accordance with section 4 of the Permanent Appropriation Repeal Act, 1934; in all, \$341,500. ] (Act of May 18, 1916, Public Law 80; Act of June 7, 1924, Public Law 210; Act of July 3, 1945, Public Law 123.)

Appropriated 1946, \$341,500

NOTE.—The appropriation under the above title has been transferred to and estimated for under "Irrigation and drainage, Indian Service." For comparative purposes the amounts appropriated for 1945 and 1946 are shown in the schedule as transfers.

By objects	Obligations		
	Estimate, 1947	Estimate, 1946	Actual, 1945
Reimbursements for services performed.....			-\$58,049
Transferred to "Irrigation and drainage, Indian Service".....		+\$370,380	+443,343
Net total obligations.....		370,380	385,294
Covered into Treasury as miscellaneous receipts, Public Law 369.....			+531
Excess of obligations over appropriation due to Public Law 106.....		-28,880	
Estimated savings, unobligated balance.....			22,955
Total estimate or appropriation.....		341,500	408,780

**Improvement and Maintenance, Irrigation System, Colorado River Reservation, Ariz. (Reimbursable)—**

**Improvement and Maintenance, Irrigation System, Colorado River Reservation, Ariz. (Receipt Limitation)—**

For improvement, operation, and maintenance of the irrigation and power systems on the Colorado River Indian Reservation, Arizona, \$10,500, reimbursable, together with \$31,450 (operation and maintenance collections) and \$44,200 (power revenues), from which amounts of \$31,450 and \$44,200, respectively, expenditures shall not exceed the aggregate receipts covered into the Treasury in accordance with section 4 of the Permanent Appropriation Repeal Act, 1934; in all, \$86,150. ] (Act of Apr. 4, 1910, Public Law 114; Act of July 3, 1945, Public Law 123.)

Appropriated 1946, \$86,150

NOTE.—The appropriation under the above titles has been transferred to and estimated for under "Irrigation and drainage, Indian Service." For comparative purposes the amounts appropriated for 1945 and 1946 are shown in the schedule as transfers.

By objects	Obligations		
	Estimate, 1947	Estimate, 1946	Actual, 1945
Transferred to "Irrigation and drainage, Indian Service".....		+\$89,180	+\$59,154
Excess of obligations over appropriation due to Public Law 106.....		-3,030	
Estimated savings, unobligated balance.....			30,446
Total estimate or appropriation.....		86,150	89,600

**Reclamation and Maintenance Charges, Yuma Project, Ariz. and Calif. (Reimbursable)—**

For reclamation and maintenance charges on Indian lands within the Yuma Reservation, California, and on ten acres within each of the eleven Yuma homestead entries in Arizona under the Yuma reclamation project, \$11,500, reimbursable. ] (Act of Apr. 21, 1904, Public Law 125; Act of Mar. 4, 1929, Public Law 1033; Act of July 3, 1945, Public Law 123.)

Appropriated 1946, \$11,500

NOTE.—The appropriation under the above title has been transferred to and estimated for under "Irrigation and drainage, Indian Service." For comparative purposes the amounts appropriated for 1945 and 1946 are shown in the schedule as transfers.

Transferred to "Irrigation and drainage, Indian Service": 1946, \$11,500; 1945, \$11,500.

**BUREAU OF INDIAN AFFAIRS—Continued**

**Improvement and Maintenance, Fort Hall Irrigation Systems, Idaho—**

**Improvement and Maintenance, Fort Hall Irrigation Systems, Idaho (Receipt Limitation)—**

【For improvements, maintenance, and operation of the Fort Hall irrigation systems, Idaho, \$25,820, together with \$37,950, from which amount expenditures shall not exceed the aggregate receipts covered into the Treasury in accordance with section 4 of the Permanent Appropriation Repeal Act, 1934.】 (Act of Mar. 1, 1907, Public Law 154; Act of July 3, 1945, Public Law 123.)

Appropriated 1946, \$63,770

NOTE.—The appropriation under the above titles has been transferred to and estimated for under "Irrigation and drainage, Indian Service." For comparative purposes the amounts appropriated for 1945 and 1946 are shown in the schedule as transfers.

By objects	Obligations		
	Estimate, 1947	Estimate, 1946	Actual, 1945
Reimbursements for services performed... Transferred to "Irrigation and drainage, Indian Service".....			-\$106 +64,972
Net total obligations.....		75,680	64,866
Excess of obligations over appropriation due to Public Law 106.....		-11,910	
Estimated savings, unobligated balance.....			134
Total estimate or appropriation.....		63,770	65,000

**Maintenance, Irrigation Systems, Fort Belknap Reservation, Mont. (Reimbursable)—**

**Maintenance, Irrigation Systems, Fort Belknap Reservation, Mont. (Receipt Limitation)—**

【For maintenance and operation, repairs, and purchase of stored waters, irrigation systems, Fort Belknap Reservation, Montana, \$12,500, reimbursable, together with \$4,000, from which amount expenditures shall not exceed the aggregate receipts covered into the Treasury in accordance with section 4 of the Permanent Appropriation Repeal Act, 1934.】 (Act of June 10, 1896; Act of July 3, 1945, Public Law 123.)

Appropriated 1946, \$16,500

NOTE.—The appropriation under the above titles has been transferred to and estimated for under "Irrigation and drainage, Indian Service." For comparative purposes the amounts appropriated for 1945 and 1946 are shown in the schedule as transfers.

By objects	Obligations		
	Estimate, 1947	Estimate, 1946	Actual, 1945
Transferred to "Irrigation and drainage, Indian Service".....		+ \$17,890	+ \$16,570
Covered into Treasury as miscellaneous receipts, Public Law 369.....			+8
Excess of obligations over appropriation due to Public Law 106.....		-1,390	
Estimated savings, unobligated balance.....			1,302
Total estimate or appropriation.....		16,500	18,180

**Maintenance, Irrigation Systems, Fort Peck Reservation, Mont. (Reimbursable)—**

**Maintenance, Irrigation Systems, Fort Peck Reservation, Mont. (Receipt Limitation)—**

【For maintenance and operation of the several units of the Fort Peck project, Montana, including not to exceed four thousand acres under the West Side Canal of the Poplar River Division, \$7,940, reimbursable, together with \$7,700, from which amount expenditures shall not exceed the aggregate receipts covered into the Treasury in accordance with section 4 of the Permanent Appropriation Repeal Act, 1934.】 (Act of May 30, 1908, Public Law 177; Act of July 3, 1945, Public Law 123.)

Appropriated 1946, \$15,640

NOTE.—The appropriation under the above titles has been transferred to and estimated for under "Irrigation and drainage, Indian Service." For comparative purposes the amounts appropriated for 1945 and 1946 are shown in the schedule as transfers.

By objects	Obligations		
	Estimate, 1947	Estimate, 1946	Actual, 1945
Transferred to "Irrigation and drainage, Indian Service".....		+ \$17,780	+ \$14,583

By objects	Obligations		
	Estimate, 1947	Estimate, 1946	Actual, 1945
Excess of obligations over appropriation due to Public Law 106.....		-\$2,140	
Estimated savings, unobligated balance.....			\$57
Total estimate or appropriation.....		15,640	14,640

**Improvement and Maintenance, Irrigation Systems, Blackfeet Reservation, Mont. (Reimbursable)—**

**Improvement and Maintenance, Irrigation Systems, Blackfeet Reservation, Mont. (Receipt Limitation)—**

【For the improvement, maintenance, and operation of the irrigation systems on the Blackfeet Indian Reservation in Montana, \$10,300, reimbursable, together with \$15,000, from which amount expenditures shall not exceed the aggregate receipts covered into the Treasury in accordance with section 4 of the Permanent Appropriation Repeal Act, 1934.】 (Act of June 10, 1896; Act of July 3, 1945, Public Law 123.)

Appropriated 1946, \$25,300

NOTE.—The appropriation under the above titles has been transferred to and estimated for under "Irrigation and drainage, Indian Service." For comparative purposes the amounts appropriated for 1945 and 1946 are shown in the schedule as transfers.

By objects	Obligations		
	Estimate, 1947	Estimate, 1946	Actual, 1945
Reimbursements for services performed... Transferred to "Irrigation and drainage, Indian Service".....			-\$441 +25,145
Net total obligations.....		27,810	24,704
Excess of obligations over appropriation due to Public Law 106.....		-2,510	
Estimated savings, unobligated balance.....			4,951
Total estimate or appropriation.....		25,300	29,655

**Maintenance, Irrigation Systems, Flathead Reservation, Mont. (Reimbursable)—**

**Maintenance, Irrigation Systems, Flathead Reservation, Mont. (Receipt Limitation)—**

【For operation and maintenance of the irrigation and power systems on the Flathead Reservation, Montana, \$5,500, reimbursable, together with \$128,400 (operation and maintenance collections) and \$116,400 (power revenues), from which amounts of \$128,400 and \$116,400, respectively, expenditures shall not exceed the aggregate receipts covered into the Treasury in accordance with section 4 of the Permanent Appropriation Repeal Act, 1934; in all, \$250,300.】 (Act of Apr. 30, 1908, Public Law 104; Act of July 3, 1945, Public Law 123.)

Appropriated 1946, \$250,300

NOTE.—The appropriation under the above titles has been transferred to and estimated for under "Irrigation and drainage, Indian Service." For comparative purposes the amounts appropriated for 1945 and 1946 are shown in the schedule as transfers.

By objects	Obligations		
	Estimate, 1947	Estimate, 1946	Actual, 1945
Reimbursements for services performed... Transferred to "Irrigation and drainage, Indian Service".....			-\$3,979 +251,954
Net total obligations.....		276,080	247,975
Covered into Treasury as miscellaneous receipts, Public Law 369.....			+78
Excess of obligations over appropriation due to Public Law 106.....		-25,780	
Estimated savings, unobligated balance.....			30,797
Total estimate or appropriation.....		250,300	278,850

**Improvement and Maintenance, Irrigation Systems, Crow Reservation, Mont. (Reimbursable)—**

**Improvement and Maintenance, Irrigation Systems, Crow Reservation, Mont. (Receipt Limitation)—**

【For improvement, maintenance, and operation of the irrigation systems on the Crow Reservation, Montana, including maintenance assessments payable to the Two Leggings Water Users' Association and Bozeman Trail Ditch Company, Montana, properly assessable against lands allotted to the Indians and irrigable thereunder, \$4,500, reimbursable, together with \$44,500, from which amount expenditures shall not exceed the aggregate receipts covered into the Treasury in accordance with section 4 of the Permanent



Appropriation Repeal Act, 1934.] (Act of June 30, 1919, Public Law 3; Act of May 26, 1926, Public Law 299; Act of July 3, 1945, Public Law 123.)

Appropriated 1946, \$49,000

NOTE.—The appropriation under the above titles has been transferred to and estimated for under "Irrigation and drainage, Indian Service." For comparative purposes the amounts appropriated for 1945 and 1946 are shown in the schedule as transfers.

By objects	Obligations		
	Estimate, 1947	Estimate, 1946	Actual, 1945
Reimbursements for services performed			-\$879
Transferred to "Irrigation and drainage, Indian Service"		+\$53, 810	+54, 081
Net total obligations		53, 810	53, 202
Excess of obligations over appropriation due to Public Law 106		-4, 810	
Estimated savings, unobligated balance			698
Total estimate or appropriation		49, 000	53, 900

Payment to Tongue River Water Users' Association, Mont. (Reimbursable)—

【For the payment to the Tongue River Water Users' Association, Montana, or the State Water Conservation Board of Montana, in accordance with the provisions of the Act approved August 11, 1939 (53 Stat. 1411), \$9,750, reimbursable as provided in said Act.】 (Act of July 3, 1945, Public Law 123.)

Appropriated 1946, \$9,750

NOTE.—The appropriation under the above title has been transferred to and estimated for under "Irrigation and drainage, Indian Service." For comparative purposes the amounts appropriated for 1945 and 1946 are shown in the schedule as transfers.

Transferred to "Irrigation and drainage, Indian Service": 1946, \$9,750; 1945, \$9,750.

Reclamation Charges, Paiute Indian Lands, Newlands Project, Nev.—

Maintenance, Operation and Drainage Assessments, Paiute Indian Lands, Newlands Project, Nev.—

【For payment of annual installment of reclamation charges against Paiute Indian lands within the Newlands reclamation project, Nevada, \$2,881; and for payment in advance, as provided by district law, of operation and maintenance assessments, including assessments for the operation of drains to the Truckee-Carson irrigation district, \$5,565, to be immediately available; in all, \$8,446.】 (25 U. S. C. 13; Act of July 3, 1945, Public Law 123.)

Appropriated 1946, \$8,446

NOTE.—The appropriation under the above titles has been transferred to and estimated for under "Irrigation and drainage, Indian Service." For comparative purposes the amounts appropriated for 1945 and 1946 are shown in the schedule as transfers.

Transferred to "Irrigation and drainage, Indian Service": 1946, \$8,446; 1945, \$8,446.

Maintenance Assessments, Indian Lands, Middle Rio Grande Conservancy District, N. Mex. (Reimbursable)—

Maintenance Assessments, Indian Lands, Middle Rio Grande Conservancy District, N. Mex.—

【For operation and maintenance assessments on Indian lands, and the buildings and grounds of the Albuquerque Indian School, within the Middle Rio Grande Conservancy District, New Mexico, \$5,086, of which amount \$3,948 shall be reimbursed in accordance with existing law.】 (Act of Aug. 27, 1935, Public Law 552; Act of July 3, 1945, Public Law 123.)

Appropriated 1946, \$5,086

NOTE.—The appropriation under the above titles has been transferred to and estimated for under "Irrigation and drainage, Indian Service." For comparative purposes the amounts appropriated for 1945 and 1946 are shown in the schedule as transfers.

Transferred to "Irrigation and drainage, Indian Service": 1946, \$5,086; 1945, \$5,086.

Improvement and Maintenance, Irrigation Systems, Klamath Reservation, Oreg. (Reimbursable)—

Improvement and Maintenance, Irrigation Systems, Klamath Reservation, Oreg. (Receipt Limitation)—

【For improvements, maintenance, and operation of miscellaneous irrigation projects on the Klamath Reservation, Oregon, \$1,575, reimbursable, together with \$5,000, from which amount expenditures shall not exceed the aggregate receipts from operation and maintenance collections on the Sand Creek and Modoc Point units covered into the Treasury in accordance with section 4 of the Permanent Appropriation Repeal Act, 1934.】 (25 U. S. C. 13; Act of July 3, 1945, Public Law 123.)

Appropriated 1946, \$6,575

NOTE.—The appropriation under the above titles has been transferred to and estimated for under "Irrigation and drainage, Indian Service." For comparative purposes the amounts appropriated in 1945 and 1946 are shown in the schedule as transfers.

By objects	Obligations		
	Estimate, 1947	Estimate, 1946	Actual, 1945
Transferred to "Irrigation and drainage, Indian Service"		+\$7, 065	+\$6, 128
Excess of obligations over appropriation due to Public Law 106		-490	
Estimated savings, unobligated balance			1, 562
Total estimate or appropriation		6, 575	7, 690

Maintenance, Irrigation System, Uintah Reservation, Utah (Reimbursable)—

Maintenance, Irrigation System, Uintah Reservation, Utah (Receipt Limitation)—

【For continuing operation and maintenance and betterment of the irrigation system to irrigate allotted lands of the Uncompahgre, Uintah, and White River Utes in Utah, authorized under the Act of June 21, 1906 (34 Stat. 375), \$19,750, reimbursable, together with \$43,040 from which amount expenditures shall not exceed the aggregate receipts covered into the Treasury in accordance with section 4 of the Permanent Appropriation Repeal Act, 1934.】 (Act of July 3, 1945, Public Law 123.)

Appropriated 1946, \$62,790

NOTE.—The appropriation under the above titles has been transferred to and estimated for under "Irrigation and drainage, Indian Service." For comparative purposes the amounts appropriated for 1945 and 1946 are shown in the schedule as transfers.

By objects	Obligations		
	Estimate, 1947	Estimate, 1946	Actual, 1945
Reimbursements for services performed			-\$3
Transferred to "Irrigation and drainage, Indian Service"		+\$66, 360	+73, 802
Received by transfer from "Irrigation, Indian reservations (reimbursable)"			-3, 155
Net total obligations		66, 360	70, 644
Excess of obligations over appropriation due to Public Law 106		-3, 570	
Estimated savings, unobligated balance			196
Total estimate or appropriation		62, 790	70, 750

Maintenance Assessments, Uintah Indian Irrigation Project, Utah—

【For payment of operation and maintenance assessments on certain lands within the Uintah Indian irrigation project as authorized by section 4 (a) of the Act of May 28, 1941 (55 Stat. 209), \$1,000.】 (Act of July 3, 1945, Public Law 123.)

Appropriated 1946, \$1,000

NOTE.—The appropriation under the above title has been transferred to and estimated for under "Irrigation and drainage, Indian Service." For comparative purposes the amounts appropriated for 1945 and 1946 are shown in the schedule as transfers.

Transferred to "Irrigation and drainage, Indian Service": 1946, \$1,000; 1945, \$1,000.

Maintenance, Wapato Irrigation and Drainage System, Etc., Yakima Reservation, Wash. (Reimbursable)—

Maintenance, Wapato Irrigation and Drainage System, Etc., Yakima Reservation, Wash. (Receipt Limitation)—

【For operation and maintenance of the Wapato irrigation and drainage system, and auxiliary units thereof, Yakima Indian Reservation, Washington, \$1,000, reimbursable, together with \$184,100 (collections from the water users on the Wapato-Satus, Toppenish-Simcoe, and Ahtanum units), from which amount expenditures shall not exceed the aggregate receipts covered into the Treasury in accordance with section 4 of the Permanent Appropriation Repeal Act, 1934.】 (Act of Dec. 21, 1904, Public Law 3; Act of Aug. 1, 1914, Public Law 160; Act of July 3, 1945, Public Law 123.)

Appropriated 1946, \$185,100

NOTE.—The appropriation under the above titles has been transferred to and estimated for under "Irrigation and drainage, Indian Service." For comparative purposes the amounts appropriated for 1945 and 1946 are shown in the schedule as transfers.

By objects	Obligations		
	Estimate, 1947	Estimate, 1946	Actual, 1945
Transferred to "Irrigation and drainage, Indian Service"		+\$211, 610	+\$212, 327
Covered into Treasury as miscellaneous receipts, Public Law 369			+56
Excess of obligations over appropriation due to Public Law 106		-26, 510	
Estimated savings, unobligated balance			3, 617
Total estimate or appropriation		185, 100	216, 000



BUREAU OF INDIAN AFFAIRS—Continued

Purchase of Water, Yakima Reservation, Wash.—

[For reimbursement to the reclamation fund for stored water to irrigate Indian lands on the Yakima Indian Reservation, Washington, pursuant to the Act of July 1, 1940 (51 Stat. 707), \$20,000.] (Act of Aug. 1, 1914, Public Law 160; Act of July 3, 1945, Public Law 123.)

Appropriated 1946, \$20,000

NOTE.—The appropriation under the above title has been transferred to and estimated for under "Irrigation and drainage, Indian Service." For comparative purposes the amounts appropriated for 1945 and 1946 are shown in the schedule as transfers.

Transferred to "Irrigation and drainage, Indian Service": 1946, \$20,000; 1945, \$20,000.

Maintenance of Reservoirs, Yakima Reservation, Wash.—

[For reimbursement to the reclamation fund the proportionate expense of operation and maintenance of the reservoirs for furnishing stored water to lands in the Yakima Indian Reservation, Washington, in accordance with the provisions of section 22 of the Act of August 1, 1914 (38 Stat. 604), \$11,000.] (Act of July 3, 1945, Public Law 123.)

Appropriated 1946, \$11,000

NOTE.—The appropriation under the above title has been transferred to and estimated for under "Irrigation and drainage, Indian Service." For comparative purposes the amounts appropriated for 1945 and 1946 are shown in the schedule as transfers.

Transferred to "Irrigation and drainage, Indian Service": 1946, \$11,000; 1945, \$11,000.

Irrigation Charges, Wapato Project, Yakima Reservation, Wash. (Receipt Limitation)—

[For reimbursement to the reclamation fund for water furnished the Wapato irrigation project, Yakima Reservation, Washington, for the fiscal years 1937 to 1946, under an agreement of March 31, 1921, \$336,750, from which amount payments shall not exceed the aggregate receipts covered into the Treasury as "Irrigation charges, Wapato-Status project, Washington", pursuant to section 4 of the Permanent Appropriation Repeal Act, 1934.] (Act of Feb. 24, 1938, Public Law 433; Act of July 3, 1945, Public Law 123.)

Appropriated 1946, \$336,750

NOTE.—The appropriation under the above title has been transferred to and estimated for under "Irrigation and drainage, Indian Service." For comparative purposes the amount appropriated for 1946 is shown in the schedule as a transfer.

Transferred to "Irrigation and drainage, Indian Service": 1946, \$336,750.

Settlement of Claims to Water Rights, Gila River, Ariz. (Reimbursable)—

[For settlement of claims to water rights in the Gila River, Arizona, \$114,400, reimbursable, of which amount \$104,400 shall be paid to the Buckeye Irrigation Company and \$10,000 shall be paid to the Arlington Canal Company: *Provided*, That no part of the sum herein appropriated shall be paid until appropriate contracts shall have been executed by and between the Secretary of the Interior and the Buckeye Irrigation Company and the Arlington Canal Company: *Provided further*, That no part of the sum herein appropriated shall be paid until (a) an appropriate contract providing for repayment of the proportionate amount properly chargeable to non-Indian lands in the San Carlos Irrigation and Drainage District shall have been executed by the San Carlos Irrigation and Drainage District and approved by the Secretary of the Interior, and (b) an appropriate resolution shall have been adopted by the Gila River Pima-Maricopa Indian Community Council consenting to the charge of the proportionate amount of the sum herein appropriated as construction costs against all Indian lands within the San Carlos Indian irrigation project, subject to the provisions of the Act of July 1, 1932 (25 U. S. C. 386a).] (Act of July 3, 1945, Public Law 123.)

Appropriated 1946, \$114,400

07 Other contractual services: Obligations—1946, \$114,400.

Maintenance, Irrigation Systems, Wind River Reservation and Ceded Lands, Wyo. (Reimbursable)—

Maintenance, Irrigation Systems, Wind River Reservation and Ceded Lands, Wyo. (Receipt Limitation)—

[For operation and maintenance of irrigation systems within the ceded and diminished portions of the Wind River Reservation, Wyoming, including the Indians' pro rata share of the cost of operation and maintenance of the Riverton-Le Clair irrigation district and the Big Bend drainage district on the ceded reservation, \$18,000, reimbursable, together with \$34,000, from which amount expenditures shall not exceed the aggregate receipts covered into the Treasury in accordance with section 4 of the Permanent Appropriation

Repeal Act, 1934.] (Act of Mar. 3, 1905, Public Law 185; Act of July 3, 1945, Public Law 123.)

Appropriated 1946, \$52,000

NOTE.—The appropriation under the above title has been transferred to and estimated for under "Irrigation and drainage, Indian Service." For comparative purposes the amounts appropriated for 1945 and 1946 are shown in the schedule as transfers.

By objects	Obligations		
	Estimate, 1947	Estimate, 1946	Actual, 1945
Transferred to "Irrigation and drainage, Indian Service".....		+ \$53,610	+ \$50,133
Covered into Treasury as miscellaneous receipts, Public Law 369.....			+ 86
Excess of obligations over appropriation (due to Public Law 106).....		- 1,610	
Estimated savings, unobligated balance.....			6,581
Total estimate or appropriation.....		52,000	56,800

Protection of Project Works, Indian Service (National Defense)—

By objects	Obligations					
	Estimate, 1947		Estimate, 1946		Actual, 1945	
	Man- years	Total salary	Man- years	Total salary	Man- years	Total salary
<b>PERSONAL SERVICES, FIELD</b>						
Crafts, protective, and custodial service: Grade 5, Range \$1,968 to \$2,364.....					3	\$5,040
Unclassified.....					6	7,892
Total permanent, field.....					9	12,932
Temporary employment, field.....					2	3,483
Overtime pay, field.....						3,779
All personal services, field.....					11	20,194
Deduct quarters and subsistence furnished.....						540
01 Personal services (net).....					11	19,654
<b>OTHER OBLIGATIONS</b>						
08 Supplies and materials.....						31
Grand total obligations.....						19,685
Estimated savings, unobligated balance.....						15,315
Total estimate or appropriation.....						35,000

Construction, Etc., Irrigation Systems, Indian Reservations (Reimbursable)—

*Construction, etc., irrigation systems:* For the construction, [repair, and] rehabilitation and improvement of irrigation systems on Indian reservations; [for] the purchase or rental of equipment, tools, and appliances; [for] the acquisition of rights-of-way, and payment of damages in connection with such irrigation systems; [for] the development of domestic and stock water and water for subsistence gardens; [for] the purchase of water rights, ditches, and lands needed for [such projects; and for] irrigation purposes; drainage and protection of irrigable lands from damage by floods or loss of water rights, as follows: ]

[Arizona: Colorado River, \$87,500; Navajo, Arizona and New Mexico, \$50,000; Salt River, \$30,000; ]

[California: Mission, \$10,000; Sacramento, \$10,000; ]

[Montana: Flathead, \$65,000; Fort Belknap, \$6,250; Fort Peck, \$45,000; ]

[Nevada: Carson, \$8,000; Western Shoshone, \$20,000; Pyramid Lake, \$50,000; ]

[Wyoming: Wind River, \$20,000; ]

[Miscellaneous garden tracts, \$50,000; ]

[For surveys, investigations, and administrative expenses, including departmental personal services, and not to exceed \$2,500 for printing and binding, \$115,000; ]

[In all, \$566,750, to be ] ; preparation of raw reservation lands for irrigation farming, expenditures for which shall be repayable on a per acre basis by the lands benefited; and surveys and investigations; \$954,250, reimbursable in accordance with law, and to remain available until completion of the projects; : *Provided*, That the foregoing amounts may be used interchangeably in the discretion of the Secretary, but not more than 10 per centum of any specific amount shall be transferred to any other amount, and no appropriation shall be increased by more than 10 per centum. (25 U. S. C. 13 and 386; Act of July 3, 1945, Public Law 123.)

Estimated 1947, \* \$954,250

Appropriated 1946, \$566,750

\* Excludes \$80,368 transferred to appropriations as follows:  
 "Salaries and expenses, Bureau of Indian Affairs"..... \$16,756  
 "Salaries and expenses, district offices"..... 63,612  
 For comparative purposes the amounts provided for 1945 and 1946 are shown in the schedule as transfers.

By objects	Obligations					
	Estimate, 1947		Estimate, 1946		Actual, 1945	
	Man-years	Total salary	Man-years	Total salary	Man-years	Total salary
<b>PERSONAL SERVICES, FIELD</b>						
Clerical, administrative, and fiscal service						
Grade 10. Range \$3,970 to \$4,630						
Superintendent of construction	1	\$4,520	1	\$4,425	0 8	\$3,120
Grade 9. Range \$3,640 to \$4,300						
Accountant and auditor	1	3,640	1	3,640		
Grade 8. Range \$3,310 to \$3,970	4	13,528	3 3	10,682	1 3	4,050
Grade 7. Range \$2,980 to \$3,640	3	9,678	2 5	7,760	2	5,308
Grade 6. Range \$2,650 to \$3,310	1	2,570	1	2,815	0 4	913
Grade 5. Range \$2,320 to \$2,980	3	7,510	3	7,482	2 4	4,705
Grade 4. Range \$2,000 to \$2,496	1	8,400	3	6,302	1	1,765
Grade 3. Range \$1,902 to \$2,208	6	11,412	4 6	9,198	2 9	4,008
Professional service						
Grade 6. Range \$6,230 to \$7,070						
Assistant director of irrigation	0 5	3,220	0 5	3,220	0 5	2,800
Grade 5. Range \$5,180 to \$6,020						
Electrical engineer	0 5	2,800	0 5	2,800		
Soil engineer	0 8	3,070	0 5	2,960		
Consulting engineer	0 5	2,500	0 5	2,500		
Grade 4. Range \$4,300 to \$5,180						
Irrigation engineer	3	13,560	3	13,450	1 5	5,700
Grade 3. Range \$3,640 to \$4,300						
Associate engineer	5	19,025	4 5	17,178	1 3	4,120
Grade 2. Range \$2,980 to \$3,640	3	9,513	3	9,435	1	2,800
Subprofessional service						
Grade 7. Range \$2,650 to \$3,310	2	5,630	2	5,477		
Grade 6. Range \$2,320 to \$2,980	2	4,970	2	4,917	0 7	1,470
Grade 5. Range \$2,000 to \$2,496	2	4,662	2	4,629	0 1	210
Grade 4. Range \$1,902 to \$2,208	2	4,012	2	3,960	0 2	220
Grade 3. Range \$1,704 to \$2,100	2	3,408	1 5	2,556		
Crafts, protective, and custodial service						
Grade 10. Range \$2,980 to \$3,640	2	6,510	2	6,455	1 2	3,071
Grade 9. Range \$2,650 to \$3,310	2 8	9,965	2 7	8,895	2 3	5,450
Grade 8. Range \$2,320 to \$2,980	2 5	6,835	2 5	6,780	2	4,778
Grade 7. Range \$2,000 to \$2,496	3 3	9,565	3	8,780	1 6	3,741
Grade 6. Range \$1,660 to \$2,562	2 3	4,181	1 3	2,835	0 7	1,265
Grade 5. Range \$1,998 to \$2,364	2	3,936	1	1,908	0 2	206
Grade 4. Range \$1,770 to \$2,166	1	1,770	1	1,770	0 5	653
Grade 3. Range \$1,572 to \$1,902	1	1,704	1	1,641	0 4	651
Grade 2. Range \$1,140 to \$1,770	6	8,772	4	5,826		
Unclassified	6 2	14,426	4 5	7,324	2	4,061
Total permanent, field	75 1	205,633	64 4	177,435	27	65,735
Temporary employment, field	48	120,000	56	140,000	31	63,294
W. A. E. employment, field	34	85,000	34	85,000	17	42,176
Overtime pay, field				4,991		35,245
All personal services, field	157 1	410,633	154 4	407,426	75	206,420
Deduct quarters and subsistence furnished		10,000		9,310		5,546
01 Personal services (net)	157 1	400,633	154 4	398,116	75	200,874
<b>OTHER OBLIGATIONS</b>						
02 Travel		12,920		10,420		2,273
03 Transportation of things		28,850		33,850		2,068
04 Communication services		1,500		1,300		96
05 Rents and utility services		10,735		10,735		4,441
06 Printing and binding						229
07 Other contractual services		32,800		37,800		20,271
08 Supplies and materials		162,912		220,499		46,341
09 Equipment		123,900		98,900		3,663
10 Lands and structures		180,000		180,000		27,143
Total other obligations		553,617		593,594		106,525
Grand total obligations		954,250		901,620		307,399
Reimbursements for services performed						-72,644
Transferred to—						
Salaries and expenses, Bureau of Indian Affairs			+15,240		+8,789	
Salaries and expenses, district offices			+83,087		+82,690	
Prior year balance available in 1945					-493,181	
1945 balance available in 1946			-523,197		+523,197	
Total estimate or appropriation		954,250		506,750		356,250
<b>BY PROJECTS OR FUNCTIONS</b>						
1. Colorado River		\$500,000		\$148,445		\$59,339
2. Hopi				2,272		
3. Navajo		50,000		63,869		23,900
4. Papago		20,000				
5. Salt River		30,000		34,589		26,787
6. Mission		10,000		13,793		3,148
7. Sacramento		15,000		15,057		7,324
8. Owens Valley				22,194		
9. Southern Ute		15,000		1,045		1,783
10. Fort Hall				50,037		4,230
11. Blackfeet				13,216		2,567
12. Crew				651		3,665
13. Flathead				170,419		13,186
14. Fort Belknap		6,250		18,792		
15. Fort Peck		45,000		64,642		11,649
16. Carson		15,500		28,817		2,901
17. Pyramid Lake		25,000		72,731		37,861
18. Walker River				4,482		
19. Western Shoshone		27,500		23,139		17,150
20. United Pueblos		15,000		765		
21. Warm Springs		10,000		2,173		5,723
22. Uintah				420		
23. Colville				7,886		170
24. Wapato				26,528		6,079
25. Wind River		20,000		56,297		13,994
26. Miscellaneous Gardens		50,000		119,370		30,868

By objects	Obligations		
	Estimate, 1947	Estimate, 1946	Actual, 1945
27. Surveys and investigations	\$100,000	\$25,000	\$5,245
28. Overtime pay		4,991	35,245
Grand total obligations	954,250	901,620	307,399
Adjustments (see objects schedule for detail)		-121,870	418,851
Total estimate or appropriation	954,250	506,750	356,250

**[EDUCATION]**

**Indian Schools Support—**

[For the support of Indian schools not otherwise provided for, and for other Indian educational purposes, including apprentice teachers for reservation and non-reservation schools, educational facilities authorized by treaty provisions, care of Indian children of school age attending public and private schools, support and education of deaf, dumb, blind, physically handicapped, delinquent, or mentally deficient Indian children; for subsistence of pupils in boarding schools during summer months, for the tuition (which may be paid in advance) of Indian pupils attending vocational or higher educational institutions, under such regulations as the Secretary may prescribe; not exceeding \$25,000 for cooperation with the State of Oklahoma for the construction and equipment of an Indian arts and crafts building at Anadarko, Oklahoma; and tuition and other assistance for Indian pupils attending public schools, and for the support of Indian museums at Rapid City, South Dakota, and Browning, Montana, and on the Fort Apache Reservation, Arizona, \$5,417,190: *Provided*, That formal contracts shall not be required for payment (which may be made from the date of admission) of such tuition and care of Indian pupils: *Provided further*, That not to exceed \$10,000 of this appropriation may be used for printing and binding (including illustrations) in authorized Indian-school printing plants: *Provided further*, That no part of any appropriation in this Act for the Bureau of Indian Affairs shall be available for expenses of travel for the study of educational systems or practices outside the continental limits of the United States and the Territory of Alaska.] (25 U. S. C. 13, 292a; 41 U. S. C. 16; Act of July 3, 1945, Public Law 123.)

Appropriated 1946, \$5,417,190

NOTE.—The appropriation under the above title has been transferred to and estimated for under appropriations as follows:

"Salaries and expenses, Bureau of Indian Affairs"	\$71,560
"Salaries and expenses, district offices"	107,064
"Education of Indians"	6,238,090
"Welfare of Indians"	192,216

For comparative purposes the amounts appropriated for 1945 and 1946 are shown in the schedule as transfers.

By objects	Obligations		
	Estimate, 1947	Estimate, 1946	Actual, 1945
Reimbursements for services performed			- \$23,988
Transferred to—			
Salaries and expenses, Bureau of Indian Affairs		+ \$71,290	+ 61,986
Salaries and expenses, district offices		+123,429	+127,155
Education of Indians		+5,958,500	+5,751,339
Welfare of Indians		+147,411	+125,627
Received by transfer from—			
Indian schools, Five Civilized Tribes			-11,024
Administration of Indian property			-10,593
Net total obligations		6,303,930	6,050,562
Covered into Treasury as miscellaneous receipts, Public Law 369			+6,162
Excess of obligations over appropriation due to Public Law 106		-886,740	
Estimated savings, nobligated balance			10,216
Total estimate or appropriation		5,417,190	6,066,940

**Loans to Indians for Education (Reimbursable)—**

[For loans to Indians for the payment of tuition and other expenses in recognized high schools and vocational and trade schools, and colleges and universities offering recognized vocational, trade, liberal arts, and professional courses, and for apprentice training in Federal, manufacturing, and other establishments, \$25,000: *Provided*, That advances made under this authorization shall be reimbursed in not to exceed eight years, under such regulations as the Secretary may prescribe.] (25 U. S. C. 13, 471; Act of July 3, 1945, Public Law 123.)

Appropriated 1946, \$25,000

NOTE.—The appropriation under the above title has been transferred to and estimated for under "Revolving fund for loans to Indians and Indian corporations." For comparative purposes the amounts appropriated for 1945 and 1946 are shown in the schedule as transfers.

BUREAU OF INDIAN AFFAIRS—Continued

Loans to Indians for Education (Reimbursable)—Continued

By objects	Obligations		
	Estimate, 1947	Estimate, 1946	Actual, 1945
Transferred to "Revolving fund for loans to Indians and Indian corporations".....		+ \$25,000	+ \$14,652
Estimated savings, unobligated balance.....			10,348
Total estimate or appropriation.....		25,000	25,000

Indian School Buildings—

For lease, purchase, repair, and improvement of buildings at Indian schools not otherwise provided for, including the installation, repair, and improvement of heating, lighting, power, sewer, and water systems in connection therewith, and including the purchase of materials for the use of Indian pupils in the construction of buildings (not to exceed \$1,500 for any one building) at Indian schools not otherwise provided for, \$310,000. (25 U. S. C. 13; Act of July 3, 1945, Public Law 123.)

Appropriated 1946, \$310,000

NOTE.—The appropriation under the above title has been transferred to and estimated for under "Maintenance of buildings, Indian Service." For comparative purposes the amounts appropriated for 1945 and 1946 are shown in the schedule as transfers.

By objects	Obligations		
	Estimate, 1947	Estimate, 1946	Actual, 1945
Reimbursements for services performed.....			-\$1,237
Transferred to "Maintenance of buildings, Indian Service".....		+ \$310,000	+ 319,515
Net total obligations.....		310,000	318,278
Estimated savings unobligated balance.....			1,722
Total estimate or appropriation.....		310,000	320,000

Indian Boarding Schools—

For support and education of Indian pupils at the following nonreservation boarding schools in not to exceed the following amounts respectively: ]

Phoenix, Arizona: For five hundred pupils, including not to exceed \$2,500 for printing and issuing school paper, \$167,600; for pay of superintendent or other officer in charge, drayage, and general repairs and improvements, \$25,000; in all, \$192,600; (25 U. S. C. 13; Act of July 3, 1945, Public Law 123.)

Appropriated 1946, \$192,600

NOTE.—The appropriation under the above title has been transferred to and estimated for under appropriations as follows:  
 "Maintenance of buildings, Indian Service"..... \$20,200  
 "Education of Indians"..... 202,560  
 For comparative purposes the amounts appropriated for 1945 and 1946 are shown in the schedule as transfers.

By objects	Obligations		
	Estimate, 1947	Estimate, 1946	Actual, 1945
Transferred to— "Maintenance of buildings, Indian Service".....		+ \$20,225	+ \$18,358
"Education of Indians".....		+ 199,355	+ 199,549
Grand total obligations.....		219,580	217,907
Covered into Treasury as miscellaneous receipts, Public Law 369.....			+161
Excess of obligations over appropriation due to Public Law 106.....		-26,980	
Estimated savings, unobligated balance.....			2,782
Total estimate or appropriation.....		192,600	220,850

Sherman Institute, Riverside, California: For four hundred pupils, including not to exceed \$2,000 for printing and issuing school paper, \$150,810; for pay of superintendent, drayage, and general repairs and improvements, \$23,500; in all, \$174,310; (25 U. S. C. 13; Act of July 3, 1945, Public Law 123.)

Appropriated 1946, \$174,310

NOTE.—The appropriation under the above title has been transferred to and estimated for under appropriations as follows:  
 "Maintenance of buildings, Indian Service"..... \$18,606  
 "Education of Indians"..... 192,816  
 For comparative purposes the amounts appropriated for 1945 and 1946 are shown in the schedule as transfers.

By objects	Obligations		
	Estimate, 1947	Estimate, 1946	Actual, 1945
Reimbursements for services performed.....			-\$1,127
Transferred to— "Maintenance of buildings, Indian Service".....		+ \$18,716	+ 16,200
"Education of Indians".....		+ 184,444	+ 175,430
"Indian boarding schools," Carson City, Nevada.....			+ 2,000
Net total obligations.....		203,160	192,503
Covered into Treasury as miscellaneous receipts, Public Law 369.....			+172
Excess of obligations over appropriation due to Public Law 106.....		-28,850	
Estimated savings, unobligated balance.....			730
Total estimate or appropriation.....		174,310	193,465

Haskell Institute, Lawrence, Kansas: For five hundred and twelve pupils, including not to exceed \$2,500 for printing and issuing school paper, \$188,300; for pay of superintendent, drayage, and general repairs and improvements, including necessary drainage work, \$25,000; in all, \$213,300; (25 U. S. C. 13; Act of July 3, 1945, Public Law 123.)

Appropriated 1946, \$213,300

NOTE.—The appropriation under the above title has been transferred to and estimated for under appropriations as follows:  
 "Maintenance of buildings, Indian Service"..... \$20,200  
 "Education of Indians"..... 231,534  
 For comparative purposes the amounts appropriated for 1945 and 1946 are shown in the schedule as transfers.

By objects	Obligations		
	Estimate, 1947	Estimate, 1946	Actual, 1945
Transferred to— "Maintenance of buildings, Indian Service".....		+ \$20,412	+ \$20,265
"Education of Indians".....		+ 227,408	+ 229,725
Grand total obligations.....		247,820	249,990
Covered into Treasury as miscellaneous receipts, Public Law 369.....			+243
Excess of obligations over appropriation due to Public Law 106.....		-34,520	
Estimated savings, unobligated balance.....			87
Total estimate or appropriation.....		213,300	250,320

Pipestone, Minnesota: For three hundred and twenty-five pupils, \$112,965; for pay of superintendent, drayage, and general repairs and improvements, \$15,000; in all, \$127,965; (25 U. S. C. 13; Act of July 3, 1945, Public Law 123.)

Appropriated 1946, \$127,965

NOTE.—The appropriation under the above title has been transferred to and estimated for under appropriations as follows:  
 "Maintenance of buildings, Indian Service"..... \$10,600  
 "Education of Indians"..... 144,408  
 For comparative purposes the amounts appropriated for 1945 and 1946 are shown in the schedule as transfers.

By objects	Obligations		
	Estimate, 1947	Estimate, 1946	Actual, 1945
Transferred to— "Maintenance of buildings, Indian Service".....		+ \$10,715	+ \$10,550
"Education of Indians".....		+ 140,200	+ 127,614
Grand total obligations.....		150,915	138,164
Covered into Treasury as miscellaneous receipts, Public Law 369.....			+45
Excess of obligations over appropriation due to Public Law 106.....		-22,950	
Estimated savings, unobligated balance.....			466
Total estimate or appropriation.....		127,965	138,675

Carson City, Nevada: For five hundred pupils, \$173,783; for pay of principal, drayage, and general repairs and improvements, \$20,000; in all, \$193,783; (25 U. S. C. 13; Act of July 3, 1945, Public Law 123.)

Appropriated 1946, \$193,783

NOTE.—The appropriation under the above title has been transferred to and estimated for under appropriations as follows:  
 "Maintenance of buildings, Indian Service"..... \$17,294  
 "Education of Indians"..... 211,677  
 For comparative purposes the amounts appropriated for 1945 and 1946 are shown in the schedule as transfers.

By objects	Obligations		
	Estimate, 1947	Estimate, 1946	Actual, 1945
Reimbursements for services performed.....			-\$1, 289
Transferred to—			
“Maintenance of buildings, Indian Service”.....		+\$17, 660	+18, 929
“Education of Indians”.....		+205, 493	+192, 630
Received by transfer from “Indian boarding schools, Sherman Institute”.....			-2, 000
Net total obligations.....		223, 153	208, 270
Covered into Treasury as miscellaneous receipts, Public Law 369.....			+88
Excess of obligations over appropriation due to Public Law 106.....		-29, 370	
Estimated savings, unobligated balance.....			12
Total estimate or appropriation.....		193, 783	208, 370

【Albuquerque, New Mexico: For three hundred and forty-five pupils, \$127,905; for pay of superintendent or other officer in charge, drayage, and general repairs and improvements, \$25,000; in all, \$152,905;】 (25 U. S. C. 13; Act of July 3, 1945, Public Law 123.)

Appropriated 1946, \$152,905

NOTE.—The appropriation under the above title has been transferred to and estimated for under appropriations as follows:  
 “Maintenance of buildings, Indian Service”..... \$20, 400  
 “Education of Indians”..... 161, 724  
 For comparative purposes the amounts appropriated for 1945 and 1946 are shown in the schedule as transfers.

By objects	Obligations		
	Estimate, 1947	Estimate, 1946	Actual, 1945
Reimbursements for services performed.....			-\$64
Transferred to—			
“Maintenance of buildings, Indian Service”.....		+\$20, 550	+19, 995
“Education of Indians”.....		+156, 845	+161, 993
Net total obligations.....		177, 395	181, 924
Covered into Treasury as miscellaneous receipts, Public Law 369.....			+113
Excess of obligations over appropriation due to Public Law 106.....		-24, 490	
Estimated savings, unobligated balance.....			503
Total estimate or appropriation.....		152, 905	182, 540

【Santa Fe, New Mexico: For two hundred and seventy-five pupils, \$103,095; for drayage, and general repairs, and improvements, \$15,000; in all, \$118,095;】 (25 U. S. C. 13; Act of July 3, 1945, Public Law 123.)

Appropriated 1946, \$118,095

NOTE.—The appropriation under the above title has been transferred to and estimated for under appropriations as follows:  
 “Maintenance of buildings, Indian Service”..... \$15, 000  
 “Education of Indians”..... 129, 646  
 For comparative purposes the amounts appropriated for 1945 and 1946 are shown in the schedule as transfers.

By objects	Obligations		
	Estimate, 1947	Estimate, 1946	Actual, 1945
Reimbursements for services performed.....			-\$51
Transferred to—			
“Maintenance of buildings, Indian Service”.....		+\$15, 095	+14, 280
“Education of Indians”.....		+125, 160	+124, 901
Net total obligations.....		140, 255	139, 130
Covered into Treasury as miscellaneous receipts, Public Law 369.....			+108
Excess of obligations over appropriation due to Public Law 106.....		-22, 160	
Estimated savings, unobligated balance.....			2, 317
Total estimate or appropriation.....		118, 095	141, 555

【Wahpeton, North Dakota: For three hundred pupils, \$105,370; for pay of superintendent, drayage, and general repairs and improvements, \$13,000; in all, \$118,370;】 (25 U. S. C. 13; Act of July 3, 1945, Public Law 123.)

Appropriated 1946, \$118,370

NOTE.—The appropriation under the above title has been transferred to and estimated for under appropriations as follows:  
 “Maintenance of buildings, Indian Service”..... \$9, 100  
 “Education of Indians”..... 131, 823  
 For comparative purposes the amounts appropriated for 1945 and 1946 are shown in the schedule as transfers.

By objects	Obligations		
	Estimate, 1947	Estimate, 1946	Actual, 1945
Transferred to—			
“Maintenance of buildings, Indian Service”.....		+\$9, 170	+\$8, 240
“Education of Indians”.....		+130, 030	+113, 988
Net total obligations.....		139, 200	122, 228
Covered into Treasury as miscellaneous receipts, Public Law 369.....			+140
Excess of obligations over appropriation due to Public Law 106.....		-20, 830	
Estimated savings, unobligated balance.....			967
Total estimate or appropriation.....		118, 370	123, 335

【Chillico, Oklahoma: For four hundred pupils, including not to exceed \$2,000 for printing and issuing school paper, \$153,160; for pay of superintendent, drayage, and general repairs and improvements, \$25,000; in all, \$178,160;】 (25 U. S. C. 13; Act of July 3, 1945, Public Law 123.)

Appropriated 1946, \$178,160

NOTE.—The appropriation under the above title has been transferred to and estimated for under appropriations as follows:  
 “Maintenance of buildings, Indian Service”..... \$19, 800  
 “Education of Indians”..... 190, 665  
 For comparative purposes the amounts appropriated for 1945 and 1946 are shown in the schedule as transfers.

By objects	Obligations		
	Estimate, 1947	Estimate, 1946	Actual, 1945
Reimbursements for services performed.....			-\$812
Transferred to—			
“Maintenance of buildings, Indian Service”.....		+\$19, 800	+19, 737
“Education of Indians”.....		+191, 380	+218, 426
Net total obligations.....		211, 180	237, 351
Covered into Treasury as miscellaneous receipts, Public Law 369.....			+49
Excess of obligations over appropriation due to Public Law 106.....		-33, 020	
Estimated savings, unobligated balance.....			3, 145
Total estimate or appropriation.....		178, 160	240, 545

【Sequoyah Vocational School, near Tahlequah, Oklahoma: For three hundred pupils, \$104,080; for pay of superintendent, drayage, and general repairs and improvements, \$15,000; in all, \$119,080;】 (25 U. S. C. 13; Act of July 3, 1945, Public Law 123.)

Appropriated 1946, \$119,080

NOTE.—The appropriation under the above title has been transferred to and estimated for under appropriations as follows:  
 “Maintenance of buildings, Indian Service”..... \$11, 100  
 “Education of Indians”..... 136, 706  
 For comparative purposes the amounts appropriated for 1945 and 1946 are shown in the schedule as transfers.

By objects	Obligations		
	Estimate, 1947	Estimate, 1946	Actual, 1945
Transferred to—			
“Maintenance of buildings, Indian Service”.....		+\$11, 100	+\$9, 651
“Education of Indians”.....		+130, 690	+127, 415
Grand total obligations.....		141, 790	137, 066
Covered into Treasury as miscellaneous receipts, Public Law 369.....			+39
Excess of obligations over appropriation due to Public Law 106.....		-22, 710	
Estimated savings, unobligated balance.....			3, 630
Total estimate or appropriation.....		119, 080	140, 735

【Carter Seminary, Oklahoma: For one hundred and sixty-five pupils, \$62,355; for pay of principal, drayage, and general repairs and improvements, \$7,000; in all, \$69,355;】 (25 U. S. C. 13; Act of July 3, 1945, Public Law 123.)

Appropriated 1946, \$69,355

NOTE.—The appropriation under the above title has been transferred to and estimated for under appropriations as follows:  
 “Maintenance of buildings, Indian Service”..... \$3, 800  
 “Education of Indians”..... 81, 213  
 For comparative purposes the amounts appropriated for 1945 and 1946 are shown in the schedule as transfers.

**BUREAU OF INDIAN AFFAIRS—Continued**

**Indian Boarding Schools—Continued**

By objects	Obligations		
	Estimate, 1947	Estimate, 1946	Actual, 1945
Transferred to—			
“Maintenance of buildings, Indian Service”		+\$3,800	+\$3,422
“Education of Indians”		+80,185	+67,536
“Indian boarding schools,” Wheelock Academy, Oklahoma			+762
Grand total obligations		83,985	71,720
Covered into Treasury as miscellaneous receipts, Public Law 369			+76
Excess of obligations over appropriation due to Public Law 106		-14,630	
Estimated savings, unobligated balance			2,139
Total estimate or appropriation		69,355	73,935

【Euchee, Oklahoma: For one hundred and fifteen pupils, \$43,975; for pay of principal, drayage, and general repairs and improvements, \$7,000; in all, \$50,975;】 (25 U. S. C. 13; Act of July 3, 1945, Public Law 123.)

Appropriated 1946, \$50,975

NOTE.—The appropriation under the above title has been transferred to and estimated for under appropriations as follows:

“Maintenance of buildings, Indian Service”	\$4,000
“Education of Indians”	61,269

For comparative purposes the amounts appropriated for 1945 and 1946 are shown in the schedule as transfers.

By objects	Obligations		
	Estimate, 1947	Estimate, 1946	Actual, 1945
Transferred to—			
“Maintenance of buildings, Indian Service”		+\$4,070	+\$3,892
“Education of Indians”		+58,275	+50,763
Grand total obligations		62,345	54,655
Covered into Treasury as miscellaneous receipts, Public Law 369			+54
Excess of obligations over appropriation due to Public Law 106		-11,370	
Estimated savings, unobligated balance			56
Total estimate or appropriation		50,975	54,765

【Eufaula, Oklahoma: For one hundred and forty pupils, \$52,610; for pay of principal, drayage, and general repairs and improvements, \$7,000; in all, \$59,610;】 (25 U. S. C. 13; Act of July 3, 1945, Public Law 123.)

Appropriated 1946, \$59,610

NOTE.—The appropriation under the above title has been transferred to and estimated for under appropriations as follows:

“Maintenance of buildings, Indian Service”	\$3,900
“Education of Indians”	73,912

For comparative purposes the amounts appropriated for 1945 and 1946 are shown in the schedule as transfers.

By objects	Obligations		
	Estimate, 1947	Estimate, 1946	Actual, 1945
Transferred to—			
“Maintenance of buildings, Indian Service”		+\$3,935	+\$3,650
“Education of Indians”		+69,563	+59,127
Grand total obligations		73,500	62,777
Covered into Treasury as miscellaneous receipts, Public Law 369			+102
Excess of obligations over appropriation due to Public Law 106		-13,890	
Estimated savings, unobligated balance			211
Total estimate or appropriation		59,610	63,090

【Jones Academy, Oklahoma: For one hundred and seventy-five pupils, \$65,655; for pay of principal, drayage, and general repairs and improvements, \$7,000; in all, \$72,655;】 (25 U. S. C. 13; Act of July 3, 1945, Public Law 123.)

Appropriated 1946, \$72,655

NOTE.—The appropriation under the above title has been transferred to and estimated for under appropriations as follows:

“Maintenance of buildings, Indian Service”	\$4,200
“Education of Indians”	89,808

For comparative purposes the amounts appropriated for 1945 and 1946 are shown in the schedule as transfers.

By objects	Obligations		
	Estimate, 1947	Estimate, 1946	Actual, 1945
Transferred to—			
“Maintenance of buildings, Indian Service”		+\$4,280	+\$4,045
“Education of Indians”		+85,755	+73,900
Grand total obligations		90,035	77,945
Covered into Treasury as miscellaneous receipts, Public Law 369			+98
Excess of obligations over appropriation due to Public Law 106		-17,380	
Estimated savings, unobligated balance			7
Total estimate or appropriation		72,655	78,050

【Wheelock Academy, Oklahoma: For one hundred and thirty pupils, \$47,210; for pay of principal, drayage, and general repairs and improvements, \$7,000; in all, \$54,210;】 (25 U. S. C. 13; Act of July 3, 1945, Public Law 123.)

Appropriated 1946, \$54,210

NOTE.—The appropriation under the above title has been transferred to and estimated for under appropriations as follows:

“Maintenance of buildings, Indian Service”	\$3,800
“Education of Indians”	72,142

For comparative purposes the amounts appropriated for 1945 and 1946 are shown in the schedule as transfers.

By objects	Obligations		
	Estimate, 1947	Estimate, 1946	Actual, 1945
Transferred to—			
“Maintenance of buildings, Indian Service”		+\$3,825	+\$3,819
“Education of Indians”		+66,375	+60,053
Received by transfer from “Indian boarding schools,” Carter Seminary, Oklahoma			-762
Net total obligations		70,200	63,110
Excess of obligations over appropriation due to Public Law 106		-15,990	
Total estimate or appropriation		54,210	63,110

【Chemawa, Oregon: For four hundred and twenty-five pupils, including not to exceed \$1,000 for printing and issuing school paper, \$152,905; for pay of superintendent, drayage, and general repairs and improvements, \$20,000; in all, \$172,905;】 (25 U. S. C. 13; Act of July 3, 1945, Public Law 123.)

Appropriated 1946, \$172,905

NOTE.—The appropriation under the above title has been transferred to and estimated for under appropriations as follows:

“Maintenance of buildings, Indian Service”	\$16,000
“Education of Indians”	191,269

For comparative purposes the amounts appropriated for 1945 and 1946 are shown in the schedule as transfers.

By objects	Obligations		
	Estimate, 1947	Estimate, 1946	Actual, 1945
Reimbursements for services performed			-\$3,626
Transferred to—			
“Maintenance of buildings, Indian Service”		+\$16,250	+14,045
“Education of Indians”		+186,855	+181,062
Net total obligations		203,105	191,481
Covered into Treasury as miscellaneous receipts, Public Law 369			+302
Excess of obligations over appropriation due to Public Law 106		-30,200	
Estimated savings, unobligated balance			3,142
Total estimate or appropriation		172,905	194,925

【Flandreau, South Dakota: For three hundred and fifteen pupils, \$119,475; for pay of superintendent, drayage, and general repairs and improvements, \$19,000; in all, \$138,475;】 (25 U. S. C. 13; Act of July 3, 1945, Public Law 123.)

Appropriated 1946, \$138,475

NOTE.—The appropriation under the above title has been transferred to and estimated for under appropriations as follows:

“Maintenance of buildings, Indian Service”	\$14,200
“Education of Indians”	160,093

For comparative purposes the amounts appropriated for 1945 and 1946 are shown in the schedule as transfers.

By objects	Obligations		
	Estimate, 1947	Estimate, 1946	Actual, 1945
Reimbursements for services performed.....			-\$25
Transferred to—			
“Maintenance of buildings, Indian Service”.....		+\$14,200	+12,214
“Education of Indians”.....		+152,775	+196,344
Net total obligations.....		166,975	178,533
Covered into Treasury as miscellaneous receipts, Public Law 369.....			+115
Excess of obligations over appropriation due to Public Law 106.....		-28,500	
Estimated savings, unobligated balance.....			3,082
Total estimate or appropriation.....		138,475	181,730

【Pierre, South Dakota: For three hundred pupils, \$103,390; for pay of superintendent, drayage, and general repairs and improvements, \$15,000; in all, \$118,390;】 (25 U. S. C. 13; Act of July 3, 1945, Public Law 123.)

Appropriated 1946, \$118,390

NOTE.—The appropriation under the above title has been transferred to and estimated for under appropriations as follows:  
 “Maintenance of buildings, Indian Service”..... \$10,400  
 “Education of Indians”..... 122,891  
 For comparative purposes the amounts appropriated for 1945 and 1946 are shown in the schedule as transfers.

By objects	Obligations		
	Estimate, 1947	Estimate, 1946	Actual, 1945
Transferred to—			
“Maintenance of buildings, Indian Service”.....		+\$10,190	+\$10,310
“Education of Indians”.....		+127,390	+114,542
Grand total obligations.....		137,580	124,852
Covered into Treasury as miscellaneous receipts, Public Law 369.....			+118
Excess of obligations over appropriation due to Public Law 106.....		-19,490	
Estimated savings, unobligated balance.....			340
Total estimate or appropriation.....		118,390	125,310

【In all, for above-named nonreservation boarding schools, not to exceed \$2,325,143: Provided, That 5 per centum of the foregoing amounts shall be available interchangeably for expenditures for similar purposes in the various boarding schools named, but not more than 5 per centum shall be added to the amount appropriated for any one of said boarding schools or for any particular item within any boarding school. Any such interchanges shall be reported to Congress in the annual Budget.】 (Act of July 3, 1945, Public Law 123.)

**Indian Schools, Five Civilized Tribes—**

【For tuition and for care and other assistance for Indian pupils attending public schools and special Indian day schools and for the repair of special Indian day schools in the Cherokee, Creek, Choctaw, Chickasaw, and Seminole Nations and the Quapaw Agency in Oklahoma, \$355,000, to be expended in the discretion of the Secretary and under regulations to be prescribed by him: Provided, That not to exceed \$26,000 may be expended for the payment of salaries of public-school teachers, employed by the State, county, or district in special Indian day schools in full-blooded Indian communities, where there are not adequate white day schools available for their attendance.】 (Act of Aug. 24, 1912, Public Law 335; Act of July 3, 1945, Public Law 123.)

Appropriated 1946, \$355,000

NOTE.—The appropriation under the above title has been transferred to and estimated for under appropriations as follows:  
 “Salaries and expenses, district offices”..... \$8,700  
 “Maintenance of buildings, Indian Service”..... 2,000  
 “Education of Indians”..... 343,544  
 For comparative purposes the amounts appropriated for 1945 and 1946 are shown in the schedule as transfers.

By objects	Obligations		
	Estimate, 1947	Estimate, 1946	Actual, 1945
Transferred to—			
“Salaries and expenses, district offices”.....		+\$8,700	+\$8,437
“Maintenance of buildings, Indian Service”.....		+2,000	+2,142
“Education of Indians”.....		+343,564	+346,442
“Indian schools, support”.....			+11,024
Grand total obligations.....		354,264	369,045
Covered into Treasury as miscellaneous receipts, Public Law 369.....			+550
Estimated savings, unobligated balance.....		736	5,405
Total estimate or appropriation.....		355,000	375,000

**Education of Natives of Alaska—**

【Natives in Alaska: To enable the Secretary, in his discretion, to provide for support and education and relief of destitution of the Eskimos, Aleuts, Indians, and other natives of Alaska, including necessary traveling expenses of pupils to and from boarding schools in Alaska; repair and rental of school buildings; textbooks and industrial apparatus; pay and traveling expenses of employees; repair, equipment, maintenance, and operation of vessels; and all other necessary expenses which are not included under the above special heads, \$1,414,910, to be immediately available, and to remain available until June 30, 1947: Provided, That a report shall be made to Congress covering expenditures from the amount herein provided for relief of destitution.】 (8 U. S. C. 169, 173; Act of July 3, 1945, Public Law 123.)

Appropriated 1946, \$1,414,910

NOTE.—The appropriation under the above title has been transferred to and estimated for under “Alaska native service.” For comparative purposes the amounts appropriated for 1945 and 1946 are shown in the schedule as transfers.

By objects	Obligations		
	Estimate, 1947	Estimate, 1946	Actual, 1945
Reimbursements for services performed.....		-\$450,000	-\$438,662
Transferred to “Alaska native service”.....		+2,219,255	+2,214,369
Prior year balance available in 1945.....			-491,802
1945 balance available in 1946.....		-130,345	+130,345
Net total obligations.....		1,638,910	1,414,250
Excess of obligations over appropriation due to Public Law 106.....		-224,000	
Total estimate or appropriation.....		1,414,910	1,414,250

**Medical Relief of Natives of Alaska—**

【Medical relief in Alaska: To enable the Secretary in his discretion through the Bureau of Indian Affairs, with the advice and cooperation of the Public Health Service, to provide for the medical and sanitary relief of the Eskimos, Aleuts, Indians, and other natives of Alaska; repair, rental, and equipment of hospital buildings; books and surgical apparatus; pay and traveling expenses of employees, and all other necessary miscellaneous expenses which are not included under the above special heads, \$844,150, to be available immediately, and to remain available until June 30, 1947.】 (Act of Mar. 3, 1915, Public Law 263; Act of July 3, 1945, Public Law 123.)

Appropriated 1946, \$844,150

NOTE.—The appropriation under the above title has been transferred to and estimated for under “Alaska native service.” For comparative purposes the amounts appropriated for 1945 and 1946 are shown in the schedule as transfers.

By objects	Obligations		
	Estimate, 1947	Estimate, 1946	Actual, 1945
Reimbursements for services performed.....			-\$5,044
Transferred to “Alaska native service”.....		+\$948,436	+\$836,645
Prior year balance available in 1945.....			-5,513
1945 balance available in 1946.....		-556	+586
Net total obligations.....		947,850	826,674
Excess of obligations over appropriation due to Public Law 106.....		-103,700	
Estimated savings, unobligated balance.....			65,026
Total estimate or appropriation.....		844,150	891,700

**【GENERAL SUPPORT AND ADMINISTRATION】**

**Administration of Indian Property—**

【For general administration of Indian property, including pay of employees authorized by continuing or permanent treaty provisions, \$2,791,410: Provided, That in the discretion of the Secretary, and under such regulations as may be prescribed by him, fees may be collected from individual Indians for services performed for them, and any fees so collected shall be covered into the Treasury of the United States.】 (25 U. S. C. 13; Act of July 3, 1945, Public Law 123.)

Appropriated 1946, \$2,791,410

NOTE.—The appropriation under the above title has been transferred to and estimated for under appropriations as follows:  
 “Salaries and expenses, Bureau of Indian Affairs”..... \$5,470  
 “Salaries and expenses, district offices”..... 364,504  
 “Salaries and expenses, reservation administration”..... 2,947,979  
 For comparative purposes the amounts appropriated for 1945 and 1946 are shown in the schedule as transfers.



**BUREAU OF INDIAN AFFAIRS—Continued**

**Administration of Indian Property—Continued**

By objects	Obligations		
	Estimate, 1947	Estimate, 1946	Actual, 1945
Reimbursements for services performed. Transferred to—			-\$11,496
"Salaries and expenses, Bureau of Indian Affairs"		+85,533	+3,970
"Salaries and expenses, district offices"		+367,825	+323,722
"Salaries and expenses, reservation administration"		+2,869,192	+2,826,784
"Indian schools, support"			+10,593
Net total obligations		3,242,550	3,153,573
Covered into Treasury as miscellaneous receipts, Public Law 369			+18,791
Excess of obligations over appropriation due to Public Law 105		-451,140	
Estimated savings, unobligated balance			30,336
Total estimate or appropriation		2,791,410	3,202,700

**Support and Rehabilitation of Needy Indians—**

For general support and rehabilitation of needy Indians in the United States, \$375,000, of which amount not to exceed \$37,500 shall be available for administrative expenses incident thereto, including departmental personal services (not to exceed \$15,000), and not to exceed \$1,000 shall be available for expenses of Indians participating in folk festivals. (25 U. S. C. 13; Act of July 3, 1945, Public Law 123.)

Appropriated 1946, \$375,000

NOTE.—The appropriation under the above title has been transferred to and estimated for under appropriations as follows:  
 "Salaries and expenses, Bureau of Indian Affairs" \$18,570  
 "Salaries and expenses, reservation administration" 17,486  
 "Welfare of Indians" 557,784  
 For comparative purposes the amounts appropriated for 1945 and 1946 are shown in the schedule as transfers.

By objects	Obligations		
	Estimate, 1947	Estimate, 1946	Actual, 1945
Reimbursements for services performed. Transferred to—			-\$199
"Salaries and expenses, Bureau of Indian Affairs"		+16,383	+24,116
"Salaries and expenses, reservation administration"		+15,693	+14,720
"Welfare of Indians"		+342,924	+459,739
Net total obligations		375,000	498,376
Covered into Treasury as miscellaneous receipts, Public Law 369			+300
Estimated savings, unobligated balance			1,324
Total estimate or appropriation		375,000	500,000

**Reindeer Service, Alaska—**

Reindeer service: For supervision of reindeer in Alaska and instruction in the care and management thereof, including salaries and travel expenses of employees, purchase, rental, erection, and repair of range cabins, purchase and maintenance of communication and other equipment, and all other necessary miscellaneous expenses, \$80,000, to be immediately available, and to remain available until June 30, 1947. (27 Stat. 590; 48 U. S. C. 39, 50c; 50 Stat. 900-902; Act of July 3, 1945, Public Law 123.)

Appropriated 1946, \$80,000

NOTE.—The appropriation under the above title has been transferred to and estimated for under "Alaska native service." For comparative purposes the amounts appropriated for 1945 and 1946 are shown in the schedule as transfers.

By objects	Obligations		
	Estimate, 1947	Estimate, 1946	Actual, 1945
Reimbursements for services performed. Transferred to "Alaska native service" 1945 balance available in 1946			-\$337
		+887,051	+85,706
		-281	+281
Net total obligations		86,770	85,650
Excess of obligations over appropriation due to Public Law 106		-6,770	
Total estimate or appropriation		80,000	85,650

**Payment to Claude R. Whitlock—**

13 Refunds, awards, and indemnities: Obligations—1945, \$2,382.77.

**Construction, Etc., Buildings and Utilities, Indian Service—**

Construction, etc., buildings and utilities: For the construction, repair, or rehabilitation of Indian Service buildings and utilities, including the purchase of land and the acquisition of easements or rights-of-way; purchase of furniture, furnishings, and equipment, \$1,350,000, to remain available until completion of the projects, of which amount not to exceed \$263,000 may be expended for surveys and plans and administrative expenses, including personal services in the District of Columbia, printing and binding, and purchase of periodicals and books of reference.

Estimate 1947, \$1,350,000

By objects	Obligations					
	Estimate, 1947		Estimate, 1946		Actual, 1945	
	Man-years	Total salary	Man-years	Total salary	Man-years	Total salary
<b>PERSONAL SERVICES, DEPARTMENTAL</b>						
Clerical, administrative, and fiscal service:						
Grade 11. Range \$4,300 to \$5,180:						
Supervisor of rehabilitation	1	\$4,740	1	\$4,563		
Grade 3. Range \$1,902 to \$2,298	5	9,576	1	1,907	0.5	\$810
Grade 2. Range \$1,704 to \$2,100	5	8,520			0.5	720
Professional service:						
Grade 5. Range \$5,180 to \$6,020:						
Assistant director of construction	1	5,810	0.5	2,905		
Architect	2	10,300				
Grade 4. Range \$4,300 to \$5,180:						
Architect	1	4,300				
Construction engineer	1	4,300				
Grade 3. Range \$3,640 to \$4,300:						
Architect	13	48,090	1.6	6,104	2.1	7,432
Structural engineer	1	3,640				
Architectural engineer	3	10,920	0.5	1,820		
Plumbing engineer	1	3,640				
Heating engineer	1	3,640				
Electrical engineer	1	3,640				
Construction engineer	1	3,640				
Grade 2. Range \$2,980 to \$3,640	6	17,880			0.6	1,512
Grade 1. Range \$2,320 to \$2,980	2	4,640				
Subprofessional service:						
Grade 5. Range \$2,100 to \$2,496	4	8,400				
Total permanent, departmental	49	155,736	4.6	17,299	3.7	10,474
W. A. E. employment, departmental						318
Overtime pay, departmental				120		2,050
All personal services, departmental	49	155,736	4.6	17,419	3.7	12,842
<b>PERSONAL SERVICES, FIELD</b>						
Clerical, administrative, and fiscal service:						
Grade 3. Range \$1,902 to \$2,298	4	7,608				
Professional service:						
Grade 4. Range \$4,300 to \$5,180:						
Sanitary engineer	1	4,300				
Architect	1	4,300				
Grade 3. Range \$3,640 to \$4,300:						
Sanitary engineer	1	3,640				
Heating engineer	1	3,640				
Mechanical engineer	1	3,640				
Architect	14	50,960				
Construction engineer	2	7,280				
Surveying engineer	2	7,280				
Subprofessional service:						
Grade 5. Range \$2,100 to \$2,496	1	2,100				
Grade 2. Range \$1,572 to \$1,968	4	6,288				
Total permanent, field	32	101,036				
W. A. E. employment, field	331	663,400	87	173,900	9.5	18,994
Overtime pay, field				121		3,614
All personal services, field	363	764,436	87	174,021	9.5	22,608
<b>01 Personal services (net)</b>	412	920,172	91.6	191,440	13.2	35,450
<b>OTHER OBLIGATIONS</b>						
02 Travel		30,420		2,000		1,822
03 Transportation of things		11,500		3,000		2,116
04 Communication services		2,500		1,100		
06 Printing and binding		400				
07 Other contractual services		800		300		2,292
08 Supplies and materials		460,760		116,100		5,490
09 Equipment		20,500		2,100		339
10 Lands and structures		342,000		123,900		
Total other obligations		868,880		248,500		12,059
Grand total obligations		1,789,052		439,940		47,509
Reimbursements for services performed						-144
Prior year balance available in 1945						-1,921,267
1945 balance available in 1946				-1,873,902		+1,873,902
1946 balance available in 1947				-1,433,962		+1,433,962
1947 balance available in subsequent years				+994,910		
Total estimate or appropriation		1,350,000				
<b>BY PROJECTS OR FUNCTIONS</b>						
1. Alaska		\$178,300		\$12,000		\$16,848
2. Blackfeet, Montana		18,000		7,500		



By projects or functions	Obligations		
	Estimate, 1947	Estimate, 1946	Actual, 1945
3. Carson, Nevada	\$15,000		\$7,930
4. Cheyenne and Arapaho, Oklahoma	40,000	\$8,000	
5. Choctaw, Mississippi	5,000	19,000	
6. Colorado River, Arizona			239
7. Colville, Washington	16,500	25,000	221
8. Crow, Montana	14,000		
9. Crow Creek, South Dakota	14,000	4,500	417
10. Five Civilized Tribes, Oklahoma	10,000		
11. Flathead, Montana			1,589
12. Fort Apache, Arizona		48,000	
13. Fort Belknap, Montana	51,500	11,500	
14. Fort Totten, North Dakota	7,500		
15. Great Lakes, Wisconsin	21,600		132
16. Haskell Institute, Kansas			597
17. Hoopa Valley, California	30,000	25,000	
18. Hopi, Arizona	157,500		1,439
19. Kiowa, Oklahoma	288,000	42,000	
20. Klamath, Oregon	24,500	20,000	
21. Menominee, Wisconsin	46,000		
22. Mesquero, New Mexico	16,000	5,000	
23. Navajo, Arizona	102,500	51,500	
24. Pine Ridge, South Dakota	7,500	4,500	
25. Pipestone, Minnesota	8,500		
26. Red Lake, Minnesota	157,000	12,500	
27. Rocky Boy's, Montana	15,000		
28. Rosebud, South Dakota	10,000		
29. Sells, Arizona	30,000		
30. Shawnee, Oklahoma	43,000		
31. Tacoma, Washington			1,012
32. Truxton Cañon, Arizona	8,000		
33. Uintah and Uray, Utah	34,500		
34. Umatilla, Oregon	5,000		
35. United Pueblos, New Mexico			2,747
36. Wahpeton School, North Dakota	17,000		
37. Warm Springs, Oregon		4,000	
38. Wind River, Wyoming	93,000		
39. Winnebago, Nebraska	12,100	44,900	
40. Engineering and supervision	92,552	20,540	14,338
41. Plans and surveys	200,000		
Grand total obligations	1,789,052	439,940	47,509
Adjustments (see objects schedule for detail)	-439,052	-439,940	-47,509
Total estimate or appropriation	1,350,000		

**Roads, Indian Reservations—**

*Roads, Indian reservations:* For construction, improvement, repair, and maintenance of Indian reservation roads under the provisions of the Act of May 26, 1928 (25 U. S. C. 318a) and the Act of December 20, 1944 (Public Law 521), [as supplemented and amended, \$900,000] \$4,700,000, to remain available until expended [Provided, That], of which amount not to exceed \$13,500 \$9,000 [of the foregoing amount] may be expended for departmental personal services [Provided further, That not to exceed \$15,000 of this appropriation shall be available for repair of structures for housing road materials, supplies, equipment, and quarters for road crews]. (25 U. S. C. 318a, 318b; Act of July 3, 1945, Public Law 123.)

Estimate 1947, \* \$4,700,000      Appropriated 1946, \$900,000

\* Excludes \$95,041 transferred to and estimated for under appropriations as follows:  
 "Salaries and expenses, Bureau of Indian Affairs" \$18,050  
 "Salaries and expenses, district offices" 73,491  
 "Maintenance of buildings, Indian Service" 3,500  
 For comparative purposes the amounts provided for 1945 and 1946 are shown in the schedule as transfers.

By objects	Obligations		
	Estimate, 1947	Estimate, 1946	Actual, 1945
<b>PERSONAL SERVICES, DEPARTMENTAL</b>			
Clerical, administrative, and fiscal service:			
Grade 6. Range \$2,650 to \$3,310	1		
Professional service:			
Grade 5. Range \$5,180 to \$6,020:			
Highway engineer	1	6,020	
Total permanent, departmental	2	8,670	
<b>PERSONAL SERVICES, FIELD</b>			
Clerical, administrative, and fiscal service:			
Grade 5. Range \$2,320 to \$2,980	1	2,375	1
Grade 4. Range \$2,100 to \$2,490	9	15,482	7
Grade 3. Range \$1,602 to \$2,298	20	31,884	16.8
Grade 2. Range \$1,704 to \$2,100	24	26,220	16
Professional service:			
Grade 4. Range \$4,300 to \$5,180:			
Road engineer	2	8,600	
Grade 3. Range \$3,640 to \$4,300:			
Associate road engineer	27	56,775	18.5
Grade 2. Range \$2,950 to \$3,640	30	36,190	13.4
Subprofessional service:			
Grade 7. Range \$2,650 to \$3,310	20	53,000	0.5
Grade 6. Range \$2,320 to \$2,980	10	23,200	1
Grade 5. Range \$2,100 to \$2,490	10	21,000	
Crafts, protective, and custodial service:			
Grade 9. Range \$2,650 to \$3,310	17	19,045	5.5

By objects	Obligations					
	Estimate, 1947		Estimate, 1946		Actual, 1945	
<b>PERSONAL SERVICES, FIELD—continued</b>						
Crafts, protective, and custodial service—	Man-years	Total salary	Man-years	Total salary	Man-years	Total salary
Continued						
Grade 8. Range \$2,540 to \$3,200	16	\$43,500	14	\$37,595	14	\$32,000
Grade 7. Range \$2,364 to \$2,870	24	57,878	19	47,238	20	41,920
Grade 6. Range \$2,166 to \$2,562	61	133,710	16	35,712	16	30,240
Grade 5. Range \$1,968 to \$2,364	37	73,740	7	14,436	7	12,180
Unclassified					1	1,200
Total permanent, field	308	763,620	128.5	324,442	138.2	302,697
W. A. E. employment, field	987		255		250.4	
		1,628,030		468,100		375,520
Overtime pay, field				14,951		144,087
Additional compensation, field				785		
All personal services, field	1,295		383.5		388.6	
		2,391,650		748,278		822,304
Total departmental and field	1,297		383.5		388.6	
		2,400,320		748,278		822,304
Deduct quarters and subsistence furnished		40,000		24,233		21,182
01 Personal services (net)	1,297		383.5		388.6	
		2,360,320		724,045		801,122
<b>OTHER OBLIGATIONS</b>						
02 Travel		37,500		9,500		10,726
03 Transportation of things		89,450		2,950		3,644
04 Communication services		4,500		1,000		914
05 Rents and utility services		23,600		13,600		13,185
06 Printing and binding						19
07 Other contractual services		1,298,300		73,300		72,073
08 Supplies and materials		986,780		373,071		200,612
09 Equipment		899,500		24,400		19,765
10 Lands and structures						168
Total other obligations		2,339,680		497,821		321,166
Grand total obligations		4,700,000		1,221,866		1,122,228
Reimbursements for services performed				-9,630		-181,345
Transferred to—						
"Salaries and expenses, Bureau of Indian Affairs"				+16,142		+11,000
"Salaries and expenses, district offices"				+86,775		+83,902
"Maintenance of buildings, Indian Service"				+3,500		+1,475
Prior year appropriation available in 1945						-58,913
1945 appropriation available in 1946				-418,653		+418,653
Total estimate or appropriation		4,700,000		900,000		950,000

By projects or functions	Obligations		
	Estimate, 1947	Estimate, 1946	Actual, 1945
1. Engineering and supervision	\$395,000	\$97,766	\$89,698
2. Maintenance primary and secondary improved road system	1,041,000	788,300	702,000
3. Maintenance of improved truck trails	414,000	335,800	330,530
4. Surveys, investigations, and plans for future projects	120,600		
5. Construction	2,760,000		
Grand total obligations	4,700,000	1,221,866	1,122,228
Adjustments (see objects schedule for detail)		-321,866	-172,228
Total estimate or appropriation	4,700,000	900,000	950,000

**[ROADS AND BRIDGES]**

**Highway, Gallup-Shiprock, Navajo Reservation, N. Mex., Repairs and Maintenance (Reimbursable)—**

*Highway, Gallup-Shiprock, Navajo Reservation:* For maintenance and repair of that portion of the Gallup-Shiprock Highway within the Navajo Reservation, New Mexico, and that portion of the State highway in New Mexico between Gallup, New Mexico, and Window Rock, Arizona, serving the Navajo Reservation, \$20,000, reimbursable, as authorized by the Act of May 28, 1941 (55 Stat. 207). (Act of June 7, 1924, Public Law 420; Act of July 3, 1945, Public Law 123.)

Estimate 1947, \$20,000      Appropriated 1946, \$20,000

By objects	Obligations					
	Estimate, 1947		Estimate, 1946		Actual, 1945	
<b>PERSONAL SERVICES, FIELD</b>						
Crafts, protective, and custodial service:	Man-years	Total salary	Man-years	Total salary	Man-years	Total salary
Grade 8. Range \$2,540 to \$3,200	1	\$3,000	1	\$3,065	1	\$2,575
W. A. E. employment, field	7	10,500	7	10,500	6	9,230
Overtime pay, field				279		2,555
All personal services, field	8	13,500	8	13,844	7	14,360
Deduct quarters and subsistence furnished		300		300		300
01 Personal services (net)	8	13,200	8	13,544	7	14,060

BUREAU OF INDIAN AFFAIRS—Continued

Highway, Gallup-Shiprock, Navajo Reservation, N. Mex., Repairs and Maintenance (Reimbursable)—Continued

By objects	Obligations		
	Estimate, 1947	Estimate, 1946	Actual, 1945
<b>OTHER OBLIGATIONS</b>			
02 Travel	\$150	\$150	\$1,522
03 Transportation of things	1,500	1,200	1,791
07 Other contractual services	1,500	2,000	3,365
08 Supplies and materials	1,750	3,106	
09 Equipment	1,800		
Total other obligations	6,710	6,456	6,678
Grand total obligations	20,000	20,000	20,738
Reimbursements for services performed			-785
Net total obligations	20,000	20,000	19,953
Estimated savings, unobligated balance			47
Total estimate or appropriation	20,000	20,000	20,000

Working Fund, Interior, Indian

By objects	Obligations					
	Estimate, 1947		Estimate, 1946		Actual, 1945	
<i>For construction of access roads to aid national defense</i>						
<b>PERSONAL SERVICES, FIELD</b>						
Professional service:	Man-years	Total salary	Man-years	Total salary	Man-years	Total salary
Grade 3. Range \$3,640 to \$4,300. Engineer			0.1	\$375	0.8	\$2,643
Grade 2. Range \$2,980 to \$3,640 Subprofessional service:					0.6	1,502
Grade 7. Range \$2,650 to \$3,310. Crafts, protective, and custodial service:					0.5	1,187
Grade 8. Range \$2,540 to \$3,200.			0.3	795	0.8	2,032
Grade 7. Range \$2,364 to \$2,870.			0.3	729	0.9	2,112
Total permanent, field			0.7	1,899	3.6	9,506
W. A. E. employment, field			13.3	19,950	61	91,551
Overtime pay, field				138		21,415
01 Personal services (net)			14	21,987	64.6	122,472
<b>OTHER OBLIGATIONS</b>						
02 Travel				400		1,981
03 Transportation of things				250		973
04 Communication services				24		79
05 Rents and utility services				225		1,077
07 Other contractual services				7,300		57,314
08 Supplies and materials				9,814		34,820
09 Equipment						7
Total other obligations				18,013		96,251
Grand total obligations				40,000		218,723
Reimbursements for services performed						-704
Advanced from Access roads, Public Roads Administration (national defense)				-40,000		-218,019
Total estimate or appropriation						
<i>Completion of road, Rivers to Highway 167, Gila River Reservation</i>						
<b>PERSONAL SERVICES, FIELD</b>						
Professional service:						
Grade 3. Range \$3,640 to \$4,190. Engineer			0.6	2,181		
Grade 2. Range \$2,980 to \$3,530. Crafts, protective, and custodial service:			0.6	1,788		
Grade 8. Range \$2,540 to \$3,200.			0.6	1,524		
Grade 6. Range \$2,166 to \$2,562.			1.2	2,599		
Grade 5. Range \$1,968 to \$2,364.			1.2	2,520		
Total permanent, field			4.2	10,612		
W. A. E. employment, field			36	57,000		
Overtime pay, field				42		
01 Personal services (net)			40.2	68,257		
<b>OTHER OBLIGATIONS</b>						
02 Travel				900		
03 Transportation of things				1,500		
04 Communication services				100		
05 Rents and utility services				2,700		
07 Other contractual services				3,000		
08 Supplies and materials				\$43,843		
09 Equipment				150		
Total other obligations				51,743		
Grand total obligations				120,000		
Advanced from War Relocation Authority, Department of Interior				-120,000		
Total estimate or appropriation						

Expenses of Fulfilling Atoka Agreement—

Expenses incident to fulfilling the Atoka agreement: For all necessary expenses in connection with negotiation of a contract (including holding of an election) with the Choctaw and Chickasaw Nations of Indians in Oklahoma for purchase by the United States of present right, title, and interest of such Indians in the land and mineral deposits reserved from allotment in accordance with the provisions of section 58 of the Act entitled "An Act to ratify and confirm an agreement with the Choctaw and Chickasaw Tribes of Indians and for other purposes", approved July 1, 1902, \$20,000; to remain available until expended; including \$2,000 for printing and binding, and \$5,000 for transfer to the Geological Survey for appraisal expenses. (Act of June 28, 1944, Public Law 369; Act of July 3, 1945, Public Law 123.)

Appropriated 1946, \$20,000

By objects	Obligations					
	Estimate, 1947		Estimate, 1946		Actual, 1945	
	Man-years	Total salary	Man-years	Total salary	Man-years	Total salary
01 Personal services (net)			2	\$5,240		
<b>OTHER OBLIGATIONS</b>						
03 Transportation of things				1,360		
04 Communication services				1,100		
06 Printing and binding				2,000		
07 Other contractual services				5,000		
Total other obligations				9,760		
Grand total obligations				15,000		
Transferred to "Geological Survey"				+5,000		
Total estimate or appropriation				20,000		

ANNUITIES AND PER CAPITA PAYMENTS

Fulfilling Treaties With Senecas of New York—

For fulfilling Fulfilling treaties with Senecas of New York: For permanent annuity in lieu of interest on stock (Act of February 19, 1831, 4 Stat. 442), \$6,000. (Act of July 3, 1945, Public Law 123.)

Estimate 1947, \$6,000

Appropriated 1946, \$6,000

12 Pensions, annuities, and insurances losses: Obligations—1947, \$6,000; 1946, \$6,000; 1945, \$6,000.

Fulfilling Treaties With Six Nations of New York—

For fulfilling Fulfilling treaties with Six Nations of New York: For permanent annuity, in clothing and other useful articles (article 6, treaty of November 11, 1794), \$4,500. (7 Stat. 46; Act of July 3, 1945, Public Law 123.)

Estimate 1947, \$4,500

Appropriated 1946, \$4,500

By objects	Obligations		
	Estimate, 1947	Estimate, 1946	Actual, 1945
08 Supplies and materials	\$2,700	\$2,700	\$2,700
12 Pensions, annuities, and insurance losses	1,800	1,800	1,800
Total estimate or appropriation	4,500	4,500	4,500

Fulfilling Treaties With Choctaws, Oklahoma—

For fulfilling Fulfilling treaties with Choctaws, Oklahoma: For permanent annuity (article 2, treaty of November 16, 1805, and article 13, treaty of June 22, 1855), \$3,000; for permanent annuity for support of light horsemen (article 13, treaty of October 18, 1820, and article 13, treaty of June 22, 1855), \$600; for permanent annuity for support of blacksmith (article 6, treaty of October 18, 1820, and article 9, treaty of January 20, 1825, and article 13, treaty of June 22, 1855), \$600; for permanent annuity for education (article 2, treaty of January 20, 1825, and article 13, treaty of June 22, 1855), \$6,000; for permanent annuity for iron and steel (article 9, treaty of January 20, 1825, and article 13, treaty of June 22, 1855), \$320; in all, \$10,520. (7 Stat. 98, 210, 234; 11 Stat. 614; Act of July 3, 1945, Public Law 123.)

Estimate 1947, \$10,520

Appropriated 1946, \$10,520

12 Pensions, annuities, and insurance losses: Obligations—1947, \$10,520; 1946, \$10,520; 1945, \$10,520.



BUREAU OF INDIAN AFFAIRS—Continued

MISCELLANEOUS INDIAN TRIBAL FUNDS—continued

Miscellaneous Indian Tribal Funds—Continued

By objects	Obligations					
	Estimate, 1947		Estimate, 1946		Actual, 1945	
	Man years	Total salary	Man years	Total salary	Man years	Total salary
01 Personal services (net).....	1	\$2,100	0.9	\$1,800		
<b>OTHER OBLIGATIONS</b>						
02 Travel.....		400		200		
11 Grants, subsidies, and contributions.....				800		
Total other obligations.....		400		1,000		
Total estimate or appropriation.....		2,500		2,800		
Received by transfer from "Miscellaneous trust funds of Indian tribes".....		-2,500		-2,800		

Support of Klamath Agency, Oregon (tribal funds): For general support of Indians and administration of Indian property under the jurisdiction of the Klamath Agency, payable from funds held by the United States in trust for the Klamath Tribe of Indians, Oregon, **[\$206,530]** \$212,000, of which not to exceed \$4,500 shall be available for fees and expenses of an attorney or firm of attorneys selected by the tribe and employed under a contract approved by the Secretary, and for relief, including cash grants. (25 U. S. C. 123; Act of July 3, 1945, Public Law 123.)

By objects	Obligations					
	Estimate, 1947		Estimate, 1946		Actual, 1945	
	Man years	Total salary	Man years	Total salary	Man years	Total salary
<b>PERSONAL SERVICES, FIELD</b>						
Clerical, administrative, and fiscal service:						
Grade 12. Range \$5,180 to \$6,020.....						
Superintendent.....	1	\$6,020	1	\$5,915	1	\$5,200
Grade 8. Range \$3,310 to \$3,570.....	1	3,750	1	3,695	1	3,150
Grade 6. Range \$2,650 to \$3,310.....	4	11,260	4	11,126	3.7	8,867
Grade 5. Range \$2,320 to \$2,980.....	2	4,860	2	4,805	1.7	3,752
Grade 4. Range \$2,100 to \$2,496.....	4	8,730	4	8,654	3	5,534
Grade 3. Range \$1,902 to \$2,298.....	5	9,774	5	9,607	3.7	5,990
Grade 2. Range \$1,701 to \$2,100.....	1	1,836	1	1,796	1	1,485
Grade 1. Range \$1,506 to \$1,902.....	1	1,506	1	1,506	1	1,267
Professional service:						
Grade 3. Range \$3,640 to \$4,300.....	1.7	7,002	1.7	7,002	1.5	5,138
Physician.....						
Subprofessional service:						
Grade 6. Range \$2,320 to \$2,980.....	1	2,650	1	2,650	1	2,105
Grade 5. Range \$2,100 to \$2,496.....	4	8,796	3	6,606	2.3	4,472
Grade 2. Range \$1,572 to \$1,908.....	1	1,572				
Crafts, protective, and custodial service:						
Grade 7. Range \$2,364 to \$2,870.....	2	4,926	2	4,876	1.8	3,665
Grade 6. Range \$2,166 to \$2,562.....	3	6,630	3	6,548	1.8	3,301
Grade 4. Range \$1,770 to \$2,166.....	1	1,836	1	1,806	1	1,500
Grade 3. Range \$1,572 to \$1,902.....	3	4,716	3	4,716		
Grade 2. Range \$1,410 to \$1,770.....	5	7,200	2	2,880	1.3	1,619
Unclassified.....					0.7	816
Total permanent, field.....	40.7	93,064	35.7	84,188	27.5	57,861
W. A. E. employment, field.....	17.3	31,150	17.3	31,150	15.9	28,698
Overtime pay, field.....		3,434		6,762		16,139
Additional compensation, field.....				53		
All personal services field.....	58	127,648	53	122,153	43.4	102,698
Deduct quarters and subsistence furnished.....		5,958		5,958		4,648
01 Personal services (net).....	58	121,690	53	116,195	43.4	98,050
<b>OTHER OBLIGATIONS</b>						
02 Travel.....		7,500		7,500		764
03 Transportation of things.....		100		100		80
04 Communication services.....		800		800		220
05 Rents and utility services.....		3,480		3,480		3,453
06 Printing and binding.....		100		100		
07 Other contractual services.....		11,560		11,560		11,540
08 Supplies and materials.....		32,230		32,230		26,544
09 Equipment.....		16,040		35,590		82,107
12 Pensions, annuities, and insurance losses.....		18,500		18,500		
Total other obligations.....		90,310		109,560		124,708
Grand total obligations.....		212,000		226,655		222,758
Excess of obligations over appropriation due to Public Law 106.....				-19,525		
Estimated savings, unobligated balance.....						912
Total estimate or appropriation.....		212,000		206,530		223,670
Received by transfer from "Miscellaneous trust funds of Indian tribes".....		-212,000		-206,530		-223,670

[Support of Makah Indians, Taholah Agency, Washington (tribal funds): For general support of Indians and administration of Indian property of the Makah Tribe under the jurisdiction of the Taholah Agency, Washington, including the purchase of land, buildings and other improvements, title to which shall be taken in the name of the United States in trust for the Makah Indians; payment to the tribe for reimbursement of expenditures made in the purchase of buildings and improvements; and the relief of Indians, including cash grants, \$83,600, payable from funds held by the United States in trust for the Makah Tribe of Indians.]

Transferred to "Administration of Indian tribal affairs (tribal funds)."

Support of Menominee Agency and pay of tribal officers, Wisconsin (tribal funds): For general support of Indians and administration of Indian property under the jurisdiction of the Menominee Agency, Wisconsin, payable from funds held by the United States in trust for the Menominee Tribe of Indians, Wisconsin, **[\$99,985]** \$126,500, including \$30,000 for relief of Indians in need of assistance, including cash grants, and \$5,200 for the compensation and expenses of an attorney or firm of attorneys employed by the tribe under a contract approved by the Secretary: *Provided*, That not to exceed **[\$8,000]** \$10,000 shall be available from the funds of the Menominee Indians for the payment of salaries and expenses of the chairman, secretary, and interpreters of the Menominee general council and members of the Menominee advisory council and tribal delegates when engaged on business of the tribe at rates to be determined by the Menominee general council and approved by the Commissioner of Indian Affairs. (25 U. S. C. 123; Act of July 3, 1945, Public Law 123.)

By objects	Obligations					
	Estimate, 1947		Estimate, 1946		Actual, 1945	
	Man years	Total salary	Man years	Total salary	Man years	Total salary
<b>PERSONAL SERVICES, FIELD</b>						
Clerical, administrative, and fiscal service:						
Grade 13. Range \$6,230 to \$7,070.....						
Superintendent.....	1	\$7,070	1	\$7,070	1	\$6,100
Grade 9. Range \$3,640 to \$4,300.....						
Chief clerk.....	1	3,640	0.8	3,237	1	3,300
Grade 5. Range \$2,320 to \$2,980.....	1	2,320				
Grade 4. Range \$2,100 to \$2,496.....	2	4,464	3	6,620	3.1	5,638
Grade 3. Range \$1,902 to \$2,298.....	3	5,772	2	3,832	1.8	2,920
Professional service:						
Grade 2. Range \$2,980 to \$3,640.....	1	2,980				
Crafts, protective, and custodial service:						
Grade 8. Range \$2,540 to \$3,200.....	1	2,650	1	2,641	1	2,102
Grade 4. Range \$1,770 to \$2,166.....	1	1,902	1	1,902	1	1,560
Grade 3. Range \$1,572 to \$1,902.....	2	3,276	1	1,704	1	1,380
Unclassified.....	3	6,000	1	1,200	1	1,070
Total permanent, field.....	16	40,074	10.8	28,206	10.9	24,070
W. A. E. employment, field.....	5	8,560	4.9	8,138	5.6	9,335
Overtime pay, field.....				539		5,315
All personal services, field.....	21	48,634	15.7	36,883	16.5	38,720
Deduct quarters and subsistence furnished.....		1,904		1,608		1,608
01 Personal services (net).....	21	46,730	15.7	35,275	16.5	37,112
<b>OTHER OBLIGATIONS</b>						
02 Travel.....		3,410		2,550		2,104
03 Transportation of things.....		20		20		6
04 Communication services.....		300		300		41
07 Other contractual services.....		37,100		30,700		37,223
08 Supplies and materials.....		6,800		5,000		9,303
09 Equipment.....		2,140				169
11 Grants, subsidies, and contributions.....		30,000		30,000		15,803
Total other obligations.....		79,770		68,570		64,649
Grand total obligations.....		126,500		103,845		101,761
Excess of obligations over appropriation due to Public Law 106.....				-3,860		
Estimated savings, unobligated balance.....						16,639
Total estimate or appropriation.....		126,500		99,985		118,400
Received by transfer from "Miscellaneous trust funds of Indian tribes".....		-126,500		-99,985		-118,400

Support of Osage Agency and pay of tribal officers, Oklahoma (tribal funds): For the support of the Osage Agency, and for necessary expenses in connection with oil and gas production on the Osage Reservation, Oklahoma, including pay of the superintendent of the agency and of necessary employees, and pay of tribal officers, including the employment of a tribal attorney at the rate of \$4,500 per annum to be appointed with the approval of the Osage Tribal Council under a contract to be entered into between said tribal attorney and the Osage Tribal Council, which contract shall be approved by the Secretary of the Interior; *not to exceed \$1,500 for the education of unallotted Osage Indian children in the Saint Louis*

Mission Boarding School, Oklahoma; payment of damages to individual allottees; repairs to buildings, rent of quarters for employees, travel[ing] expenses, printing, telegraphing and telephoning, and repair and operation of automobiles. [\$177,140] \$213,500, payable from funds held by the United States in trust for the Osage Tribe of Indians in Oklahoma: *Provided*, That of the said sum herein appropriated \$7,500 is hereby made available for travel[ing] and other expenses of members of the Osage Tribal Council, business committees, or other tribal organizations, when engaged on business of the tribe, including supplies and equipment, not to exceed \$6 per diem in lieu of subsistence, and not to exceed 5 cents per mile for use of personally owned automobiles, when duly authorized or approved in advance by the Commissioner of Indian Affairs. (25 U. S. C. 123; Act of July 3, 1945, Public Law 123.)

Note.—Funds estimated for 1947 and amounts reflected in the schedule for 1945 and 1946 include amounts transferred from "Education, Osage Nation, Oklahoma (tribal funds)."

By objects	Obligations					
	Estimate, 1947		Estimate, 1946		Actual, 1945	
	Man-years	Total salary	Man-years	Total salary	Man-years	Total salary
<b>PERSONAL SERVICES, FIELD</b>						
Clerical, administrative, and fiscal service:						
Grade 13. Range \$6,230 to \$7,070.						
Supervisor of oil and gas production.	1	\$6,650	1	\$6,593	1	\$5,800
Grade 12. Range \$5,180 to \$6,020						
Superintendent.	1	5,600	1	5,600	1	4,850
Grade 11. Range \$4,300 to \$5,180:						
Oil and gas inspector.	1	5,180	1	5,121	1	4,400
Chief clerk.	1	4,740	1	4,649	1	3,860
Grade 9. Range \$3,640 to \$4,300:						
Gas inspector.	1	4,300	1	4,300	1	3,775
Accountant.	1	3,860	1	3,860	1	3,300
Chief, land and realty division.	1	3,750	1	3,687	0.4	1,369
Chief, welfare division.	1	3,750	1	3,670	0.3	880
Grade 8. Range \$3,310 to \$3,970.						
Grade 7. Range \$2,980 to \$3,640.	3	9,490	3	7,759	0.9	2,410
Grade 6. Range \$2,650 to \$3,310.			0.4	989	1	2,775
Grade 5. Range \$2,320 to \$2,980.	5	13,580	4.9	13,105	4.5	10,538
Grade 4. Range \$2,100 to \$2,496.	11	24,486	10	22,149	10	18,462
Grade 3. Range \$1,902 to \$2,298.	14	28,608	13.3	26,733	11.2	19,250
Grade 2. Range \$1,704 to \$2,100.	14	25,176	10.9	19,753	9.2	13,632
Professional service:						
Grade 3. Range \$3,640 to \$4,300.						
Architect.	1	4,080	0.7	2,824		
Physician.			0.3	1,263	1	3,675
Grade 2. Range \$2,980 to \$3,640.	2	5,960	1.6	4,814	0.1	22
Subprofessional service:						
Grade 7. Range \$2,650 to \$3,310.					0.8	2,000
Grade 6. Range \$2,320 to \$2,980.	1	2,430	1	2,396	0.9	1,792
Grade 5. Range \$2,100 to \$2,496.			0.3	546	1	2,025
Crafts, protective, and custodial service:						
Grade 10. Range \$2,980 to \$3,640.	1	3,420	1	3,390	1	2,850
Grade 8. Range \$2,540 to \$3,200.	1	3,090	1	3,090	1	2,600
Grade 7. Range \$2,364 to \$2,870.	1	2,496	1	2,496	1	2,115
Grade 5. Range \$1,968 to \$2,364.	2	4,068	1.8	3,538	1	1,740
Grade 3. Range \$1,572 to \$1,902.	3	5,046	3	4,961	2	2,805
Grade 1. Range \$864 to \$1,152.	1	864	0.8	636		
Total permanent, field.	68	170,624	63	157,922	54.9	122,865
W. A. E. employment, field.	15	11,155	17	12,779	15	11,625
Overtime pay, field.		180		3,748		25,574
Additional compensation, field.				81		
Night-work differential, field.		110		105		
All personal services, field.	83	182,069	80	174,635	69.9	160,064
Deduct quarters and subsistence furnished.		10,750		10,576		9,668
01 Personal services (net).	83	171,319	80	164,059	69.9	150,396
<b>OTHER OBLIGATIONS</b>						
02 Travel.		8,700		8,700		3,489
03 Transportation of things.		900		900		226
04 Communication services.		1,525		1,525		968
05 Rents and utility services.		5,370		5,370		5,548
06 Printing and binding.		300		300		813
07 Other contractual services.		9,000		9,000		9,977
08 Supplies and materials.		9,674		9,674		9,266
09 Equipment.		3,612		3,612		12,563
10 Lands and structures.						224
11 Grants, subsidies, and contributions.		2,000		2,000		600
12 Pensions, annuities, and insurance losses.		1,100		1,100		941
Total other obligations.		42,181		42,181		38,615
Grand total obligations.		213,500		206,240		189,011
Reimbursements for services performed.						-53
Net total obligations.		213,500		206,240		188,958
Excess of obligations over appropriation due to Public Law 106.				-27,600		
Estimated savings, unobligated balance.						12,542
Total estimate or appropriation.		213,500		178,640		201,500
Received by transfer from "Miscellaneous trust funds of Indian tribes".		-213,500		-178,640		-201,500

Expenses of tribal officers, Five Civilized Tribes, Oklahoma (tribal funds): For the current fiscal year money may be expended from the tribal funds of the Choctaw, Chickasaw, Creek, and Seminole Tribes for equalization of allotments, per capita, and other payments authorized by law to individual members of the respective tribes, [not to exceed \$5,000 for improvement of Choctaw buildings and grounds,] and for salaries and contingent expenses of the

governor of the Chickasaw Nation and chief of the Choctaw Nation, one mining trustee for the Choctaw and Chickasaw Nations, at salaries of \$3,000 each for the said governor, said chief, and said mining trustee, chief of the Creek Nation at \$1,200 and one attorney each for the Choctaw and Chickasaw Tribes employed under contract approved by the President under existing law: *Provided*, That the expenses of the above-named officials shall be determined and limited by the Commissioner of Indian Affairs at not to exceed \$2,500 each. (Act of July 1, 1902, Public Law 228; Act of July 3, 1945, Public Law 123.)

By objects	Obligations		
	Estimate, 1947	Estimate, 1946	Actual, 1945
01 Personal services (net)	\$20,200	\$20,200	\$15,800
<b>OTHER OBLIGATIONS</b>			
02 Travel	\$4,000	\$4,000	\$3,978
04 Communication services	775	775	802
05 Rents and utility services	575	575	295
07 Other contractual services	6,750	6,750	6,477
08 Supplies and materials	2,300	2,300	1,214
Total other obligations.	14,400	14,400	12,766
Grand total obligations.	34,600	34,600	28,566
Estimated savings, unobligated balance.			6,034
Total estimate or appropriation.	34,600	34,600	34,600
Received by transfer from "Miscellaneous trust funds of Indian tribes"	-34,600	-34,600	-34,600

Expenses of tribal councils or committees thereof (tribal funds): For travel[ing] and other expenses of members of tribal councils, business committees, or other tribal organizations, when engaged on business of the tribes, including supplies and equipment, not to exceed \$6 per diem in lieu of subsistence, and not to exceed 5 cents per mile for use of personally owned automobiles, when duly authorized or approved in advance by the Commissioner of Indian Affairs, except that the Shoshone and Arapahoe Tribes of Wyoming may not exceed \$8 per diem and when in the District of Columbia or Chicago, Illinois, \$10 per diem as heretofore provided, \$25,000, payable from funds on deposit to the credit of the particular tribe interested: *Provided*, That no part of this appropriation, or of any other appropriation contained in this Act, shall be available for expenses of members of tribal councils, business committees, or other tribal organizations, when in the District of Columbia or Chicago, Illinois, for more than an eight-day period, unless the Secretary shall in writing approve a longer period. (25 U. S. C. 123; Act of July 3, 1945, Public Law 123.)

By objects	Obligations		
	Estimate, 1947	Estimate, 1946	Actual, 1945
02 Travel	\$20,750	\$20,750	\$13,695
03 Transportation of things	25	25	2
04 Communication services	25	25	
07 Other contractual services	250	250	218
08 Supplies and materials	2,500	2,500	156
09 Equipment	500	500	
11 Grants, subsidies, and contributions	950	950	
Grand total obligations.	25,000	25,000	14,071
Estimated savings, unobligated balance.			10,929
Total estimate or appropriation.	25,000	25,000	25,000
Received by transfer from "Miscellaneous trust funds of Indian tribes"	-25,000	-25,000	-25,000

Relief of needy Indians: For the relief of Indians in need of assistance, including cash grants; the purchase of subsistence supplies, clothing, and household goods; medical, burial, housing, transportation, and all other necessary expenses, \$75,000, payable from funds on deposit to the credit of the particular tribe concerned: *Provided*, That expenditures hereunder may be made without regard to section 3709, Revised Statutes, or to the Act of May 27, 1930 (46 Stat. 391), as amended. (25 U. S. C. 123; Act of July 3, 1945, Public Law 123.)

By objects	Obligations					
	Estimate, 1947		Estimate, 1946		Actual, 1945	
	Man-years	Total salary	Man-years	Total salary	Man-years	Total salary
<b>PERSONAL SERVICES, FIELD</b>						
W. A. E. employment, field.	2	\$1,500	2	\$1,500	0.6	\$453
Overtime pay, field.						90
01 Personal services (net)	2	1,500	2	1,500	0.6	543

**BUREAU OF INDIAN AFFAIRS—Continued**

*MISCELLANEOUS INDIAN TRIBAL FUNDS—continued*

**Miscellaneous Indian Tribal Funds—Continued**

By objects	Obligations		
	Estimate, 1947	Estimate, 1946	Actual, 1945
<b>OTHER OBLIGATIONS</b>			
04 Communication services .....			\$2
07 Other contractual services .....	\$1,000	\$1,000	1,117
08 Supplies and materials .....	11,000	11,000	10,330
09 Equipment .....			55
11 Grants, subsidies, and contributions .....	61,500	61,500	35,000
Total other obligations .....	73,500	73,500	50,104
Grand total obligations .....	75,000	75,000	50,647
Estimated savings, unobligated balance .....			49,353
Total estimate or appropriation .....	75,000	75,000	100,000
Received by transfer from "Miscellaneous trust funds of Indian tribes" .....	-75,000	-75,000	-100,000

**Relief of Chippewa Indians in Minnesota (tribal funds)—**

By objects	Obligations					
	Estimate, 1947		Estimate, 1946		Actual, 1945	
	Man-years	Total salary	Man-years	Total salary	Man-years	Total salary
<b>PERSONAL SERVICES, FIELD</b>						
W. A. E. employment, field .....					0.1	\$29
Overtime pay, field .....						6
01 Personal services (net) .....					0.1	35
<b>OTHER OBLIGATIONS</b>						
03 Transportation of things .....						5
07 Other contractual services .....						826
08 Supplies and materials .....						1,451
11 Grants, subsidies, and contributions .....						150
Total other obligations .....						2,432
Grand total obligations .....						2,467
Estimated savings, unobligated balance .....						40,908
Total estimate or appropriation .....						43,375
Received by transfer from "Miscellaneous trust funds of Indian tribes" .....						-43,375

【Compensation and expenses of an attorney, Colorado River Tribe, Arizona (tribal funds): For compensation and expenses of an attorney employed by the Colorado River Tribe of Indians, Arizona, under contract to be approved by the Secretary of the Interior, \$1,500, payable from funds on deposit to the credit of the tribe.】 (25 U. S. C. 123; Act of July 3, 1945, Public Law 123.)

Transferred to "Compensation and expenses of attorneys (tribal funds)."

【Compensation and expenses of an attorney, Ute Tribe, Utah (tribal funds): For compensation and expenses of an attorney employed by the Ute Tribe of Indians of the Uintah and Ouray Reservation, Utah, under a contract approved by the Secretary of the Interior on November 18, 1943, \$4,500, payable from funds on deposit to the credit of the tribe.】 (25 U. S. C. 123; Act of July 3, 1945, Public Law 123.)

Transferred to "Compensation and expenses of attorneys (tribal funds)."

【Expenses of attorneys, Colville Tribe, Washington (tribal funds): For expenses of attorney or attorneys employed by the Colville Tribe of Indians of the Colville Reservation, Washington, under a contract approved by the Secretary on October 10, 1944, \$2,000, payable from funds on deposit in the Treasury to the credit of said tribe of Indians.】 (25 U. S. C. 123; Act of July 3, 1945, Public Law 123.)

Transferred to "Compensation and expenses of attorneys (tribal funds)."

【Expenses of attorneys, Quinaielt Tribe, Washington (tribal funds): Not to exceed \$8,000 of the funds on deposit to the credit of the Quinaielt Indians, Washington, is hereby made available until expended for expenses incurred by the attorney of record incident to the prosecution of the suit by said tribe against the

United States as authorized by the Act of February 12, 1925 (43 Stat. 886): *Provided*, That claims for such expenses shall be itemized and supported by proper vouchers and shall be paid only upon the approval of the Secretary of the Interior; *Provided further*, That any payments made hereunder shall be deducted from any amount which may hereafter be decreed by the Court of Claims to the attorney for expenses in connection with the suit on behalf of the Quinaielt Indians.】 (25 U. S. C. 123; Act of July 3, 1945, Public Law 123.)

Transferred to "Compensation and expenses of attorneys (tribal funds)."

【Compensation and expenses of an attorney or attorneys, Shoshone Tribe of Indians, Wyoming (tribal funds): For compensation and expenses of an attorney or attorneys employed by the Shoshone Indian Tribe under a contract approved by the Secretary of the Interior on January 20, 1945, \$20,000, or so much thereof as may be necessary, payable from funds on deposit in the Treasury to the credit of such tribe; and the amount herein appropriated shall be available for compensation earned and expenses incurred during the period covered by said contract.】 (25 U. S. C. 123; Act of July 3, 1945, Public Law 123.)

Transferred to "Compensation and expenses of attorneys (tribal funds)."

*Compensation and expenses of attorneys (tribal funds): For compensation and expenses of attorneys employed by various tribes of Indians under contracts to be approved by the Secretary of the Interior, \$16,900, payable from funds on deposit in the United States Treasury, to the credit of the particular Indian tribe concerned. (25 U. S. C. 123.)*

NOTE.—Funds estimated for 1947 and amounts reflected in the schedule for 1946 include amounts transferred from "Compensation and expenses of an attorney, Colorado River Tribe, Arizona (tribal funds)," "Compensation and expenses of an attorney, Ute Tribe, Utah (tribal funds)," "Expenses of attorneys, Colville Tribe, Washington (tribal funds)," "Expenses of attorneys, Quinaielt Tribe, Washington (tribal funds)," and "Compensation and expenses of an attorney or attorneys, Shoshone Tribe of Indians, Wyoming (tribal funds)."

By objects	Obligations		
	Estimate, 1947	Estimate, 1946	Actual, 1945
02 Travel .....	\$1,400	\$6,494	\$1,932
07 Other contractual services .....	15,500	62,983	13,106
Grand total obligations .....	16,900	69,477	15,038
Prior year funds available in 1945 .....			-47,465
1945 funds available in 1946 .....		-36,113	+36,113
1946 appropriation obligated in 1945 .....		+2,636	-2,636
Total estimate or appropriation .....	16,900	36,000	1,050
Received by transfer from "Miscellaneous trust funds of Indian tribes" .....	-16,900	-36,000	-1,050
<b>BY PROJECTS OR FUNCTIONS</b>			
1. Colorado River, Ariz. ....	\$1,500	\$1,500	
2. Colville, Wash. ....	2,500	2,000	
3. Confederated Salish and Kootenai, Montana .....		20,118	\$3,750
4. Consolidated Chippewa, Minnesota .....	8,400	9,512	4,488
5. Creek Nation, Oklahoma .....		859	
6. Northern Cheyenne, Montana .....		5,400	
7. Quinaielt Tribe, Washington .....		8,000	431
8. Seminole Nation, Oklahoma .....		224	
9. Shoshone Tribe, Wyoming .....		17,364	6,369
10. Ute Tribe, Utah .....	4,500	4,500	
Grand total obligations .....	16,900	69,477	15,038
Adjustments (see objects schedule for detail) .....		-33,477	-13,988
Total estimate or appropriation .....	16,900	36,000	1,050
Received by transfer from "Miscellaneous trust funds of Indian tribes" .....	-16,900	-36,000	-1,050

Purchase and lease of lands (tribal funds): For the purchase of land and improvements on land; lease of lands and water rights; and necessary expenses incident thereto, [in not to exceed the following amounts:】

【Arizona: Navajo, Arizona and New Mexico, \$20,000; Colorado: Southern Ute, \$30,000; Montana: Blackfeet, \$50,000; Flathead, \$25,000; Fort Peck, \$50,000; Nebraska: Santee, \$6,000; North and South Dakota: Standing Rock, \$6,000; Washington: Colville, \$50,000; in all, not to exceed \$237,000, to be paid from the funds held by the United States in trust for the respective tribes; *Provided*, That 5 per centum of the foregoing amounts shall be available interchangeably】 \$145,000, payable from funds held in trust for the particular tribe concerned, to remain available until expended; *Provided*, That title to any lands or improvements so purchased shall



be taken in the name of the United States in trust for the tribe for which purchased. (25 U. S. C. 123; Act of July 3, 1945, Public Law 123.)

By objects	Obligations		
	Estimate, 1947	Estimate, 1946	Actual, 1945
05 Rents and utility services	\$20,000	\$20,000	\$6,004
10 Lands and structures	125,000	532,609	96,723
Grand total obligations	145,000	552,609	102,727
Prior year funds available in 1945			-206,832
1945 funds available in 1946		-315,609	+315,609
Estimated savings, unobligated balance			8,996
Total estimate or appropriation	145,000	237,000	160,500
Received by transfer from "Miscellaneous trust funds of Indian tribes"	-145,000	-237,000	-160,500
<b>BY PROJECTS OR FUNCTIONS</b>			
1. Leasing of lands, Navajo, Arizona, and New Mexico	\$20,000	\$20,000	\$6,004
2. Purchase of lands	50,000	50,000	
Blackfoot, Montana		50,000	
Cherokee, North Carolina		2,500	
Colville, Washington		110,750	10,401
Colville (Spokane), Washington		5,500	2,772
Consolidated Ute (Confederated Bands of Utes), Utah		31,500	
Consolidated Ute (Southern Ute), Colorado	30,000	52,313	7,687
Flathead, Montana		107,750	5,250
Fort Hall, Idaho		8,843	
Fort Peck, Montana		51,377	28,415
Navajo, Arizona, New Mexico, and Utah		29,100	3,300
Round Valley Reservation, California		8,021	135
Standing Rock, North and South Dakota		6,000	
Taholah (Makah), Washington	20,000		
Wind River, Wyoming		62,759	38,763
Winnebago (Ponca), Nebraska	3,225		
Winnebago (Santee), Nebraska		6,000	
Miscellaneous	21,775		
Grand total obligations	145,000	552,609	102,727
Adjustments (see objects schedule for detail)		-315,609	+57,773
Total estimate or appropriation	145,000	237,000	160,500
Received by transfer from "Miscellaneous trust funds of Indian tribes"	-145,000	-237,000	-160,500

Industrial assistance (tribal funds): For advances to individual members of the tribes for the construction of homes and for the purchase of land, seed, animals, machinery, tools, implements, building material, and other equipment and supplies; and for advances to old, disabled, or indigent Indians for their support and burial, and Indians having irrigable allotments to assist them in the development and cultivation thereof, to be immediately available, [\$30,000] \$151,375, payable from tribal funds as follows: [Colorado River, Arizona, \$30,000] Northern Idaho, Idaho, \$50,000; Flandreau, South Dakota, \$1,375; Yakima, Washington, \$100,000; and the unexpended balances of funds available under this head in the Interior Department Appropriation Act for the fiscal year [1945] 1946 are hereby continued available during the fiscal year [1946] 1947 for the purposes for which they were appropriated: *Provided*, That advances may be made to worthy Indian youth to enable them to take educational courses, including courses in nursing, home economics, forestry, agriculture, and other industrial subjects in colleges, universities, or other institutions, and advances so made shall be reimbursed in not to exceed eight years under such regulations as the Secretary may prescribe: *Provided further*, That all moneys reimbursed during the fiscal year [1946] 1947 shall be credited to the respective appropriations and be available for the purposes of this paragraph: *Provided further*, That funds available under this paragraph may be used for the establishment and operation of tribal enterprises when proposed by Indian tribes and approved under regulations prescribed by the Secretary: *Provided further*, That enterprises operated under the authority contained in the foregoing proviso shall be governed by the regulations established for the making of loans from the revolving loan fund authorized by the Act of June 18, 1934 (25 U. S. C. 470): *Provided further*, That the unexpended balances of prior appropriations under this head for any tribe, including reimbursements to such appropriations and the appropriations made herein, may be advanced to such tribe, if incorporated, for use under regulations established for the making of loans from the revolving loan fund authorized by the Act of June 18, 1934 (25 U. S. C. 470). (25 U. S. C. 123; Act of July 3, 1945, Public Law 123.)

By objects	Obligations		
	Estimate, 1947	Estimate, 1946	Actual, 1945
16 Investments and loans	\$550,000	\$307,000	\$345,219
Prior year funds and accruals thereto available in 1947, 1946, 1945	-398,625	-277,000	-268,219
Total estimate or appropriation	151,375	30,000	77,000
Received by transfer from "Miscellaneous trust funds of Indian tribes"	-151,375	-30,000	-77,000

*Pima cropping operations (tribal funds)*: For continuing subjugation and for cropping operations on the lands of the Pima Indians in Arizona, there shall be available not to exceed [\$132,000] \$200,000 of the revenues derived from these operations and deposited into the Treasury of the United States to the credit of such Indians, and such revenues are hereby made available for payment of irrigation operation and maintenance charges assessed against tribal or allotted lands of said Pima Indians. (25 U. S. C. 123; Act of July 3, 1945, Public Law 123.)

By objects	Obligations					
	Estimate, 1947		Estimate, 1946		Actual, 1945	
	Man-years	Total salary	Man-years	Total salary	Man-years	Total salary
<b>PERSONAL SERVICES, FIELD</b>						
Clerical, administrative, and fiscal service						
Grade 4 Range \$2,100 to \$2,666	1	\$2,166	1	\$2,166	1	\$1,800
Grade 3 Range \$1,902 to \$2,298	1	1,968	1	1,932	1	1,620
Grade 2 Range \$1,704 to \$2,100	1	1,770	1	1,722	0 3	902
Crafts, protective, and custodial service						
Grade 6 Range \$2,166 to \$2,562	1	2,232	1	2,196	1	1,860
Total permanent, field	4	8,136	4	8,016	3 3	6,182
Temporary employment, field	50	100,000	30 5	48,000	17 5	25,288
W. A. E. employment, field	3	6,000	3	6,000	3 2	5,702
Overtime pay, field				443		4,310
All personal services, field	57	114,136	37 5	62,459	24	41,482
Deduct quarters and subsistence furnished		502		502		502
01 Personal services (net)	57	113,634	37 5	61,957	24	40,980
<b>OTHER OBLIGATIONS</b>						
03 Transportation of things		1,000		1,000		1,005
04 Communication services		30		30		10
05 Rents and utility services		275		275		297
07 Other contractual services		25,000		12,000		11,753
08 Supplies and materials		48,061		44,738		8,486
09 Equipment		12,000		12,000		7,727
Total other obligations		86,366		70,043		29,278
Grand total obligations		200,000		132,000		70,258
Estimated savings, unobligated balance						29,742
Total estimate or appropriation		200,000		132,000		100,000
Received by transfer from "Miscellaneous trust funds of Indian tribes"		-200,000		-132,000		-100,000

*Suppressing forest and range fires (tribal funds)*: For the suppression or emergency prevention of forest and range fires on or threatening Indian reservations, \$25,000, payable from funds held by the United States in trust for the respective tribes interested. (25 U. S. C. 123; Act of July 3, 1945, Public Law 123.)

By objects	Obligations					
	Estimate, 1947		Estimate, 1946		Actual, 1945	
	Man-years	Total salary	Man-years	Total salary	Man-years	Total salary
01 Personal services (W. A. E. employment, field) (net)	10	\$15,000	10	\$15,000	6 1	\$9,162
<b>OTHER OBLIGATIONS</b>						
02 Travel		100		100		
03 Transportation of things		100		100		
04 Communication services		50		50		
07 Other contractual services		4,250		4,250		1,190
08 Supplies and materials		5,000		5,000		1,215
09 Equipment		500		500		
Total other obligations		10,000		10,000		2,405
Grand total obligations		25,000		25,000		11,567
Estimated savings, unobligated balance						13,433
Total estimate or appropriation		25,000		25,000		25,000
Received by transfer from "Miscellaneous trust funds of Indian tribes"		-25,000		-25,000		-25,000





By objects	Obligations					
	Estimate, 1947		Estimate, 1946		Actual, 1945	
	Man-years	Total salary	Man-years	Total salary	Man-years	Total salary
<b>PERSONAL SERVICES, FIELD—continued</b>						
Clerical, administrative, and fiscal service—Continued						
Grade 8. Range \$3,310 to \$3,970	1	\$3,695	1	\$3,665	1	\$3,125
Grade 7. Range \$2,980 to \$3,640	1	3,310	1	3,281	1	2,775
Grade 6. Range \$2,650 to \$3,310	2	6,290	2	5,815	2	5,150
Grade 5. Range \$2,320 to \$2,980	3	8,649	3	7,719	3	6,775
Grade 4. Range \$2,100 to \$2,496	5	11,510	5	11,110	5	9,345
Grade 3. Range \$1,902 to \$2,298	6	12,516	6	12,120	6	10,610
Grade 2. Range \$1,704 to \$2,100	7	12,810	7	12,348	7	10,470
Professional service:						
Grade 3. Range \$3,640 to \$4,300:						
Forest supervisor	1	4,355	1	4,245	1	3,650
Grade 2. Range \$2,980 to \$3,640	1	3,640	1	3,640	1	3,175
Grade 1. Range \$2,320 to \$2,980	1	2,623	1	2,513	1	2,075
Subprofessional service:						
Grade 5. Range \$2,100 to \$2,496	1	2,447	1	2,381	1	1,965
Grade 3. Range \$1,704 to \$2,100	1	1,950	1	1,864	1	1,515
Crafts, protective, and custodial service:						
Grade 9. Range \$2,650 to \$3,310	1	2,914	1	2,804	1	2,400
Grade 8. Range \$2,540 to \$3,200	1	2,870	1	2,760	1	2,325
Grade 7. Range \$2,364 to \$2,870	3	7,727	3	7,269	3	6,345
Grade 5. Range \$1,668 to \$2,364	1	2,199	1	2,133	1	1,770
Total permanent, field	39	102,445	39	99,227	40	87,820
W. A. E. employment, field	340	650,000	340	650,000	299	540,666
Overtime pay, field						19,301
All personal services, field	379	752,445	379	749,227	339	647,787
Deduct quarters and subsistence furnished		3,850		3,850		3,850
01 Personal services (net)	379	748,595	379	745,377	380	643,927
<b>OTHER OBLIGATIONS</b>						
02 Travel		7,500		7,500		7,042
03 Transportation of things		35,000		35,000		32,078
04 Communication services		1,500		1,500		1,614
05 Rents and utility services		1,500		1,500		2,321
06 Printing and binding		500		500		541
07 Other contractual services		100,000		100,000		252,718
08 Supplies and materials		544,000		514,000		349,413
09 Equipment		60,000		60,000		39,256
10 Lands and structures		175,000		175,000		7,096
11 Grants, subsidies, and contributions		50,000		50,000		135,452
12 Pensions, annuities, and insurance losses		3,701,905		3,701,905		3,574,275
16 Investments and loans		320,000		320,000		320,025
Total other obligations		4,996,905		4,966,905		1,721,831
Grand total obligations		5,745,500		5,712,282		5,365,758
Reimbursements for services performed		-450,000		-450,000		-495,952
Transferred to specific appropriations		+1,544,875		+1,448,655		+1,426,475
Balance available in subsequent years		+736,325		+660,663		+1,251,441
Total estimate or appropriation		7,576,700		7,371,600		7,547,722

**Indian Moneys, Proceeds of Labor—**

All miscellaneous revenues derived from Indian reservations, agencies, and schools, which are not required by existing law to be otherwise disposed of, are covered into the Treasury of the United States under the caption "Indian moneys, proceeds of labor" and are made available for expenditure at the discretion of the Secre-

tary of the Interior for the benefit of the reservations, agencies, and schools on whose behalf they are collected (44 Stat. 560).

Estimate 1947, \$667,500      Appropriated 1946, \$600,000  
Revised 1946, \$675,000

By objects	Obligations					
	Estimate, 1947		Estimate, 1946		Actual, 1945	
	Man-years	Total salary	Man-years	Total salary	Man-years	Total salary
<b>PERSONAL SERVICES, FIELD</b>						
Clerical, administrative, and fiscal service:						
Grade 8. Range \$3,310 to \$3,970	2	\$6,620	2	\$6,620		
Grade 7. Range \$2,980 to \$3,640	1	2,980	1	2,980		
Grade 5. Range \$2,320 to \$2,980	1	2,540	1	2,540	1	\$2,100
Grade 4. Range \$2,100 to \$2,496	3	6,684	3	6,624	3	5,640
Grade 3. Range \$1,902 to \$2,298	4	8,156	4	7,971	3	5,145
Grade 2. Range \$1,704 to \$2,100	7	13,594	7	13,132	7	10,740
Professional service:						
Grade 3. Range \$3,640 to \$4,300:						
Associate architect	1	4,025	1	3,950	1	3,350
Subprofessional service:						
Grade 3. Range \$1,704 to \$2,100	1	1,770	1	1,770	1	1,440
Crafts, protective, and custodial service:						
Grade 10. Range \$2,980 to \$3,640	1	3,200	1	3,145	1	2,650
Grade 9. Range \$2,650 to \$3,310	2	5,796	2	5,570	2	4,650
Grade 8. Range \$2,540 to \$3,200	4	10,576	4	10,436	2	4,450
Grade 7. Range \$2,364 to \$2,870	14	34,020	14	34,020	14	28,560
Grade 6. Range \$2,166 to \$2,562	5	11,094	5	11,094	4	7,440
Grade 5. Range \$1,968 to \$2,364	3	6,465	3	6,267	3	5,130
Grade 4. Range \$1,770 to \$2,166	2	3,914	2	3,782	2	3,060
Unclassified	27	23,913	27	23,913	27	23,913
Total permanent, field	78	145,647	78	143,814	71	108,268
W. A. E. employment, field	61	53,720	61	53,720	74	75,413
Overtime pay, field						39,771
All personal services, field	139	199,367	139	197,534	145	223,452
Deduct quarters and subsistence furnished		3,000		3,000		3,000
01 Personal services (net)	139	196,367	139	194,534	145	220,452
<b>OTHER OBLIGATIONS</b>						
02 Travel		4,000		4,000		6,022
03 Transportation of things		3,000		3,000		1,705
04 Communication services		5,000		5,000		6,070
05 Rents and utility services		9,800		9,800		17,972
06 Printing and binding		2,500		2,500		1,543
07 Other contractual services		75,000		75,000		46,178
08 Supplies and materials		129,011		128,811		164,211
09 Equipment		35,000		35,000		5,666
Total other obligations		263,311		263,111		249,417
Grand total obligations		459,678		457,645		469,869
Reimbursements for services performed		-200,000		-200,000		-309,106
Transferred to—						
"Conservation of health among Indians"		+17,000		+17,000		+32,575
"Indian schools, support (tribal)"		+342,500		+277,500		+285,310
Balance available in subsequent years		+48,322		+122,855		+196,251
Total estimate or appropriation		667,500		675,000		673,899

Total, Bureau of Indian Affairs, trust accounts:

Estimate 1947, \$8,244,200      Appropriated 1946, \$7,600,000  
Revised 1946, \$8,046,600

Statement of proposed expenditures for purchase, maintenance, repair, and operation of passenger-carrying vehicles for the fiscal year ending June 30, 1947

BUREAU OF INDIAN AFFAIRS

Appropriation	Vehicles (motor unless otherwise indicated) to be purchased		Old vehicles to be exchanged		Net cost of vehicles to be purchased	Old vehicles still to be used	Total maintenance, repair, and operation, all vehicles	Public purpose and users
	Number	Gross cost	Number	Allowance (estimated)				
Salaries and expenses, reservation administration	40	\$40,000	40	\$12,000	\$28,000	220	\$86,640	Used by superintendents and their staffs for reservation administration including law and order.
Salaries and expenses, district offices	20	20,000	20	6,000	14,000	30	17,225	Used by district supervisory personnel for supervision and administration of reservation in the district.
Administration of Indian forests and range resources	20	20,000	20	6,000	14,000	66	22,630	Supervision of timber and grazing activities including timber sales by foresters, range supervisors, and other forestry employees.
Agriculture and stock raising among Indians	40	40,600	35	10,500	29,500	187	75,240	Agricultural and extension work performed by extension agents, home extension agents, farmers and stockmen.
Revolving fund for loans to Indians and Indian corporations						8	3,025	Field work in connection with loans to Indians and corporations by credit agents.
Development of Indian arts and crafts						1	435	Promotion of production and disposition of Indian handicrafts by field officials.
Irrigation and drainage, Indian Service	6	6,000	6	1,800	4,200	32	13,120	Supervision of irrigation projects and project studies and engineering supervision of Indian reclamation projects.
Construction, etc., irrigation systems, Indian reservations (reimbursable)	3	3,000	3	900	2,100	30	11,000	Supervision of irrigation projects by engineers.
Education of Indians	45	45,000	45	13,500	31,500	288	83,900	Educational work on reservations and at nonreservation boarding schools by school employees and also the transportation of pupils.
Indian schools support (tribal funds)	1	1,000	1	300	700	8	3,200	Do.
Alaska native service	7	7,000	7	2,100	4,900	6	2,420	Administrative service for the Alaska service.
Conservation of health among Indians	43	43,000	41	12,300	30,700	225	85,100	Health service to Indians on reservations and in hospitals.

Statement of proposed expenditures for purchase, maintenance, repair, and operation of passenger-carrying vehicles for the fiscal year ending June 30, 1947—Continued

BUREAU OF INDIAN AFFAIRS—Continued

Appropriation	Vehicles (motor unless otherwise indicated) to be purchased		Old vehicles to be exchanged		Net cost of vehicles to be purchased	Old vehicles still to be used	Total maintenance, repair, and operation, all vehicles	Public purpose and users
	Number	Gross cost	Number	Allowance (estimated)				
Welfare of Indians.....	14	\$14,000	4	\$1,200	\$12,800	15	\$5,650	For travel of social workers to provide welfare services to Indians.
Miscellaneous Indian trust funds and Indian moneys, proceeds of labor, etc.	1	1,000	1	300	700	30	10,000	General administration of Indian Service activities on reservations.
Roads, Indian reservations.....	10	10,000	10	3,000	7,000	65	24,680	Supervision of road projects by project and district engineers.
Grand total.....	250	250,000	233	69,000	180,100	1,211	444,865	

BUREAU OF RECLAMATION

Administrative provisions: Sums appropriated in this Act for the Bureau of Reclamation shall be available for all expenditures authorized by the Act of June 17, 1902, and Acts amendatory thereof or supplementary thereto, known as the reclamation law, and all other Acts under which expenditures are authorized, including personal services in the District of Columbia; [telegraph, telephone, and other communication service;] disseminating useful information, photographing and making photographic prints, and completing and distributing material, including recordings; examination of estimates for appropriations in the field; refunds of overcollections and deposits for other purposes; lithographing, engraving, printing, and binding; [purchase of ice; purchase of rubber boots for official use by employees;] purchase (not to exceed [two hundred and eighty] one thousand one hundred and sixty-eight in fiscal year 1947), maintenance, and operation of [horse-drawn and motor-propelled] passenger vehicles; purchase (not to exceed seven in fiscal year 1947), hire, maintenance, and operation of aircraft [with funds provided for "General investigations" and the "Missouri River Basin", and all sums appropriated in this Act to such Bureau shall be available for such hire, maintenance, and operation to meet unforeseen emergencies due to fire, flood, or storm]; contract stenographic reporting services; payment of damages caused to the owners of lands or other private property of any kind by reason of the operations of the United States, its officers or employees, in the survey, construction, operation, or maintenance of irrigation works; payment for official telephone service in the field hereafter incurred in case of official telephones installed in private houses when authorized under regulations established by the Secretary; payment of rewards, when specifically authorized by the Secretary, for information leading to the apprehension and conviction of persons found guilty of the theft, damage, or destruction of public property; *Provided*, That no part of any sum provided for in this Act for operation and maintenance of any project or division of a project by the Bureau of Reclamation shall be used for the irrigation of any lands within the boundaries of an irrigation district which has contracted with the Bureau of Reclamation and is in arrears for more than twelve months in the payment of any charges due the United States, and no part of any sum provided for in this Act for such purpose shall be used for the irrigation of any lands which have contracted with the Bureau of Reclamation and are in arrears for more than twelve months in the payment of any charges due from said lands to the United States].

[Administrative provisions: The limitation contained in the Interior Department Appropriation Act, 1946, on the number of motor-propelled passenger-carrying vehicles which may be purchased is hereby increased from "two hundred and eighty" to "three hundred and eighty".] (16 U. S. C. 810; 25 U. S. C. 409; 30 U. S. C. 83, 84, 141, 149, 191; 43 U. S. C. 371-385, 391-400, 411-423, 423a-423h, 424, 424a-424d, 431-449, 461-481, 485a-485j, 491-501, 511-513, 521-526, 541-547, 561-573, 581-586, 591-599, 600-600a, 601, 610-612, 621-630, 661-665; Act of Apr. 19, 1945, Public Law 35; Act of July 3, 1945, Public Law 123; Act of Dec. 28, 1945, Public Law 269.)

Reclamation Fund, Special Fund—

The following sums are appropriated out of the special fund in the Treasury of the United States created by the Act of June 17, 1902 (43 U. S. C. 391, 411), and therein designated "the reclamation fund", to be available immediately:

GENERAL OFFICES

Salaries and expenses (other than project offices): For expenses necessary during the fiscal year [1946] 1947, including personal

services in the District of Columbia, in the administration and performance by other than project offices of Bureau of Reclamation functions, [\$3,000,000] \$5,500,000, to be available for the purposes, among others, specified under the head "Operation and maintenance administration", Bureau of Reclamation, in the Department of the Interior Appropriation Act, 1945, and reimbursable [(1)] as to expenditures for operation and maintenance administration to the same extent as is provided under said head, and (2) as to other expenditures to the extent provided by subsection O of section 4 of the Act of December 5, 1924 (43 U. S. C. 377); *Provided*, That in addition to the foregoing amount there shall be available for expenditure under this appropriation any sums transferred thereto for work performed or to be performed for the benefit of specific projects or undertakings for which other funds or appropriations are available; *Provided further*, That the unobligated balances on June 30, 1945, of appropriations heretofore made under the "Reclamation fund, special fund, construction, administrative expenses", and under the "General fund, construction, administrative expenses", shall no longer remain available for obligation after June 30, 1945]. (Act of Apr. 19, 1945, Public Law 35; Act of July 3, 1945, Public Law 123; Act of Dec. 28, 1945, Public Law 269.)

Estimate 1947, \$5,500,000      Appropriated 1946, \$3,500,000  
 \* Includes \$500,000 appropriated in the First Deficiency Appropriation Act, 1946.

By objects	Obligations					
	Estimate, 1947		Estimate, 1946		Actual, 1945	
<b>PERSONAL SERVICES, DEPARTMENTAL</b>	Man-years	Total salary	Man-years	Total salary	Man-years	Total salary
Professional service:						
Grade 9. In excess of \$9,800:						
Commissioner.....	1	\$10,000	1	\$10,000	1	\$10,000
Grade 8. Range \$8,750 to \$9,800:						
Assistant commissioner.....	1	9,012	1	9,012	1	8,062
Chief counsel.....	1	8,750	1	8,750	1	8,000
Director of project planning.....	1	8,750	1	8,750	0.7	5,288
Director of power utilization.....	1	8,750	1	8,750	1	8,000
Director of operation and maintenance.....					0.6	4,800
Grade 7. Range \$7,175 to \$8,225:						
Consulting engineer.....	1	8,225	1	8,225	1	7,500
Assistant chief counsel.....	2	14,350	0.7	5,022	0.9	5,532
Assistant director of project planning (programs).....	1	7,438	1	7,438	0.4	2,780
Assistant director of project planning (engineering).....	1	7,175	1	7,175	0.7	3,791
Assistant director of power utilization.....	1	7,175	1	7,175	0.4	2,600
Engineering assistant to the commissioner.....	1	7,175	0.7	5,023		
Field representative.....	1	7,175	0.7	5,023		
Chief, division of irrigation operations.....	1	7,175	0.6	4,305		
Chief, land use and settlement.....	1	7,175	0.5	3,588		
Chief, allocations and repayments.....	1	7,175	0.7	5,023		
Chief, economics and statistics.....	1	7,175	0.8	5,740		
Chief, standards and processes coordinator.....	1	7,175	0.5	3,588		
Chief, engineering and surveys division.....	1	7,175				
Chief, program coordination division.....	1	7,175	0.5	3,588		
Chief, economics and resources division.....	1	7,175	0.5	3,588		
Chief, resources and development.....	1	7,175				
Chief, marketing and sales.....	1	7,175				
Chief, power operation and maintenance.....	1	7,175	0.5	3,588		
Progress control officer.....	0.5	3,588				
General field counsel.....			0.3	2,151		
Engineer.....					0.4	2,437
Grade 6. Range \$6,230 to \$7,070:						
Assistant progress control officer.....	1	6,230	1	6,230		
Chief, program scheduling.....	1	6,230	0.8	4,984		

By objects	Obligations			By objects	Obligations			
	Estimate, 1947	Estimate, 1946	Actual, 1945		Estimate, 1947	Estimate, 1946	Actual, 1945	
<b>PERSONAL SERVICES, DEPARTMENTAL—CON.</b>				<b>PERSONAL SERVICES, DEPARTMENTAL—CON.</b>				
Professional service—Continued	Man-years	Total salary	Man-years	Total salary	Man-years	Total salary	Man-years	Total salary
Grade 6. Range \$6,230 to \$7,070—Con.								
Chief, progress analyst	1	\$6,230	0.9	\$5,607				
Irrigation specialist	1	6,230	1	6,230	0.5	\$3,032		
Drainage specialist	1	6,230	0.6	3,738				
Liaison specialist	1	6,230	0.6	3,738				
Land development specialist	1	6,230	0.9	5,607				
Farm management specialist	1	6,230	0.5	3,115				
Settlement specialist	1	6,230	1	6,230				
Allocations specialist	1	6,230	0.8	4,984				
Repayment specialist	1	6,230	0.6	3,738				
Economist	2	12,460	1.3	8,099				
Assistant chief counsel	2	13,510	1.7	11,465	0.4	2,450		
Principal attorney	1	6,230	0.5	3,115				
Attorney	2	12,460	1.5	9,345	0.7	3,750		
Associate engineering assistant	1	6,440	0.7	4,458				
Chief, design and construction section	1	6,230	0.7	4,361				
Chief, power utilization section	1	6,230	0.7	4,361				
Chief, special assignments section	1	6,230	0.5	3,115				
Assistant chief, engineering and surveys division	1	6,230	1	6,230				
Chief, control of planning program section	1	6,230	0.7	4,361				
Chief, coordination of plans section	1	6,230	0.8	4,984				
Chief, regional and national economy section	1	6,230	0.5	3,115				
Chief, agricultural economy section	1	6,230	0.5	3,115				
Chief, resources and development					1	5,600		
Assistant chief, resources and development	1	6,230	1	6,230				
Chief, marketing and sales					0.6	3,360		
Assistant chief, marketing and sales	1	6,230						
Chief, power operation and maintenance			0.5	3,115	0.7	3,920		
Assistant chief, power operation and maintenance	1	6,230	0.5	3,115				
Chief, standards and processes coordinator	1	6,230	0.5	3,115				
Assistant chief, economic and land utilization division					0.5	2,567		
Market analyst	1	6,230	0.5	3,115				
Field representative	4	24,920	4	24,920	2.9	16,498		
Engineer	1	6,230	1.1	6,853	0.8	4,497		
General supervisor					0.5	2,900		
Grade 5. Range \$5,180 to \$6,020:								
Engineer	11	57,190	7.4	38,406	3.6	16,547		
Assistant irrigation specialist	1	5,180	0.6	3,108				
Settlement specialist	1	5,180	0.6	3,108				
Land development specialist	1	5,180	0.5	2,590				
Analyst	1	5,180	0.6	3,108				
Marketing specialist	1	5,180	0.6	3,108				
Attorney	5	26,740	3.3	18,234	3	14,805		
Economist			0.5	2,590	0.8	3,488		
Chief, supply section	1	5,180	0.5	2,590				
Chief, competency of presentation and survey section	1	5,180	0.6	3,108				
Chief, competency of physical data section	1	5,180	0.6	3,108				
Chief, competency of power and cost estimates	1	5,180	1	5,180				
Assistant chief, resources and development	1	5,180	0.9	4,662	0.8	3,680		
Land classification specialist	2	10,360	0.5	2,590				
Reclamation economist	2	10,360	0.7	3,626				
Public works economist	1	5,180	0.8	4,144				
Engineering economist	1	5,180	0.4	2,072				
Contract specialist	1	5,180	1	5,180				
Rate analyst	1	5,180			0.8	3,680		
Market analyst			0.5	2,590				
Chief, power operation and maintenance					0.3	1,500		
Assistant chief, power operation and maintenance			0.5	2,590	0.5	2,300		
Chief, division of geology					0.1	537		
Assistant to director of project planning					0.5	2,109		
Assistant chief, economic and land utilization division					0.5	2,492		
Chief of reports					0.7	3,042		
Conservationist					0.7	3,120		
Grade 4. Range \$4,300 to \$5,180:								
Engineer	17	73,320	13.2	56,772	11.4	43,618		
Agronomist	1	4,300	1	4,300	0.5	1,742		
Repayment specialist	1	4,300	0.5	2,150				
Economist	3	12,900	1.1	4,730	0.5	1,827		
Attorney	4	18,080	3.8	17,043	3.9	15,371		
Irrigation analyst	1	4,300	0.5	2,150				
Contract specialist			1	4,300	1	3,800		
Research specialist					0.8	2,987		
Statistician					0.9	3,230		
Grade 3. Range \$3,640 to \$4,300:								
Attorney	3	11,030	1.7	6,209	0.2	658		
Engineer	5	18,200	4.3	15,652	8	26,053		
Chief draftsman	1	3,860	1	3,830				
Power contract specialist					0.5	1,600		
Agronomist					0.5	1,620		
Market analyst					0.4	1,280		
Land classification analyst						160		
Grade 2. Range \$2,980 to \$3,640:	5	15,010	4.3	13,103	10.5	27,710		
Grade 1. Range \$2,320 to \$2,980:	1	2,320			1.1	2,530		
Clerical, administrative, and fiscal service:								
Grade 15. Range \$8,750 to \$9,800:								
Assistant commissioner	1	9,012	1	9,012	1	8,000		
Director of operation and maintenance	1	8,750	1	8,750	0.3	2,651		
Director of finance	1	8,750	1	8,750	0.9	7,531		
Clerical, administrative and fiscal service—Continued								
Grade 14. Range \$7,175 to \$8,225:								
Assistant to the commissioner	1	\$7,175	1	\$7,175	0.5	\$4,000		
Director of supply	1	7,175	0.5	3,587				
Assistant director of finance	1	7,175	0.5	3,588				
Finance officer	1	7,175	1	7,175	0.2	1,300		
Control officer	1	7,175	0.5	3,588				
Assistant director of operation and maintenance	2	14,350	2	14,350	0.2	1,244		
Chief information officer	1	7,175	0.7	5,020				
Chief, standards and coordination	1	7,175	0.5	3,587				
Chief, division of reclamation land					0.5	3,250		
Grade 13. Range \$6,230 to \$7,070:								
Assistant to the commissioner					0.9	5,075		
Chief procurement officer	1	6,230	0.4	2,492				
Chief information officer	1	6,230	0.3	1,869	0.9	4,901		
Assistant chief information officer	1	6,230						
Chief property management officer	1	6,230	0.4	2,492				
Chief personnel officer	1	6,230	1	6,230	0.5	2,800		
Chief, special studies	1	6,230	0.7	4,361	0.2	1,000		
Chief auditor	1	6,230	0.5	3,115				
Finance officer						140		
Assistant finance officer	1	6,230	1.5	9,345				
Assistant to the director (finance)	1	6,230	1	6,230	0.3	1,680		
Chief accountant					0.7	3,920		
Budget officer					0.2	1,120		
Assistant director of supply	1.5	9,345	1	6,230				
Assistant chief, standards and processes coordinator	1	6,230	0.6	3,738				
Assistant control officer	1	6,230						
Financial analyst	1	6,230	0.5	3,115				
Administrative analyst	1.5	9,345	0.8	4,984				
Accountant	1	6,230						
Field supervisor						0.6	3,480	
Irrigation adviser						0.1	454	
Grade 12. Range \$5,180 to \$6,020:								
Chief, administrative release division	1	5,180	0.9	4,662				
Chief, office services division	1	5,180	0.7	3,626				
Chief, facilitating services	1	5,180	0.8	4,144				
Chief, classification section	1	5,180						
Chief personnel officer					0.5	2,300		
Chief wage classification specialist			0.8	4,144				
Assistant chief, special studies	1	5,180						
Assistant chief personnel officer	1	5,180	1	5,180				
Auditor	1	5,180	0.5	2,590				
Assistant chief auditor	1	5,180	1	5,180	0.3	1,554	0.6	2,888
Assistant chief information officer							1	4,600
Assistant to the director of finance							0.1	480
Accountant	5	25,900	3	15,540	0.2	920		
Chief of audits								
Financial analyst	2.5	12,950	1.5	7,770				
Financial adviser							0.5	2,300
Finance officer							0.7	3,220
Management analyst	3	15,540	2.4	12,432				
Administrative analyst	0.9	4,662						
Press assistant	1	5,180	0.7	3,626	0.5	2,095		
Magazine and radio assistant	1	5,180	0.7	3,626				
Liaison representative			0.3	1,554	1.9	8,522		
Grade 11. Range \$4,300 to \$5,180:								
Chief, publications section	1	4,300	1	4,300	0.8	2,892		
Chief, employment section	1	4,300	1	4,300	1	3,800		
Chief, employee relations section	1	4,300	0.2	860	0.8	3,040		
Chief, employee training section	1	4,300			1	3,800		
Chief, classification section								
Chief, office services division								
Assistant chief, facilitating services	1	4,300	0.7	3,010				
Assistant chief, employment section	1	4,300					0.5	1,900
Assistant liaison representative, operation and maintenance							0.4	1,520
Training officer					1	4,300	0.1	281
Field representative	2.5	11,630	1.1	5,610				
Analyst	2.9	12,470	1.6	6,880				
Wage rate analyst	1	4,300	0.8	3,440				
Administrative analyst							1	4,600
Financial analyst	2.5	10,750	1.5	6,450				
Management analyst							0.7	2,785
Accountant	6	25,800	3.5	15,050	0.9	3,420		</

BUREAU OF RECLAMATION—Continued

GENERAL OFFICES—continued

Reclamation Fund, Special Fund—Continued

By objects	Obligations				
	Estimate, 1947	Estimate, 1946	Actual, 1945		
<b>PERSONAL SERVICES, DEPARTMENTAL—CON.</b>					
Clerical, administrative, and fiscal service—Continued	Man-years	Total salary	Man-years	Total salary	
Grade 9. Range \$3,640 to \$4,300—Con.					
Budget analyst			1.4	\$4,480	
Pay-roll classification analyst			0.6	1,920	
Personnel technician	1	\$3,640			
Personnel assistant		0.8	\$2,912		
Accountant	2	7,280		5.7	28,030
Auditor	4	15,000	2.5	9,100	
Clerk			0.4	1,280	
Grade 8. Range \$3,310 to \$3,970	2	6,620	1	3,310	
Grade 7. Range \$2,950 to \$3,640	15	45,360	11.3	34,304	
Grade 6. Range \$2,650 to \$3,310	15	40,300	10.1	27,316	
Grade 5. Range \$2,320 to \$2,980	36	83,960	28.5	66,535	
Grade 4. Range \$2,100 to \$2,496	57.3		34.9		
		124,860		63,259	
Grade 3. Range \$1,902 to \$2,298	50	96,438	27.9	53,497	
Grade 2. Range \$1,704 to \$2,100	22	37,488	8.5	14,908	
Grade 1. Range \$1,506 to \$1,902	2	3,408	2	3,151	
			3.5	4,590	
<b>Subprofessional service:</b>					
Grade 8. Range \$2,950 to \$3,640	2	5,960	0.5	1,490	
Grade 7. Range \$2,650 to \$3,310	2	5,300	0.9	2,375	
Grade 6. Range \$2,320 to \$2,980	1	2,430	1	2,430	
Grade 5. Range \$2,100 to \$2,496	2	4,200	1	2,100	
Grade 4. Range \$1,902 to \$2,298	1	1,902			
Grade 3. Range \$1,704 to \$2,100				63	
<b>Crafts, protective, and custodial service:</b>					
Grade 5. Range \$1,968 to \$2,364	1	1,968			
Grade 4. Range \$1,770 to \$2,166	2	3,540	1	1,545	
Grade 3. Range \$1,572 to \$1,902	10	15,720	6	10,092	
Total permanent, departmental	456.6		302.9	261.3	
W. A. E. employment, departmental	1,741,097		1,185,326	762,019	
Overtime pay, departmental	1.4	11,250	0.6	7,800	
			24,924	135,790	
01 Personal services, departmental	458		303.5	261.3	
	1,752,347		1,218,050	897,809	
<b>OTHER OBLIGATIONS</b>					
02 Travel		89,584		53,739	
03 Transportation of things		7,500		9,000	
04 Communication services		7,152		6,800	
05 Rents and utility services				29,335	
06 Printing and binding		35,437		35,646	
07 Other contractual services		2,641		2,100	
08 Supplies and materials		31,639		50,300	
09 Equipment		65,300		37,610	
Total other obligations, departmental		230,253		215,580	
Grand total obligations, departmental	1,991,600		1,433,630	1,134,831	
<b>REGIONAL OFFICES</b>					
<b>PERSONAL SERVICES, FIELD</b>					
<b>Professional service:</b>					
Grade 8. Range \$8,750 to \$9,800:					
Regional director	7	61,250	6.4	56,789	
Assistant regional director			0.5	4,500	
Grade 7. Range \$7,175 to \$8,225:					
Regional director			2.2	14,083	
Assistant regional director	8	57,400	5.8	41,934	
Regional counsel	5	35,875	3.5	25,373	
Regional supervisor, operation and maintenance	7	50,225	3.3	23,943	
Regional power manager	6	43,050	2.7	19,378	
Regional engineer	7	50,225	3.4	24,536	
Regional planning engineer	7	50,225	3.1	22,245	
Chief, river control			0.5	3,250	
Grade 6. Range \$6,230 to \$7,070:					
Consultant, operation and maintenance			0.5	3,535	
Assistant regional counsel	7	33,610	4.7	29,281	
Assistant power manager	2	12,460	1.1	6,853	
Assistant regional engineer	5	31,150			
Assistant planning engineer	7	43,610	3.6	22,995	
Attorney	2	12,460	1.2	7,896	
Chief, land use specialist	3	18,690	2.3	14,833	
Chief, irrigation operations	4	24,920	2.3	13,706	
Chief, repayments	4	24,920	2.5	17,444	
Chief economist	3	18,690	1.7	10,591	
Engineer, development	4	24,920	1	6,230	
Engineer, marketing	4	24,920	1	6,853	
Engineer, operations	4	24,920	1.8	11,214	
Construction engineer	1	6,230	1	6,230	
Economist, resources	5	31,150	2.3	14,329	
Chief, engineering and estimates	5	31,150	0.5	3,115	
Chief, surveys	1	6,230	1.9	11,837	
Chief hydrologist	7	43,610	2.8	17,444	
Engineer, programs	1	6,230	0.4	2,492	
Assistant to regional director			0.5	3,535	
Assistant regional director			2.2	13,706	
Regional planning engineer			1.8	11,214	

By objects	Obligations				
	Estimate, 1947	Estimate, 1946	Actual, 1945		
<b>REGIONAL OFFICES—Continued</b>					
<b>PERSONAL SERVICES, FIELD—continued</b>					
<b>Professional service—Continued</b>					
Grade 6. Range \$6,230 to \$7,070—Con.	Man-years	Total salary	Man-years	Total salary	
Regional supervisor, operation and maintenance			2.3	\$14,434	
Regional power manager			2.6	14,179	
Assistant regional supervisor, operation and maintenance			1.1	6,853	
Economist			0.5	3,115	
Regional counsel			1	6,230	
Grade 5. Range \$5,180 to \$6,020:					
Administrative engineer	1	\$5,180			
Control officer	6	31,080			
Attorney	11	56,980	7.7	39,886	
Assistant chief, land use	4	20,720	2.5	12,950	
Assistant chief, operations	2	10,360			
Assistant chief, repayment	3	15,540	0.3	1,554	
Irrigation engineer	1	5,180	0.8	4,880	
Chief, water utilization, and management			0.8	4,144	
Economist	1	5,180	0.1	518	
Engineer, development	2	10,360			
Engineer, marketing	5	25,900	2.7	13,986	
Engineer, operations	2	10,360			
Design engineer	6	31,080	2.4	12,462	
Construction engineer	6	31,080	2.3	22,694	
Economic specialist	6	31,080	1.3	6,734	
Engineer, project reports	5	25,900	2.8	14,504	
Engineer, progress reports	2	10,360	1.3	6,734	
Hydrologist	1	5,180	0.5	2,590	
Engineer, programs	4	20,720	0.3	1,554	
Regional land officer	6	31,080	0.5	2,590	
Assistant chief economist	3	15,540	0.9	4,662	
Assistant regional planning engineer			0.9	4,662	
Chief, division of geology			0.8	4,459	
Assistant supervisor, operation and maintenance			1.3	6,839	
Assistant chief of power			1.5	7,770	
Agricultural economist			0.2	1,036	
Assistant chief, resources division			1.2	6,216	
Assistant chief construction engineer			0.5	2,590	
Assistant to regional director				0.2	912
Grade 4. Range \$4,300 to \$5,180:					
Attorney	3	12,900	3	12,951	
Land use specialist	2	8,600	1.8	7,740	
Agonomist	1	4,300	2	8,600	
Geologist			0.7	3,010	
Irrigation specialist	1	4,300	1	4,300	
Repayment specialist	2	8,600	1.7	7,310	
Economist	3	12,900	1.3	5,590	
Engineer	3	12,900	3	12,900	
Engineer, schedules	4	17,200	2.3	9,890	
Engineer, programs	1	4,300	1.4	6,020	
Hydrologist	5	21,500	2.3	9,890	
Economist-specialist	1	4,300	1	4,300	
Engineer, reports	2	8,600	2	8,600	
Engineer, surveys	1	4,300	1	4,300	
Engineer, planning, facilitating services			1	4,520	
Chief, appraisals section			0.5	2,590	
Chief, economic resources			2	8,600	
Assistant construction engineer			0.7	3,010	
Drainage engineer			1.4	6,020	
Assistant to regional director			0.5	2,480	
Chief, power marketing and sales			0.7	3,010	
Grade 3. Range \$3,640 to \$4,300:					
Attorney	3	10,920	2.1	7,652	
Land classification specialist	1	3,640	1.6	5,824	
Irrigation specialist	1	3,640			
Assistant chief, facilitating services				1.8	5,920
Hydrologist			0.5	3,640	
Economist	1	3,640	1.3	4,732	
Engineer	2	7,280	10.3	36,565	
Engineer, reports	3	10,920	2	7,280	
Engineer, design	2	7,280			
Chief draftsman	2	7,280	1.5	5,570	
Geologist				0.5	1,600
Land use specialist			0.8	2,912	
Soils technologist			0.8	2,912	
Assistant control officer			1	3,750	
Grade 2. Range \$2,980 to \$3,640:					
Grade 1. Range \$2,320 to \$2,980:					
Clerical, administrative, and fiscal service:					
Grade 14. Range \$7,175 to \$8,225:					
Regional director			0.6	4,462	
Assistant regional director			1	7,437	
Grade 13. Range \$6,230 to \$7,070:					
Assistant to the regional director	7	43,610	5.1	32,783	
Regional finance officer	7	43,610	3.3	20,559	
Regional information officer	7	43,610	2.9	18,907	
Regional supply officer	7	43,610	2.9	17,651	
Grade 12. Range \$5,180 to \$6,020:					
Administrative assistant	1	5,180	0.5	2,590	
Assistant finance officer	7	36,260	3.2	16,600	
Finance control officer	7	36,260	3.3	17,094	
Regional personnel officer	7	36,260	2.4	12,532	
Procurement officer	7	36,260	2.4	12,432	
Property manager	7	36,260	2.9	15,022	
Regional information officer			0.8	4,144	
Finance officer			1.7	8,906	
Assistant land use specialist			1.5	7,770	
Assistant to regional director			1.4	7,252	
Budget officer			0.4	2,072	
Grade 11. Range \$4,300 to \$5,180:					
Accountant, analysis	8	34,400	5	21,720	
Accountant, operations	7	30,100	4	17,200	
Assistant personnel officer	3	12,900	2.3	9,890	



By objects	Obligations		
	Estimate, 1947	Estimate, 1946	Actual, 1945
<b>REGIONAL OFFICES—Continued</b>			
<b>PERSONAL SERVICES, FIELD—continued</b>			
Clerical, administrative, and fiscal service—Continued			
Grade 11. Range \$4,300 to \$5,180—Con.			
Assistant regional land officer	4	\$17,200	2 \$8,600
Land officer, acquisition and disposition	2	8,600	2 5 10,750
Assistant regional information officer	1	4,300	
Information specialist	1	4,300	3 12,900
Chief, press and radio	4	17,200	2 6 11,620
Chief photographer	1	4,300	0 5 2,150
Office manager	7	30,100	3 8 16,198
Budget analyst			1 1 4,730
Assistant chief, fiscal and administrative management			0 5 2,150
Assistant finance officer			1 5 6,450
Administrative analyst			0 8 3,440
Procurement officer			0 3 1,290
Chief, fiscal and administrative management			
Grade 10. Range \$3,970 to \$4,630:			
Accountant	6	23,820	3 2 12,704
Photographer	3	11,910	2 2 8,734
Assistant regional supply officer			0 6 2,382
Budget officer			1 7 6,749
Chief, press and radio division			0 4 1,588
Grade 9. Range \$3,640 to \$4,300:			
Accountant	5	18,200	
Chief, employee relations training	2	7,280	0 6 2,184
Employment officer	7	25,480	3 3 12,012
Classification analyst	7	25,480	5 6 20,384
Chief, action and records	1	3,640	1 2 4,368
Photographer	2	3,640	1 3,805
Information specialist	2	7,280	1 7 5,365
Assistant office manager	3	10,920	2 4 8,804
Purchasing clerk	1	3,640	
Administrative assistant	1	3,640	
Land clerk	1	3,640	
Chief, facilitating services			1 3,640
Accountant, cost			4 6 16,854
Accountant, budget			
Office manager			1 6 5,824
Equipment officer			2 7 3,355
Chief, press and radio division			1 3,640
Grade 8. Range \$3,310 to \$3,970	2	6,620	4 6 15,226
Grade 7. Range \$2,980 to \$3,640	42	125,160	38 2 111,364
Grade 6. Range \$2,650 to \$3,310	18	47,700	15 1 40,730
Grade 5. Range \$2,320 to \$2,980	83	192,560	50 3 133,326
Grade 4. Range \$2,100 to \$2,496	100	212,000	55 6 117,580
Grade 3. Range \$1,902 to \$2,298	62	117,924	41 2 133,853
Grade 2. Range \$1,704 to \$2,100	35	59,640	55 5 66,598
Grade 1. Range \$1,506 to \$1,902			30 8 52,311
Subprofessional service:			1 3 1,958
Grade 8. Range \$2,980 to \$3,640	5	14,900	2 1 5,720
Grade 7. Range \$2,650 to \$3,310	6	17,880	3 9 10,500
Grade 6. Range \$2,320 to \$2,980			0 7 1,624
Grade 5. Range \$2,100 to \$2,496			0 7 1,470
Grade 4. Range \$1,902 to \$2,298			1 1 1,856
Grade 3. Range \$1,704 to \$2,100			0 8 1,146
Crafts, protective, and custodial service:			
Grade 7. Range \$2,364 to \$2,870	1	2,364	0 5 1,182
Grade 6. Range \$2,166 to \$2,562	1	2,166	0 5 1,083
Grade 5. Range \$1,968 to \$2,364	1	1,968	0 2 300
Grade 4. Range \$1,770 to \$2,166	1	1,770	0 1 150
Grade 3. Range \$1,572 to \$1,968	4	6,288	2 3 1,202
Grade 2. Range \$1,440 to \$1,770	13	18,720	9 4 13,680
Unclassified			1 1,440
Total permanent, field	762	2,873,650	550 8 2,001,431
Temporary employment, field			2 6 5,165
W. A. E. employment, field			0 4 900
Overtime pay, field			35,040
01 Personal services, regional offices	762	2,873,650	553 8 2,042,536
<b>OTHER OBLIGATIONS</b>			
02 Travel		129,500	101 500 76,834
03 Transportation of things		45,000	28 500 25,611
04 Communication services		32,789	19 230 11,946
05 Rents and utility services		144,500	78 300 47,941
06 Printing and binding		6,591	5 650 275
07 Other contractual services		99,943	77 980 78,961
08 Supplies and materials		59,124	58 333 54,245
09 Equipment		108,903	102 141 115,272
Total other obligations, regional offices		626,350	471 634 411,085
Grand total obligations, regional offices		3,500,000	2,514,170 1,487,585
<b>DESIGN AND CONSTRUCTION</b>			
<b>PERSONAL SERVICES, FIELD</b>			
<b>Professional service:</b>			
Grade 8. Range \$8,760 to \$9,800:			
Chief engineer	1	9,800	1 8 15,825
Assistant chief engineer, civil	1	9,537	1 9,537 8,500

By objects	Obligations		
	Estimate, 1947	Estimate, 1946	Actual, 1945
<b>DESIGN AND CONSTRUCTION—Continued</b>			
<b>PERSONAL SERVICES, FIELD—continued</b>			
<b>Professional service—Continued</b>			
Grade 8. Range \$8,760 to \$9,800—Con.			
Assistant chief engineer, construction	1	\$9,012	1 \$9,012
Assistant chief engineer, electrical and mechanical	1	9,537	1 9,537 8,500
Consulting engineer	1	9,800	1 9,800 9,000
Engineer	6	52,500	6 52,500
Grade 7. Range \$7,175 to \$8,225:			
Assistant to the chief engineer	1	7,700	1 7,700 6,750
Assistant to chiefs of civil, construction, electrical and mechanical	3	21,525	3 21,525
Consulting engineer	1	7,962	1 7,962 0 3 2,100
Chief, program control	1	7,175	1 7,175
Production engineer	1	7,175	1 7,175
Engineer	41	295,967	29 209,867 4 8 32,775
Grade 6. Range \$6,230 to \$7,070:			
Engineer	85	534,581	58 372,601 22 136,720
Chief attorney	1	6,440	1 6,440 0 2 1,197
Grade 5. Range \$5,180 to \$6,020:			
Attorney	1	5,180	1 5,180
Program officer	2	10,360	2 10,360
Assistant production engineer	1	5,180	1 5,180
Regional sponsor	7	36,260	7 36,260 0 2 920
Information officer	1	5,180	0 4 2,072
Engineer	161	841,785	84 437,760 43 9 207,900
Grade 4. Range \$4,300 to \$5,180:			
Attorney	2	12,900	1 4,300
Assistant program officer	1	4,300	1 4,300
Regional program officer	7	30,100	7 30,100
Regional sponsor			
Information officer	1	4,300	0 6 2,680
Engineer	252	1,104,830	146 631,700 64 2 249,583
Grade 3. Range \$3,640 to \$4,300:			
Attorney	2	7,610	1 3,860 0 2 650
Expediter	1	3,750	1 3,750
Cost keeper	2	7,390	1 3,640
Program assistant	2	7,500	2 7,280
Assistant regional sponsor	7	26,250	7 25,480 1 2 2,740
Information officer			
Engineer	386	1,440,970	261 956,480 104 1 344,376
Grade 2. Range \$2,980 to \$3,640	479	1,495,080	506 1,525,000 87 6 236,570
Grade 1. Range \$2,320 to \$2,980	743	1,812,400	528 1,235,940 21 5 46,800
<b>Clerical, administrative, and fiscal service:</b>			
Grade 13. Range \$6,230 to \$7,070:			
Administrative analyst	1	6,230	
Chief, administrative services	1	6,230	1 6,230
Grade 12. Range \$5,180 to \$6,020:			
Chief, personnel services	1	5,180	
Assistant chief, administrative services	1	5,180	1 5,180 1 5,000
Purchasing agent	1	5,180	1 5,180
Grade 11. Range \$4,300 to \$5,180:			
Classification officer	1	4,300	1 4,300
Administrative analyst			
Assistant chief, personnel services			
Assistant chief, administrative services			
Assistant purchasing agent	3	13,120	3 13,120 1 3,840
Chief, property management	1	4,300	1 4,300 1 3,800
Grade 10. Range \$3,970 to \$4,630:			
Wage rate analyst	1	4,190	1 4,080
Assistant chief, personnel services	1	4,520	1 4,410
Chief, accounting unit	1	4,190	1 4,080
Grade 9. Range \$3,640 to \$4,300:			
Chief, personnel actions and records section	1	3,750	1 3,640
Employee relations officer	1	3,750	1 3,640
Training officer	1	3,750	1 3,640
Classification analyst	1	3,750	1 3,640
Personnel assistant	2	7,390	
Chief, purchasing unit	5	19,300	5 18,750
Chief, duplicating service	1	3,860	1 3,750
Assistant chief, accounting unit	1	3,860	1 3,750
Administrative analyst	3	11,360	2 7,500
Clerk	8	28,460	7 24,490 4 4 13,837
Grade 8. Range \$3,310 to \$3,970	21	65,995	19 56,945 11 4 30,800
Grade 7. Range \$2,980 to \$3,640	25	76,635	23 61,650 7 2 17,330
Grade 6. Range \$2,650 to \$3,310	31	75,006	22 52,095 15 6 32,350
Grade 5. Range \$2,320 to \$2,980	52	115,822	42 90,213 20 4 41,958
Grade 4. Range \$2,100 to \$2,496	66	135,814	56 106,576 45 1 73,778
Grade 3. Range \$1,902 to \$2,298	55	99,784	51 85,925 46 8 67,784
Grade 2. Range \$1,704 to \$2,100	1	1,572	1 1,572 4 3 5,652
Grade 1. Range \$1,506 to \$1,902			
Subprofessional service:			
Grade 8. Range \$2,980 to \$3,640	40	123,090	25 75,420 10 3 27,570
Grade 7. Range \$2,650 to \$3,310	75	207,068	55 148,180 17 6 42,090
Grade 6. Range \$2,320 to \$2,980	96	233,394	50 122,140 41 5 88,490
Grade 5. Range \$2,100 to \$2,496	88	187,769	40 84,000 19 4 35,390
Grade 4. Range \$1,902 to \$2,298	59	119,758	29 55,128 12 7 20,736
Grade 3. Range \$1,704 to \$2,100	48	82,092	14 24,846 11 1 16,280
Grade 2. Range \$1,572 to \$1,968	25	40,356	9 14,610 6 2 6,996
Grade 1. Range \$1,440 to \$1,836	1	1,440	1 1,440 1 1,218
<b>Crafts, protective, and custodial service:</b>			
Grade 10. Range \$2,980 to \$3,640	2	6,950	2 6,020 0 9 2,500
Grade 9. Range \$2,650 to \$3,310	10	27,930	10 26,800 1 2 500
Grade 8. Range \$2,364 to \$2,870	8	21,530	8 21,530 1 5 3,400
Grade 7. Range \$2,166 to \$2,562	11	28,072	11 26,304 10 3 40,434
Grade 6. Range \$1,968 to \$2,364	4	9,415	4 8,784 2 3 750
Grade 5. Range \$1,770 to \$2,166	1	2,166	1 1,968 0 5 840

BUREAU OF RECLAMATION—Continued

GENERAL OFFICES—continued

Reclamation Fund, Special Fund—Continued

By objects	Obligations					
	Estimate, 1947		Estimate, 1946		Actual, 1945	
DESIGN AND CONSTRUCTION—Continued						
PERSONAL SERVICES, FIELD—continued	Man- years	Total salary	Man- years	Total salary	Man- years	Total salary
Crafts, protective, and custodial service— Continued						
Grade 3. Range \$1,572 to \$1,902	6	\$10,092	2	\$3,210	0.2	\$264
Grade 2. Range \$1,440 to \$1,770	20	30,516	14	20,550	12.5	15,000
Total permanent, field	2,985		2,185		679.4	
		9,704,462		6,891,459		1,929,991
Temporary employment, field						3.5
W. A. E. employment, field	15	75,000	15	70,829	0.3	4,000
Overtime pay, field				98,000		344,432
01 Personal services, design and construction	3,000		2,200		683.2	
		9,779,462		7,060,288		2,282,423
OTHER OBLIGATIONS						
02 Travel		120,000		90,000		37,232
03 Transportation of things		32,000		24,000		7,039
04 Communication services		55,000		41,250		12,022
05 Rents and utility services		192,000		160,000		20,089
06 Printing and binding		1,200		750		41
07 Other contractual services		242,800		215,000		42,305
08 Supplies and materials		327,538		258,312		73,510
09 Equipment		250,000		150,400		26,339
Total other obligations, design and construction		1,220,538		939,712		218,578
Grand total obligations, design and construction		11,000,000		8,000,000		2,501,001
SUMMARY						
PERSONAL SERVICES, DEPARTMENTAL						
Departmental	458		303.5		261.3	
		1,752,347		1,218,050		897,809
PERSONAL SERVICES, FIELD						
Regional offices	762		553.8		316.2	
		2,873,650		2,042,536		1,076,500
Design and construction	3,000		2,200		683.2	
		9,779,462		7,060,288		2,282,423
All personal services, field	3,762		2,753.8		999.4	
		12,653,112		9,102,824		3,358,923
01 Personal services (net)	4,220		3,057.3		1,260.7	
		14,405,459		10,320,874		4,256,732
OTHER OBLIGATIONS						
02 Travel		339,084		265,624		167,805
03 Transportation of things		84,500		61,500		40,999
04 Communication services		94,941		67,280		40,800
05 Rents and utility services		336,500		238,300		97,365
06 Printing and binding		43,228		42,046		26,494
07 Other contractual services		345,384		295,080		151,384
08 Supplies and materials		418,301		366,945		188,313
09 Equipment		424,203		290,151		153,525
Total other obligations		2,086,141		1,626,926		866,685
Grand total obligations		16,491,600		11,947,800		5,123,417
Reimbursements for services performed						-1,487,585
Obligations shown above for design and construction (initially financed by transfers to or reimbursement of the estimate) are for direct service work for specific projects or undertakings and reimbursable from project appropriations as follows:						
Gila project, Arizona		-60,500		-104,652		-11,025
All-American Canal project, Arizona-California		-205,700		-226,792		-3,096
Parker Dam power project, Arizona-California						-41,740
Boulder Canyon project, Arizona-Nevada		-65,600		-108,648		-3,271
Davis Dam project, Arizona-Nevada		-729,136		-479,280		-175,399
Central Valley project, California		-1,355,000		-1,127,994		-370,975
Kings River project, California		-15,000		-36,000		
Colorado-Big Thompson project, Colorado		-600,000		-386,502		-223,013
San Luis Valley project, Colorado		-80,000		-53,248		-11,011
Boise project, Idaho, Anderson ranch		-95,680		-241,182		-198,402
Boise project, Idaho, Payette division		-62,552		-127,224		-1,462
Minidoka project, Idaho		-26,015		-26,107		-1,625
Palisades project, Idaho		-100,000		-59,872		-5,685
Fort Peck project, Montana		-24,200		-86,397		-39,494
Hungry Horse project, Montana		-100,000		-61,200		
Sun River project, Montana		-2,323		-6,042		-6,456
Carlsbad project, New Mexico						-1,442
Rio Grande project, New Mexico		-16,335		-45,878		-7,315
Tucumcari project, New Mexico		-42,050		-164,456		-48,190

By objects	Obligations		
	Estimate, 1947	Estimate, 1946	Actual, 1945
SUMMARY—Continued			
Obligations shown above for design and construction (initially financed by transfers to or reimbursement of the estimate) are for direct service work for specific projects or undertakings and reimbursable from project appropriations as follows—Continued			
Lugert-Altus project, Oklahoma	-\$50,336	-\$127,386	-\$104,570
Deschutes project, Oregon	-31,460	-125,440	-129,693
Klamath project, Oregon	-12,100	-61,032	-43,098
Owyhee project, Oregon		-10,784	-181
Colorado River project, Texas			-12,572
Ogden River project, Utah	-2,492		
Provo River project, Utah	-75,067	-102,960	-15,252
Columbia Basin project, Washington	-1,450,000	-737,347	-342,351
Yakima project, Washington, Roza division	-34,862	-83,247	-20,057
Kendrick project, Wyoming	-12,100		-6,571
Riverton project, Wyoming	-36,300	-65,675	-1,653
Shoshone project, Wyoming, Heart Mountain division	-19,360	-49,816	-2,517
Shoshone project, Wyoming, Power and Willwood divisions	-3,292	-45,368	-783
General investigations	-3,500,000	-1,560,941	-507,575
Water conservation and utility projects	-192,540	-176,273	-164,527
Missouri River Basin	-2,000,000	-1,482,885	
Subtotal, design and construction, direct costs, financed by projects or undertakings	-11,000,000	-8,000,000	-2,501,001
Transferred to "Contingent expenses, Department of the Interior"	+8,400	+8,400	+8,400
Received by transfer from—			
"General fund, construction," administrative expenses			-325,000
"Colorado River Dam fund, Boulder Canyon project":			
Construction			-84,986
Operation and maintenance			-22,798
"Colorado River Dam fund, All-American Canal"			-91,159
"Colorado River development fund"			-15,000
"Water conservation and utility projects"			-16,250
"Fort Peck project, Montana"			-6,000
Prior year balance available in 1945			-2,397,654
Excess of obligations over appropriation due to Public Law 106		-456,200	
Carried to—			
Surplus fund, Public Law 123			+833,419
Reclamation fund, Public Law 123			+1,402,197
Total estimate or appropriation	5,500,000	3,500,000	420,000
BY PROJECTS OR FUNCTIONS			
Departmental:			
Personal services	\$1,752,347	\$1,218,050	\$897,809
Other obligations	239,253	215,580	237,022
Total obligations, departmental	1,991,600	1,433,630	1,134,831
Regional offices:			
Region No. 1, Boise, Idaho:			
Personal services	475,000	325,000	203,772
Other obligations	85,000	58,000	74,888
Subtotal, Region No. 1	560,000	383,000	278,660
Region No. 2, Sacramento, Calif.:			
Personal services	450,000	323,000	146,591
Other obligations	90,000	62,000	51,107
Subtotal, Region No. 2	540,000	385,000	197,698
Region No. 3, Boulder City, Nev.:			
Personal services	445,000	320,000	168,160
Other obligations	95,000	78,000	77,922
Subtotal, Region No. 3	540,000	398,000	246,082
Region No. 4, Salt Lake City, Utah:			
Personal services	325,650	239,536	129,592
Other obligations	90,350	56,634	35,021
Subtotal, Region No. 4	416,000	296,170	164,613
Region No. 5, Amarillo, Tex.:			
Personal services	383,000	280,000	204,291
Other obligations	95,000	85,000	92,204
Subtotal, Region No. 5	478,000	365,000	296,495
Region No. 6, Billings, Mont.:			
Personal services	400,000	275,000	115,919
Other obligations	90,000	70,000	56,065
Subtotal, Region No. 6	490,000	345,000	171,984
Region No. 7, Denver, Colo.:			
Personal services	395,000	280,000	108,175
Other obligations	81,000	62,000	23,878
Subtotal, Region No. 7	476,000	342,000	132,053
Total obligations, regional offices	3,500,000	2,514,170	1,487,585



By projects or functions	Obligations		
	Estimate, 1947	Estimate, 1946	Actual, 1945
Design and construction:			
Personal services.....	\$9,779,462	\$7,060,288	\$2,282,423
Other obligations.....	1,220,538	939,712	218,578
Total obligations, design and construction.....	11,000,000	8,000,000	2,501,001
Grand total obligations.....	16,491,600	11,947,800	5,123,417
Adjustments (see objects schedule for detail).....	-10,991,600	-8,447,800	-4,703,417
Total estimate or appropriation.....	5,500,000	3,500,000	420,000

GENERAL INVESTIGATIONS

General investigations: For engineering and economic investigations of proposed Federal reclamation projects and surveys, investigations, and other activities relating to reconstruction, rehabilitation, extensions, or financial adjustments of existing projects, and studies of water conservation and development plans, such investigations, surveys, and studies to be carried on by said Bureau either independently, or in cooperation with State agencies and other Federal agencies, including the Corps of Engineers, and the Federal Power Commission, **[\$2,250,000] \$11,000,000, to remain available until expended and which may be used to execute detailed surveys, and to prepare construction plans and specifications: Provided, That the expenditure of any sums from this appropriation for investigations of any nature requested by States, municipalities, or other interests shall be upon the basis of the State, municipality, or other interest advancing at least 50 per centum of the estimated cost of such investigations. (Act of July 3, 1945, Public Law 123; Act of Dec. 28, 1945, Public Law 269.)**

Estimate 1947, **\$11,000,000**      Appropriated 1946, \* **\$3,250,000**  
 \* Includes \$1,000,000 appropriated in the First Deficiency Appropriation Act, 1946.

By objects	Obligations		
	Estimate, 1947	Estimate, 1946	Actual, 1945
<b>PERSONAL SERVICES, FIELD</b>			
01 Personal services (net) (see consolidated schedule: Construction and general investigations).....	\$5,330,000	\$1,200,000	\$158,534
<b>OTHER OBLIGATIONS</b>			
02 Travel.....	500,000	200,000	46,793
03 Transportation of things.....	100,000	40,000	7,847
04 Communication services.....	30,000	15,000	665
05 Rents and utility services.....	50,000	25,000	4,862
06 Printing and binding.....	150,000	75,000	12
07 Other contractual services.....	3,840,000	1,500,000	228,258
08 Supplies and materials.....	300,000	132,095	56,602
09 Equipment.....	800,000	300,000	59,223
Total other obligations.....	5,770,000	2,287,095	404,262
Grand total obligations.....	11,100,000	3,487,095	562,796
Reimbursements for services performed.....	-100,000	-75,000	-163,824
Prior year balance available in 1945.....			-111,067
1945 balance available in 1946.....		-162,095	+162,095
Total estimate or appropriation.....	11,000,000	3,250,000	450,000

CONSTRUCTION

Construction: For continuation of construction of the following projects, and for general investigations and salaries and expenses (other than project offices) in not to exceed the following amounts, all to be reimbursable under the reclamation law, to remain available until expended for carrying out projects (including the construction of transmission lines) [or investigations] previously or herein authorized by Congress:

Projects: **[Gila project, Arizona, \$550,000, from which expenditures may be made for land leveling, construction of farm ditches on units of public lands, production of soil-building crops, and the preparation of raw public lands for irrigation farming, any such expenditures to be charged into the construction costs to be repayable by the lands benefited, and any sums received from the sale of crops or otherwise as a result of these operations to be credited to such construction costs;]**

**[Colorado-Big Thompson project, Colorado, \$800,000;]**  
**San Luis project, Colorado, [\$1,000,000] \$1,500,000;**  
**Boise project, Idaho, Payette division, [\$2,000,000] \$2,573,000;**  
**Anderson Ranch Dam, [\$1,925,000] \$2,847,000;**

**Minidoka project, Idaho, [\$720,000] \$1,000,000;**  
**Palisades project, Idaho, [\$450,000] \$1,500,000;**  
**[Palisades project, Idaho, \$1,000,000;]**  
**Sun River project, Montana, [\$860,000] \$96,000;**  
**[Hungry Horse project, Montana, for work preliminary to construction, as authorized by section 1 of the Act of June 5, 1944 (Public Law 329), \$200,000;]**  
**Rio Grande project, New Mexico-Texas, [\$750,000] \$831,800;**  
**Tucumcari project, New Mexico, [\$2,000,000] \$1,738,000;**  
**Lugert-Altus project, Oklahoma, [\$2,020,000] \$2,080,000;**  
**Deschutes project, Oregon, [\$450,000] \$1,300,000;**  
**[Deschutes project, Oregon, \$1,000,000;]**  
**Klamath project, Oregon-California, [\$1,000,000] \$500,000;**  
**[Owyhee project, Oregon, \$190,000;]**  
**[Vale project, Oregon, \$3,000;]**  
**Provo River project, Utah, [\$2,000,000] \$3,102,000;**  
**[Provo River project, Utah, \$860,000;]**  
**Ogden River project, Utah, \$62,000;**  
**Yakima project, Washington, Roza division, [\$1,650,000] \$1,440,000;**  
**Kendrick project, Wyoming, \$500,000;**  
**Riverton project, Wyoming, [\$1,000,000] \$1,500,000;**  
**Shoshone project, Wyoming, Heart Mountain division, [\$1,000,000; Power division, \$1,124,000] \$800,000;**  
**Shoshone project, Wyoming, Willwood division, [\$23,500] \$136,000;**  
**[Reclamation fund, special fund, Rio Grande project, New Mexico-Texas: Rio Grande project, New Mexico-Texas, \$490,000, to be expended from the reclamation fund, special fund, construction, and to remain available until expended.] (Act of July 5, 1945, Public Law 132; Act of Dec. 28, 1945, Public Law 269.)**

Estimate 1947, **\$23,506,400**      Appropriated 1946, **\$24,765,500**

By objects	Obligations		
	Estimate, 1947	Estimate, 1946	Actual, 1945
<b>PERSONAL SERVICES, FIELD</b>			
01 Personal services (net) (see consolidated schedule: Construction and general investigations).....	\$3,989,214	\$4,564,400	\$641,009
<b>OTHER OBLIGATIONS</b>			
02 Travel.....	55,350	61,160	13,074
03 Transportation of things.....	625,580	702,410	77,369
04 Communication services.....	15,707	15,820	1,515
05 Rents and utility services.....	56,400	82,730	8,907
06 Printing and binding.....	6,995	6,965	2,142
07 Other contractual services.....	1,649,980	2,075,780	440,847
08 Supplies and materials.....	3,191,684	3,535,565	424,962
09 Equipment.....	543,970	372,498	44,993
10 Lands and structures.....	13,436,711	19,726,225	1,318,765
13 Refunds, awards, and indemnities.....			76
Total other obligations.....	19,582,377	26,779,153	2,332,710
Grand total obligations.....	23,571,591	31,343,553	2,973,809
Reimbursements for services performed.....	-24,240	-90,400	-87,500
Prior year balance available in 1945.....			-8,168,532
1945 balance available in 1946.....		-8,292,223	+8,292,223
1946 balance available in 1947.....	-40,951	+40,951	
Net total obligations.....	23,506,400	23,001,881	3,010,000
Estimated savings, unobligated balance.....		1,763,619	
Total estimate or appropriation.....	23,506,400	24,765,500	3,010,000

BY PROJECTS OR FUNCTIONS			
1. Gila project, Arizona.....		\$748,991	\$456,585
2. Colorado-Big Thompson project, Colorado.....		819,723	12,223
3. Paonia project, Colorado.....		1,000,000	
4. San Luis project, Colorado.....	\$1,500,000	8,171	42,531
5. Pine River project, Colorado.....	2,847,000	3,494,954	58,768
6. Boise project, Idaho, Anderson Ranch.....	2,573,000	725,200	5,270
7. Boise project, Idaho, Payette division.....	1,000,000	1,663,100	36,982
8. Minidoka project, Idaho.....	1,509,060	200,000	
9. Palisades project, Idaho.....		167,833	98,304
10. Hungry Horse project, Montana.....	96,000	51,609	33,419
11. Sun River project, Montana.....			
12. Carlsbad project, New Mexico.....			
13. Rio Grande project, New Mexico-Texas.....	831,800	1,274,400	22,617
14. Tucumcari project, New Mexico.....	1,738,000	2,000,000	2,448
15. Lugert-Altus project, Oklahoma.....	2,080,000	2,020,204	785
16. Deschutes project, Oregon.....	1,300,000	3,035,584	1,276,365
17. Klamath project, Oregon.....	500,000	1,737,443	245,499
18. Owyhee project, Oregon.....		249,145	23,461
19. Vale project, Oregon.....		3,000	
20. Ogden River project, Utah.....	102,951		
21. Provo River project, Utah.....	3,102,000	2,933,011	437,865
22. Yakima project, Washington, Roza division.....	1,440,600	1,650,625	19,127
23. Kendrick project, Wyoming.....	500,000	762,801	28,863
24. Riverton project, Wyoming.....	1,500,000	1,824,300	52,292



By objects	Obligations		
	Estimate, 1947	Estimate, 1946	Actual, 1945
<b>OTHER OBLIGATIONS</b>			
02 Travel.....	\$600	\$500	\$352
03 Transportation of things.....	500	300	42
04 Communication services.....	317	240	172
05 Rents and utility services.....	150	135	76
06 Printing and binding.....	25	25	
07 Other contractual services.....	61,850	40,710	22,859
08 Supplies and materials.....	13,300	24,500	4,557
09 Equipment.....	9,000	10,000	1,645
Total other obligations.....	85,742	76,410	29,703
Grand total obligations.....	151,400	140,000	90,676
Power revenues appropriated.....	-151,400	-140,000	-140,000
Estimated savings, unobligated balance.....			49,324
Total estimate or appropriation.....			

Grand Valley project, Colorado (funds advanced for operation and maintenance)—

By objects	Obligations		
	Estimate, 1947	Estimate, 1946	Actual, 1945
<b>PERSONAL SERVICES, FIELD</b>			
01 Personal services (net) (see consolidated schedule: Operation and maintenance).....	\$50,680	\$54,079	\$47,190
<b>OTHER OBLIGATIONS</b>			
02 Travel.....	150	100	57
03 Transportation of things.....	500	300	518
04 Communication services.....	90	90	45
05 Rents and utility services.....	550	550	513
07 Other contractual services.....	350	300	274
08 Supplies and materials.....	4,080	3,581	10,061
09 Equipment.....	7,600	1,000	3,490
Total other obligations.....	12,720	5,921	14,958
Grand total obligations.....	63,400	60,000	62,148
Reimbursements for services performed.....			-2,504
Reclamation trust funds obligated.....	-63,400	-60,000	-59,644
Total estimate or appropriation.....			

Pine River project, Colorado (funds advanced for operation and maintenance)—

By objects	Obligations		
	Estimate, 1947	Estimate, 1946	Actual, 1945
<b>PERSONAL SERVICES, FIELD</b>			
01 Personal services (net) (see consolidated schedule: Operation and maintenance).....	\$2,627	\$2,727	\$2,701
<b>OTHER OBLIGATIONS</b>			
03 Transportation of things.....	10	10	8
04 Communication services.....	30	30	26
05 Rents and utility services.....	150	150	154
07 Other contractual services.....	1,183	1,069	1,273
08 Supplies and materials.....	700	693	731
Total other obligations.....	2,073	1,883	2,192
Grand total obligations.....	4,700	4,610	4,893
Reimbursements for services performed.....			-97
Reclamation trust funds obligated.....	-4,700	-4,610	-4,796
Total estimate or appropriation.....			

Boise project, Idaho: For operation and maintenance, **[\$106,000] \$142,000**; (Act of July 3, 1945, Public Law 123.)

Estimate 1947, **\$142,000**      Appropriated 1946, **\$106,000**

By objects	Obligations		
	Estimate, 1947	Estimate, 1946	Actual, 1945
<b>PERSONAL SERVICES, FIELD</b>			
01 Personal services (net) (see consolidated schedule: Operation and maintenance).....	\$102,000	\$95,980	\$85,802

By objects	Obligations		
	Estimate, 1947	Estimate, 1946	Actual, 1945
<b>OTHER OBLIGATIONS</b>			
02 Travel.....		\$100	\$76
03 Transportation of things.....	\$800	000	623
04 Communication services.....	100	80	72
05 Rents and utility services.....	300	250	245
07 Other contractual services.....	12,800	13,780	17,185
08 Supplies and materials.....	19,000	17,300	20,225
09 Equipment.....	30,300	5,350	1,364
Total other obligations.....	63,200	37,520	39,790
Grand total obligations.....	165,300	133,500	125,592
Reimbursements for services performed.....	-1,000	-1,000	-13,098
Transferred to "Reclamation fund, special fund," Owyhee project, Oregon.....			+2,900
Received by transfer from "Reclamation fund, special fund," Rio Grande project, New Mexico-Texas.....			-9,900
Reclamation trust funds obligated.....	-22,300	-16,700	-16,292
Net total obligations.....	142,000	116,000	95,202
Excess of obligations over appropriation due to Public Law 106.....		-10,000	
Estimated savings, unobligated balance.....			3,798
Total estimate or appropriation.....	142,000	106,000	99,000

Minidoka project, Idaho: For operation and maintenance, reserved works, **[\$16,500] \$45,000**; *Provided*, That not to exceed **[\$54,000] \$204,000** from the power revenues shall be available for the operation of the commercial system; (Act of July 3, 1945, Public Law 123.)

Estimate 1947, **\$45,000**

Appropriated 1946, **\$16,500**

By objects	Obligations		
	Estimate, 1947	Estimate, 1946	Actual, 1945
<b>PERSONAL SERVICES, FIELD</b>			
01 Personal services (net) (see consolidated schedule: Operation and maintenance).....	\$154,614	\$138,289	\$106,725
<b>OTHER OBLIGATIONS</b>			
02 Travel.....	2,500	1,125	565
03 Transportation of things.....	7,000	1,700	946
04 Communication services.....	1,830	2,380	1,156
05 Rents and utility services.....	224	124	83
06 Printing and binding.....	100	100	73
07 Other contractual services.....	34,068	26,575	13,842
08 Supplies and materials.....	40,334	9,175	11,423
09 Equipment.....	43,470	8,000	3,313
10 Lands and structures.....	98,800	2,132	400
Total other obligations.....	228,386	51,311	31,801
Grand total obligations.....	383,000	189,600	138,526
Reimbursements for services performed.....	-2,000	-2,000	-1,990
Reclamation trust funds obligated.....	-132,000	-96,600	-61,957
Power revenues appropriated.....	-204,000	-54,000	-60,500
Net total obligations.....	45,000	37,000	14,079
Excess of obligations over appropriation due to Public Law 106.....		-20,500	
Estimated savings, unobligated balance.....			2,421
Total estimate or appropriation.....	45,000	16,500	16,500

Milk River project, Montana (funds advanced for operation and maintenance)—

By objects	Obligations		
	Estimate, 1947	Estimate, 1946	Actual, 1945
<b>PERSONAL SERVICES, FIELD</b>			
01 Personal services (net) (see consolidated schedule: Operation and maintenance).....	\$37,417	\$38,270	\$45,493
<b>OTHER OBLIGATIONS</b>			
02 Travel.....	1,650	1,700	1,593
03 Transportation of things.....	430	480	488
04 Communication services.....	590	650	578
05 Rents and utility services.....	240	300	299
07 Other contractual services.....	1,236	1,000	2,714
08 Supplies and materials.....	4,437	5,000	5,690
09 Equipment.....	100	100	90
Total other obligations.....	8,683	9,230	11,452
Grand total obligations.....	46,100	47,500	56,945
Reimbursements for services performed.....			-9,718
Reclamation trust funds obligated.....	-46,100	-47,500	-47,227
Total estimate or appropriation.....			

**BUREAU OF RECLAMATION—Continued**

*OPERATION AND MAINTENANCE—continued*

**Reclamation Fund, Special Fund—Continued**

North Platte project, Nebraska-Wyoming: Not to exceed **[\$89,100]** \$105,700 from the power revenues shall be available for the operation and maintenance of the commercial system; and not to exceed \$6,000 from power revenues allocated to the Northport irrigation district under subsection 1, section 4, of the Act of December 5, 1924 (43 U. S. C. 501), shall be available for payment on behalf of the Northport irrigation district to the Farmers' irrigation district for carriage of water; (*Act of July 3, 1945, Public Law 123.*)

By objects	Obligations		
	Estimate, 1947	Estimate, 1946	Actual, 1945
<b>PERSONAL SERVICES, FIELD</b>			
01 Personal services (net) (see consolidated schedule: Operation and maintenance).....	\$104,163	\$94,305	\$90,907
<b>OTHER OBLIGATIONS</b>			
02 Travel.....	900	550	1,493
03 Transportation of things.....	1,100	350	282
04 Communication services.....	280	255	205
05 Rents and utility services.....	550	550	480
06 Printing and binding.....			9
07 Other contractual services.....	22,000	22,300	26,951
08 Supplies and materials.....	11,207	11,090	17,196
09 Equipment.....	5,900	4,000	38
Total other obligations.....	41,937	39,095	46,654
Grand total obligations.....	146,100	133,400	137,561
Reimbursements for services performed.....	-2,000	-3,000	-9,102
Reclamation trust funds obligated.....	-32,400	-35,000	-30,860
Power revenues appropriated.....	-111,700	-95,400	-101,000
Estimated savings, unobligated balance.....			3,401
Total estimate or appropriation.....			

Carlsbad project, New Mexico (funds advanced for operation and maintenance)—

By objects	Obligations		
	Estimate, 1947	Estimate, 1946	Actual, 1945
<b>PERSONAL SERVICES, FIELD</b>			
01 Personal services (net) (see consolidated schedule: Operation and maintenance).....	\$51,125	\$45,836	\$44,492
<b>OTHER OBLIGATIONS</b>			
02 Travel.....	200	200	169
03 Transportation of things.....	200	200	47
04 Communication services.....	760	760	690
05 Rents and utility services.....	400	400	319
07 Other contractual services.....	7,000	9,000	11,110
08 Supplies and materials.....	6,564	8,104	4,059
09 Equipment.....	1,000	500	485
Total other obligations.....	16,124	19,164	16,879
Grand total obligations.....	67,250	65,000	61,371
Reimbursements for services performed.....			-4,258
Reclamation trust funds obligated.....	-67,250	-65,000	-57,113
Total estimate or appropriation.....			

Rio Grande project, New Mexico-Texas: Not to exceed **[\$80,700]** \$209,500 from power revenues shall be available for the operation and maintenance of the power system; (*Act of July 3, 1945, Public Law 123.*)

By objects	Obligations		
	Estimate, 1947	Estimate, 1946	Actual, 1945
<b>PERSONAL SERVICES, FIELD</b>			
01 Personal services (net) (see consolidated schedule: Operation and maintenance).....	\$491,400	\$402,480	\$470,528
<b>OTHER OBLIGATIONS</b>			
02 Travel.....	4,500	3,000	2,430
03 Transportation of things.....	10,500	8,500	5,718
04 Communication services.....	600	550	247

By objects	Obligations		
	Estimate, 1947	Estimate, 1946	Actual, 1945
<b>OTHER OBLIGATIONS—continued</b>			
05 Rents and utility services.....	\$3,000	\$3,000	\$2,558
07 Other contractual services.....	38,500	29,700	24,406
08 Supplies and materials.....	94,900	76,870	47,239
09 Equipment.....	85,500	75,200	15,499
Total other obligations.....	237,500	196,820	98,097
Grand total obligations.....	728,900	599,300	568,625
Reimbursements for services performed.....			-10,440
Transferred to "Reclamation fund, special fund":			
Boise project, Idaho.....			+9,900
Owyhee project, Oregon.....			+16,000
Reclamation trust funds obligated.....	-519,400	-513,200	-435,535
Power revenues appropriated.....	-209,500	-80,700	-62,000
Net total obligation.....		5,400	86,550
Excess of obligations over appropriation due to Public Law 106.....		-5,400	
Estimated savings, unobligated balance.....			3,450
Total estimate or appropriation.....			90,000

Owyhee project, Oregon: For operation and maintenance, **[\$200,000]** \$241,000; (*Act of July 3, 1945, Public Law 123.*)

Estimate 1947, **\$241,000** Appropriated 1946, **\$200,000**

By objects	Obligations		
	Estimate, 1947	Estimate, 1946	Actual, 1945
<b>PERSONAL SERVICES, FIELD</b>			
01 Personal services (net) (see consolidated schedule: Operation and maintenance).....	\$177,304	\$162,093	\$159,066
<b>OTHER OBLIGATIONS</b>			
02 Travel.....	350	350	333
03 Transportation of things.....	400	400	377
04 Communication services.....	460	460	412
05 Rents and utility services.....	700	700	658
07 Other contractual services.....	17,500	26,082	20,876
08 Supplies and materials.....	21,886	25,715	25,747
09 Equipment.....	23,900	5,300	1,893
10 Lands and structures.....		1,600	487
Total other obligations.....	65,196	60,607	50,783
Grand total obligations.....	242,500	222,700	209,849
Reimbursements for services performed.....	-1,500	-1,500	-1,949
Received by transfer from "Reclamation fund, special fund":			
Rio Grande project, New Mexico-Texas.....			-16,000
Boise project, Idaho.....			-2,900
Net total obligations.....	241,000	221,200	189,000
Excess of obligations over appropriation due to Public Law 106.....		-21,200	
Total estimate or appropriation.....	241,000	200,000	189,000

Umatilla project, Oregon (funds advanced for operation and maintenance)—

By objects	Obligations		
	Estimate, 1947	Estimate, 1946	Actual, 1945
<b>PERSONAL SERVICES, FIELD</b>			
01 Personal services (net) (see consolidated schedule: Operation and maintenance).....	\$2,800	\$2,900	\$2,983
<b>OTHER OBLIGATIONS</b>			
02 Travel.....	100	85	99
03 Transportation of things.....	5	3	4
04 Communication services.....	50	60	42
05 Rents and utility services.....	250	310	233
07 Other contractual services.....	500	285	471
08 Supplies and materials.....	195	94	383
Total other obligations.....	1,100	837	1,232
Grand total obligations.....	3,900	3,737	4,215
Reimbursements for services performed.....			-91
Reclamation trust funds obligated.....	-3,900	-3,737	-4,124
Total estimate or appropriation.....			

Vale project, Oregon (funds advanced for operation and maintenance)—

By objects	Obligations		
	Estimate, 1947	Estimate, 1946	Actual, 1945
<b>PERSONAL SERVICES, FIELD</b>			
01 Personal services (net) (see consolidated schedule: Operation and maintenance).....	\$47, 292	\$45, 339	\$36, 625
<b>OTHER OBLIGATIONS</b>			
02 Travel.....	60	50	45
03 Transportation of things.....	500	425	390
04 Communication services.....	138	128	119
05 Rents and utility services.....	95	85	83
07 Other contractual services.....	1, 300	1, 000	1, 577
08 Supplies and materials.....	9, 000	5, 948	7, 645
09 Equipment.....	1, 400	922	922
10 Lands and structures.....	15	25	13
Total other obligations.....	12, 508	7, 661	10, 794
Grand total obligations.....	59, 800	53, 000	47, 419
Reimbursements for services performed.....			-2, 068
Reclamation trust funds obligated.....	-59, 800	-53, 000	-45, 351
Total estimate or appropriation.....			

Klamath project, Oregon-California: For operation and maintenance, **[\$121,000]** \$172,150: *Provided*, That revenues received from the lease of marginal lands, Tule Lake division, shall be available for refunds to the lessees in such cases where it becomes necessary to make refunds because of flooding or other reasons within the terms of such leases; (Act of July 3, 1945, Public Law 123.)

Estimate 1947, **\$172,150** Appropriated 1946, **\$121,000**

By objects	Obligations		
	Estimate, 1947	Estimate, 1946	Actual, 1945
<b>PERSONAL SERVICES, FIELD</b>			
01 Personal services (net) (see consolidated schedule: Operation and maintenance).....	\$191, 800	\$162, 700	\$115, 884
<b>OTHER OBLIGATIONS</b>			
02 Travel.....	700	600	232
03 Transportation of things.....	4, 000	2, 700	862
04 Communication services.....	1, 750	1, 750	1, 337
05 Rents and utility services.....	46, 500	26, 500	24, 690
06 Printing and binding.....	200	200	90
07 Other contractual services.....	18, 500	20, 650	17, 692
08 Supplies and materials.....	19, 350	13, 500	13, 676
09 Equipment.....	25, 500	8, 000	2, 433
10 Lands and structures.....		100	8, 219
Total other obligations.....	116, 700	74, 000	69, 231
Grand total obligations.....	308, 500	236, 700	185, 115
Reimbursements for services performed.....			-10, 096
Reclamation trust funds obligated.....	-136, 150	-104, 700	-63, 183
Net total obligations.....	172, 150	132, 000	111, 836
Excess of obligations over appropriation due to Public Law 106.....		-11, 000	
Estimated savings, unobligated balance.....			14, 164
Total estimate or appropriation.....	172, 150	121, 000	126, 000

Belle Fourche project, South Dakota (funds advanced for operation and maintenance)—

By objects	Obligations		
	Estimate, 1947	Estimate, 1946	Actual, 1945
<b>PERSONAL SERVICES, FIELD</b>			
01 Personal services (net) (see consolidated schedule: Operation and maintenance).....	\$50, 870	\$51, 677	\$49, 895
<b>OTHER OBLIGATIONS</b>			
02 Travel.....	1, 600	1, 600	1, 541
03 Transportation of things.....	500	500	596
04 Communication services.....	205	205	185
05 Rents and utility services.....	160	160	155
07 Other contractual services.....	1, 735	1, 735	2, 604
08 Supplies and materials.....	10, 630	12, 623	8, 545
09 Equipment.....	1, 000	1, 500	342
Total other obligations.....	15, 830	18, 323	13, 968
Grand total obligations.....	66, 700	70, 000	63, 863

By objects	Obligations		
	Estimate, 1947	Estimate, 1946	Actual, 1945
Reimbursements for services performed.....	-\$2, 500	-\$2, 500	-\$2, 537
Reclamation trust funds obligated.....	-64, 200	-67, 500	-61, 326
Total estimate or appropriation.....			

Columbia Basin project, Washington: Not to exceed **[\$900,000]** \$1,259,900 of the moneys deposited in the special account pursuant to section 4 of Executive Order Numbered 8526 shall be transferred to the reclamation fund to be available for operation, maintenance, and replacements, including operation and maintenance of camp and other facilities turned over by construction contractors, and similar facilities and the furnishing of services related thereto, and the payment to the school district or school districts serving Mason City and Coulee Dam, Washington, as reimbursement for instruction during the **[1945-1946-1947]** school year in the schools operated by said district or districts of each pupil who is a dependent of any employee of the United States living in or in the vicinity of Coulee Dam, in the sum of \$25 per semester per pupil in average daily attendance at said schools, payable after the term of instruction in any semester has been completed, under regulations prescribed by the Secretary; (Act of July 3, 1945, Public Law 123.)

By objects	Obligations		
	Estimate, 1947	Estimate, 1946	Actual, 1945
<b>PERSONAL SERVICES, FIELD</b>			
01 Personal services (net) (see consolidated schedule: Operation and maintenance).....	\$830, 700	\$716, 200	\$689, 262
<b>OTHER OBLIGATIONS</b>			
02 Travel.....	700	700	188
03 Transportation of things.....	18, 000	15, 570	15, 778
04 Communication services.....	1, 600	1, 225	1, 239
05 Rents and utility services.....	300	225	
06 Printing and binding.....	600	600	808
07 Other contractual services.....	377, 000	198, 480	160, 166
08 Supplies and materials.....	7, 000	6, 000	5, 824
11 Grants, subsidies, and contributions.....	24, 000	24, 000	21, 603
Total other obligations.....	429, 200	246, 800	205, 696
Grand total obligations.....	1, 259, 900	963, 000	\$94, 958
Reimbursements for services performed.....			-24, 738
Power revenues appropriated.....	-1, 259, 900	-900, 000	-900, 000
Excess of obligations over appropriation due to Public Law 106.....		-63, 000	
Estimated savings, unobligated balance.....			29, 780
Total estimate or appropriation.....			

Yakima project, Washington: For operation and maintenance, **[\$243,500]** \$292,000: *Provided*, That not to exceed \$25,000 from power revenues shall be available for operation and maintenance of the power system; (Act of July 3, 1945, Public Law 123.)

Estimate 1947, **\$292,000** Appropriated 1946, **\$243,500**

By objects	Obligations		
	Estimate, 1947	Estimate, 1946	Actual, 1945
<b>PERSONAL SERVICES, FIELD</b>			
01 Personal services (net) (see consolidated schedule: Operation and maintenance).....	\$258, 114	\$222, 805	\$211, 368
<b>OTHER OBLIGATIONS</b>			
02 Travel.....	1, 000	800	560
03 Transportation of things.....	2, 100	1, 740	2, 000
04 Communication services.....	1, 900	1, 860	2, 217
05 Rents and utility services.....	2, 550	2, 170	619
07 Other contractual services.....	31, 556	39, 101	25, 423
08 Supplies and materials.....	17, 980	12, 624	17, 714
09 Equipment.....	3, 800	12, 500	7, 956
13 Refunds, awards, and indemnities.....			20
Total other obligations.....	60, 886	71, 095	56, 509
Grand total obligations.....	319, 000	293, 900	267, 877
Reimbursements for services performed.....	-2, 000	-3, 900	-10, 653
Power revenues appropriated.....	-25, 000	-25, 000	-25, 000
Net total obligations.....	292, 000	265, 000	232, 224
Excess of obligations over appropriation due to Public Law 106.....		-21, 500	
Estimated savings, unobligated balance.....			42, 776
Total estimate or appropriation.....	292, 000	243, 500	275, 000





By objects	Obligations					
	Estimate, 1947		Estimate, 1946		Actual, 1945	
	Man-years	Total salary	Man-years	Total salary	Man-years	Total salary
<b>PERSONAL SERVICES, FIELD—continued</b>						
Clerical, administrative, and fiscal service—continued						
Grade 9. Range \$3,640 to \$4,300—Con. Clerk.	1	\$3,640	1	\$3,640	1	\$3,200
Accountant.	0.5	1,820	0.5	1,820	0.4	1,367
Superintendent of power.						
Grade 8. Range \$3,310 to \$3,970.	7.4	25,638	7.4	25,552	10.4	32,283
Grade 7. Range \$2,980 to \$3,640.	14.9	45,843	12.2	37,364	7.2	19,978
Grade 6. Range \$2,650 to \$3,310.	15.8	43,729	14.2	39,302	12.6	30,978
Grade 5. Range \$2,320 to \$2,980.	24.3	78,097	18.2	44,301	16	33,502
Grade 4. Range \$2,100 to \$2,496.	40.3	86,634	34.5	74,030	26.1	54,205
Grade 3. Range \$1,902 to \$2,298.	30.9	58,142	26.5	51,361	23.4	38,323
Grade 2. Range \$1,704 to \$2,100.	30.9	53,578	29	50,051	26.1	38,302
Grade 1. Range \$1,506 to \$1,902.	10.2	16,021	9.4	14,818	9.2	11,777
Subprofessional service:						
Grade 8. Range \$2,980 to \$3,640.	4.8	14,678	3.3	10,122	2.6	7,092
Grade 7. Range \$2,650 to \$3,310.	7	19,540	7	19,274	1.8	11,612
Grade 6. Range \$2,320 to \$2,980.	13.4	32,958	11.1	27,250	6.3	13,159
Grade 5. Range \$2,100 to \$2,496.	8.9	19,020	6.4	13,642	4	7,338
Grade 4. Range \$1,902 to \$2,298.	4.5	8,955	3.8	7,528	1.9	3,613
Grade 3. Range \$1,704 to \$2,100.	1	1,704	1	1,704	0.1	104
Crafts, protective, and custodial service:						
Grade 10. Range \$2,980 to \$3,640.	7	21,500	7	21,676	5.6	15,135
Grade 9. Range \$2,650 to \$3,310.	11.5	33,016	12.6	35,893	13.2	32,381
Grade 8. Range \$2,320 to \$2,980.	27	73,200	25.8	69,875	27.1	62,714
Grade 7. Range \$2,100 to \$2,496.	48.1	117,015	34.5	84,232	30.7	63,984
Grade 6. Range \$1,902 to \$2,298.	51	112,848	46	101,596	44.7	84,539
Grade 5. Range \$1,704 to \$2,100.	102	207,628	92	185,928	75.9	131,699
Grade 4. Range \$1,506 to \$1,902.	145.9	276,491	144.8	273,546	151	240,134
Grade 3. Range \$1,308 to \$1,704.	38.5	62,077	35.3	57,017	25.1	34,136
Grade 2. Range \$1,110 to \$1,506.	4	6,288	4	6,271	3.4	4,509
Unclassified:						
Master mechanic.	1	5,600	0.5	2,800	0.5	2,500
Superintendent of construction.	0.4	2,072	0.4	2,072	0.4	1,831
General foreman.	1	4,300	1	4,300	1	3,725
Chief powerhouse operator.	1	5,180	1	5,180	1	4,194
Superintendent of mix plant.	0.3	1,224	0.2	816	0.2	720
Superintendent of railroad.	0.3	1,224	0.2	816	0.2	720
All other unclassified.	884.4	1,849,523	754.7	1,556,381	670.2	1,286,093
<b>Total permanent, field.</b>	<b>1,647.4</b>	<b>3,709,611</b>	<b>1,434.5</b>	<b>3,193,359</b>	<b>1,267.5</b>	<b>2,499,644</b>
Temporary employment, field.	139.5	261,443	93.1	173,716	63.4	107,724
Part-time employment, field.	22.9	43,131	22.3	42,817	18.1	8,399
W. A. E. employment, field.	1.7	3,282	1.5	2,930	1.3	2,155
Overtime pay, field.				123,050		595,836
Night-work differential, field.		18,989		16,852		
All personal services, field.	1,811.5	4,006,456	1,551.4	3,522,754	1,350.3	3,213,818
Deduct quarters and subsistence furnished.		228,884		201,872		188,042
<b>01 Personal services (net)</b>	<b>1,811.5</b>	<b>3,777,572</b>	<b>1,551.4</b>	<b>3,320,882</b>	<b>1,350.3</b>	<b>3,025,776</b>
The personal services in the foregoing schedule are distributed to appropriations as follows:						
Reclamation fund, special fund.		3,767,372		3,310,932		3,017,498
Colorado River front work and levee system.		10,200		9,950		8,278
<b>Total of foregoing schedule.</b>	<b>3,777,572</b>	<b>3,320,882</b>	<b>3,025,776</b>			

Summary—Operation and maintenance projects

	Estimate, 1947	Estimate, 1946	Actual, 1945
1. Parker Dam power project, Arizona-California.	\$564,500	\$438,300	\$350,000
2. Yuma project, Arizona-California.	327,650	284,200	232,015
3. Central Valley project, California.	579,000	400,000	308,371
4. Orland project, California.	45,100	45,000	43,610
5. Colorado-Big Thompson project, Colorado.	151,400	140,000	90,676
6. Grand Valley project, Colorado.	63,400	60,000	59,644
7. Pine River project, Colorado.	4,700	4,610	4,796
8. Boise project, Idaho.	164,300	132,500	112,494
9. Minidoka project, Idaho.	381,000	187,600	136,536
10. Milk River project, Montana.	46,100	47,500	47,227
11. North Platte project, Nebraska-Wyoming.	144,100	130,400	128,459
12. Carlsbad project, New Mexico.	67,250	65,000	57,115
13. Rio Grande project, New Mexico-Texas.	728,900	599,300	558,185
14. Klamath project, Oregon.	308,300	296,700	175,019
15. Owyhee project, Oregon.	241,000	221,200	207,900
16. Umatilla project, Oregon.	3,900	3,737	4,124
17. Vale project, Oregon.	59,800	53,000	45,351
18. Belle Fourche project, South Dakota.	64,200	67,500	61,326
19. Columbia Basin project, Washington.	1,259,900	963,000	870,230
20. Yakima project, Washington.	317,000	290,000	257,224
21. Kendrick project, Wyoming.	190,600	140,000	135,000
22. Riverton project, Wyoming.	133,000	116,750	100,502
23. Shoshone project, Wyoming.	101,600	71,600	92,926
Net total obligations.	5,946,700	4,697,897	4,078,718
Reclamation trust funds obligated.	-1,399,700	-1,296,047	-1,066,226
Power revenues appropriated.	-3,439,945	-2,375,100	-2,328,800

By objects	Obligations		
	Estimate, 1947	Estimate, 1946	Actual, 1945
Excess of obligations over appropriation due to Public Law 106.			
Estimated savings, unobligated balance.		-\$189,700	\$267,308
<b>Total estimate or appropriation.</b>	<b>\$1,107,055</b>	<b>\$37,050</b>	<b>951,000</b>

GENERAL PROVISIONS

Limitation of expenditures: Under the provisions of this Act no greater sum shall be expended, nor shall the United States be obligated to expend during the fiscal year [1946] 1947, on any reclamation project appropriated for herein under the reclamation fund, an amount in excess of the sum herein appropriated therefor, nor shall the whole expenditures or obligations incurred for all of such projects for the fiscal year [1946] 1947 exceed the whole amount in the reclamation fund for the fiscal year:

Interchange of appropriations: Ten per centum of the foregoing amounts for operation and maintenance projects shall be available interchangeably for expenditures on the reclamation projects named; but not more than 10 per centum shall be added to the amount appropriated for any one of said projects, except that should existing works or the water supply for lands under cultivation be endangered by floods or other unusual conditions, an amount sufficient to make necessary emergency repairs shall become available for expenditure by further transfer of appropriation from any of said projects upon approval of the Secretary; (Act of July 3, 1945, Public Law 123.)

Total, from reclamation fund, [\$10,620,550] \$41,113,455.

Total, Bureau of Reclamation, special account:

Estimate 1947, \$41,113,455      Appropriated 1946, \$32,352,550

GENERAL FUND, CONSTRUCTION

For continuation of construction of the following projects in not to exceed the following amounts to be immediately available, to remain available until expended for carrying out projects (including the construction of transmission lines) previously or herein authorized by Congress, and to be reimbursable under the reclamation law:

Gila Project, Arizona (Reimbursable)—

Gila project, Arizona, \$2,000,000, from which expenditures may be made for land leveling, construction of farm ditches on units of public lands, production of soil-building crops, and the preparation of raw public lands for irrigation farming, any such expenditures to be charged into the construction costs to be repayable by the lands benefited, and any sums received from the sale of crops or otherwise as a result of these operations to be credited to such construction costs; (Act of Dec. 28, 1945, Public Law 269.)

Estimate 1947, \$2,000,000      Appropriated 1946, \$2,000,000

By objects	Obligations		
	Estimate, 1947	Estimate, 1946	Actual, 1945
<b>PERSONAL SERVICES, FIELD</b>			
01 Personal services (net) (see consolidated schedule: Construction and general investigations)	\$495,000	\$504,600	\$75,213
<b>OTHER OBLIGATIONS</b>			
02 Travel.	2,500	2,500	988
03 Transportation of things.	5,000	10,000	6,680
04 Communication services.		200	5
05 Rents and utility services.	1,000	1,280	240
06 Printing and binding.		230	425
07 Other contractual obligations.	161,700	221,600	192,865
08 Supplies and materials.	305,500	90,400	14,421
09 Equipment.	70,600	250,000	27,021
10 Lands and structures.	1,019,070	960,200	173,247
<b>Total other obligations.</b>	<b>1,565,000</b>	<b>1,536,880</b>	<b>415,892</b>
<b>Grand total obligations.</b>	<b>2,060,000</b>	<b>2,041,480</b>	<b>491,105</b>
Reimbursements for services performed.	-60,000		-42,500
Prior year balance available in 1945.			-489,485
1945 balance available in 1946.		-40,880	+40,880
<b>Total estimate or appropriation.</b>	<b>2,000,000</b>	<b>2,000,000</b>	



**BUREAU OF RECLAMATION—Continued**

**GENERAL FUND, CONSTRUCTION—continued**

**Davis Dam Project, Arizona-Nevada (Reimbursable)—**

Davis Dam project, Arizona-Nevada: The appropriation heretofore made for this project shall be available for construction of the Davis-Parker substation and interconnecting transmission line, \$15,000,000; (Act of July 3, 1945, Public Law 123; Act of Dec. 28, 1945, Public Law 269.)

Estimate 1947, \$15,600,000      Appropriated 1946, \$5,900,000

\* Appropriated in the First Deficiency Appropriation Act, 1946.

By objects	Obligations		
	Estimate, 1947	Estimate, 1946	Actual, 1945
<b>PERSONAL SERVICES, FIELD</b>			
01 Personal services (net) (see consolidated schedule: Construction and general investigations).....	\$954,700	\$304,630	\$118,342
<b>OTHER OBLIGATIONS</b>			
02 Travel.....	130,000	71,500	10,546
03 Transportation of things.....	500,000	785,000	82,795
04 Communication services.....	3,650	2,000	139
05 Rents and utility services.....	100,000	175,000	6,309
06 Printing and binding.....	4,000	4,700	1,105
07 Other contractual services.....	611,000	508,700	321,907
08 Supplies and materials.....	956,088	1,475,000	689,277
09 Equipment.....	500,000	880,000	20,837
10 Lands and structures.....	11,390,562	5,588,242	21,327
Total other obligations.....	14,195,300	9,490,142	1,154,242
Grand total obligations.....	15,150,000	9,794,772	1,272,584
Reimbursements for services performed.....	-150,000	-150,000	-350,307
Prior year balance available in 1945.....			-4,667,049
1945 balance available in 1946.....		-3,744,772	+3,744,772
Total estimate or appropriation.....	15,000,000	5,900,000	

**Parker Dam Power Project, Arizona-California (Reimbursable)—**

By objects	Obligations		
	Estimate, 1947	Estimate, 1946	Actual, 1945
<b>PERSONAL SERVICES, FIELD</b>			
01 Personal services (net) (see consolidated schedule: Construction and general investigations).....		\$231,319	\$253,066
<b>OTHER OBLIGATIONS</b>			
02 Travel.....		3,500	3,485
03 Transportation of things.....		10,500	6,553
04 Communication services.....		113	111
05 Rents and utility services.....			10,954
06 Printing and binding.....		200	850
07 Other contractual services.....		58,614	203,404
08 Supplies and materials.....		52,115	207,843
09 Equipment.....		30,000	3,750
10 Lands and structures.....		245,267	289,656
Total other obligations.....		400,609	726,606
Grand total obligations.....		631,928	979,672
Reimbursements for services performed.....		-200,000	-370,216
Prior year balance available in 1945.....			-1,041,384
1945 balance available in 1946.....		-431,928	+431,928
Total estimate or appropriation.....			

**Central Valley Project, California (Reimbursable)—**

Central Valley project, California, \$25,000,000; [Central Valley project, California: Storage system, Shasta Dam and Reservoir, relocation of secondary roads, \$100,000; road between Shasta and Keswick Dams and United States Highway 99, \$150,000; clearing Shasta Reservoir area, \$100,000; Shasta Dam, \$500,000; Delta division, Delta-Mendota canal, \$7,500,000; Delta Cross channel, \$349,420; Friant division, Friant Dam and Reservoir, \$200,000; Friant-Kern canal, \$6,000,000; Power system, Shasta power plant, 888,580; Keswick Dam, \$500,000; Keswick power plant, \$350,000; switchyards, \$1,600,000; transmission lines, Oroville to Sacramento, two hundred and thirty kilovolt, \$730,000, and Sacramento between substations, two hundred and thirty kilovolt, \$50,000; in all, \$19,215,000.] (Act of July 3, 1945, Public Law 123; Act of Dec. 28, 1945, Public Law 269.)

Estimate 1947, \$25,000,000      Appropriated 1946, \$23,715,000

By objects	Obligations		
	Estimate, 1947	Estimate, 1946	Actual, 1945
<b>PERSONAL SERVICES, FIELD</b>			
01 Personal services (net) (see consolidated schedule: Construction and general investigations).....	\$2,340,970	\$2,300,000	\$1,118,798
<b>OTHER OBLIGATIONS</b>			
02 Travel.....	45,650	62,000	17,275
03 Transportation of things.....	802,500	210,000	54,541
04 Communication services.....	4,352	7,500	2,274
05 Rents and utility services.....	21,117	65,000	22,965
06 Printing and binding.....	5,300	11,700	5,580
07 Other contractual services.....	2,588,300	3,774,052	1,014,342
08 Supplies and materials.....	3,701,800	3,909,275	403,600
09 Equipment.....	319,500	225,000	73,299
10 Lands and structures.....	15,180,511	24,787,560	3,708,436
Total other obligations.....	22,759,030	33,082,087	5,302,312
Grand total obligations.....	25,100,000	35,382,087	6,421,110
Reimbursements for services performed.....	-100,000	-200,000	-890,004
Prior year balance available in 1945.....			-16,037,983
1945 balance available in 1946.....		-11,467,087	+11,467,087
Total estimate or appropriation.....	25,000,000	23,715,000	960,200

**Kings River Project, California (Reimbursable)—**

Kings River project, California, \$200,000;

Estimate 1947, \$200,000

By objects	Obligations		
	Estimate, 1947	Estimate, 1946	Actual, 1945
<b>PERSONAL SERVICES, FIELD</b>			
01 Personal services (net) (see consolidated schedule: Construction and general investigations).....	\$77,710		
<b>OTHER OBLIGATIONS</b>			
02 Travel.....	6,000		
03 Transportation of things.....	500		
04 Communication services.....	2,000		
05 Rents and utility services.....	5,000		
06 Printing and binding.....	460		
07 Other contractual services.....	45,830		
08 Supplies and materials.....	52,500		
09 Equipment.....	10,000		
Total other obligations.....	122,290		
Total estimate or appropriation.....	200,000		

**Colorado-Big Thompson Project, Colorado (Reimbursable)—**

Colorado-Big Thompson project, Colorado, \$5,750,000 \$15,000,000; (Act of Dec. 28, 1945, Public Law 269.)

Estimate 1947, \$15,000,000      Appropriated 1946, \$5,750,000

By objects	Obligations		
	Estimate, 1947	Estimate, 1946	Actual, 1945
<b>PERSONAL SERVICES, FIELD</b>			
01 Personal services (net) (see consolidated schedule: Construction and general investigations).....	\$1,230,970	\$750,000	\$263,989
<b>OTHER OBLIGATIONS</b>			
02 Travel.....	20,000	33,000	10,758
03 Transportation of things.....	200,000	200,000	75,372
04 Communication services.....	5,630	5,000	3,327
05 Rents and utility services.....	35,000	51,400	16,683
06 Printing and binding.....	2,700	3,200	2,630
07 Other contractual services.....	1,227,000	727,850	262,419
08 Supplies and materials.....	2,964,000	1,030,000	523,019
09 Equipment.....	100,000	350,000	40,153
10 Lands and structures.....	9,221,700	4,382,900	1,828,829
Total other obligations.....	13,776,030	6,783,350	2,763,190
Grand total obligations.....	15,007,000	7,533,350	3,027,179
Reimbursements for services performed.....	-7,000		-17,838
Prior year balance available in 1945.....			-2,310,691
1945 balance available in 1946.....		-1,783,350	+1,783,350
Total estimate or appropriation.....	15,000,000	5,750,000	2,482,000

**Pine River Project, Colorado (Reimbursable)—**

By objects	Obligations		
	Estimate, 1947	Estimate, 1946	Actual, 1945
<b>PERSONAL SERVICES, FIELD</b>			
01 Personal services (net) (see consolidated schedule: Construction and general investigations)		\$4,000	\$1,021
<b>OTHER OBLIGATIONS</b>			
02 Travel		150	16
03 Transportation of things		250	29
04 Communication services		50	
05 Rents and utility services		150	
06 Other contractual services		3,050	570
07 Supplies and materials		1,500	370
08 Equipment		4,402	
09 Lands and structures		14,850	
Total other obligations		24,402	985
Grand total obligations		28,402	2,006
Reimbursements for services performed			-2
Prior year balance available in 1945			-30,400
1945 balance available in 1946		-28,402	+28,402
Total estimate or appropriation			

**San Luis Valley Project, Colorado (Reimbursable)—**

【San Luis Valley project, Colorado, \$450,000;】 (Act of July 3, 1945, Public Law 123.)

Appropriated 1946, \$450,000

By objects	Obligations		
	Estimate, 1947	Estimate, 1946	Actual, 1945
<b>PERSONAL SERVICES, FIELD</b>			
01 Personal services (net) (see consolidated schedule: Construction and general investigations)		\$50,000	\$56,080
<b>OTHER OBLIGATIONS</b>			
02 Travel		5,000	2,712
03 Transportation of things		7,500	1,222
04 Communication services		200	157
05 Rents and utility services		2,500	576
06 Printing and binding		200	100
07 Other contractual services		60,830	37,283
08 Supplies and materials		40,000	7,510
09 Equipment		20,000	7,180
10 Lands and structures		284,970	
Total other obligations		421,200	56,840
Grand total obligations		471,200	112,920
Reimbursements for services performed			-5,899
Prior year balance available in 1945			-128,221
1945 balance available in 1946		-21,200	+21,200
Total estimate or appropriation		450,000	

**Boise Project, Idaho, Anderson Ranch (Reimbursable)—**

【Boise project, Idaho, Anderson Ranch, \$3,000,000;】 (Act of July 3, 1945, Public Law 123.)

Appropriated 1946, \$3,000,000

By objects	Obligations		
	Estimate, 1947	Estimate, 1946	Actual, 1945
<b>PERSONAL SERVICES, FIELD</b>			
01 Personal services (net) (see consolidated schedule: Construction and general investigations)		\$200,000	\$126,590
<b>OTHER OBLIGATIONS</b>			
02 Travel		4,000	3,375
03 Transportation of things		40,000	53,396
04 Communication services		500	
05 Rents and utility services		2,000	
06 Printing and binding		1,000	3,655
07 Other contractual services		345,000	306,366
08 Supplies and materials		200,000	177,886
09 Equipment		175,000	2,072
10 Lands and structures		2,136,244	3,531,207
Total other obligations		2,903,744	4,077,961
Grand total obligations		3,103,744	4,204,551
Reimbursements for services performed			-8,295
1945 balance available in 1946		-103,744	+103,744
Total estimate or appropriation		3,000,000	4,300,000

**Hungry Horse Project, Montana (Reimbursable)—**

Hungry Horse project, Montana. 【\$1,500,000】 \$2,000,000; (Act of Dec. 28, 1945, Public Law 269.)

Estimate 1947, \$2,000,000

Appropriated 1946, \$1,500,000

By objects	Obligations		
	Estimate, 1947	Estimate, 1946	Actual, 1945
<b>PERSONAL SERVICES, FIELD</b>			
01 Personal services (net) (see consolidated schedule: Construction and general investigations)	\$321,060	\$210,800	
<b>OTHER OBLIGATIONS</b>			
02 Travel	8,000	6,000	
03 Transportation of things	10,000	8,000	
04 Communication services	1,000	500	
05 Rents and utility services	2,000	2,500	
06 Printing and binding		500	
07 Other contractual services	205,200	162,870	
08 Supplies and materials	150,000	133,000	
09 Equipment	120,000	100,000	
10 Lands and structures	1,181,940	845,830	
Total other obligations	1,678,940	1,259,200	
Total estimate or appropriation	2,000,000	1,500,000	

**Tucumcari Project, New Mexico (Reimbursable)—**

【Tucumcari project, New Mexico, \$2,000,000;】 (Act of July 3, 1945, Public Law 123.)

Appropriated 1946, \$2,000,000

By objects	Obligations		
	Estimate, 1947	Estimate, 1946	Actual, 1945
<b>PERSONAL SERVICES, FIELD</b>			
01 Personal services (net) (see consolidated schedule: Construction and general investigations)		\$445,000	\$496,326
<b>OTHER OBLIGATIONS</b>			
02 Travel		4,000	6,906
03 Transportation of things		50,000	65,872
04 Communication services		1,000	1,144
05 Rents and utility services		3,000	3,768
06 Printing and binding		1,000	2,575
07 Other contractual services		294,000	67,405
08 Supplies and materials		250,000	295,791
09 Equipment		25,000	46,899
10 Lands and structures		1,493,216	1,972,637
13 Refunds, awards, and indemnities		2,000	1,778
Total other obligations		2,123,216	2,464,775
Grand total obligations		2,568,216	2,961,101
Reimbursements for services performed			-34,567
Prior year balance available in 1945			-994,750
1945 balance available in 1946		-568,216	+568,216
Total estimate or appropriation		2,000,000	2,500,000

**Lugert-Altus Project, Oklahoma (Reimbursable)—**

【Lugert-Altus project, Oklahoma, \$1,000,000;】 (Act of July 3, 1945, Public Law 123.)

Appropriated 1946, \$1,000,000

By objects	Obligations		
	Estimate, 1947	Estimate, 1946	Actual, 1945
<b>PERSONAL SERVICES, FIELD</b>			
01 Personal services (net) (see consolidated schedule: Construction and general investigations)		\$300,000	\$730,986
<b>OTHER OBLIGATIONS</b>			
02 Travel		4,000	3,995
03 Transportation of things		30,000	53,412
04 Communication services		1,000	1,647
05 Rents and utility services		13,000	18,848
06 Printing and binding		2,000	1,545
07 Other contractual services		180,000	150,063
08 Supplies and materials		70,000	206,546
09 Equipment		16,000	24,978
10 Lands and structures		\$42,847	525,139
Total other obligations		1,158,847	1,046,173
Grand total obligations		1,458,847	1,777,159

**BUREAU OF RECLAMATION—Continued**

**GENERAL FUND, CONSTRUCTION—continued**

**Lugert-Altus Project, Oklahoma (Reimbursable)—Continued**

By objects	Obligations		
	Estimate, 1947	Estimate, 1946	Actual, 1945
Reimbursements for services performed.....			-\$22, 366
Prior year balance available in 1945.....			-1, 168, 700
1945 balance available in 1946.....		-\$458, 847	+458, 847
Total estimate or appropriation.....		1, 000, 000	1, 045, 000

**Flood Control, General (Transfer to Interior, Reclamation)—**

By objects	Obligations		
	Estimate, 1947	Estimate, 1946	Actual, 1945
<i>Lugert-Altus project, Oklahoma</i>			
03 Transportation of things.....			\$184
08 Supplies and materials.....		\$12, 146	8, 786
Grand total obligations.....		12, 146	8, 970
Reimbursements for services performed.....			-3, 078
Prior year balance available in 1945.....			-18, 038
1945 balance available in 1946.....		-12, 146	+12, 146
Total estimate or appropriation.....			

**Colorado River Project, Texas (Reimbursable)—**

【Colorado River project, Texas: For an additional amount for continuation of construction, Colorado River project, Texas, \$126,000, to be expended from the general fund of the Treasury in the same manner, under the same conditions, and for the same purposes as the appropriation for this project contained in the Interior Department Appropriation Act, 1941, under the caption "Bureau of Reclamation, general fund, construction".】

By objects	Obligations		
	Estimate, 1947	Estimate, 1946	Actual, 1945
<b>PERSONAL SERVICES, FIELD</b>			
01 Personal services (net) (see consolidated schedule: Construction and general investigations).....		\$45, 117	\$12, 783
<b>OTHER OBLIGATIONS</b>			
02 Travel.....		2, 500	921
03 Transportation of things.....		4, 500	2, 257
04 Communication services.....		200	295
05 Rents and utility services.....		1, 500	1, 194
06 Printing and binding.....		15, 600	80
07 Other contractual services.....			20, 368
08 Supplies and materials.....		6, 700	22, 181
09 Equipment.....		1, 600	202
10 Lands and structures.....		74, 093	34, 995
Total other obligations.....		106, 693	82, 493
Grand total obligations.....		151, 810	95, 276
Reimbursements for services performed.....			-792
Prior year balance available in 1945.....			-111, 065
1945 balance available in 1946.....		-142, 521	+142, 521
Net total obligations.....		8, 000	126, 000
Excess of obligations over appropriation due to Public Law 106.....		-8, 000	
Total estimate or appropriation.....			126, 000

**Provo River Project, Utah (Reimbursable)—**

By objects	Obligations		
	Estimate, 1947	Estimate, 1946	Actual, 1945
<b>PERSONAL SERVICES, FIELD</b>			
01 Personal services (net) (see consolidated schedule: Construction and general investigations).....			\$142, 962
<b>OTHER OBLIGATIONS</b>			
02 Travel.....			1, 442
03 Transportation of things.....			84, 896

By objects	Obligations		
	Estimate, 1947	Estimate, 1946	Actual, 1945
<b>OTHER OBLIGATIONS—continued</b>			
04 Communication services.....			\$910
05 Rents and utility services.....			2, 910
06 Printing and binding.....			830
07 Other contractual services.....		\$64, 486	28, 619
08 Supplies and materials.....			287, 135
09 Equipment.....			2, 325
10 Lands and structures.....			404, 436
Total other obligations.....		64, 486	813, 503
Grand total obligations.....		64, 486	956, 465
Reimbursement for services performed.....			-5, 051
Prior year balance available in 1945.....			-1, 015, 900
1945 balance available in 1946.....		-64, 486	+64, 486
Total estimate or appropriation.....			

**Columbia Basin Project, Washington (Reimbursable)—**

Columbia Basin project, Washington: For continuation of construction and for other purposes authorized by the Columbia Basin Project Act of March 10, 1943 (57 Stat. 14). 【\$6,000,000】 \$30,000,000; (Act of July 3, 1945, Public Law 123; Act of Dec. 28, 1945, Public Law 269.)

Estimate 1947, \$30,000,000      Appropriated 1946, a \$16,275,000

\* Includes \$10,275,000 appropriated in the First Deficiency Appropriation Act, 1946.

By objects	Obligations		
	Estimate, 1947	Estimate, 1946	Actual, 1945
<b>PERSONAL SERVICES, FIELD</b>			
01 Personal services (net) (see consolidated schedule: Construction and general investigations).....	\$4, 842, 985	\$3, 069, 340	\$2, 821, 309
<b>OTHER OBLIGATIONS</b>			
02 Travel.....	80, 000	60, 000	20, 114
03 Transportation of things.....	500, 000	500, 000	125, 178
04 Communication services.....	9, 800	21, 000	9, 515
05 Rents and utility services.....	4, 000	4, 000	1, 551
06 Printing and binding.....	20, 000	17, 400	4, 481
07 Other contractual services.....	2, 500, 000	2, 228, 210	466, 366
08 Supplies and materials.....	700, 000	900, 000	301, 778
09 Equipment.....	600, 000	900, 000	303, 765
10 Lands and structures.....	21, 093, 125	11, 349, 050	1, 097, 407
Total other obligations.....	25, 507, 015	15, 979, 660	2, 330, 155
Grand total obligations.....	30, 350, 000	19, 049, 000	5, 151, 404
Reimbursements for services performed.....			-776, 458
Prior year balance available in 1945.....			-4, 989, 006
1945 balance available in 1946.....		-2, 474, 000	+2, 474, 000
Total estimate or appropriation.....	30, 000, 000	16, 275, 000	1, 900, 000

**Yakima Project, Washington, Roza Division (Reimbursable)—**

【Yakima project, Washington, Roza division, \$325,000;】 (Act of July 3, 1945, Public Law 123.)

Appropriated 1946, \$325,000

By objects	Obligations		
	Estimate, 1947	Estimate, 1946	Actual, 1945
<b>PERSONAL SERVICES, FIELD</b>			
01 Personal services (net) (see consolidated schedule: Construction and general investigations).....		\$100, 000	\$188, 440
<b>OTHER OBLIGATIONS</b>			
02 Travel.....		1, 000	2, 028
03 Transportation of things.....		6, 000	28, 950
04 Communication services.....		500	583
05 Rents and utility services.....		2, 000	4, 642
06 Printing and binding.....		474	1, 175
07 Other contractual services.....		41, 700	37, 961
08 Supplies and materials.....		40, 000	96, 624
09 Equipment.....		24, 000	16, 444
10 Lands and structures.....		360, 000	974, 164
Total other obligations.....		475, 674	1, 162, 571
Grand total obligations.....		575, 674	1, 351, 011
Reimbursements for services performed.....			-6, 636
Prior year balance available in 1945.....			-474, 049
1945 balance available in 1946.....		-250, 674	+250, 674
Total estimate or appropriation.....		325, 000	1, 121, 000

**General Investigations, Bureau of Reclamation (Reimbursable)—**

By objects	Obligations		
	Estimate, 1947	Estimate, 1946	Actual, 1945
<b>PERSONAL SERVICES, FIELD</b>			
01 Personal services (net) (see consolidated schedule: Construction and general investigations)		\$5,820	\$422,214
<b>OTHER OBLIGATIONS</b>			
02 Travel			41,405
03 Transportation of things		317	4,648
04 Communication services			908
05 Rents and utility services			6,514
06 Printing and binding			550
07 Other contractual services	63,473		298,371
08 Supplies and materials	15,053		36,099
09 Equipment		9,276	8,232
Total other obligations		88,119	396,747
Grand total obligations		93,939	818,961
Reimbursements for services performed			-40,580
Transferred to "Geological Survey"			+50,000
Prior year balance available in 1945			-47,520
1945 balance available in 1946		-93,939	+93,939
Total estimate or appropriation			875,000

**Administrative Expenses, General Fund Construction, Bureau of Reclamation (Reimbursable)—**

Transferred to "Reclamation fund, special fund," salaries and expenses (other than project offices): 1945, \$325,000.

Total, general fund, construction, **[\$17,275,000]** \$89,200,000, (Act of July 3, 1945, Public Law 123; Act of Dec. 28, 1945, Public Law 269.)

Estimate 1947, **\$89,200,000** Appropriated 1946, **\$61,915,000**

\* Includes \$44,640,000 appropriated in the First Deficiency Appropriation Act, 1946.

**WATER CONSERVATION AND UTILIZATION PROJECTS**

**Water Conservation and Utility Projects, Act of August 11, 1939, as Amended (Reimbursable)—**

【The appropriations of \$64,000 and \$1,700,000 in the Interior Department Appropriation Acts, 1944 and 1945, respectively, for the construction of water conservation and utilization projects and small reservoirs, including the limitations for surveys, investigations, and administrative expenses in connection therewith are hereby continued available until June 30, 1947.】 (Act of July 3, 1945, Public Law 123.)

By objects	Obligations		
	Estimate, 1947	Estimate, 1946	Actual, 1945
<b>PERSONAL SERVICES, FIELD</b>			
01 Personal services (net) (see consolidated schedule: Construction and general investigations)	\$535,000	\$850,000	\$780,492
<b>OTHER OBLIGATIONS</b>			
02 Travel	3,000	6,130	39,580
03 Transportation of things	35,000	46,100	44,845
04 Communication services	2,000	2,490	1,964
05 Rents and utility services	10,000	14,850	17,615
06 Printing and binding	1,000	1,000	1,243
07 Other contractual services	225,000	336,140	502,902
08 Supplies and materials	125,000	248,940	192,233
09 Equipment	50,000	227,350	6,593
10 Land and structures	598,575	1,767,000	482,753
Total other obligations	1,049,575	2,650,000	1,289,728
Grand total obligations	1,584,575	3,500,000	2,070,220
Reimbursements for services performed			-78,775
Prior year balance available in 1945			-5,376,020
1945 balance available in 1946		-5,084,575	+5,084,575
1946 balance available in 1947	-1,584,575	+1,584,575	
Total estimate or appropriation			1,700,000
<b>BY PROJECTS OR FUNCTIONS</b>			
1. Manero project, Colorado	\$584,575	\$210,000	\$170,497
2. Rathdrum Prairie project, Idaho, Post Falls unit		227,485	106,347

By projects or functions	Obligations		
	Estimate, 1947	Estimate, 1946	Actual, 1945
3. Bitterroot project, Montana	\$500,000	\$200,000	\$69,746
4. Buffalo Rapids project, Montana, second division			130,366
5. Intake project, Montana		50,400	21,337
6. Milk River project, Montana, Dodson unit		81,000	4,067
7. Missoula Valley project, Montana		227,910	22,091
8. Mirage Flats project, Nebraska	423,000	1,161,670	369,293
9. Rapid Valley project, South Dakota		130,000	418,747
10. Balmorhea project, Texas	80,000	281,860	18,138
11. Newton project, Utah		208,645	57,269
12. Scofield project, Utah		553,320	302,810
13. Surveys and administrative expenses		227,750	601,137
14. Work performed for other agencies			78,775
Grand total obligations	1,584,575	3,500,000	2,070,220
Adjustments (see objects schedule for detail)	-1,584,575	-3,500,000	-370,220
Total estimate or appropriation			1,700,000

**Construction, Water Conservation and Utilization Projects (Reimbursable)—**

By objects	Obligations		
	Estimate, 1947	Estimate, 1946	Actual, 1945
<b>PERSONAL SERVICES, FIELD</b>			
01 Personal services (net) (see consolidated schedule: Construction and general investigations)		\$293,208	\$136,006
<b>OTHER OBLIGATIONS</b>			
02 Travel		1,500	800
03 Transportation of things		22,000	5,553
04 Communication services		1,300	289
05 Rents and utility services		4,400	3,313
06 Printing and binding		1,300	88
07 Other contractual services		56,500	30,909
08 Supplies and materials		81,800	99,927
09 Equipment		43,000	11,637
10 Lands and structures		652,100	40,304
Total other obligations		\$63,900	192,820
Grand total obligations		1,157,108	328,826
Reimbursements for services performed			-43,050
Transferred to "Construction, water conservation and utilization projects (allotment to Agriculture) (Soil Conservation Service)"			+245,000
Received by transfer from "Construction, water conservation and utilization projects (allotment to Agriculture) (Soil Conservation Service)"			-6,000
Prior year balance available in 1945			-1,681,884
1945 balance available in 1946		-1,157,108	+1,157,108
Total estimate or appropriation			
<b>BY PROJECTS OR FUNCTIONS</b>			
1. Buffalo Rapids project, Montana, first division		\$4,772	\$5,588
2. Buffalo Rapids project, Montana, second division		715,231	85,390
3. Mirage Flats project, Nebraska		39,928	166,166
4. Buford-Treuton project, North Dakota		4,841	18,562
5. Rapid Valley project, South Dakota		9,958	
6. Eden project, Wyoming		382,278	10,070
7. Work performed for other agencies			45,050
Grand total obligations		1,157,108	328,826
Adjustments (see objects schedule for detail)		-1,157,108	-328,826
Total estimate or appropriation			

**FORT PECK PROJECT, MONTANA**

**Fort Peck Project, Montana (Reimbursable)—**

Fort Peck project, Montana: For construction of transmission lines, substations, and other facilities as may be required by the Bureau of Reclamation, as authorized by the Act of May 18, 1938 (16 U. S. C. 833), **[\$155,800]** \$1,000,000, to be immediately available and to remain available until **[June 30, 1947]** expended.

【For an additional amount for Fort Peck project, Montana, \$800,000, to remain available until expended.】 (Act of July 3, 1945, Public Law 123; Act of Dec. 28, 1945, Public Law 269.)

Estimate 1947, **\$1,000,000**

Appropriated 1946, **\$955,800**

BUREAU OF RECLAMATION—Continued

FORT PECK PROJECT, MONTANA—continued

Fort Peck Project, Montana (Reimbursable)—Continued

By objects	Obligations		
	Estimate, 1947	Estimate, 1946	Actual, 1945
<b>PERSONAL SERVICES, FIELD</b>			
01 Personal services (net) (see consolidated schedule: Construction and general investigations).....	\$134,763	\$175,522	\$31,752
<b>OTHER OBLIGATIONS</b>			
02 Travel.....	10,000	20,000	4,605
03 Transportation of things.....	60,000	57,000	26,628
04 Communication services.....	2,000	2,930	70
05 Rents and utility services.....	6,000	6,500	360
06 Printing and binding.....	500	600	146
07 Other contractual services.....	67,000	112,800	62,584
08 Supplies and materials.....	409,737	156,694	353,122
09 Equipment.....	15,000	39,000	284
10 Lands and structures.....	295,000	628,865	61,999
Total other obligations.....	865,237	1,024,389	509,798
Grand total obligations.....	1,000,000	1,199,911	541,550
Reimbursements for services performed			-675
Prior year balance available in 1945.....			-384,956
1945 balance available in 1946.....			+244,111
Total estimate or appropriation.....	1,000,000	955,800	400,000

Fort Peck project, Montana (special fund) (continuing fund for operation, maintenance, and emergency expenses)—

By objects	Obligations		
	Estimate, 1947	Estimate, 1946	Actual, 1945
<b>PERSONAL SERVICES, FIELD</b>			
Professional service:	Man- Total	Man- Total	Man- Total
Grade 5. Range \$5,180 to \$6,020:	years salary	years salary	years salary
Engineer.....	0.5 \$2,695	0.3 \$1,617	
Grade 4. Range \$4,300 to \$5,180:			
Engineer.....	0.5 2,150	0.5 2,150	
Clerical, administrative, and fiscal service:			
Grade 6. Range \$2,650 to \$3,310.....	0.5 1,600	0.3 960	
Grade 5. Range \$2,320 to \$2,980.....	0.5 1,160	0.3 696	
Grade 4. Range \$2,100 to \$2,496.....	1 2,100	0.3 630	
Grade 3. Range \$1,902 to \$2,298.....	0.5 954		
Grade 2. Range \$1,704 to \$2,100.....	0.5 852		
Subprofessional service:			
Grade 7. Range \$2,650 to \$3,310.....	0.5 1,380		
Grade 5. Range \$2,100 to \$2,496.....	0.5 1,116		
Unclassified.....	12.5 30,701	6.3 17,362	
Total permanent, field.....	17.5 44,705	8 23,415	
Overtime pay, field.....		80	
01 Personal services (net).....	17.5 44,705	8 24,215	
<b>OTHER OBLIGATIONS</b>			
02 Travel.....	1,000	400	
03 Transportation of things.....	1,500	800	
04 Communication services.....	195	114	
05 Rents and utility services.....	2,900	1,500	
07 Other contractual services.....	140,000	123,000	\$163,196
08 Supplies and materials.....	11,000	20,000	
09 Equipment.....	5,000	27,971	
10 Lands and structures.....	2,000	2,000	
Total other obligations.....	163,595	175,785	163,196
Grand total obligations.....	208,300	200,000	163,196
Continuing fund for emergency expenses established by sec. 10 of the act of May 18, 1938 (52 Stat. 403).....	-208,300	-200,000	-163,196
Total estimate or appropriation.....			

MISSOURI RIVER BASIN

Missouri River Basin (Reimbursable)—

Missouri River Basin (reimbursable): For the partial accomplishment of the works to be undertaken by the Secretary of the Interior, pursuant to section 9 of the Act of December 22, 1944 (Public Law 534), [\$3,200,000] \$23,783,600, to remain available until [June 30, 1947] expended for carrying out the initial stages (including the construction of transmission lines) and for continuing investigations on the general plan of development: Provided, That this appropriation shall be expended, either independently or through

or in cooperation with existing Federal and State agencies [only for detailed surveys, preparation of plans and specifications and the performance of other work, preliminary to construction of the initial stages, and for the continuation by the Bureau of Reclamation of investigations on the general plan of development].

[Missouri River Basin (reimbursable): For the partial accomplishment of the works to be undertaken by the Secretary of the Interior pursuant to section 9 of the Act of December 22, 1944 (58 Stat. 887), \$10,780,300, to remain available until expended.] (Act of July 3, 1945, Public Law 123; Act of Dec. 28, 1945, Public Law 269.)

Estimate 1947, \$23,783,600

Appropriated 1946, \$13,980,300

By objects	Obligations		
	Estimate, 1947	Estimate, 1946	Actual, 1945
<b>PERSONAL SERVICES, FIELD</b>			
01 Personal services (net) (see consolidated schedule: Construction and general investigations).....	\$5,600,585	\$3,756,375	
<b>OTHER OBLIGATIONS</b>			
02 Travel.....	200,000	150,000	
03 Transportation of things.....	165,550	43,000	
04 Communication services.....	20,000	18,000	
05 Rents and utility services.....	64,125	42,750	
06 Printing and binding.....	35,625	23,750	
07 Other contractual services.....	3,073,400	2,122,000	
08 Supplies and materials.....	743,000	295,350	
09 Equipment.....	969,000	646,000	
10 Lands and structures.....	9,972,315	4,422,075	
Total other obligations.....	15,243,015	7,762,925	
Grand total obligations.....	20,843,600	11,519,300	
Transferred to—			
“Missouri River Basin, National Park Service”.....	+200,000	+55,000	
“Missouri River Basin, General Land Office”.....	+200,000	+59,000	
“Missouri River Basin, Grazing Service”.....	+40,000	+10,300	
“Missouri River Basin, Fish and Wildlife Service”.....	+300,000	+252,000	
“Missouri River Basin, Office of Indian Affairs”.....	+200,000	+215,500	
“Missouri River Basin, Geological Survey”.....	+2,000,000	+1,669,200	
“Missouri River Basin, Bureau of Mines”.....		+200,000	
Total estimate or appropriation.....	23,783,600	13,980,300	

COLORADO RIVER DAM FUND

Colorado River Dam Fund, Boulder Canyon Project—

Boulder Canyon project: [Not to exceed \$1,050,000 shall be available from power and other revenues for] For operation, maintenance, and replacements of the dam, power plant, and other facilities, of the Boulder Canyon project, and payment to the Boulder City School District as reimbursement for instruction during the [1945-]1946-1947 school year in the schools operated by said district of each pupil who is a dependent of any employee of the United States, living in or in the immediate vicinity of Boulder City, in the sum of \$45 per semester per pupil in average daily attendance at said schools, payable after the term of instruction in any semester has been completed, under regulations to be prescribed by the Secretary, \$1,357,000. (43 U. S. C., ch. 12A; 43 U. S. C. 618; Act of July 3, 1945, Public Law 123.)

Estimate 1947, \$1,357,000

By objects	Obligations		
	Estimate, 1947	Estimate, 1946	Actual, 1945
<b>PERSONAL SERVICES, FIELD</b>			
Professional service:	Man- Total	Man- Total	Man- Total
Grade 7. Range \$7,175 to \$8,225:	years salary	years salary	years salary
Director of power.....	0.9 \$6,457	0.9 \$6,457	0.5 \$3,208
Grade 5. Range \$5,180 to \$6,020:			
Assistant director of power.....			0.2 1,000
General plant engineer.....	0.9 4,662	0.9 4,662	0.3 1,437
Superintendent of operations.....	1 5,180	1 5,180	0.1 575
Grade 4. Range \$4,300 to \$5,180:			
General plant engineer.....			0.5 1,995
Power utilization engineer.....			0.2 793
Project planning engineer.....	1 4,300	1 4,300	
Watermaster.....			0.9 3,630
Grade 3. Range \$3,640 to \$4,300:			
Inspection engineer.....	0.5 1,985	0.5 1,985	0.3 853
Electrical engineer.....	0.9 3,276	0.9 3,276	0.6 1,921

By objects	Obligations					
	Estimate, 1947		Estimate, 1946		Actual, 1945	
	Man-years	Total salary	Man-years	Total salary	Man-years	Total salary
<b>PERSONAL SERVICES, FIELD—continued</b>						
<b>Professional service—Continued</b>						
Grade 3. Range \$3,640 to \$4,300—Con.						
Safety engineer	0.9	\$3,276	0.9	\$3,276	0.6	\$2,943
Project planning engineer	0.9	3,474	0.9	3,475	0.6	2,057
City manager	1	3,970	1	3,970	1	3,400
Office engineer					0.1	718
Construction engineer					0.5	1,600
Grade 2. Range \$2,980 to \$3,640:						
General plant engineer	6	19,200	6	19,200	4.6	11,047
Grade 1. Range \$2,320 to \$2,980:						
Clerical, administrative, and fiscal service:	2	4,860	2	4,860	2.3	3,643
Grade 15. Range \$8,750 to \$9,800:						
Regional director					0.1	308
Grade 11. Range \$4,300 to \$5,180:						
Principal accountant	0.8	3,440	0.4	1,720	0.4	955
Chief clerk	0.8	3,440	0.8	3,440	0.5	1,820
General electrical foreman	0.8	3,440	0.1	450		
Grade 10. Range \$3,970 to \$4,630:						
General shop foreman	0.8	3,264	0.8	3,264	0.8	2,880
Electrical shop foreman	2.4	9,792	2.4	9,792	2.6	9,240
Grade 9. Range \$3,640 to \$4,300:						
Garage foreman	0.8	3,000	0.8	3,000	0.8	2,521
Accountant	0.8	3,000	0.8	3,000	0.1	355
Grade 8. Range \$3,310 to \$3,970:						
Grade 7. Range \$2,980 to \$3,640:	1.6	5,824	1	3,640	1.6	4,872
Grade 6. Range \$2,650 to \$3,310:	4.8	15,888	4.7	15,360	3.7	9,130
Grade 5. Range \$2,320 to \$2,980:	11	31,570	11	31,570	10.5	18,050
Grade 4. Range \$2,100 to \$2,496:	7.4	18,288	7.4	18,288	7.4	13,242
Grade 3. Range \$1,902 to \$2,298:	9.5	23,212	9.5	23,212	9.5	19,201
Grade 2. Range \$1,704 to \$2,100:	18.2	33,358	18.2	33,358	18.2	29,549
Unclassified	5.2	8,629	5.2	8,629	5.2	6,738
<b>Subprofessional service:</b>						
Grade 8. Range \$2,980 to \$3,640:			0.5	1,490		
Grade 7. Range \$2,650 to \$3,310:	1	2,980	1	2,980	0.6	1,284
Grade 6. Range \$2,320 to \$2,980:	4	10,600	4	10,600	3.2	7,149
Grade 5. Range \$2,100 to \$2,496:	1	1,860	1	1,860	0.9	1,816
Grade 4. Range \$1,902 to \$2,298:	1	2,100	1	2,100	0.2	299
Grade 3. Range \$1,704 to \$2,100:	2	3,480	2	3,480	1.2	1,680
Grade 1. Range \$1,440 to \$1,836:	1	1,506	1	1,506	1	1,713
<b>Crafts, protective, and custodial service:</b>						
Grade 10. Range \$2,980 to \$3,640:	1.1	3,310	1.1	3,310	1.1	2,800
Grade 9. Range \$2,650 to \$3,310:	6	19,200	6	19,200	5	11,800
Grade 8. Range \$2,540 to \$3,200:	13	46,200	10	38,640	10.2	23,021
Grade 7. Range \$2,364 to \$2,870:	2	5,124	25	64,050	38.8	77,682
Grade 6. Range \$2,166 to \$2,562:	1	2,232	1	2,232	1	1,950
Grade 4. Range \$1,770 to \$2,166:	16	30,432	16	30,432	11.7	18,402
Grade 3. Range \$1,572 to \$1,902:	1	1,902	1	1,902	0.1	161
Grade 2. Range \$1,440 to \$1,770:	1	1,506	1	1,506	0.9	1,196
Unclassified	186	463,524	176	435,877	238.9	421,723
Total permanent, field	319	825,891	326.7	840,509	389.5	728,797
Temporary employment, field	10	20,000	5	10,000	2.2	4,206
W. A. E. employment, field	0.1	709	0.1	700	0.1	681
Overtime pay, field				26,900		180,671
Night-work differential, field		1,500		1,420		
All personal services, field	329.1	848,100	331.8	879,529	391.8	914,355
Deduct quarters and subsistence furnished		83,000		83,000		82,332
<b>01 Personal services (net)</b>	<b>329.1</b>	<b>765,100</b>	<b>331.8</b>	<b>796,529</b>	<b>391.8</b>	<b>832,023</b>
<b>OTHER OBLIGATIONS</b>						
03 Transportation of things		300		300		173
07 Other contractual services		470,600		411,241		201,717
08 Supplies and materials		112,000		10,000		13
09 Equipment		67,000		30,000		46
Total other obligations		649,900		451,541		201,949
Grand total obligations	1,415,000		1,248,070		1,033,972	
Reimbursements for services performed	-58,000		-57,940		-44,734	
Transferred to "Reclamation fund, construction," salaries and expenses (other than project offices)					+22,798	
Prior year balance available in 1945					-202,166	
1945 balance available in 1946					-140,130	
Power revenues appropriated					-1,050,000	
Total estimate or appropriation	1,357,000					

ADVANCES TO COLORADO RIVER DAM FUND

Advances to Colorado River Dam Fund, Boulder Canyon Project—

Boulder Canyon project: For the continuation of construction of the Boulder Dam and incidental works in the main stream of the Colorado River at Black Canyon, to create a storage reservoir, and of a complete plant and incidental structures suitable for the fullest economic development of electrical energy from the water discharged from such reservoir; to acquire by proceedings in eminent domain, or otherwise, all lands, rights-of-way, and other property necessary for such purposes; and for incidental operations, as authorized by the Boulder Canyon Project Act, approved December 21, 1928 (43 U. S. C., ch. 12A), \$1,000,000, to be immediately available and to remain available until advanced to the Colorado River dam fund.

Estimate 1947, \$1,000,000

By objects	Obligations		
	Estimate, 1947	Estimate, 1946	Actual, 1945
<b>PERSONAL SERVICES, FIELD</b>			
01 Personal services (net) (see consolidated schedule: Construction and general investigations)	\$285,877	\$316,730	\$431,663
<b>OTHER OBLIGATIONS</b>			
02 Travel	4,000	4,000	3,667
03 Transportation of things	98,000	107,000	93,750
04 Communication services	630	630	411
05 Printing and binding	2,000	2,000	1,517
07 Other contractual services	217,700	188,790	276,149
08 Materials and supplies	665,400	673,526	180,639
09 Equipment	1,500	1,800	1,020
10 Lands and structures	1,246,393	1,792,024	203,245
13 Refunds, awards, and indemnities	300	1,500	31,326
Total other obligations	2,175,723	2,769,270	791,124
Grand total obligations	2,461,600	3,086,000	1,222,787
Reimbursements for services performed	-250,000	-250,000	-226,324
Prior year balance available in 1945			-5,044,063
1945 balance available in 1946			+4,047,600
1946 balance available in 1947	-1,211,600	+1,211,600	+4,047,600
Total estimate or appropriation	1,000,000		

Advances to Colorado River Dam Fund, All-American Canal—

Boulder Canyon project (All-American Canal): For continuation of construction of a diversion dam, and main canal (and appurtenant structures including distribution and drainage systems) located entirely within the United States connecting the diversion dam with the Imperial and Coachella Valleys in California; to acquire by proceedings in eminent domain, or otherwise, all lands, rights-of-way, and other property necessary for such purposes; and for incidental operations as authorized by the Boulder Canyon Project Act, approved December 21, 1928 (43 U. S. C., ch. 12A); for land leveling, construction of farm ditches on units of public lands, production of soil-building crops, and other necessary expenses in the preparation of raw public lands for irrigation farming, any such expenditures to be charged into the construction costs to be repayable by the lands benefited, and any sums received from the sale of crops or otherwise as a result of these operations to be credited to such construction costs, to be immediately available, and to remain available until advanced to the Colorado River dam fund, \$8,500,000. (Act of July 3, 1945, Public Law 123; Act of Dec. 28, 1945, Public Law 269.)

Estimate 1947, \$5,500,000      Appropriated 1946, \* \$6,000,000

\* Includes \$3,000,000 appropriated in the First Deficiency Appropriation Act, 1946.

By objects	Obligations		
	Estimate, 1947	Estimate, 1946	Actual, 1945
<b>PERSONAL SERVICES, FIELD</b>			
01 Personal services (net) (see consolidated schedule: Construction and general investigations)	\$776,379	\$744,000	\$405,613
<b>OTHER OBLIGATIONS</b>			
02 Travel	10,000	8,000	6,384
03 Transportation of things	50,331	45,000	30,064
04 Communication services	3,100	2,450	1,665
05 Rents and utility services	1,500	1,600	733
07 Other contractual services	262,200	238,200	261,528
08 Supplies and materials	900,000	1,255,000	169,765
09 Equipment	100,000	90,000	62,544
10 Lands and structures	3,576,490	4,406,782	1,026,919
Total other obligations	4,903,621	6,046,432	1,559,602
Grand total obligations	5,680,000	6,790,432	1,965,215
Reimbursements for services performed	-180,000	-175,000	-138,663
Prior year balance available in 1945			-2,441,984
1945 balance available in 1946			+615,432
Total estimate or appropriation	5,500,000	6,000,000	

COLORADO RIVER DEVELOPMENT FUND

Colorado River Development Fund, Expenditure Account—

Colorado River development fund (expenditure account): For continuation and extension of studies and investigations by the Bureau of Reclamation for the formulation of a comprehensive plan for the utilization of waters of the Colorado River system,

**BUREAU OF RECLAMATION—Continued**

**COLORADO RIVER DEVELOPMENT FUND—continued**

**Colorado River Development Fund, Expenditure Account—Con.**  
 \$150,250, and for] investigations of projects for [such] the utilization of waters of the Colorado River system in the four States of the upper division, [\$349,750.] as authorized by section 2 of the Boulder Canyon Project Adjustment Act, approved July 19, 1940 (54 Stat. 774) [; in all]. \$500,000 from the Colorado River Development Fund (holding account), to remain available until expended, (Act of July 3, 1945, Public Law 123; Act of Dec. 28, 1945, Public Law 269.)

Estimate 1947, **\$500,000**                      Appropriated 1946, **\$1,500,000**  
 \* Includes \$1,000,000 appropriated in the First Deficiency Appropriation Act, 1946.

By objects	Obligations		
	Estimate, 1947	Estimate, 1946	Actual, 1945
<b>PERSONAL SERVICES, FIELD</b>			
01 Personal services (net) (see consolidated schedule: Construction and general investigations).....	\$155,200	\$937,048	\$262,552
<b>OTHER OBLIGATIONS</b>			
02 Travel.....	25,000	100,000	34,889
03 Transportation of things.....	6,000	20,000	2,581
04 Communication services.....	1,000	2,500	648
05 Rents and utility services.....	5,000	7,500	7,212
06 Printing and binding.....	1,000	2,000	1,446
07 Other contractual services.....	269,000	950,000	346,605
08 Supplies and materials.....	15,000	75,000	15,171
09 Equipment.....	28,000	75,000	850
Total other obligations.....	350,000	1,232,000	409,402
Grand total obligations.....	505,200	2,169,048	671,954
Reimbursements for services performed.....	-5,200	-35,000	-16,755
Prior year balance available in 1945.....			-39,247
1945 balance available in 1946.....		-634,048	+634,048
Total estimate or appropriation.....	500,000	1,500,000	1,250,000

**COLORADO RIVER FRONT WORK AND LEVEE SYSTEM**

**Colorado River Front Work and Levee System—**

To defray the cost of operating and maintaining the Colorado River front work and levee system adjacent to the Yuma Federal irrigation project in Arizona and California, and to defray the cost of other necessary protection works along the Colorado River between said Yuma project and Boulder Dam, as authorized by the Act of July 1, 1940 (54 Stat. 708), to be immediately available, [\$112,500, which, together with the appropriation for this purpose in the Interior Department Appropriation Act, 1945, shall remain available until June 30, 1947, and of which not to exceed \$95,000 may be expended for the purchase of lands subject to seepage or overflow and improvements thereon: *Provided*, That the expenditure of any moneys for the purchase of said lands and improvements or for remedial or other necessary works for the protection of public or private property in or near the city of Needles, California, shall not be deemed a recognition of any obligation or liability whatsoever on the part of the United States: *Provided further*, That any moneys received by the United States as reimbursement in accordance with contracts heretofore entered into under the authority of the Act of December 21, 1928 (45 Stat. 1057), as amended, and ratified by the Act of August 30, 1935 (49 Stat. 1028), for work in or near said city of Needles, shall be covered into the Treasury as miscellaneous receipts] \$100,000. (Act of July 3, 1945, Public Law 123.)

Estimate 1947, **\$100,000**                      Appropriated 1946, **\$112,500**

By objects	Obligations		
	Estimate, 1947	Estimate, 1946	Actual, 1945
<b>PERSONAL SERVICES, FIELD</b>			
Personal services, field (see consolidated schedule: Operation and maintenance).....	\$10,200	\$9,950	\$8,278
Personal services, field (see consolidated schedule: Construction and general investigations).....	42,850	67,344	39,195
01 Personal services (net).....	53,050	77,294	47,473
<b>OTHER OBLIGATIONS</b>			
02 Travel.....	3,000	2,500	2,802
03 Transportation of things.....	2,500	1,500	901
04 Communication services.....	150	125	97

By objects	Obligations		
	Estimate, 1947	Estimate, 1946	Actual, 1945
<b>OTHER OBLIGATIONS—continued</b>			
05 Rents and utility services.....	\$9,300	\$14,511	\$114,498
07 Other contractual services.....	23,500	35,063	54,507
08 Supplies and materials.....	8,000	3,960	3,036
09 Equipment.....	2,500	4,500	988
10 Lands and structures.....		95,000	
Total other obligations.....	48,950	157,099	176,829
Grand total obligations.....	102,000	234,393	224,302
Reimbursements for services performed.....	-2,000	-3,150	-2,745
1945 balance available in 1946.....		-118,443	+118,443
Total estimate or appropriation.....	100,000	112,500	340,000

**Colorado River Front Work and Levee System (Palo Verde)—**

By objects	Obligations		
	Estimate, 1947	Estimate, 1946	Actual, 1945
<b>PERSONAL SERVICES, FIELD</b>			
01 Personal services (net) (see consolidated schedule: Construction and general investigations).....			\$96,645
<b>OTHER OBLIGATIONS</b>			
02 Travel.....			2,685
03 Transportation of things.....			7,953
04 Communication services.....			202
05 Rents and utility services.....			11,383
07 Other contractual services.....		\$5,643	124,144
08 Supplies and materials.....			20,991
09 Equipment.....			4,698
Total other obligations.....		5,643	172,056
Grand total obligations.....		5,643	268,701
Reimbursements for services performed.....			-37,086
Prior year balance available in 1945.....			-237,258
1945 balance available in 1946.....		-5,643	+5,643
Total estimate or appropriation.....			

**VALLEY GRAVITY PROJECT**

**Valley Gravity Project, Texas (Reimbursable)—**

By objects	Obligations		
	Estimate, 1947	Estimate, 1946	Actual, 1945
<b>PERSONAL SERVICES, FIELD</b>			
01 Personal services (net) (see consolidated schedule: Construction and general investigations).....	\$477,042	\$291,907	\$126,908
<b>OTHER OBLIGATIONS</b>			
02 Travel.....	10,000	10,000	3,516
03 Transportation of things.....	15,000	10,000	3,728
04 Communication services.....	1,950	1,550	139
05 Rents and utility services.....	6,000	5,000	2,884
07 Other contractual services.....	255,000	190,000	42,069
08 Supplies and materials.....	100,000	50,000	5,060
09 Equipment.....	50,000	50,000	14,591
10 Lands and structures.....	307,671	170,048	1,282
Total other obligations.....	745,621	456,998	73,269
Grand total obligations.....	1,222,663	748,905	200,177
Reimbursements for services performed.....	-4,154	-2,786	-1,630
Prior year balance available in 1945.....			-2,163,175
1945 balance available in 1946.....		-1,964,628	+1,964,628
1946 balance available in 1947.....	-1,218,509	+1,218,509	
Total estimate or appropriation.....			

**Consolidated schedule of project employees paid from Bureau of Reclamation appropriations for construction and general investigations**

By objects	Obligations					
	Estimate, 1947		Estimate, 1946		Actual, 1945	
	Man-years	Total salary	Man-years	Total salary	Man-years	Total salary
<b>PERSONAL SERVICES, FIELD</b>						
Professional service:						
Grade 7, Range \$7,175 to \$8,225:						
Director of power.....	0.1	\$718	0.1	\$718	0.1	\$655
Supervisor.....	1	7,175				



By objects	Obligations			By objects	Obligations		
	Estimate, 1947	Estimate, 1946	Actual, 1945		Estimate, 1947	Estimate, 1946	Actual, 1945
<b>PERSONAL SERVICES, FIELD—continued</b>				<b>PERSONAL SERVICES, FIELD—continued</b>			
Professional service—Continued	Man- Total	Man- Total	Man- Total	Professional service—Continued	Man- Total	Man- Total	Man- Total
Grade 7. Range \$7,175 to \$8,225—Con.	years salary	years salary	years salary	Grade 3. Range \$3,640 to \$4,300—Con.	years salary	years salary	years salary
Supervisor engineer	0.8 \$6,055	0.8 \$6,055	3 3	Land use specialist	70 \$255,240	31 1 \$113,314	1.3 \$4,304
Construction engineer	15.7 114,053	9.4 68,810	24,058	Landscape architect	1 4,114	15 54,710	0.8 2,376
Engineer, power	1 7,175	1 7,175		Construction engineer	20 72,910		
Engineer, agricultural	1 7,175	1 7,175		Field engineer	21 76,440		
Engineer	5.9 42,805			Hydrologist	14 50,960	5 18,200	
Project engineer		1.4 10,340	0.9 6,020	Agricultural economist	18 65,520	10.7 60,804	1.3 4,368
Senior engineer		2 14,350	0.9 5,978	Biologist	12 43,680	5 18,200	
Assistant construction engineer			0.9 4,900	Reclamation economist	16 58,240	11.4 41,496	2 6,850
Grade 6. Range \$6,250 to \$7,070:				Inspector	35 127,400	29.5 107,490	1.9 6,096
Construction engineer	9.8 62,328	5.3 34,268	4.4 25,201	Economist-engineer	4 14,560	4 14,560	
Senior field planning engineer		1.5 9,139	1.9 10,416	Engineer	531.5 325.8	325.8 149.1	149.1 486,750
Senior engineer			0.4 2,333	Project planning engineer	1,952.182	1,195,618	0.5 1,600
Project engineer	17 105,910	5.7 37,086	0.3 1,696	Superintendent of irrigation			0.3 1,067
Chief, project development, operations division	1 6,230		0.5 3,000	Associate engineer			2.8 9,104
Chief, division of power				Land classifier			0.2 807
Chief, land and water use division	1 6,230			Economic geographer			0.2 477
Chief, project planning	0.2 1,246	0.1 623		Grade 2. Range \$2,980 to \$3,640	564.6 1,703,147	392.9 1,185,692	172.7 458,361
Chief, economics division	1 6,230	0.6 3,738		Grade 1. Range \$2,320 to \$2,980	366 854,709	224.3 524,288	29.4 62,371
Chief, hydrology division	1 6,230	0.6 3,738		Clerical, administrative, and fiscal service:			
Chief, economic resources	1 6,230	0.6 3,738		Grade 13. Range \$6,250 to \$7,070:			
Chief, geology division	1 6,230	0.6 3,738		Master mechanic	2 12,670	1 6,440	1 5,600
Supervisor, land utilization	1 6,230	0.5 3,115		Grade 12. Range \$5,180 to \$6,020:			
Land use specialist	4 24,920			Superintendent of construction	1.6 8,288	1.6 8,498	1.6 7,346
Agricultural engineer	4 24,920	2 12,460		Master mechanic	2.5 13,075	2 10,465	1.7 7,589
Power engineer	4 24,920	2 12,460		Irrigation adviser	1 6,020	1 5,810	
Division engineer	1 6,230			Chief clerk	1 5,180	3 15,540	
Economist	13 80,990	2 12,460		Grade 11. Range \$4,300 to \$5,180:			
Assistant construction engineer	1 6,230	1.5 9,345		Chief clerk	4.9 21,614	3.3 14,459	2.3 8,918
Engineer	18 114,282	2 12,460	1 5,629	General foreman	7 31,780	4 18,980	3.6 13,971
Assistant planning engineer		0.6 3,738		Accountant	2.2 9,548	2.9 12,430	0.2 551
Grade 5. Range \$5,180 to \$6,020:				Supervisor	0.4 1,720		
Chief, program and reports unit	1 5,180			Office manager	1 4,300		
Chief, field survey and mapping	1 5,180			Grade 10. Range \$3,970 to \$4,630:			
Construction engineer	20.1 106,197	15.4 82,539	9 42,885	Chief, facilitating services	1 3,970	0.5 1,985	
Head, reclamation economics section	0 5,180			Chief clerk	3.7 14,687	2.2 9,057	3.1 10,957
Superintendent	0.3 1,617	0.5 2,590	0.6 2,880	Accountant	0.5 2,095	2 8,050	0.5 1,750
Assistant supervisor	1 5,180			General foreman	5.8 23,532	4.8 19,474	3.9 13,980
Assistant chief, project planning	1 5,180			Superintendent of construction	1 4,080	2 8,105	1.5 5,075
Geologist	11 56,980			Master mechanic		2.4 9,627	0.5 900
Economist	21 108,780	13 67,340		Grade 9. Range \$3,640 to \$4,300:			
Soil technologist	4 20,720			Chief clerk	8 30,220	7.9 29,716	6 20,089
Head, project economics section	1 5,180			Superintendent of construction			0.7 2,400
Superintendent of construction	1 5,600	1 5,600	0.4 2,518	Principal clerk	5.2 19,385	4.9 18,160	1.7 5,510
Head, land classification section	1 5,180			Accountant	3.8 14,124	3 10,397	0.5 1,962
General plant engineer	0.1 518			General foreman	1.2 4,412	3.7 13,490	0.2 755
Reclamation economist	1 5,180			Auditor	1 3,723	0.7 2,548	
Unit supervisor	2 10,360			Grade 8. Range \$3,310 to \$3,970:			
Power market analyst	4 20,720	4 20,720		Chief clerk	36.5 123,077	30.9 104,571	19.4 58,238
Agricultural economist	8 41,440	5 25,900		Superintendent of construction			29.3 78,083
Hydrologist	16 82,880	10 51,800		Principal clerk	69.4 218,329	54.1 180,487	27.4 63,973
Cartographic engineer	4 20,720	2 10,360		Accountant	188.224 309,671	144.894 282,060	80.467 123,990
Resident engineer	1 5,348		1 4,600	General foreman	1.2 4,412	3.7 13,490	0.2 755
Engineer	192.2 1,002,001	76.6 400,133	85,838	Auditor	1 3,723	0.7 2,548	
Field planning engineer		2 11,158	2.7 13,513	Grade 7. Range \$2,980 to \$3,640	36.5 123,077	30.9 104,571	19.4 58,238
Area planning engineer		1.5 7,770		Grade 6. Range \$2,650 to \$3,310	71.4 218,329	62.7 180,487	29.3 78,083
Chief, division of hydrology		0.4 2,074		Grade 5. Range \$2,320 to \$2,980	69.4 218,329	54.1 180,487	27.4 63,973
Chief, division of geology		0.4 2,074		Grade 4. Range \$2,100 to \$2,496	129.9 309,671	119.7 282,060	39.1 80,467
Division engineer		1 5,350	0.7 3,627	Grade 3. Range \$1,902 to \$2,298	179.3 385,017	151.7 325,158	67.1 139,995
Assistant superintendent of construction			1 4,950	Grade 2. Range \$1,704 to \$2,100	204.0 391,587	180.4 345,617	97.9 159,995
Grade 4. Range \$4,300 to \$5,180:				Grade 1. Range \$1,506 to \$1,902	178.6 295,242	167.5 289,156	77.8 114,023
Chief, facilitating services	1 4,300			Subprofessional service:	27 40,926	29.5 44,297	14.6 18,432
Assistant chief, project planning	3 12,900	3 12,900	2.9 11,031	Grade 8. Range \$2,980 to \$3,640	261 749,406	173.3 525,641	60.4 161,701
Hydrologist	7 30,100	7 30,100		Grade 7. Range \$2,650 to \$3,310	437.7 1,183,797	301.7 813,875	132.8 313,918
Superintendent	1.6 7,485	1.8 8,433	1.4 5,950	Grade 6. Range \$2,320 to \$2,980	543.1 1,279,378	346.2 815,011	127.5 262,975
Resident engineer	1 4,740	1 4,740	1.6 6,293	Grade 5. Range \$2,100 to \$2,496	578.8 1,224,897	403.6 868,100	90.7 165,338
Construction engineer	18 77,400	13.8 59,711	1.8 7,430	Grade 4. Range \$1,902 to \$2,298	651.8 1,245,650	461.5 795,083	125,896
Economist	33 141,900	19.5 83,960	1 3,415	Grade 3. Range \$1,704 to \$2,100	492.1 812,972	350.4 619,829	84,232
Economic analyst	10 51,600	7.7 33,410		Grade 2. Range \$1,572 to \$1,968	104.8 165,206	114.1 164,011	10,912
Geologist	26.5 113,950	12.4 53,320		Grade 1. Range \$1,440 to \$1,836	38.8 56,070	40.8 67,320	3.5 4,128
Soil technologist	11 47,300	8 34,400	0.1 792	Crafts, protective, and custodial service:			
Locating engineer	12 51,600	10 43,000		Grade 10. Range \$2,080 to \$3,640	5 16,610	6.5 19,500	3.9 10,672
Reviewer	7 30,100	6 25,800		Grade 9. Range \$2,050 to \$3,310	6.5 17,544	7.2 19,385	3.2 7,298
Field engineer	51 219,360	20 86,000	1.7 6,455	Grade 8. Range \$2,540 to \$3,310	6 15,240	6.2 15,865	1.8 4,083
Power market analyst	7 30,100	6 25,800		Grade 7. Range \$2,106 to \$2,870	13.9 32,846	14.9 35,142	8.3 15,233
Agronomist	14 60,200	11 47,300		Grade 6. Range \$1,166 to \$2,562	27 59,144	33.4 73,398	11.8 27,510
Biologist	10 43,000	8 34,400		Grade 5. Range \$1,968 to \$2,364	28 57,526	41.1 82,116	33 55,423
Office engineer	25 107,500			Grade 4. Range \$1,770 to \$2,166	14.5 23,864	19.6 35,155	9.7 15,258
Cement specialist	24 103,200	12 51,600		Grade 3. Range \$1,572 to \$1,968	15 24,108	43.5 69,294	25.3 33,662
Report writer	7 30,100	7 30,100		Grade 2. Range \$1,440 to \$1,770	14 20,432	10.2 27,774	4 4,758
Engineer	290.3 1,250,668	102.9 450,426	193,359	Unclassified:			
Reclamation economist	3 12,900	1 4,300		Carpenter foreman	1 3,970	0.5 1,985	
Unit supervisor	1 4,300			Master mechanic	1 3,640	0.5 1,820	1.8 6,187
Agricultural economist		0.5 2,150		Diamond drill foreman	38.5 144,702	113,055	15,300
Farm manager	1 4,300			Mix-plant superintendent	0.8 3,294	0.8 3,294	1.2 4,432
Chief, division of land planning and economic surveys		0.4 1,720		Superintendent of railroad	0.8 3,294	0.8 3,294	0.5 1,901
Conservationist			0.4 1,633	Superintendent of construction			0.8 2,917
Project engineer			0.5 2,153	Inspector			1 3,275
Recreational planner			0.2 700	All other unclassified	2,365 5,697,055	2,017.8 7,128,605	1,509 3,818,616
Grade 3. Range \$3,640 to \$4,300:				Total permanent, field	9,370.4 25,487,366	6,851.2 20,024,517	3,061.4 7,526,850
Superintendent	0.1 400	0.1 395	0.1 61				
Economist	50 182,110	20 72,800					
Soils technologist	35.5 129,825	27.6 100,685	2.8 9,019				
Geologist	42.5 155,360	31.9 116,557	5.4 18,019				
Economic analyst	12 43,900	6.7 24,500	1.5 5,010				

**BUREAU OF RECLAMATION—Continued**

Consolidated schedule of project employees paid from Bureau of Reclamation appropriations for construction and general investigations—Continued

By objects	Obligations		
	Estimate, 1947	Estimate, 1946	Actual, 1945
<b>PERSONAL SERVICES, FIELD—continued</b>	Man- Total years salary	Man- Total years salary	Man- Total years salary
Temporary employment, field.....	1, 017.7	718	300.5
Part-time employment, field.....	\$2, 024, 579	\$1, 494, 237	\$619, 186
W. A. E. employment, field.....	60 1 90, 316	53 3 82, 687	20 8 10, 672
Overtime pay, field.....	45.8 54, 293	32.5 34, 622	3.9 13, 636
Night-work differential, field.....	92, 389	436, 176	1, 931, 465
All personal services, field.....	10, 494	7, 685	3, 386.6
Deduct quarters and subsistence furnished.....	27, 748, 943	21, 998, 279	10, 101, 809
01 Personal services (net).....	158, 638	126, 350	93, 269
	10, 494	7, 685	3, 386.6
	27, 590, 305	21, 871, 929	10, 008, 540
The salaries and wages in the foregoing schedule are distributed as follows:			
Reclamation fund, special fund:			
General investigations.....	5, 330, 000	1, 200, 000	158, 534
Construction projects.....	1, 331, 400	2, 843, 500	641, 099
General fund:			
Construction projects:			
Gila project, Arizona.....	495, 000	504, 000	75, 213
Davis Dam project, Arizona-Nevada.....	954, 700	304, 630	118, 342
Central Valley project, California.....	2, 340, 970	2, 300, 000	1, 118, 798
Parker Dam power project, Arizona-California.....		231, 319	253, 066
Kings River project, California.....	77, 710	38, 500	
Colorado-Big Thompson project, Colorado.....	1, 230, 970	750, 000	263, 989
Pine River project, Colorado.....		4, 000	1, 021
San Luis project, Colorado.....	526, 019	407, 900	56, 080
Boise project, Idaho, Anderson ranch.....	234, 712	348, 000	126, 690
Palisades project, Idaho.....	667, 085	55, 000	
Hungry Horse project, Montana.....	321, 060	240, 800	
Tucumcari project, New Mexico.....	333, 510	845, 000	496, 326
Lugert-Altus project, Oklahoma.....	406, 497	800, 000	730, 986
Colorado River project, Texas.....		45, 117	12, 783
Provo River project, Utah.....	320, 703	140, 000	142, 962
Columbia Basin project, Washington.....	4, 842, 985	3, 069, 340	2, 821, 309
Yakima project, Washington, Roza division.....	169, 288	220, 000	188, 440
Total, general fund, construction projects.....	12, 921, 209	10, 303, 606	6, 405, 905
General investigations (reimbursable).....		5, 820	422, 214
Water conservation and utility projects.....	535, 000	1, 143, 208	916, 498
Fort Peck project, Montana.....	134, 763	175, 522	31, 752
Missouri River Basin.....	5, 600, 585	3, 756, 375	
Advances to Colorado River Dam fund:			
Boulder Canyon project.....	285, 877	316, 730	431, 663
All-American Canal.....	776, 279	744, 000	405, 613
Colorado River development fund.....	155, 200	937, 048	262, 552
Colorado River front work and levee system.....	42, 850	67, 344	135, 840
Valley Gravity project, Texas.....	477, 042	291, 907	126, 908
Working fund (transfer from Federal Works Agency).....		41, 366	13, 164
Reclamation trust funds.....		45, 503	56, 798
Total as per foregoing schedule.....	27, 590, 305	21, 871, 929	10, 008, 540

**Soil and Moisture Conservation Operations, Department of the Interior (Bureau of Reclamation)—**

By objects	Obligations		
	Estimate, 1947	Estimate, 1946	Actual, 1945
<b>PERSONAL SERVICES, DEPARTMENTAL</b>	Man- Total years salary	Man- Total years salary	Man- Total years salary
Clerical, administrative, and fiscal service:			
Grade 4. Range \$2,100 to \$2,496.....			1 \$1, 860
Overtime pay, departmental.....			403
All personal services, departmental.....			1 2, 263
<b>PERSONAL SERVICES, FIELD</b>			
Professional service:			
Grade 4. Range \$4,200 to \$5,180:			
Conservationist.....	1.5 \$6, 450	1.1 \$4, 750	1.1 4, 576
Grade 3. Range \$3,640 to \$4,300:			
Conservationist.....	1 3, 640	0.6 2, 184	
Soil technologist.....	1 3, 640	0.3 1, 191	
Agricultural engineer.....	1 3, 860	0.5 1, 820	
Grade 2. Range \$2,950 to \$3,640.....	2 6, 180	2 6, 169	1 2, 600
Clerical, administrative, and fiscal service:			
Grade 4. Range \$2,100 to \$2,496.....	1 2, 298	0.9 2, 065	
Grade 3. Range \$1,902 to \$2,298.....			0.1 202

By objects	Obligations		
	Estimate, 1947	Estimate, 1946	Actual, 1945
<b>PERSONAL SERVICES, FIELD—continued</b>	Man- Total years salary	Man- Total years salary	Man- Total years salary
Subprofessional service:			
Grade 7. Range \$2,650 to \$3,310.....			0.3 \$690
Grade 6. Range \$2,320 to \$2,980.....	1 \$2, 320		
Grade 5. Range \$2,100 to \$2,496.....	1 2, 100	0.9 \$1, 890	0.1 117
Total permanent, field.....	9.5 30, 488	6.3 20, 069	2.6 8, 185
Temporary employment, field.....	8.5 16, 212	5 7, 690	1.6 2, 492
Overtime pay, field.....		676	2, 119
All personal services, field.....	18 46, 700	11.3 28, 435	4.2 12, 796
01 Personal services (net).....	18 46, 700	11.3 28, 435	5.2 15, 059
<b>OTHER OBLIGATIONS</b>			
02 Travel.....		3, 000	1, 064
03 Transportation of things.....		450	75
04 Communication services.....		20	
05 Rents and utility services.....			367
07 Other contractual services.....		22, 998	36, 647
08 Supplies and materials.....		7, 000	1, 237
09 Equipment.....		4, 200	230
Total other obligations.....		44, 300	39, 620
Grand total obligations.....		91, 000	54, 679
Reimbursements for services performed:			
Allotted from "Soil and moisture conservation operations, Department of the Interior".....		-91, 000	-53, 617
Total estimate or appropriation.....			

**Working Fund, Interior, Reclamation (Transfer From Federal Works Agency)—**

By objects	Obligations		
	Estimate, 1947	Estimate, 1946	Actual, 1945
<b>PERSONAL SERVICES, FIELD</b>			
01 Personal services (net) (see consolidated schedule: Construction and general investigations).....		\$41, 366	\$13, 164
<b>OTHER OBLIGATIONS</b>			
02 Travel.....			2, 704
03 Transportation of things.....			30
04 Communication services.....			125
05 Rents and utility services.....			95
07 Other contractual services.....		115, 731	126, 738
08 Supplies and materials.....			43
13 Refunds, awards, and indemnities.....			4
Total other obligations.....		115, 731	129, 739
Grand total obligations.....		157, 097	142, 903
Received by transfer from "Defense public works (community facilities), Office of Administrator, Federal Works Agency".....			-500, 000
1945 balance available in 1946.....		-357, 697	+357, 697
Estimated savings, unobligated balance.....		200, 000	
Total estimate or appropriation.....			

**Working Fund, Interior, Reclamation (Transfer From War Relocation Authority)—**

By objects	Obligations		
	Estimate, 1947	Estimate, 1946	Actual, 1945
<i>For expenses in connection with construction program at relocation centers</i>			
<b>PERSONAL SERVICES, FIELD</b>	Man- Total years salary	Man- Total years salary	Man- Total years salary
Professional service:			
Grade 2. Range \$2,950 to \$3,640.....			0.2 \$433
Clerical, administrative, and fiscal service:			
Grade 10. Range \$3,970 to \$4,630:			
Resident engineer.....			0.2 600
Grade 8. Range \$3,310 to \$3,970.....			0.9 2, 542
Grade 7. Range \$2,950 to \$3,640.....			0.1 267
Grade 3. Range \$1,902 to \$2,298.....			0.2 270
Subprofessional service:			
Grade 6. Range \$2,320 to \$2,980.....			0.2 872
Grade 5. Range \$2,100 to \$2,496.....			0.2 310
Total permanent, field.....			2 5, 294
Overtime pay, field.....			1, 108
01 Personal services (net).....			2 6, 402

By objects	Obligations		
	Estimate, 1947	Estimate, 1946	Actual, 1945
<i>For expenses in connection with construction program at relocation centers—Con.</i>			
<b>OTHER OBLIGATIONS</b>			
02 Travel.....			\$122
03 Transportation of things.....			44
07 Other contractual services.....			7,255
08 Supplies and materials.....			326
Total other obligations.....			7,747
Grand total obligations.....			14,149
Reimbursements for services performed.....			-1,974
Prior year balance available in 1945.....			-113,049
Estimated savings, unobligated balance.....			100,874
Total estimate or appropriation.....			
<b>BY PROJECTS OR FUNCTIONS</b>			
1. Minidoka project, Idaho.....			\$3,698
2. Shoshone project, Wyoming.....			10,451
Grand total obligations.....			14,149
Adjustments (see objects schedule for detail).....			-14,149
Total estimate or appropriation.....			

**National Industrial Recovery, Interior, Reclamation (Reimbursable)—**

By objects	Obligations		
	Estimate, 1947	Estimate, 1946	Actual, 1945
02 Travel.....			\$34
07 Other contractual services.....			568
Grand total obligations.....			602
Prior year balance available in 1945.....			-7,552
Estimated savings, unobligated balance.....			6,950
Total estimate or appropriation.....			
<b>BY PROJECTS OR FUNCTIONS</b>			
Upper Snake River project, Idaho.....			\$602
Adjustments (see objects schedule for detail).....			-602
Total estimate or appropriation.....			

Total, Bureau of Reclamation, annual appropriations, general account:

Estimate 1947, **\$122,440,600**      Appropriated 1946, **\$84,463,600**

Total, Bureau of Reclamation, general and special accounts:

Estimate 1947, **\$163,554,055**      Appropriated 1946, **\$116,816,150**

Trust account:

**Reclamation Trust Funds—**

Indefinite appropriation of money advanced by States, municipalities, local interests, individuals, or class of individuals, for the construction of various reclamation projects, for operation and maintenance, and for cooperative investigations, which money is classified on the books of the Treasury as trust funds and is appropriated for expenditure in compliance with the terms of the trust. (*48 Stat. 1233.*)

Estimate 1947, **\$1,358,300**      Appropriated 1946, **\$1,278,200**  
 Revised 1946, **\$1,360,300**

By objects	Obligations		
	Estimate, 1947	Estimate, 1946	Actual, 1945
<b>PERSONAL SERVICES, FIELD</b>			
Personal services (see consolidated schedule: Operation and maintenance).....	\$912,608	\$874,475	\$846,129
Personal services (see consolidated schedule: Construction and general investigations).....		45,503	56,798
01 Personal services (net).....	912,608	919,978	902,927
<b>OTHER OBLIGATIONS</b>			
02 Travel.....	14,060	19,049	15,301
03 Transportation of things.....	17,195	15,413	20,496
04 Communication services.....	4,683	5,623	3,755
05 Rents and utility services.....	6,459	7,569	4,843
06 Printing and binding.....	150	150	25
07 Other contractual services.....	151,482	396,204	218,443
08 Supplies and materials.....	161,538	190,540	119,358
09 Equipment.....	131,150	103,670	21,328
10 Lands and structures.....	7,875	67,014	9,579
Total other obligations.....	494,592	805,272	413,128
Grand total obligations.....	1,407,200	1,725,250	1,316,055
Reimbursements for services performed.....	-7,500	-7,500	-53,503
Prior year funds available in 1945.....			-1,148,408
1945 funds available in 1946.....		-1,022,468	+1,022,468
1946 funds obligated in 1945.....		+39,770	-39,770
1946 funds available in 1947.....	-625,248	+625,248	
1947 funds available in 1948.....	+583,848		
Total estimate or appropriation.....	1,358,300	1,360,300	1,076,842
<b>BY PROJECTS OR FUNCTIONS</b>			
<i>Summary</i>			
<b>Operation and maintenance:</b>			
1. Yuma project, Arizona-California.....	\$200,000	\$180,700	\$140,208
2. Orland project, California.....	45,100	45,000	43,610
3. Grand Valley project, Colorado.....	63,400	60,000	59,644
4. Pine River project, Colorado.....	4,700	4,610	4,796
5. Boise project, Idaho.....	22,300	16,500	10,292
6. Minidoka project, Idaho.....	132,000	96,400	61,957
7. Milk River project, Montana.....	46,100	47,500	47,227
8. North Platte project, Nebraska-Wyoming.....	32,400	35,000	30,860
9. Carlsbad project, New Mexico.....	67,250	65,000	57,113
10. Rio Grande project, New Mexico-Texas.....	519,400	513,200	435,535
11. Klamath project, Oregon.....	136,150	104,700	63,183
12. Umatilla project, Oregon.....	3,900	3,737	4,124
13. Vale project, Oregon.....	59,800	53,000	45,351
14. Belle Fourche project, South Dakota.....	64,200	67,500	61,326
15. Shoshone project, Wyoming.....	3,000	3,000	1,000
Total, operation and maintenance.....	1,399,700	1,296,047	1,066,226
<b>Investigations and construction:</b>			
1. All-American Canal project, Arizona-California.....		22,367	
2. Parker Dam power project, Arizona-California.....		36,369	2,778
3. Yuma project, Arizona-California.....		38,695	
4. Boulder Canyon project, Arizona-Nevada.....		28,775	50,731
5. Colorado-Big Thompson project, Colorado.....		121,020	20,685
6. Sun River project, Montana.....			3,091
7. Rio Grande project, New Mexico-Texas.....			993
8. Kendrick project, Wyoming.....		23,225	20,654
9. General investigations.....		119,773	90,610
10. Land classification.....		6,079	2,716
11. Soil and moisture conservation operations.....		4,400	4,068
12. Colorado River front work and levee system.....		21,000	
Total, investigations and construction.....		421,703	196,326
Work performed for other agencies.....	7,500	7,500	53,503
Grand total obligations.....	1,407,200	1,725,250	1,316,055
Adjustments (see objects schedule for detail).....	-48,900	-364,950	-239,213
Total estimate or appropriation.....	1,358,300	1,360,300	1,076,842

Statement of proposed expenditures for purchase, maintenance, repair, and operation of passenger-carrying vehicles and aircraft for the fiscal year ending June 30, 1947

BUREAU OF RECLAMATION

Appropriation	Vehicles (motor unless otherwise indicated) or aircraft to be purchased		Old vehicles or aircraft to be exchanged		Net cost of vehicles or aircraft to be purchased	Old vehicles or aircraft still to be used	Total maintenance, repair, and operation, all vehicles or aircraft	Public purpose and users
	Number	Gross cost	Number	Allowance (estimated)				
Salaries and expenses.....	50	\$50,000	20	\$4,000	\$46,000	23	\$21,200	For use by regional directors and other supervisory employees. For use by regional directors and their chief assistants to expedite the effective administration of regional affairs.
Do.....	17	59,500			59,500		57,000	
Construction:								
Special account.....	50	50,000	30	6,000	44,000	42	24,800	For use by project engineers, engineering assistants, and other employees engaged in construction activities.
General account.....	350	350,000	170	34,200	315,800	352	210,600	
General investigations.....	450	450,000	150	30,000	420,000	208	197,400	For use by employees engaged in investigations. Do.
Missouri River Basin.....	190	190,000			190,000		76,000	
Operation and maintenance:								
Reclamation fund, special fund—All projects.....	50	50,300	30	6,500	43,800	141	57,391	For use by superintendents of irrigation and power, general foremen, and other operating employees.
Colorado River Dam fund—Boulder Canyon project, Arizona-Nevada.....	26	39,000	26	5,600	33,400		10,400	
Fort Peck continuing fund—Fort Peck project, Montana.....	2	2,000	2	400	1,600	2	1,200	For use by engineer, foreman, and operating employees.
Total.....	1,175	1,240,800	428	86,700	1,154,100	768	655,991	

<sup>1</sup> Aircraft.

<sup>2</sup> Includes 3 buses.

GEOLOGICAL SURVEY

Geological Survey—

For all salaries and expenses necessary for the work of the Geological Survey, including personal services in the District of Columbia: purchase (not to exceed [thirty] two hundred and two), hire, maintenance, repair, and operation of motor-propelled and horse-drawn passenger[-carrying] vehicles and the [purchase (not to exceed one),] hire, maintenance, and operation of aircraft [for field use]; and exchange of unserviceable [and worn-out] passenger [-carrying] and freight[-carrying] vehicles as part payment for new freight[-carrying] vehicles; purchase of special wearing apparel or equipment for the protection of employees while engaged in their work; and purchase (not to exceed [\$10,000] \$55,000) of office furniture and equipment for use in the District of Columbia in addition to that which may be purchased from the appropriation for contingent expenses of the Department; as follows:

Salaries and expenses: For personal services in the District of Columbia, and other expenses, [\$208,160] \$288,000; (43 U. S. C. 31; Act of July 3, 1945, Public Law 123.)

Estimate 1947, \$288,000                      Appropriated 1946, \$208,160

By objects	Obligations					
	Estimate, 1947		Estimate, 1946		Actual, 1945	
	Man-years	Total salary	Man-years	Total salary	Man-years	Total salary
<b>PERSONAL SERVICES, DEPARTMENTAL</b>						
Professional service:						
Grade 8. Range \$8,750 to \$9,800.....	1	\$9,800	1	\$9,800	0.5	\$9,000
Director.....	1	9,013	1	8,753	0.5	1,222
Assistant director.....						
Grade 7. Range \$7,175 to \$8,225.....	1	8,225	1	8,225	1	7,500
Administrative geologist.....						
Grade 4. Range \$4,300 to \$5,180.....	1	4,300	1	4,300	0.2	792
Librarian.....						
Grade 3. Range \$3,640 to \$4,300.....					0.8	2,724
Librarian.....						
Grade 2. Range \$2,980 to \$3,640.....	2	6,730	2	6,615	2	5,650
Grade 1. Range \$2,320 to \$2,980.....	3	7,400	3	7,276	2.6	5,367
Clerical, administrative, and fiscal service:						
Grade 12. Range \$5,180 to \$6,020.....	1	5,390	1	5,212	0.7	3,092
Personnel officer.....						
Grade 11. Range \$4,300 to \$5,180.....	1	4,300	1	4,300	0.3	1,311
Personnel officer.....						
Budget officer.....	1	4,300	1	4,300	0.2	792
Chief clerk.....	1	5,180	1	5,180	1	4,600
Chief fiscal officer.....	1	4,520	1	4,520	1	3,850
Grade 10. Range \$3,970 to \$4,630.....	1	4,410	1	4,380	1	3,775
Editor.....						
Grade 9. Range \$3,640 to \$4,300.....	1	3,750	1	3,750	0.8	2,640
Classification examiner.....						
Budget officer.....					0.8	2,562
Chief, section of employments and records.....	1	3,750	1	3,708	0.6	2,018
Assistant chief fiscal officer.....	1	3,750	1	3,750	1	3,200
Grade 8. Range \$3,310 to \$3,970.....	1	3,970	1	3,940	1	3,332
Grade 7. Range \$2,980 to \$3,640.....	4	12,680	4	12,498	3.9	10,180
Grade 6. Range \$2,650 to \$3,310.....	8	22,960	8	22,738	7.1	17,277
Grade 5. Range \$2,320 to \$2,980.....	3	7,510	3	7,510	8.8	18,543
Grade 4. Range \$2,100 to \$2,496.....	16	35,712	14.5	32,151	13.7	25,845
Grade 3. Range \$1,902 to \$2,298.....	18.5	37,580	17.5	35,347	18.1	31,708
Grade 2. Range \$1,704 to \$2,100.....	9.5	17,310	9	16,426	6.9	10,291
Grade 1. Range \$1,506 to \$1,902.....	1	1,638	1	1,638		

By objects	Obligations					
	Estimate, 1947		Estimate, 1946		Actual, 1945	
	Man-years	Total salary	Man-years	Total salary	Man-years	Total salary
<b>PERSONAL SERVICES, DEPARTMENTAL—COD</b>						
Subprofessional service:						
Grade 4. Range \$1,902 to \$2,298.....	1	\$1,902	1	\$1,902	0.8	\$1,368
Crafts, protective, and custodial service:						
Grade 4. Range \$1,770 to \$2,166.....					1	1,560
Grade 3. Range \$1,572 to \$1,968.....	10	17,502	9.5	16,633	9.9	13,830
Grade 2. Range \$1,440 to \$1,770.....	3.5	5,278	3.5	5,268	3.5	4,326
Total permanent, departmental.....	92.5	244,570	89	235,830	90.2	201,355
Temporary employment, departmental.....	2.3	3,930				
Overtime pay, departmental.....				4,630		41,033
01 Personal services (net).....	94.8	248,500	89	240,460	90.2	242,388
<b>OTHER OBLIGATIONS</b>						
03 Transportation of things.....		3,500		3,500		
09 Equipment.....		36,000				
13 Refunds, awards, and indemnities.....						80
Total other obligations.....		39,500		3,500		80
Grand total obligations.....		288,000		243,960		242,468
Reimbursements for services performed.....						-2,524
Net total obligations.....		288,000		243,960		239,944
Excess of obligations over appropriation due to Public Law 106.....				-35,800		
Estimated savings, unobligated balance.....						546
Total estimate or appropriation.....		288,000		208,160		240,490

Topographic surveys: For topographic surveys in the United States, Alaska, the Virgin Islands, and Puerto Rico, [\$2,116,560] \$5,000,000, of which not to exceed [\$356,000] \$675,000 may be expended for personal services in the District of Columbia: *Provided*, That no part of this appropriation shall be expended in cooperation with States or municipalities except upon the basis of the State or municipality bearing all of the expense incident thereto in excess of such an amount as is necessary for the Geological Survey to perform its share of standard topographic surveys, such share of the Geological Survey in no case exceeding 50 per centum of the cost of the survey: *Provided further*, That [\$263,000] \$500,000 of this amount shall be available only for such cooperation with States or municipalities; (43 U. S. C. 31, 38, 42; Act of July 3, 1945, Public Law 123; Act of Dec. 28, 1945, Public Law 269.)

Estimate 1947, \$5,000,000                      Appropriated 1946, \$2,160,460

\* Includes \$13,900 appropriated in the First Deficiency Appropriation Act, 1946

By objects	Obligations		
	Estimate, 1947	Estimate, 1946	Actual, 1945
<b>PERSONAL SERVICES, DEPARTMENTAL</b>			
Personal services, departmental (see consolidated schedule).....	\$649,680	\$467,727	\$294,435

By objects	Obligations		
	Estimate, 1947	Estimate, 1946	Actual, 1945
<b>PERSONAL SERVICES, FIELD</b>			
Personal services, field (see consolidated schedule).....	\$3,058,177	\$1,469,463	\$1,058,008
01 Personal services (net).....	3,707,857	1,937,190	1,352,443
<b>OTHER OBLIGATIONS</b>			
02 Travel.....	346,500	166,800	129,030
03 Transportation of things.....	9,000	4,300	2,615
04 Communication services.....	4,500	3,190	2,613
05 Rents and utility services.....	133,000	37,800	10,556
06 Printing and binding.....	47,000	23,200	21,594
07 Other contractual services.....	227,000	434,500	86,148
08 Supplies and materials.....	132,543	59,427	44,434
09 Equipment.....	957,100	187,100	18,270
13 Refunds, awards, and indemnities.....			1,900
Total other obligations.....	1,836,643	916,317	317,160
Grand total obligations.....	5,544,500	2,853,507	1,669,603
Direct State payments.....	-50,000	-54,907	-50,473
Reimbursements for services performed.....	-48,000	-73,300	-209,368
Payments received from non-Federal sources.....	-450,000	-420,790	-236,028
Transferred to "Contingent expenses, Department of the Interior".....	+3,500	+2,500	+1,500
Net total obligations.....	5,000,000	2,307,010	1,175,231
Covered into Treasury as miscellaneous receipts, Public Law 369.....			287
Excess of obligations over appropriation due to Public Law 106.....		-146,550	
Estimated savings, unobligated balance.....			4,839
Total estimate or appropriation.....	5,000,000	2,160,460	1,180,360

By projects or functions			
1. Cooperative activities with States and municipalities.....	\$1,000,000	\$864,705	\$514,386
2. Noncooperative activities:			
(a) Departmental activities.....	286,255	235,125	158,671
(b) Field projects for general Federal purposes.....	3,210,235	1,235,297	612,743
(c) Field projects in Columbia River Basin.....	1,000,000	406,740	
3. Services performed for other agencies.....	48,000	72,440	180,903
4. Overtime pay.....		39,000	232,900
Grand total obligations.....	5,544,500	2,853,507	1,669,603
Adjustments (see objects schedule for detail).....	-544,500	-693,047	-489,243
Total estimate or appropriation.....	5,000,000	2,160,460	1,180,360

**Engineer Service, Army (Transfer to Interior, Geological Survey)—**

By objects	Obligations		
	Estimate, 1947	Estimate, 1946	Actual, 1945
<b>PERSONAL SERVICES, DEPARTMENTAL</b>			
Personal services, departmental (see consolidated schedule).....	\$41,620	\$50,422	\$27,089
<b>PERSONAL SERVICES, FIELD</b>			
Personal services, field (see consolidated schedule).....	278,120	499,960	480,373
01 Personal services (net).....	319,740	550,382	507,462
<b>OTHER OBLIGATIONS</b>			
02 Travel.....	32,600	36,000	196
03 Transportation of things.....	700	800	109
04 Communication services.....	400	800	853
05 Rents and utility services.....	8,700	25,000	41,196
06 Printing and binding.....	4,500	5,000	2,141
07 Other contractual services.....	18,750	20,000	8,932
08 Supplies and materials.....	11,300	17,379	12,383
09 Equipment.....	3,309	4,000	7,367
Total other obligations.....	50,260	108,979	73,177
Grand total obligations.....	400,000	659,361	580,639
Received by transfer from "Engineer Service, Army".....	-400,000	-180,000	-1,060,000
1945 balance available in 1946.....		-479,361	+479,361
Total estimate or appropriation.....			

**Tennessee Valley Authority (Transfer to Interior, Geological Survey)—**

By objects	Obligations		
	Estimate, 1947	Estimate, 1946	Actual, 1945
<b>PERSONAL SERVICES, DEPARTMENTAL</b>			
Personal services, departmental (see consolidated schedule).....	\$2,970	\$2,970	\$3,100
<b>PERSONAL SERVICES, FIELD</b>			
Personal services, field (see consolidated schedule).....	61,780	61,780	72,126
01 Personal services (net).....	64,750	64,750	75,226
<b>OTHER OBLIGATIONS</b>			
02 Travel.....	200	200	124
03 Transportation of things.....	15	15	24
06 Printing and binding.....	5	5	
07 Other contractual services.....	5	5	223
08 Supplies and materials.....	10	10	6
09 Equipment.....	15	15	
Total other obligations.....	250	250	377
Grand total obligations.....	65,000	65,000	75,603
Received by transfer from "Tennessee Valley Authority".....	-65,000	-65,000	-76,000
Estimated savings, unobligated balance.....			397
Total estimate or appropriation.....			

**Working Fund, Interior, Geological Survey—**

By objects	Obligations		
	Estimate, 1947	Estimate, 1946	Actual, 1945
<i>For the compilation of a transportation map of the United States, showing transportation routes and their character</i>			
<b>PERSONAL SERVICES, DEPARTMENTAL</b>			
01 Personal services, departmental (net) (see consolidated schedule).....	\$45,885	\$45,410	\$38,222
<b>OTHER OBLIGATIONS</b>			
06 Printing and binding.....	75	74	329
07 Other contractual services.....	25	25	158
08 Supplies and materials.....	15	15	109
Total other obligations.....	115	114	596
Grand total obligations.....	46,000	45,524	38,818
Advanced from Public Roads Administration.....	-46,000	-35,500	-35,000
Prior year balance available in 1945.....			-14,012
1945 balance available in 1946.....		-10,224	+10,224
Total estimate or appropriation.....			
<i>For topographic mapping in the Missouri River Basin</i>			
<b>PERSONAL SERVICES, DEPARTMENTAL</b>			
Personal services, departmental (see consolidated schedule).....	82,347	30,576	
<b>PERSONAL SERVICES, FIELD</b>			
Personal services, field (see consolidated schedule).....	900,585	115,515	
01 Personal services (net).....	982,932	146,091	
<b>OTHER OBLIGATIONS</b>			
02 Travel.....	107,000	14,000	
03 Transportation of things.....	2,400	300	
04 Communication services.....	600	200	
05 Rents and utility services.....	28,000		
06 Printing and binding.....	15,000	1,700	
07 Other contractual services.....	24,500	326,000	
08 Supplies and materials.....	39,368	9,709	
09 Equipment.....	11,000	152,000	
Total other obligations.....	227,568	503,909	
Grand total obligations.....	1,210,500	650,000	
Advanced from Missouri River Basin (reimbursable), Bureau of Reclamation.....	-1,210,500	-650,000	
Total estimate or appropriation.....			

**GEOLOGICAL SURVEY—Continued**

Consolidated schedule of employees paid from topographic surveys, from funds transferred from the War Department and Tennessee Valley Authority, and funds advanced from the Public Roads Administration and Bureau of Reclamation

By objects	Obligations					
	Estimate, 1947		Estimate, 1946		Actual, 1945	
	Man-years	Total salary	Man-years	Total salary	Man-years	Total salary
<b>PERSONAL SERVICES, DEPARTMENTAL</b>						
<b>Professional service:</b>						
Grade 7. Range \$7,175 to \$8,225:						
Chief topographic engineer.....	1	\$7,700	1	\$7,635	1	\$6,750
Staff engineer.....	2	14,350	1.5	10,762		
Grade 6. Range \$6,230 to \$7,070:						
Assistant chief topographic engineer.....	2	13,300	1	7,070	1	6,400
Topographic engineer.....	2	13,510	2	13,301	1.8	10,540
Chief, division of field equipment.....	1	6,440	1	6,440	1	5,600
Assistant chief Alaskan geologist.....	0.4	2,576				
Grade 5. Range \$5,180 to \$6,020:						
Cartographic engineer.....	1	6,020	1	6,020	1	5,400
Geodetic engineer.....	1	6,020	1	6,020	1	5,350
Topographic engineer.....	3	17,325	2	12,040	2.2	11,925
Grade 4. Range \$4,300 to \$5,180:						
Cartographic engineer.....	1	4,960	1	4,850	1	4,200
Geodetic engineer.....	1	5,180	1	5,180	0.9	4,304
Research engineer.....	1	4,300	0.8	3,225		
Grade 3. Range \$3,640 to \$4,300:						
Topographic engineer.....	4	15,806	5	19,300	5.4	19,009
Geodetic engineer.....	13	49,960	10	38,877	5	17,450
Cartographic engineer.....	19	73,670	15	58,873	7.8	27,610
Cartographic editor.....	3	11,470	2	7,803	1	3,575
Grade 2. Range \$2,980 to \$3,640:						
Grade 1. Range \$2,320 to \$2,980:						
26	\$1,550	18	\$6,898	10.4	\$1,074	
14	\$3,827	6	\$14,929	5.2	\$10,993	
<b>Clerical, administrative, and fiscal service:</b>						
Grade 8. Range \$3,310 to \$3,970:						
Grade 7. Range \$2,980 to \$3,640:						
Grade 6. Range \$2,320 to \$2,980:						
Grade 5. Range \$2,100 to \$2,496:						
Grade 4. Range \$2,100 to \$2,496:						
Grade 3. Range \$1,902 to \$2,298:						
Grade 2. Range \$1,704 to \$2,100:						
1	3,970	1	3,970	1	3,429	
1	2,980	1	2,980			
6	15,196	6	13,663	3	6,275	
24	52,248	19	41,656	6.9	13,159	
25	49,232	18	35,267	6.5	11,054	
11	19,338	10	17,621	3	4,465	
<b>Subprofessional service:</b>						
Grade 8. Range \$2,980 to \$3,640:						
Grade 7. Range \$2,650 to \$3,310:						
Grade 6. Range \$2,320 to \$2,980:						
Grade 5. Range \$2,100 to \$2,496:						
Grade 4. Range \$1,902 to \$2,298:						
Grade 3. Range \$1,704 to \$2,100:						
Grade 2. Range \$1,572 to \$1,968:						
3	9,600	2	6,565	1	3,050	
12	34,910	13	37,391	8.2	20,607	
41	102,050	23	59,679	17.7	39,769	
21	59,702	14	30,061	4.7	8,876	
36	69,492	20	38,895	12	19,528	
5	19,272	7	12,353	2.9	4,420	
1	1,704			0.5	613	
<b>Crafts, protective, and custodial service:</b>						
Grade 4. Range \$1,770 to \$2,166:						
Grade 3. Range \$1,572 to \$1,968:						
1	1,902	1	1,902			
8	12,972	7	11,289			
Total permanent, departmental.....	291.4	822,502	211.3	592,455	113.1	305,425
Overtime pay, departmental.....				4,650		57,421
All personal services, departmental.....	291.4	822,502	211.3	597,105	113.1	362,846
<b>The salaries and wages in the foregoing schedule are distributed as follows:</b>						
Geological Survey, topographic surveys.....		649,680		467,727		294,435
Engineer Service, Army (transfer to Interior, Geological Survey).....		41,620		50,422		27,089
Tennessee Valley Authority fund (transfer to Interior, Geological Survey).....		2,970		2,970		3,100
Working fund, Interior, Geological Survey.....		45,885		45,410		38,222
Working fund, Interior, Geological Survey, 1946-47.....		82,847		30,576		
Total as per foregoing schedule.....		822,502		597,105		362,846
<b>PERSONAL SERVICES, FIELD</b>						
<b>Professional service:</b>						
Grade 6. Range \$6,230 to \$7,070:						
Topographic engineer.....	4	24,290	2	13,090	2	11,400
Grade 5. Range \$5,180 to \$6,020:						
Topographic engineer.....	19	101,780	7	39,446	8	39,650
Photogrammetric engineer.....	6	35,500	1	5,548	1	4,800
Grade 4. Range \$4,300 to \$5,180:						
Topographic engineer.....	26	119,830	15	71,712	13.6	56,678
Photogrammetric engineer.....	15	64,940	8	34,692	4.3	16,584
Grade 3. Range \$3,640 to \$4,300:						
Cartographic engineer.....	1	3,750	1	3,750	1	3,200
Topographic engineer.....	193	729,884	116	447,007	80.7	279,766
Photogrammetric engineer.....	63	233,280	34	126,670	17.8	54,866
Grade 2. Range \$2,980 to \$3,640:						
Grade 1. Range \$2,320 to \$2,980:						
212	693,710	194	634,011	145.2	390,247	
173	402,541	8	19,303	12.1	25,097	
<b>Clerical, administrative, and fiscal service:</b>						
Grade 7. Range \$2,980 to \$3,640:						
Grade 6. Range \$2,650 to \$3,310:						
Grade 5. Range \$2,320 to \$2,980:						
Grade 4. Range \$2,100 to \$2,496:						
Grade 3. Range \$1,902 to \$2,298:						
Grade 2. Range \$1,704 to \$2,100:						
1	3,640	1	3,640	1	3,200	
4	10,600					
5	14,250	2	4,851	2	4,083	
6	12,666	1	2,128	1	1,856	
9	17,546	5	9,753	3.3	5,536	
6	10,290	3	5,151	1.6	2,218	
<b>Subprofessional service:</b>						
Grade 8. Range \$2,980 to \$3,640:						
Grade 7. Range \$2,650 to \$3,310:						
Grade 6. Range \$2,320 to \$2,980:						
Grade 5. Range \$2,100 to \$2,496:						
Grade 4. Range \$1,902 to \$2,298:						
10	31,120	7	22,015	4.9	13,434	
11	29,150	6	16,170	8.3	19,000	
289	679,280	59	142,926	50	101,296	
48	102,098	21	44,937	23.9	43,587	
48	92,550	22	42,599	17.3	28,777	

By objects	Obligations					
	Estimate, 1947		Estimate, 1946		Actual, 1945	
	Man-years	Total salary	Man-years	Total salary	Man-years	Total salary
<b>PERSONAL SERVICES, FIELD—continued</b>						
<b>Subprofessional service—Continued</b>						
Grade 3. Range \$1,704 to \$2,100.....	51	\$88,092	21	\$36,649	20	\$28,801
Grade 2. Range \$1,572 to \$1,968.....					0.3	477
Total permanent, field.....	1,200	3,500,787	534	1,726,048	419.3	1,134,555
Temporary employment, field.....	477	769,175	209	352,635	120	193,366
Overtime pay, field.....				53,335		282,586
Night-work differential, field.....		19,500		13,200		
Additional pay for foreign service, field.....		9,200		1,500		
All personal services, field.....	1,677	4,298,662	743	2,146,718	539.3	1,610,507
<b>The salaries and wages in the foregoing schedule are distributed to appropriations as follows:</b>						
Geological Survey, topographic surveys.....		3,058,177		1,469,463		1,058,008
Engineer Service, Army (transfer to Interior, Geological Survey).....		278,120		499,960		480,373
Tennessee Valley Authority (transfer to Interior, Geological Survey).....		61,780		61,780		72,126
Working fund, Interior, Geological Survey.....		900,585		115,515		
Total as per foregoing schedule.....		4,298,662		2,146,718		1,610,507

Geologic surveys: For geologic surveys in the United States and chemical and physical researches relative thereto, **[\$1,187,500]** \$2,463,500, of which not to exceed **[\$466,000]** \$725,000 may be expended for personal services in the District of Columbia; (43 U. S. C. 31; Act of July 3, 1945, Public Law 123; Act of Dec. 28, 1945, Public Law 269.)

Estimate 1947, **\$2,463,500** Appropriated 1946, \* **\$1,188,300**

\* Includes \$800 appropriated in the First Deficiency Appropriation Act, 1946.

By objects	Obligations		
	Estimate, 1947	Estimate, 1946	Actual, 1945
<b>PERSONAL SERVICES, DEPARTMENTAL</b>			
Personal services, departmental (see consolidated schedule).....	\$726,943	\$513,978	\$489,284
<b>PERSONAL SERVICES, FIELD</b>			
Personal services, field (see consolidated schedule).....	1,140,508	407,755	535,192
01 Personal services (net).....	1,867,451	921,733	1,024,476
<b>OTHER OBLIGATIONS</b>			
02 Travel.....	336,000	150,000	200,577
03 Transportation of things.....	15,000	5,000	5,632
04 Communication services.....	4,000	1,200	771
05 Rents and utility services.....	19,000	9,000	3,596
06 Printing and binding.....	7,000	6,000	5,638
07 Other contractual services.....	181,900	95,000	56,321
08 Supplies and materials.....	65,274	26,492	32,019
09 Equipment.....	140,000	105,000	62,964
Total other obligations.....	767,274	397,692	367,518
Grand total obligations.....	2,634,725	1,319,425	1,391,994
Reimbursements for services performed... payments received from non-Federal sources.....	-5,000	-33,900	-5,900
Transferred to "Contingent expenses, Department of the Interior".....	-170,000	-100,000	-65,801
Net total obligations.....	2,463,500	1,188,300	1,320,283
Covered into Treasury as miscellaneous receipts, Public Law 369.....			737
Estimated savings, unobligated balance.....			14,165
Total estimate or appropriation.....	2,463,500	1,188,300	1,337,970

**Engineer Service, Army (Transfer to Interior, Geological Survey)—**

By objects	Obligations		
	Estimate, 1947	Estimate, 1946	Actual, 1945
<b>PERSONAL SERVICES, DEPARTMENTAL</b>			
Personal services, departmental (see consolidated schedule).....	\$24,500	\$141,912	\$185,206
<b>PERSONAL SERVICES, FIELD</b>			
Personal services, field (see consolidated schedule).....	121,800	195,530	124,108
01 Personal services (net).....	146,300	337,442	309,314

By objects	Obligations		
	Estimate, 1947	Estimate, 1946	Actual, 1945
<b>OTHER OBLIGATIONS</b>			
02 Travel.....	\$74,800	\$105,000	\$14,283
03 Transportation of things.....	800	1,200	592
04 Communication services.....	600	900	346
06 Printing and binding.....	2,500	13,000	741
07 Other contractual services.....	3,000	32,000	16,423
08 Supplies and materials.....	4,500	8,500	5,028
09 Equipment.....	5,000	7,000	3,171
Total other obligations.....	91,200	167,600	40,584
Grand total obligations.....	237,500	505,102	349,898
Received by transfer from "Engineer Service, Army".....	-237,500	-445,000	-410,000
Reappropriation of 1945 balance in 1946.....		-60,102	+60,102
Total estimate or appropriation.....			

**Investigation of Bauxite and Alunite Ores and Aluminum Clay Deposits, Bureau of Mines (National Defense) (Transfer to Geological Survey)—**

By objects	Obligations		
	Estimate, 1947	Estimate, 1946	Actual, 1945
<b>PERSONAL SERVICES, DEPARTMENTAL</b>			
Personal services, departmental (see consolidated schedule).....			\$23,016
<b>PERSONAL SERVICES, FIELD</b>			
Personal services, field (see consolidated schedule).....			95,797
01 Personal services (net).....			118,813
<b>OTHER OBLIGATIONS</b>			
02 Travel.....			36,992
03 Transportation of things.....			746
04 Communication services.....			476
05 Rents and utility services.....			1,662
06 Printing and binding.....			147
07 Other contractual services.....			26,092
08 Supplies and materials.....			5,713
09 Equipment.....			12,679
Total other obligations.....			84,507
Grand total obligations.....			203,320
Received by transfer from "Investigation of bauxite and alunite ores and aluminum clay deposits, Bureau of Mines (national defense)".....			-205,000
Covered into Treasury as miscellaneous receipts, Public Law 369.....			225
Estimated savings, unobligated balance.....			1,455
Total estimate or appropriation.....			

**Salaries and Expenses, Foreign Economic Administration (Transfer to Interior, Geological Survey)—**

By objects	Obligations		
	Estimate, 1947	Estimate, 1946	Actual, 1945
<b>PERSONAL SERVICES, DEPARTMENTAL</b>			
Personal services, departmental (see consolidated schedule).....			\$943
<b>PERSONAL SERVICES, FIELD</b>			
Personal services, field (see consolidated schedule).....		\$4,800	30,369
01 Personal services (net).....		4,800	31,312
<b>OTHER OBLIGATIONS</b>			
02 Travel.....		3,500	8,715
03 Transportation of things.....		425	277
04 Communication services.....		40	33
05 Rents and utility services.....			49
07 Other contractual services.....		350	599
08 Supplies and materials.....		160	579
09 Equipment.....		75	320
Total other obligations.....		4,550	10,572
Grand total obligations.....		9,350	41,884
Received by transfer from "Salaries and expenses, Foreign Economic Administration".....		-9,350	-64,000
Estimated savings, unobligated balance.....			22,116
Total estimate or appropriation.....			

**Working Fund, Interior, Geological Survey—**

By objects	Obligations		
	Estimate, 1947	Estimate, 1946	Actual, 1945
<i>For geologic surveys and mapping in the Missouri River Basin</i>			
<b>PERSONAL SERVICES, DEPARTMENTAL</b>			
Personal services, departmental (see consolidated schedule).....	\$43,708	\$25,812	
<b>PERSONAL SERVICES, FIELD</b>			
Personal services, field (see consolidated schedule).....	215,918	152,332	
01 Personal services (net).....	259,626	178,144	
<b>OTHER OBLIGATIONS</b>			
02 Travel.....	40,000	45,000	
03 Transportation of things.....	2,600	2,000	
04 Communication services.....	600	504	
05 Rents and utility services.....	1,200	1,000	
06 Printing and binding.....	18,300	15,400	
07 Other contractual services.....	9,000	6,000	
08 Supplies and materials.....	10,774	9,356	
09 Equipment.....	9,000	8,000	
Total other obligations.....	91,474	86,556	
Grand total obligations.....	351,100	265,000	
Advanced from Missouri River Basin (reimbursable), Bureau of Reclamation.....	-351,100	-265,000	
Total estimate or appropriation.....			

**Consolidated schedule of employees paid from geologic surveys, from funds transferred from the War Department, the Bureau of Mines, and the Foreign Economic Administration, and funds advanced from the Bureau of Reclamation**

By objects	Obligations					
	Estimate, 1947		Estimate, 1946		Actual, 1945	
	Man-years	Total salary	Man-years	Total salary	Man-years	Total salary
<b>PERSONAL SERVICES, DEPARTMENTAL</b>						
Professional service:						
Grade 7. Range \$7,175 to \$8,225:						
Chief geologist.....	1	\$7,437	1	\$7,296	1	\$6,522
Geologist.....	3	22,836	3	22,554	2.4	15,626
Division chief.....	2	14,350	1.4	10,450		
Grade 5. Range \$6,230 to \$7,050:						
Assistant chief geologist.....	1	6,440	1	6,262	0.4	2,100
Geologist.....	13	91,100	12	76,420	9.9	56,380
Mineralogist.....	1	6,440	1	6,440	1	5,659
Sanitary engineer.....			0.7	5,177	0.9	5,242
Soils scientist.....					0.1	233
Grade 5. Range \$5,180 to \$6,020:						
Geologist.....	20	110,822	18	98,340	21.9	102,680
Chemist.....	2	10,360				
Soils scientist.....					0.9	4,012
Electrical engineer.....	0.5	2,590				
Grade 4. Range \$4,300 to \$5,180:						
Petrographer.....	1	4,300				
Geologist.....	11	51,040	20	89,456	28.5	110,512
Geochemist.....	7	30,760	4	17,968	1	4,000
Soils scientist.....	1	4,300			0.1	222
Physicist.....	1	4,300				
Grade 3. Range \$3,640 to \$4,300:						
Geologist.....	8	33,366	12	47,607	16.6	54,125
Chemist.....	4.5	18,640	3	11,991	1.2	3,871
Geophysicist.....	0.5	1,820			1	3,300
Mineralogist.....	3	11,360	2	7,994	1.4	4,513
Soils scientist.....	1	4,300			0.4	1,172
Spectrographer.....	1	4,300				
Grade 2. Range \$2,980 to \$3,640:						
Geologist.....	22	69,480	23	71,640	23.6	63,595
Grade 1. Range \$2,320 to \$2,980:						
Geologist.....	13	31,710	10	24,350	14.4	28,737
Clerical, administrative, and fiscal service:						
Grade 9. Range \$3,640 to \$4,300:						
1	3,640	0.8	3,081			
Grade 7. Range \$2,980 to \$3,640:						
1	3,090	1	3,010	0.7	2,136	
Grade 6. Range \$2,650 to \$3,310:						
2	6,190	2	6,155	1.1	2,860	
Grade 5. Range \$2,320 to \$2,980:						
7	17,159	5	12,310	4.3	8,687	
Grade 4. Range \$2,100 to \$2,496:						
22	48,735	16	35,775	13.1	24,667	
Grade 3. Range \$1,902 to \$2,298:						
22	44,892	14	29,352	12.9	21,981	
Grade 2. Range \$1,704 to \$2,100:						
5	10,814	2	3,616	2.3	2,991	
Subprofessional service:						
Grade 8. Range \$2,980 to \$3,640:						
4	11,920	1.7	6,134	1	3,166	
Grade 7. Range \$2,650 to \$3,310:						
7	21,330	5	15,480	6.9	17,810	
Grade 6. Range \$2,320 to \$2,980:						
13	32,136	8	19,659	8.3	16,894	
Grade 5. Range \$2,100 to \$2,496:						
10	21,462	6	13,002	7	12,730	
Grade 4. Range \$1,902 to \$2,298:						
Grade 3. Range \$1,704 to \$2,100:						
Grade 2. Range \$1,440 to \$1,770:						
Grade 1. Range \$1,240 to \$1,570:						
1	2,980					
1	2,650					
5	8,730	4.5	7,731	3.7	5,157	
2	3,372	2	3,312	2	2,573	
Crafts, protective, and custodial service:						
Grade 10. Range \$2,980 to \$3,640:						
1	2,980					
Grade 9. Range \$2,650 to \$3,310:						
1	2,650					
Grade 8. Range \$2,320 to \$2,980:						
5	8,730	2	3,312			
Grade 7. Range \$2,100 to \$2,496:						
2	3,372					
Total permanent, departmental.....						
220.5	781,151	180.1	662,562	191.4	596,536	
W. A. E. employment, departmental.....						
4	14,000	2	7,000			
Overtime pay, departmental.....						
			12,140		101,913	
All personal services, departmental.....						
224.5	795,151	182.1	681,702	191.4	698,449	



**GEOLOGICAL SURVEY—Continued**

Consolidated schedule of employees paid from geologic surveys, from funds transferred from the War Department, the Bureau of Mines, and the Foreign Economic Administration, and funds advanced from the Bureau of Reclamation—Continued

By objects	Obligations					
	Estimate, 1947	Estimate, 1946	Actual, 1945			
The salaries and wages in the foregoing schedule are distributed to appropriations as follows:						
Geological Survey, geologic surveys.....	\$726,943	\$513,978	\$489,284			
Engineer Service, Army (transfer to Interior, Geological Survey).....	24,500	141,912	185,205			
Investigation of bauxite and aluminite ores and aluminum clay deposits, Bureau of Mines (national defense) (transfer to Geological Survey).....			23,016			
Working fund, Interior, Geological Survey.....	43,798	25,812				
Salaries and expenses, Foreign Economic Administration (transfer to Interior, Geological Survey).....			943			
<b>Total as per foregoing schedule.....</b>	<b>795,151</b>	<b>681,702</b>	<b>698,449</b>			
<b>PERSONAL SERVICES, FIELD</b>						
Professional service:	Man-years	Total salary	Man-years	Total salary	Man-years	Total salary
Grade 7. Range \$7,175 to \$8,225:						
Geologist.....	1	\$7,437	1	\$7,195	1.2	\$7,944
Soils scientist.....					1	6,220
Grade 6. Range \$6,230 to \$7,070:						
Geologist.....	13	81,410	8	50,242	6.1	34,917
Grade 5. Range \$5,180 to \$6,020:						
Geologist.....	29	153,340	19	102,180	13.1	60,727
Geophysicist.....	0.5	2,590				
Grade 4. Range \$4,300 to \$5,180:						
Geologist.....	53	292,900	28	122,840	21.4	81,200
Soils scientist.....	1	4,300	2	8,840	0.6	2,396
Hydraulic engineer.....					0.2	618
Grade 3. Range \$3,640 to \$4,300:						
Geologist.....	84	309,965	47	174,394	42.1	135,254
Geophysicist.....	2	7,280				
Grade 2. Range \$2,980 to \$3,640:						
Geologist.....	103	311,700	50	153,240	65.7	171,146
Grade 1. Range \$2,320 to \$2,980:						
Geologist.....	58	136,180	16	38,480	37.5	76,359
Clerical, administrative, and fiscal service:						
Grade 5. Range \$2,320 to \$2,980:						
Grade 4. Range \$2,100 to \$2,496:						
Grade 3. Range \$1,902 to \$2,298:						
Grade 2. Range \$1,704 to \$2,100:						
Subprofessional service:						
Grade 7. Range \$2,650 to \$3,310:						
Grade 6. Range \$2,320 to \$2,980:						
Grade 5. Range \$2,100 to \$2,496:						
Grade 4. Range \$1,902 to \$2,298:						
Grade 3. Range \$1,704 to \$2,100:						
Crafts, protective, and custodial service:						
Grade 6. Range \$2,106 to \$2,562:						
<b>Total permanent, field.....</b>	<b>412.5</b>	<b>1,396,226</b>	<b>192.9</b>	<b>703,617</b>	<b>206</b>	<b>606,611</b>
Temporary employment, field.....	20	36,000	8	15,200	9.3	16,788
W. A. E. employment, field.....	12	46,000	4.5	17,500	10.5	32,619
Overtime pay, field.....				24,100		129,448
<b>All personal services, field.....</b>	<b>444.5</b>	<b>1,478,226</b>	<b>205.4</b>	<b>760,417</b>	<b>225.8</b>	<b>785,466</b>
The salaries and wages in the foregoing schedule are distributed to appropriations as follows:						
Geological Survey, geologic surveys.....	1,140,508	407,755	535,192			
Engineer Service, Army (transfer to Interior, Geological Survey).....	121,800	195,530	124,108			
Investigation of bauxite and aluminite ores and aluminum clay deposits, Bureau of Mines (national defense) (transfer to Geological Survey).....						95,797
Working fund, Interior, Geological Survey.....	215,918	152,332				
Salaries and expenses, Foreign Economic Administration (transfer to Interior, Geological Survey).....			4,800			30,369
<b>Total as per foregoing schedule.....</b>	<b>1,478,226</b>	<b>760,417</b>			<b>785,466</b>	

**Strategic and critical minerals (national defense):** For scientific and economic investigations of strategic and critical minerals in the United States or its Territories or insular possessions, \$325,000, of which not to exceed \$80,000 may be expended for personal services in the District of Columbia. (43 U. S. C. 31; Act of July 3, 1945, Public Law 123.)

Appropriated 1946, \$325,000

By objects	Obligations			
	Estimate, 1947	Estimate, 1946	Actual, 1945	
<b>PERSONAL SERVICES, DEPARTMENTAL</b>				
Professional service:	Man-years	Total salary	Man-years	Total salary
Grade 7. Range \$7,175 to \$8,225:				
Special geologist.....	0.6	\$4,062		

By objects	Obligations					
	Estimate, 1947	Estimate, 1946	Actual, 1945			
<b>PERSONAL SERVICES, DEPARTMENTAL—CON.</b>						
Professional service—Continued	Man-years	Total salary	Man-years	Total salary		
Grade 6. Range \$6,230 to \$7,070:						
Assistant chief geologist.....			0.3	\$1,540		
Geologist.....	0.5	\$3,115	2.5	14,186		
Grade 5. Range \$5,180 to \$6,020:						
Geologist.....	1.9	11,132	3.4	16,271		
Grade 4. Range \$4,300 to \$5,180:						
Geologist.....	1.8	8,191	2.3	8,361		
Geochemist.....	2	9,040				
Grade 3. Range \$3,640 to \$4,300:						
Geologist.....	1.5	5,680	0.5	1,461		
Mineralogist.....	1	3,560	0.6	2,037		
Grade 2. Range \$2,980 to \$3,640:						
Grade 1. Range \$2,320 to \$2,980:						
Geologist.....	3	9,095	4.5	11,819		
Geophysicist.....	3.8	9,070	5.7	11,530		
Clerical, administrative, and fiscal service:						
Grade 7. Range \$2,980 to \$3,640:				0.2	450	
Grade 5. Range \$2,320 to \$2,980:				0.2	322	
Grade 4. Range \$2,100 to \$2,496:				1.7	3,931	
Grade 3. Range \$1,902 to \$2,298:				1.9	3,134	
Grade 2. Range \$1,704 to \$2,100:				1.1	1,773	
Subprofessional service:						
Grade 7. Range \$2,650 to \$3,310:						
Grade 5. Range \$2,100 to \$2,496:						
Grade 4. Range \$1,902 to \$2,298:						
Crafts, protective, and custodial service:						
Grade 3. Range \$1,572 to \$1,968:					0.3	433
Grade 2. Range \$1,440 to \$1,770:					0.9	1,132
<b>Total permanent, departmental</b> .....	<b>22.5</b>	<b>75,220</b>	<b>29.6</b>	<b>87,007</b>		
W. A. E. employment, departmental.....	1	1,800				
Overtime pay, departmental.....		1,750		14,773		
<b>All personal services, departmental</b> .....	<b>23.5</b>	<b>78,770</b>	<b>29.6</b>	<b>101,780</b>		
<b>PERSONAL SERVICES, FIELD</b>						
Professional service:						
Grade 6. Range \$6,230 to \$7,070:						
Geologist.....				0.2	1,167	
Grade 5. Range \$5,180 to \$6,020:						
Geologist.....	1.8	9,437	4.8	22,432		
Grade 4. Range \$4,300 to \$5,180:						
Geologist.....	8	35,964	11.4	43,474		
Grade 3. Range \$3,640 to \$4,300:						
Grade 2. Range \$2,980 to \$3,640:						
Grade 1. Range \$2,320 to \$2,980:						
Clerical, administrative, and fiscal service:						
Grade 4. Range \$2,100 to \$2,496:						
Grade 3. Range \$1,902 to \$2,298:						
Grade 2. Range \$1,704 to \$2,100:						
Subprofessional service:						
Grade 7. Range \$2,650 to \$3,310:						
Grade 5. Range \$2,100 to \$2,496:						
Grade 4. Range \$1,902 to \$2,298:						
Grade 3. Range \$1,704 to \$2,100:						
Crafts, protective, and custodial service:						
Grade 6. Range \$2,106 to \$2,562:						
<b>Total permanent, field.....</b>	<b>45.3</b>	<b>155,512</b>	<b>96.7</b>	<b>270,260</b>		
Temporary employment, field.....	3.5	6,300	8	14,922		
W. A. E. employment, field.....	2	6,000	3.2	8,418		
Overtime pay, field.....		5,650		56,364		
Additional pay for foreign service, field.....		900		2,794		
<b>All personal services, field.....</b>	<b>50.8</b>	<b>174,362</b>	<b>107.9</b>	<b>352,758</b>		
<b>01 Personal services (net).....</b>	<b>74.3</b>	<b>253,132</b>	<b>137.5</b>	<b>454,538</b>		
<b>OTHER OBLIGATIONS</b>						
02 Travel.....		46,500		108,475		
03 Transportation of things.....		2,100		3,386		
04 Communication services.....		450		712		
05 Rents and utility services.....		1,500		3,445		
06 Printing and binding.....		300		432		
07 Other contractual services.....		13,350		36,913		
08 Supplies and materials.....		8,668		14,262		
09 Equipment.....		7,000		21,517		
<b>Total other obligations.....</b>		<b>79,868</b>		<b>189,142</b>		
<b>Grand total obligations.....</b>		<b>333,000</b>		<b>643,680</b>		
Reimbursements for services performed.....		-8,000		-6,696		
<b>Net total obligations.....</b>		<b>325,000</b>		<b>636,984</b>		
Covered into Treasury as miscellaneous receipts, Public Law 369.....				969		
Estimated savings, unobligated balance.....				27,047		
<b>Total estimate or appropriation.....</b>		<b>325,000</b>		<b>665,000</b>		

Mineral resources of Alaska: For investigation of the mineral resources of Alaska, \$312,500, to be available immediately, of which not to exceed \$80,000 may be expended for personal services in the District of Columbia; (43 U. S. C. 31; Act of July 3, 1945, Public Law 123.)

Estimate 1947, \$312,500

Appropriated 1946, \$157,500

By objects	Obligations		
	Estimate, 1947	Estimate, 1946	Actual, 1945
<b>PERSONAL SERVICES, DEPARTMENTAL</b>			
Personal services, departmental (see consolidated schedule).....	\$35,218	\$14,845	\$34,295

By objects	Obligations		
	Estimate, 1947	Estimate, 1946	Actual, 1945
<b>PERSONAL SERVICES, FIELD</b>			
Personal services, field (see consolidated schedule).....	\$173,894	\$89,249	\$96,172
01 Personal services (net).....	209,112	104,094	130,467
<b>OTHER OBLIGATIONS</b>			
02 Travel.....	50,000	28,000	27,142
03 Transportation of things.....	5,000	2,700	2,840
04 Communication services.....	500	350	132
05 Rents and utility services.....	500	.....	15
06 Printing and binding.....	1,200	900	646
07 Other contractual services.....	8,000	4,500	4,357
08 Supplies and materials.....	18,163	8,431	7,454
09 Equipment.....	20,000	8,500	5,593
Total other obligations.....	103,363	53,381	48,179
Grand total obligations.....	312,475	157,475	178,646
Reimbursements for services performed. Transferred to "Contingent expenses, Department of the Interior".....	+25	+25	+25
Net total obligations.....	312,500	157,500	171,172
Covered into Treasury as miscellaneous receipts, Public Law 399.....	.....	.....	349
Estimated savings, unobligated balance.....	.....	.....	5,479
Total estimate or appropriation.....	312,500	157,500	177,000

**Engineer Service, Army (Transfer to Interior, Geological Survey)**—

By objects	Obligations		
	Estimate, 1947	Estimate, 1946	Actual, 1945
<b>PERSONAL SERVICES, DEPARTMENTAL</b>			
Personal services, departmental (see consolidated schedule).....	.....	\$3,350	.....
<b>PERSONAL SERVICES, FIELD</b>			
Personal services, field (see consolidated schedule).....	.....	41,300	.....
01 Personal services (net).....	.....	44,650	.....
<b>OTHER OBLIGATIONS</b>			
02 Travel.....	.....	15,500	.....
03 Transportation of things.....	.....	2,200	.....
04 Communication services.....	.....	300	.....
05 Printing and binding.....	.....	650	.....
07 Other contractual services.....	.....	300	.....
08 Supplies and materials.....	.....	2,600	.....
09 Equipment.....	.....	8,800	.....
Total other obligations.....	.....	30,350	.....
Grand total obligations.....	.....	75,000	.....
Received by transfer from "Engineer Service, Army".....	.....	-75,000	.....
Total estimate or appropriation.....	.....	.....	.....

**Operation and Conservation of Naval Petroleum Reserves (Transfer to Interior, Geological Survey)**—

By objects	Obligations		
	Estimate, 1947	Estimate, 1946	Actual, 1945
<b>PERSONAL SERVICES, DEPARTMENTAL</b>			
Personal services, departmental (see consolidated schedule).....	\$2,485	\$6,400	\$2,338
<b>PERSONAL SERVICES, FIELD</b>			
Personal services, field (see consolidated schedule).....	120,432	60,400	19,501
01 Personal services (net).....	122,917	66,800	21,839
<b>OTHER OBLIGATIONS</b>			
02 Travel.....	35,000	20,300	6,444
03 Transportation of things.....	4,600	2,600	1,890
04 Communication services.....	500	500	246
05 Rents and utility services.....	200	25	.....
06 Printing and binding.....	2,800	.....	207
07 Other contractual services.....	2,400	900	735

By objects	Obligations		
	Estimate, 1947	Estimate, 1946	Actual, 1945
<b>OTHER OBLIGATIONS—continued</b>			
08 Supplies and materials.....	\$8,183	\$1,075	\$3,879
09 Equipment.....	14,000	12,300	7,460
Total other obligations.....	67,683	40,700	20,894
Grand total obligations.....	190,600	107,500	42,700
Received by transfer from "Operation and conservation of naval petroleum reserves," Navy Department.....	-190,600	-107,500	-50,000
Estimated savings, unobligated balance.....	.....	.....	7,300
Total estimate or appropriation.....	.....	.....	.....

**Consolidated schedule of employees paid from mineral resources of Alaska, and funds transferred from the War Department (Corps of Engineers) and the Navy Department**

By objects	Obligations					
	Estimate, 1947		Estimate, 1946		Actual, 1945	
	Man-years	Total salary	Man-years	Total salary	Man-years	Total salary
<b>PERSONAL SERVICES, DEPARTMENTAL</b>						
<b>Professional service:</b>						
Grade 7. Range \$7,175 to \$8,225:						
Chief Alaskan geologist.....	1	\$7,700	1	\$7,700	1	\$6,875
Grade 6. Range \$6,230 to \$7,070:						
Assistant chief Alaskan geologist.....	.....	.....	.....	.....	0 9	5,600
Geologist.....	.....	.....	.....	.....	0 1	5,133
Grade 5. Range \$5,180 to \$6,020:						
Geologist.....	.....	.....	.....	.....	0 6	2,640
Grade 2. Range \$2,980 to \$3,640:						
Geologist.....	1	3,090	1	3,090	1	2,650
<b>Clerical, administrative, and fiscal service:</b>						
Grade 7. Range \$2,980 to \$3,640.....	1	3,200	1	3,200	0 7	1,800
Grade 5. Range \$2,320 to \$2,980.....	1 8	4,176	1	2,320	1 7	3,329
Grade 4. Range \$2,100 to \$2,496.....	2	4,596	1	2,298	0 8	1,470
Grade 3. Range \$1,902 to \$2,298.....	2	3,870	1 8	3,570	0 6	979
Grade 2. Range \$1,704 to \$2,100.....	3	5,112	1 2	2,054	1 1	1,538
<b>Subprofessional service:</b>						
Grade 7. Range \$2,050 to \$3,310.....	0 5	1,325	.....	.....	.....	.....
Grade 6. Range \$2,320 to \$2,980.....	0 5	1,160	.....	.....	.....	.....
Grade 4. Range \$1,902 to \$2,298.....	1	1,902	.....	.....	.....	.....
<b>Crafts, protective, and custodial service:</b>						
Grade 3. Range \$1,572 to \$1,968.....	1	1,572	.....	.....	.....	.....
Total permanent, departmental.....	14 8	37,703	8	24,232	9 4	32,014
Overtime pay, departmental.....	.....	.....	.....	363	.....	4,619
All personal services, departmental.....	14 8	37,703	8	24,595	9 4	36,633
The salaries and wages in the foregoing schedule are distributed to appropriations as follows:						
<b>Geological Survey, mineral resources of Alaska.....</b>						
		35,218	14,845		34,295	
<b>Operation and conservation of naval petroleum reserves (transfer to Interior, Geological Survey).....</b>						
		2,485	6,400		2,338	
<b>Engineer Service, Army (transfer to Interior, Geological Survey).....</b>						
		.....	3,350		.....	
Total as per foregoing schedule.....		37,703	24,595		36,633	
<b>PERSONAL SERVICES, FIELD</b>						
<b>Professional service:</b>						
Grade 6. Range \$6,230 to \$7,070:						
Geologist.....	3	18,690	0 3	2,080	0 6	3,479
Grade 5. Range \$5,180 to \$6,020:						
Geologist.....	2	10,360	0 6	3,386	1	5,162
Grade 4. Range \$4,300 to \$5,180:						
Geologist.....	3 5	15,050	3 7	16,203	0 6	1,810
Topographic engineer.....	1	4,300	.....	.....	.....	.....
Grade 3. Range \$3,640 to \$4,300:						
Geologist.....	15 5	56,420	12 1	44,548	5 8	18,422
Topographic engineer.....	1	3,540	.....	.....	.....	.....
Grade 2. Range \$2,980 to \$3,640.....	22 6	67,348	16 5	49,625	11 8	30,805
Grade 1. Range \$2,320 to \$2,980.....	4 4	10,208	1 9	4,363	3 7	7,918
<b>Clerical, administrative, and fiscal service:</b>						
Grade 3. Range \$1,902 to \$2,298.....	1	1,902	1	1,902	.....	.....
<b>Subprofessional service:</b>						
Grade 4. Range \$1,902 to \$2,298.....	4	7,608	2 4	4,675	.....	.....
Total permanent, field.....	58	195,526	38 5	126,752	23 5	67,596
Temporary employment, field.....	24	66,800	14	32,060	11	25,352
Overtime pay, field.....	.....	.....	.....	13,537	.....	15,720
Additional pay for foreign service, field.....	.....	32,000	.....	18,600	.....	7,095
All personal services, field.....	82	294,326	52 5	190,949	34 5	115,673
The salaries and wages in the foregoing schedule are distributed to appropriations as follows:						
<b>Geological Survey, mineral resources of Alaska.....</b>						
		173,894	89,249		96,172	
<b>Operation and conservation of naval petroleum reserves (transfer to Interior, Geological Survey).....</b>						
		120,432	60,400		19,501	
<b>Engineer Service, Army (transfer to Interior, Geological Survey).....</b>						
		.....	41,300		.....	
Total as per foregoing schedule.....		294,326	190,949		115,673	

GEOLOGICAL SURVEY—Continued

Air Corps, Army (Transfer to Interior, Geological Survey)—

By objects	Obligations					
	Estimate, 1947		Estimate, 1946		Actual, 1945	
	Man-years	Total salary	Man-years	Total salary	Man-years	Total salary
<b>PERSONAL SERVICES, DEPARTMENTAL</b>						
Professional service:						
Grade 6. Range \$6,230 to \$7,070:						
Assistant chief Alaskan geologist.....	0.6	\$3,564	1	\$6,250		
Grade 5. Range \$5,180 to \$6,020:						
Topographic engineer.....	0.5	2,695	1	5,330	1	\$4,600
Grade 4. Range \$4,300 to \$5,180:						
Topographic engineer.....	2	9,040	4	17,200	2.7	9,980
Grade 3. Range \$3,640 to \$4,300:						
Topographic engineer.....	2	7,500	7.9	28,756	7.1	23,069
Grade 2. Range \$2,980 to \$3,640:						
Topographic engineer.....	5	15,450	20	60,270	12.7	32,960
Grade 1. Range \$2,320 to \$2,980:						
Topographic engineer.....	2	4,860	4	9,368	13.3	26,946
Clerical, administrative, and fiscal service:						
Grade 7. Range \$2,680 to \$3,640:						
.....	2	5,080	3.2	7,996	1.1	2,267
Grade 5. Range \$2,320 to \$2,980:						
.....	1	2,166	1	2,100	0.6	989
Grade 4. Range \$2,100 to \$2,496:						
.....	4	8,200	7.3	14,027	5.6	9,259
Grade 3. Range \$1,902 to \$2,298:						
.....			0.5	500	1.6	2,419
Grade 2. Range \$1,704 to \$2,100:						
.....						
Subprofessional service:						
Grade 8. Range \$2,680 to \$3,640:						
.....	5	15,470	6.8	20,704	8.3	22,179
Grade 7. Range \$2,650 to \$3,310:						
.....	7	19,650	10	27,050	11.1	25,518
Grade 6. Range \$2,320 to \$2,980:						
.....	40	95,880	60	143,050	41.3	54,318
Grade 5. Range \$2,100 to \$2,496:						
.....	20	66,212	45	96,172	48	86,559
Grade 4. Range \$1,902 to \$2,298:						
.....	6	11,868	18	34,566	39.1	63,193
Grade 3. Range \$1,704 to \$2,100:						
.....	2	3,540	6	10,260	11.5	15,932
Crafts, protective, and custodial service:						
Grade 3. Range \$1,572 to \$1,968:						
.....	1	1,704	2	3,144	0.8	1,141
Total permanent, departmental.....	100.1	273,099	197.7	487,203	206	411,719
Overtime pay, departmental.....				12,500		50,410
01 Personal services (net).....		273,099		500,003		502,129
<b>OTHER OBLIGATIONS</b>						
02 Travel.....		1,000		3,000		1,206
03 Transportation of things.....		200		500		82
04 Communication services.....		1,500		2,600		700
06 Printing and binding.....		2,500		3,000		11,027
07 Other contractual services.....		5,000		8,000		8,662
08 Supplies and materials.....		10,001		18,916		18,475
09 Equipment.....		6,700		14,500		8,329
Total other obligations.....		26,401		49,916		48,541
Grand total obligations.....		300,000		549,919		550,670
Reimbursements for services performed						-589
Received by transfer from "Air Corps,		-300,000		-500,000		-610,000
Army" balance available in 1946.....				-49,919		+49,919
Total estimate or appropriation.....						

Gaging streams: For gaging streams and determining the water supply of the United States, its Territories and possessions, investigating underground currents and artesian wells and methods of utilizing the water resources, \$1,795,800 \$3,000,000, of which not to exceed \$10,000 may be expended for acquiring lands at gaging stations, and not to exceed \$200,000 \$250,000 may be expended for personal services in the District of Columbia: *Provided*, That no part of this appropriation shall be expended in cooperation with States or municipalities except upon the basis of the State or municipality bearing all of the expense incident thereto, *exclusive of the central office costs of both parties*, in excess of such an amount as is necessary for the Geological Survey to perform its share of general water resource investigations, such share of the Geological Survey in no case exceeding 50 per centum of the cost of the investigation *excluding central office costs*: *Provided further*, That \$1,300,000 \$1,620,000 of this amount shall be available only for such cooperation with States or municipalities:

[Gaging streams: For an additional amount, fiscal year 1946, for "Gaging streams", including the objects specified under this head in the Interior Department Appropriation Act, 1946, \$321,100, and the amount that shall be available only for cooperation with States or municipalities is hereby increased from "\$1,300,000" to "\$1,620,000."] (43 U. S. C. 31, 36b; 44 U. S. C. 260; Act of July 3, 1945, Public Law 123; Act of Dec. 28, 1945, Public Law 269.)

Estimate 1947, \$3,000,000      Appropriated 1946, \$2,116,900

By objects	Obligations		
	Estimate, 1947	Estimate, 1946	Actual, 1945
<b>PERSONAL SERVICES, DEPARTMENTAL</b>			
Personal services, departmental (see consolidated schedule).....	\$250,092	\$210,000	\$184,825

By objects	Obligations		
	Estimate, 1947	Estimate, 1946	Actual, 1945
<b>PERSONAL SERVICES, FIELD</b>			
Personal services, field (see consolidated schedule).....	\$3,108,415	\$2,654,266	\$1,885,913
01 Personal services (net).....	3,358,507	2,864,266	2,070,738
<b>OTHER OBLIGATIONS</b>			
02 Travel.....	328,000	280,000	207,867
03 Transportation of things.....	26,000	26,000	19,083
04 Communication services.....	16,000	14,000	11,605
05 Rents and utility services.....	32,000	30,000	23,920
06 Printing and binding.....	2,200	2,000	1,434
07 Other contractual services.....	240,000	195,000	140,855
08 Supplies and materials.....	221,823	198,069	145,234
09 Equipment.....	448,000	188,000	155,740
10 Lands and structures.....	10,000	10,000	
13 Refunds, awards, and indemnities.....			470
Total other obligations.....	1,324,023	943,069	706,208
Grand total obligations.....	4,682,530	3,807,335	2,776,946
Reimbursements for services performed.....	-42,530	-43,255	-67,743
Payments received from non-Federal sources.....	-1,159,000	-1,164,030	-800,890
Direct State payments.....	-456,000	-488,150	-414,477
Transferred to "Contingent expenses, Department of the Interior".....	+5,000	+5,000	+5,000
Net total obligations.....	3,000,000	2,116,900	1,498,836
Covered into Treasury as miscellaneous receipts, Public Law 369.....			+1,606
Estimated savings, unobligated balance.....			89,558
Total estimate or appropriation.....	3,000,000	2,116,900	1,590,000
<b>BY PROJECTS OR FUNCTIONS</b>			
1. Cooperative activities with States and municipalities.....	\$3,235,000	\$3,200,080	\$2,092,382
2. Noncooperative activities:			
(a) War service.....		94,000	33,409
(b) Federal gaging stations.....	180,700	112,500	111,128
(c) Compact requirements.....	132,125	72,125	69,812
(d) Postwar planning projects.....		100,000	
(e) Other public services.....	241,720	117,175	85,864
(f) Public Law 106 costs (noncooperative part).....		50,000	
(g) Water investigations for other Federal agencies.....	480,000		
(h) Water resources of Alaska.....	25,000		
(i) Research and development.....	75,000		
(j) Ground-water program to meet Federal needs.....	25,000		
(k) Expanded quality of water program.....	25,000		
(l) Surplus property.....	145,455		
3. Services performed for other agencies.....	67,530	68,255	84,351
4. Overtime pay.....		43,200	300,000
Grand total obligations.....	4,682,530	3,807,335	2,776,946
Adjustments (see objects schedule for detail).....	-1,682,530	-1,690,435	-1,186,946
Total estimate or appropriation.....	3,000,000	2,116,900	1,590,000

Maintenance and Improvement of Existing River and Harbor Works (Transfer to Interior, Geological Survey)—

By objects	Obligations		
	Estimate, 1947	Estimate, 1946	Actual, 1945
<b>PERSONAL SERVICES, FIELD</b>			
01 Personal services, field (net) (see consolidated schedule).....	\$97,600	\$96,400	\$99,119
<b>OTHER OBLIGATIONS</b>			
02 Travel.....	9,000	9,000	8,183
03 Transportation of things.....	500	450	327
04 Communication services.....	1,000	1,000	961
05 Rents and utility services.....	900	893	842
07 Other contractual services.....	6,000	6,000	5,155
08 Supplies and materials.....	8,700	8,700	7,473
09 Equipment.....	1,300	1,300	1,093
Total other obligations.....	27,400	27,343	24,034
Grand total obligations.....	125,000	123,743	123,153
Received by transfer from "Maintenance and improvement of existing river and harbor works," War Department.....	-125,000	-125,000	-132,306
Prior year balance available in 1945.....			-29,590
1945 balance available in 1946.....		-38,743	+38,743
1946 balance available in 1947.....	-40,000	+40,000	
1947 balance available in subsequent years.....	+40,000		
Total estimate or appropriation.....			

**Flood Control, General (Transfer to Interior, Geological Survey)—**

By objects	Obligations		
	Estimate, 1947	Estimate, 1946	Actual, 1945
<b>PERSONAL SERVICES, FIELD</b>			
01 Personal services, field (net) (see consolidated schedule).....	\$281,000	\$298,000	\$386,049
<b>OTHER OBLIGATIONS</b>			
02 Travel.....	26,000	27,200	36,787
03 Transportation of things.....	450	500	607
04 Communication services.....	1,700	2,000	2,552
05 Rents and utility services.....	500	514	601
07 Other contractual services.....	11,000	12,000	16,750
08 Supplies and materials.....	27,000	29,000	38,574
09 Equipment.....	12,350	13,000	17,498
Total other obligations.....	79,000	84,214	113,369
Grand total obligations.....	360,000	382,214	499,418
Received by transfer from "Flood control, general," War Department.....	-360,000	-360,000	-558,239
Prior year balance available in 1945.....			-113,393
1945 balance available in 1946.....		-172,214	+172,214
1946 balance available in 1947.....	-150,000	+150,000	
1947 balance available in subsequent years.....	+150,000		
Total estimate or appropriation.....			

**Flood Control, Mississippi River and Tributaries (Transfer to Interior, Geological Survey)—**

By objects	Obligations		
	Estimate, 1947	Estimate, 1946	Actual, 1945
<b>PERSONAL SERVICES, FIELD</b>			
01 Personal services, field (net) (see consolidated schedule).....			\$543
Prior year balance available in 1945.....			-543
Total estimate or appropriation.....			

**Tennessee Valley Authority Fund (Transfer to Interior, Geological Survey)—**

By objects	Obligations		
	Estimate, 1947	Estimate, 1946	Actual, 1945
<b>PERSONAL SERVICES, DEPARTMENTAL</b>			
Personal services, departmental (see consolidated schedule).....	\$1,800	\$1,800	\$1,875
<b>PERSONAL SERVICES, FIELD</b>			
Personal services, field (see consolidated schedule).....	45,700	45,700	48,558
01 Personal services (net).....	47,500	47,500	50,433
<b>OTHER OBLIGATIONS</b>			
02 Travel.....	4,300	4,300	3,843
03 Transportation of things.....	400	400	386
04 Communication services.....	300	300	294
07 Other contractual services.....	3,500	3,500	3,379
08 Supplies and materials.....	3,200	3,200	3,027
09 Equipment.....	800	800	722
Total other obligations.....	12,500	12,500	11,651
Grand total obligations.....	60,000	60,000	62,084
Received by transfer from "Tennessee Valley Authority".....	-60,000	-60,000	-62,500
Estimated savings, unobligated balance.....			416
Total estimate or appropriation.....			

**Special and Technical Investigations, International Joint Commission, United States and Canada (Transfer to Interior, Geological Survey)—**

By objects	Obligations		
	Estimate, 1947	Estimate, 1946	Actual, 1945
<b>PERSONAL SERVICES, DEPARTMENTAL</b>			
Personal services, departmental (see consolidated schedule).....	\$7,000	\$7,000	\$5,187

By object:	Obligations		
	Estimate, 1947	Estimate, 1946	Actual, 1945
<b>PERSONAL SERVICES, FIELD</b>			
Personal services, field (see consolidated schedule).....	\$60,500	\$60,500	\$29,645
01 Personal services (net).....	67,500	67,500	34,832
<b>OTHER OBLIGATIONS</b>			
02 Travel.....	\$,700	8,700	4,642
03 Transportation of things.....	300	300	461
04 Communication services.....	80	80	63
05 Rents and utility services.....	20	20	9
07 Other contractual services.....	3,200	3,200	2,813
08 Supplies and materials.....	4,300	4,300	3,350
09 Equipment.....	1,700	1,700	4,361
Total other obligations.....	18,300	18,300	15,699
Grand total obligations.....	\$85,800	\$85,800	\$50,531
Received by transfer from "Special and technical investigations, International Joint Commission, United States and Canada".....	-85,800	-85,800	-53,250
Estimated savings, unobligated balance.....			2,719
Total estimate or appropriation.....			

**Irrigation and Drainage, Indian Service (Transfer to Geological Survey)—**

By objects	Obligations		
	Estimate, 1947	Estimate, 1946	Actual, 1945
<b>PERSONAL SERVICES, FIELD</b>			
01 Personal services, field (net) (see consolidated schedule).....	\$4,325	\$4,325	\$5,671
<b>OTHER OBLIGATIONS</b>			
02 Travel.....	1,495	1,195	274
05 Rents and utility services.....			2
08 Supplies and materials.....	380	380	
Total other obligations.....	1,875	1,875	276
Grand total obligations.....	6,200	6,200	5,947
Received by transfer from "Irrigation and drainage, Indian service".....	-6,200	-6,200	-6,200
Estimated savings, unobligated balance.....			253
Total estimate or appropriation.....			

**General Investigations, Bureau of Reclamation (Transfer to Geological Survey)—**

By objects	Obligations		
	Estimate, 1947	Estimate, 1946	Actual, 1945
<b>PERSONAL SERVICES, FIELD</b>			
01 Personal services, field (net) (see consolidated schedule).....		\$31,200	\$7,534
<b>OTHER OBLIGATIONS</b>			
02 Travel.....		3,300	387
03 Transportation of things.....		100	
04 Communication services.....		46	
07 Other contractual services.....		700	14
08 Supplies and materials.....		1,200	199
09 Equipment.....		3,400	1,920
Total other obligations.....		8,746	2,520
Grand total obligations.....		39,946	10,054
Received by transfer from "General investigations, Bureau of Reclamation (reimbursable)".....			-50,000
1945 appropriation available in 1946.....		-39,946	+39,946
Total estimate or appropriation.....			

**Working Fund, Interior, Geological Survey (Trust Fund)—**

By objects	Obligations		
	Estimate, 1947	Estimate, 1946	Actual, 1945
<i>For water investigations in the Gila River Basin</i>			
<b>PERSONAL SERVICES, FIELD</b>			
01 Personal services, field (net) (see consolidated schedule).....			\$31,637

GEOLOGICAL SURVEY—Continued

Working Fund, Interior, Geological Survey (Trust Fund)—Con.

By objects	Obligations		
	Estimate, 1947	Estimate, 1946	Actual, 1945
<i>For water investigations in the Gila River Basin—Continued</i>			
<b>OTHER OBLIGATIONS</b>			
02 Travel			\$939
03 Transportation of things			16
04 Communication services			66
05 Rents and utility services			236
07 Other contractual services		\$66	588
08 Supplies and materials			826
09 Equipment			12
Total other obligations		66	2,683
Grand total obligations		66	34,320
Advanced from Defense Plant Corporation			-25,000
Prior year balance available in 1945			-9,386
1945 balance available in 1946		-66	+66
Total estimate or appropriation			

Engineer Service, Army (Transfer to Interior, Geological Survey)—

By objects	Obligations		
	Estimate, 1947	Estimate, 1946	Actual, 1945
<b>PERSONAL SERVICES, FIELD</b>			
01 Personal services, field (net) (see consolidated schedule)		\$4,000	\$3,666
<b>OTHER OBLIGATIONS</b>			
02 Travel		240	90
03 Transportation of things		12	1
07 Other contractual services		100	81
08 Supplies and materials		600	597
09 Equipment		360	
Total other obligations		1,312	769
Grand total obligations		6,002	4,435
Received by transfer from "Engineer Service, Army"		-5,000	-4,950
Prior year balance available in 1945			-5,445
1945 balance available in 1946		-1,002	+1,002
Estimated savings, unobligated balance			4,958
Total estimate or appropriation			

Working Fund, Interior, Geological Survey—

By objects	Obligations		
	Estimate, 1947	Estimate, 1946	Actual, 1945
<i>For water resources investigations in the Missouri River Basin</i>			
<b>PERSONAL SERVICES, DEPARTMENTAL</b>			
Personal services, departmental (see consolidated schedule)	\$28,057	\$29,646	
<b>PERSONAL SERVICES, FIELD</b>			
Personal services, field (see consolidated schedule)	285,329	287,599	
01 Personal services (net)	313,386	317,245	
<b>OTHER OBLIGATIONS</b>			
02 Travel	32,000	30,000	
03 Transportation of things	5,000	7,000	
04 Communication services	1,000	1,000	
05 Rents and utility services	8,000	7,000	
06 Printing and binding	100	100	
07 Other contractual services	7,000	9,000	
08 Supplies and materials	40,614	49,855	
09 Equipment	31,000	33,000	
Total other obligations	124,714	136,955	
Grand total obligations	438,100	454,200	
Advanced from Missouri River Basin (reimbursable), Bureau of Reclamation	-438,100	-454,200	
Total estimate or appropriation			

Consolidated schedule of employees paid from gaging streams, from funds transferred from the War Department, Tennessee Valley Authority, State Department, the Bureau of Indian Affairs, and funds advanced from the Bureau of Reclamation and the Defense Plant Corporation

By objects	Obligations					
	Estimate, 1947		Estimate, 1946		Actual, 1945	
	Man-years	Total salary	Man-years	Total salary	Man-years	Total salary
<b>PERSONAL SERVICES, DEPARTMENTAL</b>						
<b>Professional service:</b>						
Grade 7. Range \$7,175 to \$8,225:						
Chief hydraulic engineer	1	\$7,700	1	\$7,700	1	\$6,875
Head engineer	1	7,175	0.5	3,588		
Grade 6. Range \$6,230 to \$7,070:						
Assistant chief hydraulic engineer	1	7,070	1	7,070	1	6,400
Hydraulic engineer	3.9	25,284	2.9	19,002	3.8	22,356
Geologist	1	7,070	1.5	10,133	1	6,200
Chemist	1	7,070	1	6,913	1	6,150
Grade 5. Range \$5,180 to \$6,020:						
Hydraulic engineer	5	29,260	5	28,768	5	25,950
Geologist	1	5,390	1	5,390		
Grade 4. Range \$4,300 to \$5,180:						
Hydraulic engineer	6.4	29,940	6.1	28,120	1.9	8,508
Geologist	1	4,300	0.5	2,150		
Chemist	1	4,520	1	4,520	1	3,800
Grade 3. Range \$3,640 to \$4,300:						
Hydraulic engineer	2.6	9,574	2	7,317	2.5	8,327
Geologist	2	7,360	2	7,310	1	3,200
Chemist	4	14,800	3	11,115	2	6,450
Grade 2. Range \$2,980 to \$3,640:						
Hydraulic engineer	1	3,060	1	2,989	1.6	4,359
Grade 1. Range \$2,320 to \$2,980:						
Hydraulic engineer	3	7,180	3	7,069	2.3	4,735
<b>Clerical, administrative, and fiscal service:</b>						
Grade 8. Range \$3,310 to \$3,970:						
Grade 6. Range \$2,650 to \$3,310:						
Grade 5. Range \$2,320 to \$2,980:						
Grade 4. Range \$2,100 to \$2,496:						
Grade 3. Range \$1,902 to \$2,298:						
Grade 2. Range \$1,704 to \$2,100:						
Subprofessional service:						
Grade 8. Range \$2,980 to \$3,640:						
Grade 6. Range \$2,320 to \$2,980:						
Grade 5. Range \$2,100 to \$2,496:						
Grade 4. Range \$1,902 to \$2,298:						
Crafts, protective, and custodial service:						
Grade 3. Range \$1,572 to \$1,968:						
Grade 2. Range \$1,440 to \$1,770:						
Total permanent, departmental	88.9	286,949	73	245,046	52.6	164,628
W. A. E. employment, departmental					0.5	695
Overtime pay, departmental					3,400	26,564
All personal services, departmental	88.9	286,949	73	248,446	53.1	191,887
<b>The salaries and wages in the foregoing schedule are distributed to appropriations as follows:</b>						
Geological Survey, gaging streams		250,092		210,000		184,825
Tennessee Valley Authority (transfer to Interior, Geological Survey)		1,800		1,800		1,875
Special and technical investigations, International Joint Commission, United States and Canada (transfer to Interior, Geological Survey)		7,000		7,000		5,187
Working fund, Interior, Geological Survey		28,057		29,646		
Total as per foregoing schedule		286,949		248,446		191,887
<b>PERSONAL SERVICES, FIELD</b>						
<b>Professional service:</b>						
Grade 7. Range \$7,175 to \$8,225:						
Geologist	1	7,438	1	7,219		
Grade 6. Range \$6,230 to \$7,070:						
Hydraulic engineer	11	70,000	6	38,676	3.9	22,424
Geologist	4	24,920	2	12,460		
Grade 5. Range \$5,180 to \$6,020:						
Hydraulic engineer	47	259,420	38	211,425	29.1	144,906
Geologist	8	42,280	6.5	34,318	2.7	12,492
Chemist	3	15,960	2	10,780	1	4,800
Grade 4. Range \$4,300 to \$5,180:						
Hydraulic engineer	37	169,880	34.5	157,804	23.9	97,929
Geologist	8	35,280	8.5	37,192	2.9	11,459
Chemist	3	12,900	2	8,600	0.1	390
Grade 3. Range \$3,640 to \$4,300:						
Hydraulic engineer	118	456,250	106.5	411,891	78.8	267,603
Geologist	23	85,700	22.5	83,433	12.2	39,504
Chemist	5	18,310	3.5	12,850	1.9	6,363
Physicist	1	3,860	1	3,833	1	3,275
Grade 2. Range \$2,980 to \$3,640:						
Hydraulic engineer	287	903,550	243.8	769,441	203.3	551,959
Grade 1. Range \$2,320 to \$2,980:						
Hydraulic engineer	82	202,020	84	201,626	60.9	123,493
<b>Clerical, administrative, and fiscal service:</b>						
Grade 6. Range \$2,650 to \$3,310:						
Grade 5. Range \$2,320 to \$2,980:						
Grade 4. Range \$2,100 to \$2,496:						
Grade 3. Range \$1,902 to \$2,298:						
Grade 2. Range \$1,704 to \$2,100:						
Grade 1. Range \$1,506 to \$1,902:						
Subprofessional service:						
Grade 8. Range \$2,980 to \$3,640:						
Grade 7. Range \$2,650 to \$3,310:						
Grade 6. Range \$2,320 to \$2,980:						
Grade 5. Range \$2,100 to \$2,496:						
Grade 4. Range \$1,902 to \$2,298:						
Total	16	31,092	15	29,054	9	14,151

By objects	Obligations					
	Estimate, 1947		Estimate, 1946		Actual, 1945	
	Man-years	Total salary	Man-years	Total salary	Man-years	Total salary
<b>PERSONAL SERVICES, FIELD—continued</b>						
Subprofessional service—Continued						
Grade 3. Range \$1,704 to \$2,100.....	10	\$17,370	11	\$18,937	6.7	\$9,781
Grade 2. Range \$1,572 to \$1,978.....	1	1,638	3	4,728	0.7	871
Total permanent, field.....	1,012	3,114,934	884.8	2,696,680	619.6	1,650,286
Temporary employment, field.....	265	477,375	302	512,800	185	333,900
W. A. E. employment, field.....	143	274,500	90	172,800	75	143,093
Overtime pay, field.....		60,000		60,000		363,642
Additional pay for foreign service, field.....		16,000		11,000		7,414
All personal services, field.....	1,420	3,882,809	1,276.8	3,482,680	879.6	2,498,335
The salaries and wages in the foregoing schedule are distributed to appropriations as follows:						
Geological Survey, gaging streams.....		3,108,415		2,654,266		1,885,913
Maintenance and improvement of existing river and harbor works (transfer to Interior, Geological Survey).....		97,600		96,400		99,119
Flood control, general (transfer to Interior, Geological Survey).....		281,000		298,000		386,019
Flood control, Mississippi River and tributaries (transfer to Interior, Geological Survey).....						543
Tennessee Valley Authority fund (transfer to Interior, Geological Survey).....		45,700		45,700		48,558
Special and technical investigations, International Joint Commission, United States and Canada (transfer to Interior, Geological Survey).....		60,500		60,500		29,645
Irrigation and drainage, Indian service (transfer to Geological Survey).....		4,325		4,325		5,671
General investigations, Bureau of Reclamation (transfer to Geological Survey).....				31,200		7,534
Working fund, Interior, Geological Survey (trust fund).....						31,637
Engineer Service, Army (transfer to Interior, Geological Survey).....				4,600		3,666
Working fund, Interior, Geological Survey.....		285,329		287,500		
Total as per foregoing schedule.....		3,882,869		3,482,680		2,498,335

**Soil and Moisture Conservation Operations, Department of the Interior (Geological Survey)—**

By objects	Obligations					
	Estimate, 1947		Estimate, 1946		Actual, 1945	
	Man-years	Total salary	Man-years	Total salary	Man-years	Total salary
<b>PERSONAL SERVICES, DEPARTMENTAL</b>						
Professional service:						
Grade 6. Range \$6,230 to \$7,070:						
Hydraulic engineer.....	0.1	\$686	0.1	\$686	0.1	\$600
Grade 4. Range \$4,300 to \$5,180:						
Hydraulic engineer.....	0.4	1,720	0.4	1,720	0.4	1,510
Clerical, administrative, and fiscal service:						
Grade 4. Range \$2,100 to \$2,496.....	0.7	1,470	0.7	1,470	0.7	1,134
Total permanent, departmental.....	1.2	3,876	1.2	3,876	1.2	3,244
Overtime pay, departmental.....				65		570
All personal services, departmental.....	1.2	3,876	1.2	3,941	1.2	3,814
<b>PERSONAL SERVICES, FIELD</b>						
Professional service:						
Grade 5. Range \$5,180 to \$6,020:						
Geologist.....	1	5,180	1	5,180		
Grade 4. Range \$4,300 to \$5,180:						
Geologist.....					1	4,000
Grade 3. Range \$3,640 to \$4,300:						
Hydraulic engineer.....	1	3,640	1	3,640	1	3,200
Geologist.....	0.5	1,820				
Grade 2. Range \$2,980 to \$3,640.....	1	2,980	0.2	596	0.2	410
Clerical, administrative, and fiscal service:						
Grade 3. Range \$1,902 to \$2,298.....	0.5	951	0.5	951	0.5	870
Total permanent, field.....	4	14,571	2.7	10,367	2.7	8,400
Temporary employment, field.....	0.1	106	0.1	200	0.1	65
Overtime pay, field.....				220		1,439
All personal services, field.....	4.1	14,677	2.8	10,787	2.8	9,964
01 Personal services (net).....	5.3	18,553	4	14,728	4	13,778
<b>OTHER OBLIGATIONS</b>						
02 Travel.....		2,200		2,000		1,759
03 Transportation of things.....		30		30		17
04 Communication services.....		120		120		59

By objects	Obligations		
	Estimate, 1947	Estimate, 1946	Actual, 1945
<b>OTHER OBLIGATIONS—continued</b>			
06 Printing and binding.....	\$30	\$30	
07 Other contractual services.....	300	300	\$796
08 Supplies and materials.....	147	667	576
09 Equipment.....	120	120	279
Total other obligations.....	3,447	3,267	3,486
Grand total obligations.....	22,000	17,995	17,264
Allotted from "Soil and moisture conservation operations, Department of the Interior".....	-22,000	-17,995	-17,264
Total estimate or appropriation.....			

Classification of lands: For the examination and classification of lands with respect to mineral character and water resources as required by the public land laws and for related administrative operations; for the preparation and publication of mineral-land classification and water-resources maps and reports; for engineering supervision of power permits and grants under the jurisdiction of the Secretary; and for performance of work for the Federal Power Commission, **[\$213,100]** \$350,000, of which not to exceed **[\$60,000]** \$80,000 may be expended for personal services in the District of Columbia; (43 U. S. C. 31, 959, 961; 16 U. S. C. 797c; Act of July 3, 1915, Public Law 123; Act of Dec. 28, 1945, Public Law 269.)

Estimate 1947, **\$350,000** Appropriated 1946, **\$214,200**  
 \* Includes \$800 appropriated in the First Deficiency Appropriation Act, 1946.

By objects	Obligations		
	Estimate, 1947	Estimate, 1946	Actual, 1945
<b>PERSONAL SERVICES, DEPARTMENTAL</b>			
Personal services, departmental (see consolidated schedule).....	\$71,318	\$52,700	\$53,198
<b>PERSONAL SERVICES, FIELD</b>			
Personal services, field (see consolidated schedule).....	203,110	118,400	120,792
01 Personal services (net).....	274,428	171,100	173,990
<b>OTHER OBLIGATIONS</b>			
02 Travel.....	35,000	20,000	26,986
03 Transportation of things.....	4,000	2,000	2,979
04 Communication services.....	960	600	818
05 Rents and utility services.....	4,500	3,000	2,909
06 Printing and binding.....	1,500	1,000	777
07 Other contractual services.....	7,500	5,500	5,394
08 Supplies and materials.....	8,572	5,900	5,195
09 Equipment.....	13,500	5,000	14,381
Total other obligations.....	75,472	43,000	53,439
Grand total obligations.....	349,900	214,100	227,429
Reimbursements for services performed ..			-38
Transferred to "Contingent expenses, Department of the Interior".....	+100	+100	+100
Net total obligations.....	350,000	214,200	227,491
Covered into Treasury as miscellaneous receipts, Public Law 369.....			42
Estimated savings, unobligated balance.....			12,467
Total estimate or appropriation.....	350,000	214,200	240,000
<b>BY PROJECTS OR FUNCTIONS</b>			
1. Mineral classification activities in the United States.....	\$185,800	\$111,200	\$107,222
2. Water and power classification activities in the United States.....	125,100	100,500	94,660
3. Mineral classification activities in Alaska.....	24,000		
4. Water and power activities in Alaska.....	15,000		
5. Services performed for other agencies.....		2,400	25,509
6. Overtime pay.....			
Grand total obligations.....	349,900	214,100	227,429
Adjustments (see objects schedule for detail).....	+100	+100	+12,571
Total estimate or appropriation.....	350,000	214,200	240,000

GEOLOGICAL SURVEY—Continued

Working Fund, Interior, Geological Survey—

By objects	Obligations		
	Estimate, 1947	Estimate, 1946	Actual, 1945
<i>For river surveys in the Missouri River Basin</i>			
PERSONAL SERVICES, DEPARTMENTAL			
Personal services, departmental (see consolidated schedule)		\$12,662	
PERSONAL SERVICES, FIELD			
Personal services, field (see consolidated schedule)		190,154	
01 Personal services (net)		202,816	
OTHER OBLIGATIONS			
02 Travel		19,000	
03 Transportation of things		1,500	
04 Communication services		400	
05 Rents and utility services		1,200	
06 Printing and binding		1,200	
07 Other contractual services		49,000	
08 Supplies and materials		4,884	
09 Equipment		20,000	
Total other obligations		97,184	
Grand total obligations		300,000	
Advanced from Missouri River Basin (reimbursable), Bureau of Reclamation		-300,000	
Total estimate or appropriation			

Consolidated schedule of employees paid from classification of lands, and from funds advanced from the Bureau of Reclamation

By objects	Obligations					
	Estimate, 1947		Estimate, 1946		Actual, 1945	
	Man-years	Total salary	Man-years	Total salary	Man-years	Total salary
PERSONAL SERVICES, DEPARTMENTAL						
Professional service:						
Grade 7. Range \$7,175 to \$8,225:						
Branch chief	0.3	\$2,231	0.3	\$2,209	0.3	\$1,625
Grade 6. Range \$6,230 to \$7,070:						
Assistant branch chief	0.5	3,535	0.5	3,535	0.5	3,235
Chief, water and power division	1	6,440	1	6,440	1	5,700
Hydraulic engineer	0.3	2,058	0.3	2,043	0.2	1,465
Chief counsel	0.3	1,932	0.3	1,932		
Grade 5. Range \$5,180 to \$6,020:						
Geologist	0.6	3,612	0.6	3,582	0.6	3,033
Petroleum engineer	0.1	539	0.1	539	0.1	383
Assistant chief counsel	0.3	1,617	0.3	1,617	0.2	1,124
Grade 4. Range \$4,300 to \$5,180:						
Hydraulic engineer	1	5,180	2.5	11,630	1	4,600
Geologist	1	4,300				
Grade 3. Range \$3,640 to \$4,300:						
Geologist	1	3,640			1	3,225
Hydraulic engineer	1	3,640			0.2	533
Grade 2. Range \$2,980 to \$3,640:						
Geologist	1	2,980				
Grade 1. Range \$2,320 to \$2,980:						
Geologist	1	2,870	1	2,760	1	2,300
Clerical, administrative, and fiscal service:						
Grade 7. Range \$2,980 to \$3,640:						
Geologist	0.3	927	0.3	906		
Grade 6. Range \$2,650 to \$3,310:						
Geologist	0.8	2,042	0.5	1,380	0.7	1,674
Grade 5. Range \$2,320 to \$2,980:						
Geologist	1	2,274	0.7	1,678	0.5	1,025
Grade 4. Range \$2,100 to \$2,496:						
Geologist	3.8	8,813	3.8	8,802	3.3	6,171
Grade 3. Range \$1,902 to \$2,298:						
Geologist	1.2	2,711	2.7	5,564	1.3	2,425
Grade 2. Range \$1,704 to \$2,100:						
Geologist	1.5	2,733	1.5	2,727	0.5	850
Subprofessional service:						
Grade 6. Range \$2,320 to \$2,980:						
Geologist	1.8	5,144	1.8	5,118	1.8	4,442
Grade 3. Range \$1,704 to \$2,100:						
Geologist	1	2,100	1	2,100	1	1,740
Total permanent, departmental	20.8	71,318	19.2	64,562	15.2	45,540
Overtime pay, departmental				800		7,058
All personal services, departmental	20.8	71,318	19.2	65,362	15.2	53,198
The salaries and wages in the foregoing schedule are distributed to appropriations as follows:						
Geological Survey, classification of lands		71,318		52,700		53,198
Working fund, Interior, Geological Survey				12,662		
Total as per foregoing schedule		71,318		65,362		53,198
PERSONAL SERVICES, FIELD						
Professional service:						
Grade 6. Range \$6,230 to \$7,070:						
Regional geologist	1	6,230	1	6,230		
Grade 5. Range \$5,180 to \$6,020:						
Geologist	4	21,770	3.5	18,962	3	15,367
Hydraulic engineer	1	5,600	3	15,798	1	4,750

By objects	Obligations					
	Estimate, 1947		Estimate, 1946		Actual, 1945	
	Man-years	Total salary	Man-years	Total salary	Man-years	Total salary
PERSONAL SERVICES, FIELD—continued						
Professional service—Continued						
Grade 4. Range \$4,300 to \$5,180:						
Geologist	10	\$44,100	5	\$22,344	5.4	\$20,382
Hydraulic engineer	5	23,260	8	36,059	4	15,700
Grade 3. Range \$3,640 to \$4,300:						
Hydraulic engineer	2	7,280				
Grade 2. Range \$2,980 to \$3,640:						
Geologist	8	24,170	12	35,904	2.2	5,743
Grade 1. Range \$2,320 to \$2,980:						
Geologist	4	9,390	9	20,913	2.4	4,923
Clerical, administrative, and fiscal service:						
Grade 4. Range \$2,100 to \$2,496:						
Geologist	8	17,592	8	17,413	2.6	6,010
Grade 3. Range \$1,902 to \$2,298:						
Geologist	1	1,968	6	11,444	2.2	3,413
Subprofessional service:						
Grade 8. Range \$2,980 to \$3,640:						
Geologist	1	3,090	6	17,990	1.7	4,250
Grade 7. Range \$2,650 to \$3,310:						
Geologist	4	10,930	14	37,347	1.7	4,044
Grade 6. Range \$2,320 to \$2,980:						
Geologist	1	2,430	1	2,430	1	1,750
Grade 5. Range \$2,100 to \$2,496:						
Geologist	1	2,120	1	2,120	0.6	1,060
Grade 4. Range \$1,902 to \$2,298:						
Geologist					0.4	666
Total permanent, field	50	177,810	77.5	244,954	28.2	88,058
Temporary employment, field	13	23,400	34	62,000	8.3	14,883
Overtime pay, field				1,600		17,851
Additional pay for foreign service, field		1,900				
All personal services, field	63	203,110	111.5	308,554	36.5	120,792
The salaries and wages in the foregoing schedule are distributed to appropriations as follows:						
Geological Survey, classification of lands		203,110		118,400		120,792
Working fund, Interior, Geological Survey				190,154		
Total as per foregoing schedule		203,110		308,554		120,792

Printing and binding, and so forth: For printing and binding, including the purchase of reprints and technical articles published in periodicals and journals, [\$101,500] \$150,000; for preparation of illustrations, [\$27,840] \$37,000; and for engraving and printing geologic and topographic maps, [\$275,000] \$440,000; in all, [\$404,340] \$627,000; (43 U. S. C. 41, 42, 44; 44 U. S. C. 260, 261; Act of July 3, 1945, Public Law 123.)

Estimate 1947, \$627,000

Appropriated 1946, \$404,340

By objects	Obligations					
	Estimate, 1947		Estimate, 1946		Actual, 1945	
	Man-years	Total salary	Man-years	Total salary	Man-years	Total salary
PERSONAL SERVICES, DEPARTMENTAL						
Professional service:						
Grade 4. Range \$4,300 to \$5,180:						
Chief illustrator	1	\$4,520	1	\$4,520	1	\$3,800
Grade 3. Range \$3,640 to \$4,300:						
Illustrator	2	7,500	2	7,464	1.8	5,636
Clerical, administrative, and fiscal service:						
Grade 3. Range \$1,902 to \$2,298:						
Geologist	1	1,902	1	1,902	0.9	1,800
Subprofessional service:						
Grade 8. Range \$2,980 to \$3,640:						
Geologist	2	6,510	2	6,465	2	5,498
Grade 7. Range \$2,650 to \$3,310:						
Geologist	2	5,410	1	2,659	0.3	915
Grade 6. Range \$2,320 to \$2,980:						
Geologist	3	7,180	2	4,860	1.2	2,411
Grade 5. Range \$2,100 to \$2,496:						
Geologist	1	2,166	1	2,106	0.6	1,155
Grade 4. Range \$1,902 to \$2,298:						
Geologist					0.6	834
Total permanent, departmental	12	35,188	10	29,976	8.4	22,049
Overtime pay, departmental				543		4,957
01 Personal services (net)	12	35,188	10	30,519	8.4	27,006
OTHER OBLIGATIONS						
06 Printing and binding		1,100		900		610
07 Other contractual services		200		200		181
08 Supplies and materials		312		221		255
09 Equipment		200		200		212
Total other obligations		1,812		1,521		1,258
Grand total obligations		37,000		32,040		28,264
Reimbursements for services performed						-453
Net total obligations		37,000		32,040		27,811
Excess of obligations over appropriation due to Public Law 106				-4,200		
Estimated savings, unobligated balance						29
Total, preparation of illustrations		37,000		27,840		27,840





**GEOLOGICAL SURVEY—Continued**

**Geological Survey—Continued**

Mineral leasing: For the enforcement of the provisions of the Acts of October 20, 1914 (48 U. S. C. 435), October 2, 1917 (30 U. S. C. 141), February 25, 1920 (20 U. S. C. 181), as amended, and March 4, 1921 (48 U. S. C. 444), and other Acts relating to the mining and recovery of minerals on Indian and public lands and naval petroleum reserves, and for necessary related operations; and for every expense incident thereto, including supplies, equipment, [expenses of] travel, the construction, maintenance, and repair of necessary camp buildings and appurtenances thereto, [ \$475,500 ] \$690,000, of which not to exceed [ \$68,000 ] \$105,000 may be expended for personal services in the District of Columbia: (Act of July 3, 1945, Public Law 123.)

Estimate 1947, \* **\$690,000**                      Appropriated 1946, **\$475,500**

\* Includes \$94,200 transferred from "Supervising mining operations on leased Indian lands." For comparative purposes the amounts appropriated for 1945 and 1946 are shown in the schedule as transfers.

By objects	Obligations		
	Estimate, 1947	Estimate, 1946	Actual, 1945
<b>PERSONAL SERVICES, DEPARTMENTAL</b>			
Personal services, departmental (see consolidated schedule).....	\$104,135	\$81,725	\$74,934
<b>PERSONAL SERVICES, FIELD</b>			
Personal services, field (see consolidated schedule).....	494,019	418,350	471,455
01 Personal services (net).....	598,154	500,075	546,389
<b>OTHER OBLIGATIONS</b>			
02 Travel.....	27,000	23,200	26,781
03 Transportation of things.....	4,000	3,425	3,550
04 Communication services.....	3,900	3,275	3,296
05 Rents and utility services.....	7,500	7,300	5,402
06 Printing and binding.....	200	100	166
07 Other contractual services.....	12,400	10,300	13,064
08 Supplies and materials.....	14,246	11,630	11,123
09 Equipment.....	20,000	7,795	15,042
Total other obligations.....	89,246	67,025	78,424
Grand total obligations.....	687,400	567,100	624,813
Reimbursements for services performed transferred to "Contingent expenses, Department of the Interior".....	+2,600	+2,600	+2,600
Received by transfer from "Supervising mining operations on leased Indian lands".....		-94,200	-85,000
Net total obligations.....	690,000	475,500	540,099
Covered into Treasury as miscellaneous receipts, Public Law 309.....			997
Estimated savings, unobligated balance.....			15,904
Total estimate or appropriation.....	690,000	475,500	557,000
<b>BY PROJECTS OR FUNCTIONS</b>			
1. Oil and gas leasing activities.....	\$518,400	\$420,800	\$406,406
2. Mining activities.....	169,000	137,300	133,204
3. Services performed for other agencies.....		9,000	2,314
4. Overtime pay.....			82,889
Grand total obligations.....	687,400	567,100	624,813
Adjustments (see objects schedule for detail).....	+2,600	-91,600	-67,813
Total estimate or appropriation.....	690,000	475,500	557,000

**Operation and Conservation of Naval Petroleum Reserves (Transfer to Interior, Geological Survey)—**

By objects	Obligations		
	Estimate, 1947	Estimate, 1946	Actual, 1945
01 Personal services, field (net) (see consolidated schedule).....	\$20,000	\$20,000	\$20,000
Received by transfer from "Operation and conservation of naval petroleum reserves," Navy Department.....	-20,000	-20,000	-20,000
Total estimate or appropriation.....			

**Expenses of Fulfilling Atoka Agreement (Transfer to Geological Survey)—**

By objects	Obligations		
	Estimate, 1947	Estimate, 1946	Actual, 1945
01 Personal services, field (net) (see consolidated schedule).....		\$3,100	
<b>OTHER OBLIGATIONS</b>			
02 Travel.....		1,250	
07 Other contractual services.....		200	
08 Supplies and materials.....		450	
Total other obligations.....		1,900	
Grand total obligations.....		5,000	
Received by transfer from "Expenses of fulfilling Atoka agreement," Bureau of Indian Affairs.....		-5,000	
Total estimate or appropriation.....			

**Consolidated schedule of employees paid from mineral leasing, and from funds transferred from the Bureau of Indian Affairs and the Navy Department**

By objects	Obligations					
	Estimate, 1947		Estimate, 1946		Actual, 1945	
	Man-years	Total salary	Man-years	Total salary	Man-years	Total salary
<b>PERSONAL SERVICES, DEPARTMENTAL</b>						
<b>Professional service:</b>						
Grade 7, Range \$7,175 to \$8,225:						
Branch chief.....	0.7	\$5,206	0.7	\$5,156	0.7	\$4,875
Grade 6, Range \$6,230 to \$7,070:						
Assistant branch chief.....	0.5	3,535	0.5	3,535	0.5	3,164
Chief, mining division.....	1	7,071	1	7,021	1	6,200
Hydraulic engineer.....	0.7	4,802	0.7	4,767	0.8	4,533
Chief, oil and gas leasing division.....	1	6,440	1	6,440		
Chief counsel.....	0.7	4,508	0.7	4,508	1	5,600
Grade 5, Range \$5,180 to \$6,020:						
Petroleum engineer.....	0.9	4,851	0.9	4,851	0.9	4,216
Geologist.....	0.4	2,408	0.4	2,388	0.4	2,167
Assistant chief counsel.....	0.7	3,773	0.7	3,773	0.8	3,596
Grade 4, Range \$4,300 to \$5,180:						
Petroleum engineer.....	3	13,780	1	5,011	1	4,350
Mining engineer.....	1	4,520	1	4,520	1	3,800
Grade 3, Range \$3,640 to \$4,300:						
Petroleum engineer.....	1	3,640				
<b>Clerical, administrative, and fiscal service:</b>						
Grade 7, Range \$2,980 to \$3,640.....	0.7	2,163	0.7	2,116	0.4	1,047
Grade 6, Range \$2,650 to \$3,310.....	1.2	3,235	0.5	1,380	1.1	2,492
Grade 5, Range \$2,320 to \$2,980.....	2	4,746	1.3	3,097	0.9	1,833
Grade 4, Range \$2,100 to \$2,496.....	6.2	14,287	5.2	12,156	5.7	11,039
Grade 3, Range \$1,902 to \$2,298.....	3.8	7,581	1.8	3,777	1.9	3,551
Grade 2, Range \$1,704 to \$2,100.....	3.5	6,141	2.5	4,431	1.4	2,070
<b>Subprofessional service:</b>						
Grade 6, Range \$2,320 to \$2,980.....	0.2	596	0.2	596	0.2	433
Total permanent, departmental.....	29.2	103,283	20.8	79,523	19.7	64,966
W. A. E. employment, departmental.....	0.5	852	0.5	852		
Overtime pay, departmental.....				1,350		9,968
All personal services, departmental.....	29.7	104,135	21.3	81,725	19.7	74,934
<b>The salaries and wages in the foregoing schedule are distributed to the following appropriation: Geological Survey, mineral leasing.....</b>						
		104,135		81,725		74,934
<b>PERSONAL SERVICES, FIELD</b>						
<b>Professional service:</b>						
Grade 6, Range \$6,230 to \$7,070:						
District supervisor.....	5	33,040	5	32,675	5	28,800
Grade 5, Range \$5,180 to \$6,020:						
Deputy supervisor.....	6	32,970	6.3	34,592	7.6	35,784
District mining supervisor.....	5	28,840	5	28,582	4.3	20,048
Petroleum engineer.....	1	5,810	1	5,702	1	5,000
Grade 4, Range \$4,300 to \$5,180:						
Petroleum engineer.....	23	110,629	20.2	97,729	23.8	96,675
Mining engineer.....	3	13,495	3	13,560	4.3	16,329
Petroleum technologist.....	1	4,545	1	4,342	2	7,600
Petroleum chemist.....	1	4,520	1	4,351	0.7	2,502
Supervising driller.....			0.3	1,356	1	3,900
Deputy mining supervisor.....	1	4,960	1	4,909	1	4,200
Grade 3, Range \$3,640 to \$4,300:						
Petroleum engineer.....	9	33,420	5	18,720	5.9	18,926
Mining engineer.....	9	33,090	3	11,220	2.7	8,667
Petroleum technologist.....	3	11,250	3.2	11,927	4.9	15,953
Supervising driller.....	1	4,190	1	4,190	1	3,600
Petroleum chemist.....					0.3	1,171
Grade 2, Range \$2,980 to \$3,640.....						
Grade 1, Range \$2,320 to \$2,980.....	1	2,980	1	2,895	1.1	2,635
Clerical, administrative, and fiscal service:						
Grade 9, Range \$5,640 to \$4,300.....	4	15,000	4	14,801	0.4	1,564
Grade 7, Range \$2,980 to \$3,640.....	7	22,730	7	22,286	7	20,658
Grade 6, Range \$2,650 to \$3,310.....	5	13,580	5.2	14,076	5	12,316
Grade 5, Range \$2,320 to \$2,980.....	6	14,140	6	14,114	5.1	10,728



BUREAU OF MINES

Salaries and Expenses, Bureau of Mines—

Salaries and expenses: For salaries and expenses necessary for the general administration of the Bureau of Mines, including \$70,300 \$101,000 for personal services in the District of Columbia, and \$85,000 for printing and binding, including the purchase of reprints of scientific and technical articles published in periodicals and journals, \$165,700 \$195,800. (30 U. S. C. 1-11; Act of July 3, 1945, Public Law 123.)

Estimate 1947, \$195,800 Appropriated 1946, \$165,700

By objects	Obligations					
	Estimate, 1947		Estimate, 1946		Actual, 1945	
	Man-years	Total salary	Man-years	Total salary	Man-years	Total salary
<b>PERSONAL SERVICES, DEPARTMENTAL</b>						
Clerical, administrative, and fiscal service:						
Grade 14. Range \$7,175 to \$8,225:						
Chief, administrative service.....	1	\$7,567	1	\$7,228	0.6	\$3,792
Grade 13. Range \$6,230 to \$7,070:						
Administrative officer.....					0.5	3,006
Chief, field and property division.....	1	6,580	1	6,247	0.6	3,267
Grade 12. Range \$5,180 to \$6,020:						
Assistant administrative officer.....					0.4	1,922
Chief, budget and finance division.....					0.2	900
Grade 11. Range \$4,300 to \$5,180:						
Chief, employment, placement, and actions section.....	1	4,510	1	4,300		
Assistant budget officer.....	1	4,850	1	4,740		
Grade 9. Range \$3,640 to \$4,300:						
Head, accounts section.....	1	3,860	1	3,750	0.9	2,933
Head, audits and contract section.....	1	3,970	1	3,860	1	3,200
Administrative assistant.....					0.8	2,768
Grade 8. Range \$3,310 to \$3,970:						
Grade 7. Range \$2,980 to \$3,640:	2	8,720	2	8,500	1.5	4,133
Grade 6. Range \$2,650 to \$3,310:	1	3,600	1	3,490	2.8	6,608
Grade 5. Range \$2,320 to \$2,980:	1	2,320			1	2,571
Grade 4. Range \$2,100 to \$2,496:	1	2,320	1	2,194	0	244
Grade 3. Range \$1,920 to \$2,298:	2	3,970	1	1,968	1.4	2,327
Professional service:						
Grade 8. Range \$8,750 to \$9,800:						
Director.....	1	9,800	1	9,800	1	9,000
Assistant director.....	2	18,658	2	18,441	1	8,000
Grade 7. Range \$7,175 to \$8,225:						
Chief counsel.....	1	7,175				
Grade 5. Range \$5,180 to \$6,020:						
Attorney.....	1	5,180				
Grade 2. Range \$2,980 to \$3,640:	1	2,980				
Total permanent, departmental.....	21	99,700	16	77,993	14.5	56,549
Overtime pay, departmental.....				1,107		8,277
All personal services, departmental.....	21	99,700	16	79,100	14.5	64,826
<b>OTHER OBLIGATIONS</b>						
02 Travel.....		500		500		768
03 Transportation of things.....		500		500		
04 Communication services.....		4,500		4,500		296
06 Printing and binding.....		85,000		85,000		81,851
08 Supplies and materials.....		600		600		296
13 Refunds, awards, and indemnities.....						20
Total other obligations.....		91,100		91,100		83,231
Grand total obligations.....		190,800		170,200		148,057
Transferred to "Contingent expenses, Department of the Interior".....		+5,000		+5,000		+5,000
Received by transfer from "Printing and binding, Department of the Interior".....						-81,851
Net total obligations.....		195,800		175,200		71,206
Covered into Treasury as miscellaneous receipts, Public Law 369.....						+2,670
Excess of obligations over appropriation due to Public Law 106.....				-9,500		
Estimated savings, unobligated balance.....						2,289
Total estimate or appropriation.....		195,800		165,700		76,165

Operating Rescue Cars and Stations and Investigation of Accidents, Bureau of Mines—

Operating mine-rescue cars and stations and investigation of mine accidents: For salaries and expenses necessary for the investigation and improvement of mine-rescue and first-aid methods and appliances and the teaching of mine safety, rescue, and first-aid methods; investigations as to the causes of mine explosions, causes of falls of roof and coal, methods of mining, especially in relation to the safety of miners, the possible improvement of conditions under which mining operations are carried on, the use of explosives and electricity, the prevention of accidents, statistical studies and reports relating to mine accidents, and other investigations pertinent to the mining industry; including the construction of temporary buildings; equipment and supplies; travel expenses of employees in attendance at meetings and conferences held for the purpose of promoting safety and health in the mining and allied industries; purchase not exceeding [one] seven, operation, maintenance, and repair of motor-propelled passenger-carrying vehicles; purchase [and] exchange in part payment therefor of cooks' uniforms, goggles, gloves, rubber boots, aprons] of special wearing

apparel and equipment for the protection of employees while engaged in their work; and not to exceed \$70,000 \$111,000 for personal services in the District of Columbia, \$762,400 \$1,019,000, of which not to exceed \$500 may be expended for the purchase and bestowal of trophies in connection with mine-rescue and first-aid contests: Provided, That the transfer without compensation of four passenger automobiles to this activity from "Enforcement of Federal Explosives Act" is hereby authorized. (30 U. S. C. 1-11; Act of July 3, 1945, Public Law 123.)

Estimate 1947, \$1,019,000 Appropriated 1946, \$762,400

By objects	Obligations					
	Estimate, 1947		Estimate, 1946		Actual, 1945	
	Man-years	Total salary	Man-years	Total salary	Man-years	Total salary
<b>PERSONAL SERVICES, DEPARTMENTAL</b>						
Clerical, administrative, and fiscal service:						
Grade 12. Range \$5,180 to \$6,020:						
Safety engineer.....					1	\$5,200
Mine safety representative.....	1	\$5,390	1	\$5,204	0.5	2,313
Grade 9. Range \$3,640 to \$4,300:						
Information specialist.....					1	3,300
Grade 7. Range \$2,980 to \$3,640:	1	3,200	1	3,120		
Grade 6. Range \$2,650 to \$3,310:	1	2,764	1	2,658	0.5	945
Grade 5. Range \$2,320 to \$2,980:	2	4,750	1	2,354	1.4	2,675
Grade 4. Range \$2,100 to \$2,496:	2	5,384	2.5	5,276	6.3	12,050
Grade 3. Range \$1,902 to \$2,298:	5.6	12,618	3.6	6,884	3.1	5,038
Grade 2. Range \$1,704 to \$2,100:	2	3,540	2	3,464	1.4	2,036
Professional service:						
Grade 8. Range \$8,750 to \$9,800:						
Chief, fuels and explosives service.....	1	9,003	1	8,866	0.9	7,419
Chief, health and safety branch.....	1	8,750	1	8,750		
Grade 7. Range \$7,175 to \$8,225:						
Chief, explosives division.....	1	7,175			0.1	542
Chief, fuels and explosive service.....					1	7,250
Chief, health and safety service.....						
Grade 6. Range \$6,230 to \$7,070:						
Chief, safety division.....	1	6,230	1	6,230		
Grade 5. Range \$5,180 to \$6,020:						
Mining engineer.....	1	5,600	1	5,600		
Explosives engineer.....	1	5,180				
Grade 4. Range \$4,300 to \$5,180:						
Mining engineer.....	1	4,740	1	4,630	0.8	3,000
Coal technician.....	1	4,740	1	4,630	1	3,850
Physicist.....	1	4,300				
Grade 3. Range \$3,640 to \$4,300:						
Technical editor.....	1	4,080	1	4,055	1	3,480
Mining engineer.....	1	3,640				
Grade 2. Range \$2,980 to \$3,640:	3	9,380	2	6,375	1.7	4,475
Subprofessional service:						
Grade 7. Range \$2,650 to \$3,310:					0.1	142
Crafts, protective, and custodial service:						
Grade 3. Range \$1,572 to \$1,902:					0.1	128
Total permanent, departmental.....	29.1	110,464	21.1	78,096	21.9	63,843
Overtime pay, departmental.....				1,098		10,509
All personal services, departmental.....	29.1	110,464	21.1	79,194	21.9	74,352
<b>PERSONAL SERVICES, FIELD</b>						
Clerical, administrative, and fiscal service:						
Grade 10. Range \$3,970 to \$4,630:						
Safety instructor.....					0.2	667
Grade 9. Range \$3,640 to \$4,300:						
Purchasing agent.....					0.2	819
Administrative assistant.....	1	3,750	1	3,725		
Technical assistant.....	1	3,860	1	3,860		
Grade 8. Range \$3,310 to \$3,970:	1	3,860	1	3,835	1	3,275
Grade 7. Range \$2,980 to \$3,640:					2.1	5,319
Grade 6. Range \$2,650 to \$3,310:	1	2,870	1	2,811		
Grade 5. Range \$2,320 to \$2,980:	4	10,050	4	9,902	4.8	10,470
Grade 4. Range \$2,100 to \$2,496:	8.5	18,840	8.5	18,721	8.1	14,966
Grade 3. Range \$1,902 to \$2,298:	17.8	34,978	15	29,371	10.6	17,281
Grade 2. Range \$1,704 to \$2,100:	9	15,798	8	14,023	10.7	17,119
Grade 1. Range \$1,506 to \$1,902:	2	3,210	2	3,144		
Professional service:						
Grade 7. Range \$7,175 to \$8,225:						
Explosives chemist.....	1	7,428	1	7,428		
Grade 6. Range \$6,230 to \$7,070:						
Superintendent.....	1	7,280	1	7,127	1	6,350
Mining engineer.....	8	51,730	8	50,793	5	28,140
Physicist.....	2	12,680	1	6,279		
Chief, health division.....	1	6,230	1	6,230		
Chemical engineer.....	1	6,440	1	6,440		
Explosives testing station superintendent.....	1	6,230				
Grade 5. Range \$5,180 to \$6,020:						
Mining engineer.....	9	49,980	9	49,770	8.3	40,578
Chemist.....	2	11,620	2	11,524	2.7	13,800
Senior engineer.....					1	5,083
Explosives testing engineer.....	1	5,390	1	5,342		
Electrical engineer.....	1	5,390	1	5,237	0.9	4,442
Physicist.....	1	5,390	1	5,390	1	4,600
Grade 4. Range \$4,300 to \$5,180:						
Coal mine superintendent.....	1	5,400	1	5,239	0.4	1,867
Explosives testing engineer.....					0.5	2,300
Mechanical engineer.....	1	4,740	1	4,689	0.7	2,667
Coal microscopist.....	1	4,520	1	4,520	1	3,800
Electrical engineer.....	1	4,520	1	4,520	1.1	4,075
Petroleum engineer.....					0.6	2,413
Physicist.....	2.5	10,970	1.5	6,577	0.1	465
Chemist.....	2	9,700	2	9,617	1.4	5,836
Mining engineer.....	15.2	71,861	8	36,601	12.7	49,079
Chemical engineer.....	1	4,300				
Grade 3. Range \$3,640 to \$4,300:						
Architect.....					0.7	2,200
Instrument specialist.....					0.4	1,333
Mining engineer.....	14.6	61,834	13	55,646	4.4	15,614

By objects	Obligations					
	Estimate, 1947		Estimate, 1946		Actual, 1945	
<b>PERSONAL SERVICES, FIELD—continued</b>	Man-years	Total salary	Man-years	Total salary	Man-years	Total salary
Professional service—Continued						
Grade 3. Range \$3,640 to \$4,300—Con.						
Mechanical engineer	1	\$3,750	1	\$3,712	0.6	\$2,610
Electrical engineer	7	27,680	7	27,464	6.5	22,716
Physical chemist	2	7,500	1	3,805	0.7	2,150
Explosives chemist	2	7,640	2	7,385	1.9	6,075
Physicist	1	3,640	1	3,640	0.4	1,167
Petroleum engineer	1	26,180	5	19,139	4.2	14,088
Chemist	1	3,640	1	3,640	1	3,640
Explosives engineer	10	46,440	9	28,663	9	24,044
Grade 2. Range \$2,980 to \$3,640	7	16,790	5	11,984	3.7	7,434
Grade 1. Range \$2,320 to \$2,980						
Subprofessional service						
Grade 8. Range \$2,840 to \$3,640	15	47,120	15	46,465	7.4	26,064
Grade 7. Range \$2,450 to \$3,310	8	22,470	8	22,440	16.6	39,822
Grade 6. Range \$2,320 to \$2,980	13	34,484	12	29,174	8.7	17,987
Grade 5. Range \$2,100 to \$2,450	9	19,428	4	8,852	8.3	15,029
Grade 4. Range \$1,704 to \$2,100	3.5	7,185	3.5	7,147	3.4	6,076
Grade 3. Range \$1,704 to \$2,100					0.2	394
Grade 2. Range \$1,572 to \$1,968					0.8	1,012
Grade 1. Range \$1,440 to \$1,836	1	1,440	1	1,440	1.1	1,293
Crafts, protective, and custodial service						
Grade 9. Range \$2,650 to \$3,310	2	5,700				
Grade 8. Range \$2,540 to \$3,300	1	2,650	1	2,540	3.7	8,209
Grade 7. Range \$2,364 to \$2,870					0.2	300
Grade 6. Range \$2,166 to \$2,562	5	11,226	5	11,226	0.6	1,069
Grade 5. Range \$1,968 to \$2,364	2	3,738	2	3,659	2.5	4,043
Grade 4. Range \$1,770 to \$2,166	1	1,704	1	1,689	1.2	1,595
Grade 3. Range \$1,572 to \$1,968	1	1,572	1	1,566	0.1	150
Grade 2. Range \$1,440 to \$1,770						
Total permanent, field	212.1	732,056	180.5	616,791	163.7	462,428
Temporary employment, field	4.5	11,130	1.5	4,125	2.1	5,393
Overtime pay, field				11,375		84,363
All personal services, field	216.6	743,185	182	632,291	165.8	552,184
01 Personal services (net)	245.7	833,610	203.1	711,485	187.7	626,506
<b>OTHER OBLIGATIONS</b>						
02 Travel		59,985		47,285		35,160
03 Transportation of things		4,292		4,600		1,201
04 Communication services		2,350		2,250		15,934
05 Rents and utility services		7,000		7,250		5,041
07 Other contractual services		10,350		9,750		9,159
08 Supplies and materials		38,513		32,880		72,636
09 Equipment		37,400		26,200		17,061
10 Lands and structures		5,500		17,500		
13 Refunds, awards, and indemnities						2,610
Total other obligations		165,390		141,215		157,542
Net total obligations		1,019,000		852,700		784,048
Covered into Treasury as miscellaneous receipts, Public Law 369						+895
Excess of obligations over appropriation due to Public Law 106				-90,300		
Estimated savings, unobligated balance						12,652
Total estimate or appropriation		1,019,000		762,400		797,595
<b>BY PROJECTS OR FUNCTIONS</b>						
1. Safety, first-aid, mine-rescue, accident-prevention, instruction, and emergency work		\$450,138		\$373,217		\$324,943
2. Testing electrical equipment for underground use		49,510		49,170		44,768
3. Holmes Safety Association		11,290		11,180		9,435
4. Dust investigations		36,830		56,440		51,098
5. Health field work		22,510		22,350		19,187
6. Administration, explosive division		18,660				
7. Testing explosives		67,540		67,060		60,378
8. Explosives research		96,760		24,590		21,651
9. Gas explosions research		49,962		44,710		19,980
10. Investigation of characteristics of Diesel engines		18,580		18,450		18,168
11. Experimental mines and dust explosions research		121,340		120,510		72,188
12. General analytical laboratories		33,770		33,540		30,209
13. Coal mining methods and practices		19,140		19,010		17,071
14. Overtime pay				12,473		94,872
Grand total obligations		1,019,000		852,700		784,048
Adjustments (see objects schedule for detail)				-90,300		+13,547
Total estimate or appropriation		1,019,000		762,400		797,595

Maintenance, Bureau of Ships (Transfer to Interior, Mines)—

By objects	Obligations					
	Estimate, 1947		Estimate, 1946		Actual, 1945	
<b>PERSONAL SERVICES, FIELD</b>	Man-years	Total salary	Man-years	Total salary	Man-years	Total salary
Professional service:						
Grade 4. Range \$3,800 to \$4,600:						
Chemist					0.4	\$1,667
Grade 3. Range \$3,200 to \$3,800:						
Chemist					0.4	1,333

By objects	Obligations					
	Estimate, 1947		Estimate, 1946		Actual, 1945	
<b>PERSONAL SERVICES, FIELD—continued</b>	Man-years	Total salary	Man-years	Total salary	Man-years	Total salary
Professional service—Continued						
Grade 2. Range \$2,400 to \$3,200					2	\$5,772
Grade 1. Range \$2,000 to \$2,600					0.4	833
Subprofessional service						
Grade 6. Range \$2,000 to \$2,600					0.9	1,849
Total permanent, field					4.1	11,454
Overtime pay, field						2,362
01 Personal services (net)						13,816
<b>OTHER OBLIGATIONS</b>						
02 Travel						124
08 Supplies and materials						687
Total other obligations						811
Grand total obligations						14,627
Received by transfer from "Maintenance, Bureau of Ships"						-28,000
Estimated savings, unobligated balance						13,373
Total estimate or appropriation						

Working Fund, Interior, Bureau of Mines (Advance From Bureau of Ships, Navy)—

By objects	Obligations					
	Estimate, 1947		Estimate, 1946		Actual, 1945	
<i>Testing explosion-proof electrical equipment and for investigation of toxic gases from cable and plastic insulation</i>						
<b>PERSONAL SERVICES, FIELD</b>	Man-years	Total salary	Man-years	Total salary	Man-years	Total salary
Professional service:						
Grade 4. Range \$4,300 to \$5,180:						
Chemist			1	\$4,300		
Grade 3. Range \$3,640 to \$4,300:						
Chemist			1	3,640		
Grade 2. Range \$2,980 to \$3,640			2	5,960		
Grade 1. Range \$2,320 to \$2,980			1	2,320		
Subprofessional service:						
Grade 6. Range \$2,320 to \$2,980			1.6	3,791		
Total permanent, field				6.6		20,011
Overtime pay, field						350
01 Personal services (net)				6.6		20,361
<b>OTHER OBLIGATIONS</b>						
02 Travel						250
08 Supplies and materials						750
Total other obligations						1,000
Grand total obligations						21,361
Advanced from Navy Department						-21,361
Total estimate or appropriation						

Working Fund, Interior, Bureau of Mines (Advance From Office of Scientific Research and Development)—

By objects	Obligations					
	Estimate, 1947		Estimate, 1946		Actual, 1945	
<i>For high explosives research</i>						
<b>PERSONAL SERVICES, DEPARTMENTAL</b>	Man-years	Total salary	Man-years	Total salary	Man-years	Total salary
Clerical, administrative, and fiscal service:						
Grade 4. Range \$2,100 to \$2,496			3	\$6,300	0.8	\$1,480
Overtime pay, departmental				175		321
All personal services, departmental			3	6,475	0.8	1,801
<b>PERSONAL SERVICES, FIELD</b>						
Clerical, administrative, and fiscal service:						
Grade 9. Range \$3,640 to \$4,300:						
Administrative assistant			1	3,640		
Grade 6. Range \$2,650 to \$3,310			1	2,650		
Grade 5. Range \$2,320 to \$2,980			1	2,760		
Grade 4. Range \$2,100 to \$2,496			1.5	3,150	2.3	4,133
Grade 3. Range \$1,902 to \$2,298			2	3,930	3.7	6,090
Grade 2. Range \$1,704 to \$2,100			2	3,400	2.2	3,529
Professional service:						
Grade 6. Range \$6,230 to \$7,070:						
Explosives engineer			1	6,440	1	5,699

BUREAU OF MINES—Continued

Working Fund, Interior, Bureau of Mines (Advance From Office of Scientific Research and Development)—Continued

By objects	Obligations					
	Estimate, 1947		Estimate, 1946		Actual, 1945	
<i>For high explosives research—Continued</i>						
PERSONAL SERVICES, FIELD—continued						
Professional service—Continued	Man-years	Total salary	Man-years	Total salary	Man-years	Total salary
Grade 4. Range \$4,300 to \$5,180:					0.6	\$2,684
Coal mine superintendent			0.8	\$3,615	1.1	4,478
Physical chemist					0.9	3,850
Explosives engineer						
Grade 3. Range \$3,640 to \$4,300:						
Explosives engineer			1	3,640	1.2	3,301
Chemical engineer			1	3,750	1.1	3,732
Chemist					1.5	4,424
Grade 2. Range \$2,980 to \$3,640:						
Explosives engineer			1.5	4,635	2.4	6,695
Grade 1. Range \$2,320 to \$2,980:						
Subprofessional service			0.5	1,215	1.8	3,400
Grade 7. Range \$2,650 to \$3,310:					0.3	600
Grade 6. Range \$2,320 to \$2,980:			0.5	1,215	1	1,886
Grade 5. Range \$2,100 to \$2,496:			12	25,900	17.1	30,205
Grade 4. Range \$1,902 to \$2,298:			0.5	1,050	3.9	5,906
Grade 3. Range \$1,704 to \$2,100:			1.5	2,955	2	2,880
Crafts, protective, and custodial service:						
Grade 8. Range \$2,540 to \$3,200:			1	2,540	1	2,225
Grade 7. Range \$2,364 to \$2,870:			2	4,860	4.1	8,770
Grade 6. Range \$2,166 to \$2,562:			18	40,175	21	37,054
Grade 5. Range \$1,968 to \$2,364:			2	3,540	1.7	2,757
Grade 4. Range \$1,770 to \$2,166:			1	1,770	0.4	685
Grade 3. Range \$1,572 to \$1,902:			18	29,485	21.8	28,814
Grade 2. Range \$1,440 to \$1,770:			1.5	2,160	2.8	3,383
Total permanent, field			72.3	158,565	96.9	177,200
Temporary employment, field					9.1	24,091
Overtime pay, field				2,545		39,153
All personal services, field			72.3	161,110	106	240,444
01 Personal services (net)			75.3	167,585	106.8	242,245
OTHER OBLIGATIONS						
02 Travel				6,000		2,197
03 Transportation of things				2,000		1,286
04 Communication services				10,000		9,328
05 Rents and utility services				15,000		16,828
07 Other contractual services				37,500		77,534
08 Supplies and materials				85,697		108,550
09 Equipment				27,500		42,334
10 Lands and structures						3,700
Total other obligations				183,697		261,757
Grand total obligations				351,282		504,002
Advanced from Office of Scientific Research and Development				-364,000		-500,000
Prior year balance available in 1945						-121,284
1945 balance available in 1946				-117,282		+117,282
Estimated savings, unobligated balance				130,000		
Total estimate or appropriation						

Working Fund, Interior, Bureau of Mines (Advance From Foreign Economic Administration)—

By objects	Obligations		
	Estimate, 1947	Estimate, 1946	Actual, 1945
<i>For research on chlorate explosives</i>			
Balance returned to Foreign Economic Administration			\$641
Prior year balance available in 1945			-681
1945 balance available in 1946			-840
Estimated savings, unobligated balance			40
Total estimate or appropriation			

Emergency Fund for the President, National Defense (Allotment to Interior, Bureau of Mines)—

By objects	Obligations		
	Estimate, 1947	Estimate, 1946	Actual, 1945
08 Supplies and materials			\$465
Prior year balance available in 1945			-1,872
Estimated savings, unobligated balance			1,407
Total estimate or appropriation			

Working Fund, Interior, Bureau of Mines (Advance From Bureau of Ordnance, Navy)—

By objects	Obligations		
	Estimate, 1947	Estimate, 1946	Actual, 1945
<i>Tests on explosion-proof industrial Ford trucks</i>			
07 Other contractual services		\$221	\$79
Advanced from Ordnance and Ordnance stores, Navy			-300
1945 balance available in 1946		-221	+221
Total estimate or appropriation			

Coal-Mine Inspections and Investigations, Bureau of Mines—

Coal-mine inspections and investigations: For all salaries and expenses necessary to enable the Bureau of Mines to perform the duties imposed upon it by the Act of May 7, 1941 (55 Stat. 177); including [supplies and equipment;] travel[ing] expenses; not to exceed [ \$81,000 ] \$91,000 for personal services in the District of Columbia; purchase in the District of Columbia and elsewhere of furniture and equipment, stationery and supplies; [purchase (not to exceed one)] operation, maintenance, and repair of motor-propelled trucks and passenger-carrying vehicles for official use and in transporting employees between their homes and temporary locations where they may be employed and purchase of special wearing apparel or equipment for the protection of employees while engaged in their work; travel, and other incidental expenses of employees in attendance at meetings and conferences held for promoting safety and health in the coal-mining industry; [ \$1,004,860 ] \$1,178,000: Provided, That the transfer without compensation of fifty passenger automobiles to this activity from "Enforcement of Federal Explosives Act" is hereby authorized. (30 U. S. C. 1-11; Act of July 3, 1945, Public Law 123.)

Estimate 1947, \$1,178,000

Appropriated 1946, \$1,004,860

By objects	Obligations					
	Estimate, 1947		Estimate, 1946		Actual, 1945	
PERSONAL SERVICES, DEPARTMENTAL						
Clerical, administrative, and fiscal service:	Man-years	Total salary	Man-years	Total salary	Man-years	Total salary
Grade 13. Range \$6,230 to \$7,070:						
Chief, information division	1	\$6,440	1	\$6,440	1	\$5,700
Personnel officer					0.5	2,567
Grade 12. Range \$5,180 to \$6,020:						
Assistant chief, information division	1	5,390	1	5,390	1	4,600
Coal mine safety representative	1	5,180	1	5,180		
Grade 11. Range \$4,300 to \$5,180:						
Motion picture specialist						0.1 211
Information specialist	1	4,300	1	4,300	0.7	2,663
Grade 9. Range \$3,640 to \$4,300:						
Information specialist	2	7,445	2	7,445	2.8	9,072
Motion picture specialist	1	3,860	1	3,860		
Grade 7. Range \$2,980 to \$3,640:						
Mining engineer	1	3,090	1	3,090	1	2,600
Grade 5. Range \$2,320 to \$2,980:						
Mining engineer	1	2,650	1	2,515	1	2,075
Grade 4. Range \$2,100 to \$2,496:						
Mining engineer	7	15,666	7	15,204	9.7	17,620
Grade 3. Range \$1,902 to \$2,298:						
Mining engineer	4	7,852	4	7,852	3.3	5,471
Grade 2. Range \$1,704 to \$2,100:						
Mining engineer	2	3,672	2	3,479	1.3	1,863
Professional service:						
Grade 7. Range \$7,175 to \$8,225:						
Assistant chief, health and safety branch	1	7,438	1	7,438		
Grade 6. Range \$6,230 to \$7,070:						
Mining engineer					0.9	5,031
Technical assistant	1	6,440	1	6,440		
Grade 5. Range \$5,180 to \$6,020:						
Mining engineer	2	10,780	2	10,780	1.5	6,942
Grade 2. Range \$2,980 to \$3,640:						
Mining engineer					1	2,650
Total permanent, departmental	26	90,203	26	89,413	25.8	69,065
Overtime pay, departmental				1,506		12,272
All personal services, departmental	26	90,203	26	90,919	25.8	81,337
PERSONAL SERVICES, FIELD						
Clerical, administrative, and fiscal service:						
Grade 12. Range \$5,180 to \$6,020:						
Coal mine inspector	22	122,755	21.9	115,020	9.8	46,260
Grade 11. Range \$4,300 to \$5,180:						
Coal mine inspector	49	225,319	49	219,088	20.2	75,564
Grade 9. Range \$3,640 to \$4,300:						
Coal mine inspector	68	266,408	68	256,258	24.8	82,793
Grade 7. Range \$2,980 to \$3,640:						
Mining engineer	3	9,270	3	9,042	6.1	15,812
Grade 5. Range \$2,650 to \$3,310:						
Mining engineer	1	2,760	1	2,709		
Grade 4. Range \$2,320 to \$2,980:						
Mining engineer	2	4,800	2	4,716	0.6	1,330
Grade 3. Range \$2,100 to \$2,496:						
Mining engineer	11	23,892	11	23,514	8.4	15,257
Grade 2. Range \$1,902 to \$2,298:						
Mining engineer	30	60,643	29	56,982	7.9	31,042
Grade 1. Range \$1,704 to \$2,100:						
Mining engineer	32.1	58,791	32.1	56,791	14.7	36,530
Professional service:						
Grade 6. Range \$6,230 to \$7,070:						
Chief, coal mine inspection division	1	6,230	1	6,230	1	5,650
Physician						



By objects	Obligations					
	Estimate, 1947		Estimate, 1946		Actual, 1945	
	Man-years	Total salary	Man-years	Total salary	Man-years	Total salary
<b>PERSONAL SERVICES, FIELD—continued</b>						
Professional service—Continued						
Grade 5. Range \$5,180 to \$6,020.					8 5	\$39,067
Coal mine inspector						
Grade 4. Range \$4,300 to \$5,180.						
Chemist	1	\$4,740	1	\$4,689	0 6	2,333
Mining engineer					1 9	7,478
Mining electrical engineer	5	22,600	5	22,600	5 6	21,726
Coal mine inspector					21 9	84,765
Mining explosives engineer	5	23,040	5	22,718		
Grade 3. Range \$3,640 to \$4,300:						
Mining engineer	2	7,830	2	7,750	1	3,325
Chemist	2	7,300	1	3,733	0 6	1,778
Physicist	1	3,860	1	3,860	1	3,300
Engineer						3,375
Coal mine inspector					28 3	92,380
Electrical engineer	1	3,970	1	3,945		
Grade 2. Range \$2,950 to \$3,640.	3	9,519	2	6,539	2 9	7,946
Grade 1. Range \$2,320 to \$2,980.	5	11,820	2	4,784	1 9	3,813
Subprofessional service:						
Grade 8. Range \$2,980 to \$3,640.					0 2	675
Grade 7. Range \$2,650 to \$3,310.	1	2,870	1	2,870		
Grade 6. Range \$2,320 to \$2,980.	11	26,544	10	24,224	3 1	6,154
Grade 5. Range \$2,100 to \$2,496.	10	21,528	9	19,289	8 7	15,668
Grade 4. Range \$1,902 to \$2,298.	2	4,062	2	3,956	1 7	2,514
Grade 3. Range \$1,704 to \$2,100.	2	3,524	2	3,524	1	1,440
Crafts, protective, and custodial service:						
Grade 9. Range \$2,650 to \$3,310.					1	2,400
Grade 7. Range \$2,364 to \$2,870.					0 2	525
Grade 5. Range \$1,908 to \$2,364.	1	2,034	1	2,004		
Grade 2. Range \$1,440 to \$1,770.					1 2	1,430
Total permanent, field	272 1	937,705	263	886,835	207 2	614,844
Temporary employment, field					0 5	1,371
Overtime pay, field				17,106		112,424
All personal services, field	272 1	937,705	263	903,941	207 7	728,639
01 Personal services (net)	298 1	1,027,908	289	994,860	233 5	809,976
<b>OTHER OBLIGATIONS</b>						
02 Travel		\$2,100		\$2,100		55,084
03 Transportation of things		3,500		3,500		2,631
04 Communication services		5,000		5,000		18,680
05 Rents and utility services		6,500		6,500		18,656
07 Other contractual services		7,500		7,500		1,509
08 Supplies and materials		26,792		24,900		82,708
09 Equipment		15,700		12,500		28,560
13 Refunds, awards, and indemnities						510
Total other obligations		147,092		142,000		190,338
Grand total obligations		1,175,000		1,136,860		1,000,314
Transferred to "Contingent expenses, Department of the Interior"		+3,000		+3,000		+3,000
Net total obligations		1,178,000		1,139,860		1,003,314
Covered into Treasury as miscellaneous receipts, Public Law 369						+1,888
Excess of obligations over appropriation due to Public Law 106				-135,000		
Estimated savings, unobligated balance						19,278
Total estimate or appropriation		1,178,000		1,004,860		1,024,480
<b>BY PROJECTS OR FUNCTIONS</b>						
1. Inspection service		\$961,240		\$932,728		\$706,978
2. Investigation on electricity and explosives in coal mines		54,580		54,070		48,930
3. Occupational disease investigation		30,490		30,210		26,284
4. Gas and dust analytical work		63,940		51,260		46,684
5. Testing of electrical machinery		9,750		9,660		8,601
6. Coal analysis work		30,070		15,620		14,349
7. Coal mine accident statistics		24,930		24,700		22,792
8. Overtime pay				18,612		125,696
Grand total obligations		1,175,000		1,136,860		1,000,314
Adjustments (see objects schedule for detail)		+3,000		-132,000		+24,166
Total estimate or appropriation		1,178,000		1,004,860		1,024,480

**Salaries and Expenses, Enforcement of Federal Explosives Act, Bureau of Mines—**

[Enforcement of Federal Explosives Act: For all necessary expenses of the Bureau of Mines in performing the duties imposed upon it by the Federal Explosives Act, including not to exceed \$16,000 for personal services in the District of Columbia; newspapers; not to exceed \$500 for printing and binding; contract stenographic reporting services; supplies and equipment; traveling expenses; maintenance, repair, and operation of passenger-carrying automobiles; purchase of special wearing apparel or equipment for the protection of employees while engaged in their work; purchase in the District of Columbia and elsewhere of other items otherwise properly chargeable to the appropriation "Contingent expenses, Department of the Interior": \$100,000: *Provided*, That the Secretary, through the Director of the Bureau of Mines, is hereby authorized to carry out projects hereunder in cooperation with other departments or agencies of the Federal Government, the District

of Columbia, States, Territories, insular possessions, with other organizations or individuals, and with foreign countries and the political subdivisions thereof.] (30 U. S. C. 1-11; Act of July 3, 1945, Public Law 123.)

Appropriated 1946, \$100,000

By objects	Obligations						
	Estimate, 1947		Estimate, 1946		Actual, 1945		
	Man-years	Total salary	Man-years	Total salary	Man-years	Total salary	
<b>PERSONAL SERVICES, DEPARTMENTAL</b>							
Clerical, administrative, and fiscal service:							
Grade 7. Range \$2,980 to \$3,640.					1 4	\$3,792	
Grade 5. Range \$2,320 to \$2,980.					0 3	\$580	
Grade 4. Range \$2,100 to \$2,496.					0 7	1,421	
Grade 3. Range \$1,902 to \$2,298.					0 9	1,759	
Grade 2. Range \$1,704 to \$2,100.					0 1	142	
Grade 1. Range \$1,506 to \$1,902.					1	1,545	
Professional service:							
Grade 6. Range \$6,230 to \$7,070:							
Chief, explosives control division					0 2	1,290	
Assistant to the solicitor						0 3	1,867
Grade 5. Range \$5,180 to \$6,020:							
Attorney					0 1	430	
Explosives engineer						0 7	3,085
Grade 4. Range \$4,300 to \$5,180:							
Explosives engineer						0 6	2,478
Mining engineer						1	3,800
Crafts, protective, and custodial service:							
Grade 3. Range \$1,572 to \$1,902.					0 1	160	
Total permanent, departmental					2 4	5,782	
Overtime pay, departmental						360	
All personal services, departmental					2 4	6,142	
						40 5	99,339
<b>PERSONAL SERVICES, FIELD</b>							
Clerical, administrative, and fiscal service:							
Grade 12. Range \$5,180 to \$6,020:							
Coal mine inspector						0 1	400
Grade 9. Range \$3,640 to \$4,300:							
Explosives investigator						8 1	24,816
Grade 7. Range \$2,980 to \$3,640.					0 2	432	
Grade 5. Range \$2,320 to \$2,980.					0 3	630	
Grade 4. Range \$2,100 to \$2,496.					0 5	810	
Grade 3. Range \$1,902 to \$2,298.					1	1,704	
Grade 2. Range \$1,704 to \$2,100.						22 7	33,503
Grade 1. Range \$1,506 to \$1,902.						1	1,200
Professional service:							
Grade 6. Range \$6,230 to \$7,070:							
Mining engineer						0 5	2,800
Chemical engineer						1	5,600
Physicist						0 7	4,183
Grade 5. Range \$5,180 to \$6,020:							
Physicist						0 3	1,150
Chemist						0 3	1,600
Mining engineer						0 1	400
Coal mine inspector						0 2	800
Explosives testing engineer						0 5	2,300
Grade 4. Range \$4,300 to \$5,180:							
Mechanical engineer						0 3	1,333
Coal mine inspector						0 1	317
Explosives investigator					1	4,520	
Explosives engineer						0 4	1,500
Mining engineer						0 6	2,599
Grade 3. Range \$3,640 to \$4,300:							
Explosives investigator					13 8	50,535	
Explosives chemist						1 2	3,974
Chemist						1 3	4,325
Mining engineer						1	3,300
Attorney					0 1	305	
Grade 2. Range \$2,980 to \$3,640.						1 4	4,520
Grade 1. Range \$2,320 to \$2,980.						2 1	5,491
Subprofessional service:						0 9	1,833
Grade 7. Range \$2,650 to \$3,310.						0 1	250
Grade 4. Range \$1,902 to \$2,298.						1	1,620
Grade 3. Range \$1,704 to \$2,100.						0 5	899
Crafts, protective, and custodial service:							
Grade 7. Range \$2,364 to \$2,870.						0 9	1,814
Grade 6. Range \$2,106 to \$2,562.						1	1,920
Grade 3. Range \$1,572 to \$1,902.						0 8	1,069
Total permanent, field					16 9	58,936	
Temporary employment, field						6 4	12,849
Overtime pay, field						1,447	49,583
All personal services, field					16 9	60,383	
						103 6	318,822
01 Personal services (net)					19 3	66,525	
						144 1	418,161
<b>OTHER OBLIGATIONS</b>							
02 Travel						5,000	
03 Transportation of things						1,237	
04 Communication services						371	
05 Rents and utility services					375	4,696	
06 Printing and binding						15,500	
07 Other contractual services						5,403	
08 Supplies and materials					200	26,126	
09 Equipment						7,750	
13 Refunds, awards, and indemnities						2,120	
Total other obligations						5,575	
						118,435	
Grand total obligations						72,100	
Covered into Treasury as miscellaneous receipts, Public Law 369						+663	
Carried to surplus fund by Public Law 127						+35,000	
Estimated savings, unobligated balance						27,900	
Total estimate or appropriation						100,000	
						575,000	



BUREAU OF MINES—Continued

Protection of Mineral Resources and Facilities, Bureau of Mines (National Defense)—

By objects	Obligations		
	Estimate, 1947	Estimate, 1946	Actual, 1945
<b>PERSONAL SERVICES, DEPARTMENTAL</b>	Man- Total	Man- Total	Man- Total
	years salary	years salary	years salary
Clerical, administrative, and fiscal service:			
Grade 4. Range \$1,800 to \$2,160.....			1.6 \$2,824
Grade 3. Range \$1,620 to \$1,980.....			0.7 1,184
Professional service:			
Grade 7. Range \$6,500 to \$7,500:			
Engineer.....			0.8 5,437
Grade 6. Range \$5,600 to \$6,400:			
Chief coal mine inspector.....			0.1 660
Grade 5. Range \$4,600 to \$5,400:			
Mining engineer.....			1 4,789
Total permanent, departmental.....			4.2 14,903
Overtime pay, departmental.....			2,094
All personal services, departmental.....			4.2 16,997
<b>PERSONAL SERVICES, FIELD</b>			
Clerical, administrative, and fiscal service:			
Grade 5. Range \$2,000 to \$2,600.....			1 2,000
Grade 4. Range \$1,800 to \$2,160.....			0.1 233
Grade 3. Range \$1,620 to \$1,980.....			5.8 11,703
Grade 2. Range \$1,440 to \$1,800.....			4.7 7,171
Grade 1. Range \$1,260 to \$1,620.....			0.3 315
Professional service:			
Grade 5. Range \$4,600 to \$5,400:			
Mining engineer.....			7.6 34,644
Grade 4. Range \$3,800 to \$4,600:			
Mining engineer.....			8.3 31,850
Subprofessional service:			
Grade 5. Range \$1,800 to \$2,160.....			0.6 1,200
Crafts, protective, and custodial service:			
Grade 7. Range \$2,040 to \$2,500.....			0.2 526
Grade 4. Range \$1,500 to \$1,860.....			0.1 203
Total permanent, field.....			28.7 89,845
Overtime pay, field.....			14,862
All personal services, field.....			28.7 104,707
<b>01 Personal services (net).....</b>			<b>32.9 121,704</b>
<b>OTHER OBLIGATIONS</b>			
02 Travel.....			7,968
05 Rents and utility services.....			6,815
06 Printing and binding.....			14
08 Supplies and materials.....			9,578
13 Refunds, awards, and indemnities.....			10
Total other obligations.....			24,385
Net total obligations.....			146,089
Covered into Treasury as miscellaneous receipts, Public Law 369.....			387
Carried to surplus fund, Public Law 127.....			95,000
Estimated savings, unobligated balance.....			8,524
Total estimate or appropriation.....			250,000

Testing Fuel, Bureau of Mines—

Testing fuel: To conduct inquiries and scientific and technologic investigations concerning the mining, preparation, treatment, and use of mineral fuels, and for investigation of mineral fuels belonging to or for the use of the United States, with a view to their most efficient utilization; to recommend to various departments such changes in selection and use of fuel as may result in greater economy, and, upon request of the Director of the Bureau of the Budget, to investigate the fuel-burning equipment in use by or proposed for any of the departments, establishments, or institutions of the United States in the District of Columbia; and special wearing apparel and equipment for protection of employees while employed; and purchase (not exceeding five), maintenance and operation of passenger automobiles; [\$320,000] \$596,000, of which not to exceed [\$83,750] \$137,000 may be expended for personal services in the District of Columbia. (30 U. S. C. 1-11; Act of July 3, 1945, Public Law 123.)

Estimate 1947, \$596,000

Appropriated 1946, \$320,000

By objects	Obligations		
	Estimate, 1947	Estimate, 1946	Actual, 1945
<b>PERSONAL SERVICES, DEPARTMENTAL</b>	Man- Total	Man- Total	Man- Total
	years salary	years salary	years salary
Clerical, administrative, and fiscal service:			
Grade 7. Range \$2,980 to \$3,640.....			0.1 \$183
Grade 5. Range \$2,320 to \$2,980.....	1.7 \$4,000	0.7 \$1,770	

By objects	Obligations					
	Estimate, 1947		Estimate, 1946		Actual, 1945	
<b>PERSONAL SERVICES, DEPARTMENTAL—con.</b>	Man- Total	Man- Total	Man- Total	Man- Total	Man- Total	Man- Total
	years salary	years salary	years salary	years salary	years salary	years salary
Clerical, administrative, and fiscal service—Continued						
Grade 4. Range \$2,100 to \$2,496.....	2 \$4,266	1 \$2,166	1.1 \$2,124			
Grade 3. Range \$1,902 to \$2,298.....	11.5 22,534	6.5 12,966	5.6 9,322			
Grade 2. Range \$1,704 to \$2,100.....	2 3,474	2 3,474	1.9 2,966			
Professional service:						
Grade 7. Range \$7,175 to \$8,225:						
Chief, coal division.....	0.5 3,588	0.5 3,588				
Fuel engineer.....	1 7,691	1 7,691	0.8 5,063			
Grade 6. Range \$6,230 to \$7,070:						
Assistant chief, coal division.....	1 6,230					
Assistant chief, fuels and explosives branch.....	1 6,440	1 6,440	0.1 177			
Chemical engineer.....	1 6,230					
Coal preparation engineer.....			0.1 233			
Mining engineer.....	0.5 3,225	0.5 3,225	0.3 2,133			
Grade 5. Range \$5,180 to \$6,020:						
Fuel engineer.....	2 10,570	1 5,390				
Supervising engineer.....	1 5,390	1 5,390				
Grade 4. Range \$4,300 to \$5,180:						
Chemist.....	2 8,820	2 8,795	1.5 5,700			
Engineer.....	1 4,520	1 4,520	1 4,650			
Fuel engineer.....	1 4,300		2 8,450			
Mining engineer.....						
Grade 3. Range \$3,640 to \$4,300:						
Chemist.....	2 7,390	1 3,750	1.3 4,350			
Grade 2. Range \$2,980 to \$3,640.....	4 12,360	3 9,253	2.3 5,811			
Grade 1. Range \$2,320 to \$2,980.....	4 9,941	4 9,621	4.6 9,431			
Subprofessional service:						
Grade 8. Range \$2,980 to \$3,640.....	1 2,980		0.2 362			
Grade 5. Range \$2,100 to \$2,496.....			1.2 2,014			
Grade 4. Range \$1,902 to \$2,298.....	1 2,034	1 2,034				
Grade 3. Range \$1,704 to \$2,100.....	0.3 568	0.3 568				
Total permanent, departmental.....	41.5 136,641	27.5 90,641	24.1 62,969			
Overtime pay, departmental.....		1,761	11,394			
All personal services, departmental.....	41.5 136,641	27.5 92,402	24.1 74,363			
<b>PERSONAL SERVICES, FIELD</b>						
Clerical, administrative, and fiscal service:						
Grade 12. Range \$5,180 to \$6,020:						
Industrial specialist.....			0.2 832			
Grade 6. Range \$2,650 to \$3,310.....			0.5 1,245			
Grade 5. Range \$2,320 to \$2,980.....	2 4,750	1 2,375	1.9 4,101			
Grade 4. Range \$2,100 to \$2,496.....	2 4,332	2 4,317	1 1,800			
Grade 3. Range \$1,902 to \$2,298.....	4 7,740	2 3,837	4.9 8,297			
Grade 2. Range \$1,704 to \$2,100.....	2.7 4,770	0.7 1,304	5.7 8,699			
Professional service:						
Grade 6. Range \$6,230 to \$7,070:						
Chemist.....			0.2 1,168			
Chemical engineer.....	1 6,230	1 6,230				
Fuel engineer.....			0.4 2,333			
Fuel technologist.....	2 12,670	1 6,287				
Grade 5. Range \$5,180 to \$6,020:						
Chemist.....	2 10,780	2 10,780	2.1 10,329			
Fuel engineer.....			0.1 192			
Heat transmission engineer.....	1 5,600	1 5,600	1 4,800			
Grade 4. Range \$4,300 to \$5,180:						
Architect.....	1 4,300	1 4,300				
Chemist.....	1 4,960	1 4,909	1.7 7,076			
Chemical engineer.....	3 13,340	2 8,879	2.7 10,183			
Fuel engineer.....	1 4,300	1 4,300	0.8 3,008			
Physical chemist.....			0.3 950			
Grade 3. Range \$3,640 to \$4,300:						
Chemist.....	3 11,360	2 7,602	1.9 6,430			
Chemical engineer.....	1 3,640		0.3 1,049			
Fuel engineer.....	1 3,750	1 3,746	1 3,167			
Instrument specialist.....			0.3 940			
Librarian.....			0.2 604			
Mining engineer.....	1 3,640					
Grade 2. Range \$2,980 to \$3,640.....	13.5 42,690	11 34,488	11.9 31,496			
Grade 1. Range \$2,320 to \$2,980.....	18.1 44,098	12.1 29,991	14.2 28,812			
Subprofessional service:						
Grade 8. Range \$2,980 to \$3,640.....	9.4 28,306	3 9,232	3.7 9,281			
Grade 7. Range \$2,650 to \$3,310.....	1 2,760	1 2,734	2.2 5,108			
Grade 6. Range \$2,320 to \$2,980.....	5 12,049	2 5,000	6 12,242			
Grade 5. Range \$2,100 to \$2,496.....	1 2,166	1 2,166	4.2 7,685			
Grade 4. Range \$1,902 to \$2,298.....	3 5,984	3 5,924	6.3 10,374			
Grade 3. Range \$1,704 to \$2,100.....			2.2 3,292			
Crafts, protective, and custodial service:						
Grade 8. Range \$2,540 to \$3,200.....	1 2,540		0.4 975			
Grade 7. Range \$2,364 to \$2,870.....	3 7,290	2 4,911	2.1 4,500			
Grade 6. Range \$2,166 to \$2,562.....	3.7 8,199	0.7 1,643	1.2 2,139			
Grade 5. Range \$1,968 to \$2,364.....	3 5,970	1 1,983	0.2 367			
Grade 4. Range \$1,770 to \$2,166.....	4 7,146	1 1,785	1.9 4,366			
Grade 3. Range \$1,572 to \$1,902.....			0.2 220			
Grade 2. Range \$1,440 to \$1,770.....			0.9 1,000			
Total permanent, field.....	91.4 275,351	56.5 174,323	84.8 199,150			
Temporary employment, field.....	4.5 11,000		2.4 4,772			
Overtime pay, field.....		3,675	39,786			
All personal services, field.....	95.9 286,351	56.5 177,998	87.2 243,708			
<b>01 Personal services (net).....</b>	<b>140.4 422,992</b>	<b>84 270,400</b>	<b>111.3 318,071</b>			
<b>OTHER OBLIGATIONS</b>						
02 Travel.....		33,650	16,371			
03 Transportation of things.....		5,250	8,150			
04 Communication services.....		650	185			
05 Rents and utility services.....		5,300	11,252			
07 Other contractual services.....		1,000	301			

By objects	Obligations		
	Estimate, 1947	Estimate, 1946	Actual, 1945
<b>OTHER OBLIGATIONS—continued</b>			
08 Supplies and materials.....	\$56,184	\$15,000	\$80,345
09 Equipment.....	70,974	20,000	4,137
Total other obligations.....	173,008	49,600	120,741
Grand total obligations.....	596,000	320,000	438,812
Covered into Treasury as miscellaneous receipts, Public Law 369.....			+25
Estimated savings, unobligated balance.....			988
Total estimate or appropriation.....	596,000	320,000	439,825
<b>BY PROJECTS OR FUNCTIONS</b>			
1. Administration, coal division.....	\$21,460	\$9,340	
2. Sampling and inspection of fuel for Government agencies.....	98,470	39,520	\$40,101
3. Coal analysis.....	73,990	72,250	75,393
4. Coal preparation.....	36,110	15,730	
5. Fuel economy service for Government agencies.....	89,830	64,390	66,598
6. Boiler corrosion and incrustation prevention research.....	20,160	9,820	
7. Fuels combustion.....	29,490	28,800	29,713
8. Gas, coke, and byproduct-making properties of American coals.....	45,910	44,830	46,104
9. Lignite and subbituminous coal.....	180,580	29,884	30,736
10. Hydrogenation of coal.....			54,931
11. Synthesis of motor fuel.....			44,056
12. Overtime pay.....		5,436	51,180
Grand total obligations.....	596,000	320,000	438,812
Adjustments (see objects schedule for detail).....			1,013
Total estimate or appropriation.....	596,000	320,000	439,825

**Working Fund, Interior, Bureau of Mines (Advance From Corps of Engineers, War)—**

By objects	Obligations		
	Estimate, 1947	Estimate, 1946	Actual, 1945
<i>For coal sampling</i>			
<b>PERSONAL SERVICES, DEPARTMENTAL</b>			
Clerical, administrative, and fiscal service:			
Grade 5. Range \$2,320 to \$2,980.....			1 \$2,175
Grade 3. Range \$1,902 to \$2,298.....			1 1,620
Professional service:			
Grade 3. Range \$3,640 to \$4,300:			
Associate engineer.....			1 3,290
Subprofessional service:			
Grade 7. Range \$2,650 to \$3,310.....			1 2,575
Total permanent, departmental.....			4 9,660
Overtime pay, departmental.....			2,006
All personal services, departmental.....			4 11,666
<b>PERSONAL SERVICES, FIELD</b>			
Clerical, administrative, and fiscal service:			
Grade 5. Range \$2,320 to \$2,980.....	1	\$2,320	
Grade 4. Range \$2,100 to \$2,496.....	1	2,100	
Grade 3. Range \$1,902 to \$2,298.....	1	1,902	
Professional service:			
Grade 3. Range \$3,640 to \$4,300:			
Fuel engineer.....	1	3,530	
Subprofessional service:			
Grade 8. Range \$2,980 to \$3,640.....	15	44,700	13 33,750
Grade 7. Range \$2,650 to \$3,310.....	1	2,650	
Total permanent, field.....	20	57,202	13 33,750
Overtime pay, field.....		1,500	7,324
All personal services, field.....	20	58,702	13 41,074
01 Personal services (net).....	20	58,702	17 52,740
<b>OTHER OBLIGATIONS</b>			
02 Travel.....		35,000	24,646
03 Transportation of things.....		100	10
04 Communication services.....		100	20
07 Other contractual services.....		3,000	1,929
08 Supplies and materials.....		40,919	6,282
09 Equipment.....		1,000	221
Total other obligations.....		80,119	33,108
Grand total obligations.....		138,821	85,848
Advanced from War Department.....		-98,900	
Prior year balance available in 1945.....			-125,769
1945 balance available in 1946.....		-39,921	+39,921
Total estimate or appropriation.....			

**Experiment Plant for Synthesis of Motor Fuel, Pittsburgh, Pa., Bureau of Mines—**

By objects	Obligations		
	Estimate, 1947	Estimate, 1946	Actual, 1945
Prior year balance available in 1945.....			-\$10
Estimated savings, unobligated balance.....			100
Total estimate or appropriation.....			

**Anthracite Investigations, Bureau of Mines—**

Anthracite investigations: For all expenses necessary to conduct inquiries and scientific and technologic investigations concerning the mining, preparation, treatment, and use of anthracite coals; including purchase of special wearing apparel and equipment for the protection of employees while engaged in their work; and other items otherwise properly chargeable to the appropriation "Continuing expenses, Department of the Interior"; operation, maintenance, and repair of passenger[-carrying] automobiles; and not to exceed [\$6,500] \$7,500 for personal services in the District of Columbia, [\$66,000] \$103,000. (30 U. S. C. 1-11; Act of July 3, 1945, Public Law 123.)

Estimate 1947, \$103,000

Appropriated 1946, \$66,000

By objects	Obligations		
	Estimate, 1947	Estimate, 1946	Actual, 1945
<b>PERSONAL SERVICES, DEPARTMENTAL</b>			
Professional service:			
Grade 6. Range \$6,230 to \$7,070:			
Mining engineer.....	0.2	\$1,060	0.1 \$537
Coal preparation engineer.....	1	6,440	1 6,230
Total permanent, departmental.....	1.2	7,500	1.1 6,767
Overtime pay, departmental.....			348
All personal services, departmental.....	1.2	7,500	1.1 7,115
<b>PERSONAL SERVICES, FIELD</b>			
Clerical, administrative, and fiscal service:			
Grade 4. Range \$2,100 to \$2,496.....	2	4,322	2 4,322
Grade 3. Range \$1,902 to \$2,298.....	1	1,902	
Grade 2. Range \$1,704 to \$2,100.....	1	1,704	1 1,704
Professional service:			
Grade 6. Range \$6,230 to \$7,070:			
Mining engineer.....	1	6,230	1 6,230
Grade 5. Range \$5,180 to \$6,020:			
Mining engineer.....	4	20,760	3 15,580
Grade 4. Range \$4,300 to \$5,180:			
Mining engineer.....			0.2 632
Grade 3. Range \$3,640 to \$4,300:			
Mining engineer.....	1	3,640	
Grade 2. Range \$2,980 to \$3,640:			
Mining engineer.....	1	2,980	
Subprofessional service:			
Grade 8. Range \$2,980 to \$3,640.....	1	3,090	1 3,090
Grade 6. Range \$2,320 to \$2,980.....	1	2,320	
Total permanent, field.....	13	46,948	8 30,926
Temporary employment, field.....	7	17,871	4 10,819
Overtime pay, field.....			450
All personal services, field.....	20	64,819	12 42,195
01 Personal services (net).....	21.2	72,319	13.1 49,310
<b>OTHER OBLIGATIONS</b>			
02 Travel.....		11,490	9,690
03 Transportation of things.....		100	
04 Communication services.....		100	220
05 Rents and utility services.....		1,300	300
07 Other contractual services.....		300	300
08 Supplies and materials.....		7,551	2,560
09 Equipment.....		9,840	3,840
Total other obligations.....		30,681	16,690
Grand total obligations.....		103,000	66,000
Estimated savings, unobligated balance.....			1,000
Total estimate or appropriation.....		103,000	66,000
<b>BY PROJECTS OR FUNCTIONS</b>			
1. Prevention of flooding anthracite mines.....	\$32,180	\$28,640	\$33,623
2. Increased production of anthracite by mechanical mining.....	62,708	28,655	33,360
3. Increased utilization of anthracite by preparatory treatment.....	8,112	7,907	9,327
4. Overtime pay.....		798	3,690
Grand total obligations.....	103,000	66,000	80,000
Adjustments (see objects schedule for detail).....			1,000
Total estimate or appropriation.....	103,000	66,000	81,000

BUREAU OF MINES—Continued

Construction and Equipment of Anthracite Research Laboratory, Bureau of Mines—

Anthracite Research Laboratory: For the construction and equipment, in accordance with the Act of December 18, 1942 (56 Stat. 1056), of an anthracite research laboratory, including not to exceed \$25,000 for employment by contract, or otherwise at such rates of compensation as the Secretary may determine of engineers, architects, or firms or corporations thereof necessary to design and construct said laboratory; and the purchase, maintenance and operation of one passenger automobile: \$450,000. (30 U. S. C. 1-11.)

Estimate 1947, \$450,000

By objects	Obligations					
	Estimate, 1947		Estimate, 1946		Actual, 1945	
	Man-years	Total salary	Man-years	Total salary	Man-years	Total salary
<b>PERSONAL SERVICES, FIELD</b>						
Clerical, administrative, and fiscal service:						
Grade 7. Range \$2,980 to \$3,640.....	1	\$2,980				
Grade 4. Range \$2,100 to \$2,496.....	1	2,100				
Professional service:						
Grade 6. Range \$6,230 to \$7,070:						
Supervising engineer.....	1	6,230				
Grade 5. Range \$5,180 to \$6,020:						
Assistant supervising engineer.....	1	5,180				
Total permanent, field.....	4	16,490				
Temporary employment, field.....	1	1,710				
01 Personal services (net).....	5	18,200				
<b>OTHER OBLIGATIONS</b>						
02 Travel.....		1,500				
04 Communication services.....		400				
07 Other contractual services.....		1,200				
08 Supplies and materials.....		300				
09 Equipment.....		4,200				
10 Lands and structures.....		424,200				
Total other obligations.....		431,800				
Total estimate or appropriation.....		450,000				

Working Fund, Interior, Bureau of Mines (Advance From Bureau of Ordnance, Navy)—

By objects	Obligations		
	Estimate, 1947	Estimate, 1946	Actual, 1945
Tests on explosion-proof industrial Ford trucks.....			
<b>OTHER OBLIGATIONS</b>			
07 Other contractual services.....		\$221	\$79
Advanced from Navy Department.....			-300
1945 balance available in 1946.....		-221	+221
Total estimate or appropriation.....			

Synthetic Liquid Fuels, Bureau of Mines—

Synthetic liquid fuels: For all expenses, without regard to section 3709, Revised Statutes, necessary to carry into effect the Act authorizing the construction and operation of demonstration plants to produce synthetic liquid fuels from coal, oil shales, agricultural and forestry products, and so forth, approved April 5, 1944 (Public, Numbered 290) 30 U. S. C. 321-325), including construction and acquirement of camp and laboratory buildings and equipment, personal services in the District of Columbia (not exceeding \$90,000) \$140,000; not to exceed \$50,000 for temporary employment of engineers, architects, or firms or corporations thereof, by contract or otherwise, without regard to civil-service and classification laws; purchase of special wearing apparel or equipment for the protection of employees while engaged in their work; purchase (not exceeding [five] four), maintenance, and operation of passenger-carrying automobiles; printing and binding; and purchase in the District of Columbia and elsewhere of items otherwise properly chargeable to the appropriation "Contingent expenses, Department of the Interior", \$7,000,000, to remain available until expended: Provided, That these funds may be utilized to provide transportation between the proposed plants and related facilities and communities that provide adequate living accommodations of persons engaged in the operation and maintenance of these plants; and for transportation to and from schools of pupils who are depend-

ents of such persons, which transportation shall be by methods which the Office of Defense Transportation shall find to be most advantageous and efficient: Provided further, That pursuant to agreements approved by the Secretary [and the Office of Defense Transportation], the transportation equipment available to the Bureau of Mines may be pooled with that of school districts and other local or Federal agencies for use in transporting persons engaged in operation and maintenance of these plants, pupils who are dependents of such persons, and other pupils, and in the interest of economy the expenses of operating such equipment may be shared: Provided further, That, in addition to the amount herein appropriated, the Secretary of the Interior is hereby authorized to enter into contracts for additional work not exceeding a total of \$15,000,000 during the period covered by the aforesaid Act, and his action in so doing shall be deemed a contractual obligation of the Federal Government for the payment of the cost thereof and appropriations hereafter made for the construction and operation of demonstration plants to produce synthetic liquid fuels shall be considered available for the purpose of discharging the obligations so created. (Act of July 3, 1945, Public Law 123.)

Estimate 1947, \$7,000,000

Appropriated 1946, \$7,000,000

By objects	Obligations					
	Estimate, 1947		Estimate, 1946		Actual, 1945	
	Man-years	Total salary	Man-years	Total salary	Man-years	Total salary
<b>PERSONAL SERVICES, DEPARTMENTAL</b>						
Clerical, administrative, and fiscal service:						
Grade 12. Range \$5,180 to \$6,020:						
Production analyst (business manager).....	1	\$5,180				
Grade 11. Range \$4,300 to \$5,180:						
Assistant budget officer.....					0.9	\$3,655
Grade 9. Range \$3,640 to \$4,300:						
Business manager.....			1	\$4,351	0.4	1,678
Grade 8. Range \$3,310 to \$3,970:			1	3,310	0.5	1,650
Grade 7. Range \$2,980 to \$3,640:						0.9
Grade 5. Range \$2,320 to \$2,980:	4	9,720	3	7,261	1.3	3,040
Grade 4. Range \$2,100 to \$2,496:	7.1	17,002	4.5	9,834	9.8	18,400
Grade 3. Range \$1,902 to \$2,298:	3	5,772	2	3,817	7.3	12,212
Grade 2. Range \$1,704 to \$2,100:	2.4	4,090	1	1,704	0.7	946
Professional service:						
Grade 8. Range \$8,750 to \$9,800:						
Chief, office of synthetic liquid fuels.....	1	8,750	1	8,750		
Grade 7. Range \$7,175 to \$8,225:						
Assistant chief, office of synthetic liquid fuels.....	1	7,175	0.5	3,588	0.8	4,874
Chief, synthesis gas production division.....						
Chief, petroleum and natural gas division.....						0.2
Attorney.....						1,208
Head gas engineer.....						0.2
Head gas engineer.....						5,272
Grade 6. Range \$6,230 to \$7,070:						
Fuel technologist.....						0.2
Engineer.....	1	6,230	1	6,230	0.5	1,448
Gas engineer.....	1	6,230	1	6,230	0.3	1,911
Assistant chief, synthesis gas production division.....	1	6,230	0.6	3,738		
Assistant chief, oil shale research and demonstration plant division.....	1	6,230	1	6,230		
Patent attorney.....	1	6,230	0.5	3,115		
Chief, foreign documents division.....	1	6,230	0.6	3,738		
Refining engineer.....						0.7
Grade 5. Range \$5,180 to \$6,020:						
Mining engineer.....						0.2
Chemical engineer.....	1	5,180	1	5,180		958
Refinery engineer.....	1	5,390	1	5,229	1.1	5,149
Research analyst.....	1	5,390	1	5,285	0.5	2,287
Patent attorney.....	2	10,360				
Grade 4. Range \$4,300 to \$5,180:						
Chemist.....	1	4,300	0.5	2,150		
Total permanent, departmental.....	34.3	136,264	22.6	94,516	26.8	72,117
W. A. E. employment, departmental.....	0.4	2,884				1,208
Part-time employment, departmental.....	0.5	852				
Overtime pay, departmental.....				1,102		12,265
All personal services, departmental.....	35.2	140,000	22.6	95,618	26.8	84,382
<b>PERSONAL SERVICES, FIELD</b>						
Clerical, administrative, and fiscal service:						
Grade 12. Range \$5,180 to \$6,020:						
Cost accountant.....	2	10,360	1	5,180		
Grade 11. Range \$4,300 to \$5,180:						
Purchasing agent.....	2	8,600	1	4,300		
Grade 10. Range \$3,970 to \$4,630:						
Administrative assistant.....	1	3,970				
Grade 9. Range \$3,640 to \$4,300:						
Administrative assistant.....	1	3,750	1	3,725	0.4	1,200
Cost accounting analyst.....	1	3,640	1	3,640		
Accountant.....	1	3,640	1	3,640		
Grade 8. Range \$3,310 to \$3,970:						0.2
Grade 7. Range \$2,980 to \$3,640:	12	36,090	3.5	10,599	0.8	2,169
Grade 6. Range \$2,650 to \$3,310:	3	8,610	3	8,315	0.7	1,551
Grade 5. Range \$2,320 to \$2,980:	15	35,790	8	19,107	2.8	6,026
Grade 4. Range \$2,100 to \$2,298:	20	43,254	17	36,591	3	5,748
Grade 3. Range \$1,902 to \$2,298:	13	25,848	7	13,937	4.3	6,829
Grade 2. Range \$1,704 to \$2,100:	1	1,770	1	1,770	3.2	4,608
Grade 1. Range \$1,506 to \$1,902:					0.5	647



BUREAU OF MINES—Continued

Mineral Mining Investigations, Bureau of Mines—Continued

By objects	Obligations					
	Estimate, 1947		Estimate, 1946		Actual, 1945	
	Man-years	Total salary	Man-years	Total salary	Man-years	Total salary
<b>PERSONAL SERVICES, FIELD—continued</b>						
Clerical, administrative, and fiscal service—Continued						
Grade 9. Range \$3,640 to \$4,300.					0.4	\$1,352
Superintendent					0.7	1,842
Grade 7. Range \$2,980 to \$3,640	6	\$18,100	3	\$9,350	1.8	4,225
Grade 6. Range \$2,650 to \$3,310					5.5	11,677
Grade 5. Range \$2,320 to \$2,980					2.8	4,995
Grade 4. Range \$2,100 to \$2,496	10.2	21,552	3	6,432	5.4	8,723
Grade 3. Range \$1,902 to \$2,298	7	13,512	4	7,702	1.8	2,912
Grade 2. Range \$1,704 to \$2,100	1	1,836	2	3,517		
Professional service:						
Grade 7. Range \$7,175 to \$8,225:					1	6,562
Chief of division					2	11,250
Grade 6. Range \$6,230 to \$7,070:					0.5	3,100
Chief of division					1	6,200
Mineral technician					0.8	4,667
Physicist	1	6,230	1	6,230		
Mining engineer	1	7,070	1	7,022		
Geophysicist						
Grade 5. Range \$5,180 to \$6,020:					1	5,460
Supervising metallurgist					1	4,600
Metallurgist	4	21,770	4	21,770	3	14,750
Geophysicist	4	22,720	4	22,438	2.1	9,900
Physicist	1	5,390	1	5,342	1	4,600
Superintendent	1	5,390	1	5,390	1.1	4,982
Mining engineer	7.6	41,048	6	32,760	1	4,650
District engineer					1	4,600
Chemical engineer					1	4,800
Chemist	1	5,600	1	5,600	1	4,600
Metallurgical engineer	1	5,390	1	5,390		
Mineral technologist	1	5,180	1	5,180		
Chemist petrographer	1	5,180	1	5,180		
Grade 4. Range \$4,300 to \$5,180:					1.6	6,175
Geophysicist	1	4,520	1	4,520	2.7	10,512
Metallurgist	1	4,520	1	4,325	0.7	2,746
Physical chemist					0.8	3,023
Chemist	2	8,820	1	4,376		
Physicist	1	4,300				
Mining engineer	10.2	44,080	1	4,376		
Grade 3. Range \$3,640 to \$4,300:					2.7	8,998
Metallurgist	2	7,390	1	3,750	1	3,200
Technologist					1.4	4,581
Physical chemist	1	3,640			1.6	5,065
Chemist	3	11,140	3	11,085	0.6	1,869
Mineralogist						
Physicist	1	3,640	1	3,708		
Metallurgical engineer	4	14,560	1	3,640		
Chemist petrographer	1	3,640				
Grade 2. Range \$2,980 to \$3,640	10	30,570	7	21,483	9.6	24,931
Grade 1. Range \$2,320 to \$2,980	2	4,970	3	7,286	2.4	4,933
Subprofessional service:						
Grade 8. Range \$2,980 to \$3,640	3	9,270	2	6,290	2.2	5,950
Grade 7. Range \$2,650 to \$3,310	3	8,280	2	5,550	1.8	4,077
Grade 6. Range \$2,320 to \$2,980	6	14,470	5	12,150	2.7	5,828
Grade 5. Range \$2,100 to \$2,406					0.4	795
Grade 3. Range \$1,704 to \$2,100					0.1	180
Crafts, protective, and custodial service						
Grade 8. Range \$2,540 to \$3,200					1	2,200
Grade 7. Range \$2,364 to \$2,750	3	7,356	4	9,720	1.6	3,421
Grade 3. Range \$1,572 to \$1,902	3	4,848	2	3,276	2	2,670
Grade 2. Range \$1,440 to \$1,770	4	5,958	4	5,925	4	5,040
Total permanent, field	109	381,940	73	260,763	78.8	240,181
Temporary employment, field	2.2	4,942	3.5	9,385	6.6	13,376
Overtime pay, field				3,968		41,682
All personal services, field	111.2	386,882	76.5	274,116	85.4	295,239
Total, departmental and field	123.2	421,824	89.5	309,532	95	328,100
Deduct subsistence and quarters furnished						247
01 Personal services (net)	123.2	421,824	89.5	309,532	95	327,853
<b>OTHER OBLIGATIONS</b>						
02 Travel		40,300		17,050		7,676
03 Transportation of things		10,550		6,000		963
04 Communication services		5,050		3,000		584
05 Rents and utility services		18,650		16,000		8,551
06 Printing and binding		6,096		4,250		
07 Other contractual services		12,300		7,800		4,101
08 Supplies and materials		48,360		34,068		61,634
09 Equipment		39,500		20,000		13,612
13 Refunds, awards, and indemnities						20
Total other obligations		180,776		108,168		97,141
Grand total obligations		602,600		417,700		424,994
Covered into Treasury as miscellaneous receipts, Public Law 369						+917
Excess of obligations over appropriation due to Public Law 106				-35,000		
Estimated savings, unobligated balance						0,089
Total estimate or appropriation		602,600		382,700		435,000

By projects or functions	Obligations		
	Estimate, 1947	Estimate, 1946	Actual, 1945
1. Mining and milling, methods and cost.	\$107,115	\$70,368	\$64,339
2. Ferrous metallurgy	52,570	31,920	29,286
3. Determination of fundamental metallurgical constants	31,245	30,560	27,720
4. Ore dressing	69,815	48,930	45,399
5. Electrometallurgy	27,420	26,990	25,390
6. Mining and preparation of nonmetals	51,080	30,525	28,312
7. Mineral industries survey		18,105	16,595
8. Special metallurgical studies		9,520	8,874
9. Experimental tunnel	46,840	21,180	18,161
10. Mineral identification	21,590	13,840	12,886
11. Magnesium investigations	25,000	30,732	28,000
12. Chromium investigations		25,084	21,935
13. Geophysical investigations	56,495	55,141	51,252
14. Application of physics to mining	50,000		
15. Vacuum metallurgy and fusion electrolysis	20,000		
16. Overtime pay		4,805	46,837
Grand total obligations	602,600	417,700	424,994
Adjustments (see objects schedule for detail)		-35,000	+10,006
Total estimate or appropriation	602,600	382,700	435,000

Investigation and Development of Domestic Mineral Deposits, Except Fuels, Bureau of Mines—

Investigation and development of domestic mineral deposits, except fuels: For all expenses necessary to enable the Bureau of Mines to investigate, develop, and experimentally mine, on public lands and with the consent of the owner on private lands, deposits of minerals in the United States and its possessions, including surface and subsurface explorations, laboratory tests, the construction, maintenance, and repair of necessary camp buildings, mining structures and appurtenances, the lease of lands or buildings; purchase (not to exceed ten), operation, maintenance, and repair of passenger automobiles; and not to exceed \$65,000 for personal services in the District of Columbia; \$2,400,000: Provided, That the Director of the Bureau of Mines shall require owners of private property upon which work is performed to enter into contracts to repay the cost of such work through the assessment of royalties on the production of such minerals obtained therefrom as indicated by the Bureau's work: Provided further, That said Director, for the purposes of this appropriation, is authorized to accept lands, buildings, equipment, and other contributions from public or private sources and to prosecute projects in cooperation with other agencies, Federal, State, or private. (30 U. S. C. 1-11.)

Estimate 1947, \$2,400,000

By objects	Obligations					
	Estimate, 1947		Estimate, 1946		Actual, 1945	
	Man-years	Total salary	Man-years	Total salary	Man-years	Total salary
<b>PERSONAL SERVICES, DEPARTMENTAL</b>						
Clerical, administrative, and fiscal service:						
Grade 12. Range \$5,180 to \$6,020:						
Chief, budget and finance division	1	\$6,020				
Grade 5. Range \$2,320 to \$2,980	3	6,960				
Grade 4. Range \$2,100 to \$2,496	5	10,500				
Grade 3. Range \$1,902 to \$2,298	4	7,608				
Professional service:						
Grade 6. Range \$6,230 to \$7,070:						
Mining engineer	1	6,230				
Mechanical engineer	1	6,230				
Grade 5. Range \$5,180 to \$6,020:						
Mining engineer	2	10,360				
Grade 4. Range \$4,300 to \$5,180:						
Mining engineer	1	4,300				
Grade 3. Range \$3,640 to \$4,300:						
Mining engineer	1	3,640				
Total permanent, departmental	19	61,848				
Temporary employment, departmental	0.3	652				
All personal services, departmental	19.3	62,500				
<b>PERSONAL SERVICES, FIELD</b>						
Clerical, administrative, and fiscal service:						
Grade 5. Range \$2,320 to \$2,980	17	39,440				
Grade 4. Range \$2,100 to \$2,496	10	21,000				
Grade 3. Range \$1,902 to \$2,298	22	41,844				
Grade 2. Range \$1,704 to \$2,100	25	42,600				
Professional service:						
Grade 5. Range \$5,180 to \$6,020:						
Mining engineer	12	62,160				
Metallurgical engineer	5	25,900				
Grade 4. Range \$4,300 to \$5,180:						
Mining engineer	36	154,800				
Metallurgist	5	21,500				
Chemist	5	21,500				
Mechanical engineer	2	8,600				

By objects	Obligations					
	Estimate, 1947		Estimate, 1946		Actual, 1945	
	Man-years	Total salary	Man-years	Total salary	Man-years	Total salary
<b>PERSONAL SERVICES, FIELD—continued</b>						
Professional service—Continued						
Grade 3. Range \$3,640 to \$4,300:						
Mining engineer	21	\$76,440				
Analytical chemist	10	36,400				
Petrographer	3	10,920				
Metallurgist	10	36,400				
Spectroscopist	3	10,920				
Grade 2. Range \$2,980 to \$3,640	28	\$83,440				
Subprofessional service:						
Grade 8. Range \$2,980 to \$3,640	20	59,600				
Grade 7. Range \$2,650 to \$3,310	10	26,500				
Grade 5. Range \$2,100 to \$2,496	10	21,000				
Grade 4. Range \$1,902 to \$2,298	5	9,510				
Total permanent, field	259	\$10,474				
Temporary employment, field	272	680,000				
All personal services, field	531					
	1,490,474					
01 Personal services (net)	550.3					
	1,552,974					
<b>OTHER OBLIGATIONS</b>						
02 Travel		\$3,000				
03 Transportation of things		40,250				
04 Communication services		8,400				
05 Rents and utility services		33,000				
06 Printing and binding		2,500				
07 Other contractual services		130,000				
08 Supplies and materials		351,776				
09 Equipment		198,500				
Total other obligations		847,026				
Total estimate or appropriation		2,400,000				

**Coal Investigations, Bureau of Mines—**

Coal investigations: For all expenses necessary to enable the Bureau of Mines to investigate known coal deposits in the United States and its possessions; purchase (not to exceed three), operation, maintenance, and repair of passenger automobiles; purchase of books of reference and periodicals; purchase of special wearing apparel and equipment for the protection of employees while engaged in their work, and other items otherwise properly chargeable to the appropriation, "Contingent expenses, Department of the Interior"; and not to exceed \$30,000 for personal services in the District of Columbia; \$500,000; Provided, That the Director of the Bureau of Mines is authorized to carry on such investigations in cooperation with other agencies, Federal, State, or private. (30 U. S. C. 1-11.)

Estimate 1947, \$500,000

By objects	Obligations					
	Estimate, 1947		Estimate, 1946		Actual, 1945	
	Man-years	Total salary	Man-years	Total salary	Man-years	Total salary
<b>PERSONAL SERVICES, DEPARTMENTAL</b>						
Clerical, administrative, and fiscal service:						
Grade 5. Range \$2,320 to \$2,980	1	\$2,320				
Grade 4. Range \$2,100 to \$2,496	4	8,400				
Grade 3. Range \$1,902 to \$2,298	1	1,902				
Grade 2. Range \$1,704 to \$2,100	1	1,704				
Professional service:						
Grade 6. Range \$6,230 to \$7,070						
Mining engineer	1	6,230				
Grade 5. Range \$5,180 to \$6,020:						
Mining engineer	1	5,180				
Grade 2. Range \$2,980 to \$3,640	1	2,980				
All personal services, departmental	10	28,716				
<b>PERSONAL SERVICES, FIELD</b>						
Clerical, administrative, and fiscal service:						
Grade 5. Range \$2,320 to \$2,980	1	2,320				
Grade 4. Range \$2,100 to \$2,496	1	2,100				
Grade 3. Range \$1,902 to \$2,298	1	1,902				
Grade 2. Range \$1,704 to \$2,100	2	3,408				
Professional service:						
Grade 6. Range \$6,230 to \$7,070:						
Mining engineer	1	6,230				
Grade 5. Range \$5,180 to \$6,020:						
Mining engineer	1	5,180				
Grade 4. Range \$4,300 to \$5,180:						
Mining engineer	6	25,800				
Grade 3. Range \$3,640 to \$4,300:						
Chemist	1	3,640				
Grade 2. Range \$2,980 to \$3,640	2	5,960				
Grade 1. Range \$2,320 to \$2,980	1	2,320				
Subprofessional service:						
Grade 7. Range \$2,650 to \$3,310	1	2,650				
Grade 4. Range \$1,902 to \$2,298	3	5,706				
Total permanent, field	21	67,216				
Temporary employment, field	4.1	10,382				
All personal services, field	25.1	77,598				
01 Personal services (net)	35.1	106,314				

By objects	Obligations		
	Estimate, 1947	Estimate, 1946	Actual, 1945
<b>OTHER OBLIGATIONS</b>			
02 Travel	\$40,000		
03 Transportation of things	2,000		
04 Communication services	500		
05 Rents and utility services	12,500		
07 Other contractual services	298,686		
08 Supplies and materials	20,000		
09 Equipment	20,000		
Total other obligations	393,686		
Total estimate or appropriation	500,000		

**Working Fund, Interior, Bureau of Mines (Advance From Bureau of Reclamation, Interior)—**

By objects	Obligations					
	Estimate, 1947		Estimate, 1946		Actual, 1945	
	Man-years	Total salary	Man-years	Total salary	Man-years	Total salary
<i>Pilot-scale mining and nodule recovery investigations near Chamberlain, S. Dak.</i>						
<b>PERSONAL SERVICES, DEPARTMENTAL</b>						
Professional service:						
Grade 6. Range \$6,230 to \$7,070						
Assistant chief, mining branch	1	\$6,230	0.8	\$5,272		
<b>PERSONAL SERVICES, FIELD</b>						
Clerical, administrative, and fiscal service:						
Grade 6. Range \$2,650 to \$3,310	1	2,650	1	2,650		
Professional service:						
Grade 4. Range \$4,300 to \$5,180	2	9,040	2	8,600		
Total permanent, field	3	11,800	3	11,250		
Overtime pay, field				225		
All personal services, field	3	11,800	3	11,475		
01 Personal services (net)	4	18,030	3.8	16,747		
<b>OTHER OBLIGATIONS</b>						
02 Travel		3,000		3,000		
07 Other contractual services		64,000		93,000		
08 Supplies and materials		970		1,253		
Total other obligations		67,970		97,253		
Grand total obligations		86,000		114,000		
Advanced from Missouri River Basin (reimbursable)				-200,000		
1946 balance available in 1947		-86,000		+86,000		
Total estimate or appropriation						

**Oil and Gas Investigations, Bureau of Mines—**

Oil and gas investigations: For inquiries and investigations [and] dissemination of information concerning the mining, preparation, treatment, and utilization of petroleum and natural gas, and for every other expense incident thereto, including [supplies, equipment, newspapers, expenses of travel,] purchase, not to exceed [one] five, maintenance, operation, and repair of motor-propelled passenger-carrying vehicles [; purchase [of laboratory gloves, goggles, rubber boots, and aprons, \$579,000], in the District of Columbia and elsewhere of other items otherwise properly chargeable to the appropriation "Contingent expenses, Department of the Interior"; books of reference, periodicals and newspapers; and special wearing apparel and equipment for protection of employees while employed; \$837,000, of which not to exceed [\$45,000] \$55,000 may be expended for personal services in the District of Columbia. (5 U. S. C. 602; 30 U. S. C. 1-11; Act of July 3, 1945, Public Law 123.)

Estimate 1947, \$837,000

Appropriated 1946, \$579,000

By objects	Obligations					
	Estimate, 1947		Estimate, 1946		Actual, 1945	
	Man-years	Total salary	Man-years	Total salary	Man-years	Total salary
<b>PERSONAL SERVICES, DEPARTMENTAL</b>						
Clerical, administrative, and fiscal service:						
Grade 7. Range \$2,980 to \$3,640	1	\$3,090	1	\$3,031		
Grade 5. Range \$2,320 to \$2,980	2	4,750	1	2,405	0.9	\$1,904
Grade 4. Range \$2,100 to \$2,496	5	11,190	5	11,151	5.7	10,751
Grade 3. Range \$1,902 to \$2,298	5.5	10,791	3.5	6,939	5	8,026
Grade 2. Range \$1,704 to \$2,100	1	1,968	1	1,935	1.4	2,165
Professional service:						
Grade 7. Range \$7,175 to \$8,225:						
Chief, petroleum and natural gas division	0.4	3,132	0.4	3,132	0.2	1,208



BUREAU OF MINES—Continued

Oil and Gas Investigations, Bureau of Mines—Continued

By objects	Obligations					
	Estimate, 1947		Estimate, 1946		Actual, 1945	
<b>PERSONAL SERVICES, DEPARTMENTAL—COD.</b>						
Professional service—Continued						
Grade 6. Range \$6,230 to \$7,070:						
Assistant chief, petroleum and natural gas division	1	\$6,440	1	\$6,440	0.7	\$4,408
Refinery engineer					0.1	717
Grade 5. Range \$5,180 to \$6,020:						
Petroleum engineer	1	5,390	1	5,342	0.8	3,705
Refinery engineer	0.8	4,144	0.8	4,144	0.2	1,095
Grade 3. Range \$3,640 to \$4,300:						
Chemical engineer					0.5	1,653
Crafts, protective, and custodial service:						
Grade 3. Range \$1,572 to \$1,902:	1	1,638	1	1,590	0.6	792
Total permanent, departmental	18.7	52,503	15.7	46,109	16.1	36,424
Overtime pay, departmental				936		6,754
All personal services, departmental	18.7	52,503	15.7	47,045	16.1	43,178
<b>PERSONAL SERVICES, FIELD</b>						
Clerical, administrative, and fiscal service:					1	3,200
Grade 8. Range \$3,310 to \$3,970						
Grade 7. Range \$2,980 to \$3,640	1	3,640	1	3,640		
Grade 6. Range \$2,650 to \$3,310	1	2,750	1	2,722	0.6	1,447
Grade 5. Range \$2,320 to \$2,980	3	8,280	3	8,082	2.7	6,253
Grade 4. Range \$2,100 to \$2,496	6	12,798	4	8,499	1.5	2,763
Grade 3. Range \$1,902 to \$2,298	11	21,704	9	17,711	8.8	14,765
Grade 2. Range \$1,704 to \$2,100	6	10,620	5	8,502	4.1	6,097
Grade 1. Range \$1,506 to \$1,902	1	1,572	1	1,572	2.8	3,611
Professional service:						
Grade 6. Range \$6,230 to \$7,070:						
Supervising engineer	1.5	10,080	1.5	9,919	1	6,250
Petroleum engineer	2	12,880	1	6,577	1	5,800
Physical chemist	1	6,440	1	6,440	1	5,600
Refinery engineer					0.2	934
Grade 5. Range \$5,180 to \$6,020:						
Petroleum engineer	10	56,540	9	51,220	7.8	38,795
Refining engineer					0.3	1,575
Petroleum chemist	3	16,830	2	11,789	1.5	7,523
Engineer					1	5,000
Grade 4. Range \$4,300 to \$5,150:						
Petroleum engineer	10	44,980	6	27,208	7.4	28,523
Refining engineer	1	4,300	1	4,300		
Petroleum chemist	2	9,220	2	9,098	2.6	10,211
Physical chemist	7	30,960	3	13,760	3.8	15,025
Grade 3. Range \$3,640 to \$4,300:						
Petroleum engineer	14	52,280	8	30,229	8.8	28,913
Engineer					1	3,403
Chemical engineer	1	3,750	1	3,682	0.3	1,138
Petroleum chemist	1	3,970	1	3,801	2.5	7,970
Physical chemist	4.8	17,720	2.8	10,427	1	3,200
Chemist	3	11,250	3	11,233	3.4	10,940
Technologist	1	3,860	1	3,805	1.6	5,134
Plant supervisor	1	3,750	1	3,716	0.7	2,146
Grade 3. Range \$3,640 to \$4,300:						
Foreman, instrument maker	1	3,750	1	3,750	1	3,200
Grade 2. Range \$2,980 to \$3,640:	21	65,830	15	46,418	15.6	41,336
Grade 1. Range \$2,320 to \$2,980:	10	23,970	5	12,218	12.1	24,704
Subprofessional service:						
Grade 8. Range \$2,080 to \$3,640:	2	6,215	2	6,215	1.4	3,905
Grade 7. Range \$2,650 to \$3,310:	3	11,150	2	3,175	2.4	5,948
Grade 6. Range \$2,320 to \$2,980:	2	4,940	2	4,940	1.9	3,759
Grade 5. Range \$2,100 to \$2,496:	8	17,262	7	15,053	5.1	9,304
Grade 4. Range \$1,902 to \$2,298:	2	3,936	2	3,913	2.7	4,382
Grade 3. Range \$1,704 to \$2,100:	2	3,540	2	3,506	2.1	3,140
Grade 1. Range \$1,440 to \$1,836:	2	2,880	2	2,880	0.5	710
Crafts, protective, and custodial service:						
Grade 7. Range \$2,364 to \$2,870:	9	21,672	7	16,830	5.8	11,894
Grade 6. Range \$2,166 to \$2,562:	4	9,060	4	8,941	3.5	6,701
Grade 5. Range \$1,968 to \$2,364:	2	4,068	2	3,972	0.5	847
Grade 4. Range \$1,770 to \$2,166:	9	16,192	2	3,756	4.7	6,900
Grade 3. Range \$1,572 to \$1,902:	1	1,572	1	1,572		
Grade 2. Range \$1,440 to \$1,770:	3	4,650	3	4,594	2.7	3,435
Total permanent, field	173.3	551,171	126.3	399,995	130.4	356,381
Temporary employment, field				8,574	2.8	7,199
Overtime pay, field						66,274
All personal services, field	173.3	551,171	126.3	408,869	133.2	429,854
01 Personal services (net)	192	603,674	142	455,914	149.3	473,032
<b>OTHER OBLIGATIONS</b>						
02 Travel		57,775		30,275		27,238
03 Transportation of things		2,805		705		3,163
04 Communication services		3,695		3,055		425
05 Rents and utility services		19,700		15,200		15,113
07 Other contractual services		2,720		2,720		3,522
08 Supplies and materials		58,951		32,736		95,107
09 Equipment		87,680		38,355		48,662
13 Refunds, awards, and indemnities						250
Total other obligations		233,326		123,086		193,510
Grand total obligations		837,000		579,000		666,542
Reimbursements for services performed						-10,300
Net total obligations		837,000		579,000		656,242

By objects	Obligations		
	Estimate, 1947	Estimate, 1946	Actual, 1945
Covered into Treasury as miscellaneous receipts, Public Law 369			+ \$1,121
Estimated savings, unobligated balance			277
Total estimate or appropriation	\$837,000	\$579,000	657,640
<b>BY PROJECTS OR FUNCTIONS</b>			
1. Primary extraction of crude oil and natural gas	\$161,472	\$157,810	\$155,947
2. Secondary recovery and development of oil-impregnated surface and near-surface deposits	314,588	111,880	108,776
3. Transportation and storage of petroleum and natural gas	7,716	7,559	7,070
4. Chemistry and refining of petroleum	125,622	122,840	158,735
5. Thermodynamics of hydrocarbons	75,752	49,730	55,456
6. Administration, operation, and maintenance, Petroleum Experiment Station, Bartlesville, Okla.	151,850	119,380	107,530
7. Overtime pay		9,810	73,028
Grand total obligations	\$37,000	\$79,000	\$66,542
Adjustments (see objects schedule for detail)			-8,902
Total estimate or appropriation	837,000	579,000	657,640

Purchase of Land, Etc., Bartlesville, Okla., Bureau of Mines—

By objects	Obligations		
	Estimate, 1947	Estimate, 1946	Actual, 1945
01 Personal services (net)			\$2,754
<b>OTHER OBLIGATIONS</b>			
07 Other contractual services			65
08 Supplies and materials		\$2,548	658
Total other obligations		2,548	723
Grand total obligations		2,548	3,477
Prior year balance available in 1945			-6,025
1945 balance available in 1946		-2,548	+2,548
Total estimate or appropriation			

Expenses, Mining Experiment Stations, Bureau of Mines—

Mining experiment stations: For personal services, purchase of laboratory gloves, goggles, rubber boots, and aprons, maintenance, operation, and repair of motor-propelled passenger-carrying vehicles, and all other expenses in connection with the establishment, maintenance, and operation of mining experiment stations, as provided in the Act of March 3, 1915 (30 U. S. C. 8), **[\$962,200]** \$1,855,000, of which not to exceed **[\$23,000]** \$70,000 may be expended for personal services in the District of Columbia. (30 U. S. C. 1-11; Act of July 3, 1945, Public Law 123.)

Estimate 1947, **\$1,855,000** Appropriated 1946, **\$962,200**

By objects	Obligations					
	Estimate, 1947		Estimate, 1946		Actual, 1945	
<b>PERSONAL SERVICES, DEPARTMENTAL</b>						
Clerical, administrative, and fiscal service:						
Grade 10. Range \$3,970 to \$4,630:						
Liaison officer	1	\$4,190				
Grade 8. Range \$3,310 to \$3,970	1	3,310			0.3	\$840
Grade 7. Range \$2,980 to \$3,640	1	2,980				
Grade 6. Range \$2,650 to \$3,310	1	3,090	1	\$3,090	0.7	1,935
Grade 5. Range \$2,320 to \$2,980	3	6,960				
Grade 4. Range \$2,100 to \$2,496	3	6,300			0.7	1,350
Grade 3. Range \$1,902 to \$2,298	8.3	15,788	3.5	6,650	1.9	3,084
Grade 2. Range \$1,704 to \$2,100:	1	1,770	1	1,704		
Professional service:						
Grade 7. Range \$7,175 to \$8,225:						
Chief, metallurgical branch	1	7,175			0.3	2,186
Assistant to assistant director			1	7,175	1	6,500
Chief, mining branch	1	7,175				
Grade 6. Range \$6,230 to \$7,070:						
Chief, copper division			1	6,440	0.7	3,817
Grade 5. Range \$5,180 to \$6,020:						
Metallurgical engineer					0.1	383
Metallurgist	1	5,180				
Mining engineer	1	5,180				
Total permanent, departmental	23.3	69,098	7.5	25,059	5.7	20,095
Overtime pay, departmental				925		2,868
All personal services, departmental	23.3	69,098	7.5	25,984	5.7	22,963



By objects	Obligations						By objects	Obligations					
	Estimate, 1947		Estimate, 1946		Actual, 1945			Estimate, 1947		Estimate, 1946		Actual, 1945	
<b>PERSONAL SERVICES, FIELD</b>													
Clerical, administrative, and fiscal service:													
Grade 10. Range \$3,970 to \$4,030:													
Regional fiscal officer.....	1	\$4,050	1	\$4,050									
Grade 9. Range \$3,640 to \$4,300:													
Superintendent of electrical shops.....	1	3,750	1	3,653	0.1	\$266							
Administrative officer.....	1	3,750	1	3,750	1	3,300							
Grade 7. Range \$2,980 to \$3,640.....	3	9,050	1	2,884	2.9	7,635							
Grade 6. Range \$2,650 to \$3,310.....	1	2,760	1	2,680	2.1	5,156							
Grade 5. Range \$2,320 to \$2,980.....	10	26,340	10	26,315	10.6	23,397							
Grade 4. Range \$2,100 to \$2,496.....	25	53,084	7	15,174	4.9	9,430							
Grade 3. Range \$1,902 to \$2,298.....	22	42,504	10	19,480	2.8	4,521							
Grade 2. Range \$1,704 to \$2,100.....	3	5,310	3	5,310	2.5	3,947							
Grade 1. Range \$1,506 to \$1,902.....					0.1	95							
Professional service:													
Grade 7. Range \$7,175 to \$8,225:													
Metallurgical engineer.....					1	2,700							
Regional engineer.....					1.7	11,481							
Chemist.....					0.3	1,664							
Chief, Salt Lake City division.....	1	7,175	1	7,175									
Grade 6. Range \$6,230 to \$7,070:													
Chemist.....					0.7	3,757							
Chief, Tucson division.....					0.9	5,316							
Chief, Tuscaloosa division.....					1	6,000							
Metallurgist.....					1.9	10,505							
Chief, Boulder City division.....					0.2	1,208							
Regional officer.....					0.7	3,967							
Chief, College Park division.....					0.4	2,644							
Chief, Albany division.....					1	5,600							
Mining engineer.....					0.2	933							
Regional engineer.....					1	5,650							
Engineer.....	2	12,460	2	12,460	1	5,950							
Chief, Minneapolis division.....					0.4	1,864							
Chief, mining division.....	9	58,170	8	51,650									
Chief, metallurgical division.....	8	51,730	7	45,210									
Grade 5. Range \$5,180 to \$6,020:													
Chemical engineer.....	2	10,570	1	5,390									
Metallurgist.....	6	31,290	4	20,930	3.3	15,546							
Mining engineer.....	1	5,180	1	5,180	0.2	958							
Chief of special unit.....					1	4,600							
Physicist.....					0.9	4,950							
Electrochemist.....					1	5,000							
Chemist.....	2	10,570	1	5,390	1	4,600							
Metallurgical engineer.....	1	5,180			1	5,200							
Mining technologist.....	1	5,810	1	5,762	1	5,400							
Mechanical engineer.....	1	6,230	1	6,182	0.1	760							
Chemist petrographer.....	1	5,390	1	5,342									
Grade 4. Range \$4,300 to \$5,180:													
Metallurgical engineer.....	4	17,200											
Chemist petrographer.....					0.9	3,195							
Ceramic engineer.....	1	4,520	1	4,520	0.3	950							
Chemist.....	1	4,300			0.2	7,800							
Microscopist.....					0.4	1,727							
Chemical engineer.....	3	13,340	2	9,040	1	3,870							
Mining technologist.....	2	9,040	2	9,010	1	3,400							
Metallurgist.....	19	81,920	1	4,520	4.6	18,708							
Mineral mining engineer.....	22	94,640			0.8	3,162							
Superintendent, machine shop.....					0.7	2,405							
Engineer.....	1	5,180	1	5,036									
Grade 3. Range \$3,640 to \$4,300:													
Analytical chemist.....	1	3,750	1	3,670	1	3,225							
Mineralogist.....	1	3,970	1	3,915	1	3,450							
Mining engineer.....	4	14,560			0.7	2,150							
Electrical engineer.....					0.9	2,799							
General mechanical superintendent.....	1	3,750	1	3,657	0.2	532							
Technologist.....					0.5	1,686							
Analyst.....					2	6,875							
Physicist.....	1	3,750	1	3,750	1.2	4,065							
Chemist.....	12	45,400	7	27,006	7.2	23,281							
Chemical engineer.....	2	7,390	1	3,699	1.5	4,930							
Metallurgist.....	10	37,720	7	26,549	3.3	11,131							
Physical chemist.....	2	7,390	2	7,335									
Electrochemist.....	2	7,610	2	7,551									
Metallurgical engineer.....	2	7,280											
Grade 2. Range \$2,980 to \$3,640:													
Grade 1. Range \$2,320 to \$2,980:													
Subprofessional service:													
Grade 8. Range \$2,980 to \$3,640.....	1	3,090	1	3,010	2.6	6,977							
Grade 7. Range \$2,650 to \$3,310.....	4	11,040	3	8,267	3.3	7,694							
Grade 6. Range \$2,320 to \$2,980.....	32	75,010	9	21,346	2.1	4,192							
Grade 5. Range \$2,100 to \$2,496.....	4	8,598	3	6,498	2.9	5,613							
Grade 4. Range \$1,902 to \$2,298.....	5	9,708	4	7,770	2.6	4,230							
Grade 3. Range \$1,704 to \$2,100.....	3	5,244	3	5,221	1	1,491							
Grade 2. Range \$1,572 to \$1,968.....					1	1,387							
Crafts, protective, and custodial service:													
Grade 10. Range \$2,980 to \$3,640.....	2	6,070	2	6,070	2.9	7,787							
Grade 9. Range \$2,650 to \$3,310.....			1	2,670	1	2,700							
Grade 8. Range \$2,540 to \$3,200.....	2	5,300	2	5,300	2	4,000							
Grade 7. Range \$2,364 to \$2,876.....	10	24,586	11	26,834	12.1	25,541							
Grade 6. Range \$2,106 to \$2,502.....	7	15,492	9	19,733	1.7	3,072							
Grade 5. Range \$1,908 to \$2,364.....	6	11,874	5	9,853	1.2	1,960							
Grade 4. Range \$1,770 to \$2,166.....	6	11,092	7	12,714	5.8	8,705							
Grade 3. Range \$1,752 to \$1,902.....	1	1,704	3	4,767	1.4	1,937							
Grade 2. Range \$1,440 to \$1,770.....			1	1,440	1.3	1,788							
Total permanent, field.....	296	977,881	174	561,732	134	398,643							
Temporary employment, field.....	42	2,101,002	35	87,721	24	1,48,264							
Overtime pay, field.....				10,090		70,433							
All personal services, field.....	338	2,109,483	209	659,543	158	517,340							
Total, departmental and field.....	361.5		216.5		163.8								
Deduct subsistence and quarters furnished.....		1,148,581		685,527		540,303							
01 Personal services (net).....	361.5		216.5		163.8	539,773							
		1,148,581		685,527									
<b>OTHER OBLIGATIONS</b>													
02 Travel.....		\$92,350		\$31,050		\$10,896							
03 Transportation of things.....		40,800		21,950		5,427							
04 Communication services.....		12,050		7,200		393							
05 Rents and utility services.....		125,600		53,100		35,223							
06 Printing and binding.....		9,950		6,850									
07 Other contractual services.....		97,000		48,250		4,580							
08 Supplies and materials.....		202,157		120,561		211,696							
09 Equipment.....		124,912		66,712		105,100							
Total other obligations.....		705,419		355,673		373,315							
Grand total obligations.....		1,854,000		1,041,200		913,088							
Transferred to "Contingent expenses, Department of the Interior".....		+1,000		+1,000		+1,000							
Net total obligations.....		1,855,000		1,042,200		914,088							
Covered into Treasury as miscellaneous receipts, Public Law 369.....						+5,900							
Excess of obligations over appropriation due to Public Law 196.....						-80,000							
Estimated savings, unobligated balance.....						2,112							
Total estimate or appropriation.....		1,855,000		962,200		922,000							
<b>BY PROJECTS OR FUNCTIONS</b>													
1. Tucson, mining and metallurgy of southwestern ores.....		\$36,850		\$14,570		\$13,631							
2. Salt Lake City, non-ferrous metallurgy.....		126,065		113,520		109,961							
3. Minneapolis, preparation and smelting of Lake Superior iron and manganese ores.....		35,290		14,215		13,298							
4. Reno, mining treatment of rare and precious metals.....		29,090		23,420		23,071							
5. Seattle, beneficiation of coal and ores of the Pacific Northwest and Alaska.....		26,670		26,600		26,427							
6. Rolla, milling and ore dressing.....		68,780		29,550		28,316							
7. Tuscaloosa, beneficiation of southern coal and ores.....		106,685		106,210		101,637							
8. Boulder City, electrometallurgy.....		224,485		55,910		52,436							
9. College Park, experimental station.....		125,080		124,860		129,500							
10. Norris, electro-technical laboratory.....		75,875		75,385		68,995							
11. Pullman, magnesia metallurgy.....		16,510		16,420		15,418							
12. Albany, northwest electrodevelopment laboratory.....		161,920		158,450		114,934							
13. Preparation of synthetic talc.....		26,545		26,470		31,923							
14. Electrometallurgy of zinc and lead.....		31,785		31,700		20,026							
15. Electrometallurgy of Pacific Northwest iron, nickel, chromium ore.....		22,500		22,500		15,506							
16. Scappoose, High phosphorous iron treatment.....		20,000		20,000		25,539							
17. Conversion of quartz to vitreous silica.....		36,227		37,000		49,100							
18. Production of ductile zirconium from Oregon black sands.....		103,645		102,470									
19. Recovery of waste metals.....		60,000											
20. Raleigh station.....		110,000											
21. Electrothermic magnesium pilot plant.....		350,000											
22. Maintenance of field offices.....		30,000											
23. Black Hills mica project, South Dakota.....		50,000											
24. Tacnmit fragmentation investigations.....				11,015		73,301							
25. Overtime pay.....													
Grand total obligations.....		1,854,000		1,041,200		913,088							
Adjustments (see objects schedule for detail).....		+1,000		-79,000		+8,912							
Total estimate or appropriation.....		1,855,000		962,200		922,000							
<b>Metallurgical Research in Pilot Plants, Bureau of Mines—</b>													
<i>Metallurgical research in pilot plants: For all expenses necessary to enable the Bureau of Mines to conduct laboratory, pilot plant, and demonstration plant tests to establish methods for more effectively utilizing the mineral resources in the United States and its possessions, including the lease of lands or buildings; research on and development of processes for production and utilization of metals and nonmetallic minerals; construction of temporary buildings to house laboratories, pilot plants, and demonstration plants; operation, maintenance and repair of passenger automobiles; purchase of books, periodicals, and newspapers; and other items otherwise properly chargeable to the appropriation "Contingent expenses, Department of the Interior"; and not to exceed \$65,000 for personal services in the District of Columbia; \$2,000,000: Provided, That the Director of the Bureau of Mines, for the purposes of this appropriation, is authorized to accept lands, buildings, equipment and other contributions from public or private sources and to prosecute projects in cooperation with other agencies, Federal, State, or private. (30 U. S. C. 1-11.)</i>													
Estimate 1947, \$2,000,000													
<b>PERSONAL SERVICES, DEPARTMENTAL</b>													
Clerical, administrative, and fiscal service:													
Grade 9. Range \$3,640 to \$4,300:													
Chief of section.....	1	\$3,640											
Grade 6. Range \$2,650 to \$3,310.....	1	2,650											

BUREAU OF MINES—Continued

Metallurgical Research in Pilot Plants, Bureau of Mines—Con.

By objects	Obligations		
	Estimate, 1947	Estimate, 1946	Actual, 1945
<b>PERSONAL SERVICES, DEPARTMENTAL—CON.</b>			
Clerical, administrative, and fiscal service—Continued			
Grade 5. Range \$2,320 to \$2,980	3	\$5,960	
Grade 4. Range \$2,100 to \$2,496	7	14,700	
Grade 3. Range \$1,902 to \$2,298	5	9,510	
Professional service:			
Grade 4. Range \$4,300 to \$5,180:			
Metallurgical engineer	3	12,900	
Mineral technologist	2	8,600	
Crafts, protective and custodial service:			
Grade 3. Range \$1,572 to \$1,968	1	1,572	
Total permanent, departmental	23	60,532	
Temporary employment, departmental	1	1,968	
All personal services, departmental	24	62,500	
<b>PERSONAL SERVICES, FIELD</b>			
Clerical, administrative, and fiscal service:			
Grade 4. Range \$2,100 to \$2,496	41	86,100	
Professional service:			
Grade 5. Range \$5,180 to \$6,020:			
Mineral technologist	23	119,140	
Metallurgist	30	155,400	
Physical chemist	10	51,800	
Grade 4. Range \$4,300 to \$5,180:			
Chemist	23	98,900	
Metallurgist	5	21,500	
Grade 3. Range \$3,640 to \$4,300:			
Chemist	10	36,400	
Subprofessional service:			
Grade 7. Range \$2,650 to \$3,310	25	66,250	
Grade 6. Range \$2,320 to \$2,980	5	11,600	
Grade 5. Range \$2,100 to \$2,496	30	63,000	
Crafts, protective, and custodial service:			
Grade 7. Range \$2,364 to \$2,870	9	21,276	
Total permanent, field	211	731,366	
Temporary employment, field	117.6	294,054	
All personal services, field	328.6	1,025,420	
01 Personal services (net)	352.6	1,087,920	
<b>OTHER OBLIGATIONS</b>			
02 Travel		59,500	
03 Transportation of things		26,750	
04 Communication services		8,250	
05 Rents and utility services		69,000	
06 Printing and binding		5,500	
07 Other contractual services		49,000	
08 Supplies and materials		531,580	
09 Equipment		162,500	
Total other obligations		912,080	
Total estimate or appropriation		2,000,000	

Care, Etc., Buildings and Grounds, Bureau of Mines, Pittsburgh, Pa.—

Buildings and grounds, Pittsburgh, Pennsylvania: For care and maintenance of buildings and grounds at Pittsburgh and Bruceeton, Pennsylvania, including personal services, [the purchase of one and] operation, maintenance, and repair of passenger automobiles, and all other expenses requisite for and incident thereto, including not to exceed \$10,000, \$38,270 for additions and improvements, \$143,450, \$198,000. (30 U. S. C. 1-11; Act of July 3, 1945, Public Law 123.)

Estimate 1947, \$198,000

Appropriated 1946, \$143,450

By objects	Obligations		
	Estimate, 1947	Estimate, 1946	Actual, 1945
<b>PERSONAL SERVICES, FIELD</b>			
Clerical, administrative, and fiscal service:			
Grade 8. Range \$3,310 to \$3,970	1	\$3,970	1
Grade 4. Range \$2,100 to \$2,496	0.5	1,050	0.5
Grade 2. Range \$1,704 to \$2,100	2.5	4,491	2.5
Grade 1. Range \$1,506 to \$1,902			0.3
Professional service:			
Grade 6. Range \$6,230 to \$7,070:			
Assistant superintendent	1	6,230	
Grade 3. Range \$3,940 to \$4,300:			
Assistant to superintendent	0.5	1,820	0.5
Subprofessional service:			
Grade 7. Range \$2,650 to \$3,310	1	3,266	0.7
Total estimate or appropriation			2,000

By objects	Obligations		
	Estimate, 1947	Estimate, 1946	Actual, 1945
<b>PERSONAL SERVICES, FIELD—continued</b>			
Crafts, protective, and custodial service:			
Grade 7. Range \$2,364 to \$2,870	5	\$12,480	5
Grade 6. Range \$2,166 to \$2,562	8	17,922	8
Grade 5. Range \$1,968 to \$2,364			0.8
Grade 4. Range \$1,770 to \$2,166	15	28,464	14
Grade 3. Range \$1,572 to \$1,902	12	21,156	12
Grade 2. Range \$1,440 to \$1,770	10	15,051	10
Total permanent, field	56.5	115,900	54.5
Temporary employment, field			0.7
Overtime pay, field			2,430
All personal services, field	56.5	115,900	55.2
Deduct subsistence and quarters furnished			300
01 Personal services (net)	56.5	115,900	55.2
<b>OTHER OBLIGATIONS</b>			
03 Transportation of things			58
04 Communication services		5,000	5,000
05 Rents and utility services		14,000	14,000
07 Other contractual services		5,000	5,000
08 Supplies and materials		21,330	26,160
09 Equipment		500	500
10 Lands and structures		36,270	
Total other obligations		82,100	50,600
Grand total obligations		198,000	161,750
Excess of obligations over appropriation due to Public Law 106			-18,300
Covered into Treasury as miscellaneous receipts, Public Law 369			+2,200
Estimated savings, unobligated balance			1,303
Total estimate or appropriation	198,000	143,450	160,000

Protection of Experimental Coal-Mine Property From Mine Fire, Bureau of Mines—

By objects	Obligations		
	Estimate, 1947	Estimate, 1946	Actual, 1945
01 Personal services (net)			\$1,545
<b>OTHER OBLIGATIONS</b>			
02 Travel			79
03 Transportation of things			15
07 Other contractual services			20,980
08 Supplies and materials			948
Total other obligations			22,022
Grand total obligations			23,567
Prior year balance available in 1945			-43,978
Estimated savings, unobligated balance			20,411
Total estimate or appropriation			

Economies of Mineral Industries, Bureau of Mines—

Economies of mineral industries: For investigations, and the dissemination of information concerning the economic problems of the mining, quarrying, metallurgical, and other mineral industries, with a view to assuring ample supplies and efficient distribution of the mineral products of the mines and quarries, including studies and reports relating to uses, reserves, production, distribution, stocks, consumption, prices, and marketing of mineral commodities and primary products thereof; preparation of the reports of the mineral resources of the United States, including special statistical inquiries: purchase of furniture and equipment; stationery and supplies; newspapers; travel[ing] expenses; operation, maintenance, and repair of motor-propelled passenger-carrying vehicles; and for all other necessary expenses not included in the foregoing, \$515,000, of which not to exceed \$397,500, \$1,005,000 may be expended for personal services in the District of Columbia. (30 U. S. C. 1-11; Act of July 3, 1945, Public Law 123.)

Estimate 1947, \$1,190,000

Appropriated 1946, \$515,000

By objects	Obligations		
	Estimate, 1947	Estimate, 1946	Actual, 1945
<b>PERSONAL SERVICES, DEPARTMENTAL</b>			
Clerical, administrative, and fiscal service:			
Grade 13. Range \$6,230 to \$7,070:			
Chief commodity specialist	1	\$6,712	1
Grade 11. Range \$4,300 to \$5,180:			
Chief, statistical section	1	4,520	0.3
Total estimate or appropriation			1,075

By objects	Obligations					
	Estimate, 1947		Estimate, 1946		Actual, 1945	
<b>PERSONAL SERVICES, DEPARTMENTAL—COD.</b>						
Clerical, administrative, and fiscal service—Continued	Man-years	Total salary	Man-years	Total salary	Man-years	Total salary
Grade 10. Range \$3,970 to \$4,630.						
Administrative assistant	1	\$3,970				
Grade 9. Range \$3,640 to \$4,300:						
Technical advisers	2	7,830	0.7	\$2,730		
Grade 7. Range \$2,980 to \$3,640	11	33,780	4.7	15,025	3.4	\$9,973
Grade 6. Range \$2,650 to \$3,310	6	16,450	3	8,428	1.6	3,928
Grade 5. Range \$2,320 to \$2,980	37	94,933	24.5	63,217	24.3	49,783
Grade 4. Range \$2,100 to \$2,496	69	253,546	50.7	109,807	45.6	82,835
Grade 3. Range \$1,902 to \$2,298	83	163,704	47.3	92,464	28	46,416
Grade 2. Range \$1,704 to \$2,100	44	76,976	12.8	21,736	0.8	973
Professional service:						
Grade 8. Range \$8,750 to \$9,800:						
Mining engineer	1	8,750	1	8,750	0.1	667
Mineral economist	1	8,750	1	8,750	0.1	635
Grade 7. Range \$7,175 to \$8,225:						
Chief, economical and statistical branch	1	7,691	1	7,691	1	6,776
Assistant chief, economical and statistical branch	1	7,175	1	7,175	0.5	3,212
Mineral economist	3	24,069	0.7	4,381	0.7	4,657
Grade 6. Range \$6,230 to \$7,070:						
Chief, metal economics division	1	6,230	1	6,230	0.8	4,200
Chief, petroleum economics division	1	6,860	1	6,812	1	6,000
Chief, coal economics division	1	6,230			0.1	619
Chief, nonmetal economic division	1	6,440	1	6,440	1	5,706
Mineral economist	5	31,360	1.7	11,113	1.7	9,707
Chief, anthracite and coke section	1	6,230	1	6,230	0.5	2,778
Mining engineer	1	6,230	1	6,230	0.3	1,613
Economist	3	18,900				
Petroleum economist	1	6,230				
Foreign minerals specialist	2	12,460				
International commodity specialist	3	18,660				
Grade 5. Range \$5,180 to \$6,020:						
Assistant chief, coal economics division					0.5	2,300
Assistant chief, metal economics division	1	5,390	1	5,237	1	5,200
Assistant chief, anthracite and coke section					0.4	1,950
Assistant chief, nonmetal economics division	1	5,390	1	5,390	1	4,650
Economic analyst	2	10,780	2	10,772	2	9,300
Mineral economist	4	20,930	1	5,390	1.8	8,472
Statistician					1	4,760
Chief, accident analysis division	1	5,180	1	5,180		
Economist	5	25,900	1.1	6,475		
Foreign minerals specialist	3	15,540				
Assistant chief, accident analysis division	1	5,180				
International commodity specialist	2	10,360				
Grade 4. Range \$4,300 to \$5,180:						
Economic analyst	2	9,480	2	9,344	2	8,000
Mineral economist	7	30,980	4	17,623	4.3	16,368
Grade 3. Range \$3,640 to \$4,300:						
Mineral economist	16	60,110	9.3	35,481	8.3	27,182
Business specialist					0.5	1,576
Economic analyst					0.1	208
Economist	3	11,250	0.7	2,755		
Grade 2. Range \$2,980 to \$3,640	14	43,260	7.4	23,125	4.3	11,770
Grade 1. Range \$2,320 to \$2,980	1	2,430	1	2,422	1.2	2,508
Crafts, protective, and custodial service:						
Grade 3. Range \$1,572 to \$1,902	1	1,572	0.5	786		
Total permanent, departmental	345.2	1,002,197	188.4	530,966	140.9	350,518
Overtime pay, departmental				8,284		64,841
All personal services, departmental	345.2	1,002,197	188.4	539,220	140.9	415,359
<b>PERSONAL SERVICES, FIELD</b>						
Clerical, administrative, and fiscal service:						
Grade 5. Range \$2,320 to \$2,980	1	2,430	1	2,358	0.5	833
Grade 4. Range \$2,100 to \$2,496	5	10,967	5	10,927	4.4	8,115
Grade 3. Range \$1,902 to \$2,298	13	26,442	13	26,222	19.1	31,182
Grade 2. Range \$1,704 to \$2,100	2	3,606	2	3,591	10.4	14,407
Grade 1. Range \$1,506 to \$1,902					0.1	150
Professional service:						
Grade 8. Range \$8,750 to \$9,800:						
Foreign minerals specialist					0.2	1,667
Grade 6. Range \$6,230 to \$7,070:						
Mineral economist					0.8	5,165
Grade 4. Range \$4,300 to \$5,180:						
Mineral economist					1.5	5,634
Supervising engineer					1	3,800
Mineral technologist					1	4,189
Economic analyst	1	4,520	1	4,520		
Grade 3. Range \$3,640 to \$4,300:						
Statistician	2	8,050	2	8,000	2	6,850
Mineral economist	2	7,610	2	7,581	1.3	4,170
Economic analyst	1	3,970	1	3,945	1	3,375
Grade 2. Range \$2,980 to \$3,640	1	3,200	1	3,200	2.1	5,230
Grade 1. Range \$2,320 to \$2,980	1	2,430	1	2,383	0.8	1,400
Subprofessional service:						
Grade 5. Range \$2,100 to \$2,496					0.2	300
Crafts, protective, and custodial service:						
Grade 2. Range \$1,440 to \$1,770					0.2	200
Total permanent, field	29	73,225	29	72,727	46.6	96,667
Temporary employment, field					2	5,155
Overtime pay, field				1,666		19,400
All personal services, field	29	73,225	29	74,393	48.6	120,862
01 Personal services (net)	374.2	1,075,422	217.4	613,613	189.5	536,221

By objects	Obligations				
	Estimate, 1947	Estimate, 1946	Actual, 1945		
<b>OTHER OBLIGATIONS</b>					
02 Travel	\$19,670	\$8,170	\$9,647		
03 Transportation of things	300	300	370		
04 Communication services	8,350	5,000	1,768		
05 Rents and utility services	35,300	13,877	1,073		
07 Other contractual services	3,880	3,880	4,423		
08 Supplies and materials	30,353	12,635	9,401		
09 Equipment	16,725	7,525	8,514		
13 Refunds, awards, and indemnities			30		
Total other obligations	114,578	51,387	35,226		
Grand total obligations	1,190,000	665,000	571,447		
Received by transfer from "Salaries and expenses, Solid Fuels Administration for War"		-150,000			
Net total obligations	1,190,000	515,000	571,447		
Covered into Treasury as miscellaneous receipts, Public Law 369			+1,225		
Estimated savings, unobligated balance			2,328		
Total estimate or appropriation	1,190,000	515,000	575,000		
<b>BY PROJECTS OR FUNCTIONS</b>					
1. Office of chief of branch	\$28,723	\$19,520	\$19,557		
2. Metal economics division	259,257	164,050	169,629		
3. Nonmetal economics division	102,470	78,220	78,524		
4. Petroleum economics division	63,170	61,410	61,626		
5. Coal economics division	388,720	187,640	37,790		
6. Foreign minerals economic division	167,430	65,550	66,592		
7. Accident analysis division	80,240	53,680	53,869		
8. Industrial surveys division	100,000	25,000			
9. Overtime pay		9,920	83,881		
Grand total obligations	1,190,000	665,000	571,447		
Adjustments (see objects schedule for detail)		-150,000	3,553		
Total estimate or appropriation	1,190,000	515,000	575,000		
<b>Working Fund, Interior, Bureau of Mines (Advance From War Production Board)</b>					
By objects	Obligations				
	Estimate, 1947	Estimate, 1946	Actual, 1945		
<i>For collection of mineral statistics</i>					
<b>PERSONAL SERVICES, DEPARTMENTAL</b>					
Clerical, administrative, and fiscal service:	Man-years	Total salary	Man-years	Total salary	
Grade 4. Range \$2,100 to \$2,496			0.8	\$1,513	
Overtime pay, departmental				328	
All personal services, departmental			0.8	1,841	
<b>PERSONAL SERVICES, FIELD</b>					
Clerical, administrative, and fiscal service:					
Grade 6. Range \$2,650 to \$3,310			0.2	562	
Grade 5. Range \$2,320 to \$2,980		0.5	\$1,160	0.9	1,666
Grade 4. Range \$2,100 to \$2,496		0.5	1,050	0.9	1,488
Grade 3. Range \$1,902 to \$2,298		6	11,412	9.1	14,816
Grade 2. Range \$1,704 to \$2,100		12.5	22,482	24.8	36,431
Professional service:					
Grade 3. Range \$3,640 to \$4,300:					
Mineral economist			0.5	1,599	
Grade 2. Range \$2,980 to \$3,640		0.8	2,384	0.9	2,166
Grade 1. Range \$2,320 to \$2,980		0.7	1,356		
Subprofessional service:					
Grade 5. Range \$2,100 to \$2,496		0.5	1,050	0.2	450
Grade 4. Range \$1,902 to \$2,298				0.6	945
Crafts, protective, and custodial service:					
Grade 2. Range \$1,440 to \$1,770		0.5	720	1.2	1,425
Total permanent, field		21.3	40,258	40.0	62,904
Temporary employment, field				0.5	1,473
Overtime pay, field			2,187		13,618
All personal services, field		21.3	42,445	40.5	77,995
01 Personal services (net)		21.3	42,445	41.3	79,836
<b>OTHER OBLIGATIONS</b>					
02 Travel		400	434		
03 Transportation of things			11		
04 Communication services		2,400	2,326		
05 Rents and utility services		100	105		
07 Other contractual services		400	341		
08 Supplies and materials		1,969	2,130		
09 Equipment			27		
Total other obligations		5,269	5,374		
Grand total obligations		47,714	85,210		
Advanced from War Production Board			-70,000		
1945 year balance available in 1945			-62,924		
1945 balance available in 1946		-47,714	+47,714		
Total estimate or appropriation					

BUREAU OF MINES—Continued

Investigation of Raw-Material Resources for Steel Production, Bureau of Mines (National Defense)—

Investigation of raw-material resources for steel production (national defense): For all expenses, without regard to section 3709, Revised Statutes, necessary to enable the Bureau of Mines to develop individual deposits of minerals useful in the steel industry the existence of which is known, and concerning which preliminary geological or other reports are available from State mineral agencies, previous investigations of the Bureau of Mines, or other sources; to conduct geophysical surveys, surface and subsurface exploration on such deposits; to conduct laboratory, pilot plant, and demonstration-plant tests to establish methods for utilizing more fully the products of such deposits; including the purchase or lease of land or buildings; mineralogical explorations for and development of sources of ferrous, nonferrous, or nonmetallic minerals useful in alloying or coating by plating or otherwise of iron and steel to reduce or eliminate corrosion, and the research and development of commercial processes therefor; construction of buildings to house laboratories, pilot plants, or demonstration plants; procurement of necessary materials, ores, and equipment; travel expenses; operation, maintenance, and repair of passenger-carrying automobiles; not to exceed \$75,000 for temporary employment of engineers, architects, or firms or corporations thereof, by contract or otherwise, without regard to civil-service and classification laws, necessary to carry out the provisions of this appropriation; printing and binding; purchase in the District of Columbia or elsewhere of furniture and equipment, and purchase of special wearing apparel or equipment for the protection of employees while engaged in their work; purchase in the District of Columbia and elsewhere of other items otherwise properly chargeable to the appropriation "Contingent expenses, Department of the Interior"; and not to exceed \$40,000 for personal services in the District of Columbia, \$1,250,000: *Provided*, That the Secretary, acting through the Director of the Bureau of Mines, is hereby authorized to accept buildings, equipment, and other contributions from public or private sources and to carry out the projects in cooperation with other agencies, Federal, State, or private. (30 U. S. C. 1-11; Act of July 3, 1945, Public Law 123.)

Appropriated 1946, \$1,250,000

By objects	Obligations					
	Estimate, 1947		Estimate, 1946		Actual, 1945	
	Man-years	Total salary	Man-years	Total salary	Man-years	Total salary
<b>PERSONAL SERVICES, DEPARTMENTAL</b>						
Clerical, administrative, and fiscal service:						
Grade 9. Range \$3,640 to \$4,300:						
Assistant to administrative officer.....			0.3	\$532		
Grade 5. Range \$2,320 to \$2,980.....			0.6	1,590	0.8	1,405
Grade 4. Range \$2,100 to \$2,496.....			2	4,530	2.8	5,598
Grade 3. Range \$1,902 to \$2,298.....			8.6	17,025	5.2	8,622
Grade 2. Range \$1,704 to \$2,100.....			0.6	1,062	0.3	468
Professional service:						
Grade 7. Range \$7,175 to \$8,225:						
Chief, mining division.....			0.6	4,305	1	6,500
Grade 6. Range \$6,230 to \$7,070:						
Mechanical mining engineer.....			0.6	3,864	0.2	1,425
Mining engineer.....					0.7	3,967
Industrial engineer.....			0.6	3,738	0.3	1,950
Grade 4. Range \$4,300 to \$5,180:						
Mining engineer.....			0.6	2,580	0.9	3,108
Metal technologist.....					0.1	413
Metallurgist.....					0.7	2,544
Attorney.....			0.6	2,580		
Grade 3. Range \$3,640 to \$4,300:						
Attorney.....					0.1	3,800
Grade 2. Range \$2,980 to \$3,640.....					0.8	2,160
Grade 1. Range \$2,320 to \$2,980.....			0.6	1,392	0.2	359
Total permanent, departmental.....			15.4	42,666	14.4	42,851
Overtime pay, departmental.....				1,260		7,089
All personal services, departmental.....			15.4	43,926	14.4	49,940
<b>PERSONAL SERVICES, FIELD</b>						
Clerical, administrative, and fiscal service:						
Grade 7. Range \$2,980 to \$3,640.....			1	2,980	0.9	2,418
Grade 6. Range \$2,650 to \$3,310.....			1.2	3,605	2	4,700
Grade 5. Range \$2,320 to \$2,980.....			6	13,920	7.6	15,597
Grade 4. Range \$2,100 to \$2,496.....			16	33,600	16.7	30,549
Grade 3. Range \$1,902 to \$2,298.....			33	62,766	34.7	56,348
Grade 2. Range \$1,704 to \$2,100.....			31	52,824	35.7	51,412
Grade 1. Range \$1,506 to \$1,902.....			4	6,024	3.8	4,811
Professional service:						
Grade 6. Range \$6,230 to \$7,070:						
Fuel technician.....					0.3	1,876
Grade 5. Range \$5,180 to \$6,020:						
Industrial engineer.....					0.6	3,067
Metallurgist.....			2	10,360	2.1	9,977
District engineer.....			1	4,600	1	4,600
Fuel engineer.....					0.3	1,248
Mining engineer.....			2	10,570	4.8	22,524
Chemical engineer.....			1	4,600		
Grade 4. Range \$4,300 to \$5,180:						
Geophysicist.....					0.3	1,425
Attorney.....					1	3,800
Ceramic engineer.....					0.6	2,375

By objects	Obligations					
	Estimate, 1947		Estimate, 1946		Actual, 1945	
	Man-years	Total salary	Man-years	Total salary	Man-years	Total salary
<b>PERSONAL SERVICES, FIELD—continued</b>						
Professional service—Continued						
Grade 4. Range \$4,300 to \$5,180—Con.						
Chemist.....			1.2	\$5,880	2.2	\$8,123
Chemical engineer.....					1.6	5,865
Metallurgist.....			4	15,200	5.8	21,644
Mining engineer.....			19.4	84,560	28.9	111,143
Technologist.....					0.8	2,540
Supervising engineer.....			1	3,800		
Grade 3. Range \$3,640 to \$4,300:						
Attorney.....					0.8	2,507
Analytical chemist.....					0.8	2,660
Fuel engineer.....					0.8	2,560
Spectrographer.....					0.9	2,933
Chemist petrographer.....					1	3,200
Petrographer.....					0.4	1,220
Chemical engineer.....					1.7	5,763
Technologist.....			2	7,280	2.4	7,966
Chemist.....			1	3,640	1.2	3,750
Engineer.....			1	3,640	3	9,725
Mining engineer.....			10	36,620	17	54,760
Metallurgist.....			6	22,170	8.3	27,361
Geophysicist.....			1	3,640		
Grade 2. Range \$2,980 to \$3,640.....			15	44,700	28.6	74,739
Grade 1. Range \$2,320 to \$2,980.....			10	23,200	12	24,322
Subprofessional service:						
Grade 8. Range \$2,980 to \$3,640.....			4	11,920	3.6	9,428
Grade 7. Range \$2,650 to \$3,310.....			4	10,600	5.8	13,690
Grade 6. Range \$2,320 to \$2,980.....			8	18,560	7.7	15,915
Grade 5. Range \$2,100 to \$2,496.....			10	21,000	11.3	20,492
Grade 4. Range \$1,902 to \$2,298.....			8	15,216	11.2	17,662
Grade 3. Range \$1,704 to \$2,100.....			6	10,224	11.4	16,926
Grade 2. Range \$1,572 to \$1,968.....			1	1,572	1.9	2,732
Grade 1. Range \$1,440 to \$1,836.....			1	1,440	0.7	882
Crafts, protective, and custodial service:						
Grade 9. Range \$2,650 to \$3,310.....			0.6	1,590		
Grade 8. Range \$2,340 to \$3,200.....			0.6	1,788	0.4	910
Grade 7. Range \$2,364 to \$2,870.....			1	2,430	1.7	3,402
Grade 6. Range \$2,166 to \$2,552.....			2	4,332	3.6	6,713
Grade 5. Range \$1,968 to \$2,354.....			1	2,166	1.6	2,827
Grade 4. Range \$1,770 to \$2,156.....			2	3,408	4.8	7,283
Grade 3. Range \$1,572 to \$1,902.....			4.7	7,404	6.7	8,026
Grade 2. Range \$1,440 to \$1,770.....			1	1,440	2.8	3,310
Total permanent, field.....			224.7	575,269	305.8	720,636
Temporary employment, field.....			85.1	215,283	171.1	427,995
Overtime pay, field.....				14,022		141,864
All personal services, field.....			309.8	804,574	476.9	1,290,495
Total, departmental and field.....			325.2	848,500	491.3	1,340,435
Deduct subsistence and quarters furnished.....						290
01 Personal services (net).....			325.2	848,500	491.3	1,340,145
<b>OTHER OBLIGATIONS</b>						
02 Travel.....				16,000		70,937
03 Transportation of things.....				5,500		28,432
04 Communication services.....				1,500		10,776
05 Rents and utility services.....				12,500		25,937
06 Printing and binding.....				1,000		527
07 Other contractual services.....				120,000		567,074
08 Supplies and materials.....				50,000		535,159
09 Equipment.....				15,000		299,496
10 Lands and structures.....						355,082
13 Refunds, awards, and indemnities.....						20
Total other obligations.....				221,500		1,893,430
Grand total obligations.....				1,070,000		3,233,575
Reimbursements for services performed.....						—403
Net total obligations.....				1,070,000		3,233,172
Covered into Treasury as miscellaneous receipts, Public Law 369.....						+12,030
Transferred from "Gaseous and solid fuel reduction of iron ores, Bureau of Mines (National defense)".....						—247,480
Estimated savings, unobligated balance.....				180,000		2,278
Total estimate or appropriation.....				1,250,000		3,000,000

Gaseous and Solid Fuel Reduction of Iron Ores, Bureau of Mines (National Defense)—

By objects	Obligations		
	Estimate, 1947	Estimate, 1946	Actual, 1945
Transferred to "Investigation of raw material resources for steel production, Bureau of Mines (national defense)".....			\$247,480
Estimated savings, unobligated balance.....			2,520
Total estimate or appropriation.....			250,000

**Construction and Equipment of Helium Plants, Bureau of Mines—**

Construction and equipment of helium plants: The unobligated balance of the funds appropriated under this head in the Interior Department Appropriation Act, 1943, as supplemented in the Second Supplemental National Defense Appropriation Act, 1943, is hereby continued available until June 30, 1946, and the limitation on the amount available for personal services in the District of Columbia from the entire amount appropriated under this head is hereby increased from \$100,000 to \$110,000, 1947. (50 Stat 885; 50 U. S. C. 161-166; Act of July 3, 1945, Public Law 123.)

By objects	Obligations					
	Estimate, 1947		Estimate, 1946		Actual, 1945	
	Man-years	Total salary	Man-years	Total salary	Man-years	Total salary
<b>PERSONAL SERVICES, DEPARTMENTAL</b>						
Clerical, administrative, and fiscal service:						
Grade 12. Range \$5,180 to \$6,020:			1	\$6,020		
Chief, budget and finance division.....					3.2	\$5,993
Grade 4. Range \$2,100 to \$2,496.....					2.4	3,737
Grade 3. Range \$1,902 to \$2,298.....						
Professional service:						
Grade 5. Range \$5,180 to \$6,020:			1	5,390	1	4,600
Attorney.....						
Total permanent, departmental.....			2	11,410	6.6	14,330
Overtime pay, departmental.....				105		2,737
All personal services, departmental.....			2	11,515	6.6	17,067
<b>PERSONAL SERVICES, FIELD</b>						
Clerical, administrative, and fiscal service:						
Grade 10. Range \$3,970 to \$4,630:					0.2	875
Inspector of engineering.....						
Grade 8. Range \$3,310 to \$3,970:					0.2	500
Administrative assistant.....						
Foreman, helium plant operator.....			0.5	1,655		
Grade 7. Range \$2,980 to \$3,640:			1	3,090	0.2	433
Grade 5. Range \$2,320 to \$2,980.....	1	\$2,870	1	2,700	0.3	683
Grade 4. Range \$2,100 to \$2,496.....					0.7	1,118
Grade 3. Range \$1,902 to \$2,298.....			0.5	995	1.9	3,165
Grade 2. Range \$1,704 to \$2,100.....					0.3	418
Professional service:						
Grade 7. Range \$7,175 to \$8,225:						
Helium engineer.....					0.3	2,166
Grade 5. Range \$5,180 to \$6,020:						
Petroleum engineer.....	0.2	1,078	0.5	2,642	0.3	1,533
Helium engineer.....			0.5	2,852	1	5,000
Mechanical engineer.....					1	5,160
Grade 4. Range \$4,300 to \$5,180:						
Natural gas engineer.....					0.2	633
Chemical engineer.....					0.1	1,966
Grade 3. Range \$3,640 to \$4,300:						
Petroleum engineer.....					0.3	1,067
Grade 2. Range \$2,980 to \$3,640.....					0.3	758
Subprofessional service:						
Grade 3. Range \$1,704 to \$2,100.....					0.9	1,373
Crafts, protective, and custodial service:						
Grade 5. Range \$1,968 to \$2,364.....					1.1	1,844
Unclassified.....			34.5	86,215	6.5	13,073
Total permanent, field.....	1.2	3,948	38.5	100,209	16.1	41,405
Temporary employment, field.....			2	4,450	0.6	1,335
Overtime pay, field.....				352		5,146
All personal services, field.....	1.2	3,948	40.5	105,011	16.7	47,886
Total, departmental and field.....	1.2	3,948	42.5	116,526	23.3	64,953
Deduct quarters and subsistence furnished.....				900		434
01 Personal services (net).....	1.2	3,948	42.5	115,626	23.3	64,519
<b>OTHER OBLIGATIONS</b>						
02 Travel.....		1,000		2,080		2,130
03 Transportation of things.....		300		21,500		532
04 Communication services.....		100		150		500
05 Rents and utility services.....				20		
07 Other contractual services.....				16,000		
08 Supplies and materials.....				27,764		71,267
09 Equipment.....				1,200		6,486
10 Lands and structures.....		533,392		122,000		72,358
Total other obligations.....		534,792		190,714		153,273
Grand total obligations.....		538,740		306,340		217,792
Reimbursements for services performed.....						-616
Reappropriation of prior year balance for 1945.....						-1,823,256
Reappropriation of 1945 balance for 1946.....				-1,105,080		+1,105,080
Reappropriation of 1946 balance for 1947.....		-538,740		+538,740		
Net total obligations.....				-260,000		-499,000
Covered into Treasury as miscellaneous receipts, Public Law 369.....						+1,000
Carried to surplus fund, Public Law 127.....						+500,000
Estimated savings, unobligated balance.....				260,000		
Total estimate or appropriation.....						

**Manganese Beneficiation Pilot Plants and Research, Bureau of Mines (National Defense)—**

[Manganese beneficiation pilot plants and research (national defense): For all necessary expenses, without regard to section 3709, Revised Statutes, of investigations and development of methods of beneficiating and smelting domestic manganese ores, including ore dressing, hydrometallurgy, pyrometallurgy, and for the production of metallic manganese by electrolytic or other methods, including all necessary preliminary and supplemental laboratory research; maintenance and operation of pilot plants; procurement of necessary materials and ores for metallurgical tests; supplies and equipment; travel expenses; personal services in the District of Columbia (not to exceed \$16,000); printing and binding (not to exceed \$1,000); purchase in the District of Columbia and elsewhere of furniture and equipment, stationery and supplies; operation, maintenance, and repair of motor-propelled passenger-carrying vehicles; purchase of special wearing apparel or equipment for the protection of employees while engaged in their work, \$450,000: *Provided*, That the Secretary, acting through the Director of the Bureau of Mines, is hereby authorized to accept buildings, equipment, and other contributions from public or private sources offering to cooperate in carrying out the purpose of this appropriation, and to operate such plants in cooperation with other departments or agencies of the Federal Government, States, and State agencies, and other organizations.] (50 U. S. C. 1-11; Act of July 3, 1945, Public Law 123.)

Appropriated 1946, \$450,000

By objects	Obligations					
	Estimate, 1947		Estimate, 1946		Actual, 1945	
	Man-years	Total salary	Man-years	Total salary	Man-years	Total salary
<b>PERSONAL SERVICES, DEPARTMENTAL</b>						
Clerical, administrative, and fiscal service:						
Grade 13. Range \$6,230 to \$7,070:						
Special liaison officer.....			0.2	\$1,019		
Grade 5. Range \$2,320 to \$2,980.....			1	2,320		
Grade 4. Range \$2,100 to \$2,496.....			2	4,200	1.2	\$2,205
Grade 3. Range \$1,902 to \$2,298.....			2.1	3,980	5.8	9,480
Grade 2. Range \$1,704 to \$2,100.....					0.1	60
Professional service:						
Grade 5. Range \$5,180 to \$6,020:						
Metallurgist.....			1	4,600	1	4,600
Total permanent, departmental.....			6.3	16,119	8.1	16,345
Overtime pay, departmental.....				540		3,427
All personal services, departmental.....			6.3	16,659	8.1	19,772
<b>PERSONAL SERVICES, FIELD</b>						
Clerical, administrative, and fiscal service:						
Grade 11. Range \$4,300 to \$5,180:						
Superintendent, mechanical shop.....			1	4,300	0.3	1,265
Grade 6. Range \$2,650 to \$3,310.....						1.0 2,380
Grade 4. Range \$2,100 to \$2,496.....			3	6,300	0.8	1,275
Grade 3. Range \$1,902 to \$2,298.....			6.0	12,012	6.6	10,589
Grade 2. Range \$1,704 to \$2,100.....			5.3	9,221	12.8	18,432
Grade 1. Range \$1,506 to \$1,902.....			1	1,506	0.1	115
Professional service:						
Grade 5. Range \$5,180 to \$6,020:						
Metallurgist.....			3	15,540	3.2	14,616
Grade 4. Range \$4,300 to \$5,180:						
Metallurgist.....					1	4,326
Superintendent, experiment station.....					1	3,800
Chemist.....			2	6,400	1.5	5,904
Superintendent, electrical shop.....			1	4,300		
Grade 3. Range \$3,640 to \$4,300:						
Chemist.....			1	3,640	0.7	2,287
Chemical engineer.....			1	3,640	1	3,200
Technician.....					1.4	4,582
Metallurgist.....			6	21,840	6.4	20,517
Metallurgical engineer.....					0.1	277
Technologist.....			2	7,280		
Grade 2. Range \$2,980 to \$3,640.....			4	11,920	8.8	23,392
Grade 1. Range \$2,320 to \$2,980.....			1	2,320	0.4	833
Subprofessional service:						
Grade 8. Range \$2,980 to \$3,640.....						0.1 267
Grade 6. Range \$2,320 to \$2,980.....						0.6 1,168
Grade 5. Range \$2,100 to \$2,496.....					2.2	4,135
Grade 4. Range \$1,902 to \$2,298.....			3	5,706	2.9	4,221
Grade 3. Range \$1,704 to \$2,100.....			3	5,106	3	5,066
Grade 2. Range \$1,572 to \$1,968.....					0.1	148
Crafts, protective, and custodial service:						
Grade 6. Range \$2,166 to \$2,562.....						0.4 750
Grade 3. Range \$1,572 to \$1,902.....			1	1,572	2.6	3,585
Total permanent, field.....			45.3	124,703	59.0	137,440
Temporary employment, field.....			60.3	150,968	101.2	253,039
Overtime pay, field.....				2,970		27,188
All personal services, field.....			105.6	278,641	160.2	417,637
Total, departmental and field.....			111.9	295,300	168.3	457,409
Deduct subsistence and quarters furnished.....						690
01 Personal services (net).....			111.9	295,300	168.3	436,719

BUREAU OF MINES—Continued

Manganese Beneficiation Pilot Plants and Research, Bureau of Mines (National Defense)—Continued

By objects	Obligations		
	Estimate, 1947	Estimate, 1946	Actual, 1945
<b>OTHER OBLIGATIONS</b>			
02 Travel .....		\$2,500	\$3,733
03 Transportation of things .....		6,000	9,683
04 Communication services .....		1,500	3,500
05 Rents and utility services .....		14,000	14,472
06 Printing and binding .....			234
07 Other contractual services .....		3,000	4,421
08 Supplies and materials .....		60,000	116,337
09 Equipment .....		17,700	58,041
13 Refunds, awards, and indemnities .....			500
Total other obligations .....		104,700	210,921
Grand total obligations .....		400,000	647,640
Carried to surplus fund, Public Law 127 Covered into Treasury as miscellaneous receipts, Public Law 369 .....			+100,000
Estimated savings, unobligated balance .....		50,000	1,430
Total estimate or appropriation .....		450,000	750,000

Production of Alumina From Low-Grade Bauxite, Aluminum Clays and Alunite, Bureau of Mines (National Defense)—

Production of alumina from low-grade bauxite, aluminum clays and alunite (national defense): For all expenses necessary, without regard to section 3709, Revised Statutes, to the conduct of investigations and research on processes for production of alumina from siliceous bauxites, aluminum clays and alunite, including all necessary laboratory research; maintenance and operation of small subcommercial plants; procurement of necessary materials and ores; construction and equipment of buildings to house testing and subcommercial plant units; not to exceed \$30,000 for temporary employment of engineers, architects, or firms or corporations thereof, by contract or otherwise, without regard to the civil-service and classification laws, that are necessary to design and construct the buildings and plant units; purchase of supplies and equipment; travel expenses; not to exceed \$29,200 for personal services in the District of Columbia; purchase of furniture and equipment, stationery and supplies; purchase of special wearing apparel or equipment for protection of employees engaged in their work, \$650,000. (30 U. S. C. 1-11; Act of July 3, 1945, Public Law 123.)

Appropriated 1946, \$650,000

By objects	Obligations		
	Estimate, 1947	Estimate, 1946	Actual, 1945
<b>PERSONAL SERVICES, DEPARTMENTAL</b>			
Clerical, administrative, and fiscal service:	Man- years	Total salary	Man- years
Grade 13. Range \$6,230 to \$7,070:			Total salary
Special liaison officer .....			1 \$5,650
Grade 6. Range \$2,650 to \$3,310 .....			0.5 1,132
Grade 5. Range \$2,320 to \$2,980 .....		2 \$4,640	0.3 500
Grade 4. Range \$2,100 to \$2,496 .....		5.4 11,288	2.8 4,295
Grade 3. Range \$1,902 to \$2,298 .....		3.3 6,384	3.4 5,261
Grade 2. Range \$1,704 to \$2,100 .....		0.6 1,136	0.1 120
Professional service:			
Grade 5. Range \$5,180 to \$6,020:			
Industrial specialist .....			1 4,700
Chemical engineer .....			0.8 3,450
Mineral technologist .....		0.6 3,452	
Grade 4. Range \$4,300 to \$5,180:			
Metallurgist .....		0.6 2,866	
Grade 2. Range \$2,980 to \$3,640 .....			0.1 113
Grade 1. Range \$2,320 to \$2,980 .....			1.5 3,062
Subprofessional service:			
Grade 5. Range \$2,100 to \$2,496 .....			0.6 1,002
Total permanent, departmental .....	12.5	29,766	12.1 29,285
Overtime pay, departmental .....		1,044	5,080
All personal services, departmental .....	12.5	30,810	12.1 34,365
<b>PERSONAL SERVICES, FIELD</b>			
Clerical, administrative, and fiscal service:			
Grade 6. Range \$2,650 to \$3,310 .....	1.4	3,607	0.4 863
Grade 5. Range \$2,320 to \$2,980 .....	2	4,640	2.7 5,482
Grade 4. Range \$2,100 to \$2,496 .....	3.3	7,000	3.5 6,359
Grade 3. Range \$1,902 to \$2,298 .....	8	15,304	7.7 13,078
Grade 2. Range \$1,704 to \$2,100 .....	6	10,224	4.1 6,065
Grade 1. Range \$1,506 to \$1,902 .....	2	3,056	2.9 3,387
Professional service:			
Grade 5. Range \$5,180 to \$6,020:			
Metallurgist .....	2	10,500	2 9,400

By objects	Obligations		
	Estimate, 1947	Estimate, 1946	Actual, 1945
<b>PERSONAL SERVICES, FIELD—continued</b>			
Professional service—Continued	Man- years	Total salary	Man- years
Grade 5. Range \$5,180 to \$6,020—Con.			Total salary
Chemical engineer .....			0.3 \$1,150
Chief of specialist unit .....		1 \$5,180	
Grade 4. Range \$4,300 to \$5,180:			
Physical chemist .....		1 4,300	3 11,410
Metallurgist .....		1.3 5,734	1 3,850
Metallurgical engineer .....			0.7 2,851
Ceramic engineer .....		1 4,300	1 3,483
Electrical metallurgist .....		1 4,300	1 3,800
Mining engineer .....			1 3,800
Grade 3. Range \$3,640 to \$4,300:			
Chemist .....		3 10,920	6 19,145
Metallurgist .....		2 7,280	2.8 9,244
Mining engineer .....		1 3,640	1.3 4,020
Chemical engineer .....		2 7,280	5.5 17,907
Metallurgical engineer .....		1 3,640	
Physical chemist .....		1 3,640	
Analytical chemist .....	1.3	4,853	
Chemist petrographer .....	1	3,640	
Grade 2. Range \$2,980 to \$3,640 .....	20	62,580	23.8 60,660
Grade 1. Range \$2,320 to \$2,980 .....	5.4	12,667	4.8 10,126
Subprofessional service:			
Grade 8. Range \$2,980 to \$3,640 .....		1 2,980	
Grade 7. Range \$2,650 to \$3,310 .....			2.1 4,767
Grade 6. Range \$2,320 to \$2,980 .....		2 4,640	3.5 6,935
Grade 5. Range \$2,100 to \$2,496 .....		2 4,200	2.5 4,683
Grade 4. Range \$1,902 to \$2,298 .....		3.4 6,340	2.4 3,926
Grade 3. Range \$1,704 to \$2,100 .....		2 3,408	2.1 2,978
Crafts, protective, and custodial services:			
Grade 9. Range \$2,650 to \$3,310 .....			0.3 579
Grade 8. Range \$2,540 to \$3,200 .....			0.6 1,491
Grade 6. Range \$2,166 to \$2,562 .....		3.4 7,763	2 3,720
Grade 4. Range \$1,968 to \$2,364 .....		2.7 4,764	2.1 3,200
Grade 3. Range \$1,770 to \$2,166 .....		7.4 11,660	8.5 11,380
Grade 2. Range \$1,440 to \$1,770 .....		2.7 4,800	5.5 6,415
Total permanent, field .....	94.3	248,840	107.2 246,658
Temporary employment, field .....	20	46,284	24.2 60,603
Overtime pay, field .....		7,596	50,571
All personal services, field .....	114.3	302,720	131.4 357,832
Total departmental and field .....	126.8	333,530	143.5 392,197
Deduct subsistence and quarters furnished .....			285
01 Personal services (net) .....	126.8	333,530	143.5 391,912
<b>OTHER OBLIGATIONS</b>			
02 Travel .....		2,500	3,169
03 Transportation of things .....		2,200	3,649
05 Rents and utility services .....		12,000	20,058
07 Other contractual services .....		3,000	5,692
08 Supplies and materials .....		81,770	127,421
09 Equipment .....		15,000	43,757
13 Refunds, awards, and indemnities .....			20
Total other obligations .....		116,470	203,766
Grand total obligations .....		450,000	595,678
Carried to surplus fund, Public Law 127. Covered into Treasury as miscellaneous receipts, Public Law 369 .....			+185,000
Estimated savings, unobligated balance .....		200,000	3,702
Total estimate or appropriation .....		650,000	785,000

Investigation of Bauxite and Alunite Ores and Aluminum Clay Deposits, Bureau of Mines (National Defense)—

Investigation of bauxite and alunite ores and aluminum clay deposits (national defense): For all necessary expenses, without regard to section 3709, Revised Statutes, of investigations, including laboratory research and procurement of materials therefor, concerning the extent, mode of occurrence, and quality of bauxite and alunite ores and aluminum clays in order to determine domestic sources or supply; to explore and develop on public lands and, with the consent of owners, on private lands, deposits of such ores and clays, including geologic studies and geophysical prospecting; construction, maintenance, and repair of necessary camp buildings and mining structures and appurtenances; including not to exceed \$40,000 for personal services in the District of Columbia; operation, maintenance, and repair of motor-propelled passenger-carrying vehicles; printing and binding; purchase of such wearing apparel and equipment as may be required for the protection of employees while engaged in their work; and other items otherwise properly chargeable to the appropriation "Contingent expenses, Department of the Interior", \$500,000. (30 U. S. C. 1-11; Act of July 3, 1945, Public Law 123.)

Appropriated 1946, \$500,000



By objects	Obligations					
	Estimate, 1947		Estimate, 1946		Actual, 1945	
	Man-years	Total salary	Man-years	Total salary	Man-years	Total salary
<b>PERSONAL SERVICES, DEPARTMENTAL</b>						
Clerical, administrative, and fiscal service:						
Grade 7. Range \$2,950 to \$3,640	0 7	\$1,987	0 5	\$1,146	0 5	\$1,146
Grade 5. Range \$2,320 to \$2,980	2 7	6,407	2 2	3,648	2 2	3,648
Grade 4. Range \$2,100 to \$2,496	4 5	9,173	6 2	11,460	6 2	11,460
Grade 3. Range \$1,902 to \$2,298	0 7	1,400	2 2	3,648	2 2	3,648
Grade 2. Range \$1,704 to \$2,100	0 7	1,180	1 1	1,637	1 1	1,637
Professional service:						
Grade 7. Range \$7,175 to \$8,225:						
Solicitor	0 7	4,784	1	6,500	1	6,500
Grade 6. Range \$6,230 to \$7,070:						
Grade 5. Range \$5,180 to \$6,020:						
Mining engineer	0 7	3,454	0 8	3,570	0 8	3,570
Grade 4. Range \$4,300 to \$5,180:						
Attorney	0 7	2,867	0 5	1,984	0 5	1,984
Grade 2. Range \$2,980 to \$3,640	0 7	1,987				
Grade 1. Range \$2,320 to \$2,980					1	2,000
Crafts, protective, and custodial service:						
Grade 2. Range \$1,440 to \$1,770					0 2	250
Total permanent, departmental	12 1	33,239	13 5	32,265	13 5	32,265
Overtime pay, departmental				1,197		5,795
All personal services, departmental	12 1	34,436	13 5	38,060	13 5	38,060
<b>PERSONAL SERVICES, FIELD</b>						
Clerical, administrative, and fiscal service:						
Grade 5. Range \$2,320 to \$2,980	0 7	1,447	2 8	5,685	2 8	5,685
Grade 4. Range \$2,100 to \$2,496	0 7	1,400	3 2	5,787	3 2	5,787
Grade 3. Range \$1,902 to \$2,298	2 7	5,072	10 2	16,875	10 2	16,875
Grade 2. Range \$1,704 to \$2,100	4	6,816	9 8	14,211	9 8	14,211
Grade 1. Range \$1,506 to \$1,902	1 4	2,008	5 2	6,531	5 2	6,531
Professional service:						
Grade 6. Range \$6,230 to \$7,070:						
Mining engineer	0 7	4,153	0 3	1,633	0 3	1,633
Grade 5. Range \$5,180 to \$6,020:						
Technologist	0 7	3,593	1	4,800	1	4,800
District engineer				1	4,600	
Grade 4. Range \$4,300 to \$5,180:						
Mining engineer	2 0	5,733	8 3	31,939	8 3	31,939
Technician				2,071		2,071
Project engineer	0 7	2,867	1	3,850	1	3,850
Chemical engineer				0 5	1,583	
Engineer				0 8	3,163	
Grade 3. Range \$3,640 to \$4,300:						
Engineer				0 2	532	
Physical chemist				1	3,250	
Chemist	0 7	2,500	1 1	3,641	1 1	3,641
Mining engineer	2 7	10,520	4 8	15,801	4 8	15,801
Metallurgical engineer	0 7	2,500				
Grade 2. Range \$2,980 to \$3,640	2 7	8,094	8 8	23,063	8 8	23,063
Grade 1. Range \$2,320 to \$2,980	0 7	1,547	3 9	8,191	3 9	8,191
Subprofessional service:						
Grade 8. Range \$2,980 to \$3,640				0 8	2,123	
Grade 7. Range \$2,650 to \$3,310	0 7	1,767	1	2,300	1	2,300
Grade 6. Range \$2,320 to \$2,980	2 0	4,640	3 7	7,376	3 7	7,376
Grade 5. Range \$2,100 to \$2,496	0 7	1,400	2 9	5,179	2 9	5,179
Grade 4. Range \$1,902 to \$2,298	4 0	7,008	9 1	14,411	9 1	14,411
Grade 3. Range \$1,704 to \$2,100	4 0	6,816	5 7	8,264	5 7	8,264
Total permanent, field	32 5	80,481	87 6	196,859	87 6	196,859
Temporary employment, field	4 5	11,348	73 4	183,673	73 4	183,673
Overtime pay, field				38,690		38,690
All personal services, field	37	95,564	161	419,222	161	419,222
01 Personal services (net)	49 1	130,000	174 5	457,282	174 5	457,282
<b>OTHER OBLIGATIONS</b>						
02 Travel		1,000		12,218		12,218
03 Transportation of things		1,000		23,103		23,103
04 Communication services		1,000		6,927		6,927
05 Rents and utility services		1,500		12,373		12,373
06 Printing and binding				1,172		1,172
07 Other contractual services		11,000		705,658		705,658
08 Supplies and materials		3,000		160,721		160,721
09 Equipment		1,500		75,896		75,896
13 Refunds, awards, and indemnities				510		510
Total other obligations		20,000		998,578		998,578
Grand total obligations		150,000		1,455,860		1,455,860
Transferred to "Geological Survey," geologic surveys				+317,000		+317,000
Received by transfer from "Geological Survey," geologic surveys				-112,000		-112,000
Net total obligations		150,000		1,660,860		1,660,860
Carried to surplus fund, Public Law 127				+187,000		+187,000
Covered into Treasury as miscellaneous receipts, Public Law 369				+2,055		+2,055
Estimated savings, unobligated balance				350,000		350,000
Total estimate or appropriation		500,000		1,860,000		1,860,000

including naturally occurring brines, salt deposits, dolomite, magnesite, and brucite, by hydrometallurgy, direct reduction, and electrolytic methods, including laboratory research; maintenance and operation of pilot plants; procurement of necessary materials and ores for metallurgical tests; purchase or lease of land; construction and equipment of buildings to house pilot plants, including not to exceed \$30,000 for temporary employment of engineers, architects, or firms, or corporations thereof, by contract or otherwise, without regard to the civil-service and classification laws necessary to design and construct the buildings and pilot plants; supplies and equipment; travel expenses; not to exceed \$15,500 for personal services in the District of Columbia; not to exceed \$750 for printing and binding; purchase in the District of Columbia and elsewhere of other items otherwise properly chargeable to the appropriation "Contingent expenses, Department of the Interior"; special wearing apparel and equipment for protection of employees while employed; and the operation, maintenance, and repair of passenger-carrying automobiles; \$400,000: *Provided*, That the Secretary, through the Director of the Bureau of Mines, is authorized to accept buildings, equipment, and other contributions from public or private sources for the purposes hereof, and to operate such plants in cooperation with other agencies, Federal, State, or private. (30 U. S. C. 1-11; Act of July 3, 1945, Public Law 123.)

Appropriated 1946, \$400,000

By objects	Obligations						
	Estimate, 1947		Estimate, 1946		Actual, 1945		
	Man-years	Total salary	Man-years	Total salary	Man-years	Total salary	
<b>PERSONAL SERVICES, DEPARTMENTAL</b>							
Clerical, administrative, and fiscal service:							
Grade 12. Range \$5,180 to \$6,020:							
Safety engineer			0 7	\$2,905			
Grade 4. Range \$2,100 to \$2,496			0 7	1,400	1 7	\$3,352	
Grade 3. Range \$1,902 to \$2,298			1 5	2,853	1	1,852	
Grade 2. Range \$1,704 to \$2,100			2 8	4,632	0 2	313	
Professional service:							
Grade 6. Range \$6,230 to \$7,070:							
Metallurgical engineer					0 8	4,433	
Assistant chief, metallurgical branch					0 5	3,535	
Total permanent, departmental			6 2	15,325	3 7	9,950	
Overtime pay, departmental				549		1,691	
All personal services, departmental			6 2	15,874	3 7	11,641	
<b>PERSONAL SERVICES, FIELD</b>							
Clerical, administrative, and fiscal service:							
Grade 3. Range \$1,902 to \$2,298			1 3	2,536	1 9	3,070	
Grade 2. Range \$1,704 to \$2,100					0 6	900	
Professional service:							
Grade 5. Range \$5,180 to \$6,020:							
Metallurgist			2	10,360	2 8	12,750	
Grade 4. Range \$4,300 to \$5,180:							
Metallurgist			1	4,300	0 1	317	
Research chemist			1	4,300	1	3,900	
Technician						0 7	2,871
Chemical engineer			1 3	5,733	0 6	2,074	
Grade 3. Range \$3,640 to \$4,300:							
Chemical engineer						0 4	1,512
Metallurgist			2	7,280	2 1	6,850	
Physicist			1	3,640	0 1	115	
Chemist						0 4	1,333
Electrical engineer			1	3,640	1	3,225	
Technician						0 3	825
Analyst			1 3	5,147			
Grade 2. Range \$2,980 to \$3,640			8 7	25,833	11 6	30,556	
Grade 1. Range \$2,320 to \$2,980			0 7	1,547	0 6	1,147	
Subprofessional service:							
Grade 7. Range \$2,650 to \$3,310			2	5,300	2 2	5,344	
Grade 6. Range \$2,320 to \$2,980			2 7	6,187	3	6,319	
Grade 5. Range \$2,100 to \$2,496			1	2,100	2	3,625	
Grade 4. Range \$1,902 to \$2,298						0 2	295
Grade 3. Range \$1,704 to \$2,100						0 5	796
Grade 2. Range \$1,572 to \$1,968						0 1	55
Crafts, protective, and custodial service:							
Grade 4. Range \$1,770 to \$2,166			0 7	1,180	0 9	1,380	
Grade 3. Range \$1,572 to \$1,968						0 5	689
Grade 2. Range \$1,440 to \$1,770						0 2	200
Total permanent, field			27 7	89,083	33 8	90,148	
Temporary employment, field			19 1	41,821	25 8	64,745	
Overtime pay, field				2,547		17,813	
All personal services, field			46 8	133,451	59 6	172,706	
Total, departmental and field			53	149,325	63 3	184,347	
Deduct subsistence and quarters furnished						85	
01 Personal services (net)			53	149,325	63 3	184,262	
<b>OTHER OBLIGATIONS</b>							
02 Travel		1,500				3,420	
05 Rents and utility services		6,500				13,625	
06 Printing and binding						46	
07 Other contractual services				500		800	

**Magnesium Pilot Plants and Research, Bureau of Mines (National Defense)**

【Magnesium pilot plants and research (national defense): For all necessary expenses, without regard to section 3709, Revised Statutes, for the conduct of investigations and development of methods for the recovery of magnesium from domestic raw materials,



BUREAU OF MINES—Continued

Magnesium Pilot Plants and Research, Bureau of Mines (National Defense)—Continued

By objects	Obligations		
	Estimate, 1947	Estimate, 1946	Actual, 1945
<b>OTHER OBLIGATIONS—continued</b>			
08 Supplies and materials.....		\$82,175	\$255,200
09 Equipment.....		10,000	48,592
Total other obligations.....		100,675	321,683
Grand total obligations.....		250,000	505,945
Carried to surplus fund, Public Law 129 Covered into Treasury as miscellaneous receipts, Public Law 369.....			+90,000
Estimated savings, unobligated balance.....		150,000	4,496
Total estimate or appropriation.....		400,000	600,000

Reduction of Zinc Concentrates With Methane Gas, Bureau of Mines (National Defense)—

By objects	Obligations		
	Estimate, 1947	Estimate, 1946	Actual, 1945
<b>PERSONAL SERVICES, FIELD</b>			
Clerical, administrative, and fiscal service:	Man- Total	Man- Total	Man- Total
Grade 2. Range \$1,704 to \$2,100.....	years salary	years salary	years salary
Professional service:			
Grade 5. Range \$5,180 to \$6,020:			
Metallurgist.....		0.5 \$2,590	
Grade 4. Range \$4,300 to \$5,180:			
Metallurgist.....		1 3,790	
Grade 3. Range \$3,640 to \$4,300:			
Metallurgist.....		0.5 1,820	
Grade 2. Range \$2,980 to \$3,640.....			0.8 2,177
Subprofessional service:			
Grade 4. Range \$1,902 to \$2,298.....		1.5 2,853	0.5 750
Grade 3. Range \$1,704 to \$2,100.....		0.5 852	3.1 4,578
Crafts, protective, and custodial service:			
Grade 7. Range \$2,364 to \$2,870.....			0.8 1,663
Grade 3. Range \$1,572 to \$1,902.....		0.5 786	0.7 969
Total permanent, field.....		3.5 8,901	7.5 14,753
Temporary employment, field.....		13.1 32,745	7.9 19,773
Overtime pay, field.....		360	2,999
01 Personal services (net).....		16.6 42,006	15.4 37,525
<b>OTHER OBLIGATIONS</b>			
04 Travel.....		150	149
06 Printing and binding.....			3,874
07 Other contractual services.....		2,000	1,052
08 Supplies and materials.....		33,350	22,919
Total other obligations.....		35,500	27,994
Grand total obligations.....		77,506	64,619
Prior year balance available in 1945.....			-217,125
1945 balance available in 1945.....		-77,506	+77,506
Carried to surplus fund, Public Law 127.....			+75,000
Total estimate or appropriation.....			

Investigation of Deposits of Critical and Essential Minerals in the United States and Its Possessions, Bureau of Mines (National Defense)—

[Investigation of deposits of critical and essential minerals in the United States and its possessions (national defense); for all necessary expenses, without regard to section 3709, Revised Statutes, of investigating deposits of critical and essential minerals in the United States and its possessions, including laboratory research; preliminary examination and surface and subsurface exploration; supplies and equipment; travel expenses; not to exceed \$55,000 for personal services in the District of Columbia; not to exceed \$3,000 for printing and binding; purchase in the District of Columbia and elsewhere of other items otherwise properly chargeable to the appropriation "Contingent expenses, Department of the Interior"; purchase, not to exceed one, operation, maintenance, and repair of passenger-carrying automobiles; special wearing apparel and equipment for the protection of employees while employed; \$2,100,000: *Provided*, That the Secretary, through the Director of the Bureau of Mines, is authorized to accept lands, buildings, equipment, and other contributions from public or private sources for the purposes hereof, and to carry out such projects in cooperation with other agencies, Federal, State, or private.] (30 U. S. C. 1-11; Act of July 3, 1945, Public Law 123.)

Appropriated 1946. \$2,100,000

By objects	Obligations					
	Estimate, 1947		Estimate, 1946		Actual, 1945	
<b>PERSONAL SERVICES, DEPARTMENTAL</b>						
Clerical, administrative, and fiscal service:	Man- Total	Man- Total	Man- Total	Man- Total	Man- Total	Man- Total
Grade 13. Range \$6,230 to \$7,070:	years salary	years salary	years salary	years salary	years salary	years salary
Administrative officer.....						0.7 \$3,531
Grade 7. Range \$2,980 to \$3,640.....		1 \$2,980				1 2,600
Grade 6. Range \$2,650 to \$3,310.....		1 2,760				
Grade 5. Range \$2,320 to \$2,980.....		1 2,320				2.9 6,328
Grade 4. Range \$2,100 to \$2,496.....		6.2 13,020				8.1 15,380
Grade 3. Range \$1,902 to \$2,298.....		4 7,688				2.8 4,858
Grade 2. Range \$1,704 to \$2,100.....		1 1,704				0.9 1,349
Professional service:						
Grade 6. Range \$6,230 to \$7,070:						
Chief, zinc, lead, cadmium division.....						0.8 4,231
Assistant chief, mining branch.....						0.4 1,950
Assistant chief, metallurgical division.....		0.8 5,526				1 6,400
Grade 5. Range \$5,180 to \$6,020:						
Metallurgical engineer.....						0.8 3,642
Mining engineer.....		1 5,180				0.4 1,533
Grade 4. Range \$4,300 to \$5,180:						
Mining engineer.....		1 4,300				1 3,900
Attorney.....		1 4,300				1.2 4,655
Metallurgist.....		1 4,300				
Grade 2. Range \$2,980 to \$3,640.....		1 2,980				1 2,625
Total permanent, departmental.....		19.6 57,058				23 62,982
Overtime pay, departmental.....						1,710 10,361
All personal services, departmental.....		19.6 58,768				23 73,343
<b>PERSONAL SERVICES, FIELD</b>						
Clerical, administrative, and fiscal service:						
Grade 11. Range \$4,300 to \$5,180:						
Administrative inspector.....						0.2 665
Grade 8. Range \$3,310 to \$3,970.....						1.1 3,197
Grade 6. Range \$2,650 to \$3,310.....		1 2,650				0.9 2,170
Grade 5. Range \$2,320 to \$2,980.....		7 16,240				6.3 13,585
Grade 4. Range \$2,100 to \$2,496.....		23 39,900				14.2 25,892
Grade 3. Range \$1,902 to \$2,298.....		23 44,131				36.2 59,477
Grade 2. Range \$1,704 to \$2,100.....		22 39,578				32 46,378
Grade 1. Range \$1,506 to \$1,902.....		4 5,365				8 10,341
Professional service:						
Grade 6. Range \$6,230 to \$7,070:						
Chief, Raleigh division.....						0.3 1,631
Chief, Rolla division.....						1 5,600
Chief, Boulder City division.....						0.3 1,633
Chief, Minneapolis division.....						0.3 1,369
Counsel at large.....						0.2 1,390
Grade 5. Range \$5,180 to \$6,020:						
Metallurgical engineer.....						1 4,800
Metallurgist.....		2 10,360				1.2 5,500
Mining engineer.....		5 27,893				8.1 38,466
District engineer.....		3.3 17,580				6.1 28,356
Geophysicist.....		1 5,180				
Grade 4. Range \$4,300 to \$5,180:						
Engineer.....						0.4 1,080
Geophysicist.....						1 3,800
Metallurgist.....		2 7,480				3 11,400
Mining technician.....						1.7 6,333
Mining engineer.....		60 265,200				73 283,397
Attorney.....		1 4,300				
Grade 3. Range \$3,640 to \$4,300:						
Attorney.....						0.1 321
Chemist.....		2 7,280				1.4 4,532
Petroleum chemist.....						1 3,200
Geophysicist.....		2 7,280				0.8 2,670
Metallurgist.....		2 7,427				3 9,800
Technologist.....		2 7,280				0.8 2,671
Metallurgical engineer.....		2 7,280				2 6,500
Mining engineer.....		18 67,358				25.9 86,060
Chemical petrographer.....		1 3,640				
Chemical engineer.....		1 3,640				
Grade 2. Range \$2,980 to \$3,640.....		21 60,956				29.8 81,524
Grade 1. Range \$2,320 to \$2,980.....		6 16,853				6.8 13,976
Subprofessional service:						
Grade 8. Range \$2,980 to \$3,640.....		1 2,980				2.2 5,762
Grade 7. Range \$2,650 to \$3,310.....		6 15,900				7.6 17,901
Grade 6. Range \$2,320 to \$2,980.....		8 18,560				15.2 30,402
Grade 5. Range \$2,100 to \$2,496.....		3 6,300				5.1 9,468
Grade 4. Range \$1,902 to \$2,298.....		8 16,493				4.8 7,726
Grade 3. Range \$1,704 to \$2,100.....		3 5,112				3.4 5,164
Grade 2. Range \$1,572 to \$1,968.....						0.2 318
Grade 1. Range \$1,440 to \$1,836.....						0.4 477
Crafts, protective, and custodial service:						
Grade 8. Range \$2,540 to \$3,200.....						2 4,525
Grade 7. Range \$2,364 to \$2,870.....		1.2 3,567				3.9 6,040
Grade 6. Range \$2,166 to \$2,562.....		1.2 2,888				1 1,920
Grade 5. Range \$1,968 to \$2,364.....		1 1,968				1 1,680
Grade 4. Range \$1,770 to \$2,166.....		4 7,080				5.6 8,336
Grade 3. Range \$1,572 to \$1,902.....		1.2 2,096				2.2 2,862
Grade 2. Range \$1,440 to \$1,770.....		1 1,440				1.3 1,549
Total permanent, field.....		249.9 759,235				324 871,842
Temporary employment, field.....		164.1 397,723				200 500,190
Overtime pay, field.....						20,007 160,772
All personal services, field.....		414.1 1,176,965				524 1,532,804
Total, departmental and field.....		433.6 1,235,733				547 1,606,147
Deduct subsistence and quarters furnished.....						119
01 Personal services (net).....		433.6 1,235,733				547 1,606,028



BUREAU OF MINES—Continued

Helium Utilization and Research, Bureau of Mines—Continued

By objects	Obligations		
	Estimate, 1947	Estimate, 1946	Actual, 1945
<b>OTHER OBLIGATIONS</b>			
02 Travel	\$2,420	\$2,610	
03 Transportation of things	520	520	
04 Communication services	431	440	
05 Rents and utility services	90	90	
07 Other contractual services	90	90	
08 Supplies and materials	10,145	9,090	
09 Equipment	3,600	4,040	
Total other obligations	17,296	16,880	
Total estimate or appropriation	107,000	78,400	
<b>BY PROJECTS OR FUNCTIONS</b>			
1. Uses of helium	\$58,180	\$42,413	
2. Liquefaction and transportation of helium	48,820	34,964	
3. Overtime pay		1,023	
Total estimate or appropriation	107,000	78,400	

Helium Production, Bureau of Mines—

Helium production and investigations: The sums made available for the fiscal year [1946] 1947 in the Acts making appropriations for the War and Navy Departments for the acquisition of helium from the Bureau of Mines shall be transferred to the Bureau of Mines on July 1, [1945] 1946, for operation and maintenance of the plants for the production of helium for military and naval purposes, including laboratory gloves, goggles, rubber boots, and aprons; [purchase, not to exceed three,] maintenance, operation, and repair of motor-propelled passenger-carrying vehicles, books of reference and periodicals; the purchase in the District of Columbia and elsewhere of items otherwise properly chargeable to the appropriation "Contingent expenses, Department of the Interior" (not exceeding \$5,000); and all other necessary expenses, and including [\$42,000] \$40,000 for personal services in the District of Columbia in addition to which sums the Bureau of Mines may use for helium-plant operations in the fiscal year [1946] 1947 the unobligated balance of funds transferred to it for such operations, in [the fiscal year 1945] prior years: *Provided*, That section 3709, Revised Statutes, shall not be construed to apply to this appropriation, or to the appropriation for development and operation of helium properties (special fund) in section 3 (c) of the Act of September 1, 1937 (50 U. S. C. 164): *Provided further*, That funds available for the production of helium and the development of helium properties may be utilized to provide transportation between helium plants and related facilities and communities that provide adequate living accommodations of persons engaged in the operation and maintenance of helium plants; and for transportation to and from schools of pupils who are dependents of such persons [which transportation shall be by methods which the Office of Defense Transportation shall find to be most advantageous and efficient]: *Provided further*, That pursuant to agreements approved by the Secretary [and the Office of Defense Transportation], the transportation equipment available to the Bureau of Mines may be pooled with that of school districts and other local or Federal agencies for use in transporting persons engaged in operation and maintenance of helium plants, pupils who are dependents of such persons, and other pupils, and in the interest of economy the expenses of operating such equipment may be shared. (50 Stat. 885, 50 U. S. C. 161-166, Act of July 3, 1945, Public Law 123.)

By objects	Obligations		
	Estimate, 1947	Estimate, 1946	Actual, 1945
<b>PERSONAL SERVICES, DEPARTMENTAL</b>			
Clerical, administrative, and fiscal service:			
Grade 13. Range \$6,230 to \$7,070	1 \$6,440	1 \$6,335	
Grade 6. Range \$2,650 to \$3,310	1 2,980	1 2,953	0.8 \$1,875
Grade 5. Range \$2,320 to \$2,980			0.4 953
Grade 4. Range \$2,100 to \$2,496	2 4,332	5 10,682	6.1 9,116
Grade 3. Range \$1,902 to \$2,298	3 5,970	3 5,871	3.9 6,397
Grade 2. Range \$1,704 to \$2,100	2 3,540	2.5 4,343	3 4,456
Professional service:			
Grade 7. Range \$7,175 to \$8,225: Chief, petroleum and natural gas division	0.5 3,850	0.6 4,683	0.7 4,770

By objects	Obligations					
	Estimate, 1947		Estimate, 1946		Actual, 1945	
	Man-years	Total salary	Man-years	Total salary	Man-years	Total salary
<b>PERSONAL SERVICES, DEPARTMENTAL—con.</b>						
Professional service—Continued						
Grade 6. Range \$6,230 to \$7,070: Chief, helium subdivision	1	\$6,440	1	\$6,248	0.6	\$3,738
Grade 5. Range \$5,180 to \$6,020: Petroleum engineer					0.4	1,600
Grade 4. Range \$4,300 to \$5,180: Petroleum engineer	1	4,300				
Attorney					0.6	2,353
Grade 3. Range \$3,640 to \$4,300: Technician			1	3,730	0.8	2,671
Petroleum engineer					0.2	532
Crafts, protective, and custodial service: Grade 3. Range \$1,572 to \$1,902	1	1,572	2	3,210	1.1	1,411
Total permanent, departmental	12.5	39,424	17.1	48,055	17.6	39,852
Overtime pay, departmental				774		7,315
All personal services, departmental	12.5	39,424	17.1	48,829	17.6	47,167
<b>PERSONAL SERVICES, FIELD</b>						
Clerical, administrative, and fiscal service:						
Grade 10. Range \$3,970 to \$4,630: Inspector	0.5	2,095	0.5	2,095	1.7	6,225
Grade 9. Range \$3,640 to \$4,300: Plant superintendent				1 3,750	1	3,200
Administrative assistant	0.7	2,812	0.7	2,798	0.5	1,600
Grade 8. Range \$3,310 to \$3,970	5	17,925	5.5	19,162	4.9	14,283
Grade 7. Range \$2,980 to \$3,640					0.9	2,167
Grade 6. Range \$2,650 to \$3,310	3.5	9,770	3.5	9,668	4.3	10,197
Grade 5. Range \$2,320 to \$2,980	5	12,370	5	12,022	5.4	11,098
Grade 4. Range \$2,100 to \$2,496	5.3	11,685	6.3	13,650	8.5	15,227
Grade 3. Range \$1,902 to \$2,298	8.3	16,302	10.3	20,609	8.5	13,938
Grade 2. Range \$1,704 to \$2,100	5.8	10,178	5.8	10,079	10.2	15,063
Grade 1. Range \$1,506 to \$1,902					0.8	936
Professional service:						
Grade 7. Range \$7,175 to \$8,225: Chief helium engineer	0.7	4,960	0.7	4,960	0.7	4,333
Grade 6. Range \$6,230 to \$7,070: Helium engineer	2	12,880	3	19,040	3.5	20,055
Grade 5. Range \$5,180 to \$6,020: Petroleum engineer					0.6	3,067
Grade 4. Range \$4,300 to \$5,180: Mechanical engineer	1	4,520	1	4,390	1	3,773
Petroleum engineer	1	4,520	1	4,520	1	3,800
Chemical engineer					0.6	2,333
Natural gas engineer					0.5	1,900
Grade 3. Range \$3,640 to \$4,300: Mechanical engineer			1	3,741	1	3,174
Petroleum engineer	1	3,970	1	3,833	0.6	1,920
Engineer					1	3,275
Grade 2. Range \$2,980 to \$3,640	1	3,200	2	6,116	3.4	8,904
Grade 1. Range \$2,320 to \$2,980	1	2,430	1	2,320	1	2,100
Subprofessional service:						
Grade 6. Range \$2,320 to \$2,980					0.4	788
Crafts, protective, and custodial service:						
Grade 10. Range \$2,980 to \$3,640			6	18,623	6.5	17,190
Grade 8. Range \$2,540 to \$3,200			1	2,650	1.3	2,762
Grade 7. Range \$2,364 to \$2,870	2	4,860	2.3	5,468	3.1	6,229
Grade 6. Range \$2,166 to \$2,562	3	6,696	9	20,631	1.7	2,776
Grade 5. Range \$1,968 to \$2,364	10	20,340	14.5	29,609	30.9	53,851
Grade 4. Range \$1,770 to \$2,166					0.8	1,188
Grade 3. Range \$1,572 to \$1,902			1	1,638	1	1,320
Grade 2. Range \$1,440 to \$1,770					0.7	919
Unclassified	102	254,898	115	271,385	178.2	445,395
Total, permanent field	158.8	406,411	198.1	492,208	286.2	684,986
Overtime pay				20,427		48,552
All personal services, field	158.8	406,411	198.1	512,635	286.2	733,538
Total, departmental and field	171.3	445,835	215.2	561,464	303.8	780,705
Deduct subsistence and quarters furnished		13,000		15,000		18,128
01 Personal services (net)	171.3	432,835	215.2	546,464	303.8	762,577
<b>OTHER OBLIGATIONS</b>						
02 Travel		4,000		5,000		4,067
03 Transportation of things		2,000		2,000		1,841
04 Communication services		4,000		6,000		5,098
05 Rents and utility services		2,000		2,000		80,679
07 Other contractual services		2,000		2,000		6,487
08 Supplies and materials		140,000		150,000		155,095
09 Equipment		10,000		20,000		3,043
10 Lands and structures		2,000		2,000		
13 Refunds, awards, and indemnities		1,000		1,000		1,000
Total other obligations		167,000		190,000		257,310
Grand total obligations		599,835		736,464		1,019,887
Reimbursements for services performed		-100,000		-120,000		-154,220
Received by transfer from—						
"Aviation, Navy"						-1,500,000
"Salaries and expenses, Weather Bureau"		-130,000		-110,000		-83,065
Reappropriation of 1944 balance for 1945						-2,069,515
Reappropriation of 1945 balance for 1946				-2,786,913		+2,786,913
Reappropriation of 1946 balance for 1947		-2,280,449		+2,280,449		
1947 balance available in subsequent years		+1,910,614				
Total estimate or appropriation						

During the fiscal year [1946] 1947 the head of any department or independent establishment of the Government having funds available for scientific investigations within the scope of the functions of the Bureau of Mines may, with the approval of the Secretary, transfer to the Bureau such sums as may be necessary therefor, which sums so transferred may be expended for the same objects and in the same manner as sums appropriated herein may be expended.

The Federal Security Administrator may detail medical officers of the Public Health Service for cooperative health, safety, or sanitation work with the Bureau of Mines, and the compensation and expenses of the officers so detailed may be paid from the applicable appropriations made herein for the Bureau of Mines.

The Bureau of Mines is hereby authorized, during the fiscal year [1946] 1947, to sell directly or through any Government agency, including corporations, any metal or mineral product that may be manufactured in pilot plants operated from funds appropriated to the Bureau of Mines, and the proceeds of such sales shall be covered into the Treasury as miscellaneous receipts.

The following appropriations herein made to the Bureau of Mines shall be available for the hire, maintenance, and operation of aircraft: "Operating rescue cars and stations and investigation of accidents"; "Investigation [of raw-material resources for steel production (national defense)]"; and "Investigations of deposits of critical and essential minerals in the United States and its possessions (national defense) and development of domestic mineral deposits, except fuels"; and "Metallurgical research in pilot plants". (Act of July 3, 1945, Public Law 123.)

**Working Fund, Interior, Bureau of Mines (Advance From Bureau of Aeronautics, Navy)—**

By objects	Obligations					
	Estimate, 1947		Estimate, 1946		Actual, 1945	
	Man-years	Total salary	Man-years	Total salary	Man-years	Total salary
<i>For research on storage of helium</i>						
Unclassified.....			1.5	\$3,000	1.5	\$3,231
Overtime pay, field.....				100		807
01 Personal services (net).....			1.5	3,100	1.5	4,038
<b>OTHER OBLIGATIONS</b>						
02 Travel.....				100		540
03 Transportation of things.....				50		38
07 Other contractual services.....			12.584		36.947	
08 Supplies and materials.....				500		1,332
09 Equipment.....				200		119
Total other obligations.....				13,434		38,976
Grand total obligations.....				16,534		43,014
Advanced from Navy Department.....				-5,000		-20,000
Prior year balance available in 1945.....						-34,548
1945 balance available in 1946.....				-11,534		+11,534
Total estimate or appropriation.....						

Total, Bureau of Mines, annual appropriations, general account:

Estimate 1947, \$20,231,400      Appropriated 1946, \$17,429,710

Permanent appropriation, special account:  
**Development and Operation of Helium Properties (Special Fund)—**  
 This fund is derived from the sale of helium and other helium products for medical, scientific, and commercial use to other than Government agencies. (50 Stat. 885; decision of the Acting Comptroller General, A-89875.)

Estimate 1947, \$95,000      Appropriated 1946, \$95,000

By objects	Obligations					
	Estimate, 1947		Estimate, 1946		Actual, 1945	
	Man-years	Total salary	Man-years	Total salary	Man-years	Total salary
<b>PERSONAL SERVICES, DEPARTMENTAL</b>						
Clerical, administrative, and fiscal service.....						
Grade 4. Range \$2,100 to \$2,496.....					1.3	\$2,295
Grade 3. Range \$1,902 to \$2,298.....	2	\$3,988	2	\$3,868	0.5	869
Total permanent, departmental.....	2	3,988	2	3,868	1.8	3,164
Overtime pay, departmental.....				90		686
All personal services, departmental.....	2	3,988	2	3,958	1.8	3,850
<b>PERSONAL SERVICES, FIELD</b>						
Clerical, administrative, and fiscal service.....						
Grade 9. Range \$3,640 to \$4,300.....					0.3	1,079
Administrative assistant.....					2	5,850
Grade 6. Range \$2,950 to \$3,310.....	1	2,760	1	2,650	0.6	1,375
Grade 4. Range \$2,100 to \$2,496.....	0.5	1,083	0.5	1,083		
Grade 3. Range \$1,902 to \$2,298.....					0.6	945
Grade 2. Range \$1,704 to \$2,100.....	1	1,800	1	1,740	1	1,440
Professional service.....						
Grade 5. Range \$5,180 to \$6,020:.....						
Petroleum engineer.....	0.5	2,695	0.5	2,695		
Grade 4. Range \$4,360 to \$5,180.....	1	4,410	0.5	2,150	0.3	1,267
Natural gas engineer.....	4	8,000	4	8,000	1.7	3,578
Unclassified.....						
Total permanent, field.....	9	24,278	8.5	21,738	6.5	15,534
Overtime pay, field.....				335		2,504
All personal services, field.....	9	24,278	8.5	22,073	6.5	18,038
01 Personal services (net).....	11	28,266	10.5	26,031	8.3	21,888
<b>OTHER OBLIGATIONS</b>						
02 Travel.....		500		500		746
03 Transportation of things.....		150		150		
04 Communication services.....		200		200		
05 Rents and utility services.....		1,200		1,200		1,064
07 Other contractual services.....		100,300		120,300		115,241
08 Supplies and materials.....		20,000		15,500		13,330
09 Equipment.....		5,000		4,500		435
10 Lands and structures.....		2,000		2,000		
13 Refunds, awards, and indemnities.....		15,000		15,000		10,456
Total other obligations.....		144,350		159,350		141,272
Grand total obligations.....		172,616		185,381		163,160
Prior year balance available in 1945.....						-433,844
1945 balance available in 1946.....						+413,219
1946 balance available in 1947.....		-322,838		+322,838		
1947 balance available in 1948.....		+245,222				
Total estimate or appropriation.....		95,000		95,000		142,535

Total, Bureau of Mines, general and special accounts:

Estimate 1947, \$20,326,400      Appropriated 1946, \$17,524,710

Statement of proposed expenditures for purchase, maintenance, repair, and operation of passenger-carrying vehicles for the fiscal year ending June 30, 1947

BUREAU OF MINES

Appropriation	Vehicles (motor unless otherwise indicated) to be purchased		Old vehicles to be exchanged		Net cost of vehicles to be purchased	Old vehicles still to be used	Total maintenance, repair, and operation, all vehicles	Public purpose and users
	Number	Gross cost	Number	Allowance (estimated)				
Operating mine rescue cars and stations and investigation of mine accidents.....	7	\$7,000	7	\$2,100	\$4,900	79	\$30,450	Instruction in safety and prevention of accidents in the United States. Used by safety engineers and instructors.
Coal-mine inspections and investigations.....						168	58,800	Inspection of coal mines. Used by inspectors to reach otherwise inaccessible mines.
Testing fuels.....	5	5,000			5,000	2	2,450	Used by engineers in connection with investigating the use of coal.
Autbracite investigations.....						2	700	Used by engineers in connection with mechanical mining and flood-control work.
Construction of Equipment Anthracite Laboratory.....	1	1,000			1,000		350	Used by supervising engineers in construction of the laboratory.
Synthetic liquid fuels.....	4	4,000			4,000	10	4,900	Official use on synthetic liquid-fuel projects.
Mineral mining investigations.....	5	5,000	5	1,500	3,500	5	3,500	Used by engineers to make mining, milling, and metallurgical investigations to prevent waste and increase efficiency in industry.

Statement of proposed expenditures for purchase, maintenance, repair, and operation of passenger-carrying vehicles for the fiscal year ending June 30, 1947

BUREAU OF MINES—Continued

Appropriation	Vehicles (motor unless otherwise indicated) to be purchased		Old vehicles to be exchanged		Net cost of vehicles to be purchased	Old vehicles still to be used	Total maintenance, repair, and operation, all vehicles	Public purpose and users
	Number	Gross cost	Number	Allowance (estimated)				
Oil and gas investigations.....	5	\$5,000	5	\$1,500	\$3,500	19	\$8,400	Used by engineers in field work relating to the production, transportation, and refining of petroleum.
Expenses, mining experiment stations.....						56	19,600	Used by engineers attached to experiment stations in connection with studies of processes in the mining and metallurgical industries; also operation of experiment stations.
Care, etc., buildings and grounds, Pittsburgh, Pa.						3	1,650	Maintenance and operation of experiment station and experiment coal mine. Used by engineers and chemists.
Economics of mineral industries.....						9	3,150	Used by mineral economists at Denver, San Francisco, Salt Lake City, Joplin, Pittsburgh, and College Park.
Investigation and development of domestic minerals.....	10	10,000	10	3,000	7,000	30	14,000	Used by supervising engineers in studies of deposits of domestic minerals.
Metallurgical research and pilot plants.....						35	12,250	Used by engineers operating pilot plants.
Helium utilization and research.....	1	1,000			1,000	1	700	Used by engineers in helium utilization and research.
Helium production.....						35	12,250	Used by supervisors and other employees in work relating to operation and maintenance of helium plants.
Development and operation of helium properties.....	1	1,000	1	300	700	1	700	Used by employees in the operation and maintenance of helium-producing gas fields.
<b>Total.....</b>	<b>39</b>	<b>39,000</b>	<b>28</b>	<b>8,400</b>	<b>30,600</b>	<b>455</b>	<b>173,250</b>	

NATIONAL PARK SERVICE

National Park Service—

Salaries and expenses: For expenses, including personal services in the District of Columbia, necessary for the general administration of the National Park Service, including **[\$25,000]** \$75,000 for printing and binding, **[\$468,890]** \$779,320.

**[Salaries and expenses: For an additional amount, fiscal year 1946, for "Salaries and expenses", including the objects specified under this head in the Interior Department Appropriation Act, 1946, \$20,000; and the amount which may be expended for printing and binding is hereby increased from "\$25,000" to "\$29,000".]** (5 U. S. C. 46; 16 U. S. C. 1, 17k-n, 461-467; Act of July 3, 1945, Public Law 123; Act of Dec. 28, 1945, Public Law 269.)

Estimate 1947, **\$779,320**

Appropriated 1946, **\$488,890**

\* Includes \$30,881 previously carried under "National Park Service," forest protection and fire prevention, and \$10,648 previously carried under "Water rights, National Park Service." For comparative purposes the amounts provided for 1945 and 1946 are shown in the schedule as transfers.

By objects	Obligations					
	Estimate, 1947		Estimate, 1946		Actual, 1945	
	Man-years	Total salary	Man-years	Total salary	Man-years	Total salary
<b>PERSONAL SERVICES, DEPARTMENTAL</b>						
Clerical, administrative, and fiscal service: Grade 15. Range \$8,750 to \$9,800:						
Director.....	1	\$9,800	1	\$9,800	1	\$9,000
Grade 14. Range \$7,175 to \$8,225:						
Associate director.....	1	8,225	1	8,225	1	7,500
Grade 13. Range \$6,230 to \$7,070:						
Assistant director.....	1	7,070	1	7,070	1	6,400
Supervisor of concessions.....	1	7,070	1	7,014	1.1	6,763
Chief, office of information.....	0.9	5,630				
Grade 12. Range \$5,180 to \$6,020:						
Finance officer.....	1	5,810	1	5,754	1	5,000
Editor in chief.....	1	5,600	1	5,600	1	4,900
Personnel officer.....	1	5,180	1	5,180	0.1	383
Assistant supervisor of concessions.....	1	5,180	0.7	3,626		
Grade 11. Range \$4,300 to \$5,180:						
Personnel officer.....	1	4,300			0.9	3,700
Assistant personnel officer.....	1	4,300	0.5	2,150		
Grade 10. Range \$3,970 to \$4,630:						
Division chief.....	5	22,160	5	22,100	5	19,150
Section chief.....	1	4,190	1	4,190	1	3,600
Procurement officer.....	0.9	3,620				
Grade 9. Range \$3,640 to \$4,300:						
Administrative assistant.....	1	3,750	1	3,750	1	3,200
Section chief.....	2	7,500	2	7,398	1.1	3,467
Assistant section chief.....	1	3,860	1	3,860	1	3,300
Assistant division chief.....	0.9	3,290				
Chief clerk.....	1	3,860	1	3,830	1	3,275
Accountant.....	2	7,940	1.5	6,120	1	3,652
Grade 8. Range \$3,310 to \$3,970:						
Grade 7. Range \$2,980 to \$3,640:						
Grade 6. Range \$2,650 to \$3,310:						
Grade 5. Range \$2,320 to \$2,980:						
Grade 4. Range \$2,100 to \$2,496:						
Grade 3. Range \$1,902 to \$2,298:						
Grade 2. Range \$1,704 to \$2,100:						
Professional service:						
Grade 6. Range \$6,230 to \$7,070:						
Chief counsel.....	1	6,650	1	6,650	1	5,800
Chief engineer.....	1	6,440	1	6,440	1	6,006
Chief forester.....	1	7,070	1	7,013	1	6,200

By objects	Obligations					
	Estimate, 1947		Estimate, 1946		Actual, 1945	
	Man-years	Total salary	Man-years	Total salary	Man-years	Total salary
<b>PERSONAL SERVICES, DEPARTMENTAL—CON.</b>						
Professional service—Continued						
Grade 6. Range \$6,230 to \$7,070—Con.						
Chief landscape architect.....	1	\$7,070	1	\$7,070	1	\$6,400
Chief of lands.....	1	7,070	1	7,070	1	6,400
Chief naturalist.....	1	6,860	1	6,804	1	6,000
Chief historian.....	1	6,440	1	6,440	1	5,600
Grade 5. Range \$5,180 to \$6,020:						
Division chief.....	9.7	53,252	6.6	36,862	6.4	31,439
Biologist.....	1	5,600	1	5,600	1	4,900
Park planner.....			0.8	4,144		
Assistant chief counsel.....	1	5,390	1	5,390	1	4,600
Assistant chief engineer.....	0.9	4,680			0.7	3,660
Assistant chief forester.....	1	6,020	1	6,020	1	5,300
Assistant chief historian.....	0.9	4,680				
Assistant chief naturalist.....	1	5,180	0.5	2,590		
Architect.....	1.9	9,860				
Geologist.....	0.9	4,680				
Grade 4. Range \$4,300 to \$5,180:						
Chief, water rights division.....	1	4,740	1	4,740	1	4,100
Park planner.....	2	9,260	2	9,201	2	8,500
Land planner.....	0.9	3,900				
Attorney.....	2	9,700	2	9,641	2	8,250
Forester.....	2	9,700	2	9,582	2	8,200
Architect.....	1.8	8,390	1.8	8,140	1	4,000
Biologist.....	0.9	3,900				
Section chief.....	1	4,960	1	4,842	1	4,200
Real estate officer.....	1	4,960	1	4,960		
Communications engineer.....	1	4,300	0.5	2,150		
Electrical engineer.....	1	4,300	0.5	2,150		
Engineer (civil).....	0.8	3,500				
Division chief.....	2	9,920	2	9,920	2	8,600
Assistant chief, museum division.....	0.9	3,900				
Assistant chief historian.....	1	4,740	1	4,740	1	4,000
Historian.....	1	4,300	0.8	3,400		
Archeologist.....	0.8	3,500				
Grade 3. Range \$3,640 to \$4,300:						
Park planner.....	1	3,640				
Engineer.....	1	3,750	1	3,699	0.5	1,733
Grade 2. Range \$2,980 to \$3,640:						
Subprofessional service:						
Grade 8. Range \$2,980 to \$3,640.....	1.9	6,330	1	3,581	1	3,037
Grade 7. Range \$2,650 to \$3,310.....	3	8,830	2.6	10,043	2	5,150
Crafts, protective, and custodial service:						
Grade 4. Range \$1,770 to \$2,166.....	1	1,968	1	1,912	0.8	1,261
Grade 3. Range \$1,572 to \$1,902.....	3	5,244	3.1	5,172	2.8	3,842
Total permanent, departmental.....	191.5	656,516	152.5	513,134	129.5	385,960
W. A. E. employment, departmental.....	1.5	2,670	1.5	2,670	0.7	3,112
Temporary employment, departmental.....	1	1,968	1	1,968	1.4	2,041
Overtime pay, departmental.....				6,654		64,660
<b>01 Personal services (net).....</b>	<b>194</b>	<b>661,154</b>	<b>155</b>	<b>524,426</b>	<b>131.6</b>	<b>455,773</b>
<b>OTHER OBLIGATIONS</b>						
02 Travel.....		34,300		32,836		22,458
03 Transportation of things.....		2,450		1,765		1,030
04 Communication services.....		2,500		3,496		507
06 Printing and binding.....		75,000		29,000		22,883
07 Other contractual services.....		1,350		600		1,903
08 Supplies and materials.....		1,866		1,219		988
09 Equipment.....		700		900		939
Total other obligations.....		118,166		69,816		50,708
<b>Grand total obligations.....</b>		<b>779,320</b>		<b>594,242</b>		<b>506,481</b>

By objects	Obligations		
	Estimate, 1947	Estimate, 1946	Actual, 1945
Reimbursements for services performed— Received by transfer from— "National Park Service":			-\$2,439
General expenses			-24,000
National parks			-1,616
Forest protection and fire prevention		-\$29,913	-28,515
"Printing and binding, Department of the Interior"			-22,883
"Recreational demonstration areas, National Park Service"			-8,468
"Water rights, National Park Service"		-10,599	-10,507
Net total obligations	\$779,320	553,730	405,113
Covered into Treasury as miscellaneous receipts, Public Law 369			+2,652
Excess of obligations over appropriation due to Public Law 106		-64,840	
<b>Total estimate or appropriation</b>	<b>779,320</b>	<b>488,890</b>	<b>407,165</b>
<b>BY PROJECTS OR FUNCTIONS</b>			
1. Salaries	\$623,900	\$496,522	\$391,925
2. General expenses	37,100	30,576	27,013
3. Printing and binding	75,000	29,000	22,883
4. Plans and surveys	43,320	31,490	
5. Overtime pay		6,654	61,660
Grand total obligations	779,320	594,242	506,481
Adjustments (see objects schedule for detail)		-105,372	-99,316
<b>Total estimate or appropriation</b>	<b>779,320</b>	<b>488,890</b>	<b>407,165</b>

Regional offices: For salaries and expenses of regional offices necessary in the administration, protection, maintenance, and improvement of the national park system. **[\$323,000] \$28,680.** (16 U. S. C. 1, 17 k-n, 461-467; Act of July 3, 1945, Public Law 123; Act of Dec. 28, 1945, Public Law 269.)

Estimate 1947, \*\$828,680      Appropriated 1946, †\$358,000

\* Includes \$62,069 previously carried under "National Park Service," forest protection and fire prevention, and \$17,890 previously carried under "Recreational demonstration areas, National Park Service." For comparative purposes the amounts provided for 1945 and 1946 are shown in the schedule as transfers.

† Includes \$35,000 appropriated in the First Deficiency Appropriation Act, 1946.

By objects	Obligations			
	Estimate, 1947	Estimate, 1946	Actual, 1945	
<b>PERSONAL SERVICES, FIELD</b>				
Clerical, administrative, and fiscal service:	Man-years	Total salary	Man-years	Total salary
Grade 13. Range \$6,230 to \$7,070:				
Regional director	4	\$27,542	4	\$24,200
Grade 12. Range \$5,180 to \$6,020:				
Associate regional director	4	23,336	4	20,460
Grade 11. Range \$4,300 to \$5,180:				
Assistant regional director	2	9,700	1	4,520
Coordinating superintendent			1	5,121
Grade 10. Range \$3,970 to \$4,630:				
Administrative assistant	1	4,080	1	3,974
Chief, concessions division	4	16,730	3	12,760
Grade 9. Range \$3,640 to \$4,300:				
Chief clerk	3	12,020	3	12,020
Field auditor	4	15,220	3.8	14,548
Grade 5. Range \$2,320 to \$2,980:				
Grade 5	11	27,280	11	26,809
Grade 4. Range \$2,100 to \$2,496:				
Grade 4	22.8	58,336	12.7	27,432
Grade 3. Range \$1,902 to \$2,298:				
Grade 3	36.8	71,528	19.2	37,947
Grade 2. Range \$1,704 to \$2,100:				
Grade 2	4	7,344	4	7,344
Professional service:				
Grade 5. Range \$5,180 to \$6,020:				
Regional attorney	1.9	9,842	0.5	2,590
Regional archeologist	1	5,180	0.5	2,590
Archeologist	1	5,180	0.5	2,590
Regional historian	3	15,540	1.5	7,770
Regional chief of lands	4	20,720		
Regional naturalist	2.7	13,986		
Chief, recreation study division			2.8	13,812
Grade 4. Range \$4,300 to \$5,180:				
Architect	7.2	31,660	1	4,901
Biologist	1.8	7,740		
Maintenance engineer	3.8	16,377		
Regional engineer	4	20,060	4	20,001
Engineer	2.4	10,500		
Regional forester	4	19,400	4	19,282
Regional landscape architect	4	18,740	4	18,365
Park planner	3.2	13,800	1.5	7,051
Grade 3. Range \$3,640 to \$4,300:				
Architect	14	53,020	4.8	17,788
Archeologist	4	14,560		
Engineer	4	16,760	4	16,650
Forester	5.7	22,288	3	12,370
Landscape architect	1	3,750	1	3,200
Park planner	5.6	20,360	1.4	4,854
Grade 2. Range \$2,980 to \$3,640:				
Subprofessional service:				
Grade 7. Range \$2,650 to \$3,310	6	16,590	2.8	7,068
Grade 6. Range \$2,320 to \$2,980	2.4	5,600		

By objects	Obligations					
	Estimate, 1947		Estimate, 1946		Actual, 1945	
<b>PERSONAL SERVICES, FIELD—continued</b>						
Subprofessional service—Continued	Man-years	Total salary	Man-years	Total salary	Man-years	Total salary
Grade 5. Range \$2,100 to \$2,496	2.4	\$5,000				
Grade 4. Range \$1,902 to \$2,298	6.4	12,190				
Total permanent, field	202.5	683,351	195	\$964,785	74.6	\$229,669
Temporary employment, field					0.5	1,111
W. A. E. employment, field	3.1	5,540	0.3	540	0.2	283
W. O. C. employment, field	2	0		0	2	0
Overtime pay, field				4,936		38,980
01 Personal services (net)	207.6	688,891	107.3	370,261	77.3	270,043
<b>OTHER OBLIGATIONS</b>						
02 Travel		71,855		37,804		22,596
03 Transportation of things		2,615		1,692		942
04 Communication services		6,165		3,348		2,724
05 Rents and utility services		27,008		27,594		20,372
07 Other contractual services		6,443		4,681		5,048
08 Supplies and materials		8,653		11,909		3,198
09 Equipment		17,175		4,913		382
13 Refunds, awards, and indemnities						360
Total other obligations		139,314		91,911		55,622
Grand total obligations		\$28,205		462,202		325,665
Reimbursements for services performed— Transferred to "Contingent expenses, Department of the Interior"		+475		+475		+475
Received by transfer from— "National Park Service," forest protection and fire prevention				-44,732		-46,219
"Recreational demonstration areas, National Park Service"				-17,945		-15,609
Net total obligations		\$28,680		400,000		260,793
Covered into Treasury as miscellaneous receipts, Public Law 369						+66
Excess of obligations over appropriation due to Public Law 106				-42,000		
Estimated savings, unobligated balance						1,141
<b>Total estimate or appropriation</b>		<b>\$28,680</b>		<b>358,000</b>		<b>262,000</b>
<b>BY PROJECTS OR FUNCTIONS</b>						
1. Region 1		\$146,775		\$106,568		\$83,133
2. Region 2		144,804		93,454		69,133
3. Region 3		138,971		86,803		65,364
4. Region 4		140,975		89,441		69,005
5. Plans and surveys		256,680		81,000		81,000
6. Overtime pay				4,936		38,980
Grand total obligations		\$28,205		462,202		325,665
Adjustments (see objects schedule for detail)		+475		-104,202		-63,665
<b>Total estimate or appropriation</b>		<b>\$28,680</b>		<b>358,000</b>		<b>262,000</b>

General expenses—

Transferred to "National Park Service," salaries and expenses: 1945, \$24,000.

National parks: For administration, protection, maintenance, and improvement of national parks, including necessary protection of the area of federally owned land in the custody of the National Park Service known as the Ocean Strip and Queets Corridor, adjacent to Olympic National Park, Washington; necessary repairs to the roads from Glacier Park Station through the Blackfeet Indian Reservation to the various points in the boundary line of Glacier National Park, Montana, and the international boundary; repair and maintenance of approximately two and seventy-seven one-hundredths miles of road leading from United States Highway 187 to the north entrance of Grand Teton National Park, Wyoming; not to exceed \$1,000 for the maintenance of approach roads through the Lassen National Forest leading to Lassen Volcanic National Park, California; maintenance and repair of the Generals Highway between the boundaries of Sequoia National Park, California, and the Grant Grove section of Kings Canyon National Park, California; maintenance of approximately two and one-fourth miles of roads comprising those portions of the Fresno-Kings Canyon approach road, Park Ridge Lookout Road, and Ash Mountain-Advance truck trail, necessary to the administration and protection of the Sequoia and Kings Canyon National Parks; not exceeding \$15,500 for maintenance of the roads in the national forests leading out of Yellowstone National Park, Wyoming, Idaho, and Montana; and not exceeding \$2,000 for maintenance of the road in the Stanislaus National Forest connecting the Tioga Road with the Hetch Hetchy Road near Mather Station, Yosemite National Park, California, and necessary expenses of a comprehensive study of the problems relating to the use and enjoyment of Yosemite National Park and the preservation of its natural features, \$1,925,675, including \$30,000 for the acquisition of the Ovington properties within the Olympic



NATIONAL PARK SERVICE—Continued

National Park Service—Continued

National Park Service, \$3,314,000. (16 U. S. C. 1, 2-4, 21, 41, 46-48, 80, 91, 111, 121, 141, 151, 156, 161, 191, 201, 221, 251, 341, 344, 347, 361, 391, 401-404, 406-408, 461-467; Act of July 3, 1945, Public Law 123; Act of Dec. 28, 1945, Public Law 269.)

Estimate 1947, <sup>a</sup> \$3,314,000      Appropriated 1946, <sup>b</sup> \$2,037,325

<sup>a</sup> Includes \$251,690 previously carried under "National Park Service," forest protection and fire prevention. For comparative purposes the amounts provided for 1945 and 1946 are shown in the schedule as transfers.

<sup>b</sup> Includes \$111,650 appropriated in the First Deficiency Appropriation Act, 1946.

By objects	Obligations					
	Estimate, 1947		Estimate, 1946		Actual, 1945	
<b>PERSONAL SERVICES, FIELD</b>						
Clerical, administrative, and fiscal service:	Man-	Total	Man-	Total	Man-	Total
years	salary	years	salary	years	salary	salary
Grade 13. Range \$6,230 to \$7,070:						
Superintendent.....	4	\$27,230	4	\$27,173	4	\$23,850
Grade 12. Range \$5,180 to \$6,020:						
Superintendent.....	9	50,820	9	50,173	9.1	44,355
Grade 11. Range \$4,300 to \$5,180:						
Superintendent.....	10	48,940	9.6	46,593	8.7	36,564
Assistant superintendent	4	19,840	4	19,721	4	16,874
Grade 10. Range \$3,970 to \$4,630:						
Superintendent.....	1	4,630	1	4,630	1	4,000
Assistant superintendent	3	12,900	3	12,830	3	11,050
Grade 9. Range \$3,640 to \$4,300:						
Superintendent.....	1	3,750	1	3,750	1	3,200
Assistant superintendent	7	29,000	5	21,115	5.8	20,654
Chief ranger.....	3	11,250	3	11,250	3	9,600
Grade 8. Range \$3,310 to \$3,970:						
Superintendent.....	10	36,510	9.5	34,451	8.9	27,813
Grade 7. Range \$2,980 to \$3,640:						
Superintendent.....	8	26,590	8	26,585	8	22,821
Grade 6. Range \$2,650 to \$3,310:						
Superintendent.....	21	61,040	19.7	56,408	18.8	45,901
Grade 5. Range \$2,320 to \$2,980:						
Superintendent.....	31	80,390	27.9	71,733	24.4	52,099
Grade 4. Range \$2,100 to \$2,496:						
Superintendent.....	48.8	107,940	39.6	88,298	36.6	68,629
Assistant superintendent		42,585,247		25,750,503		18.430,425
Grade 2. Range \$1,704 to \$2,100:						
Superintendent.....	28.5	50,844	19.8	35,535	17.9	26,632
Grade 1. Range \$1,506 to \$1,902:						
Superintendent.....	4	6,287	4	6,239	3.5	4,582
Professional service:						
Grade 4. Range \$4,300 to \$5,180:						
Engineer.....	1	4,960				
Naturalist.....	2	9,920	2	9,920	2	8,580
Landscape architect					0.2	707
Voleanologist.....	1	4,740	1	4,740	1	4,000
Grade 3. Range \$3,640 to \$4,300:						
Biologist.....	1	3,640				
Engineer.....	8	32,200	5	20,920	4	14,765
Naturalist.....	9	35,840	8	30,940	5.9	19,981
Grade 2. Range \$2,980 to \$3,640:						
Superintendent.....	15	47,560	9.5	29,853	5	12,180
Grade 1. Range \$2,320 to \$2,980:						
Superintendent.....	4	9,830	3.5	8,659	2	4,100
Subprofessional service:						
Grade 8. Range \$2,980 to \$3,640:						
Superintendent.....	1	3,420	1	3,335	0.6	1,681
Grade 7. Range \$2,650 to \$3,310:						
Superintendent.....	1	2,980	1	2,895	1	2,425
Grade 6. Range \$2,320 to \$2,980:						
Superintendent.....	1	2,320	0.5	1,160	0.2	449
Grade 5. Range \$2,100 to \$2,496:						
Superintendent.....	2	4,332	1	2,214	1	1,845
Grade 2. Range \$1,572 to \$1,902:						
Superintendent.....	1	1,902	1	1,902	1	1,560
Crafts, protective, and custodial service:						
Grade 10. Range \$2,980 to \$3,640:						
Superintendent.....	21	69,485	17.4	57,267	14.4	40,720
Grade 9. Range \$2,650 to \$3,310:						
Superintendent.....	57	169,530	51.5	151,147	47.3	116,858
Grade 8. Range \$2,320 to \$2,980:						
Superintendent.....	64.8	178,485	58.3	159,318	59.4	139,086
Grade 7. Range \$2,100 to \$2,496:						
Superintendent.....	176.6	434,306	142.2	350,576	123.2	253,757
Grade 6. Range \$1,860 to \$2,100:						
Superintendent.....	63.4	141,541	46.4	103,721	40.1	77,334
Grade 5. Range \$1,506 to \$1,902:						
Superintendent.....	28	57,282	16.1	33,138	14.8	24,942
Grade 4. Range \$1,300 to \$1,770:						
Superintendent.....	59.7	111,675	53.4	98,766	38.6	59,588
Grade 3. Range \$1,100 to \$1,500:						
Superintendent.....	24	39,510	17.5	28,925	17.6	24,492
Grade 2. Range \$1,440 to \$1,770:						
Superintendent.....	33	51,414	23.9	37,470	26.6	33,232
Unclassified.....	4	7,948	5	9,150	6.3	11,122
<b>Total permanent, field.....</b>	<b>814.3</b>	<b>2,088,028</b>	<b>659</b>	<b>1,713,003</b>	<b>588.3</b>	<b>1,302,433</b>
Temporary employment, field.....	343.5	688,974	193.1	371,217	179.8	289,238
Part-time employment, field.....	5	8,162	3.2	4,886	3.6	5,381
W. A. E. employment, field.....	89.5	158,018	61.2	104,765	62	101,374
W. O. C. employment, field.....	10	0	10	0	13.1	0
\$12-per-year employment, field.....	1	12	1	12	1	12
Overtime pay, field.....				64,936		357,454
Night-work differential, field.....		7,394		5,593		
Additional pay for foreign service, field.....		20,585		14,952		10,937
<b>All personal services, field.....</b>	<b>1,263.3</b>	<b>2,971,173</b>	<b>927.5</b>	<b>2,279,364</b>	<b>847.8</b>	<b>2,066,829</b>
Deduct quarters and subsistence furnished.....		118,944		102,139		98,683
<b>01 Personal services (net).....</b>	<b>1,263.3</b>	<b>2,852,229</b>	<b>927.5</b>	<b>2,177,225</b>	<b>847.8</b>	<b>1,968,146</b>
<b>OTHER OBLIGATIONS</b>						
02 Travel.....		34,108		20,863		25,383
03 Transportation of things.....		30,346		17,057		13,343
04 Communication services.....		9,222		6,987		5,803
05 Rents and utility services.....		67,031		52,460		51,103
07 Other contractual services.....		47,997		26,161		38,071
08 Supplies and materials.....		388,308		258,297		306,277

By objects	Obligations		
	Estimate, 1947	Estimate, 1946	Actual, 1945
<b>OTHER OBLIGATIONS—continued</b>			
09 Equipment.....	\$340,468	\$13,525	\$37,424
10 Lands and structures.....		30,000	1,077
11 Grants, subsidies, and contributions.....			110
<b>Total other obligations.....</b>	<b>917,420</b>	<b>425,350</b>	<b>478,591</b>
<b>Grand total obligations.....</b>	<b>3,769,649</b>	<b>2,602,575</b>	<b>2,446,737</b>
Reimbursements for services performed.....	-460,649	-112,957	-127,808
Transferred to—			
"Contingent expenses, Department of the Interior".....	+5,000	+5,000	+5,000
"National Park Service":			
Salaries and expenses.....			+4,616
Emergency reconstruction and fighting forest fires.....			+1,063
Boulder Dam recreational area.....			+1,827
Received by transfer from "National Park Service," forest protection and fire prevention.....			-158,923
<b>Net total obligations.....</b>	<b>3,314,000</b>	<b>2,335,695</b>	<b>2,187,943</b>
Covered into Treasury as miscellaneous receipts, Public Law 369.....			+2,660
Excess of obligations over appropriation due to Public Law 105.....		-298,370	
Estimated savings, unobligated balance.....			37,897
<b>Total estimate or appropriation.....</b>	<b>3,314,000</b>	<b>2,037,325</b>	<b>2,228,500</b>

<b>BY PROJECTS OR FUNCTIONS</b>			
1. Acadia.....	\$53,072	\$40,072	\$39,059
2. Big Bend.....	37,589	23,839	14,756
3. Carlsbad Caverns.....	126,037	94,437	79,521
4. Crater Lake.....	128,345	61,445	54,628
5. Glacier.....	260,583	177,302	148,118
6. Grand Canyon.....	170,766	110,108	95,206
7. Grand Teton.....	50,765	34,365	30,234
8. Great Smoky Mountains.....	146,508	104,108	86,317
9. Hawaii.....	104,892	57,692	45,515
10. Hot Springs.....	98,441	73,991	62,020
11. Isle Royale.....	70,079	29,257	25,856
12. Lassen Volcanic.....	85,206	50,406	38,338
13. Mammoth Cave.....	111,811	83,311	68,474
14. Mesa Verde.....	82,595	57,645	43,243
15. Mount McKinley.....	42,716	28,316	21,477
16. Mount Rainier.....	214,031	150,281	116,428
17. Olympic.....	91,918	95,718	61,708
18. Platt.....	27,059	19,589	17,913
19. Rocky Mountain.....	146,477	87,857	74,731
20. Sequoia-Kings Canyon.....	247,335	153,135	144,235
21. Shenandoah.....	138,426	88,821	66,082
22. Wind Cave.....	27,210	22,710	18,683
23. Yellowstone.....	553,298	377,985	309,286
24. Yosemite.....	412,038	306,138	255,000
25. Zion and Bryce Canyon.....	90,732	58,232	48,955
26. Forest protection and fire prevention.....	251,690	150,879	123,500
27. Overtime pay.....		64,936	357,454
<b>Grand total obligations.....</b>	<b>3,769,649</b>	<b>2,602,575</b>	<b>2,446,737</b>
Adjustments (see objects schedule for detail).....	-455,649	-565,250	-218,237
<b>Total estimate or appropriation.....</b>	<b>3,314,000</b>	<b>2,037,325</b>	<b>2,228,500</b>

Great Smoky Mountains National Park (land acquisition):

By objects	Obligations		
	Estimate, 1947	Estimate, 1946	Actual, 1945
<b>PERSONAL SERVICES, FIELD</b>			
Temporary employment, field.....			\$18
Overtime pay, field.....			2
<b>01 Personal services (net).....</b>			<b>20</b>
<b>OTHER OBLIGATIONS</b>			
02 Travel.....	\$300	\$300	
07 Other contractual services.....	20	20	
08 Supplies and materials.....	50	50	
10 Lands and structures.....	44,031	27,500	2,321
<b>Total other obligations.....</b>	<b>44,401</b>	<b>27,870</b>	<b>2,321</b>
<b>Grand total obligations.....</b>	<b>44,401</b>	<b>27,870</b>	<b>2,341</b>
Prior year balance available in 1945.....			-74,612
1945 balance available in 1946.....		-72,271	+72,271
1946 balance available in 1947.....	-44,401	+44,401	
<b>Total estimate or appropriation.....</b>			

National monuments: For administration, protection, maintenance, improvement, and preservation of national monuments, and not exceeding \$308 for right-of-way easements across privately



owned railroad lands necessary for supplying water to the Statue of Liberty National Monument, \$411,900.] (16 U. S. C. 1, 2-4, 431-433; Act of July 3, 1945, Public Law 123; Act of Dec. 28, 1945, Public Law 269.)

Appropriated 1946, \* \$441,900

\* Includes \$30,000 appropriated in the First Deficiency Appropriation Act, 1946.

NOTE.—The appropriation under the above title has been transferred to and estimated for under "National Park Service," national monument, historical, and military areas. For comparative purposes the amounts appropriated for 1945 and 1946 are shown in the schedule as transfers.

By objects	Obligations		
	Estimate, 1947	Estimate, 1946	Actual, 1945
Transferred to "National Park Service," national monument, historical, and military areas			
Excess of obligations over appropriation due to Public Law 106		+ \$504,645	+ \$328,435
		- 62,745	
Total estimate or appropriation		441,900	328,435

[National historical parks and memorials: For administration, protection, maintenance, and improvement, including the maintenance of structures on the former Cape Hatteras Light Station Reservation within the Cape Hatteras National Seashore Recreational Area project, \$160,000.] (16 U. S. C. 81, 159, 211, 214, 231, 409, 462, 466; 5 U. S. C. 124-132; Act of Mar. 2, 1927 (44 Stat. 1264); Act of Feb. 25, 1929 (45 Stat. 1300); 5 U. S. C. 1331, note, p. 90; Act of May 28, 1930 (46 Stat. 431); Act of July 3, 1945, Public Law 123; Act of Dec. 28, 1945, Public Law 269.)

Appropriated 1946, \* \$211,000

\* Includes \$51,000 appropriated in the First Deficiency Appropriation Act, 1946.

NOTE.—The appropriation under the above title has been transferred to and estimated for under "National Park Service," national monument, historical, and military areas. For comparative purposes the amounts appropriated for 1945 and 1946 are shown in the schedule as transfers.

By objects	Obligations		
	Estimate, 1947	Estimate, 1946	Actual, 1945
Transferred to "National Park Service," national monument, historical, and military areas			
Excess of obligations over appropriation due to Public Law 106		+ \$235,525	+ \$171,820
		- 24,525	
Total estimate or appropriation		211,000	171,820

[National military parks, battlefields, and cemeteries: For administration, protection, maintenance, and improvement, including the maintenance and repair of the approach road to the Custer Battlefield National Cemetery and the road connecting the said cemetery with the Reno Monument site, Montana, \$249,038.] (16 U. S. C. 422, 423, 423j, 424-430, 430f, 430i, 430t, 446, 461-466; 5 U. S. C. 124-132; Act of Mar. 4, 1929 (45 Stat. 1558); Act of Mar. 4, 1931 (46 Stat. 1522); 24 U. S. C. 278; Act of July 3, 1945, Public Law 123; Act of Dec. 28, 1945, Public Law 269.)

Appropriated 1946, \* \$274,038

\* Includes \$25,000 appropriated in the First Deficiency Appropriation Act, 1946.

NOTE.—The appropriation under the above title has been transferred to and estimated for under "National Park Service," national monument, historical, and military areas. For comparative purposes the amounts appropriated for 1945 and 1946 are shown in the schedule as transfers.

By objects	Obligations		
	Estimate, 1947	Estimate, 1946	Actual, 1945
Transferred to "National Park Service," national monument, historical, and military areas			
Excess of obligations over appropriation due to Public Law 106		+ \$315,450	+ \$441,000
		- 41,412	
Total estimate or appropriation		274,038	441,000

National monument, historical, and military areas: For administration, protection, maintenance, improvement, and preservation of national monuments, historical parks, memorials, historic sites, military parks, battlefields, and cemeteries, including not exceeding \$308 for right-of-way easements across privately owned railroad lands

necessary for supplying water to the Statue of Liberty National Monument, and the maintenance of structures on the former Cape Hatteras Light Station Reservation within the Cape Hatteras National Seashore Recreational Area project, \$1,396,615. (16 U. S. C. 1, 2-4, 81, 159, 211, 214, 231, 409, 422, 423, 423j, 424-430, 430f, 430i, 430t, 431-433, 446, 461-466; 5 U. S. C. 124-132; 5 U. S. C. 1331, note, p. 90; Act of Mar. 2, 1927 (44 Stat. 1264); Act of Feb. 25, 1929 (45 Stat. 1300); Act of Mar. 4, 1929 (45 Stat. 1558); Act of May 28, 1930 (46 Stat. 431); Act of Mar. 4, 1931 (46 Stat. 1522); 24 U. S. C. 278; Act of July 3, 1945, Public Law 123.)

Estimate 1947, \* \$1,396,615

\* Transferred from appropriations as follows:

"National Park Service":	
National monuments	\$636,459
National historical parks and memorials	339,749
National military parks, battlefields, and cemeteries	371,354
Forest protection and fire prevention	49,053

For comparative purposes the amounts provided for 1945 and 1946 are shown in the schedule as transfers.

By objects	Obligations					
	Estimate, 1947		Estimate, 1946		Actual, 1945	
<b>PERSONAL SERVICES, FIELD</b>						
Clerical, administrative, and fiscal service:	Man-years	Total salary	Man-years	Total salary	Man-years	Total salary
Grade 12. Range \$5,180 to \$6,020: Superintendent	1	\$5,390	1	\$5,390	1	\$4,600
Grade 11. Range \$4,300 to \$5,180: Superintendent	5	24,580	5	24,466	5	21,000
Grade 10. Range \$3,970 to \$4,630: Superintendent	2	8,710	2	8,604	2	7,827
Grade 9. Range \$3,640 to \$4,300: Superintendent	9	37,160	8.3	33,522	8	28,132
Grade 8. Range \$3,310 to \$3,970	2	6,810	2	6,822	2	5,786
Grade 7. Range \$2,980 to \$3,640	28	89,674	24	77,356	22.5	61,899
Grade 6. Range \$2,650 to \$3,310	21	59,830	21	58,847	18.9	43,685
Grade 5. Range \$2,320 to \$2,980	15	39,220	11.6	30,562	11.8	25,761
Grade 4. Range \$2,100 to \$2,496	14.2	31,140	10.6	22,939	8.6	16,388
Grade 3. Range \$1,902 to \$2,298	15	29,705	11.8	23,394	10	16,290
Grade 2. Range \$1,704 to \$2,100	19.5	35,033	13.6	24,556	11	16,153
Grade 1. Range \$1,506 to \$1,902	1	1,506	1.7	2,681	1.6	2,074
Professional service:						
Grade 3. Range \$3,640 to \$4,300: Naturalist	1	3,970	1	3,860	1	3,300
Historian	2	7,390	1.5	5,570	1	3,200
Museum preparator	1	3,640				
Grade 2. Range \$2,980 to \$3,640	11	35,140	7.5	23,940	5	13,650
Grade 1. Range \$2,320 to \$2,980	14	34,790	9	22,630	5.6	11,790
Subprofessional service:						
Grade 6. Range \$2,320 to \$2,980	3	7,290	1	2,650	1	2,200
Grade 5. Range \$2,100 to \$2,496	4	8,598	3.1	6,636	1.3	2,580
Grade 4. Range \$1,902 to \$2,298	6	11,676	2	4,002	1	1,680
Grade 3. Range \$1,704 to \$2,100	11	19,800	9.8	17,332	6.5	9,400
Grade 2. Range \$1,572 to \$1,968	1	1,572				
Grade 1. Range \$1,440 to \$1,836	2	3,144	2	3,144	2	2,520
Crafts, protective, and custodial service:						
Grade 9. Range \$2,650 to \$3,310	4	12,140	3	9,157	3	7,825
Grade 8. Range \$2,320 to \$3,000	5	13,250	3	8,446	2.6	6,015
Grade 7. Range \$2,364 to \$2,870	72	177,622	56.7	141,540	42.2	88,771
Grade 6. Range \$2,106 to \$2,562	21	47,799	19.5	44,272	17.7	33,657
Grade 5. Range \$1,968 to \$2,364	10	20,802	8.4	17,502	8	13,832
Grade 4. Range \$1,770 to \$2,166	42.5	77,847	29	53,649	19.3	29,732
Grade 3. Range \$1,572 to \$1,902	47	77,344	33.1	55,178	26	35,730
Grade 2. Range \$1,440 to \$1,770	67.8	105,349	53.9	84,084	54.2	68,817
Total permanent, field	458	1,037,951	356.1	822,731	299.8	584,294
Temporary employment, field	64.7	109,278	29.1	46,914	25.6	37,566
Part-time employment, field	10.9	15,593	7.3	9,900	7.5	9,271
W. A. E. employment, field	17	20,968	13.9	18,522	12.3	14,428
W. O. C. employment, field	2	0	2	0	2	0
\$12-per-year employment, field	2	24	2.4	29	2.9	35
Overtime pay, field				20,934		137,554
Night-work differential, field		1,395		820		
Additional pay for foreign service, field		690		682		570
All personal services, field	553.6	1,185,899	410.8	920,532	350.1	783,718
Deduct quarters and subsistence furnished		35,618		31,111		29,414
01 Personal services (net)	553.6	1,150,281	410.8	889,421	350.1	754,304
<b>OTHER OBLIGATIONS</b>						
02 Travel		11,903		7,640		10,046
03 Transportation of things		5,633		4,096		5,138
04 Communication services		7,283		6,308		4,961
05 Rents and utility services		35,594		30,112		28,810
07 Other contractual services		31,592		23,331		39,608
08 Supplies and materials		124,768		102,188		92,848
09 Equipment		97,855		10,165		13,376
10 Lands and structures				1,840		
Total other obligations		314,628		185,680		194,787
Grand total obligations		1,464,909		1,075,101		949,091
Reimbursements for services performed		-70,119		-1,934		-3,356
Transferred to—						
"Cemeterial expenses, War Department"						+3,184
"Contingent expenses, Department of the Interior"		+1,825		+1,825		+1,825



By objects	Obligations		
	Estimate, 1947	Estimate, 1946	Actual, 1945
<b>OTHER OBLIGATIONS—continued</b>			
07 Other contractual services.....	\$1,500	\$1,000	\$1,620
08 Supplies and materials.....	5,499	5,307	8,742
09 Equipment.....	350	850	473
Total other obligations.....	12,349	11,500	16,074
Grand total obligations.....	100,800	84,802	81,279
Reimbursements for services performed.....	-8,000		-4,977
Transferred to "Contingent expenses, Department of the Interior".....	+200	+200	+200
Received by transfer from "National Park Service," national parks.....			-1,827
Net total obligations.....	93,000	85,002	74,675
Covered into Treasury as miscellaneous receipts, Public Law 369.....			+25
Excess of obligations over appropriation due to Public Law 106.....		-11,490	
Total estimate or appropriation.....	93,000	73,512	74,700
<b>BY PROJECTS OR FUNCTIONS</b>			
1. Administration.....	\$61,099	\$53,677	\$38,183
2. Maintenance.....	39,351	28,642	31,493
3. Equipment.....	350	850	473
4. Overtime pay.....		1,633	11,130
Grand total obligations.....	100,800	84,802	81,279
Adjustments (see objects schedule for detail).....	-7,800	-11,290	-6,579
Total estimate or appropriation.....	93,000	73,512	74,700

Lake Texoma Recreational Area, Texas and Oklahoma: For administration, protection, improvement, and maintenance in co-operation with the Chief of Engineers of the War Department of [recreational] areas devoted to recreational use within the Denison Dam and Reservoir projects, [\$40,000] \$54,000. (Act of July 3, 1945, Public Law 123.)

Estimate 1947, \$54,000

Appropriated 1946, \$40,000

By objects	Obligations		
	Estimate, 1947	Estimate, 1946	Actual, 1945
<b>PERSONAL SERVICES, FIELD</b>			
Clerical, administrative, and fiscal service:	Man-years	Total salary	Man-years
Grade 12. Range \$5,180 to \$6,020:			Total salary
Supervisor.....	1	\$5,390	1
Grade 10. Range \$3,970 to \$4,630:			
Assistant supervisor.....	1	3,970	1
Grade 6. Range \$2,650 to \$3,310.....	1	2,650	0.7
Grade 4. Range \$2,100 to \$2,496.....	1	2,166	1
Professional service:			
Grade 4. Range \$4,300 to \$5,180:			
Architect.....	1	4,520	0.7
Landscape architect.....	1	4,300	0.7
Grade 3. Range \$3,640 to \$4,300:			
Engineer.....	1	3,750	1
Crafts, protective, and custodial service:			
Grade 10. Range \$2,980 to \$3,640.....	1	2,980	0.7
Grade 7. Range \$2,364 to \$2,870.....	4	9,456	2.8
Total permanent, field.....	12	39,182	9.6
Temporary employment, field.....	0.8	1,684	1
Overtime pay, field.....			383
01 Personal services (net).....	12.8	40,866	10.6
<b>OTHER OBLIGATIONS</b>			
02 Travel.....		1,000	
03 Transportation of things.....		83	
04 Communication services.....		100	
05 Rents and utility services.....		1,000	
07 Other contractual services.....		375	
08 Supplies and materials.....		3,076	
09 Equipment.....		7,500	
Total other obligations.....		13,134	
Total estimate or appropriation.....		54,000	
<b>BY PROJECTS OR FUNCTIONS</b>			
1. Administration.....	\$43,957	\$36,893	
2. Maintenance, repair, and operation.....	2,543	2,343	
3. Equipment.....	7,500	851	
4. Overtime pay.....		383	
Total estimate or appropriation.....	54,000	40,000	

Emergency reconstruction and fighting forest fires: For reconstruction, replacement, and repair of roads, trails, bridges, buildings, and other physical improvements and of equipment in areas under the jurisdiction of the National Park Service that are damaged or destroyed by flood, fire, storm, or other unavoidable causes, and for fighting or emergency prevention of forest fires in areas administered by the National Park Service, or fires that endanger such areas, including lands in process of condemnation for national park or monument purposes, \$30,000, together with not to exceed \$100,000 to be transferred upon the approval of the Secretary from the various appropriations for national parks and national monuments herein contained, any such diversions of appropriations to be reported to Congress in the annual Budget: *Provided*, That the allotment of these funds to the various areas administered by the National Park Service as may be required for fire-fighting purposes shall be made by the Secretary only after the obligation for the expenditure has been incurred. (16 U. S. C. 1, 2-4, 461-467; Act of July 3, 1945, Public Law 123.)

Estimate 1947, \$30,000

Appropriated 1946, \$30,000

By objects	Obligations		
	Estimate, 1947	Estimate, 1946	Actual, 1945
<b>PERSONAL SERVICES, FIELD</b>			
Temporary employment, field.....	6	\$12,000	4.7
Part-time employment, field.....			1.7
W. A. E. employment, field.....			1.2
Overtime pay, field.....		200	2,355
01 Personal services (net).....	6	12,000	7.6
<b>OTHER OBLIGATIONS</b>			
02 Travel.....		1,000	
03 Transportation of things.....		800	
04 Communication services.....		200	
05 Rents and utility services.....		5,000	
07 Other contractual services.....		1,750	
08 Supplies and materials.....		8,050	
09 Equipment.....		1,200	
Total other obligations.....		18,000	
Grand total obligations.....		30,000	
Received by transfer from "National Park Service," national parks.....			-1,063
Total estimate or appropriation.....		30,000	

Forest protection and fire prevention: For control and prevention of spread of forest insects and tree diseases and for fire-prevention measures, including necessary local transportation and subsistence in kind of persons selected for employment or as cooperators, serving without other compensation while attending fire-protection training camps in connection with the fire-control programs of the National Park Service, \$213,100. (16 U. S. C. 1, 2-4, 461-467; Act of July 3, 1945, Public Law 123.)

Appropriated 1946, \$213,100

NOTE.—The appropriation under the above title has been transferred to and estimated for under appropriations as follows:  
 "National Park Service":  
 Salaries and expenses..... \$30,881  
 Regional offices..... 62,009  
 National parks..... 251,610  
 National monument, historical, and military areas..... 49,053  
 For comparative purposes the amounts appropriated for 1945 and 1946 are shown in the schedule as transfers.

By objects	Obligations		
	Estimate, 1947	Estimate, 1946	Actual, 1945
Received by transfer from "Fire protection of forests, forest industries, and strategic facilities (national defense)".....			-\$50,657
Transferred to—			
"National Park Service":			
Regional offices.....		+\$44,732	+46,219
Salaries and expenses.....		+29,913	+28,515
National parks.....		+158,923	+143,492
National monuments.....		+17,532	+15,409
Net total obligations.....		251,100	182,978
Covered into Treasury as miscellaneous receipts, Public Law 369.....			+61
Excess of obligations over appropriation due to Public Law 106.....		-38,000	
Estimated savings, unobligated balance.....			4,551
Total estimate or appropriation.....		213,100	187,590

NATIONAL PARK SERVICE—Continued

National Park Service—Continued

The total of the foregoing amounts shall be available in one fund for the National Park Service: *Provided*, That 5 per centum of the foregoing amounts shall be available interchangeably and any such diversion of funds shall be reported to Congress in the annual Budget: *Provided further*, That no part of the foregoing appropriations for the National Park Service shall be available for the payment of the salaries or expenses of any employee of the National Park Service assigned to duties, except as to inspection and audit, in connection with the Jefferson National Expansion Memorial in Saint Louis, Missouri. (Act of July 3, 1945, Public Law 123.)

Estimate 1947, \$6,495,615      Appropriated 1946, \$4,167,765

Payment to Henry Weihert or Successors in Interest—

[For the settlement in full, including expenses incidental thereto, of the claim of Henry Weihert, or any other successors in interest under allotment numbered 423 of White Goose, to a certain tract of land containing approximately ten acres, in the southeast quarter southwest quarter section 18, township 3 south, range 35 east, Montana principal meridian, which allotted lands partially overlap the Custer Battlefield National Cemetery, Montana, fiscal year 1946, \$250.] (Act of July 5, 1945, Public Law 132.)

Appropriated 1946, \$250

10 Lands and structures: Obligations—1946, \$250.

Water Rights, National Park Service—

Investigation and purchase of water rights: [The unexpended balance of funds available for this purpose for the fiscal year 1945 is continued available for the same purpose during the fiscal year 1946.] For the investigation and establishment of water rights, including the acquisition thereof or of lands or interests in lands or rights-of-way for use and protection of water rights necessary or beneficial in the administration and public use of the national parks and monuments, \$50,000, and in addition thereto the unexpended balance of funds available for this purpose during the fiscal year 1946, to remain available until expended. (Act of July 3, 1945, Public Law 123.)

Estimate 1947, \$50,000

\* Excludes \$10,648 transferred to and estimated for under "National Park Service," salaries and expenses. For comparative purposes the amounts provided for 1945 and 1946 are shown in the schedule as transfers.

By objects	Obligations					
	Estimate, 1947		Estimate, 1946		Actual, 1945	
	Man-years	Total salary	Man-years	Total salary	Man-years	Total salary
01 Personal services, field (net)	3	\$5,000				
<b>OTHER OBLIGATIONS</b>						
02 Travel		1,500	\$500			\$353
03 Transportation of things						1,029
04 Other contractual services		1,350	260			223
05 Rents and utility services		940	235			29
06 Supplies and materials		60	15			7
07 Equipment						
08 Lands and structures		55,419				
Total other obligations		59,269	1,010			1,641
Grand total obligations		64,269	1,010			1,641
Transferred to "National Park Service," salaries and expenses			+10,599			+10,507
Reappropriation of prior year balance for 1945						-38,101
Reappropriation of 1945 balance for 1946			-25,878			+25,878
Reappropriation of 1946 balance for 1947		-14,269	+14,269			
Covered into Treasury as miscellaneous receipts, Public Law 369						+75
Total estimate or appropriation		50,000				

Recreational Demonstration Areas, National Park Service—

Recreational demonstration areas: For administration, protection, operation, and maintenance of recreational demonstration areas, [\$115,000] \$97,600. (Act of June 16, 1933 (48 Stat. 200); Act of Apr. 8, 1935 (49 Stat. 115); 16 U. S. C. 459r, Supp. III; Act of July 3, 1945, Public Law 123; Act of Dec. 28, 1945, Public Law 269.)

Estimate 1947, \$97,600      Appropriated 1946, \$125,000

\* Excludes \$17,890 transferred to "National Park Service," regional offices. For comparative purposes the amounts provided for 1945 and 1946 are shown in the schedule as transfers.

<sup>b</sup> Includes \$10,000 appropriated in the First Deficiency Appropriation Act, 1946.

By objects	Obligations					
	Estimate, 1947		Estimate, 1946		Actual, 1945	
	Man-years	Total salary	Man-years	Total salary	Man-years	Total salary
<b>PERSONAL SERVICES, FIELD</b>						
Clerical, administrative, and fiscal service:						
Grade 8. Range \$3,210 to \$3,370	3	\$11,690	4	\$15,575	4	\$13,375
Grade 7. Range \$2,980 to \$3,640	4	13,020	5 5	17,921	5	14,406
Grade 6. Range \$2,650 to \$3,310	4	12,910	4	12,795	3 7	9,916
Grade 5. Range \$2,320 to \$2,980	1	2,430	2	5,190	2	4,300
Grade 3. Range \$1,902 to \$2,298			1	1,902	0 3	309
Grade 2. Range \$1,704 to \$2,100			1	1,836	1 2	1,762
Crafts, protective, and custodial service:						
Grade 7. Range \$2,364 to \$2,870	1	2,496	3	7,488	3	6,300
Grade 6. Range \$2,166 to \$2,562	1	2,298	1	2,298	1	1,920
Grade 5. Range \$1,968 to \$2,364	1	2,100	2	4,206	2	3,480
Grade 4. Range \$1,770 to \$2,166	9	16,986	10 5	19,943	10 1	15,575
Total permanent, field	24	63,930	34	89,148	32 3	71,343
Temporary employment, field	8 7	14,266	6 1	9,263	2 5	2,743
W. A. E. employment, field	3 7	6,090	5 1	7,803	2 4	3,604
Overtime pay, field				2,345		16,487
All personal services, field	36 4	84,286	45 2	108,559	37 2	94,177
Deduct quarters and subsistence furnished		3,538		3,724		3,501
01 Personal services (net)	36 4	80,748	45 2	104,835	37 2	90,676
<b>OTHER OBLIGATIONS</b>						
02 Travel		400		510		153
03 Transportation of things		300		390		264
04 Communication services		800		1,085		794
05 Rents and utility services		5,195		7,280		7,895
06 Other contractual services		2,000		2,825		1,750
07 Supplies and materials		9,207		11,140		8,411
09 Equipment		1,450		850		144
Total other obligations		19,352		24,080		19,411
Grand total obligations		100,100		128,915		110,087
Reimbursements for services performed		-2,500		-4,000		-4,786
Transferred to—						
"National Park Service":						
Salaries and expenses						+8,403
Regional offices				+17,945		+15,609
Net total obligations		97,600		142,860		129,318
Covered into Treasury as miscellaneous receipts, Public Law 369						+837
Excess of obligations over appropriation due to Public Law 106				-17,860		
Estimated savings, unobligated balance						2,845
Total estimate or appropriation		97,600		125,000		133,000

BY PROJECTS OR FUNCTIONS			
Region 1			
1. Alexander H. Stephens	\$5,150	\$4,600	\$3,400
2. Blue Knob		10,077	7,944
3. Camden Hills	7,230	6,525	5,323
4. Catactin	12,900	12,438	9,918
5. Hard Labor Creek	7,600	8,324	6,017
6. Hickory Run		7,826	5,075
7. Laurel Hill		5,425	3,321
8. Otter Creek	9,700	8,694	6,954
9. Pine Mountain	5,150	4,534	3,706
10. Raccoon Creek		7,025	5,206
11. Swift Creek	11,400	9,577	6,926
12. Shelly Forest			119
Region 2			
13. Cuiivre River	8,130	6,834	4,838
14. Custer		350	66
15. Lake of the Ozarks	7,500	7,056	5,311
16. Montserrat	7,550	6,786	4,911
17. Roosevelt		5,879	4,208
Region 4			
18. Mendocino Woodlands	7,220	7,103	4,977
19. Silver Creek	10,220	7,517	5,380
20. Overtime pay		2,345	16,487
Grand total obligations	100,100	128,915	110,087
Adjustments (see objects schedule for detail)	-2,500	-3,915	+22,913
Total estimate or appropriation	97,600	125,000	133,000

Salaries and Expenses, National Capital Parks—

Salaries and expenses, National Capital parks: For administration, protection, maintenance, and improvement of the Arlington Memorial Bridge, George Washington Memorial Parkway, monuments and memorials in the District of Columbia and area adjacent thereto, Lee Mansion, Battleground National Cemetery, Chopawamsic Recreational Area, Chesapeake and Ohio Canal, Federal parks in the District of Columbia, and other Federal lands authorized by the Act of May 29, 1930 (46 Stat. 482), including the pay and allowances in accordance with the provisions of the Act of May 27, 1924 (43 Stat. 174), as amended, of the United States park police force [for the George Washington Memorial Parkway], purchase

of revolvers and ammunition, purchase, cleaning, and repair of uniforms for police, guards, and elevator conductors, and equipment, per diem employees at rates of pay approved by the [Director] Secretary not exceeding current rates for similar services in the District of Columbia, stenographic reporting service, travel[ing] expenses and carfare, newspapers (not to exceed \$100), and leather and rubber articles for the protection of public property and employees, [8400,000] \$750,000. (40 U. S. C. 2; Act of July 3, 1945, Public Law 123; Act of Dec. 28, 1945, Public Law 269.)

Estimate 1947, \$750,000      Appropriated 1946, \$470,000  
 \* Includes \$70,000 appropriated in the First Deficiency Appropriation Act, 1946.

By objects	Obligations					
	Estimate, 1947		Estimate, 1946		Actual, 1945	
<b>PERSONAL SERVICES, FIELD</b>	Man-years	Total salary	Man-years	Total salary	Man-years	Total salary
Clerical, administrative, and fiscal service:						
Grade 9. Range \$3,640 to \$4,300:						
Manager, recreational area.....	1	\$4,080	0.5	\$2,040		
Grade 7. Range \$2,980 to \$3,640:						
2.....	2	6,400	2	6,370	2	\$5,359
2.....	2	5,850	2	5,290	1	2,705
Grade 5. Range \$2,320 to \$2,980:						
3.....	3	7,730	3	7,700	3	6,214
Grade 4. Range \$2,100 to \$2,496:						
10.....	10	22,320	10	22,160	9.7	18,082
Grade 3. Range \$1,902 to \$2,298:						
4.....	4	7,674	2	3,815	0.8	1,292
Grade 2. Range \$1,704 to \$2,100:						
1.....	1	1,836	1	1,836	1	1,660
Grade 1. Range \$1,506 to \$1,902:						
1.....	1	1,638	1	1,620	1	1,305
Professional service:						
Grade 6. Range \$6,230 to \$7,070:						
Assistant superintendent.....	1	6,230	1	6,250	1	5,522
Grade 5. Range \$5,180 to \$6,020:						
Chief of planning.....	1	5,180	1	5,180	0.6	3,040
Senior attorney.....	1	5,390	1	5,390	1	4,600
Grade 4. Range \$4,300 to \$5,180:						
Landscape architect.....	1	4,960	1	4,842	0.9	3,850
Architect.....	1	4,300	1	4,300	0.1	211
Chief of memorials.....	1	4,300	0.9	3,804		
Grade 3. Range \$3,640 to \$4,300:						
Architect.....	1	3,640			0.9	3,375
Landscape architect.....	2	7,390	2	7,343	0.1	133
Civil engineer.....	4	15,220	3	11,411	1.7	5,928
Naturalist.....	1	3,640	0.5	1,820		
Chief of memorials.....			0.1	433	1	3,209
Museum preparator.....	1	3,640	0.9	3,220		
General foreman.....	1	3,860	1	3,775	1	3,225
Grade 2. Range \$2,980 to \$3,640:						
4.....	4	12,580	3.5	10,865	4.2	11,576
Grade 1. Range \$2,320 to \$2,980:						
2.....	2	4,730	1.5	3,433	0.8	1,678
Subprofessional service:						
Grade 8. Range \$2,980 to \$3,640:						
1.....			0.1	395	1	2,975
Grade 7. Range \$2,650 to \$3,310:						
1.....	1	2,650	0.5	1,189		
Grade 6. Range \$2,320 to \$2,980:						
5.....	5	12,480	5	12,197	2.5	5,372
Grade 5. Range \$2,100 to \$2,496:						
6.....	6	11,424	5	11,236	6.5	12,009
Grade 4. Range \$1,902 to \$2,298:						
8.....	8	16,800	8	16,569	9	13,455
Grade 3. Range \$1,704 to \$2,100:						
4.....	4	6,945	2.9	4,973	2.2	3,122
Grade 2. Range \$1,572 to \$1,968:						
8.....	8	13,038	3.8	6,359	2.8	4,271
Crafts, protective, and custodial service:						
Grade 10. Range \$2,980 to \$3,640:						
1.....	1	3,090	1	3,060	0.7	2,021
Grade 8. Range \$2,540 to \$3,200:						
9.....					0.3	602
Grade 7. Range \$2,364 to \$2,970:						
9.....	9	22,206	8.5	21,059	7.5	15,741
Grade 6. Range \$2,166 to \$2,562:						
28.....	28	63,222	24	54,205	20.3	38,565
Grade 5. Range \$1,968 to \$2,364:						
5.....	5	10,266	5	10,185	5	8,415
Grade 4. Range \$1,770 to \$2,166:						
51.....	51	94,956	43.5	81,181	32.9	51,146
Grade 3. Range \$1,572 to \$1,968:						
10.....	10	16,380	8	13,218	4.8	6,656
Grade 2. Range \$1,440 to \$1,770:						
28.....	28	41,465	19.5	29,199	7.5	9,395
United States Park Police:						
Lieutenant, at \$3,753.....	1	3,753	1	3,753	1	3,050
Sergeant, at \$3,396.....	2	6,793	1	3,396	1	2,893
Corporal, at \$3,218.....	6	19,310	3	9,655		
Private, range \$2,386 to \$2,950.....	41	110,253	31.6	82,779	13.6	29,970
Total permanent, field.....	259	597,672	211.3	487,982	150.4	294,453
Temporary employment, field.....					2.3	3,103
W. A. E. employment, field.....	30.5	50,777	24.5	40,673	8.4	15,465
Overtime pay, field.....						55,305
Additional compensation, United States Park Police, field.....						4,719
Additional compensation for park police detailed to motorcycle service, at \$120 each, field.....		600				
Night-work differential, field.....		4,000		3,820		
All personal services, field.....	289.5	653,049	235.8	541,152	161.1	378,105
Deduct quarters and subsistence furnished.....		372		372		255
01 Personal services (net).....	289.5	652,677	235.8	540,780	161.1	372,850
<b>OTHER OBLIGATIONS</b>						
02 Travel.....		458		458		458
03 Transportation of things.....		681		681		31
04 Communication services.....		1,168		1,168		1,168
05 Rents and utility services.....		26,430		26,280		26,130
07 Other contractual services:						
Elevator maintenance, Washington Monument.....		1,776		1,776		1,776
Work performed by other appropriations.....		11,680		11,680		25,322
Building and equipment repairs.....		8,063		8,063		2,063
Preparation of plans for deferred projects.....		57,721				
08 Supplies and materials.....		27,289		21,827		19,901
09 Equipment.....		25,650		5,000		2,225
10 Lands and structures.....						23,357
13 Refunds and awards.....						200
Total other obligations.....		100,916		70,933		102,631
Grand total obligations.....		813,593		611,713		475,481
Reimbursements for services performed.....		-63,593		-63,533		-55,777
Net total obligations.....		750,000		548,180		419,704

By objects	Obligations		
	Estimate, 1947	Estimate, 1946	Actual, 1945
Excess of obligations over appropriation due to—			
Public Law 106.....		-\$61,860	
Public Law 151.....		-16,320	
Estimated savings, unobligated balance.....			\$30,296
Total estimate or appropriation.....	\$750,000	470,000	450,000

PROJECTS OR FUNCTIONS	Obligations		
	Estimate, 1947	Estimate, 1946	Actual, 1945
1. Office administration.....	\$65,675	\$62,736	\$47,975
2. Engineering and planning.....	111,670	37,750	19,483
3. United States Park Police.....	152,513	100,734	46,016
4. Statues and memorials.....	160,891	145,341	116,097
5. Parks, parkways, and other Federal areas.....	259,251	194,942	134,858
6. Reimbursable work for other agencies.....	63,593	63,533	55,777
7. Overtime pay.....		8,677	55,305
Grand total obligations.....	813,593	611,713	475,481
Adjustments (see objects schedule for detail):	-63,593	-141,713	-25,481
Total estimate or appropriation.....	750,000	470,000	450,000

**Acquisition of Lands, National Park Service—**  
*Acquisition of lands: For the acquisition of privately owned lands or interests therein located within the boundaries of any of the areas under the jurisdiction of the National Park Service, including expenses incidental thereto, title of said lands or interests therein to be satisfactory to the Secretary, \$350,000, to remain available until expended.*

Estimate 1947, \$350,000  
 10 Lands and structures: Obligations—1947, \$350,000

By objects	Obligations		
	Estimate, 1947	Estimate, 1946	Actual, 1945
10 Lands and structures.....		\$1,586	\$50
Prior year balance available in 1945.....			-1,636
1945 balance available in 1946.....		-1,586	+1,586
Total estimate or appropriation.....			

**Roads and Trails, National Park Service—**  
*Roads and trails, National Park Service: For the construction, reconstruction, improvement, and maintenance of roads and trails, inclusive of approach roads and necessary bridges, as authorized by section 10a of the Act of December 20, 1944 (Public Law 521), including the roads from Glacier Park Station through the Blackfeet Indian Reservation to various points in the boundary line of the Glacier National Park and the international boundary; and the continued maintenance of other road sections outside of the national parks and monuments whose maintenance was specifically authorized in the Interior Department Appropriation Act, 1946, to be immediately available and to remain available until expended, and including personal services in the District of Columbia, \$7,400,000, of which \$750,000 shall be for the payment of obligations incurred under the contract authorization under this head in the Interior Department Appropriation Act, 1941 (54 Stat. 450), and \$2,400,000 shall be for the payment of obligations incurred under the contract authorization under this head in the Interior Department Appropriation Act, 1942 (55 Stat. 351): Provided, That hereafter no part of appropriations made for the National Park Service shall be available for road construction in Kings Canyon National Park, California, except on the floor of the canyon of the south fork of the Kings River and the Grant Grove section of that park. (16 U. S. C. 1, 8; Act of July 3, 1945, Public Law 123.)*

Estimate 1947, \$7,400,000

By objects	Obligations					
	Estimate, 1947		Estimate, 1946		Actual, 1945	
<b>PERSONAL SERVICES, DEPARTMENTAL</b>	Man-years	Total salary	Man-years	Total salary	Man-years	Total salary
Clerical, administrative, and fiscal service:						
Grade 3. Range \$1,902 to \$2,298.....	2	\$3,804	0.8	\$1,522		
Professional service:						
Grade 5. Range \$5,180 to \$6,020:						
Engineer.....	1	5,180				
Landscape architect.....	1	5,180				
Grade 4. Range \$4,300 to \$5,180:						
Landscape architect.....	1	4,300	0.8	3,440		
Engineer.....			0.8	3,440		

NATIONAL PARK SERVICE—Continued

Roads and Trails, National Park Service—Continued

By objects	Obligations					
	Estimate, 1947		Estimate, 1946		Actual, 1945	
	Man-years	Total salary	Man-years	Total salary	Man-years	Total salary
<b>PERSONAL SERVICES, DEPARTMENTAL—CON.</b>						
Professional service—Continued						
Grade 3. Range \$3,640 to \$4,300:						
Engineer	1	\$3,640				
Landscape architect	1	3,640				
Grade 1. Range \$2,320 to \$2,980:						
Engineer	1	2,320				
Total permanent, departmental	8	28,064	2.4	\$8,402		
<b>PERSONAL SERVICES, FIELD</b>						
Clerical, administrative, and fiscal service:						
Grade 3. Range \$1,902 to \$2,298:						
Professional service:						
Grade 5. Range \$5,180 to \$6,020:						
Landscape architect			1	5,180	0.2	\$791
Grade 4. Range \$4,300 to \$5,180:						
Engineer	4	17,200				
Landscape architect	4	17,200	0.8	3,398		
Grade 3. Range \$3,640 to \$4,300:						
Engineer	11	40,040	3.3	12,451		
Landscape architect	12	43,680	2.5	9,671		
Grade 2. Range \$2,980 to \$3,640:						
Engineer	4	11,920	3.2	9,776		
Grade 1. Range \$2,320 to \$2,980:						
Engineer	8	18,560				
Subprofessional service:						
Grade 6. Range \$2,320 to \$2,980:						
Grade 5. Range \$2,100 to \$2,496:						
Grade 4. Range \$1,902 to \$2,298:						
Engineer	4	9,280				
Grade 5. Range \$2,100 to \$2,496:						
Grade 4. Range \$1,902 to \$2,298:						
Engineer	4	8,400				
Grade 4. Range \$1,902 to \$2,298:						
Engineer	4	7,608				
Total permanent, field	59	181,496	14	46,626	0.2	791
Temporary employment, field	380	662,280	37.8	76,780	6.5	12,898
W. A. E. employment, field			6.5	11,590	2	2,779
Wage employment, field					0.5	1,005
Overtime pay, field				595		2,751
Additional pay for foreign service, field				1,295		263
All personal services, field	439	843,776	58.3	136,895	9.2	20,490
01 Personal services (net)	447	871,810	60.7	145,297	9.2	20,490
<b>OTHER OBLIGATIONS</b>						
02 Travel		52,300		26,190		8,020
03 Transportation of things		20,670		695		242
04 Communication services		2,600		460		169
05 Rents and utility services		1,800		3,052		1,814
07 Other contractual services		834,390		195,950		38,116
08 Supplies and materials		494,500		14,256		4,210
09 Equipment		621,900		1,120		306
10 Lands and structures		1,350,000		3,665,709		19,177
Total other obligations		3,378,160		3,907,412		72,054
Grand total obligations		4,250,000		4,052,709		92,544
Reimbursements for services performed						-18,344
Prior year balance available in 1945						-976,909
1945 balance available in 1946						-902,709
1947 appropriation obligated in 1946		+3,150,000				+902,709
Subsequent year appropriation obligated in 1946						-3,150,000
Total estimate or appropriation		7,400,000				
<b>BY PROJECTS OR FUNCTIONS</b>						
1. Maintenance		\$1,500,000				
2. Minor roads and trails, plans and construction		750,000		\$178,952		\$58,146
3. Major roads, plans and construction		2,000,000		3,873,162		31,644
4. Overtime pay				595		2,754
Grand total obligations		4,250,000		4,052,709		92,544
Adjustments (see objects schedule for detail)		+3,150,000		-4,052,709		-92,544
Total estimate or appropriation		7,400,000				

Roads and Trails, National Parks, Emergency Construction—

By objects	Obligations					
	Estimate, 1947		Estimate, 1946		Actual, 1945	
	Man-years	Total salary	Man-years	Total salary	Man-years	Total salary
<b>PERSONAL SERVICES, FIELD</b>						
Temporary employment, field			1.4	\$2,500	0.4	\$703
Part-time employment, field			4	7,104	0.3	434
Overtime pay, field				240		243
01 Personal services (net)			5.4	9,844	0.7	1,380

By objects	Obligations		
	Estimate, 1947	Estimate, 1946	Actual, 1945
<b>OTHER OBLIGATIONS</b>			
03 Transportation of things		\$250	
05 Rents and utility services		300	\$56
07 Other contractual services		3,511	904
08 Supplies and materials		3,000	36
Total other obligations		7,061	996
Grand total obligations		16,905	2,376
Prior year balance available in 1945			-19,304
1945 balance available in 1946		-16,928	+16,928
Estimated savings, unobligated balance		23	
Total estimate or appropriation			

Parkways, National Park Service—

*Parkways, National Park Service: For continuing the construction and maintenance of the Blue Ridge, Natchez Trace, George Washington Memorial, and Foothills Parkways, as authorized by section 10b of said Act of December 20, 1944, including personal services in the District of Columbia, and the construction, repair, or rehabilitation of buildings and utilities therein without regard to the Act of August 24, 1912, as amended (16 U. S. C. 451), to remain available until expended, \$15,000,000, of which \$5,000,000 shall be for the payment of obligations incurred under the contract authorizations under the head "Blue Ridge, Natchez Trace, and George Washington Memorial Parkways" in the Interior Department Appropriation Act, 1941 (54 Stat. 450), and the Interior Department Appropriation Act, 1942 (55 Stat. 351), and of which \$6,000,000 and any other sums received from other sources for said Natchez Trace Parkway shall be allotted and expended ratably between the States of Mississippi, Alabama, and Tennessee according to mileage of said parkway in each respective State and said allotments shall be used for no other purpose: Provided, That the Secretary of the Interior shall make a detailed statement of expenditures from this appropriation to the Senate and House Committees on Appropriations at the beginning of the next regular session of Congress. (16 U. S. C. 460; Act of Feb. 22, 1944, Public Law 232.)*

Estimate 1947, \$15,000,000

By objects	Obligations					
	Estimate, 1947		Estimate, 1946		Actual, 1945	
	Man-years	Total salary	Man-years	Total salary	Man-years	Total salary
<b>PERSONAL SERVICES, DEPARTMENTAL</b>						
Clerical, administrative, and fiscal service:						
Grade 4. Range \$2,100 to \$2,496:						
Grade 3. Range \$1,902 to \$2,298:						
Professional service:						
Grade 5. Range \$5,180 to \$6,020:						
Landscape architect			0.8	\$4,140		
Grade 4. Range \$4,300 to \$5,180:						
Landscape architect	2	8,600				
Grade 3. Range \$3,640 to \$4,300:						
Landscape architect	1	3,640				
Total permanent, departmental	4	14,142	0.8	4,140	1.1	1,977
Overtime pay, departmental						428
All personal services, departmental	4	14,142	0.8	4,140	1.1	2,405
<b>PERSONAL SERVICES, FIELD</b>						
Clerical, administrative, and fiscal service:						
Grade 11. Range \$4,300 to \$5,180:						
Superintendent	2	9,480	2	9,357	2	8,000
Grade 10. Range \$3,970 to \$4,630:						
Assistant superintendent	1	4,300				
Grade 9. Range \$3,640 to \$4,300:						
Assistant superintendent	1	4,080				
Grade 7. Range \$2,980 to \$3,640:						
Grade 5. Range \$2,320 to \$2,980:						
Grade 4. Range \$2,100 to \$2,496:						
Grade 3. Range \$1,902 to \$2,298:						
Grade 2. Range \$1,704 to \$2,100:						
Grade 1. Range \$1,506 to \$1,902:						
Professional service:						
Grade 5. Range \$5,180 to \$6,020:						
Landscape architect	2	10,990				
Grade 4. Range \$4,300 to \$5,180:						
Landscape architect	10	45,420	4.5	20,823	2	8,800
Real estate officer					1	4,300
Grade 3. Range \$3,640 to \$4,300:						
Landscape architect	23	85,370	8.8	33,309	3	10,549
Architect	13	47,760	4	15,438	1.8	5,828
Naturalist	1	3,640	0.2	910		
Historian	1	4,080	1	4,052	1	3,475
Archeologist	1	4,080	0.2	910		
Engineer (civil)	2	7,940	2	7,910	2	5,926
Agronomist	1	3,640	0.9	3,276		
Grade 2. Range \$2,980 to \$3,640:						
Grade 1. Range \$2,320 to \$2,980:						
Engineer	30	91,270	3.6	11,251	2.8	7,376
Grade 1. Range \$2,320 to \$2,980:						
Engineer	8	18,890				



By objects	Obligations					
	Estimate, 1947		Estimate, 1946		Actual, 1945	
<b>PERSONAL SERVICES, FIELD—continued</b>	Man- years	Total salary	Man- years	Total salary	Man- years	Total salary
Subprofessional service:						
Grade 6. Range \$2,320 to \$2,950 .....	3	\$7,620	2	\$5,216	1.5	\$2,257
Grade 5. Range \$2,100 to \$2,496 .....	1	2,100				
Grade 2. Range \$1,572 to \$1,968 .....	1	1,572				
Crafts, protective, and custodial service:						
Grade 10. Range \$2,980 to \$3,640 .....	2	6,290	2	6,180	2	5,200
Grade 8. Range \$2,540 to \$3,200 .....	5	13,470				
Grade 7. Range \$2,364 to \$2,870 .....	12	28,896	10.1	24,472	10.3	22,165
Grade 6. Range \$2,166 to \$2,562 .....	3	6,498	1.9	3,560	0.2	563
Grade 5. Range \$1,968 to \$2,364 .....	2	3,936	0.6	1,186	1.3	2,459
Grade 4. Range \$1,770 to \$2,166 .....	9	16,458	4	7,966	3.5	5,992
Grade 3. Range \$1,572 to \$1,902 .....	3	4,716				
Grade 2. Range \$1,440 to \$1,770 .....	6	9,234	4	6,222	3.7	4,578
Total permanent, field .....	166	488,820	61.6	184,439	47.1	115,382
Temporary employment, field .....	10	11,050	8.3	8,596	7	9,689
W. A. E. employment, field .....	13.4	18,708	1.7	2,272	1.3	1,350
Overtime pay, field .....				1,224		25,223
All personal services, field .....	189.4	518,618	71.6	196,531	55.4	151,644
Total, departmental and field .....	193.4	532,740	72.4	200,671	56.5	154,049
Deduct quarters and subsistence furnished .....		4,544		3,813		3,329
01 Personal services (net) .....	193.4	528,216	72.4	196,858	56.5	150,720
<b>OTHER OBLIGATIONS</b>						
02 Travel .....		55,689		20,281		6,831
03 Transportation of things .....		1,570		736		275
04 Communication services .....		1,750		640		530
05 Rents and utility services .....		13,035		4,168		4,216
07 Other contractual services .....		1,758,827		462,499		7,542
08 Supplies and materials .....		25,255		11,736		23,492
09 Equipment .....		70,314		335		642
10 Lands and structures .....		7,548,244		9,197,329		31,365
Total other obligations .....		9,471,784		9,697,724		74,803
Grand total obligations .....		10,000,000		9,894,582		225,523
Reimbursements for services performed .....				-657		-1,303
Prior year balance available in 1945 .....						-2,618,145
1945 balance available in 1946 .....				-2,393,925		+2,393,925
1947 appropriation obligated in 1946 .....		+5,000,000		-5,000,000		
Subsequent year appropriation obligated in 1946 .....				-2,500,000		
Total estimate or appropriation .....		15,000,000				
<b>BY PROJECTS OR FUNCTIONS</b>						
1. Administration, protection, and operation .....		\$285,502		\$130,408		\$104,780
2. Plans, surveys, and supervision, including technical supervision for Natchez Trace and Blue Ridge Parkways .....		2,032,194		207,960		47,515
3. Major road construction .....		7,021,981		9,197,329		31,365
4. Maintenance and post construction .....		137,000		357,661		16,212
5. Physical improvements .....		524,160				
6. Overtime pay .....				1,224		25,651
Grand total obligations .....		10,000,000		9,894,582		225,523
Adjustments (see objects schedule for detail) .....		+5,000,000		-9,894,582		-225,523
Total estimate or appropriation .....		15,000,000				

**Physical Improvements, Buildings, and Utilities, National Park Service—**

Physical improvements: For the construction, repair, or rehabilitation of buildings and utilities not otherwise provided for, located in areas administered by the National Park Service, without regard to the Act of August 24, 1912, as amended (16 U. S. C. 451), including not to exceed \$362,000 for the acquisition of rights-of-way and construction of a water supply line partly outside of the boundaries of Moca Verde National Park, \$2,500,000, to remain available until expended. (16 U. S. C. 1.)

Estimate 1947, \$2,500,000

By objects	Obligations					
	Estimate, 1947		Estimate, 1946		Actual, 1945	
<b>PERSONAL SERVICES, FIELD</b>	Man- years	Total salary	Man- years	Total salary	Man- years	Total salary
Professional service:						
Grade 4. Range \$4,300 to \$5,180:						
Architect .....	7.2	\$31,000				
Engineer .....	1.8	7,700				
Grade 3. Range \$3,640 to \$4,300:						
Architect .....	7.2	26,200				
Engineer .....	3.5	13,000				
Total permanent, field .....	19.7	77,900				
Temporary employment, field .....	310	610,000	60	\$100,000	2.5	\$3,084
W. A. E. employment, field .....					3.1	4,426
Overtime pay, field .....						1,636
01 Personal services (net) .....	329.7	687,900	60	100,000	5.6	9,146

By objects	Obligations		
	Estimate, 1947	Estimate, 1946	Actual, 1945
<b>OTHER OBLIGATIONS</b>			
02 Travel expenses .....	\$12,000	\$1,500	\$412
03 Transportation of things .....	19,000	1,800	40
04 Communication services .....	2,000	50	4
05 Rents and utility services .....	6,000	2,000	77
07 Other contractual services .....	100,000	20,000	11,246
08 Supplies and materials .....	423,100	65,602	3,116
09 Equipment .....	50,000	5,000	15
10 Lands and structures .....	1,200,000	10,000	
Total other obligations .....	1,812,100	105,952	14,910
Grand total obligations .....	2,500,000	205,952	24,056
Reimbursements for services performed .....		-40,000	-6,049
Prior year balance available in 1945 .....			-183,959
1945 balance available in 1946 .....		-165,952	+165,952
Total estimate or appropriation .....	2,500,000		
<b>BY PROJECTS OR FUNCTIONS</b>			
1. Major repair and rehabilitation .....	\$900,000		
2. Physical improvements construction, National Capital parks .....	375,000		
3. Physical improvements construction, other .....	1,225,000	\$205,952	\$22,420
4. Overtime pay .....			1,636
Grand total obligations .....	2,500,000	205,952	24,056
Adjustments (see objects schedule for detail) .....		-205,952	-24,056
Total estimate or appropriation .....	2,500,000		

Appropriations herein made for the national parks, national monuments, and other reservations under the jurisdiction of the National Park Service, shall be available for the giving of educational lectures therein and vicinity; for the services of field employees in cooperation with such nonprofit scientific and historical societies engaged in educational work in the various parks and monuments as the Secretary may designate; [and] for travel expenses of employees attending Government camps for training in forest-fire prevention and suppression and the Federal Bureau of Investigation National Police Academy, and attending Federal, State, or municipal schools for training in building fire prevention and suppression; and for necessary local transportation and subsistence in kind of persons selected for employment or as cooperators, serving without other compensation while attending fire-protection training camps. (Act of July 3, 1945, Public Law 123.)

Appropriations herein made for the National Park Service shall be available for the installation and operation of telephones in Government-owned residences, apartments, or quarters, occupied by employees of the National Park Service. (Act of July 3, 1945, Public Law 123.)

Appropriations available to the National Park Service shall be available for the purchase, not to exceed [five] fifty-four, maintenance and operation of passenger-carrying automobiles. (Act of July 3, 1945, Public Law 123.)

Appropriations herein made under the National Park Service for "National parks" and "National [monuments] monument, historical, and military areas" shall be available for the hire, maintenance, and operation of aircraft. (Act of July 3, 1945, Public Law 123.)

**National Industrial Recovery, Interior, National Park Service, Roads and Trails—**

By objects	Obligations		
	Estimate, 1947	Estimate, 1946	Actual, 1945
Prior year balance available in 1945 .....			-\$5,916
1945 balance available in 1946 .....		-\$5,916	+5,916
Estimated savings, unobligated balance .....		+5,916	
Total estimate or appropriation .....			

**National Industrial Recovery, Interior, National Park Service, Physical Improvements—**

By objects	Obligations					
	Estimate, 1947		Estimate, 1946		Actual, 1945	
<b>PERSONAL SERVICES, FIELD</b>	Man- years	Total salary	Man- years	Total salary	Man- years	Total salary
Temporary employment, field .....					0.6	\$1,104
Overtime pay, field .....						227
01 Personal services (net) .....					0.6	1,331



NATIONAL PARK SERVICE—Continued

National Industrial Recovery, Interior, National Park Service, Physical Improvements—Continued

By objects	Obligations		
	Estimate, 1947	Estimate, 1946	Actual, 1945
<b>OTHER OBLIGATIONS</b>			
04 Communication services.....			\$2
07 Other contractual services.....			82
08 Supplies and materials.....			461
09 Equipment.....			82
10 Lands and structures.....			9,822
Total other obligations.....			10,449
Grand total obligations.....			11,780
Prior year balance available in 1945.....			-13,486
Estimated savings, unobligated balance.....			1,706
Total estimate or appropriation.....			

Working Funds, Interior, National Park Service (Advances From Bureau of Reclamation)—

By objects	Obligations					
	Estimate, 1947		Estimate, 1946		Actual, 1945	
<i>For survey of the recreational resources of the Colorado River Basin</i>						
<b>PERSONAL SERVICES, FIELD</b>	Man-years	Total salary	Man-years	Total salary	Man-years	Total salary
Clerical, administrative, and fiscal service:						
Grade 3. Range \$1,902 to \$2,298.....	0.8	\$1,522	0.3	\$457		
Grade 2. Range \$1,704 to \$2,100.....	1	1,836	1	1,500		
Professional service:						
Grade 4. Range \$4,300 to \$5,180:						
Park planner.....	1	4,892	1	4,200		
Recreation planner.....			0.7	2,540		
Grade 3. Range \$3,640 to \$4,300:						
Recreation planner.....	2.9	10,478	1.4	4,377		
Landscape architect.....	1	3,995	0.1	283		
Total permanent, field.....	6.7	22,723	4.5	13,357		
W. A. E. employment, field.....	0.3	3,000				
Overtime pay, field.....		357		2,333		
01 Personal services (net).....	7	26,080	4.5	15,690		
<b>OTHER OBLIGATIONS</b>						
02 Travel.....			5,700		1,580	
03 Transportation of things.....			500		363	
04 Communication services.....			50			
06 Printing and binding.....			7,000			
07 Other contractual services.....			500		195	
08 Supplies and materials.....			771		160	
Total other obligations.....			14,521		2,298	
Grand total obligations.....			40,601		17,988	
Reimbursements for services performed, advanced from Bureau of Reclamation, Interior.....			-29,000		-25,000	
Prior year balance available in 1945.....					-4,542	
1945 balance available in 1946.....			-11,601		+11,601	
Estimated savings, unobligated balance.....					12	
Total estimate or appropriation.....						
<i>For survey of the recreational resources of the Grand Coulee (now Franklin D. Roosevelt) Reservoir area, Columbia Basin project, Washington</i>						
<b>PERSONAL SERVICES, FIELD</b>						
Clerical, administrative, and fiscal service:						
Grade 4. Range \$2,100 to \$2,496.....	1	2,220	1	1,845		
Professional service:						
Grade 4. Range \$4,500 to \$5,180:						
Recreation planner.....	1	4,520	1	3,800		
Total permanent, field.....	2	6,740	2	5,645		
Temporary employment, field.....	0.2	550				
Overtime pay, field.....		124		1,028		
01 Personal services (net).....	2.2	7,414	2	6,673		
<b>OTHER OBLIGATIONS</b>						
02 Travel.....			1,600		370	
03 Transportation of things.....			25			
04 Communication services.....			160		63	
07 Other contractual services.....			425		40	
08 Supplies and materials.....			436		29	
Total other obligations.....			2,586		502	
Grand total obligations.....			10,000		7,175	
Advanced from Bureau of Reclamation, Interior.....			-10,000		-10,000	
Prior year balance available in 1945.....					307	
Estimated savings, unobligated balance.....					3,132	
Total estimate or appropriation.....						

By objects	Obligations					
	Estimate, 1947		Estimate, 1946		Actual, 1945	
<i>Planning, development, and management of the Shasta Reservoir and Millerton Lake areas, Central Valley project, California</i>						
<b>PERSONAL SERVICES, FIELD</b>	Man-years	Total salary	Man-years	Total salary	Man-years	Total salary
Clerical, administrative, and fiscal service:						
Grade 12. Range \$5,180 to \$6,020:						
Recreation supervisor.....	1	\$5,180				
Grade 10. Range \$3,970 to \$4,830:						
Assistant recreation supervisor.....	0.8	3,176				
Grade 7. Range \$2,980 to \$3,640:						
Grade 4. Range \$2,100 to \$2,496.....	0.7	2,086				
Grade 3. Range \$1,902 to \$2,298.....	0.9	2,182				
Professional service:						
Grade 4. Range \$4,300 to \$5,180:						
Landscape architect.....	0.9	4,662				
Architect.....	0.9	3,969				
Grade 3. Range \$3,640 to \$4,300:						
Landscape architect.....	0.7	2,548				
Engineer.....	0.7	2,548				
Subprofessional service:						
Grade 5. Range \$2,100 to \$2,496.....	0.7	1,470				
Crafts, protective, and custodial service:						
Grade 10. Range \$2,980 to \$3,640.....	0.7	2,086				
Grade 7. Range \$2,364 to \$2,870.....	2.3	5,453				
Total permanent, field.....	11	36,692				
Temporary employment, field.....	1.8	3,900				
Part-time employment, field.....	3.5	9,150				
W. A. E. employment, field.....	0.4	3,090				
Overtime pay, field.....		158				
01 Personal services (net).....			16.7	52,000		
<b>OTHER OBLIGATIONS</b>						
02 Travel.....				2,500		
03 Transportation of things.....				200		
04 Communication services.....				50		
05 Rents and utility services.....				900		
07 Other contractual services.....				1,100		
08 Supplies and materials.....				1,500		
09 Equipment.....				850		
Total other obligations.....				7,100		
Grand total obligations.....				60,000		
Advanced from Bureau of Reclamation, Interior.....				-60,000		
Total estimate or appropriation.....						
<i>Recreational Planning for the Missouri River Basin</i>						
<b>PERSONAL SERVICES, FIELD</b>						
Clerical, administrative, and fiscal service:						
Grade 3. Range \$1,902 to \$2,298.....	1	1,902	0.1	\$180		
Professional service:						
Grade 5. Range \$5,180 to \$6,020:						
Recreation planner.....	1	5,180	0.1	409		
Grade 4. Range \$4,300 to \$5,180:						
Recreation planner.....	1.5	6,758	0.6	1,950		
Grade 3. Range \$3,640 to \$4,300:						
Recreation planner.....	0.8	2,912				
Grade 2. Range \$2,980 to \$3,640.....	0.7	2,086				
Total permanent, field.....	5	18,838	0.8	2,539		
W. A. E. employment, field.....	0.3	2,040				
Overtime pay, field.....		129		409		
01 Personal services (net).....			5.3	21,007	0.8	2,948
<b>OTHER OBLIGATIONS</b>						
02 Travel.....				4,400		166
03 Transportation of things.....				300		
04 Communication services.....				200		2
05 Rents and utility services.....				1,200		60
07 Other contractual services.....				3,800		1
08 Supplies and materials.....				1,716		
09 Equipment.....				1,000		
Total other obligations.....				12,616		229
Grand total obligations.....				33,623		3,177
Advanced from Bureau of Reclamation, Interior.....				-26,000		-10,800
1945 balance available in 1946.....				-7,623		+7,623
Total estimate or appropriation.....						
<i>For survey of the recreational resources of drainage areas of the Southwest, Bureau of Reclamation, region 5</i>						
<b>PERSONAL SERVICES, FIELD</b>						
Professional service:						
Grade 3. Range \$3,640 to \$4,300:						
Landscape architect.....	1	3,995	0.9	3,192		
Temporary employment, field.....	0.1	600	0.8	3,501		
Overtime pay, field.....		53		1,200		
01 Personal services (net).....			1.1	4,648	1.7	7,893

By objects	Obligations		
	Estimate, 1947	Estimate, 1946	Actual, 1945
<i>For survey of the recreational resources of drainage areas of the Southwest, Bureau of Reclamation, region 5—Continued</i>			
<b>OTHER OBLIGATIONS</b>			
02 Travel		\$2,650	\$4,085
03 Transportation of things			4
07 Other contractual services		52	58
08 Supplies and materials		150	136
Total other obligations		2,852	4,283
Grand total obligations		7,500	12,176
Reimbursements for services performed			-176
Net total obligations		7,500	12,000
Advanced from Bureau of Reclamation, Interior		-7,500	-12,000
Total estimate or appropriation			

**Arlington Memorial Bridge, National Park Service—**

By objects	Obligations		
	Estimate, 1947	Estimate, 1946	Actual, 1945
<b>OTHER OBLIGATIONS</b>			
02 Travel		\$100	\$37
10 Lands and structures		1,192	
Grand total obligations		1,292	37
Prior year balance available in 1945			-1,329
1945 balance available in 1946		-1,292	+1,292
Total estimate or appropriation			

**Development of Grounds, Thomas Jefferson Memorial, Washington, D. C.—**

By objects	Obligations		
	Estimate, 1947	Estimate, 1946	Actual, 1945
Prior year balance available in 1945			-\$408
Estimated savings, unobligated balance			408
Total estimate or appropriation			

**Working Fund, Interior, National Park Service (Advance From Public Buildings Administration)—**

By objects	Obligations		
	Estimate, 1947	Estimate, 1946	Actual, 1945
<i>Guard service for the Navy Department, Gettysburg National Military Park, Pa.</i>			
<b>PERSONAL SERVICES, FIELD</b>			
Temporary employment, field		1.1 \$1,906	3.7 \$5,598
Overtime pay, field		572	1,220
01 Personal services (net)		1.1 2,478	3.7 6,818
<b>OTHER OBLIGATIONS</b>			
08 Supplies and materials			146
09 Equipment			13
Total other obligations			159
Grand total obligations		2,478	6,977
Advanced from Public Buildings Administration, Federal Works Agency		-7,300	-7,800
Estimated savings, unobligated balance		4,822	883
Total estimate or appropriation			

**Working Funds, Interior, National Park Service (Advances From War Department)—**

By objects	Obligations					
	Estimate, 1947		Estimate, 1946		Actual, 1945	
	Man-years	Total salary	Man-years	Total salary	Man-years	Total salary
<i>Recreational planning for the Denison Dam and Reservoir project, Texas and Oklahoma</i>						
<b>PERSONAL SERVICES, DEPARTMENTAL</b>						
Temporary employment, departmental					0.1	\$120
Overtime pay, departmental						26
All personal services, departmental					0.1	146
<b>PERSONAL SERVICES, FIELD</b>						
Clerical, administrative, and fiscal service:						
Grade 12. Range \$5,180 to \$6,020:						
Supervisor					1	4,600
Grade 9. Range \$3,640 to \$4,300:						
Assistant supervisor					0.6	2,018
Grade 4. Range \$2,100 to \$2,496:					0.9	1,709
Professional service:						
Grade 4. Range \$4,300 to \$5,180:						
Landscape architect					0.7	2,977
Architect					1	3,031
Grade 3. Range \$3,640 to \$4,300:						
Engineer					1	3,058
Total permanent, field					5.2	17,993
Temporary employment, field					0.3	490
Overtime pay, field						3,175
All personal services, field					5.5	21,658
01 Personal services (net)					5.6	21,804
<b>OTHER OBLIGATIONS</b>						
02 Travel						620
03 Transportation of things						335
04 Communication services						9
08 Supplies and materials						4
Total other obligations						968
Grand total obligations						22,772
Reimbursements for services performed						-246
Advanced from Corps of Engineers, War Department						-27,000
Prior year balance available in 1945						-7,364
Estimated savings, unobligated balance						11,838
Total estimate or appropriation						
<i>For studies of the recreational resources of reservoir areas under the control of the War Department</i>						
<b>PERSONAL SERVICES, DEPARTMENTAL</b>						
Clerical, administrative, and fiscal service:						
Grade 3. Range \$1,902 to \$2,298:					1	\$2,040
Professional service:						
Grade 5. Range \$5,180 to \$6,020:					0.2	1,037
Land planner					0.7	3,010
Grade 4. Range \$4,300 to \$5,180:						
Land planner						
Total permanent, departmental					1.9	6,087
Overtime pay, departmental						101
All personal services, departmental					1.9	6,188
<b>PERSONAL SERVICES, FIELD</b>						
Clerical, administrative, and fiscal service:						
Grade 7. Range \$2,980 to \$3,640:					0.8	2,825
Grade 4. Range \$2,100 to \$2,496:					1.6	3,575
Grade 3. Range \$1,902 to \$2,298:					2.9	5,514
Professional service:						
Grade 4. Range \$4,300 to \$5,180:						
Park planner					3.9	16,770
Grade 3. Range \$3,640 to \$4,300:					2.9	11,054
Total permanent, field					12.1	39,768
Overtime pay, field						13
All personal services, field					12.1	39,781
01 Personal services (net)					14	45,969
<b>OTHER OBLIGATIONS</b>						
02 Travel						13,000
03 Transportation of things						1,500
04 Communication services						1,500
05 Rents and utility services						3,000
07 Other contractual services						13,555

NATIONAL PARK SERVICE—Continued

Working Funds, Interior, National Park Service (Advances From War Department)—Continued

By objects	Obligations		
	Estimate, 1947	Estimate, 1946	Actual, 1945
<i>For studies of the recreational resources of reservoir areas under the control of the War Department—Continued</i>			
OTHER OBLIGATIONS—continued			
08 Supplies and materials		\$3,176	
09 Equipment		7,000	
Total other obligations		42,731	\$158
Grand total obligations		88,700	158
Advanced from Corps of Engineers, War Department		-88,700	-10,000
Estimated savings, unobligated balance			9,842
Total estimate or appropriation			
<i>For restoration of 9 holes of the golf course and driving range located in East Potomac Park and portion of Anacostin golf course</i>			
05 Rents and utility services		50	15
07 Other contractual services		17,509	19,426
Grand total obligations		17,559	19,441
Advanced from War Department			-37,000
1945 balance available in 1946		-17,559	+17,559
Total estimate or appropriation			

Working Fund, Interior, National Parks (Alaska Highway Land Planning Survey)---

By objects	Obligations					
	Estimate, 1947	Estimate, 1946	Actual, 1945			
PERSONAL SERVICES, DEPARTMENTAL	Man- years	Total salary	Man- years	Total salary	Man- years	Total salary
Clerical, administrative, and fiscal service:						
Grade 5. Range \$2,320 to \$2,980					1	\$2,275
Grade 3. Range \$1,902 to \$2,298					1	1,710
Professional service:						
Grade 5. Range \$5,180 to \$6,020:						
Land planner					1	4,600
Grade 4. Range \$4,300 to \$5,180:						
Architect					0.1	380
Landscape architect					0.8	3,217
Grade 3. Range \$3,640 to \$4,300:						
Landscape architect					0.7	2,475
Total permanent, departmental					4.6	14,657
Overtime pay, departmental						2,539
01 Personal services (net)					4.6	17,196
OTHER OBLIGATIONS						
02 Travel						2,731
07 Other contractual services						334
08 Supplies and materials						76
Total other obligations						3,141
Grand total obligations						20,337
Reimbursements for services performed						-1,121
Prior year balance available in 1945						-23,094
Estimated savings, unobligated balance						3,578
Total estimate or appropriation						

Soil and Moisture Conservation Operations, Department of the Interior (National Park Service)---

By objects	Obligations					
	Estimate, 1947	Estimate, 1946	Actual, 1945			
PERSONAL SERVICES, DEPARTMENTAL	Man- years	Total salary	Man- years	Total salary	Man- years	Total salary
Clerical, administrative, and fiscal service:						
Grade 4. Range \$2,100 to \$2,496	1	\$2,100				
Professional service:						
Grade 5. Range \$5,180 to \$6,020:						
Chief, projects coordination and statistics division	0.4	2,324	0.4	\$2,324	0.4	\$1,993
Total permanent, departmental	1.4	4,424	0.4	2,324	0.4	1,993
Overtime pay, departmental						241
All personal services, departmental	1.4	4,424	0.4	2,324	0.4	2,234

By objects	Obligations					
	Estimate, 1947	Estimate, 1946	Actual, 1945			
PERSONAL SERVICES, FIELD	Man- years	Total salary	Man- years	Total salary	Man- years	Total salary
Clerical, administrative, and fiscal service:						
Grade 3. Range \$1,902 to \$2,298	1.5	\$2,853			1	\$1,695
Professional service:						
Grade 3. Range \$3,640 to \$4,300:						
Soil conservationist	1	4,300	1	\$4,241	1	3,650
Grade 2. Range \$2,980 to \$3,640	1	3,310	1	3,310	1	2,800
Total permanent, field	3.5	10,463	2	7,551	3	8,146
W. A. E. employment, field	32.7	41,888	13	16,814	12	15,552
Overtime pay, field				420		5,198
All personal services, field	36.2	52,351	15	24,785	15	28,895
01 Personal services (net)	37.6	56,775	15.4	27,109	15.4	31,129
OTHER OBLIGATIONS						
02 Travel		1,850		1,806		1,105
03 Transportation of things		250		140		118
04 Communication services		100		90		21
05 Rents and utility services		1,101		725		666
07 Other contractual services		675		150		431
08 Supplies and materials		6,500		3,295		2,998
09 Equipment		750		340		110
Total other obligations		11,225		6,546		5,449
Grand total obligations		68,000		33,655		36,578
Reimbursements for services performed						-1,897
Allotted from "Soil and moisture conservation operations, Department of the Interior"		-68,000		-33,655		-34,681
Total estimate or appropriation						

White Pine Blister Rust Control, Department of Agriculture (Transfer to Interior) (National Park Service)---

By objects	Obligations					
	Estimate, 1947	Estimate, 1946	Actual, 1945			
PERSONAL SERVICES, DEPARTMENTAL	Man- years	Total salary	Man- years	Total salary	Man- years	Total salary
Clerical, administrative, and fiscal service:						
Grade 3. Range \$1,902 to \$2,298	1	\$1,968	1	\$1,968	0.5	\$792
Overtime pay, departmental				91		172
All personal services, departmental	1	1,968	1	2,059	0.5	964
PERSONAL SERVICES, FIELD						
Clerical, administrative, and fiscal service:						
Grade 3. Range \$1,902 to \$2,298	1	1,902				
Professional service:						
Grade 3. Range \$3,640 to \$4,300:						
Associate forester	4	15,192	1.3	5,254	1	3,575
Total permanent, field	5	17,094	1.3	5,254	1	3,575
Temporary employment, field	180.7	339,556	78.5	145,945	41.9	65,406
Overtime pay, field				9,800		14,883
All personal services, field	185.7	356,650	79.8	160,999	42.9	83,864
01 Personal services (net)	186.7	358,618	80.8	163,058	43.4	84,828
OTHER OBLIGATIONS						
02 Travel		5,500		1,500		966
03 Transportation of things		800		400		173
04 Communication services		300		150		32
05 Rents and utility services		6,000		3,000		1,899
07 Other contractual services		5,000		4,000		3,095
08 Supplies and materials		9,000		4,000		2,114
09 Equipment		16,200		15,000		3,083
Total other obligations		42,800		28,050		11,362
Grand total obligations		401,418		191,108		96,190
Reimbursements for services performed						-7
Allotted from "White pine blister rust control, Department of Agriculture (transfer to Interior)"		-401,418		-191,108		-96,183
Total estimate or appropriation						

Emergency Fund for the President, National Defense (Allotment to Interior, National Park Service)---

By objects	Obligations		
	Estimate, 1947	Estimate, 1946	Actual, 1945
Prior year balance available in 1945			-55
Estimated savings, unobligated balance			55
Total estimate or appropriation			

**Working Fund, Interior, National Park Service (Emergency Relief, Surplus Relief)—**

By objects	Obligations		
	Estimate, 1947	Estimate, 1946	Actual, 1945
Prior year appropriation available in 1945			-\$6,883
1945 balance available in 1946		-\$6,883	+6,883
Estimated savings, unobligated balance		6,883	
<b>Total estimate or appropriation</b>			

Total, National Park Service, annual appropriations, general account:

Estimate 1947, **\$32,643,215**      Appropriated 1946, **\$4,763,015**

Trust accounts:

**National Park Service, Donations—**

Hereafter the Secretary of the Interior in the administration of the National Park Service is authorized, in his discretion, to accept patented lands, rights of way over patented lands or other lands, buildings, or other property within the various national parks and national monuments, and moneys which may be donated for the purpose of the national park and monument system. (16 U. S. C. 6.)

Estimate 1947, **\$20,000**      Appropriated 1946, **\$20,000**  
Revised 1946, **\$41,500**

By objects	Obligations		
	Estimate, 1947	Estimate, 1946	Actual, 1945
<b>OTHER OBLIGATIONS</b>			
02 Travel	\$100	\$100	
06 Printing and binding	300	300	
07 Other contractual services	300	300	
08 Supplies and materials	300	300	
10 Lands and structures	8,000	36,500	\$17,325
<b>Grand total obligations</b>	<b>9,000</b>	<b>37,500</b>	<b>17,325</b>
Prior year funds available in 1945			-30,548
1945 funds available in 1946		-13,223	+13,223
1946 funds available in 1947	-17,223	+17,223	
1947 funds available in 1948	+28,223		
<b>Total estimate or appropriation</b>	<b>20,000</b>	<b>41,500</b>	

**Preservation, Birthplace of Abraham Lincoln, National Park Service—**

Interest from an endowment fund, title to which was transferred to the United States by the Lincoln Farm Association on April 11, 1916, in connection with deed of gift conveying the homestead of Abraham Lincoln and the log cabin in which he was born. This fund is invested in City of Louisville, Kentucky, bonds amounting to \$44,000 and United States Treasury bonds amounting to \$16,500, the income from which is available for expenses incident to the preservation of the birthplace of Lincoln. (16 U. S. C. 211.)

Estimate 1947, **\$2,393**      Appropriated 1946, **\$2,300**  
Revised, 1946, **\$2,393**

By objects	Obligations		
	Estimate, 1947	Estimate, 1946	Actual, 1945
<b>PERSONAL SERVICES, FIELD</b>			
Crafts, protective, and custodial service:			
Grade 2. Range \$1,440 to \$1,800	1.2 \$1,829	1.2 \$1,829	1.5 \$2,050
<b>OTHER OBLIGATIONS</b>			
05 Rents and utility services	50	50	35
08 Supplies and materials	396	396	
09 Equipment	25	25	
10 Lands and structures			900
16 Investments and loans			14,615
<b>Total other obligations</b>	<b>471</b>	<b>471</b>	<b>15,550</b>
<b>Grand total obligations</b>	<b>2,300</b>	<b>2,300</b>	<b>17,600</b>

By objects	Obligations		
	Estimate, 1947	Estimate, 1946	Actual, 1945
Prior year funds available in 1945			-\$18,684
1945 funds available in 1946		-\$3,477	+3,477
1946 funds available in 1947	-\$3,570	+3,570	
1947 funds available in 1948	+3,963		
<b>Total estimate or appropriation</b>	<b>2,393</b>	<b>2,393</b>	<b>2,393</b>

**National Park Trust Fund—**

The National Park Trust Fund Board is authorized to accept, receive, hold, and administer gifts or bequests of personal property for the benefit of, or in connection with, the National Park Service. (16 U. S. C. 6.)

Estimate 1947, **\$2,000**      Appropriated 1946, **\$2,000**

16 Investments and loans: Obligations--1947, \$2,000; 1946, \$2,000; 1945, \$2,113.

**Jefferson National Expansion Memorial, Contribution—**

By objects	Obligations		
	Estimate, 1947	Estimate, 1946	Actual, 1945
<b>PERSONAL SERVICES, FIELD</b>			
Clerical, administrative, and fiscal service:			
Grade 13. Range \$6,230 to \$7,070:			
Superintendent	1 \$6,650	1 \$6,650	1 \$8,590
Grade 9. Range \$3,640 to \$4,300:			
Assistant superintendent	1 4,080	1 4,050	1 3,475
Chief clerk			0 2 841
Grade 6. Range \$2,650 to \$3,310:			
Chief clerk	1 2,210	1 3,280	0 3 1,011
Grade 4. Range \$2,100 to \$2,496:			
Chief clerk	1 2,264	1 2,211	1 1,965
Grade 3. Range \$1,902 to \$2,298:			
Chief clerk	1 2,166	1 2,148	1 1 1,864
Grade 2. Range \$1,704 to \$2,400:			
Chief clerk	1 2,034	1 1,973	1 1,635
Professional service:			
Grade 5. Range \$5,180 to \$6,020:			
Technical assistant	1 5,810	1 5,754	1 5,000
Grade 3. Range \$3,640 to \$4,300:			
Research architect	1 4,080	1 4,050	1 3,475
Historical technician	1 4,080	1 4,021	1 3,450
Crafts, protective, and custodial service:			
Grade 4. Range \$1,770 to \$2,466:			
Chief clerk	2 3,804	2 3,804	2 3,120
Grade 3. Range \$1,572 to \$1,902:			
Chief clerk	3 4,980	3 4,980	3 4,020
Grade 2. Range \$1,440 to \$1,770:			
Chief clerk	2 2,946	1 1,506	1 1,200
Total permanent, field	16 46,304	15 44,530	14.6 36,856
W. A. E. employment, field			0.1 298
Overtime pay, field		926	6,603
Night-work differential, field	388	388	
01 Personal services (net)	16 46,692	15 45,814	14.7 43,757
<b>OTHER OBLIGATIONS</b>			
02 Travel	450	150	372
03 Transportation of things	225	225	98
04 Communication services	1,675	1,675	1,262
05 Rents and utility services	5,200	5,000	4,647
06 Printing and binding	50		19
07 Other contractual services	1,875	21,200	608
08 Supplies and materials	1,300	1,300	470
09 Equipment	325	325	86
<b>Total other obligations</b>	<b>11,100</b>	<b>29,875</b>	<b>7,562</b>
<b>Grand total obligations</b>	<b>57,792</b>	<b>75,719</b>	<b>51,319</b>
Prior year funds available in 1945			-461,160
1945 funds available in 1946		-409,841	+409,841
1946 funds available in 1947	-334,122	+331,122	
1947 funds available in subsequent years	+276,330		
<b>Total estimate or appropriation</b>			
<b>BY PROJECTS OR FUNCTIONS</b>			
1. Administration	\$37,574	\$37,341	\$35,650
2. Maintenance, repair, and operation	19,893	38,050	15,581
3. Equipment	325	325	88
<b>Grand total obligations</b>	<b>57,792</b>	<b>75,719</b>	<b>51,319</b>
Adjustments (see objects schedule for detail)	-57,792	-75,719	-51,319
<b>Total estimate or appropriation</b>			

Total, National Park Service, trust accounts:

Estimate 1947, **\$24,393**      Appropriated 1946, **\$24,300**  
Revised 1946, **\$45,893**

Statement of proposed expenditures for purchase, maintenance, repair, and operation of passenger-carrying vehicles for the fiscal year ending June 30, 1947

NATIONAL PARK SERVICE

Appropriation	Vehicles (motor unless otherwise indicated) to be purchased		Old vehicles to be exchanged		Net cost of vehicles to be purchased	Old vehicles still to be used	Total maintenance, repair, and operation, all vehicles	Public purpose and users
	Number	Gross cost	Number	Allowance (estimated)				
Regional offices.....	11	\$11,000	7	\$2,100	\$8,900	3	\$6,700	For use by officials and other personnel engaged in general work of the National Park Service. Do. Do. Do. Do. Do.
National parks.....	24	24,000	22	6,600	17,400	46	22,582	
National monument, historical, and military areas.....	12	12,000	12	3,600	8,400	41	9,539	
Boulder Dam recreational area.....						2	380	
Recreational demonstration areas.....	1	1,000	1	300	700	14	1,950	
Parkways.....	2	2,000	2	600	1,400	2	445	
National Capital parks.....	4	4,000	2	600	3,400	6	3,875	
<b>Total.....</b>	<b>54</b>	<b>54,000</b>	<b>46</b>	<b>13,800</b>	<b>40,200</b>	<b>114</b>	<b>45,471</b>	

FISH AND WILDLIFE SERVICE

SALARIES AND EXPENSES

Salaries and Expenses, Fish and Wildlife Service—

For salaries and expenses, including traveling expenses, necessary in conducting investigations and carrying out the work of the Service, including cooperation with Federal, State, county, or other agencies or with farm bureaus, organizations, or individuals, as follows:

General administrative expenses: For general administrative purposes, including personal services in the District of Columbia, [\$206,190] \$283,000, of which sum [\$27,000] \$45,000 shall be available for printing and binding, including the purchase of reprints of scientific and technical articles published in periodicals and journals and the publication of bulletins which shall be adapted to the interests of the people of the different sections of the country, an equal proportion of four-fifths of the bulletins to be delivered to or sent out under addressed franks furnished by the Senators, Representatives, and Delegates in Congress, as they may direct. (5 U. S. C. 133t; 16 U. S. C. 741; Act of July 3, 1945, Public Law 123.)

Estimate 1947, \$283,000

Appropriated 1946, \$206,190

By objects	Obligations					
	Estimate, 1947		Estimate, 1946		Actual, 1945	
	Man-years	Total salary	Man-years	Total salary	Man-years	Total salary
<b>PERSONAL SERVICES, DEPARTMENTAL</b>						
Clerical, administrative, and fiscal service:						
Grade 13. Range \$6,230 to \$7,070:						
Chief of division.....	1	\$7,070	1	\$7,070	1	\$6,400
Administrative officer.....	1	6,440	1	6,440	1	5,600
Grade 12. Range \$5,180 to \$6,020:						
Personnel officer.....	1	5,180	1	5,180	0.1	281
Grade 11. Range \$4,300 to \$5,180:						
Assistant chief of division.....	1	4,960	1	4,795	1.9	8,231
Assistant personnel officer.....	1	4,300				
Training officer.....	1	4,300				
Grade 10. Range \$3,970 to \$4,630:						
Administrative officer.....	1	4,190	1	4,135	1	3,550
Grade 9. Range \$3,640 to \$4,300:						
Administrative assistant.....	2	7,720	2	7,655	2	6,550
Grade 8. Range \$3,310 to \$3,970:						
.....	3	10,920	3	9,873	1.8	5,417
Grade 7. Range \$2,980 to \$3,640:						
.....	4	12,560	3	9,462	3	8,087
Grade 6. Range \$2,650 to \$3,310:						
.....	7	19,980	7.2	20,436	7	16,700
Grade 5. Range \$2,320 to \$2,980:						
.....	9	21,760	7.5	18,193	6.4	13,136
Grade 4. Range \$2,000 to \$2,496:						
.....	11	24,288	10	21,787	10	18,200
Grade 3. Range \$1,902 to \$2,298:						
.....	20.6	40,622	17.3	34,007	17.8	28,968
Grade 2. Range \$1,704 to \$2,100:						
.....	4	7,014	3	5,233	2.4	3,480
<b>Professional service:</b>						
Grade 8. Range \$8,750 to \$9,800:						
Director.....	1	9,800	1	9,800	1	9,000
Grade 7. Range \$7,175 to \$8,225:						
Assistant director.....	2	14,875	2.4	18,348	2	14,100
Grade 6. Range \$6,230 to \$7,070:						
Special assistant to director.....	1	6,230				
Chief counsel.....					0.2	1,208
Technical adviser.....					0.1	517
Grade 4. Range \$4,300 to \$5,180:						
Equipment engineer.....					0.3	1,167
Grade 2. Range \$2,980 to \$3,640:					1	2,608
.....	1	3,090	1	3,053	1	1,607
Grade 1. Range \$2,320 to \$2,980:						
.....	1	2,430	1	2,375	0.9	1,607
<b>Subprofessional service:</b>						
Grade 4. Range \$1,902 to \$2,298:						
.....	2	4,134	1	2,232	0.9	1,726
<b>Crafts, protective, and custodial service:</b>						
Grade 3. Range \$1,572 to \$1,902:						
.....					0.5	677
Grade 2. Range \$1,140 to \$1,770:						
.....	3	4,518	3	4,458	2.3	2,773
<b>Total permanent, departmental</b>						
Temporary employment, departmental.....	78.6	226,401	67.4	194,532	64.6	160,043
Overtime pay, departmental.....				3,509		29,187
<b>01 Personal services (net).....</b>	<b>78.6</b>	<b>226,401</b>	<b>67.4</b>	<b>198,041</b>	<b>64.8</b>	<b>189,617</b>

By objects	Obligations		
	Estimate, 1947	Estimate, 1946	Actual, 1945
<b>OTHER OBLIGATIONS</b>			
02 Travel.....	\$9,250	\$7,700	\$6,143
03 Transportation of things.....	200	200	463
04 Communication services.....	600	600	601
06 Printing and binding.....	45,000	27,000	22,918
07 Other contractual services.....	160	160	162
08 Supplies and materials.....	1,389	1,389	1,051
<b>Total other obligations.....</b>	<b>56,599</b>	<b>37,049</b>	<b>31,338</b>
<b>Grand total obligations.....</b>	<b>283,000</b>	<b>235,090</b>	<b>220,955</b>
Received by transfer from "Printing and binding, Department of the Interior".....			-22,918
<b>Net total obligations.....</b>	<b>283,000</b>	<b>235,090</b>	<b>198,037</b>
Excess of obligations over appropriation due to Public Law 106.....		-28,900	
Estimated savings, unobligated balance.....			1,963
<b>Total estimate or appropriation.....</b>	<b>283,000</b>	<b>206,190</b>	<b>200,000</b>
<b>BY PROJECTS OR FUNCTIONS</b>			
1. General administration.....	\$57,330	\$49,000	\$46,155
2. Business service.....	169,270	148,081	116,693
3. Library service.....	11,400	7,500	6,001
4. Printing and binding.....	45,000	27,000	22,918
5. Overtime pay.....		3,509	29,188
<b>Grand total obligations.....</b>	<b>283,000</b>	<b>235,090</b>	<b>220,955</b>
Adjustments (see objects schedule for detail).....		-28,900	-20,955
<b>Total estimate or appropriation.....</b>	<b>283,000</b>	<b>206,190</b>	<b>200,000</b>

Propagation of food fishes: For maintenance, repair, alteration, improvement, equipment, and operation of fish-cultural stations, including the erection of necessary buildings and other structures; propagation and distribution of food fishes and fresh-water mussels; development, recommendation, and application of means, including the construction of devices, to assure natural propagation and maximum survival of hatchery and other fishes; purchase, collection, and transportation of specimens and other expenses incidental to the maintenance and operation of aquarium, [\$1,100,000] \$1,480,000. (5 U. S. C. 133t; 16 U. S. C. 665, 744-751, 755-757; Act of May 21, 1930, Public Law 240; Act of July 3, 1945, Public Law 123.)

Estimate 1947, \$1,480,000

Appropriated 1946, \$1,100,000

By objects	Obligations					
	Estimate, 1947		Estimate, 1946		Actual, 1945	
	Man-years	Total salary	Man-years	Total salary	Man-years	Total salary
<b>PERSONAL SERVICES, DEPARTMENTAL</b>						
Clerical, administrative, and fiscal service:						
Grade 10. Range \$3,970 to \$4,630:						
Administrative officer.....	1	\$4,410	1	\$4,410	1	\$3,729
.....	1	2,430	1	2,403	1	2,333
Grade 5. Range \$2,320 to \$2,980:						
.....	1.5	3,249	1.5	3,249	1	1,800
Grade 4. Range \$2,000 to \$2,496:						
.....	7	14,172	7	13,969	5.3	8,857
Grade 3. Range \$1,902 to \$2,298:						
.....	1	1,770	1	1,730	1.3	1,830
<b>Professional service:</b>						
Grade 6. Range \$6,230 to \$7,070:						
Chief of division.....	1.5	9,555	1.5	9,555	1.2	6,488
Grade 5. Range \$5,180 to \$6,020:						
Aquatic biologist.....	1	5,810	1	5,758	1	4,658

By objects	Obligations					
	Estimate, 1947		Estimate, 1946		Actual, 1945	
	Man-years	Total salary	Man-years	Total salary	Man-years	Total salary
<b>PERSONAL SERVICES, DEPARTMENTAL—CON.</b>						
Professional service—Continued						
Grade 4. Range \$4,300 to \$5,180:						
Director of aquarium	1	\$4,960	1	\$4,923	1	\$4,200
Superintendent of fish distribution	1	4,520	1	4,483	1	3,800
Grade 3. Range \$3,640 to \$4,300:						
Aquatic biologist	1	3,750	1	3,750	1	3,200
Engineer	1	3,640				
Subprofessional service:						
Grade 6. Range \$2,320 to \$2,980	1	2,320				
Grade 4. Range \$1,902 to \$2,298	1	1,968	1	1,957	0.9	1,350
Crafts, protective, and custodial service:						
Grade 2. Range \$1,440 to \$1,770	1	1,770	1	1,754	1	1,425
Total permanent, departmental	21	64,324	19	57,941	16.7	43,670
Temporary employment, departmental	0.5	852	0.1	125	1.1	2,082
W. A. E. employment, departmental			0.2	302	0.1	75
Overtime pay, departmental				1,048		8,114
All personal services, departmental	21.5	65,176	19.3	59,416	17.9	53,941
<b>PERSONAL SERVICES, FIELD</b>						
Clerical, administrative, and fiscal service:						
Grade 11. Range \$4,300 to \$5,180:						
Administrative officer	1	4,520	1	4,520	1	3,800
Grade 7. Range \$2,980 to \$3,640	1	2,980	1	2,980	0.3	670
Grade 6. Range \$2,650 to \$3,310					1.6	3,627
Grade 5. Range \$2,320 to \$2,980	3	7,510	3	7,455	0.2	333
Grade 4. Range \$2,100 to \$2,496	7	15,228	7	15,110	8.5	15,539
Grade 3. Range \$1,902 to \$2,298	8.5	16,827	9	17,506	5.5	8,467
Grade 2. Range \$1,704 to \$2,100	4	7,014	4	6,904	4.4	5,791
Grade 1. Range \$1,506 to \$1,902					0.6	870
Professional service:						
Grade 6. Range \$6,230 to \$7,070:						
Regional director	1.5	9,660	1.5	9,660	1.5	8,450
Grade 5. Range \$5,180 to \$6,020:						
Assistant regional director	1.5	7,770	1.5	7,770	0.3	1,204
Grade 4. Range \$4,300 to \$5,180:						
Regional supervisor	5	22,580	5	22,307	4.9	16,951
Grade 3. Range \$3,640 to \$4,300:						
Regional supervisor of fish distribution	4	14,590	4	14,506	1.4	3,991
District supervisor	1	3,970	1	3,888	1	3,325
Fishery management technician	1	3,750	1	3,732	1.6	5,332
Engineer	5	18,200				
Grade 2. Range \$2,980 to \$3,640	21	63,570	21	63,515	2.5	6,758
Subprofessional service:						
Grade 7. Range \$2,650 to \$3,310	40	107,980	39	105,137	1	2,900
Grade 6. Range \$2,320 to \$2,980	38	90,360	33	78,650	46.2	103,232
Grade 5. Range \$2,100 to \$2,496	6	12,600	5	10,500	4.5	7,330
Grade 4. Range \$1,902 to \$2,298	23	46,056	19.7	39,573	59.1	100,556
Grade 3. Range \$1,704 to \$2,100	58	105,408	54	97,022	50.4	75,384
Grade 2. Range \$1,572 to \$1,968	132.4	215,751	109	177,300	87.2	116,862
Crafts, protective, and custodial service:						
Grade 9. Range \$2,650 to \$3,310	1	2,980	1	2,898	1	2,425
Grade 6. Range \$2,166 to \$2,562	2	4,464	2	4,420	1.5	2,826
Grade 5. Range \$1,968 to \$2,364	2	4,134	2	4,134	1	1,740
Grade 4. Range \$1,770 to \$2,166	11	21,054	10.4	19,792	9.3	14,613
Grade 3. Range \$1,572 to \$1,902	10	16,716	9	14,940	8.1	10,968
Grade 2. Range \$1,440 to \$1,770	1	1,506	1	1,473	25.4	31,219
Unclassified:						
Truck driver	3	3,516	3	3,516	1.1	1,795
Total permanent, field	391.9	830,994	348.1	739,208	331.1	556,788
Temporary employment, field	89	143,254	43	68,448	41.5	63,578
Part-time employment, field	0.6	1,105	0.6	1,000	0.5	812
W. A. E. employment, field	1.7	2,700	1.3	2,200	1.3	2,137
Overtime pay, field				20,700		135,722
All personal services, field	483.2	978,053	393	831,556	374.4	759,037
Total, departmental and field	504.7	1,043,229	412.3	890,972	392.3	812,978
Deduct quarters and subsistence furnished		34,010		34,010		34,162
01 Personal services (net)	504.7	1,009,219	412.3	856,962	392.3	778,816
<b>OTHER OBLIGATIONS</b>						
02 Travel		37,525		31,150		30,991
03 Transportation of things		14,015		14,000		13,960
04 Communication services		7,000		7,000		6,724
05 Rents and utility services		42,030		42,000		41,304
07 Other contractual services		36,700		50,000		37,384
08 Supplies and materials		250,105		183,638		167,491
09 Equipment		63,460		52,000		11,142
10 Lands and structures		19,946				
13 Refunds, awards, and indemnities						640
Total other obligations		470,781		379,788		309,606
Grand total obligations		1,480,000		1,236,750		1,088,422
Covered into Treasury as miscellaneous receipts, Public Law 369						+2,188
Excess of obligations over appropriation due to Public Law 106				-136,750		
Estimated savings, unobligated balance						15,668
Total estimate or appropriation		1,480,000		1,100,000		1,106,278

Operation and maintenance of fish screens: For operation and maintenance, in cooperation with the Bureau of Reclamation and the Bureau of Indian Affairs, or either, of fish screens and ladders on Federal irrigation projects, and for the conduct of investigations and surveys, the preparation of designs, and for determining the requirements for fishways and other fish protective devices at dams constructed under licenses issued by the Federal Power Commission, [§30,000] \$32,375. (5 U. S. C. 133t; 16 U. S. C. 663-666, 756-757; Act of July 3, 1945, Public Law 123.)

Estimate 1947, \$32,375

Appropriated 1946, \$30,000

By objects	Obligations					
	Estimate, 1947		Estimate, 1946		Actual, 1945	
	Man-years	Total salary	Man-years	Total salary	Man-years	Total salary
<b>PERSONAL SERVICES, FIELD</b>						
Clerical, administrative, and fiscal service:						
Grade 3. Range \$1,902 to \$2,298	1	\$1,902	0.5	\$951		
Professional service:						
Grade 5. Range \$5,180 to \$6,020:						
Aquatic biologist	0.7	4,200	0.7	4,095		
Grade 4. Range \$4,300 to \$5,180:						
Hydraulic engineer	0.5	2,260	0.5	2,260	0.5	\$1,900
Grade 1. Range \$2,320 to \$2,980	1	2,320	0.5	1,160		
Subprofessional service:						
Grade 7. Range \$2,650 to \$3,310	1	2,650	0.4	1,185		
Grade 4. Range \$1,902 to \$2,298					0.4	735
Crafts, protective, and custodial service:						
Grade 7. Range \$2,364 to \$2,870	1	2,496	1	2,496	1	2,100
Grade 6. Range \$2,166 to \$2,562	1	2,232	1	2,199	0.4	532
Total permanent, field	6.2	18,060	4.6	14,246	2.3	5,267
Temporary employment, field	2.5	3,725	2.7	4,000	0.8	1,271
W. A. E. employment, field	0.2	282	0.2	282	0.2	291
Overtime pay, field				213		1,380
01 Personal services (net)	8.9	22,067	7.5	18,841	2.3	8,200
<b>OTHER OBLIGATIONS</b>						
02 Travel		3,400		3,460		775
03 Transportation of things		240		240		17
04 Communication services		70		70		56
05 Rents and utility services		120		120		10
07 Other contractual services		1,500		1,500		881
08 Supplies and materials		3,478		3,779		630
09 Equipment		1,500		2,050		32
Total other obligations		10,308		11,159		2,401
Grand total obligations		32,375		30,000		10,610
Covered into Treasury as miscellaneous receipts, Public Law 369						+5
Estimated savings, unobligated balance						755
Total estimate or appropriation		32,375		30,000		11,350

Investigations respecting food fishes: For investigations and studies into the cause of the decrease of food fishes, and other aquatic and plant resources, in connection therewith, and of means of securing a maximum sustained yield from such resources; and maintenance, repair, improvement, equipment, and operation of fishery-experiment and biological stations, [§511,800] \$765,000. (5 U. S. C. 133t; 16 U. S. C. 661, 665, 744-750, 756-757; sec. 7 (2), Act of May 21, 1930, Public Law 240; Act of July 3, 1945, Public Law 123.)

Estimate 1947, \$765,000

Appropriated 1946, \$511,800

By objects	Obligations					
	Estimate, 1947		Estimate, 1946		Actual, 1945	
	Man-years	Total salary	Man-years	Total salary	Man-years	Total salary
<b>PERSONAL SERVICES, DEPARTMENTAL</b>						
Clerical, administrative, and fiscal service:						
Grade 6. Range \$2,650 to \$3,310	1	\$2,870	1	\$2,787	1	\$2,325
Grade 5. Range \$2,320 to \$2,980	1	2,430	1	2,341	0.2	411
Grade 4. Range \$2,100 to \$2,496	2	4,398	1.7	3,868	1.9	3,553
Grade 3. Range \$1,902 to \$2,298	4	7,674	1	1,439	2.3	3,765
Grade 2. Range \$1,704 to \$2,100	2	3,474	2	3,423	1.7	2,363
Professional service:						
Grade 6. Range \$6,230 to \$7,070:						
Chief of division	1	6,800	1	6,808	1	6,000
Assistant to the director			0.8	5,190		
Grade 5. Range \$5,180 to \$6,020:						
Aquatic biologist	1	6,690	1.2	6,506	2	9,334
Editor	1	5,180	0.9	4,317		
Ichthyologist	1	5,810	1	5,758	1	5,000
Grade 4. Range \$4,300 to \$5,180:						
Aquatic biologist	1	4,300				
Grade 3. Range \$3,640 to \$4,300:						
Aquatic biologist	1	3,860	0.8	2,895		
Grade 2. Range \$2,980 to \$3,640			0.5	1,490	0.5	1,300
Grade 1. Range \$2,320 to \$2,980					0.5	1,125



FISH AND WILDLIFE SERVICE—Continued

SALARIES AND EXPENSES—continued

Salaries and Expenses, Fish and Wildlife Service—Continued

By objects	Obligations					
	Estimate, 1947		Estimate, 1946		Actual, 1945	
	Man-years	Total salary	Man-years	Total salary	Man-years	Total salary
<b>PERSONAL SERVICES, DEPARTMENTAL—CON.</b>						
Subprofessional service:						
Grade 5. Range \$2,100 to \$2,496	1	\$2,166	1	\$2,155	1	\$1,732
Crafts, protective, and custodial service:						
Grade 3. Range \$1,572 to \$1,902	1	1,704	1	1,688	1	1,365
Total permanent, departmental	18	57,416	14.9	51,076	14.1	38,273
Temporary employment, departmental				653	0.3	395
Overtime pay, departmental						6,514
All personal services, departmental	18	57,416	14.9	51,729	14.4	45,382
<b>PERSONAL SERVICES, FIELD</b>						
Clerical, administrative, and fiscal service:						
Grade 11. Range \$4,300 to \$5,180:						
Administrative officer	1	5,180	1	5,036	0.4	1,650
Grade 7. Range \$2,950 to \$3,640	1	3,090	1	3,069	0.8	2,167
Grade 5. Range \$2,320 to \$2,980	3	7,070	3	7,070	0.4	897
Grade 4. Range \$2,100 to \$2,496	9	20,022	9	19,816	8.5	15,271
Grade 3. Range \$1,902 to \$2,298	17.8	35,394	13.8	27,365	11.2	18,750
Grade 2. Range \$1,704 to \$2,100	8	14,490	8	14,287	6.5	9,730
Grade 1. Range \$1,506 to \$1,902	1	1,770	1	1,725	0.3	367
Professional service:						
Grade 6. Range \$6,230 to \$7,070:						
Aquatic biologist					0.6	3,267
Grade 5. Range \$5,180 to \$6,020:						
Aquatic biologist	5.9	33,402	5.9	33,243	5.9	29,770
Aquatic physiologist	1	5,810	1	5,757	1	5,000
Fishery pathologist					1	5,200
Grade 4. Range \$4,300 to \$5,180:						
Aquatic biologist	7.2	33,815	7.2	33,417	8	31,807
Hydraulic engineer	0.3	1,130	0.3	1,130	0.3	950
Grade 3. Range \$3,640 to \$4,300:						
Aquatic biologist	23.5	89,115	16.5	63,185	15.9	52,655
Bacteriologist	1	3,750	1	3,750	1	3,200
Engineer	4	14,560				
Grade 2. Range \$2,950 to \$3,640	19	62,615	18	54,562	16.1	43,714
Grade 1. Range \$2,320 to \$2,980	18.2	43,044	7	17,082	7.8	15,931
Subprofessional service:						
Grade 7. Range \$2,650 to \$3,310					0.2	505
Grade 6. Range \$2,320 to \$2,980	5	12,810	5	12,568	3.1	7,443
Grade 5. Range \$2,100 to \$2,496	6	12,996	6	12,943	6.4	11,726
Grade 4. Range \$1,902 to \$2,298	3	6,102	3	6,086	3.1	5,215
Grade 3. Range \$1,704 to \$2,100	1	1,770	1	1,770	1	1,383
Grade 2. Range \$1,572 to \$1,968	1	1,638	1	1,615	0.7	850
Crafts, protective, and custodial service:						
Grade 7. Range \$2,364 to \$2,870	1	2,496	1	2,496	1	2,100
Grade 6. Range \$2,106 to \$2,562	1	2,298	1	2,265	1	1,890
Grade 5. Range \$1,968 to \$2,364	1	2,100	1	2,067	1	1,710
Grade 4. Range \$1,770 to \$2,166	3	5,508	3	5,432	1.9	2,812
Grade 3. Range \$1,572 to \$1,902					0.3	498
Grade 2. Range \$1,440 to \$1,770	4	6,090	4	6,090	3	3,720
Unclassified	1	2,665	1	2,665	0.7	1,645
Total permanent, field	147.9	430,730	120.7	346,491	109.1	281,853
Temporary employment, field	20.5	35,000	16	26,945	15.2	25,667
Part-time employment, field	1.5	2,500	1.5	2,500	1	1,631
W. A. E. employment, field	5	8,200	5	8,200	4	7,047
Overtime pay, field				8,243		61,446
Additional pay for foreign service, field		635		608		
All personal services, field	174.9	477,065	143.2	392,987	129.3	377,644
Total, departmental and field	192.9	534,481	158.1	441,716	143.7	423,026
Deduct quarters and subsistence furnished		2,545		2,545		2,930
01 Personal services (net)	192.9	531,936	158.1	442,171	143.7	420,096
<b>OTHER OBLIGATIONS</b>						
02 Travel		49,100		32,000		32,475
03 Transportation of things		3,456		3,000		2,439
04 Communication services		1,602		1,500		1,288
05 Rents and utility services		13,500		11,000		10,425
07 Other contractual services		94,400		12,000		10,038
08 Supplies and materials		38,056		34,000		31,825
09 Equipment		32,950		16,129		17,391
Total other obligations		233,064		109,629		105,881
Grand total obligations		765,000		551,800		525,977
Transferred to "Salaries and expenses, Fish and Wildlife Service"—						
Alaska fisheries						+12,500
Enforcement of Alaska game law						+8,300
Fishery market news service						+500
Net total obligations		765,000		551,800		547,277
Covered into Treasury as miscellaneous receipts, Public Law 269						+1,985
Excess of obligations over appropriation due to Public Law 106				-40,000		
Estimated savings, unobligated balance						13,228
Total estimate or appropriation		765,000		511,800		562,500
<b>BY PROJECTS OR FUNCTIONS</b>						
1. Investigations concerning the management and conservation of the commercial fisheries		\$484,100		\$324,900		\$259,026

By projects or functions	Obligations		
	Estimate, 1947	Estimate, 1946	Actual, 1945
2. Development of methods for the culture and management of the shellfisheries	\$145,000	\$125,000	\$113,967
3. Improvements in fish-cultural techniques and in the management of sport-fishing waters	73,900	50,000	49,365
4. Studies of the quality of natural and impounded waters and of stream pollution in relation to fishery management	62,000	43,004	35,659
5. Overtime pay		8,896	67,960
Grand total obligations	765,000	551,800	525,977
Adjustments (see objects schedule for detail)		-40,000	+36,523
Total estimate or appropriation	765,000	511,800	562,500

Commercial fisheries: For collection and compilation of fishery statistics and related information; conducting investigations and studies of methods and means of capture, preservation, utilization, and distribution of fish and aquatic plants and products thereof, including investigation, study and research with respect to the utilization of packed sardines and the development of methods and procedures which should be employed in improving the quality and appearance of packed sardines; maintenance, repair, alteration, improvement, equipment, and operation of laboratories and vessels; and enforcing the applicable provisions of the Act authorizing associations of producers of aquatic products (15 U. S. C. 521); including contract stenographic reporting services, [\$328,000] \$362,400. (5 U. S. C. 133i; 16 U. S. C. 744-747; sec. 7 (3), Act of May 21, 1930, Public Law 240; Act of July 3, 1945, Public Law 123.)

Estimate 1947, \$362,400      Appropriated 1946, \$328,000

By objects	Obligations					
	Estimate, 1947		Estimate, 1946		Actual, 1945	
	Man-years	Total salary	Man-years	Total salary	Man-years	Total salary
<b>PERSONAL SERVICES, DEPARTMENTAL</b>						
Clerical, administrative, and fiscal service:						
Grade 12. Range \$5,180 to \$6,020:						
Fishery marketing specialist					0.1	\$646
Grade 7. Range \$2,950 to \$3,640	0.8	\$2,648	0.9	2,813	0.8	\$2,200
Grade 6. Range \$2,650 to \$3,310	0.8	2,070	0.8	2,032	0.6	1,543
Grade 5. Range \$2,320 to \$2,980	4	10,050	4	10,018	3.5	7,296
Grade 4. Range \$2,100 to \$2,496	6.5	14,145	5.3	11,580	5.1	9,238
Grade 3. Range \$1,902 to \$2,298	3	5,904	2.7	5,182	1.8	2,897
Grade 2. Range \$1,704 to \$2,100	3	5,310	2.7	4,829	2.1	3,088
Professional service:						
Grade 6. Range \$6,230 to \$7,070:						
Chief of division	1	6,440	1	6,440	0.9	5,133
Grade 5. Range \$5,180 to \$6,020:						
Assistant chief of division	1	5,390	0.5	2,695		
Assistant chief counsel	0.5	2,800	0.5	2,800	0.5	2,400
Technologist	1	5,390	1	5,390	1	4,600
Statistician	1	5,390	1	5,390	1	4,600
Economist	1	5,390	1	5,390	1	4,600
Grade 3. Range \$3,640 to \$4,300:						
Chemist						1 3,080
Economist					0.1	303
Statistician	2	7,390	1	3,750	1	3,200
Grade 2. Range \$2,950 to \$3,640					0.1	248
Subprofessional service:						
Grade 7. Range \$2,650 to \$3,310	0.5	1,325	0.5	1,325		
Grade 6. Range \$2,320 to \$2,980					0.3	438
Crafts, protective, and custodial service:						
Grade 3. Range \$1,572 to \$1,902					0.4	540
Total permanent, departmental	26.1	79,642	23.2	70,831	21	54,853
Temporary employment, departmental				354	0.4	494
Overtime pay, departmental				1,375		9,993
All personal services, departmental	26.1	79,642	23.4	72,560	21.4	65,340
<b>PERSONAL SERVICES, FIELD</b>						
Clerical, administrative, and fiscal service:						
Grade 6. Range \$2,650 to \$3,310	0.2	460	0.2	460	0.1	192
Grade 5. Range \$2,320 to \$2,980	2.7	6,590	2.7	6,415	1.2	2,464
Grade 4. Range \$2,100 to \$2,496	3	6,366	2.8	6,016	1.7	3,099
Grade 3. Range \$1,902 to \$2,298	12	23,550	10.1	19,707	7.2	11,832
Grade 2. Range \$1,704 to \$2,100	1	1,704	0.8	1,278	0.9	1,306
Professional service:						
Grade 5. Range \$5,180 to \$6,020:						
Chemist	2	10,780	2	10,585	1.6	7,245
Technologist	1	5,180	1	5,180	0.5	2,325
Grade 4. Range \$4,300 to \$5,180:						
Chemist	3	12,900	4.3	18,275	0.4	1,509
Fishery engineer	1	4,300	1	4,300	0.1	369
Fishery marketing specialist	0.3	1,075	0.3	1,075	0.1	317
Technician	2	8,820	2	8,820	3.9	16,261
Grade 3. Range \$3,640 to \$4,300:						
Bacteriologist	1	3,860	1.5	5,702	1	3,275
Chemist	2	7,610	2.8	10,258	2.7	8,964
Chemical engineer	3	11,140	1.8	6,590	1.9	6,278
Fishery engineer					0.2	937
Fishery marketing specialist	2.5	9,485	1.5	5,805	1.8	5,685
Technologist	1	3,860	0.8	3,197	1.8	5,876
Grade 2. Range \$2,950 to \$3,640	7.7	23,800	11.8	36,232	14.3	37,978
Grade 1. Range \$2,320 to \$2,980	15	35,639	10.8	25,893	10.1	20,510



By objects	Obligations					
	Estimate, 1947		Estimate, 1946		Actual, 1945	
	Man-years	Total salary	Man-years	Total salary	Man-years	Total salary
<b>PERSONAL SERVICES, FIELD—continued</b>						
Subprofessional service:						
Grade 3. Range \$1,704 to \$2,100	1	\$1,770	1	\$1,720	0 3	\$420
Grade 1. Range \$1,440 to \$1,836	1	1,638	1	1,638	1 7	2,123
Crafts, protective, and custodial service:						
Grade 3. Range \$1,572 to \$1,902	2	3,276	3	4,881	1 6	2,135
Total permanent, field	64 4	183,803	63 4	184,964	55	140,550
Temporary employment, field	1 6	3,000	1 6	3,000	1 3	2,418
W. A. E. employment, field	2	3,000	2	3,000	2	2,687
Overtime pay, field		8,470		4,101		29,166
Additional pay for foreign service, field				5,594		3,325
All personal services, field	68	198,273	67	200,659	58 3	178,147
01 Personal services (net)	94 1	277,915	90 4	273,219	79 7	243,487
<b>OTHER OBLIGATIONS</b>						
02 Travel		24,500		25,462		22,966
03 Transportation of things		1,072		1,000		3,033
04 Communication services		2,389		2,019		1,424
05 Rents and utility services		4,600		4,600		4,101
07 Other contractual services		2,800		3,000		3,330
08 Supplies and materials		8,260		14,100		10,508
09 Equipment		8,864		24,600		12,877
10 Lands and structures		32,000				
13 Refunds, awards, and indemnities						1,010
Total other obligations		84,185		74,781		59,249
Grand total obligations		362,400		348,000		302,736
Covered into Treasury as miscellaneous receipts, Public Law 369						+381
Excess of obligations over appropriation due to Public Law 106				-20,000		
Estimated savings, unobligated balance						14,423
Total estimate or appropriation		362,400		328,000		317,540
<b>BY PROJECTS OR FUNCTIONS</b>						
1. Studies to improve methods of production and use of fish		\$241,320		\$232,387		\$190,025
2. Collection and publication of commercial fishery statistics		101,000		97,637		63,850
3. Economic fishery investigations and programs		20,080		12,500		9,769
4. Overtime pay				5,476		39,092
Grand total obligations		362,400		348,000		302,736
Adjustments (see objects schedule for detail)				-20,000		+14,804
Total estimate or appropriation		362,400		328,000		317,540

Fishery market news service: For collecting, publishing, and distributing, by telegraph, mail, or otherwise, information on the fishery industry, market supply and demand, commercial movement, location, disposition, and market prices of fishery products, [\$105,700] \$133,700. (5 U. S. C. 133f; 16 U. S. C. 744; Act of July 3, 1945, Public Law 123.)

Estimate 1947, \$133,700 Appropriated 1946, \$105,700

By objects	Obligations					
	Estimate, 1947		Estimate, 1946		Actual, 1945	
	Man-years	Total salary	Man-years	Total salary	Man-years	Total salary
<b>PERSONAL SERVICES, DEPARTMENTAL</b>						
Clerical, administrative, and fiscal service:						
Grade 6. Range \$2,650 to \$3,310	0 3	\$690	0 3	\$689	0 3	\$767
Grade 5. Range \$2,320 to \$2,980	1	2,320	0 7	1,740	0 7	1,331
Grade 4. Range \$2,100 to \$2,496	1	2,166	1	2,166	1	1,890
Grade 3. Range \$1,902 to \$2,298	1	1,902	1	1,902	0 9	1,512
Professional service:						
Grade 5. Range \$5,180 to \$6,020:						
Fishery marketing specialist	1	5,390	1	5,390	1	4,600
Grade 3. Range \$3,640 to \$4,300:						
Fishery economist	1	3,970	1	3,943	1	3,375
Subprofessional service:						
Grade 6. Range \$2,320 to \$2,980					0 2	333
Crafts, protective, and custodial service:						
Grade 3. Range \$1,572 to \$1,902	1	1,770	1	1,770	0 5	620
Total permanent, departmental	6 3	18,208	6	17,600	5 6	11,338
W. A. E. employment, departmental					0 1	65
Overtime pay, departmental				315		2,645
All personal services, departmental	6 3	18,208	6	17,915	5 7	17,048
<b>PERSONAL SERVICES, FIELD</b>						
Clerical, administrative, and fiscal service:						
Grade 6. Range \$2,650 to \$3,310	0 8	2,270	0 8	2,209	0 2	454
Grade 5. Range \$2,320 to \$2,980	0 3	773	0 3	773	0 8	1,789
Grade 4. Range \$2,100 to \$2,496	6	14,964	3 5	7,433	2 8	5,013
Grade 3. Range \$1,902 to \$2,298	7	13,776	6 8	13,241	5 8	9,448
Grade 2. Range \$1,704 to \$2,100	1	1,770	1	1,743	0 8	1,164

By objects	Obligations					
	Estimate, 1947		Estimate, 1946		Actual, 1945	
	Man-years	Total salary	Man-years	Total salary	Man-years	Total salary
<b>PERSONAL SERVICES, FIELD—continued</b>						
Professional service:						
Grade 4. Range \$4,300 to \$5,180:						
Fishery marketing specialist	0 8	\$3,225	0 8	\$3,225	0 2	\$728
Grade 3. Range \$3,640 to \$4,300:						
Fishery marketing specialist	3 5	13,052	3 5	12,719	3 9	12,904
Grade 2. Range \$2,980 to \$3,640:						
	5	16,110	4 6	14,627	3 4	8,435
Total permanent, field	24 4	65,940	21 3	56,000	17 9	39,835
Temporary employment, field	1 5	2,390	0 8	1,390	1 4	2,039
Part-time employment, field	7 7	14,745	4 4	8,470	3 6	5,807
Overtime pay, field				1,369		9,594
All personal services, field	33 6	83,075	26 5	67,229	22 9	57,275
01 Personal services (net)	39 9	101,283	32 5	85,144	28 6	74,323
<b>OTHER OBLIGATIONS</b>						
02 Travel		3,400		3,400		4,506
03 Transportation of things		700		700		816
04 Communication services		10,225		8,500		5,579
05 Rents and utility services		6,000		6,000		4,266
07 Other contractual services		1,200		1,200		921
08 Supplies and materials		8,100		7,800		6,131
09 Equipment		2,792		2,956		1,398
Total other obligations		32,417		30,556		23,617
Grand total obligations		133,700		115,700		97,940
Received by transfer from "Investigations respecting food fishes"						-500
Net total obligations		133,700		115,700		97,440
Covered into Treasury as miscellaneous receipts, Public Law 369						+1,818
Excess of obligations over appropriation due to Public Law 106				-10,000		
Estimated savings, unobligated balance						2
Total estimate or appropriation		133,700		105,700		99,260

Alaska fisheries: For protecting the seal, sea otter, and other fisheries of Alaska, including the furnishing of food, fuel, clothing, and other necessities of life to the natives of the Pribilof Islands of Alaska; construction, improvement, repair, and alteration of buildings and roads, and subsistence of employees while on said islands; [purchase of one, operation, and maintenance of airplanes;] and contract stenographic reporting service, [\$624,700] \$858,000, of which \$100,000 shall be available immediately. (5 U. S. C. 133f; 16 U. S. C. 631a-631r, 659; 48 U. S. C. 220-248b; Act of July 3, 1945, Public Law 123.)

Estimate 1947, \$858,000 Appropriated 1946, \$624,700

By objects	Obligations					
	Estimate, 1947		Estimate, 1946		Actual, 1945	
	Man-years	Total salary	Man-years	Total salary	Man-years	Total salary
<b>PERSONAL SERVICES, DEPARTMENTAL</b>						
Clerical, administrative, and fiscal service:						
Grade 7. Range \$2,980 to \$3,640	3	\$9,160	1 8	\$5,683	0 9	\$2,588
Grade 5. Range \$2,320 to \$2,980	1	2,540	1	2,481	1	2,050
Grade 4. Range \$2,100 to \$2,496	1	2,166	1	2,156	1 2	1,880
Grade 3. Range \$1,902 to \$2,298	4	7,882	4	7,668	2 4	3,986
Grade 2. Range \$1,704 to \$2,100	1	1,770	1	1,770	0 9	1,398
Professional service:						
Grade 6. Range \$6,230 to \$7,070:						
Chief of division	1	6,650	1	6,537	1	5,800
Grade 5. Range \$5,180 to \$6,020:						
Assistant counsel	0 5	2,800	0 5	2,800	0 5	2,400
Assistant chief of division	1	5,180	1	5,180	0 3	1,303
Grade 4. Range \$4,300 to \$5,180:						
Assistant chief of division					0 8	2,766
Total permanent, departmental	12 5	38,148	11 3	34,275	9	24,171
Temporary employment, departmental					0 1	401
Overtime pay, departmental				546		4,215
All personal services, departmental	12 5	38,148	11 3	34,821	9 1	28,787
<b>PERSONAL SERVICES, FIELD</b>						
Clerical, administrative, and fiscal service:						
Grade 12. Range \$5,180 to \$6,020:						
Regional director	0 5	2,695	0 5	2,987	0 5	2,300
General manager	1	5,600	1	5,570	1	4,811
Grade 11. Range \$4,300 to \$5,180:						
Fishery management supervisor	1	4,520	1	4,405	1	3,800
Assistant general manager	1	4,520	1	4,520	1	4,000
Grade 10. Range \$3,970 to \$4,630:						
Administrative officer	1	4,080	1	4,059	0 8	2,849
Grade 9. Range \$3,640 to \$4,300:						
Administrative assistant					0 2	614
Agent and caretaker	2	7,830	2	7,748	2	6,625
Byproducts plant foreman	1	4,080	1	3,802	0 9	2,838
Fleet engineer	1	4,080	1	4,020	1	3,450
Port captain and master	1	3,860	1	3,860	1	3,300
Grade 8. Range \$3,310 to \$3,970	2	6,840	2	6,840	2	5,800
Grade 7. Range \$2,980 to \$3,640	6	19,310	6	19,218	5 5	15,062

FISH AND WILDLIFE SERVICE—Continued

SALARIES AND EXPENSES—continued

Salaries and Expenses, Fish and Wildlife Service—Continued

By objects	Obligations					
	Estimate, 1947		Estimate, 1946		Actual, 1945	
	Man-years	Total salary	Man-years	Total salary	Man-years	Total salary
<b>PERSONAL SERVICES, FIELD—continued</b>						
Clerical, administrative, and fiscal service—Continued						
Grade 6. Range \$2,650 to \$3,310	8	\$21,860	5.6	\$15,290	6.3	\$15,076
Grade 5. Range \$2,320 to \$2,980	2	5,080	2	4,991	1.1	2,364
Grade 4. Range \$2,100 to \$2,496	2	4,332	2	4,303	1.7	3,026
Grade 3. Range \$1,902 to \$2,298	8	15,942	8	15,738	3.7	6,224
Grade 2. Range \$1,704 to \$3,100	2	3,408	2	3,408	1.1	1,651
Professional service:						
Grade 4. Range \$4,300 to \$5,180:						
Medical officer	1	4,300	1	4,300	0.1	172
Grade 3. Range \$3,640 to \$4,300:						
Physician	1	3,750	1	3,750	1.9	7,005
Grade 2. Range \$2,980 to \$3,640	1	3,200	1	3,115	1	2,625
Subprofessional service:						
Grade 6. Range \$2,320 to \$2,980	2	4,860	2	4,767	1.8	3,806
Grade 4. Range \$1,902 to \$2,298	6	11,542	4	7,938	3.9	6,791
Crafts, protective, and custodial service:						
Grade 10. Range \$2,980 to \$3,640	1	3,090	1	3,001	0.8	2,228
Grade 9. Range \$2,650 to \$3,310	1	2,760	1	2,662	0.3	684
Unclassified:						
Master	8.5	23,150	7.9	23,329	6.9	22,128
Engineer	8.5	20,600	8	20,940	7.9	21,591
Ship's carpenter	1	2,900	1	2,900	1	2,900
Assistant engineer	4	8,300	4	8,621	2.5	6,306
Mate	2	4,000	2	4,233	2	4,370
Radio operator and engineer	2	4,000	1.9	4,248	1.2	2,823
Radio operator	1.5	2,610	1	1,860	1	2,309
First officer	1	2,400	1	2,667	0.7	1,839
Second officer	1	2,100	1	2,350	0.3	1,008
Cook	2.5	4,450	2	3,820	2	4,020
Quartermaster	3.5	5,510	3	4,900	3.3	4,983
Seaman	5	6,600	5	7,012	5	7,747
Total permanent, field	93	237,959	85.9	226,902	74.4	189,125
Temporary employment, field	33.5	80,666	26	62,996	26	57,971
Overtime pay, field		46,151		49,426		75,782
Additional pay for foreign service, field		30,625		27,678		21,405
All personal services, field	126.5	395,401	111.9	367,002	100.4	344,283
Total, departmental and field	139	433,549	123.2	401,823	109.5	373,070
Deduct quarters and subsistence furnished		8,673		8,673		7,294
01 Personal services (net)	139	424,876	123.2	393,150	109.5	365,776
<b>OTHER OBLIGATIONS</b>						
02 Travel		17,000		15,000		14,949
03 Transportation of things		32,300		26,000		1,779
04 Communication services		2,000		1,700		1,718
05 Rents and utility services		6,000		5,800		5,760
07 Other contractual services		42,904		25,000		24,858
08 Supplies and materials		208,278		175,250		119,538
09 Equipment		113,642		52,800		9,223
Airplane				10,000		
10 Lands and structures		11,000				
13 Refunds, awards, and indemnities						10
Total other obligations		433,124		311,550		177,835
Grand total obligations		858,000		704,700		543,611
Received by transfer from "Salaries and expenses, Fish and Wildlife Service," investigations respecting food fishes						-12,500
Net total obligations		858,000		704,700		531,111
Covered into Treasury as miscellaneous receipts, Public Law 369						+31
Excess of obligations over appropriation due to Public Law 106				-80,000		
Estimated savings, unobligated balance						4,858
Total estimate or appropriation		858,000		624,700		536,000
<b>BY PROJECTS OR FUNCTIONS</b>						
1. Conservation of Alaska fisheries		\$446,580		\$313,700		\$239,648
2. Conservation of fur seals and other marine mammals and maintenance of Pribilof natives		365,269		341,028		223,966
3. Overtime pay		46,151		49,972		79,997
Grand total obligations		858,000		704,700		543,611
Adjustments (see objects schedule for detail)				-80,000		-7,611
Total estimate or appropriation		858,000		624,700		536,000

Alaska fur-seal investigations: For investigations of Alaska fur seals pursuant to the Act of February 26, 1944 (16 U. S. C. 631i), \$75,000. (5 U. S. C. 1331.)

Estimate 1947, \$75,000

By objects	Obligations					
	Estimate, 1947		Estimate, 1946		Actual, 1945	
	Man-years	Total salary	Man-years	Total salary	Man-years	Total salary
<b>PERSONAL SERVICES, FIELD</b>						
Clerical, administrative, and fiscal service:						
Grade 3. Range \$1,902 to \$2,298	1	\$1,902				
Professional service:						
Grade 4. Range \$4,300 to \$5,180:						
Biologist	1	4,300				
Grade 2. Range \$2,980 to \$3,640	1	2,980				
Unclassified:						
Master	1	3,200				
Chief engineer	1	2,900				
First mate	0.3	800				
Assistant engineer	0.3	767				
Second assistant engineer	0.3	687				
Second mate	0.3	700				
Radio operator	0.3	620				
Cook	0.3	620				
Mess boy	0.3	400				
Seamen	2	2,640				
Total permanent, field	9.1	22,496				
Temporary employment, field	0.6	720				
Overtime pay, field		3,750				
01 Personal services (net)	9.7	26,966				
<b>OTHER OBLIGATIONS</b>						
02 Travel		4,200				
03 Transportation of things		450				
04 Communication services		350				
05 Rents and utility services		1,000				
07 Other contractual services		22,000				
08 Supplies and materials		9,034				
09 Equipment		11,000				
Total other obligations		48,034				
Total estimate or appropriation		75,000				

Enforcement of Black Bass and Whaling Treaty Acts: For enforcement of the Act of July 2, 1930, and the Act of May 1, 1936 (16 U. S. C. 851-856, 901-915), \$18,000 \$20,000. (5 U. S. C. 1331; Act of July 3, 1945, Public Law 123.)

Estimate 1947, \$20,000

Appropriated 1946, \$18,000

By objects	Obligations					
	Estimate, 1947		Estimate, 1946		Actual, 1945	
	Man-years	Total salary	Man-years	Total salary	Man-years	Total salary
<b>PERSONAL SERVICES, DEPARTMENTAL</b>						
Clerical, administrative, and fiscal service:						
Grade 11. Range \$4,300 to \$5,180:						
Law enforcement officer	0.5	\$2,590	0.5	\$2,590	0.5	\$2,300
Grade 4. Range \$2,100 to \$2,496	1	2,100				
Professional service:						
Grade 5. Range \$5,180 to \$6,020:						
Biologist					0.3	1,800
Total permanent, departmental	1.5	4,690	0.5	2,590	0.8	4,100
Overtime pay, departmental				56		524
All personal services, departmental	1.5	4,690	0.5	2,646	0.8	4,624
<b>PERSONAL SERVICES, FIELD</b>						
Clerical, administrative, and fiscal service:						
Grade 8. Range \$3,310 to \$3,970	0.5	1,710	0.5	1,710	0.5	1,450
Grade 7. Range \$2,980 to \$3,640	1.8	5,765	1.8	5,765	1.8	4,875
Professional service:						
Grade 3. Range \$3,640 to \$4,300:						
Biologist	1	3,640				
Total permanent, field	3.3	11,115	2.3	7,475	2.3	6,325
Temporary employment, field					0.1	59
Overtime pay, field						1,354
All personal services, field	3.3	11,115	2.3	7,475	2.4	7,768
01 Personal services (net)	4.8	15,805	2.8	10,121	3.2	12,392
<b>OTHER OBLIGATIONS</b>						
02 Travel		2,800		1,600		563
03 Transportation of things		100				35
04 Communication services		75		35		86
05 Rents and utility services		100		100		421
07 Other contractual services		403		500		160
08 Supplies and materials		317		200		
09 Equipment		400		219		
Total other obligations		4,195		2,654		1,265
Grand total obligations		20,000		12,775		13,657
Estimated savings, unobligated balance				5,225		193
Total estimate or appropriation		20,000		18,000		13,850

By projects or functions	Obligations		
	Estimate, 1947	Estimate, 1946	Actual, 1945
1. Enforcement of Black Bass Act.....	\$11,719	\$11,719	\$9,949
2. Enforcement of Whaling Treaty Act.....	8,281	1,000	1,800
3. Overtime pay.....		56	1,908
Grand total obligations.....	20,000	12,775	13,657
Adjustments (see objects schedule for detail).....		+5,225	+193
Total estimate or appropriation.....	20,000	18,000	13,850

By projects or functions	Obligations		
	Estimate, 1947	Estimate, 1946	Actual, 1945
1. Fur-animal restoration and production investigations.....	\$166,700	\$95,610	\$84,268
2. Rabbit production investigations.....	32,000	31,758	26,639
3. Overtime pay.....		2,087	14,083
Grand total obligations.....	198,700	129,455	124,990
Adjustments (see objects schedule for detail).....		-13,955	1,160
Total estimate or appropriation.....	198,700	115,500	126,150

Fur-resources investigations: For investigations, experiments, and demonstrations in connection with the production and utilization of animals the pelts of which are used commercially for fur, including the repair of experiment stations, [\$115,500] \$198,700. (5 U. S. C. 133t; 16 U. S. C. 661-666; Act of July 3, 1945, Public Law 123.)

Estimate 1947, \$198,700

Appropriated 1946, \$115,500

Biological investigations: For biological investigations, including the relations, habits, geographic distribution, and migration of animals and plants, and the preparation of maps of the life zones, and including [\$36,200] \$41,300 for investigations of the relations of wild animal life to forests, under section 5 of the Act approved May 22, 1928 (16 U. S. C. 581d); for investigations, experiments, and demonstrations, independently or in cooperation with other agencies or individuals, in developing and applying methods for the control of damage to agricultural and horticultural crops by birds, and for investigations of the wildlife resources of the Territory of Alaska, [\$181,550] \$355,600. (5 U. S. C. 133t; 16 U. S. C. 661-666, 701, 715k; 48 U. S. C. 204a; Act of July 3, 1945, Public Law 123.)

Estimate 1947, \$355,600

Appropriated 1946, \$181,550

By objects	Obligations					
	Estimate, 1947		Estimate, 1946		Actual, 1945	
	Man-years	Total salary	Man-years	Total salary	Man-years	Total salary
<b>PERSONAL SERVICES, DEPARTMENTAL</b>						
Clerical, administrative, and fiscal service:						
Grade 6. Range \$2,650 to \$3,310.....	0.3	\$920			0.3	\$767
Grade 5. Range \$2,320 to \$2,980.....					0.7	1,562
Grade 4. Range \$2,100 to \$2,496.....	2	4,332	2	\$4,266	1.3	2,190
Grade 3. Range \$1,902 to \$2,298.....	3	5,838	2	3,878	2	3,264
Professional service:						
Grade 6. Range \$6,230 to \$7,070:						
Chief of division.....	0.3	1,610	0.3	1,558	0.2	1,000
Biologist.....	1	6,860	1	6,860	1	6,000
Grade 4. Range \$4,300 to \$5,180:						
Biologist.....	1.8	8,998	1	5,180	1	4,600
Total permanent, departmental.....	8.4	28,558	6.3	21,742	6.5	19,383
Overtime pay, departmental.....				348		3,048
All personal services, departmental.....	8.4	28,558	6.3	22,090	6.5	22,431
<b>PERSONAL SERVICES, FIELD</b>						
Clerical, administrative, and fiscal service:						
Grade 4. Range \$2,100 to \$2,496.....	1	2,232	1	2,183	1	1,815
Grade 3. Range \$1,902 to \$2,298.....	5.5	11,185	3.5	7,235	2.8	4,856
Grade 2. Range \$1,704 to \$2,100.....	0.5	918	0.5	902	1	1,352
Professional service:						
Grade 4. Range \$4,300 to \$5,180:						
Biologist.....	3	15,540	2	9,810	2	8,400
Veterinarian.....	0.5	2,205	0.5	2,205	0.5	1,900
Grade 3. Range \$3,640 to \$4,300:						
Biologist.....	7	26,030	2	7,785	1.8	5,884
Microanalyst.....	1	3,860	1	3,833	1	3,275
Pathologist.....	1	3,640				
Veterinarian.....	2.5	9,485	1.5	5,818	1.2	3,927
Grade 2. Range \$2,980 to \$3,640.....	3	9,160	2	6,070	1.2	2,607
Grade 1. Range \$2,320 to \$2,980.....	1.2	2,900	1	2,320	0.9	2,252
Subprofessional service:						
Grade 6. Range \$2,320 to \$2,980.....	2	4,860	1	2,540	1	2,100
Grade 5. Range \$2,100 to \$2,496.....	1.3	2,888	1.3	3,183	1.3	2,260
Grade 4. Range \$1,902 to \$2,298.....	1	1,902				
Grade 3. Range \$1,704 to \$2,100.....	6	10,686	5.3	9,508	4.1	6,230
Crafts, protective, and custodial service:						
Grade 5. Range \$1,968 to \$2,364.....	1	2,034	1	2,031	1	1,666
Grade 2. Range \$1,440 to \$1,770.....	2.5	3,930	2.5	3,914	2	2,522
Total permanent, field.....	40	113,455	26.1	69,337	22.8	51,076
Temporary employment, field.....	1.3	2,000	1	1,300	1.7	2,674
W. A. E. employment, field.....	1.5	2,332	1	1,539	1	1,546
Overtime pay, field.....				1,739		11,035
Additional pay for foreign service, field.....		2,875				
All personal services, field.....	42.8	120,662	28.1	74,135	25.5	66,351
Total, departmental and field.....	51.2	149,220	34.4	96,225	32	88,762
Deduct quarters and subsistence furnished.....		928		928		922
01 Personal services (net).....	51.2	148,292	34.4	95,297	32	87,840
<b>OTHER OBLIGATIONS</b>						
02 Travel.....		10,500		4,500		5,229
03 Transportation of things.....		950		800		876
04 Communication services.....		350		290		194
05 Rents and utility services.....		1,500		1,500		1,471
07 Other contractual services.....		4,500		4,100		4,149
08 Supplies and materials.....		19,708		17,058		20,501
00 Equipment.....		12,900		6,000		4,730
Total, other obligations.....		50,408		34,158		37,150
Grand total obligations.....		198,700		129,455		124,990
Covered into Treasury as miscellaneous receipts, Public Law 369.....						+94
Excess of obligations over appropriation due to Public Law 106.....				-13,955		
Estimated savings, unobligated balance.....						1,066
Total estimate or appropriation.....		198,700		115,500		126,150

By objects	Obligations					
	Estimate, 1947		Estimate, 1946		Actual, 1945	
	Man-years	Total salary	Man-years	Total salary	Man-years	Total salary
<b>PERSONAL SERVICES, DEPARTMENTAL</b>						
Clerical, administrative, and fiscal service:						
Grade 4. Range \$2,100 to \$2,496.....	0.8	\$1,625	0.8	\$1,580	0.4	\$835
Grade 3. Range \$1,902 to \$2,298.....	3.3	6,710	3.3	6,591	2.9	5,201
Grade 2. Range \$1,704 to \$2,100.....					0.6	920
Professional service:						
Grade 6. Range \$6,230 to \$7,070:						
Chief of division.....	0.3	2,147	0.3	2,138	0.3	1,867
Technical adviser.....	0.6	4,124			0.2	775
Grade 5. Range \$5,180 to \$6,020:						
Biologist.....	3.5	20,545	3.5	20,440	3.5	18,100
Grade 4. Range \$4,300 to \$5,180:						
Biologist.....	1	4,520	1	4,355	0.8	2,808
Ornithologist.....	0.5	2,370	0.5	2,370	1	4,000
Grade 3. Range \$3,640 to \$4,300:						
Biologist.....	1	3,640				
Grade 2. Range \$2,980 to \$3,640.....	3	9,050	1	3,090	1	2,600
Subprofessional service:						
Grade 6. Range \$2,320 to \$2,980.....	2	5,630	2	5,630	1.7	4,158
Total permanent, departmental.....	16	60,361	12.4	46,194	12.4	41,264
Temporary employment, departmental.....				708	0.5	2,300
Overtime pay, departmental.....						6,865
All personal services, departmental.....	16	60,361	12.4	46,902	12.9	50,429
<b>PERSONAL SERVICES, FIELD</b>						
Clerical, administrative, and fiscal service:						
Grade 7. Range \$2,980 to \$3,640.....					0.4	1,208
Grade 5. Range \$2,320 to \$2,980.....	1	2,320				
Grade 4. Range \$2,100 to \$2,496.....	1	2,430	1	2,413	1.1	2,175
Grade 3. Range \$1,902 to \$2,298.....	5.5	10,712	3.5	7,323	3.5	5,846
Grade 2. Range \$1,704 to \$2,100.....					0.8	1,108
Professional service:						
Grade 5. Range \$5,180 to \$6,020:						
Biologist.....	1	5,810	1	5,758	1	5,000
Grade 4. Range \$4,300 to \$5,180:						
Biologist.....	8.5	38,640	5.4	24,767	2.9	11,594
Field naturalist.....	1	5,180	1	5,125	1	4,400
Veterinarian.....	0.5	2,260	0.5	2,205	0.5	1,900
Grade 3. Range \$3,640 to \$4,300:						
Biologist.....	17	67,270	11.9	48,163	10.9	38,590
Biochemist.....	1	3,640				
Nutritionist.....	0.5	1,820				
Veterinarian.....	0.5	1,875	0.5	1,866	0.7	2,301
Grade 2. Range \$2,980 to \$3,640.....	8.4	25,953	3.8	12,119	3.1	8,836
Grade 1. Range \$2,320 to \$2,980.....	2.5	5,800	0.5	1,160	0.7	1,400
Subprofessional service:						
Grade 6. Range \$2,320 to \$2,980.....	2.5	6,020	1	2,513	1	2,075
Grade 5. Range \$2,100 to \$2,496.....	0.7	1,444	0.7	1,416	0.2	440
Grade 4. Range \$1,902 to \$2,298.....	1	1,902				
Grade 3. Range \$1,704 to \$2,100.....	0.5	852				
Grade 2. Range \$1,572 to \$1,968.....	0.3	393				
Total permanent, field.....	53.4	184,321	31.1	115,221	27.8	86,873
Temporary employment, field.....	6	9,423	0.6	1,100	0.7	1,052
W. A. E. employment, field.....	0.4	750	0.4	750	0.4	731
Overtime pay, field.....				2,088		16,016
Additional pay for foreign service, field.....		3,370				
All personal services, field.....	59.8	197,864	32.1	119,159	28.9	104,672
Total, departmental and field.....	75.8	258,225	44.5	166,061	41.8	155,101
Deduct quarters and subsistence furnished.....		340		340		483
01 Personal services (net).....	75.8	257,885	44.5	165,721	41.8	154,618

FISH AND WILDLIFE SERVICE--Continued

SALARIES AND EXPENSES--continued

Salaries and Expenses, Fish and Wildlife Service--Continued

By objects	Obligations		
	Estimate, 1947	Estimate, 1946	Actual, 1945
<b>OTHER OBLIGATIONS</b>			
02 Travel	\$45,266	\$13,785	\$12,138
03 Transportation of things	2,215	800	751
04 Communication services	1,665	325	270
05 Rents and utility services	1,000	640	437
07 Other contractual services	5,000	3,500	3,305
08 Supplies and materials	16,880	9,000	8,614
09 Equipment	25,689	5,089	5,087
Total other obligations	97,715	33,099	30,602
Grand total obligations	355,600	198,820	185,220
Transferred to "Salaries and expenses, Fish and Wildlife Service," maintenance of mammal and bird reservations		+22,225	+25,654
Received by transfer from "Salaries and expenses, Fish and Wildlife Service," migratory bird conservation refuges		-19,495	-19,202
Net total obligations	355,600	201,550	191,672
Covered into Treasury as miscellaneous receipts, Public Law 369			+39
Excess of obligations over appropriation due to Public Law 106		-20,000	2,004
Estimated savings, unobligated balance			
Total estimate or appropriation	355,600	181,550	193,715
<b>BY PROJECTS OR FUNCTIONS</b>			
1. Regional wildlife surveys	\$103,800	\$38,124	\$32,483
2. Research in wildlife management	95,000	60,000	41,563
3. Wildlife investigations on public lands	47,000	32,000	31,161
4. Wildlife investigations on agricultural lands	25,000		
5. Forest range wildlife relations	41,300	40,900	33,703
6. Control of injurious birds	29,100	12,000	11,174
7. Study of wildlife diseases	14,400	13,000	12,255
8. Overtime pay		2,796	22,881
Grand total obligations	355,600	198,820	185,220
Adjustments (see objects schedule for detail)		-17,270	+8,495
Total estimate or appropriation	355,600	181,550	193,715

Control of predatory animals and injurious rodents: For investigations and demonstrations in destroying animals injurious to agriculture, horticulture, forestry, animal husbandry, and wild game, and in protecting stock and other domestic animals through the suppression of rabies and other diseases in predatory wild animals as authorized by law (7 U. S. C. 426), including not to exceed \$3,000 for the purchase of printed bags, tags, and labels; and for repairs, additions, and installations in and about the grounds and buildings of the game-management supply depot and laboratory at Pocatello, Idaho, including purchase, transportation, and handling of supplies and materials for distribution from said depot to other projects, in accordance with the provisions of the Act approved June 24, 1936 (16 U. S. C. 667), **[\$875,000]** \$1,100,000. (5 U. S. C. 133t; 16 U. S. C. 661, 664, 666; 43 U. S. C. 315t; Act of Dec. 28, 1945, Public Law 269.)

Estimate 1947, **\$1,100,000** Appropriated 1946, **\$895,000**

\* Includes \$20,000 appropriated in the First Deficiency Appropriation Act, 1946.

By objects	Obligations					
	Estimate, 1947		Estimate, 1946		Actual, 1945	
<b>PERSONAL SERVICES, DEPARTMENTAL</b>						
Clerical, administrative, and fiscal service:	Man-years	Total salary	Man-years	Total salary	Man-years	Total salary
Grade 7. Range \$2,980 to \$3,640	1	\$2,980	0.8	\$2,235	1	\$2,637
Grade 6. Range \$2,650 to \$3,310	1	2,870	1	2,787	1	2,325
Grade 5. Range \$2,320 to \$2,980	1	2,320	0.8	1,740	0.7	1,417
Grade 4. Range \$2,100 to \$2,496	2.6	5,931	2.6	5,931	2.1	3,790
Grade 3. Range \$1,902 to \$2,298	3	6,102	2.8	5,514	1.8	2,999
Grade 2. Range \$1,704 to \$2,100	1	1,770	1	1,752	0.3	422
Professional service:						
Grade 6. Range \$6,230 to \$7,070:						
Chief of division	1.1	7,379	1.1	7,334	1.1	6,467
Grade 5. Range \$5,180 to \$6,020:						
Biologist	2	10,780	2	10,850	2	9,800
Grade 2. Range \$2,980 to \$3,640	1	3,209	1	3,118	1	2,625
Total permanent, departmental	13.7	43,332	13.1	41,261	11	32,392
Temporary employment, departmental					0.3	695
Overtime pay, departmental						5,562
All personal services, departmental	13.7	43,332	13.1	41,864	11.3	38,559

By objects	Obligations					
	Estimate, 1947		Estimate, 1946		Actual, 1945	
<b>PERSONAL SERVICES, FIELD</b>						
Clerical, administrative, and fiscal service:	Man-years	Total salary	Man-years	Total salary	Man-years	Total salary
Grade 10. Range \$3,970 to \$4,630:						
Administrative assistant	1	\$4,080	1	\$4,080		
Grade 9. Range \$3,640 to \$4,300:						
Administrative assistant					1	\$3,400
Grade 7. Range \$2,980 to \$3,640					0.3	686
Grade 6. Range \$2,650 to \$3,310	1	2,760	1	2,687	0.4	958
Grade 5. Range \$2,320 to \$2,980	13	34,010	13	33,588	13	27,904
Grade 4. Range \$2,100 to \$2,496	9	19,955	9	19,780	7.3	13,713
Grade 3. Range \$1,902 to \$2,298	16.4	32,210	14.4	28,247	14.1	24,782
Grade 2. Range \$1,704 to \$2,100	6.5	11,703	6.5	11,604	5.6	8,346
Professional service:						
Grade 6. Range \$6,230 to \$7,070:						
Regional director	1.5	9,660	1.5	9,660	1.3	7,467
Grade 5. Range \$5,180 to \$6,020:						
Assistant regional director	0.5	2,800	0.5	2,800	0.9	4,317
Biologist	0.5	3,010	0.5	2,958	0.5	2,600
Grade 4. Range \$4,300 to \$5,180:						
Regional supervisor	2	9,700	2	9,590	2	8,200
District agent	11	52,800	10.9	51,065	10.6	42,901
Chemist					0.9	3,483
Pharmacologist	1	4,740	1	4,740	1	4,000
Grade 3. Range \$3,640 to \$4,300:						
District agent	8	33,300	7.9	32,584	7	24,700
Assistant district agent	7	26,690	5	19,300	4.8	16,043
Biologist	4	15,690	4	15,522	2.3	7,401
Chemist	2	7,720	2	7,720	1	3,489
Grade 2. Range \$2,980 to \$3,640	16	50,430	13.8	43,340	13.1	36,693
Grade 1. Range \$2,320 to \$2,980	2	4,860	2	4,860	2.8	6,037
Subprofessional service:						
Grade 6. Range \$2,320 to \$2,980	36	90,560	30.2	76,606	24.8	55,803
Grade 5. Range \$2,100 to \$2,496	5	10,566	3.7	7,550	1.7	3,036
Grade 3. Range \$1,704 to \$2,100	1	1,770	1	1,712	0.9	1,263
Crafts, protective, and custodial service:						
Grade 3. Range \$1,572 to \$1,902	1	1,638	1	1,638	1	1,320
Unclassified	1	1,800	1	1,800	1	1,800
Total permanent, field	146.4	432,423	132.9	393,431	119.3	310,342
Temporary employment, field	192	337,568	165	268,947	121.3	182,536
Part-time employment, field	0.3	350	0.3	350	0.2	244
W. A. E. employment, field	0.2	200	0.2	200	0.1	86
Overtime pay, field					25,635	100,757
Additional pay for foreign service, field					690	
All personal services, field	338.9	771,231	298.4	689,253	240.9	593,965
01 Personal services (net)	352.6	814,563	311.5	731,117	252.2	632,524
<b>OTHER OBLIGATIONS</b>						
02 Travel		132,500		115,232		109,614
03 Transportation of things		4,456		4,500		3,981
04 Communication services		4,000		4,000		3,306
05 Rents and utility services		12,400		12,400		11,251
07 Other contractual services		29,779		30,500		30,849
08 Supplies and materials		63,302		54,251		60,164
09 Equipment		39,000		18,000		12,915
13 Refunds, awards, and indemnities						210
Total other obligations		285,437		238,883		232,290
Grand total obligations		1,100,000		970,000		864,814
Reimbursements for services performed						-2,454
Net total obligations		1,100,000		970,000		862,360
Covered into Treasury as miscellaneous receipts, Public Law 369						+2,389
Excess of obligations over appropriation due to Public Law 106				-75,000		
Estimated savings, unobligated balance						251
Total estimate or appropriation		1,100,000		895,000		865,000
<b>BY PROJECTS OR FUNCTIONS</b>						
1. Control of predatory animals		\$701,000		\$591,708		\$475,975
2. Control of injurious rodents		340,700		295,054		238,470
3. Mammal control methods		58,300		57,000		44,050
4. Overtime pay				26,238		106,319
Grand total obligations		1,100,000		970,000		864,814
Adjustments (see objects schedule for detail)				75,000		+186
Total estimate or appropriation		1,100,000		895,000		865,000

Protection of migratory birds: For the enforcement of the Migratory Bird Treaty Act of July 3, 1918, as amended, to carry into effect the treaty with Great Britain and the convention between the United States and the United Mexican States (16 U. S. C. 703-711); for cooperation with local authorities in the protection of migratory birds, including necessary investigations; for the enforcement of the Act for the protection of the bald eagle (16 U. S. C. [668c] 668-668d); for the enforcement of sections 241-244 of the Act approved March 4, 1909, as amended (18 U. S. C. 391-394), and for the enforcement of section 1 of the Act approved May 25, 1900 (16 U. S. C. 701), including necessary investigations, **[\$300,000]** \$417,600, of which not to exceed \$10,000 may be expended in the discretion of the Secretary for the purpose of securing information concerning violations of the laws for the enforcement of which this

appropriation is made available. (5 U. S. C. 1331; 16 U. S. C. 661-666, 715-715r, 718-718h; Act of July 3, 1945, Public Law 123.)

Estimate 1947, \$417,600      Appropriated 1946, \$300,000

By objects	Obligations					
	Estimate, 1947		Estimate, 1946		Actual, 1945	
	Man-years	Total salary	Man-years	Total salary	Man-years	Total salary
<b>PERSONAL SERVICES, DEPARTMENTAL</b>						
Clerical, administrative, and fiscal service:						
Grade 13. Range \$6,230 to \$7,070:						
Chief of division.....	0.8	\$5,892	0.8	\$5,790	0.5	\$3,100
Grade 11. Range \$4,300 to \$5,180:						
Law enforcement officer.....	1	4,740	0.8	3,665	0.5	2,300
Grade 8. Range \$3,310 to \$3,970:	0.5	1,875	0.5	1,847	1	3,175
Grade 6. Range \$2,650 to \$3,310:	0.3	690	0.3	660	0.3	575
Grade 5. Range \$2,320 to \$2,980:	1	2,540	1	2,512	0.4	962
Grade 4. Range \$2,100 to \$2,496:	2	4,662	2	4,646	3.1	6,063
Grade 3. Range \$1,902 to \$2,298:	2.5	4,886	2.5	4,937	2.4	3,978
Professional service:						
Grade 6. Range \$6,230 to \$7,070:						
Chief counsel.....					0.3	1,933
Technical adviser.....					0.5	3,100
Grade 5. Range \$5,180 to \$6,020:						
Biologist.....	1	6,020	1	5,915	1	5,200
Chief, section of importations and permits.....	1	6,020	1	6,020	0.7	3,600
Grade 4. Range \$4,300 to \$5,180:						
Ornithologist.....	0.5	2,370	0.5	2,370		
Total permanent, departmental.....	10.6	39,795	10.4	38,392	10.7	33,986
Temporary employment, departmental.....					0.3	337
Overtime pay, departmental.....						643
All personal services, departmental.....	10.6	39,795	10.4	39,035	11	39,731
<b>PERSONAL SERVICES, FIELD</b>						
Clerical, administrative, and fiscal service:						
Grade 11. Range \$4,300 to \$5,180:						
Regional supervisor of law enforcement.....	4	17,860	4	17,594	3.5	14,258
Grade 8. Range \$3,310 to \$3,970:	0.5	1,710	0.5	1,710	0.5	1,450
Grade 7. Range \$2,980 to \$3,640:	48.5	157,435	38.7	127,635	37.1	106,222
Grade 5. Range \$2,320 to \$2,980:	4	9,700	2.5	5,987	2.7	5,249
Grade 4. Range \$2,100 to \$2,496:	3.4	4,398	2	4,332	1	1,810
Grade 3. Range \$1,902 to \$2,298:	3.4	7,203	3.4	7,186	4.6	7,906
Grade 2. Range \$1,704 to \$2,100:	1.5	2,622	1.5	2,622	2.1	3,052
Professional service:						
Grade 6. Range \$6,230 to \$7,070:						
Regional director.....					0.3	1,400
Grade 5. Range \$5,180 to \$6,020:						
Assistant regional director.....	1	5,390	1	5,390	0.7	3,560
Grade 4. Range \$4,300 to \$5,180:						
Biologist.....	1	4,960	1	4,905	1	4,200
Grade 3. Range \$3,640 to \$4,300:						
Biologist.....	3	12,240	3	12,185	3	10,450
Grade 2. Range \$2,980 to \$3,640:	2	6,620	1	3,393	1	2,875
Grade 1. Range \$2,325 to \$2,980:					0.3	489
Crafts, custodial, and protective service:						
Grade 4. Range \$1,770 to \$2,166:					2	3,090
Total permanent, field.....	70.9	229,938	58.6	192,939	50.8	166,611
Temporary employment, field.....	0.7	1,200	0.8	1,406	0.7	1,226
W. A. E. employment, field.....	1.2	2,200	0.8	1,230	0.7	1,130
Overtime pay, field.....						4,740
All personal services, field.....	72.8	233,338	60.2	200,309	61.2	202,896
Total, departmental and field.....	83.4	273,133	70.6	239,344	72.2	242,627
Deduct quarters and subsistence furnished.....		-496		-497		-642
01 Personal services (net).....	83.4	272,637	70.6	238,847	72.2	241,985
<b>OTHER OBLIGATIONS</b>						
02 Travel.....		55,300		45,000		40,525
03 Transportation of things.....		969		1,000		686
04 Communication services.....		3,760		3,690		3,196
05 Rents and utility services.....		7,500		7,500		6,766
07 Other contractual services.....		15,080		13,500		12,426
08 Supplies and materials.....		21,054		18,673		17,977
09 Equipment.....		41,300		6,000		4,040
Total other obligations.....		144,963		95,273		85,616
Grand total obligations.....		417,600		334,120		327,601
Covered into Treasury as miscellaneous receipts, Public Law 369.....						+1,538
Excess of obligations over appropriation due to Public Law 106.....				-34,120		
Estimated savings, unobligated balance.....						5,761
Total estimate or appropriation.....		417,600		300,000		334,900
<b>BY PROJECTS OR FUNCTIONS</b>						
1. Enforcement activities under the Migratory Bird Treaty and Lacey Acts.....		\$356,700		\$278,354		\$242,504
2. Migratory bird investigations.....		60,900		50,383		45,160
3. Overtime pay.....				5,383		39,937
Grand total obligations.....		417,600		334,120		327,601
Adjustments (see objects schedule for detail).....				-34,120		7,299
Total estimate or appropriation.....		417,600		300,000		334,900

Enforcement of Alaska game law: For the enforcement of the Act of January 13, 1925, as amended (48 U. S. C. 192-211); purchase of two, operation, and maintenance of airplanes, \$142,585; \$186,900. (5 U. S. C. 1331; 16 U. S. C. 661-666; Act of July 3, 1945, Public Law 123.)

Estimate 1947, \$186,900      Appropriated, 1946, \$142,585

By objects	Obligations					
	Estimate, 1947		Estimate, 1946		Actual, 1945	
	Man-years	Total salary	Man-years	Total salary	Man-years	Total salary
<b>PERSONAL SERVICES, DEPARTMENTAL</b>						
Clerical, administrative, and fiscal service:						
Grade 13. Range \$6,230 to \$7,070:						
Chief of division.....	0.2	\$1,178	0.2	\$1,178	0.5	\$3,100
Grade 11. Range \$4,300 to \$5,180:						
Law enforcement officer.....	0.5	2,150	0.5	2,150		
Grade 6. Range \$2,650 to \$3,310:	0.5	1,050	0.5	1,050	0.3	920
Grade 4. Range \$2,100 to \$2,496:					0.1	405
Total permanent, departmental.....	1.2	4,378	1.2	4,378	0.9	4,125
Overtime pay, departmental.....						537
All personal services, departmental.....	1.2	4,378	1.2	4,378	0.9	4,662
<b>PERSONAL SERVICES, FIELD</b>						
Clerical, administrative, and fiscal service:						
Grade 12. Range \$5,180 to \$6,020:						
Regional director.....	0.5	2,695	0.5	2,500	0.5	2,308
Grade 11. Range \$4,300 to \$5,180:						
Wildlife management supervisor.....	1	4,520	1	4,405	1	3,800
Grade 10. Range \$3,970 to \$4,630:						
Administrative officer.....	1	4,190	1	4,190	1	3,675
Grade 9. Range \$3,640 to \$4,300:						
Airplane pilot and mechanic.....	3	11,250	2.1	7,628	1.9	6,339
Grade 7. Range \$2,980 to \$3,640:	5.5	18,150	5.5	18,039	6.3	18,201
Grade 6. Range \$2,650 to \$3,310:	10	27,050	6.9	18,493	3.7	9,382
Grade 5. Range \$2,320 to \$2,980:	2	5,300	2	5,172	1.4	3,150
Grade 4. Range \$2,100 to \$2,496:	2	4,398	2	4,348	2	3,729
Grade 3. Range \$1,902 to \$2,298:					2	3,216
Grade 2. Range \$1,704 to \$2,100:						296
Professional service:						
Grade 6. Range \$6,230 to \$7,070:						
Counsel at large.....					0.1	503
Subprofessional service:						
Grade 6. Range \$2,320 to \$2,980:					0.9	1,806
Crafts, protective, and custodial service:						
Grade 9. Range \$2,650 to \$3,310:	1	2,760	1	2,677	1	2,310
Grade 7. Range \$2,364 to \$2,870:	2	4,794	2	4,739	1.7	3,821
Total permanent, field.....	28	85,107	24	72,281	23.7	62,536
Temporary employment, field.....	2.2	4,000	2.2	4,000	2.2	4,085
W. A. E. employment, field.....	0.3	1,350	0.3	1,350	0.3	1,314
Overtime pay, field.....						2,035
Additional pay for foreign service, field.....						15,207
All personal services, field.....	30.5	111,353	26.5	98,116	26.2	98,392
Total, departmental and field.....	31.7	115,731	27.7	102,494	27.1	103,054
Deduct quarters and subsistence furnished.....		120		120		120
01 Personal services (net).....	31.7	115,611	27.7	102,374	27.1	102,934
<b>OTHER OBLIGATIONS</b>						
02 Travel.....		19,600		11,000		13,636
03 Transportation of things.....		3,100		1,100		1,415
04 Communication services.....		1,300		1,200		1,213
05 Rents and utility services.....		2,000		2,000		1,941
07 Other contractual services.....		11,100		6,800		5,913
08 Supplies and materials.....		24,063		22,000		22,040
09 Equipment.....		10,126		1,426		3,812
Airplanes.....				6,685		3,500
13 Refunds, awards, and indemnities.....						250
Total other obligations.....		71,289		52,211		53,720
Grand total obligations.....		186,900		154,585		156,654
Received by transfer from "Salaries and expenses, Fish and Wildlife Service," investigations respecting food fishes.....						-8,300
Net total obligations.....		186,900		154,585		148,354
Covered into Treasury as miscellaneous receipts, Public Law 369.....						+21
Excess of obligations over appropriation due to Public Law 106.....				-12,000		
Estimated savings, unobligated balance.....						1,625
Total estimate or appropriation.....		186,900		142,585		150,000

Maintenance of mammal and bird reservations: For the administration, protection, and maintenance of mammal and bird reservations and the maintenance and protection of game introduced into suitable localities on public lands, under supervision of the Fish and Wildlife Service, including construction of fencing, wardens' quarters, shelters for animals, landings, roads, trails, bridges, ditches, telephone lines, rockwork, bulkheads, and other improvements necessary for economical administration; for the purchase, capture, and transportation of game for national reservations; and for the maintenance of the herd of long-horned cattle on

FISH AND WILDLIFE SERVICE—Continued

SALARIES AND EXPENSES—continued

Salaries and Expenses, Fish and Wildlife Service—Continued

the Wichita Mountains Wildlife Refuge, [\$625,200] \$940,000, [and in addition thereto \$40,000 of the unexpended balance for special improvements on the Wichita Mountains Wildlife Refuge for the fiscal year 1944 is continued available for the fiscal year 1946]. (5 U. S. C. 1331; 16 U. S. C. 671-674d, 684-686, 690-691d, 715k, 721-731; Act of July 3, 1945, Public Law 123.)

Estimate 1947, \* \$940,600      Appropriated 1946, \$625,200

\* Includes \$3,389 transferred from appropriations as follows: "Salaries and expenses, Fish and Wildlife Service," biological investigations... \$41,000 "Salaries and expenses, Fish and Wildlife Service," migratory bird conservation refuges... 42,389 For comparative purposes the amounts provided for 1945 and 1946 are shown in the schedule as transfers.

By objects	Obligations					
	Estimate, 1947		Estimate, 1946		Actual, 1945	
	Man-years	Total salary	Man-years	Total salary	Man-years	Total salary
<b>PERSONAL SERVICES, DEPARTMENTAL</b>						
Clerical, administrative, and fiscal service:						
Grade 12. Range \$5,180 to \$6,020:						
Administrative officer.....	1	\$5,600	1	\$5,600	1.8	\$8,982
Grade 11. Range \$4,300 to \$5,180:						
Administrative officer.....	1	4,740	1	4,740	0.3	1,000
Grade 9. Range \$3,640 to \$4,300:						
Administrative assistant.....	1	3,860	1	3,860	1	3,300
Grade 7. Range \$2,980 to \$3,640:						
Grade 5. Range \$2,320 to \$2,980:						
Grade 4. Range \$2,100 to \$2,496:	4	9,060	4	8,945	4.1	7,665
Grade 3. Range \$1,902 to \$2,298:	5	10,038	4	8,087	4.9	8,015
Grade 2. Range \$1,704 to \$2,100:	1	1,704	1	1,704	0.9	1,276
Professional service:						
Grade 6. Range \$6,230 to \$7,070:						
Chief of division.....	1	7,070	1	7,070	1	6,400
Land valuation engineer.....					1	5,800
Grade 5. Range \$5,180 to \$6,020:						
Biologist.....	1	6,020	0.5	3,010	1	5,400
Cadastral engineer.....					1	4,950
Hydraulic engineer.....					0.2	833
Grade 4. Range \$4,300 to \$5,180:						
Biologist.....					0.2	633
Equipment engineer.....	1	4,520	1	4,520	0.7	2,733
Hydraulic engineer.....	1	4,300				
Grade 3. Range \$3,640 to \$4,300:						
Architect.....					0.1	267
Biologist.....					0.3	875
Forester.....	1	3,640				
Grade 1. Range \$2,320 to \$2,980:						
Subprofessional service:						
Grade 5. Range \$2,100 to \$2,496:						
	1	2,100				
Total permanent, departmental.....	21	68,612	16.5	53,362	21.4	65,542
Overtime pay, departmental.....				1,105		10,579
All personal services, departmental.....	21	68,612	16.5	54,467	21.4	76,121
<b>PERSONAL SERVICES, FIELD</b>						
Clerical, administrative, and fiscal service:						
Grade 11. Range \$4,300 to \$5,180:						
Administrative officer.....	1	4,520	1	4,520	1	3,800
Grade 10. Range \$3,970 to \$4,630:						
Administrative officer.....					1	3,500
Grade 7. Range \$2,980 to \$3,640:						
Grade 6. Range \$2,650 to \$3,310:						
Grade 5. Range \$2,320 to \$2,980:						
Grade 4. Range \$2,100 to \$2,496:	4	8,796	4	8,796	4.4	8,311
Grade 3. Range \$1,902 to \$2,298:	9	17,912	6	12,171	6.6	11,020
Grade 2. Range \$1,704 to \$2,100:	15.5	26,874	13.3	22,905	6.3	8,963
Grade 1. Range \$1,506 to \$1,902:	4	6,024	3.5	5,271	2.5	3,196
Professional service:						
Grade 6. Range \$6,230 to \$7,070:						
Regional director.....	1	6,440	1	6,440	0.9	5,233
Grade 5. Range \$5,180 to \$6,020:						
Assistant regional director.....	0.5	2,800	0.5	2,800	0.5	2,450
Hydraulic engineer.....					0.2	800
Grade 4. Range \$4,300 to \$5,180:						
Superintendent.....	6	29,980	6	29,439	5.5	23,911
Hydraulic engineer.....	2	8,600			0.2	700
Regional refuge supervisor.....					0.8	3,098
Grade 3. Range \$3,640 to \$4,300:						
Refuge manager.....	10	37,720	9.2	35,126	6.9	20,194
Biologist.....	2	8,050	1.7	6,700	2	6,925
Cadastral engineer.....	2	7,280			0.2	533
Land valuation engineer.....	2	7,280				
Grade 2. Range \$2,980 to \$3,640:	28	89,270	25.3	80,571	22.3	66,780
Grade 1. Range \$2,320 to \$2,980:					0.2	333
Subprofessional service:						
Grade 8. Range \$2,980 to \$3,640:					0.2	318
Grade 6. Range \$2,320 to \$2,980:	26	64,610	23.1	59,544	20.3	43,389
Grade 4. Range \$1,902 to \$2,298:	23	45,924	23.1	45,467	15.3	27,149
Grade 3. Range \$1,704 to \$2,100:	12	21,368	11.7	20,600	10.7	15,618
Crafts, protective, and custodial service:						
Grade 7. Range \$2,364 to \$2,870:						
Grade 6. Range \$2,166 to \$2,562:	7	15,558	5.9	13,090	4.9	9,073
Grade 5. Range \$1,968 to \$2,364:	3	6,036	2.7	5,380	2	3,479
Grade 4. Range \$1,770 to \$2,166:	18	31,728	9.9	18,072	8.2	12,291
Grade 3. Range \$1,572 to \$1,902:	43.1	70,367	40.4	65,344	34.5	43,667
Grade 2. Range \$1,440 to \$1,770:	8	11,586	1	1,446		
Total permanent, field.....	235.1	550,099	197.3	464,837	163.8	338,276

By objects	Obligations					
	Estimate, 1947		Estimate, 1946		Actual, 1945	
	Man-years	Total salary	Man-years	Total salary	Man-years	Total salary
<b>PERSONAL SERVICES, FIELD—continued</b>						
Temporary employment, field.....	39	\$57,030	22	\$30,000	31	\$42,293
Part-time employment, field.....	0.7	1,000	0.7	1,000	0.7	946
W. A. E. employment, field.....	3.1	5,000	3.1	5,000	3	4,845
Overtime pay, field.....				11,552		81,297
All personal services, field.....	277.9	613,129	223.1	512,389	198.5	467,657
Total, departmental and field.....	298.9	681,741	239.6	566,856	219.9	543,778
Deduct quarters and subsistence furnished		17,000		16,959		20,324
01 Personal services (net).....	298.9	664,741	239.6	549,897	219.9	523,454
<b>OTHER OBLIGATIONS</b>						
02 Travel.....		32,509		20,000		18,737
03 Transportation of things.....		8,450		7,000		6,181
04 Communication services.....		5,420		5,200		4,838
05 Rents and utility services.....		21,939		21,300		19,439
07 Other contractual services.....		39,739		36,417		34,437
08 Supplies and materials.....		105,342		87,000		79,110
09 Equipment.....		52,560		33,000		12,922
10 Lands and structures.....		9,300		40,000		1,181
13 Refunds, awards, and indemnities.....						100
Total other obligations.....		275,259		249,917		176,945
Grand total obligations.....		940,000		799,814		700,399
Received by transfer from—						
"Salaries and expenses, Fish and Wildlife Service":						
Migratory bird conservation refuges.....				-42,389		-38,566
Biological investigations.....				-22,225		-25,654
"Fire protection of forests, forest industries, and strategic facilities (national defense)".....						-29,033
Reappropriation of 1944 balance in 1946.....				-40,000		
Net total obligations.....		940,000		695,200		607,146
Covered into Treasury as miscellaneous receipts, Public Law 369.....						+2,083
Excess of obligations over appropriation due to Public Law 106.....				-70,000		
Estimated saving, unobligated balance.....						1,446
Total estimate or appropriation.....		940,000		625,200		610,675
<b>BY PROJECTS OR FUNCTIONS</b>						
1. Maintenance of big-game preserve.....		\$206,000		\$202,900		\$146,085
2. Maintenance of bird refuges.....		549,000		533,257		412,773
3. Fire protection of wildlife refuges.....		80,000		30,000		26,522
4. Maintenance of Patuxent Research Refuge.....		41,000		21,000		23,143
5. Development of wildlife refuges.....		64,000		12,657		91,876
6. Overtime pay.....						
Grand total obligations.....		940,000		799,814		700,399
Adjustments (see objects schedule for detail).....				-174,614		-89,724
Total estimate or appropriation.....		940,000		625,200		610,675
<b>Appropriated 1946, \$55,100</b>						
NOTE.—Appropriation under above subhead transferred to and estimated for under appropriations as follows:						
"Salaries and expenses, Fish and Wildlife Service," biological investigations... \$19,495						
"Salaries and expenses, Fish and Wildlife Service," maintenance of mammal and bird reservations... 42,389						
For comparative purposes the amounts available for 1945 and 1946 are shown in the schedule as transfers.						
<b>Appropriated 1946, \$55,100</b>						
NOTE.—Appropriation under above subhead transferred to and estimated for under appropriations as follows:						
"Salaries and expenses, Fish and Wildlife Service," biological investigations... \$19,495						
"Salaries and expenses, Fish and Wildlife Service," maintenance of mammal and bird reservations... 42,389						
For comparative purposes the amounts available for 1945 and 1946 are shown in the schedule as transfers.						
<b>Appropriated 1946, \$55,100</b>						
NOTE.—Appropriation under above subhead transferred to and estimated for under appropriations as follows:						
"Salaries and expenses, Fish and Wildlife Service," biological investigations... \$19,495						
"Salaries and expenses, Fish and Wildlife Service," maintenance of mammal and bird reservations... 42,389						
For comparative purposes the amounts available for 1945 and 1946 are shown in the schedule as transfers.						
<b>Appropriated 1946, \$55,100</b>						
NOTE.—Appropriation under above subhead transferred to and estimated for under appropriations as follows:						
"Salaries and expenses, Fish and Wildlife Service," biological investigations... \$19,495						
"Salaries and expenses, Fish and Wildlife Service," maintenance of mammal and bird reservations... 42,389						
For comparative purposes the amounts available for 1945 and 1946 are shown in the schedule as transfers.						
<b>Appropriated 1946, \$55,100</b>						
NOTE.—Appropriation under above subhead transferred to and estimated for under appropriations as follows:						
"Salaries and expenses, Fish and Wildlife Service," biological investigations... \$19,495						
"Salaries and expenses, Fish and Wildlife Service," maintenance of mammal and bird reservations... 42,389						
For comparative purposes the amounts available for 1945 and 1946 are shown in the schedule as transfers.						
<b>Appropriated 1946, \$55,100</b>						
NOTE.—Appropriation under above subhead transferred to and estimated for under appropriations as follows:						
"Salaries and expenses, Fish and Wildlife Service," biological investigations... \$19,495						
"Salaries and expenses, Fish and Wildlife Service," maintenance of mammal and bird reservations... 42,389						
For comparative purposes the amounts available for 1945 and 1946 are shown in the schedule as transfers.						
<b>Appropriated 1946, \$55,100</b>						
NOTE.—Appropriation under above subhead transferred to and estimated for under appropriations as follows:						
"Salaries and expenses, Fish and Wildlife Service," biological investigations... \$19,495						
"Salaries and expenses, Fish and Wildlife Service," maintenance of mammal and bird reservations... 42,389						
For comparative purposes the amounts available for 1945 and 1946 are shown in the schedule as transfers.						
<b>Appropriated 1946, \$55,100</b>						
NOTE.—Appropriation under above subhead transferred to and estimated for under appropriations as follows:						
"Salaries and expenses, Fish and Wildlife Service," biological investigations... \$19,495						
"Salaries and expenses, Fish and Wildlife Service," maintenance of mammal and bird reservations... 42,389						
For comparative purposes the amounts available for 1945 and 1946 are shown in the schedule as transfers.						
<b>Appropriated 1946, \$55,100</b>						
NOTE.—Appropriation under above subhead transferred to and estimated for under appropriations as follows:						
"Salaries and expenses, Fish and Wildlife Service," biological investigations... \$19,495						
"Salaries and expenses, Fish and Wildlife Service," maintenance of mammal and bird reservations... 42,389						
For comparative purposes the amounts available for 1945 and 1946 are shown in the schedule as transfers.						
<b>Appropriated 1946, \$55,100</b>						
NOTE.—Appropriation under above subhead transferred to and estimated for under appropriations as follows:						
"Salaries and expenses, Fish and Wildlife Service," biological investigations... \$19,495						
"Salaries and expenses, Fish and Wildlife Service," maintenance of mammal and bird reservations... 42,389						
For comparative purposes the amounts available for 1945 and 1946 are shown in the schedule as transfers.						
<b>Appropriated 1946, \$55,100</b>						
NOTE.—Appropriation under above subhead transferred to and estimated for under appropriations as follows:						
"Salaries and expenses, Fish and Wildlife Service," biological investigations... \$19,495						
"Salaries and expenses, Fish and Wildlife Service," maintenance of mammal and bird reservations... 42,389						
For comparative purposes the amounts available for 1945 and 1946 are shown in the schedule as transfers.						
<b>Appropriated 1946, \$55,100</b>						
NOTE.—Appropriation under above subhead transferred to and estimated for under appropriations as follows:						
"Salaries and expenses, Fish and Wildlife Service," biological investigations... \$19,495						
"Salaries and expenses, Fish and Wildlife Service," maintenance of mammal and bird reservations... 42,389						
For comparative purposes the amounts available for 1945 and 1946 are shown in the schedule as transfers.						
<b>Appropriated 1946, \$55,100</b>						
NOTE.—Appropriation under above subhead transferred to and estimated for under appropriations as follows:						
"Salaries and expenses, Fish and Wildlife Service," biological investigations... \$19,495						
"Salaries and expenses, Fish and Wildlife Service," maintenance of mammal and bird reservations... 42,389						
For comparative purposes the amounts available for 1945 and 1946 are shown in the schedule as transfers.						
<b>Appropriated 1946, \$55,100</b>						
NOTE.—Appropriation under above subhead transferred to and estimated for under appropriations as follows:						
"Salaries and expenses, Fish and Wildlife Service," biological investigations... \$19,495						
"Salaries and expenses, Fish and Wildlife Service," maintenance of mammal and bird reservations... 42,389						
For comparative purposes the amounts available for 1945 and 1946 are shown in the schedule as transfers.						
<b>Appropriated 1946, \$55,100</b>						
NOTE.—Appropriation under above subhead transferred to and estimated for under appropriations as follows:						
"Salaries and expenses, Fish and Wildlife Service," biological investigations... \$19,495						
"Salaries and expenses, Fish and Wildlife Service," maintenance of mammal and bird reservations... 42,389						
For comparative purposes the amounts available for 1945 and 1946 are shown in the schedule as transfers.						
<b>Appropriated 1946, \$55,100</b>						
NOTE.—Appropriation under above subhead transferred to and estimated for under appropriations as follows:						
"Salaries and expenses, Fish and Wildlife Service," biological investigations... \$19,495						
"Salaries and expenses, Fish and Wildlife Service," maintenance of mammal and bird reservations... 42,389						
For comparative purposes the amounts available for 1945 and 1946 are shown in the schedule as transfers.						
<b>Appropriated 1946, \$55,100</b>						
NOTE.—Appropriation under above subhead transferred to and estimated for under appropriations as follows:						
"Salaries and expenses, Fish and Wildlife Service," biological investigations... \$19,495						
"Salaries and expenses, Fish and Wildlife Service," maintenance of mammal and bird reservations... 42,389						
For comparative purposes the amounts available for 1945 and 1946 are shown in the schedule as transfers.						
<b>Appropriated 1946, \$55,100</b>						
NOTE.—Appropriation under above subhead transferred to and estimated for under appropriations as follows:						



*River basin studies: For investigations and studies to determine the effects on fish and wildlife resources of proposed developments of river basins of the United States (except the Missouri and Columbia River Basins and the Central Valley Project, California) by the U. S. Corps of Engineers and the Bureau of Reclamation, and for the preparation of reports thereon and of recommendations and plans for carrying out the purposes of the Act of March 10, 1934 (16 U. S. C. 661-666), in connection therewith: Provided, That reports of such investigations with recommendations shall be furnished to the Chief of Engineers, War Department, and/or the Bureau of Reclamation and shall be included in the reports these agencies are required to submit to the Congress, \$150,000. (5 U. S. C. 1331.)*

Estimate 1947, \$150,000

By objects	Obligations					
	Estimate, 1947	Estimate, 1946	Actual, 1945			
<b>PERSONAL SERVICES, DEPARTMENTAL</b>	Man-years	Total salary	Man-years	Total salary	Man-years	Total salary
Clerical, administrative, and fiscal service: Grade 3. Range \$1,902 to \$2,298.	1.5	\$2,853				
Professional service: Grade 4. Range \$4,300 to \$5,180: Biologist.	0.5	2,150				
Aquatic biologist.	0.5	2,150				
Hydraulic engineer.	0.5	2,150				
Subprofessional service: Grade 6. Range \$2,320 to \$2,980.	1	2,320				
<b>Total permanent, departmental.</b>	<b>4</b>	<b>11,623</b>				
<b>PERSONAL SERVICES, FIELD</b>						
Clerical, administrative, and fiscal service: Grade 3. Range \$1,902 to \$2,298.	8	15,216				
Professional service: Grade 4. Range \$4,300 to \$5,180: Biologist.	4	17,209				
Aquatic biologist.	4	17,209				
Hydraulic engineer.	4	17,209				
Grade 2. Range \$2,980 to \$3,640.	10	29,800				
<b>Total permanent, field.</b>	<b>30</b>	<b>96,616</b>				
<b>01 Personal services (net)</b>	<b>34</b>	<b>108,239</b>				
<b>OTHER OBLIGATIONS</b>						
02 Travel.		21,000				
03 Transportation of things.		1,000				
04 Communication services.		709				
05 Rents and utility services.		4,061				
07 Other contractual services.		500				
08 Supplies and materials.		2,500				
09 Equipment.		12,000				
<b>Total other obligations.</b>		<b>41,761</b>				
<b>Total estimate or appropriation.</b>		<b>150,000</b>				

In all, salaries and expenses, [\$5,219,325] \$7,358,275. (Act of July 3, 1945, Public Law 123.)

Estimate 1947, \$7,358,275 Appropriated 1946, \* \$5,239,325

\* Includes \$20,000 appropriated in the First Deficiency Appropriation Act, 1946.

MIGRATORY BIRD CONSERVATION FUND

Migratory Bird Conservation Fund, Fish and Wildlife Service (Receipt Limitation)—

For carrying into effect the provisions of section 4 of the Act of March 16, 1934, as amended (16 U. S. C. 718-718h), an amount equal to the sum received during the fiscal year [1946] 1947 from the proceeds from the sale of stamps, to be warranted monthly; and in addition thereto an amount equal to the unobligated balance on June 30, [1945] 1946, of the total of the proceeds received from the sale of stamps prior to July 1, [1945] 1946. (5 U. S. C. 1331; Act of July 3, 1945, Public Law 123.)

Estimate 1947, \$1,400,000 Appropriated 1946, \$1,000,000 Revised 1946, \$1,400,000

By objects	Obligations					
	Estimate, 1947	Estimate, 1946	Actual, 1945			
<b>PERSONAL SERVICES, DEPARTMENTAL</b>	Man-years	Total salary	Man-years	Total salary	Man-years	Total salary
Clerical, administrative, and fiscal service: Grade 12. Range \$5,180 to \$6,020: Administrative officer.	1	\$5,810	1	\$5,758	1	\$5,000
Grade 11. Range \$4,300 to \$5,180: Administrative officer.					0.8	3,000

By objects	Obligations					
	Estimate, 1947	Estimate, 1946	Actual, 1945			
<b>PERSONAL SERVICES, DEPARTMENTAL—COD.</b>						
Clerical, administrative and fiscal service—Continued	Man-years	Total salary	Man-years	Total salary	Man-years	Total salary
Grade 9. Range \$3,640 to \$4,300: Administrative assistant.	2	\$7,390	1.3	\$4,687	1	\$3,200
Grade 8. Range \$3,310 to \$3,970.	0.5	1,875	0.5	1,875		
Grade 7. Range \$2,980 to \$3,640.	1.3	3,725	0.8	1,986		
Grade 6. Range \$2,650 to \$3,310.	1.4	3,910	1.7	4,766	0.9	1,849
Grade 5. Range \$2,320 to \$2,980.	2	5,190	2	5,158	1.9	3,902
Grade 4. Range \$2,100 to \$2,496.	2.3	4,977	1.3	2,877	0.4	825
Grade 3. Range \$1,902 to \$2,298.	14	26,859	12.7	24,294	5.9	9,870
Grade 2. Range \$1,704 to \$2,100.					3.8	5,412
Professional service: Grade 6. Range \$6,230 to \$7,070: Chief of division.	1.1	7,030	1	6,475	0.8	4,667
Chief counsel.	1	6,650	1	6,650	0.4	2,658
Technical adviser.	0.4	2,858	1	6,950	0.2	1,292
Assistant to director.					0.2	933
Grade 5. Range \$5,180 to \$6,020: Biologist.	1.5	8,190	1.3	7,770	0.2	869
Cadastral engineer.	1	5,600	1	5,600		
Hydraulic engineer.	1	5,810	1	5,705	0.9	4,167
Land valuation engineer.	0.9	4,941	0.9	4,941	0.9	4,217
Grade 4. Range \$4,300 to \$5,180: Biologist.	2	9,480	2	9,357	1.9	7,367
Cadastral engineer.	2	8,600	1.5	6,450	0.6	2,375
Grade 3. Range \$3,640 to \$4,300: Architect.	1	3,750	1	3,649		
Biologist.	1	4,080	1	4,053	0.8	2,600
Cadastral engineer.					0.3	1,250
Civil engineer.	1	3,640	0.5	1,820		
Subprofessional service: Grade 8. Range \$2,980 to \$3,640.	2	6,400	1	3,429	1	2,875
Grade 6. Range \$2,320 to \$2,980.	2	4,860	0.7	1,905		
Grade 5. Range \$2,100 to \$2,496.	4	6,432	1	2,232	1	1,875
Crafts, protective, and custodial service: Grade 3. Range \$1,572 to \$1,902.	1	1,704	1	1,687	0.9	1,193
<b>Total permanent, departmental.</b>	<b>47.4</b>	<b>149,761</b>	<b>38.2</b>	<b>130,065</b>	<b>25.8</b>	<b>71,396</b>
Temporary employment, departmental.			0.3	773	1.3	2,074
Overtime pay, departmental.				1,844		12,721
<b>All personal services, departmental.</b>	<b>47.4</b>	<b>149,761</b>	<b>38.5</b>	<b>132,682</b>	<b>27.1</b>	<b>86,191</b>
<b>PERSONAL SERVICES, FIELD</b>						
Clerical, administrative, and fiscal service: Grade 10. Range \$3,970 to \$4,630: Administrative officer.	1	4,080	1	4,080	4.4	11,129
Grade 7. Range \$2,980 to \$3,640.	4	12,470	3.5	10,925	22.2	44,322
Grade 5. Range \$2,320 to \$2,980.	20	49,379	19.5	47,898	13.8	24,989
Grade 4. Range \$2,100 to \$2,496.	22.5	48,537	22.5	48,208	10.3	16,861
Grade 3. Range \$1,902 to \$2,298.	11.3	22,524	9.8	19,556	8.1	12,005
Grade 2. Range \$1,704 to \$2,100.	15.5	27,275	11	19,389		
Professional service: Grade 6. Range \$6,230 to \$7,070: Regional director.	1	6,230	1	6,230	1.1	6,190
Grade 5. Range \$5,180 to \$6,020: Assistant regional director.	1.5	7,980	1.5	7,980	1.1	5,083
Biologist.	0.5	3,019	0.5	3,010	0.5	2,600
Hydraulic engineer.	1	5,600	1	5,547	0.9	4,000
Grade 4. Range \$4,300 to \$5,180: Agricultural engineer.	1	4,960	1	4,960	0.9	3,500
Biologist.	1	4,630	1	4,630	1.7	6,744
Civil engineer.	1	4,300	1	4,300	0.9	3,675
Hydraulic engineer.	1	4,300				
Land valuation engineer.	4	18,520	4	18,238	4.1	15,489
Regional refuge supervisor.	5	22,380	4.7	20,947	3.3	12,866
Refuge manager.	1	4,300	1	4,300	1	3,594
Grade 3. Range \$3,640 to \$4,300: Biologist.	3.3	13,370	3.3	13,316	3.6	12,483
Cadastral engineer.	5	18,420	2	7,445	1.4	4,509
Civil engineer.	1	3,750	1	3,750	0.9	2,667
Land valuation engineer.	7.8	28,376	4.8	17,400	2.1	5,778
Refuge manager.	6	22,060	4	14,624	1.4	4,042
Refuge supervisor.					0.7	2,044
Grade 2. Range \$2,980 to \$3,640.	28	88,400	22.9	72,784	22.5	62,265
Grade 1. Range \$2,320 to \$2,980.	5	11,829	2	4,787	2.5	5,031
Subprofessional service: Grade 8. Range \$2,980 to \$3,640.	2	6,510	2	6,386	0.5	1,333
Grade 7. Range \$2,650 to \$3,310.					0.9	2,227
Grade 6. Range \$2,320 to \$2,980.	26	62,630	18	43,686	15.9	32,220
Grade 5. Range \$2,100 to \$2,496.	1	2,166	1	2,133	1.4	2,618
Grade 4. Range \$1,902 to \$2,298.	10	19,548	9	17,478	8.1	13,418
Grade 3. Range \$1,704 to \$2,100.	3	5,310	3	5,310	4.3	6,153
Grade 2. Range \$1,572 to \$1,902.					0.9	1,203
Crafts, protective, and custodial service: Grade 8. Range \$2,540 to \$3,200.	2	5,080	1.5	3,810		
Grade 6. Range \$2,166 to \$2,562.	2	4,404	1.5	3,381	1	1,920
Grade 5. Range \$1,908 to \$2,364.	2	3,936	1	1,968	1	1,516
Grade 4. Range \$1,770 to \$2,166.	23	42,096	14.8	27,163	8.9	13,512
Grade 3. Range \$1,572 to \$1,902.	32	51,888	21	34,215	15.3	20,050
Grade 2. Range \$1,440 to \$1,770.	1	1,506	1	1,468	0.9	1,169
<b>Total permanent, field.</b>	<b>252.4</b>	<b>641,796</b>	<b>197.8</b>	<b>511,293</b>	<b>168.5</b>	<b>369,205</b>
Temporary employment, field.	54.5	90,400	43.5	74,000	34.5	58,765
W. A. E. employment, field.	4	7,000	4	7,000	2.3	4,264
Overtime pay, field.				13,897		89,232
<b>All personal services, field.</b>	<b>310.9</b>	<b>739,196</b>	<b>245.3</b>	<b>606,190</b>	<b>205.3</b>	<b>521,486</b>
<b>Total, departmental and field.</b>	<b>358.3</b>	<b>888,957</b>	<b>283.8</b>	<b>738,872</b>	<b>232.4</b>	<b>607,677</b>
Deduct quarters and subsistence furnished.		8,900		8,883		8,897
<b>01 Personal services (net)</b>	<b>358.3</b>	<b>880,057</b>	<b>283.8</b>	<b>729,989</b>	<b>232.4</b>	<b>598,780</b>



FISH AND WILDLIFE SERVICE—Continued

MIGRATORY BIRD CONSERVATION FUND—continued

Migratory Bird Conservation Fund, Fish and Wildlife Service (Receipt Limitation)—Continued

By objects	Obligations		
	Estimate, 1947	Estimate, 1946	Actual, 1945
<b>OTHER OBLIGATIONS</b>			
02 Travel	\$76,400	\$62,000	\$58,791
03 Transportation of things	16,800	12,000	10,271
04 Communication services	4,100	3,500	3,074
05 Rents and utility services	43,600	40,600	35,639
07 Other contractual services	63,043	62,911	102,930
08 Supplies and materials	158,000	90,000	80,900
09 Equipment	502,000	383,000	29,704
10 Lands and structures			614,989
13 Refunds, awards, and indemnities			200
Total other obligations	969,943	750,011	936,498
Grand total obligations	1,850,000	1,480,000	1,535,278
Reimbursements for services performed—Transferred to "Migratory bird conservation fund (transfer to Post Office Department)"	+20,000	+20,000	+20,000
Reappropriation of prior year balance for 1945			-2,520,723
Reappropriation of 1945 balance for 1946		-2,464,594	+2,464,594
Reappropriation of 1946 balance for 1947	-2,364,594	+2,364,594	
1947 balance available in 1948	+1,894,594		
Total estimate or appropriation	1,400,000	1,400,000	1,498,848
<b>BY PROJECTS OR FUNCTIONS</b>			
1. Enforcement of Migratory Waterfowl Hunting Stamp and Migratory Bird Treaty Acts	\$110,000	\$109,000	\$69,783
2. Acquisition, development, and maintenance of migratory bird refuges	1,740,000	1,355,259	1,363,522
3. Overtime pay		15,741	101,973
Grand total obligations	1,850,000	1,480,000	1,535,278
Adjustments (see objects schedule for detail)	-450,000	-80,000	-36,430
Total estimate or appropriation	1,400,000	1,400,000	1,498,848

FEDERAL AID IN WILDLIFE RESTORATION

Federal Aid, Wildlife Restoration, Fish and Wildlife Service (Receipt Limitation)—

For carrying out the provisions of the Act of September 2, 1937, as amended (16 U. S. C. 669-669j), **[\$1,000,000]** \$3,000,000; *Provided*, That expenditures hereunder shall not exceed the aggregate receipts covered in the Treasury under the provisions of said Act. (5 U. S. C. 133i; Act of July 3, 1945, Public Law 123.)

Estimate 1947, **\$3,000,000** Appropriated 1946, **\$1,000,000**

By objects	Obligations					
	Estimate, 1947	Estimate, 1946	Actual, 1945			
<b>PERSONAL SERVICES, DEPARTMENTAL</b>						
Clerical, administrative, and fiscal service: Grade 11. Range \$4,300 to \$5,180: Administrative officer	1	\$4,300	1	\$4,300	1	\$3,726
Grade 9. Range \$3,640 to \$4,300: Accountant	5	18,310	2	7,390	1.9	6,152
Grade 5. Range \$2,320 to \$2,980	1	2,430	1	2,392	0.7	1,372
Grade 4. Range \$2,100 to \$2,496	3.1	6,685	2.1	4,551	1.8	3,138
Grade 3. Range \$1,902 to \$2,298	4.3	8,413	2.3	4,609	4.2	3,074
Grade 2. Range \$1,704 to \$2,100	3	5,112			0.2	235
Professional service: Grade 6. Range \$6,250 to \$7,070: Chief of division	1	6,440	1	6,440	1	5,650
Technical adviser					0.1	517
Grade 5. Range \$5,180 to \$6,020: Acquisition and construction specialist	1	5,180	0.5	2,590	0.5	2,491
Biologist	2.3	11,970	1.3	6,790	0.5	2,500
Land valuation engineer	0.1	449	0.1	449	0.1	383
Wildlife restoration specialist	1	5,180				
Grade 4. Range \$4,300 to \$5,180: Biologist	1	4,520	1	4,465	1.2	4,433
Construction specialist	1	4,300				
Land acquisition and development specialist	1	4,300	1	4,300		
Grade 3. Range \$3,640 to \$4,300: Biologist	1	3,640				
Land acquisition specialist	1	3,640				
Land valuation engineer	0.5	1,820				
Total permanent, departmental	28.3	96,689	13.3	48,276	13.2	33,671
Temporary employment, departmental			0.2	295	0.4	500
Overtime pay, departmental				596		5,741
All personal services, departmental	28.3	96,689	13.5	49,167	13.6	39,912

By objects	Obligations					
	Estimate, 1947		Estimate, 1946		Actual, 1945	
<b>PERSONAL SERVICES, FIELD</b>						
Clerical, administrative, and fiscal service: Grade 4. Range \$2,100 to \$2,496	9	\$19,164	6	\$12,815	5.4	\$9,633
Grade 3. Range \$1,902 to \$2,298	8	15,148	5	9,536	0.4	725
Professional service: Grade 5. Range \$5,180 to \$6,020: Assistant regional director					0.7	2,761
Grade 4. Range \$4,300 to \$5,180: Inspector	5	23,040	5	23,040	3	11,937
Engineer			0.5	2,150	0.2	525
Biologist	1	4,300	1	4,300		
Grade 3. Range \$3,640 to \$4,300: Biologist	1.5	6,230	1.5	6,203	2.3	7,825
Inspector	10	36,510	1	3,650	0.1	213
Land valuation engineer	3.3	11,830	1.3	4,550	0.5	1,622
Grade 2. Range \$2,980 to \$3,640	3	9,050	4	11,974	0.9	2,423
Grade 1. Range \$2,320 to \$2,980	2	4,750	0.6	1,445		
Total permanent, field	42.8	130,022	25.9	79,663	13.5	37,664
Temporary employment, field	0.1	100	0.1	100	0.1	88
Overtime pay, field				539		6,920
All personal services, field	42.9	130,122	26	80,602	13.6	44,681
Total, departmental and field	71.2	226,511	39.5	129,769	27.2	84,593
Deduct quarters and subsistence furnished		406		406		319
01 Personal services (net)	71.2	226,405	39.5	129,363	27.2	84,274
<b>OTHER OBLIGATIONS</b>						
02 Travel		37,000		14,000		8,678
03 Transportation of things		1,200		800		322
04 Communication services		1,350		850		754
05 Rents and utility services		5,300		3,800		2,002
07 Other contractual services		2,245		2,000		1,605
08 Supplies and materials		7,500		7,000		5,362
09 Equipment		14,000		5,000		490
10 Lands and structures				164,274		188,943
11 Grants, subsidies, and contributions		2,760,000		1,151,954		672,122
Total other obligations		2,828,595		1,349,678		880,278
Grand total obligations		3,055,000		1,479,041		964,552
Prior year balance available in 1945				-598,593		-598,593
1945 balance available in 1946				+534,041		+534,041
1946 balance available in 1947				-55,000		+55,000
Total estimate or appropriation		3,000,000		1,000,000		900,000
<b>BY PROJECTS OR FUNCTIONS</b>						
1. Federal aid payments to States for wildlife restoration projects		\$2,760,000		\$1,151,954		\$672,122
2. Administration of Federal aid to States for wildlife restoration projects		240,000		130,827		69,570
3. Carrying out provisions of the Migratory Bird Conservation Act		55,000		195,126		210,190
4. Overtime pay				1,134		12,670
Grand total obligations		3,055,000		1,479,041		964,552
Adjustments (see objects schedule for detail)		-55,000		-479,041		-64,552
Total estimate or appropriation		3,000,000		1,000,000		900,000

Wildlife Management Areas, California, Fish and Wildlife Service—

*Wildlife management areas, California: For the acquisition, or leasing for such period of time as is deemed necessary, including the location, examination, survey, and other expenses incident thereto, of suitable areas of land or interests therein for use as wildlife management and control areas in the State of California; for the management and control of migratory waterfowl and other wildlife in connection therewith; for the administration, maintenance and development of such areas, including the construction of dams, dikes, ditches, buildings and other necessary improvements; for the purchase, planting, growing and harvesting of grains and other crops for the feeding of such waterfowl and other wildlife; and for the enforcement of applicable laws protecting lands of the United States, including the Act of April 15, 1924 (43 Stat. 98), the provisions of which Act specifically are made applicable to areas acquired hereunder, \$750,000. (16 U. S. C. 661-666, 701.)*

Estimate 1947, **\$750,000**

By objects	Obligations					
	Estimate, 1947		Estimate, 1946		Actual, 1945	
<b>PERSONAL SERVICES, FIELD</b>						
Clerical, administrative, and fiscal service: Grade 3. Range \$1,902 to \$2,298	1	\$1,902				
Professional service: Grade 3. Range \$3,640 to \$4,300: Land valuation engineer	1	3,640				
Cadastral engineer	1	3,640				
Grade 2. Range \$2,980 to \$3,640	8	23,840				
Subprofessional service: Grade 1. Range \$1,440 to \$1,836	3	4,320				
01 Personal services (net)	14	37,342				

By objects	Obligations		
	Estimate, 1947	Estimate, 1946	Actual, 1945
<b>OTHER OBLIGATIONS</b>			
02 Travel.....	\$19,000		
03 Transportation of things.....	1,760		
04 Communication services.....	700		
05 Rents and utility services.....	2,000		
07 Other contractual services.....	45,000		
08 Supplies and materials.....	2,178		
09 Equipment.....	2,700		
10 Lands and structures.....	640,000		
Total other obligations.....	712,658		
Total estimate or appropriation.....	750,000		

**Construction of Byproducts Plant, Pribilof Islands, Alaska—**

By objects	Obligations					
	Estimate, 1947		Estimate, 1946		Actual, 1945	
	Man-years	Total salary	Man-years	Total salary	Man-years	Total salary
<b>PERSONAL SERVICES, FIELD</b>						
Clerical, administrative, and fiscal service Grade 9. Range \$3,640 to \$4,300: Foreman of plant.....			0.2	\$25	0.1	\$412
Crafts, protective, and custodial service: Grade 10. Range \$2,980 to \$3,640.....			0.2	497	0.2	434
Total permanent, field.....			0.4	1,122	0.3	\$46
Temporary employment, field.....			0.4	1,000	0.3	714
Overtime pay, field.....				280		370
Additional pay for foreign service, field.....						211
All personal services, field.....			0.8	2,402	0.6	2,191
Deduct quarters and subsistence furnished.....				147		126
01 Personal services (net).....			0.8	2,255	0.6	2,065
<b>OTHER OBLIGATIONS</b>						
03 Transportation of things.....				20,448		1,806
08 Supplies and materials.....				14,000		6,000
09 Equipment.....				12,100		40,432
Total other obligations.....				46,448		48,238
Grand total obligations.....				48,703		50,303
Prior year balance available in 1945.....						-19,066
1945 balance available in 1946.....				-48,703		+48,703
Total estimate or appropriation.....						

**Upper Mississippi River Wildlife Refuge, Fish and Wildlife Service—**

By objects	Obligations					
	Estimate, 1947		Estimate, 1946		Actual, 1945	
	Man-years	Total salary	Man-years	Total salary	Man-years	Total salary
<b>PERSONAL SERVICES, FIELD</b>						
Temporary employment, field.....					0.1	\$75
Overtime pay, field.....						5
01 Personal services (net).....					0.1	80
<b>OTHER OBLIGATIONS</b>						
02 Travel.....						63
04 Communication services.....						1
07 Other contractual services.....						20
08 Supplies and materials.....						28
10 Lands and structures.....				\$1,204		
Total other obligations.....				1,204		112
Grand total obligations.....				1,204		192
Prior year balance available in 1945.....						-1,316
1945 balance available in 1946.....				-1,204		+1,204
Total estimate or appropriation.....						

Total, Fish and Wildlife Service, [\$6,219,325] \$11,108,275, and in addition thereto, funds made available under the Migratory Bird Conservation Fund, of which amounts not to exceed [\$704,828] \$992,790 may be expended for departmental personal services, including such services in the District of Columbia. Funds available for the work of the Fish and Wildlife Service shall be available for the purchase of [seventy-two] one hundred and forty-two motor-propelled passenger-carrying vehicles and for the maintenance,

repair, and operation of such vehicles; hire, maintenance, and operation of aircraft; the installation and operation of telephones in Government-owned residences, apartments, or quarters occupied by employees of the Fish and Wildlife Service; providing by purchase, construction, or otherwise, facilities incident to such public recreational uses of wildlife refuges as are not inconsistent with the primary purposes of such refuges; newspapers (not to exceed \$100), rubber boots, oil-skins, first-aid outfits; plans and specifications for vessels, or for contract personal services for the preparation thereof without regard to Section 3709, Revised Statutes (41 U. S. C. 5); and rations for officers and crews of vessels; and for the expenditure from appropriations available for the purchase of lands of not to exceed \$1 for each option to purchase any tract of land. Reimbursements for the cost of supplies and materials and the transportation and handling thereof issued from central warehouses authorized to be established by the Act of June 24, 1936 (16 U. S. C. 667), may be credited to the appropriation current at the time supplies and materials are allotted, assigned, or issued, or at the time such reimbursements are received. Not to exceed 5 per centum of the foregoing amounts for expenses of the Fish and Wildlife Service shall be available interchangeably for expenditure on the objects included within the general expenses of said Service, but no more than 5 per centum shall be added to any one item or appropriation. [In addition to the airplanes authorized for purchase in the foregoing items,] The Fish and Wildlife Service may acquire not to exceed ten surplus airplanes from any disposal agency of the Government without reimbursement or transfer of funds. (Act of July 3, 1945, Public Law 123.)

Total, Fish and Wildlife Service, annual appropriations, general account:

Estimate 1947, \$12,508,275      Appropriated 1946, \* \$7,239,325  
 Revised 1946, \* \$7,639,325

\* Includes \$20,000 appropriated in the First Deficiency Appropriation Act, 1946.

**National Industrial Recovery, Wildlife Refuges—**

By objects	Obligations		
	Estimate, 1947	Estimate, 1946	Actual, 1945
05 Rents and utility services.....			\$755
10 Lands and structures.....		\$6,918	7
Grand total obligations.....		6,918	762
Prior year balance available in 1945.....			-7,080
1945 balance available in 1946.....		-6,918	+6,918
Total estimate or appropriation.....			

**Exportation and Domestic Consumption of Agricultural Commodities, Department of Agriculture (Transfer to Interior, Fish and Wildlife Service)—**

By objects	Obligations					
	Estimate, 1947		Estimate, 1946		Actual, 1945	
	Man-years	Total salary	Man-years	Total salary	Man-years	Total salary
<b>PERSONAL SERVICES, DEPARTMENTAL</b>						
Clerical, administrative, and fiscal service: Grade 12. Range \$5,180 to \$6,020: Fishery marketing specialist.....			0.8	\$3,928	0.3	\$1,508
Grade 11. Range \$4,300 to \$5,180: Fishery marketing specialist.....					0.1	338
Grade 9. Range \$3,640 to \$4,300: Fishery marketing specialist.....			0.9	3,332		
Grade 7. Range \$2,980 to \$3,640.....			0.3	882		
Grade 4. Range \$2,160 to \$2,496.....			1.4	3,044	1.3	2,250
Grade 3. Range \$1,602 to \$2,298.....			0.3	673		
Grade 2. Range \$1,704 to \$2,160.....			0.8	1,370		
Professional service: Grade 6. Range \$6,230 to \$7,070: Chief of division.....					0.1	467
Grade 3. Range \$3,640 to \$4,300: Economist.....			0.9	3,429	0.4	1,333
Grade 2. Range \$2,980 to \$3,640.....			1.9	5,474	0.3	771
Subprofessional service: Grade 7. Range \$2,650 to \$3,310.....			0.5	1,325		
Grade 6. Range \$2,320 to \$2,980.....					0.3	667
Total permanent, departmental.....			7.8	23,457	2.8	7,334
Overtime pay, departmental.....				164		1,375
All personal services, departmental.....			7.8	23,621	2.8	8,709
<b>PERSONAL SERVICES, FIELD</b>						
Clerical, administrative, and fiscal service: Grade 4. Range \$2,160 to \$2,496.....			1	2,100		

FISH AND WILDLIFE SERVICE—Continued

Exportation and Domestic Consumption of Agricultural Commodities, Department of Agriculture (Transfer to Interior, Fish and Wildlife Service)—Continued

By objects	Obligations					
	Estimate, 1947		Estimate, 1946		Actual, 1945	
<b>PERSONAL SERVICES, FIELD—continued</b>	Man- years	Total salary	Man- years	Total salary	Man- years	Total salary
Professional service:						
Grade 3. Range \$3,640 to \$4,300:						
Economist.....			0.5	\$1,820		
Grade 2. Range \$2,980 to \$3,640:			2.3	7,254	4.3	\$11,546
Total permanent, field.....			3.8	11,174	4.3	11,546
Overtime pay, field.....				212		2,501
Additional pay for foreign service, field.....				455		
All personal services, field.....			3.8	11,841	4.3	14,047
01 Personal services (net).....			11.6	35,462	7.1	22,756
<b>OTHER OBLIGATIONS</b>						
02 Travel.....				6,900		6,618
03 Transportation of things.....						7
04 Communication services.....				350		342
05 Rents and utility services.....						41
07 Other contractual services.....				250		238
08 Supplies and materials.....				1,338		701
09 Equipment.....				700		1,043
Total other obligations.....				9,538		8,960
Grand total obligations.....				45,000		31,746
Received by transfer from "Exportation and domestic consumption of agricultural commodities, Department of Agriculture".....				-45,000		-45,000
Estimated savings, unobligated balance.....						13,254
Total estimate or appropriation.....						

Soil and Moisture Conservation Operations, Department of the Interior (Fish and Wildlife Service)—

By objects	Obligations					
	Estimate, 1947		Estimate, 1946		Actual, 1945	
<b>PERSONAL SERVICES, FIELD</b>	Man- years	Total salary	Man- years	Total salary	Man- years	Total salary
Unclassified, field.....	2	\$4,596	1	\$2,298	0.5	\$1,042
Temporary employment, field.....	22	32,204	12.4	18,532	13.7	20,230
Overtime pay, field.....						4,942
01 Personal services (net).....	24	36,800	13.4	20,830	14.2	26,214
<b>OTHER OBLIGATIONS</b>						
02 Travel.....		300		200		61
03 Transportation of things.....		500		400		148
04 Communication services.....		30				
06 Printing and binding.....		70		70		
07 Other contractual services.....		5,000		3,000		1,569
08 Supplies and materials.....		10,000		5,000		5,431
09 Equipment.....		5,000		500		131
Total other obligations.....		21,200		9,170		7,340
Grand total obligations.....		58,000		30,000		33,554
Allotted from "Soil and moisture conservation operations, Department of the Interior".....				-58,000		-33,554
Total estimate or appropriation.....						

Working Fund, Interior, Fish and Wildlife Service (Emergency Management)—

By objects	Obligations					
	Estimate, 1947		Estimate, 1946		Actual, 1945	
<i>For developing and testing new rodenticides</i>						
<b>PERSONAL SERVICES, FIELD</b>	Man- years	Total salary	Man- years	Total salary	Man- years	Total salary
Professional service:						
Grade 4. Range \$4,300 to \$5,150:						
Chemist.....					0.1	\$106
Pharmacologist.....			0.3	\$1,112		
Grade 3. Range \$3,640 to \$4,300:						
Biologist.....			1	3,970	1.9	6,333
Chemist.....			0.3	957		
Subprofessional service:						
Grade 5. Range \$2,100 to \$2,496:						
Total permanent, field.....			1.9	6,532	2	6,439
Overtime pay, field.....				157		1,169
01 Personal services (net).....			1.9	6,689	2	7,608

By objects	Obligations		
	Estimate, 1947	Estimate, 1946	Actual, 1945
<i>For developing and testing new rodenticides—Continued</i>			
<b>OTHER OBLIGATIONS</b>			
02 Travel.....		\$2,400	\$1,828
03 Transportation of things.....		300	474
04 Communication services.....		150	333
05 Rents and utility services.....		95	27
07 Other contractual services.....		800	391
08 Supplies and materials.....		5,000	4,476
09 Equipment.....		450	38
Total other obligations.....		9,195	7,567
Grand total obligations.....		15,884	15,175
Prior year balance available in 1945.....			-1,221
1945 balance available in 1946.....		-1,846	+1,846
Advanced from Office of Scientific Research and Development.....		-17,038	-15,800
Estimated savings, unobligated balance.....		3,000	
Total estimate or appropriation.....			

Working Fund, Interior, Fish and Wildlife Service (Entomology)—

By objects	Obligations					
	Estimate, 1947		Estimate, 1946		Actual, 1945	
<i>For studies of the effects of DDT on beneficial insects, fish and wildlife</i>						
<b>PERSONAL SERVICES, FIELD</b>	Man- years	Total salary	Man- years	Total salary	Man- years	Total salary
Professional service:						
Grade 3. Range \$3,640 to \$4,300:						
Biologist.....			0.3	\$992	0.2	\$583
Grade 2. Range \$2,980 to \$3,640:			0.2	515	0.2	433
Grade 1. Range \$2,320 to \$2,980:			0.4	1,012		
Total permanent, field.....			0.9	2,519	0.4	1,016
Temporary employment, field.....			0.4	1,000	0.2	507
W. A. E. employment, field.....			0.1	50	0.1	35
Overtime pay, field.....				157		305
All personal services, field.....			1.4	3,726	0.7	1,863
Deduct quarters and subsistence furnished.....				165		27
01 Personal services (net).....			1.4	3,561	0.7	1,836
<b>OTHER OBLIGATIONS</b>						
02 Travel.....				1,500		843
03 Transportation of things.....				10		2
08 Supplies and materials.....				929		319
Total other obligations.....				2,439		1,164
Grand total obligations.....				6,000		3,000
1945 balance available in 1946.....				-1,000		+1,000
Advanced from Bureau of Entomology and Plant Quarantine.....				-5,000		-4,000
Total estimate or appropriation.....						

Working Fund, Interior, Fish and Wildlife Service (Census)—

By objects	Obligations		
	Estimate, 1947	Estimate, 1946	Actual, 1945
<i>For telegraphic expenses incurred in collecting data on marine animal oils</i>			
04 Communication services.....		\$250	\$225
Advanced from Bureau of the Census.....		-250	-225
Total estimate or appropriation.....			

Working Fund, Interior, Fish and Wildlife Service (Shasta Dam)

By objects	Obligations					
	Estimate, 1947		Estimate, 1946		Actual, 1945	
<i>For rehabilitation of fish affected by the construction of the Shasta Dam, Central Valley project, California</i>						
<b>PERSONAL SERVICES, FIELD</b>	Man- years	Total salary	Man- years	Total salary	Man- years	Total salary
Clerical, administrative, and fiscal service:						
Grade 5. Range \$2,320 to \$2,980.....					0.4	\$799
Grade 4. Range \$2,100 to \$2,496.....					1	2,111
Grade 3. Range \$1,902 to \$2,298.....					0.5	951
Grade 2. Range \$1,704 to \$2,100.....					1.5	2,461
Total permanent, field.....					1.5	2,163
Professional service:						
Grade 4. Range \$4,300 to \$5,150:						
Aquatic biologist.....					0.2	623

By objects	Obligations					
	Estimate, 1947		Estimate, 1946		Actual, 1945	
<i>For rehabilitation of fish affected by the construction of the Shasta Dam, Central Valley project, California—Continued</i>						
<b>PERSONAL SERVICES, FIELD—continued</b>						
Professional service—Continued	Man-years	Total salary	Man-years	Total salary	Man-years	Total salary
Grade 3. Range \$3,640 to \$4,300:						
Aquatic biologist.....			0.5	\$1,889	0.7	\$2,184
Supervisor.....			1	3,860	1	3,300
Grade 2. Range \$2,980 to \$3,640:			1	3,090	1	2,625
Grade 1. Range \$2,320 to \$2,980:			1	2,430	1.3	2,414
Subprofessional service:						
Grade 6. Range \$2,320 to \$2,980:			3	7,180	2.1	4,238
Grade 5. Range \$2,100 to \$2,496:			1	2,100	0.2	245
Grade 4. Range \$1,902 to \$2,298:			3	5,856	3	4,808
Grade 3. Range \$1,704 to \$2,100:			8	13,989	5.3	7,680
Grade 2. Range \$1,572 to \$1,968:			4	6,321	1.9	2,441
Crafts, protective, and custodial service:						
Grade 9. Range \$2,650 to \$3,310:			1	2,650		
Grade 5. Range \$1,968 to \$2,364:			2	3,936		
Grade 4. Range \$1,770 to \$2,166:			3	5,365	0.8	1,117
Grade 3. Range \$1,572 to \$1,902:			1	1,638	1.9	2,455
Unclassified.....					2.9	5,139
Total permanent, field.....			32.5	66,054	25.9	45,022
Temporary employment, field.....			17.8	32,000	12.7	26,371
Part-time employment, field.....			0.1	100	0.1	81
W. A. E. employment, field.....			0.1	150	0.1	130
Overtime pay, field.....				2,400		15,373
All personal services, field.....			50.5	100,704	38.8	86,977
Deduct quarters and subsistence furnished.....				1,190		945
01 Personal services (net).....			50.5	99,514	38.8	86,032
<b>OTHER OBLIGATIONS</b>						
02 Travel.....				2,000		1,674
03 Transportation of things.....				2,000		1,669
04 Communication services.....				617		560
05 Rents and utility services.....				5,000		3,649
07 Other contractual services.....				7,000		2,451
08 Supplies and materials.....				25,000		17,020
09 Equipment.....				7,000		7,320
Total other obligations.....				48,617		34,343
Grand total obligations.....				148,131		120,375
Prior year balance available in 1945.....						-43,506
1945 balance available in 1946.....				-23,131		+23,131
Advanced from Bureau of Reclamation.....				-125,000		-100,000
Total estimate or appropriation.....						

**Working Fund, Interior, Fish and Wildlife Service (Sacramento-San Joaquin Valley)—**

By objects	Obligations					
	Estimate, 1947		Estimate, 1946		Actual, 1945	
<i>For investigating effects on fish resources by proposed engineering developments in the Sacramento-San Joaquin Valley Central Valley project</i>						
<b>PERSONAL SERVICES, FIELD</b>						
Clerical, administrative, and fiscal service:	Man-years	Total salary	Man-years	Total salary	Man-years	Total salary
Grade 5. Range \$2,320 to \$2,980:			1	\$2,430	0.3	\$525
Grade 3. Range \$1,902 to \$2,298:			1.3	2,526	0.3	405
Professional service:						
Grade 4. Range \$4,300 to \$5,180:			1	4,300	0.3	950
Aquatic biologist.....						
Grade 3. Range \$3,640 to \$4,300:			0.5	1,875	0.3	825
Aquatic biologist.....			0.5	1,875		
Hydraulic engineer.....			1.3	3,690		
Grade 2. Range \$2,980 to \$3,640:						
Subprofessional service:			2.3	4,420		
Grade 4. Range \$1,902 to \$2,298:						
Total permanent, field.....			7.9	21,116	1.2	2,705
Temporary employment, field.....			14	23,000		
Overtime pay, field.....				254		516
01 Personal services (net).....			21.9	44,370	1.2	3,221
<b>OTHER OBLIGATIONS</b>						
02 Travel.....				12,000		34
03 Transportation of things.....				300		59
04 Communication services.....				150		
05 Rents and utility services.....				350		
07 Other contractual services.....				1,000		
08 Supplies and materials.....				7,500		18
09 Equipment.....				22,886		112
Total other obligations.....				44,186		223
Grand total obligations.....				88,556		3,444
Advanced from—						
Bureau of Reclamation.....						-46,000
Corps of Engineers.....						-46,000
1945 balance available in 1946.....				-88,556		+88,556
Total estimate or appropriation.....						

**Working Fund, Fish and Wildlife Service (Columbia River Basin)—**

By objects	Obligations					
	Estimate, 1947		Estimate, 1946		Actual, 1945	
<i>For investigating the effect of proposed water-use projects on the Columbia River on fish populations and to determine means for protecting and maintaining the runs</i>						
<b>PERSONAL SERVICE, FIELD</b>						
Clerical, administrative, and fiscal service:	Man-years	Total salary	Man-years	Total salary	Man-years	Total salary
Grade 3. Range \$1,902 to \$2,298:			1.9	\$3,630	0.3	\$400
Professional service:						
Grade 6. Range \$6,230 to \$7,070:			1	6,440	0.3	1,400
Aquatic biologist.....						
Grade 5. Range \$5,180 to \$6,020:			2.4	12,662	0.7	3,333
Aquatic biologist.....						
Grade 4. Range \$4,300 to \$5,180:						
Aquatic biologist.....			1.3	5,689	0.1	189
Hydraulic engineer.....			0.5	2,269	0.3	950
Grade 3. Range \$3,640 to \$4,300:			2.1	11,310	0.3	1,067
Aquatic biologist.....			3	10,950	1.1	2,675
Grade 2. Range \$2,980 to \$3,640:			4.8	10,052	0.5	1,141
Grade 1. Range \$2,320 to \$2,980:						
Subprofessional service:			0.8	1,609		
Grade 4. Range \$1,902 to \$2,298:			0.9	1,540		
Grade 3. Range \$1,704 to \$2,100:						
Total permanent, field.....			15.7	66,151	3.6	11,155
Temporary employment, field.....			3.8	7,000	0.8	1,675
Overtime pay, field.....				1,300		2,313
All personal services, field.....			22.5	74,451	4.4	15,143
Deduct quarters and subsistence furnished.....				105		52
01 Personal services (net).....			22.5	74,346	4.4	15,091
<b>OTHER OBLIGATIONS</b>						
02 Travel.....				15,000		1,594
03 Transportation of things.....				800		532
04 Communication services.....				200		22
05 Rents and utility services.....				500		50
07 Other contractual services.....				10,122		2,564
08 Supplies and materials.....				7,000		973
09 Equipment.....				10,000		2,206
13 Refunds, awards, and indemnities.....				1,000		
Total other obligations.....				44,622		7,941
Grand total obligations.....				118,968		23,032
1945 balance available in 1946.....				-28,968		+28,968
Advanced from Corps of Engineers.....				-90,000		-52,000
Total estimate or appropriation.....						

**Working Fund, Interior, Fish and Wildlife Service (Missouri River Basin)—**

By objects	Obligations					
	Estimate, 1947		Estimate, 1946		Actual, 1945	
<i>For investigations of the effects on fish and wildlife of proposed water developments in the Missouri River Basin</i>						
<b>PERSONAL SERVICES, DEPARTMENTAL</b>						
Clerical, administrative, and fiscal service:	Man-years	Total salary	Man-years	Total salary	Man-years	Total salary
Grade 7. Range \$2,980 to \$3,640:			0.7	\$2,318	0.8	\$2,464
Grade 4. Range \$2,100 to \$2,496:			5	20,500	1	2,100
Grade 3. Range \$1,902 to \$2,298:			7	13,314	6	11,412
Grade 2. Range \$1,704 to \$2,100:			3	3,112	0.2	334
Professional service:						
Grade 6. Range \$6,230 to \$7,070:			0.7	4,987	0.8	5,499
Coordinator.....						
Grade 5. Range \$5,180 to \$6,020:			0.7	4,525	0.8	4,978
Assistant coordinator.....			2	10,360		
Aquatic biologist.....			2	10,360		
Biologist.....			1	5,180		
Cadastral engineer.....			1	5,180		
Hydraulic engineer.....			1	5,180		
Land valuation engineer.....			1	5,180		
Grade 4. Range \$4,300 to \$5,180:			1	4,300	0.5	2,150
Aquatic biologist.....			1	4,300	1	4,300
Biologist.....			1	4,300	0.5	2,150
Economist.....			1	4,300	1	4,300
Hydraulic engineer.....			1	4,300		
Subprofessional service:			1	2,320	0.8	1,740
Grade 6. Range \$5,320 to \$2,980:						
Total permanent, departmental.....			29.1	104,536	13.4	42,087
Overtime pay, departmental.....						460
All personal services, departmental.....			29.1	104,536	13.4	42,547
<b>PERSONAL SERVICES, FIELD</b>						
Clerical, administrative, and fiscal service:	Man-years	Total salary	Man-years	Total salary	Man-years	Total salary
Grade 5. Range \$2,320 to \$2,980:			1	2,320	0.5	1,160
Grade 3. Range \$1,902 to \$2,298:			6	11,412	2.5	4,760
Grade 2. Range \$1,704 to \$2,100:			3	5,112		





GOVERNMENT IN THE TERRITORIES

TERRITORY OF ALASKA

Salaries and Expenses, Governor and Secretary, Territory of Alaska—

For expenses of the offices of the Governor and the Secretary, including salaries of the Governor and Secretary; clerk hire; travel expenses; printing and binding; maintenance, repair, and preservation of Governor's house and grounds; purchase of equipment; maintenance, operation, and repair of one motor-propelled passenger-carrying vehicle for the use of the Governor; stationery, lights, water, and fuel, **[\$44,000] \$48,200**, to be expended under the direction of the Governor. (48 U. S. C. 62, 63, 66; Act of July 5, 1945, Public Law 123.)

Estimate 1947, **\$48,200** Appropriated 1946, **\$44,000**

By objects	Obligations					
	Estimate, 1947		Estimate, 1946		Actual, 1945	
	Man-years	Total salary	Man-years	Total salary	Man-years	Total salary
<b>PERSONAL SERVICES, FIELD</b>						
Clerical, adminalstrative, and fiscal service:						
Grade 12. Range \$5,180 to \$6,020:						
Executive assistant.....	1	\$5,180	1	\$5,180		
Grade 10. Range \$3,970 to \$4,630:						
Secretary to Governor.....	1	3,970	1	3,970	1	\$3,208
Grade 6. Range \$2,650 to \$3,310.....	1	2,650	1	2,525		
Grade 5. Range \$2,320 to \$2,980.....	1	2,320	1	2,320	2	4,462
Statutory:						
Governor.....	1	10,000	1	10,000	1	10,000
Secretary, Territory of Alaska.....	1	8,225	1	8,225	1	7,500
Total permanent, field.....	6	32,345	6	32,220	5	25,170
Temporary employment, field.....	2.5	4,000	2.5	4,000	2.5	3,849
Overtime pay, field.....				172		2,260
Additional pay for foreign service, field.....		3,530		3,483		1,918
All personal services, field.....	8.5	39,875	8.5	39,875	7.5	33,197
Deduct quarters and subsistence furnished.....		300		300		82
01 Personal services (net).....	8.5	39,575	8.5	39,575	7.5	33,115
<b>OTHER OBLIGATIONS</b>						
02 Travel.....		3,500		3,000		2,688
03 Transportation of things.....		300		300		145
04 Communication services.....		500		400		571
05 Rents and utility services.....		400		400		428
06 Printing and binding.....		200		200		29
07 Other contractual services.....		500		500		908
08 Supplies and materials.....		2,100		1,600		1,402
09 Equipment.....		1,125		1,025		42
10 Lands and structures.....						2,730
Total other obligations.....		8,625		7,425		8,943
Grand total obligations.....		48,200		47,000		42,058
Received by transfer from "Printing and binding, Department of the Interior".....						-29
Net total obligations.....		48,200		47,000		42,029
Excess of obligations over appropriation due to Public Law 106.....				-3,000		
Estimated savings, unobligated balance.....						471
Total estimate or appropriation.....		48,200		44,000		42,500

Legislative Expenses, Territory of Alaska—

Legislative expenses: For salaries of members of the legislature, **\$36,000**; mileage of members, **\$12,000**; in all, **\$48,000**, to be expended under the direction of the Governor of Alaska. (48 U. S. C. 67-69, 72, 87, 89; Act of June 28, 1944, Public Law 369.)

Estimate 1947, **\$48,000**

NOTE.—Appropriation made biennially.

By objects	Obligations					
	Estimate, 1947		Estimate, 1946		Actual, 1945	
	Man-years	Total salary	Man-years	Total salary	Man-years	Total salary
<b>PERSONAL SERVICES, FIELD</b>						
01 Personal services (net).....	40	\$36,000			40	\$35,835
<b>OTHER OBLIGATIONS</b>						
02 Travel.....		12,000				11,421
Grand total obligations.....		48,000				47,256
Estimated savings, unobligated balance.....						1,944
Total estimate or appropriation.....		48,000				49,200

Public Schools, Alaska (Receipt Limitation)—

For the establishment and maintenance of public schools, Territory of Alaska, **\$50,000**: *Provided*, That expenditures hereunder shall not exceed the aggregate receipts covered into the Treasury in accordance with section 4 of the Permanent Appropriation Repeal Act, 1934. (48 U. S. C. 41, 168; 31 U. S. C. 725c, 725z; Act of July 3, 1945, Public Law 123.)

Estimate 1947, **\$50,000**

Appropriated 1946, **\$50,000**

By objects	Obligations					
	Estimate, 1947		Estimate, 1946		Actual, 1945	
	Man-years	Total salary	Man-years	Total salary	Man-years	Total salary
01 Personal services (net).....	22	\$41,070	22	\$41,070	22	\$41,070
<b>OTHER OBLIGATIONS</b>						
05 Rents and utility services.....		\$7,300		\$7,300		\$7,300
08 Supplies and materials.....		1,060		1,060		1,060
09 Equipment.....		570		570		570
Total other obligations.....		8,930		8,930		8,930
Total estimate or appropriation.....		50,000		50,000		50,000
<b>BY PROJECTS OR FUNCTIONS</b>						
1. Palmer School.....		\$50,000		\$39,000		\$39,000
2. Seldovia School.....				11,000		11,000
Total estimate or appropriation.....		50,000		50,000		50,000

Care and Custody of Insane, Alaska—

Insane of Alaska: For care and custody of persons legally adjudged insane in Alaska, including compensation and travel expenses of medical supervisor, transportation, burial, and other expenses, **[\$290,000] \$291,700**: *Provided*, That authority is granted to the Secretary to pay from this appropriation to the Sanitarium Company, of Portland, Oregon, or to other contracting institution or institutions, for the care and maintenance of Alaskan insane patients during the fiscal year **[1946] 1947**: *Provided further*, That so much of this sum as may be required shall be available for all necessary expenses in ascertaining the residence of inmates and in returning those who are not legal residents of Alaska to their legal residence or to their friends, and the Secretary shall, as soon as practicable, return to their places of residence or to their friends all inmates not residents of Alaska at the time they became insane, and the commitment papers for any person hereafter adjudged insane shall include a statement by the committing authority as to the legal residence of such person. (48 U. S. C. 46-48; Act of July 3, 1945, Public Law 123.)

Estimate 1947, **\$291,700**

Appropriated 1946, **\$290,000**

By objects	Obligations					
	Estimate, 1947		Estimate, 1946		Actual, 1945	
	Man-years	Total salary	Man-years	Total salary	Man-years	Total salary
<b>PERSONAL SERVICES, FIELD</b>						
Professional service:						
Grade 6. Range \$6,230 to \$7,070:						
Medical officer in charge.....	1	\$6,860	1	\$6,800	1	\$6,000
Overtime pay, field.....				50		628
01 Personal services (net).....	1	6,860	1	6,850	1	6,628
<b>OTHER OBLIGATIONS</b>						
02 Travel.....		900		900		1,850
07 Other contractual services.....		282,640		280,950		281,022
11 Grants, subsidies, and contributions.....		1,300		1,300		1,300
Total other obligations.....		284,840		283,150		284,172
Total estimate or appropriation.....		291,700		290,000		290,800

Wagon Roads, Bridges, and Trails, Alaska (Receipt Limitation)—

For the construction, repair, and maintenance of roads, tramways, bridges, and trails, Territory of Alaska, **[\$152,500] \$140,000**, to be available until expended: *Provided*, That expenditures hereunder shall not exceed the aggregate receipts covered into the Treasury in accordance with section 4 of the Permanent Appropriation Repeal Act, 1934. (48 U. S. C. 41, 325; 31 U. S. C. 725c, 725z; Act of July 3, 1945, Public Law 123.)

Estimate 1947, **\$140,000**

Appropriated 1946, **\$152,500**



By objects	Obligations		
	Estimate, 1947	Estimate, 1946	Actual, 1945
01 Personal services (net) (see consolidated schedule).....	\$135,000	\$120,000	\$138,916
<b>OTHER OBLIGATIONS</b>			
02 Travel.....	800	1,300	840
03 Transportation of things.....	1,000	1,000	1,000
04 Communication services.....	495	495	425
Payment for penalty mail.....	186	186	186
05 Rents and utility services.....	1,000	6,000	5,292
07 Other contractual services.....			133
08 Supplies and materials.....	1,519	28,519	7,202
09 Equipment.....		5,000	
Total other obligations.....	5,000	42,500	15,138
Grand total obligations.....	140,000	162,500	154,054
Reimbursements for services performed.....		-5,000	-5,000
Prior year balance available in 1945.....		-5,000	+5,000
1945 balance available in 1946.....			
Total estimate or appropriation.....	140,000	152,500	152,500
<b>BY PROJECTS OR FUNCTIONS</b>			
1. Maintenance and improvement of existing roads.....	\$140,000	\$144,810	\$120,660
2. Overtime pay.....		17,690	33,314
Grand total obligations.....	140,000	162,500	154,054
Adjustments (see objects schedule for detail).....		-10,000	-1,554
Total estimate or appropriation.....	140,000	152,500	152,500

**Construction and Maintenance of Roads, Bridges, and Trails, Alaska—**

For the construction, repair, and maintenance of roads, tramways, ferries, bridges, and trails, Territory of Alaska, to be expended under the provisions of the Act approved June 30, 1932 (48 U. S. C. 321a-321c), including printing and binding, [**\$1,038,900**], **\$3,790,400**, of which **\$250,000** shall be available only for surveys and plans for new construction, to be immediately available; and the Secretary of War is authorized to transfer to the Secretary for the purposes hereof and without charge therefor the buildings and equipment now in use by the Alaska Road Commission for the maintenance of the Alaska Highway. (Act of July 3, 1945, Public Law 123.)

Estimate 1947, **\$3,790,400**      Appropriated 1946, **\$1,038,900**

By objects	Obligations		
	Estimate, 1947	Estimate, 1946	Actual, 1945
01 Personal services, field (see consolidated schedule).....	\$1,900,000	\$700,000	\$735,001
<b>OTHER OBLIGATIONS</b>			
02 Travel.....	8,000	4,000	1,309
03 Transportation of things.....	112,000	9,000	406
04 Communication services.....	300	300	298
05 Rents and utility services.....	1,000	900	506
06 Printing and binding.....	1,050	1,050	715
07 Other contractual services.....	30,000	9,000	4,437
08 Supplies and materials.....	1,138,050	194,650	207,461
09 Equipment.....	600,000	120,000	49,492
Total other obligations.....	1,890,400	338,900	264,714
Grand total obligations.....	3,790,400	1,038,900	1,000,715
Received by transfer from "Printing and binding, Department of the Interior".....			-715
1945 appropriation obligated in 1944.....			+200,000
1946 appropriation obligated in 1945.....		+200,000	-200,000
1947 appropriation obligated in 1946.....	+200,000	-200,000	
Subsequent year appropriation obligated in 1947.....	-200,000		
Total estimate or appropriation.....	3,790,400	1,038,900	1,000,000
<b>BY PROJECTS OR FUNCTIONS</b>			
1. Maintenance and improvement of existing roads.....	\$1,082,900	\$934,505	\$825,566
2. New road construction.....	2,300,000		
3. Maintenance of Alaska Highway.....	157,500		
4. Surveys and engineering.....	250,000		
5. Overtime pay.....		104,395	175,152
Grand total obligations.....	3,790,400	1,038,900	1,000,715
Adjustments (see objects schedule for detail).....			-715
Total estimate or appropriation.....	3,790,400	1,038,900	1,000,000

**Reconstruction and Improvement of Richardson Highway, Alaska—**

Richardson Highway: For continuation of construction of Richardson Highway, Alaska, [**\$1,250,000**], **\$1,000,000**, to be immediately available. (48 U. S. C. 321-327; Act of July 3, 1945, Public Law 123.)

Estimate 1947, **\$1,000,000**      Appropriated 1946, **\$1,250,000**

By objects	Obligations		
	Estimate, 1947	Estimate, 1946	Actual, 1945
01 Personal services, field (see consolidated schedule).....	\$700,000	\$1,037,900	\$948,045
<b>OTHER OBLIGATIONS</b>			
02 Travel.....	4,000	5,000	23,450
03 Transportation of things.....	10,000	11,000	12,370
04 Communication services.....	200	200	
05 Rents and utility services.....	1,000	1,100	839
07 Other contractual services.....	10,000	11,000	12,987
08 Supplies and materials.....	224,800	303,800	437,897
09 Equipment.....	50,000	130,000	54,908
Total other obligations.....	300,000	462,100	542,451
Grand total obligations.....	1,000,000	1,500,000	1,490,496
Reimbursements for services performed.....		-250,000	-240,496
Total estimate or appropriation.....	1,000,000	1,250,000	1,250,000
<b>BY PROJECTS OR FUNCTIONS</b>			
1. Reconstruction and improvement of Richardson Highway.....	\$1,000,000	\$1,124,420	\$1,029,481
2. Maintenance of Alaska Highway (reimbursement from Army).....		224,730	200,276
3. Overtime pay.....		150,850	200,739
Grand total obligations.....	1,000,000	1,500,000	1,490,496
Adjustments (see objects schedule for detail).....		-250,000	-240,496
Total estimate or appropriation.....	1,000,000	1,250,000	1,250,000

**Working Fund, Interior (Alaska Road Commission)—**

By objects	Obligations		
	Estimate, 1947	Estimate, 1946	Actual, 1945
<i>Maintenance of Mount McKinley National Park roads and trails</i>			
01 Personal services (net) (see consolidated schedule).....		\$16,400	\$14,885
<b>OTHER OBLIGATIONS</b>			
02 Travel.....			201
03 Transportation of things.....			5
07 Other contractual services.....			367
08 Supplies and materials.....		1,600	542
Total other obligations.....		1,600	1,115
Grand total obligations.....		18,000	16,000
Prior year balance available in 1945.....			-9,000
1945 balance available in 1946.....		-18,000	+18,000
Advanced from National Park Service.....			-25,000
Total estimate or appropriation.....			

**Consolidated schedule of employees paid from funds for road construction and maintenance in Alaska**

By objects	Obligations					
	Estimate, 1947		Estimate, 1946		Actual, 1945	
	Man-years	Total salary	Man-years	Total salary	Man-years	Total salary
<b>PERSONAL SERVICES, FIELD</b>						
Professional service:						
Grade 6. Range \$6,230 to \$7,070:						
Chief engineer.....	1	\$7,070	1	\$7,070	1	\$6,400
Grade 5. Range \$5,180 to \$6,020:						
Assistant chief engineer.....	1	6,020	1	6,020	1	5,400
Grade 3. Range \$3,640 to \$4,300:						
Engineer.....	1	3,970	1	3,961	0.9	2,980
Grade 2. Range \$2,980 to \$3,640:						
Clerical, administrative, and fiscal service:						
Grade 11. Range \$4,300 to \$5,180:						
Division superintendent.....	4	18,960	3.8	17,390	3.6	14,900
Grade 9. Range \$3,640 to \$4,300:						
Assistant superintendent.....	4	15,000	4	14,945	3.7	11,970
Chief clerk.....	1	4,300	1	4,300	1	3,800
Grade 7. Range \$2,980 to \$3,640:						
.....	4	12,800	4	12,553	2	5,263

GOVERNMENT IN THE TERRITORIES—Continued

TERRITORY OF ALASKA—continued

Consolidated schedule of employees paid from funds for road construction and maintenance in Alaska—Continued

By objects	Obligations					
	Estimate, 1947		Estimate, 1946		Actual, 1945	
	Man-years	Total salary	Man-years	Total salary	Man-years	Total salary
<b>PERSONAL SERVICES, FIELD—continued</b>						
Clerical, administrative and fiscal service—Continued						
Grade 6. Range \$2,650 to \$3,310	1	\$2,870	1	\$2,843	3	\$7,861
Grade 5. Range \$2,320 to \$2,980	7	18,000	7	17,737	7.6	16,334
Grade 4. Range \$2,100 to \$2,496	3	6,828	3	6,784	2.7	5,140
Grade 3. Range \$1,902 to \$2,298	4	8,004	4	7,953	3.6	5,979
Grade 1. Range \$1,506 to \$1,902	1	1,506	1	1,506		
Subprofessional service:						
Grade 7. Range \$2,650 to \$3,310	2	5,740	2	5,635	1	2,583
Grade 5. Range \$2,100 to \$2,496					1	1,735
Crafts, protective, and custodial service:						
Grade 10. Range \$2,980 to \$3,640	1	3,640	1	3,640	1	3,200
Total permanent, field	35	114,708	34.8	112,337	33.5	94,812
Temporary employment, field	26.2	72,710	1.2	3,490	0.2	1,300
Part-time employment, field					0.5	788
W. A. E. employment, field	0.3	886	0.3	886	0.3	886
Wage employment, field	1,220		576		488.5	
Overtime pay, field		2,912,789		1,704,277		1,461,378
Additional pay for foreign service, field		46,507		28,609		23,899
All personal services, field	1,281.5		612.3		523	
Deduct quarters and subsistence furnished		3,147,600		2,130,395		2,057,360
		377,600		202,180		190,784
01 Personal services (net)	1,281.5		612.3		523	
		2,770,000		1,928,215		1,866,576
The field salaries and wages in the foregoing schedule are distributed to appropriations as follows:						
Wagon roads, bridges, and trails, Alaska (receipt limitation)		135,000		120,000		138,916
Construction and maintenance of roads, bridges, and trails, Alaska		1,900,000		700,000		736,001
Reconstruction and improvement of Richardson Highway, Alaska		700,000		1,037,900		948,045
Working fund, Interior, Alaska Road Commission				16,400		14,885
Funds contributed for improvement of roads, bridges, and trails, Alaska		35,000		53,915		28,729
Total as per foregoing schedule		2,770,000		1,928,215		1,866,576

Alaska Railroad Appropriated Fund—

The Alaska Railroad: All amounts received by the Alaska Railroad during the fiscal year [1946] 1947 shall be available, and continue available until expended, for [every expenditure requisite for and incident to] all expenses necessary for the authorized work of the Alaska Railroad, including maintenance, operation, and improvements of railroads in Alaska; maintenance and operation of river steamers and other boats on the Yukon River and its tributaries in Alaska; operation and maintenance of oceangoing or coastwise vessels by ownership, charter, or arrangement with other branches of the Government service, for the purpose of providing additional facilities for the transportation of freight, passengers, or mail, when deemed necessary, for the benefit and development of industries and travel affecting territory tributary to the Alaska Railroad; construction (not to exceed \$400,000), maintenance and operation of lodges, camps, and transportation facilities for the accommodation of visitors to Mount McKinley National Park, including the purchase (not to exceed two busses and one station wagon), maintenance, repair, and operation of motor-propelled passenger-carrying vehicles as authorized by the Act of March 29, 1940 (54 Stat. 80) 16 U. S. C. 353a); stores for resale; payment of claims for losses and damages arising from operations, including claims of employees of the railroad for loss and damage resulting from wreck or accident on the railroad, not due to negligence of the claimant, limited to clothing and other necessary personal effects used in connection with his duties and not exceeding \$100 in value; payment of amounts due connecting lines; payment of compensation and expenses as authorized by section 42 of the [Injury Compensation Act approved] Act of September 7, 1916 (5 U. S. C. 793), to be reimbursed as therein provided: Provided, That not to exceed \$86,000] \$6,200 of this fund shall be available for personal services in the District of Columbia during the fiscal year [1946] 1947, and no one other than the general manager of said railroad shall be paid an annual salary out of this fund of more than \$7,500; Provided further, That not to exceed \$12,500] \$15,000 of such fund shall be available for printing and binding. (48 U. S. C. 301-308; Act of July 3, 1945, Public Law 123.)

NOTE.—For schedule of obligations see "Alaska Railroad special fund."

Total, Government in the Territory of Alaska, annual appropriations, general account:

Estimate 1947, \$5,368,300      Appropriated 1946, \$2,825,400

Permanent appropriation, special account:

Alaska Railroad Special Fund—

This fund is derived from operating revenues of the Alaska Railroad, reimbursements for materials and supplies, and special deposits for various purposes. (48 U. S. C. 306; Decision of Comptroller General, A-35435.)

Estimate 1947, \$5,050,000      Appropriated 1946, \$5,850,000  
Revised 1946, \$6,630,000

By objects	Obligations					
	Estimate, 1947		Estimate, 1946		Actual, 1945	
	Man-years	Total salary	Man-years	Total salary	Man-years	Total salary
<b>PERSONAL SERVICES, DEPARTMENTAL</b>						
<i>Washington office</i>						
Clerical, administrative, and fiscal service:						
Grade 5. Range \$2,320 to \$2,980	1	\$2,320	1	\$2,320	0.4	\$836
Grade 4. Range \$1,100 to \$2,496					0.9	1,780
Grade 3. Range \$1,902 to \$2,298	2	3,880	1.9	3,588		
Grade 2. Range \$1,704 to \$2,100					0.5	758
Total permanent, departmental	3	6,200	2.9	5,908	1.8	3,374
Temporary employment, departmental						208
Overtime pay, departmental						718
All personal services, departmental	3	6,200	2.9	6,000	1.8	4,300
<b>PERSONAL SERVICES, FIELD</b>						
<i>Chicago office</i>						
Clerical, administrative, and fiscal service:						
Grade 13. Range \$6,230 to \$7,070:						
Assistant general manager	1	7,070	1	7,070	1	6,400
Grade 5. Range \$2,320 to \$2,980	1	2,980	0.5	1,490		
Total permanent, field (Chicago office)	2	10,050	1.5	8,560	1	6,400
Temporary employment, field (Chicago office)	0.1	250	0.1	250		
Overtime pay, field (Chicago office)						628
All personal services, field (Chicago office)	2.1	10,300	1.6	8,920	1	7,028
<i>Seattle office</i>						
Clerical, administrative, and fiscal service:						
Grade 12. Range \$5,180 to \$6,020:						
Purchasing agent and office manager	1	5,180	1	5,180	1	4,617
Grade 11. Range \$4,300 to \$5,180:						
Assistant purchasing agent and office manager	1	4,300	1	4,300	1	3,833
Grade 9. Range \$3,640 to \$4,300:						
Purchasing assistant					0.1	300
Grade 8. Range \$3,310 to \$3,970	2	7,060	2	7,060	1	3,000
Grade 7. Range \$2,980 to \$3,640					1	2,700
Grade 6. Range \$2,650 to \$3,310	4	11,150	4	11,150	3	7,125
Grade 5. Range \$2,320 to \$2,980	1	2,563	1	2,563	2	4,240
Total permanent, field (Seattle office)	9	30,253	9	30,253	9.1	25,815
Temporary employment, field (Seattle office)	25	44,000	25	44,000	37	61,924
Overtime pay, field (Seattle office)				2,737		18,087
All personal services, field (Seattle office)	34	74,253	34	76,990	46.1	105,826
<i>Juneau office</i>						
Professional service:						
Grade 6. Range \$6,230 to \$7,070:						
Counsel at large					0.3	1,934
Overtime pay, field (Juneau office)						209
Additional pay for foreign service, field (Juneau office)						483
All personal services, field (Juneau office)					0.3	2,626
<i>Anchorage office</i>						
Field classification schedule:						
Grade 20. Over \$9,000:						
General manager	1	14,400	1	14,400	1	14,400
Grade 18. Range \$7,175 to \$8,225:						
Special assistant	1	7,228	1	7,228	1	6,000
Assistant general manager	1	7,228	1	7,228	1	6,000
Superintendent of transportation	1	7,190	1	7,190	1	5,965
Chief engineer	1	7,190	1	7,190	1	5,965
Grade 17. Range \$6,230 to \$7,070:						
Consulting engineer	1	6,568	1	6,568		
Superintendent of hotels, commissary, and stores	1	6,568	1	6,568	1	5,400
Superintendent of motive power and equipment	1	7,008	1	7,008	1	5,800

By objects	Obligations			By objects	Obligations			
	Estimate, 1947	Estimate, 1946	Actual, 1945		Estimate, 1947	Estimate, 1946	Actual, 1945	
<b>PERSONAL SERVICES, FIELD—continued</b>				<b>PERSONAL SERVICES, FIELD—continued</b>				
<i>Anchorage office—Continued</i>				<i>Anchorage office—Continued</i>				
Field classification schedule—Continued	Man-years	Total salary	Man-years	Total salary	Man-years	Total salary	Man-years	Total salary
Grade 17. Range \$6,230 to \$7,070—Con.								
Assistant superintendent of motive power and equipment	1	\$6,348	1	\$6,348	0 6	\$2,867	1	\$2,816
General superintendent (mine)	1	7,128	1	7,128	0 9	5,476	1	3,251
Chief of staff	1	6,573	1	6,573	1	5,580	3	11,274
General roadmaster	1	6,128	1	6,128			1	3,869
Bridge engineer	1	6,766	1	6,766			1	3,713
Grade 15. Range \$5,180 to \$6,020:							1	4,258
Chief clerk	1	5,578	1	5,578	1	4,500	1	4,264
Chief accountant	1	5,578	1	5,578	1	4,500	1	4,081
Assistant disbursing officer	1	5,446	1	5,446	1	4,380	1	3,862
Auditor	1	5,908	1	5,908	1	4,800	5	18,911
Hotel manager	2	11,471	2	11,471	1 6	7,228	12	50,184
Chief dispatcher	1	5,908	1	5,908	1	4,800	18	67,295
Trainmaster	2	10,919	2	10,919	2 5	10,834	2	7,651
Yardmaster	3	15,745	3	15,745	3 2	13,324	6	25,615
General dock foreman	1	5,321	1	5,321	1	4,296	8	30,066
Agent-telegrapher	1	6,103	1	6,103	1	4,884	1	3,710
General shop foreman	1	5,908	1	5,908	1	4,800	1	3,836
Mechanical engineer	1	5,248	1	5,248	0 9	3,757	1	3,792
Road foreman of engines	2	10,919	2	10,919	2	8,784	5	18,604
Mine foreman	1	6,028	1	6,028	1	4,797	1	3,928
Assistant foreman	2	11,000	2	11,000				
Night foreman	1	5,500	1	5,500	1	4,378	1	4,008
Roadmaster	1	5,314	1	5,314	1	4,260	1	3,792
Designing engineer	1	5,358	1	5,358				
Supervisor of bridge and building	1	5,314	1	5,314				
Grade 15. Range \$4,300 to \$5,180:								
Special agent	1	4,918	1	4,918	1	3,900	3	11,825
General fire marshal	1	4,654	1	4,654	1	3,660	1	4,258
Special agent	3	13,765	6	27,530	2 8	10,000	1	4,126
Geologist					0 3	1,300	1	4,284
Accountant	1	4,371	1	4,371	1	3,402	1	4,258
Clerk	1	4,371	1	4,371	1	3,402	1	3,862
Chief timekeeper	1	5,050	1	5,050	1	4,020	2	7,725
Assistant auditor of station accounts	1	4,371	1	4,371	1	3,402	1	3,792
Claim agent	1	4,588	1	4,588	1	3,600	1	4,008
Stores accountant	1	4,654	1	4,654	1	3,660	1	4,008
Assistant hotel manager	2	9,434	2	9,434			2	8,305
Chief	1	4,546	1	4,546			8	31,078
Gardener	1	4,377	1	4,377	1	3,697	1	3,697
Accountant	1	4,750	1	4,750	1	4,008	4	15,449
Bus driver	5	21,885	5	21,885			5	19,312
Driver-mechanic	1	5,080	1	5,080	4	15,940	1	4,153
Dispatcher	5	25,380	5	25,380	4	15,940	1	4,008
Agent-telegrapher	5	22,752	5	22,752	4 4	15,717	2	7,725
Yard conductor	6	28,585	6	28,585	8	34,765	1	3,697
Road conductor	8	34,566	8	34,566	18	71,004	1	4,258
Yard engineer	6	29,583	6	29,583	8	35,967	1	4,152
Road engineer	8	35,896	8	35,896	18	73,710	1	4,008
Agent-telegrapher	1	4,474	1	4,474	1	3,780	2	7,725
Dock agent	2	9,177	2	9,177	2	7,265	3	11,092
Assistant general dock foreman	1	4,900	1	4,900	0 9	3,459	1	4,008
Foreman and volunteer fire chief	1	4,720	1	4,720	1	3,720	1	4,008
Foreman and assistant volunteer fire chief	1	4,687	1	4,687	1	3,696	2	7,725
Foreman and volunteer fireman	1	4,661	1	4,661	1	3,666	1	4,008
Dock agent and fire chief	1	4,720	1	4,720	1	3,670	1	4,008
Wire chief	1	4,720	1	4,720	1	3,540	1	4,008
Chief clerk	1	4,588	1	4,588	1	3,606	1	4,008
Chief electrician	1	5,097	1	5,097	1	4,062	2	7,725
Boilermaker foreman and inspector	1	5,116	1	5,116	0 4	1,364	2	7,290
General car foreman	1	5,133	1	5,133	1	4,095	1	4,258
Machine shop foreman	1	4,668	1	4,668				
General foreman (night)	1	5,133	1	5,133	1	4,101	1	4,008
Engineer-hostler	3	13,946	3	13,946	0 8	3,585	1	4,008
Day roundhouse foreman	5	22,579	5	22,579	4 2	14,860	1	3,697
Power plant engineer	1	4,588	1	4,588	1 4	5,226	3	12,300
Fireboss	1	4,788	1	4,788	1	3,936	1	4,100
Mechanic	1	4,814	1	4,814	1	3,936	1	3,749
First cook	1	4,347	1	4,347	0 3	1,285	1	3,832
Railroad surgeon	1	5,121	1	5,121	0 3	1,148	2	7,568
Superintendent	1	4,951	1	4,951	1	3,930	6	23,213
Roadmaster	2	9,969	3	14,953	2	7,920	4	16,763
Resident engineer	1	4,918	1	4,918	1	3,900	1	4,008
Draftsman					0 9	3,300	2	7,665
Accountant	1	4,984	1	4,984	1	3,960		
Designing engineer	2	9,616	2	9,616	1 9	7,455		
General foreman (bridge)	1	4,951	1	4,951	1	3,990		
Extra gang foreman	2	8,577	3	12,770	2	6,546		
Foreman (rock gang)	1	4,648	1	4,648				
Foreman	7	30,629	7	30,629	2 6	9,019		
Clerk	3	11,952	7	27,779	5 3	16,253		
Personnel officer	1		1	3,928				
Supervisor of safety and first aid	1	4,258	1	4,258				
Clerk					0 8	2,250		
File clerk and volunteer fireman					0 7	1,998		
Accountant	1	4,298	1	4,298	1	3,336		
Storekeeper	1	4,225	1	4,225	1	3,336		
Clerk (cost accountant)	1	3,928	2	7,857	1	3,066		
Cold storage operator	1	3,862	1	3,862	1	3,066		
Yard foreman	1	3,862	1	3,862	1	2,946		
Chief coal sampler and analyst	1	4,258	1	4,258	1	3,273		
Janitor	2	6,525	2	6,525				
Cook	2	8,038	4	16,075	2	6,480		
Chief	1	4,258	1	4,258	1	2,321		
Baker	1	3,903	1	3,903				
Cook, second	3	11,733	3	11,733				
Cook, first	1	4,085	1	4,085				
Chief clerk	1	4,258	1	4,258	1	3,311		
Timekeeper	1	3,928	1	3,928	1	3,012		
Telegrapher-clerk	2	7,659	4	15,318				
Field classification schedule—Continued	Man-years	Total salary	Man-years	Total salary	Man-years	Total salary	Man-years	Total salary
Grade 15. Range \$4,300 to \$5,180—Con.								
Engineer-custodian	1	\$3,792	1	\$3,792	1	\$2,816	1	\$2,816
Assistant agent	1	4,258	1	4,258	1	3,251	1	3,251
Clerk	1	3,673	3	11,274	2 8	7,963	2 8	7,963
Foreman and volunteer fireman	1	3,869	1	3,869	1	2,946	1	2,946
Foreman	1	3,713	1	3,713	0 8	2,411	0 8	2,411
Assistant agent	1	4,258	1	4,258	1	3,227	1	3,227
Agent-telegrapher and volunteer fire chief	1	4,264	1	4,264	1	3,330	1	3,330
Telegrapher-clerk	1	4,081	1	4,081	0 7	2,044	0 7	2,044
Agent	1	3,862	1	3,862				
Agent-telegrapher	5	18,911	5	18,911	4 1	11,942	4 1	11,942
Yard brakeman	12	50,184	12	50,184	16	61,110	16	61,110
Road brakeman	18	67,295	18	67,295	36	123,065	36	123,065
Road baggage-man	2	7,651	2	7,651	3	10,492	3	10,492
Yard fireman	6	25,615	6	25,615	8	31,185	8	31,185
Yard fireman	8	30,066	8	30,066	18	62,950	18	62,950
Telegrapher-clerk	1	3,710	1	3,710	1	2,936	1	2,936
Timekeeper	1	3,836	1	3,836	1	2,916	1	2,916
Assistant timekeeper	1	3,792	1	3,792	1	2,824	1	2,824
Checker and volunteer fireman	3	11,163	5	18,604	2 2	6,151	2 2	6,151
Mechanic and volunteer fireman	1	3,928	1	3,928				
Foreman	1	4,008	1	4,008	0 8	2,212	0 8	2,212
Foreman	1	3,792	1	3,792	0 3	652	0 3	652
Foreman					0 5	1,441	0 5	1,441
Cashier	1	3,673	1	3,673				
Clerk and volunteer fireman	3	11,825	4	15,760	4	12,041	4	12,041
Assistant agent	1	4,258	1	4,258	1	3,300	1	3,300
Special fireman	1	4,126	1	4,126	0 1	194	0 1	194
Maintenance fireman	1	4,284	1	4,284	1 2	3,854	1 2	3,854
Accountant	1	4,284	1	4,284	0 9	3,056	0 9	3,056
Electrical engineer	1	4,258	1	4,258	1	3,300	1	3,300
Draftsman	1	3,862	2	7,725				
Timekeeper	1	3,792	1	3,792	1	2,886	1	2,886
Assistant general car foreman	1	4,008	1	4,008	0 9	2,608	0 9	2,608
Leading machinist	1	4,008	1	4,008	1	3,091	1	3,091
Special roundhouse machinist	2	8,305	2	8,305	1	3,210	1	3,210
First-class machinist	8	31,078	8	31,078	10 5	28,613	10 5	28,613
Second-class machinist	1	3,697	1	3,697				
Leading boilermaker	1	4,008	1	4,008	0 4	1,861		

GOVERNMENT IN THE TERRITORIES—Continued

TERRITORY OF ALASKA—continued

Alaska Railroad Special Fund—Continued

By objects	Obligations					
	Estimate, 1947		Estimate, 1946		Actual, 1945	
PERSONAL SERVICES, FIELD—continued						
<i>Anchorage office—Continued</i>						
Field classification schedule—Continued						
Grade 15. Range \$4,300 to \$5,180—Con.						
Cabinetmaker					0.8	\$2,339
Leading painter					1	2,940
Grade 11. Range \$2,980 to \$3,640	300	\$982,811	412	\$1,347,855	291.5	820,089
Grade 9. Range \$2,320 to \$2,980	276	710,826	368	956,458	137.5	323,601
Total permanent, field (Anchorage office)	955	3,333,964	1,211	4,150,545	805.4	2,486,630
Temporary employment, field (Anchorage office)	22	70,300	135	417,613	517.5	1,395,777
Overtime pay, field (Anchorage office)						377,549
All personal services, field (Anchorage office)	977	3,404,264	1,346	4,568,158	1,322.9	4,259,956
All personal services, field (Chicago, Seattle, Juneau, and Anchorage offices)	1,012.1	3,488,817	1,381.6	4,654,068	1,370.3	4,375,436
Total, departmental and field	1,016.1	3,495,017	1,384.5	4,660,068	1,372.1	4,379,736
Deduct quarters and subsistence furnished		105,697		143,594		142,245
Total cash paid, salaries and wages	1,016.1	3,389,320	1,384.5	4,516,474	1,372.1	4,237,491
Deduct amounts included in objects below	1,016.1	3,389,320	1,384.5	4,516,474	1,372.1	4,237,491
01 Personal services (net)						
OTHER OBLIGATIONS						
02 Transportation of things	1,501,000		2,108,341		2,429,696	
05 Rents and utility services	10,000		15,000		24,187	
07 Other contractual services	2,927,500		4,341,383		4,212,823	
Reimbursable services	350,000		400,000		426,357	
Traffic balances payable	550,000		780,000		1,022,970	
09 Equipment	959,275		671,025		326,100	
10 Lands and structures	884,000		1,886,995		389,567	
Grand total obligations	7,181,775		10,202,744		8,831,700	
Operating revenues of previous years collected in 1945					+905,010	
Reimbursements for services performed	-350,000		-400,000		-426,357	
Prior year balance available in 1945					-5,561,330	
1945 balance available in 1946					+6,782,503	
1946 balance available in 1947					+3,609,759	
1947 balance available in 1948					+1,827,984	
Total estimate or appropriation	5,060,000		6,630,000		10,531,526	

The following appropriations herein made shall be available for the hire, maintenance, and operation of aircraft: "Salaries and

expenses, Governor and Secretary, Territory of Alaska"; "Construction and maintenance of roads, bridges, and trails, Alaska"; "Reconstruction and improvement of Richardson Highway, Alaska"; and "Alaska Railroad appropriated fund". (Act of July 3, 1945, Public Law 123.)

Total, Government in the Territory of Alaska, general and special accounts:

Estimate 1947, \$10,418,300      Appropriated 1946, \$8,675,400  
 Revised 1946, \$9,455,400

Trust account:

Funds Contributed for Improvement of Roads, Bridges, and Trails, Alaska --

Indefinite appropriation of the amounts received and covered into the Treasury as contributions by the Territory of Alaska and any other sources for construction, repair, and maintenance of roads, bridges, and trails, Alaska. (48 U. S. C. 327; 31 U. S. C. 725s.)

Estimate 1947, \$125,000      Appropriated 1946, \$81,800  
 Revised 1946, \$125,000

By objects	Obligations		
	Estimate, 1947	Estimate, 1946	Actual, 1945
01 Personal services (net) (see consolidated schedule)	\$35,000	\$53,915	\$28,729
OTHER OBLIGATIONS			
02 Travel	4,000	4,000	12,918
03 Transportation of things	15,000	15,000	23,435
04 Communication services	1,500	1,500	1,055
05 Rents and utility services	1,500	1,500	761
07 Other contractual services	25,000	15,000	11,352
08 Supplies and materials	33,000	24,085	52,526
09 Equipment	10,000	10,000	
Total other obligations	90,000	71,085	102,047
Grand total obligations	125,000	125,000	130,776
Reimbursements for services performed			-42,363
Total estimate or appropriation	125,000	125,000	88,413
BY PROJECTS OR FUNCTIONS			
1. Maintenance and improvement of existing roads	\$62,600	\$55,874	\$42,960
2. Construction Skagway-Dyea Road	14,400	14,000	14,667
3. Construction Anchorage-Lake Spenard Roads			23,557
4. Construction landing strips	9,600	9,330	3,610
5. Construction short road projects not yet designated	38,400	37,935	41,060
6. Overtime pay		7,861	4,922
Grand total obligations	125,000	125,000	130,776
Adjustments (see objects schedule for detail)			-42,363
Total estimate or appropriation	125,000	125,000	88,413

Statement of proposed expenditures for purchase, maintenance, repair, and operation of passenger-carrying vehicles for the fiscal year ending June 30, 1947

TERRITORY OF ALASKA

Appropriation	Vehicles (motor unless otherwise indicated) to be purchased		Old vehicles to be exchanged		Net cost of vehicles to be purchased	Old vehicles still to be used	Total maintenance, repair, and operation, all vehicles	Public purpose and users
	Number	Gross cost	Number	Allowance (estimated)				
Salaries and expenses, Governor and Secretary, Territory of Alaska. Alaska Railroad special fund	2	\$25,000			\$25,000	1	\$600	For use of the Governor.
Do.	1	3,000			3,000	4	16,700	For the transportation of passengers for hire in Mount McKinley National Park.
Do.							1,550	Do.
Total	3	28,000			28,000	5	18,850	

NOTE.—The Act of Mar. 12, 1914 (48 U. S. C. 301-308), as amended by the Act of Mar. 29, 1914 (16 U. S. C. 353a), authorizes the President, through such agency or agencies as he may designate, to purchase, maintain, and operate motor-propelled passenger-carrying vehicles notwithstanding the restrictions imposed by law with regard to the purchase, maintenance, repair, or operation of motor-propelled passenger-carrying vehicles, in order to provide transportation of the visiting public and residents of Mount McKinley National Park.

TERRITORY OF HAWAII

Salaries and Expenses, Governor and Secretary, Territory of Hawaii—

For expenses of the offices of the Governor and the Secretary, including salaries of the Governor, the Secretary [\$5,800] \$6,440, and the private secretary to the Governor [\$3,875] \$4,385; for printing and binding; travel expenses of the Governor; and \$135 for temporary clerk hire; [\$22,700] \$23,860, to be expended by the Governor. (48 U. S. C. 531, 536, 673; Act of July 3, 1945, Public Law 123.)

Estimate 1947, \$23,800                      Appropriated 1946, \$22,700

By objects	Obligations					
	Estimate, 1947		Estimate, 1946		Actual, 1945	
	Man- years	Total salary	Man- years	Total salary	Man- years	Total salary
<b>PERSONAL SERVICES, FIELD</b>						
Statutory:						
Governor.....	1	\$10,000	1	\$10,000	1	\$10,000
Secretary.....	1	6,440	1	6,440	1	5,800
Salary range, \$3,970 to \$4,630:						
Private secretary to the Governor.....	1	4,383	1	4,383	1	3,875
Chief clerk in Governor's office.....	1	935	1	935	1	935
01 Personal services (net).....	4	21,758	4	21,758	4	20,610
<b>OTHER OBLIGATIONS</b>						
02 Travel.....		1,100		1,100		1,022
04 Communication services.....		500		500		609
06 Printing and binding.....		140		140		3
07 Other contractual services.....		10		10		
08 Supplies and materials.....		292		292		44
Total other obligations.....		2,042		2,042		1,678
Grand total obligations.....		23,800		23,800		22,288
Received by transfer from "Printing and binding, Department of the Interior".....						-3
Net total obligations.....		23,800		23,800		22,285
Excess of obligations over appropriation due to Public Law 106.....				-1,100		
Estimated savings, unobligated balance.....						275
Total estimate or appropriation.....		23,800		22,700		22,560

Legislative Expenses, Territory of Hawaii—

Legislative expenses, Territory of Hawaii: For compensation and mileage of members of the Legislature of the Territory of Hawaii as provided by the Act of June 27, 1930, \$47,200. (48 U. S. C. 561-620; Act of June 28, 1944, Public Law 369.)

Estimate 1947, \$47,200

NOTE.—Appropriation made biennially.

By objects	Obligations					
	Estimate, 1947		Estimate, 1946		Actual, 1945	
	Man- years	Total salary	Man- years	Total salary	Man- years	Total salary
<b>PERSONAL SERVICES, FIELD</b>						
Salaries, members of senate.....	15	\$15,000			15	\$15,000
Salaries, members of house.....	30	30,000			30	30,000
01 Personal services (net).....	45	45,000			45	45,000
<b>OTHER OBLIGATIONS</b>						
02 Travel (mileage allowance of members).....		2,200				1,951
Grand total obligations.....		47,200				46,951
Estimated savings, unobligated balance.....						49
Total estimate or appropriation.....		47,200				47,000

Emergency Fund for the President, National Defense (Allotment to Interior, Territories and Island Possessions)—

By objects	Obligations					
	Estimate, 1947		Estimate, 1946		Actual, 1945	
	Man- years	Total salary	Man- years	Total salary	Man- years	Total salary
<b>PERSONAL SERVICES, FIELD</b>						
Clerical, administrative, and fiscal service:						
Grade 13. Range \$6,230 to \$7,070:						
Administrative officer.....			0.5	\$3,115	1	\$5,700
Grade 12. Range \$5,150 to \$6,020:						
Department head.....			1.2	6,540	4	18,400

By objects

Obligations

PERSONAL SERVICES, FIELD—continued	Obligations					
	Estimate, 1947		Estimate, 1946		Actual, 1945	
	Man- years	Total salary	Man- years	Total salary	Man- years	Total salary
Clerical, administrative, and fiscal service—continued						
Grade 10. Range \$3,970 to \$4,630:						
Assistant department head.....			1	\$3,970	3	\$10,500
Grade 9. Range \$3,640 to \$4,300:						
Executive officer, each island.....			1.8	6,500	5	17,500
Grade 8. Range \$3,310 to \$3,970.....			0.5	1,710	4	12,000
Grade 7. Range \$2,980 to \$3,640.....				5,915	8	21,600
Grade 6. Range \$2,650 to \$3,310.....				5,300	5	11,500
Grade 5. Range \$2,320 to \$2,980.....			2.5	5,920	18	37,500
Grade 4. Range \$2,000 to \$2,660.....			2.8	5,695	8	14,400
Grade 3. Range \$1,690 to \$2,350.....			5.5	10,400	23	37,260
Grade 2. Range \$1,704 to \$2,100.....			4.8	8,344	35	52,500
Grade 1. Range \$1,506 to \$1,902.....			1.3	1,939	10	12,600
Subprofessional service:						
Grade 6. Range \$2,320 to \$2,980.....					4	8,000
Grade 5. Range \$2,100 to \$2,406.....					5	9,000
Grade 4. Range \$1,902 to \$2,208.....					15	24,300
Crafts, protective, and custodial service:						
Grade 5. Range \$1,968 to \$2,346.....			0.5	984	1	1,680
Grade 4. Range \$1,770 to \$2,166.....			0.5	885	1	1,500
Grade 3. Range \$1,572 to \$1,902.....			1	1,572	2	2,640
Grade 2. Range \$1,440 to \$1,770.....			0.5	720	1	1,200
City and county fireman.....					20	51,459
Unclassified.....				10,000	35	76,526
Total permanent, field.....			35.4	79,660	208	427,765
Overtime pay, field.....				816		26,984
Additional pay for foreign service, field.....				17,400		71,859
01 Personal services (net).....			35.4	97,816	208	536,608
<b>OTHER OBLIGATIONS</b>						
02 Travel.....				11,000		12,398
03 Transportation of things.....				590		1,343
04 Communication services.....				10,000		29,550
05 Rents and utility services.....				10,000		28,517
06 Printing and binding.....						2,026
07 Other contractual services.....				133,257		29,183
08 Supplies and materials.....				6,000		14,538
09 Equipment.....				3,000		140,014
Total other obligations.....				173,847		257,569
Grand total obligations.....				271,663		794,177
Prior year balance available in 1945.....						-2,456,983
1945 balance available in 1946.....				-1,662,806		+1,662,806
Estimated savings, unobligated balance.....				1,391,143		
Total estimate or appropriation.....						

Total, Government in the Territory of Hawaii, annual appropriations, general account:

Estimate 1947, \$71,000

Appropriated 1946, \$22,700

GOVERNMENT OF THE VIRGIN ISLANDS

Salaries and Expenses, Government of the Virgin Islands—

For salaries of the Governor and employees incident to the execution of the Acts of March 3, 1917 (48 U. S. C. 1391), and June 22, 1936 (48 U. S. C. 1405v), travel[ing] expenses [of officers and employees], printing and binding; repair, preservation and care of Federal buildings and furniture, purchase of [equipment, stationery, lights,] water, and other necessary miscellaneous expenses, maintenance, repair, and operation of motor-propelled passenger-carrying vehicles, and not to exceed \$4,000 for personal services, household equipment and furnishings, fuel, ice, and electricity necessary in the operation of Government House at Saint Thomas and Government House at Saint Croix, [\$196,450] \$208,000, to be expended by and under the [supervision and] direction of the Governor: Provided, That the executive assistant to the Governor and the legal counsel shall be appointed by the Governor. (Act of July 3, 1945, Public Law 123.)

Estimate 1947, \$208,000

Appropriated 1946, \$196,450

By objects	Obligations					
	Estimate, 1947		Estimate, 1946		Actual, 1945	
	Man- years	Total salary	Man- years	Total salary	Man- years	Total salary
<b>PERSONAL SERVICES, FIELD</b>						
Clerical, administrative, and fiscal service:						
Grade 15. Range \$8,750 to \$9,800:						
Governor of the Virgin Islands.....	1	\$8,750	1	\$8,750	1	\$8,000
Grade 13. Range \$6,230 to \$7,070:						
Administrative assistant to the Governor.....			0.3	2,587	0.8	4,667
Executive assistant to the Governor.....	1	6,230	0.6	4,248		
Government secretary.....	1	6,230	0.7	4,409		
Assistant government secretary and commissioner of finance.....	1	6,230			0.2	933





By objects	Obligations		
	Estimate, 1947	Estimate, 1946	Actual, 1945
<b>OTHER OBLIGATIONS--continued</b>			
14 Interest.....			\$851
15 Public debt retirement.....			11,611
Total other obligations.....	\$154,881	\$142,739	245,125
Grand total obligations.....	458,000	421,678	564,237
Deduct revenues of operation.....	315,600	271,658	515,383
Net total obligations.....	142,400	150,000	48,854
Estimated savings, unobligated balance.....			51,136
Total estimate or appropriation.....	142,400	150,000	100,000

**Federal Aid, Wildlife Restoration, Division of Territories and Island Possessions, Department of the Interior—**

By objects	Obligations		
	Estimate, 1947	Estimate, 1946	Actual, 1945
01 Personal services (net).....			\$408
<b>OTHER OBLIGATIONS</b>			
02 Travel.....			9
05 Rents and utility services.....			12
08 Supplies and materials.....			63
Total other obligations.....			84
Grand total obligations.....			492
Prior year balance available in 1945.....			-492
Total estimate or appropriation.....			

**Working Fund, Interior, Territories and Island Possessions—**

By objects	Obligations					
	Estimate, 1947		Estimate, 1946		Actual, 1940	
<i>To provide fiscal, personnel, and procurement services in the Virgin Islands for the constituent agencies of Office for Emergency Management and the Office of Price Administration</i>						
01 Personal services (net).....					\$128	\$58
<b>OTHER OBLIGATIONS</b>						
08 Supplies and materials.....						18
Grand total obligations.....					128	76
Prior year balance available in 1945.....						-204
1945 balance available in 1946.....					-128	+128
Total estimate or appropriation.....						

**Community Facilities, Defense Public Works, Federal Works Agency (Virgin Islands)—**

By objects	Obligations		
	Estimate, 1947	Estimate, 1946	Actual, 1945
03 Transportation of things.....			\$41
07 Other contractual services.....			16,137
08 Supplies and materials.....			3,822
Grand total obligations.....			20,000
Prior year balance available in 1945.....			-20,000
Total estimate or appropriation.....			

Total, Government of the Virgin Islands, annual appropriations, general account:

Estimate 1947, \$390,200

Appropriated 1946, \$383,050

Statement of proposed expenditures for purchase, maintenance, repair, and operation of passenger-carrying vehicles for the fiscal year ending June 30, 1947

GOVERNMENT OF THE VIRGIN ISLANDS

Appropriation	Vehicles (motor unless otherwise indicated) to be purchased		Old vehicles to be exchanged		Net cost of vehicles to be purchased	Old vehicles still to be used	Total maintenance, repair, and operation, all vehicles	Public purpose and users
	Number	Gross cost	Number	Allowance (estimated)				
Salaries and expenses, Government of the Virgin Islands.						4	\$1,500	Official purposes of the Governor, the Government Secretary, and the Administrator for St. Croix. Other purposes of the director, the veterinarian, and extension agents of the agricultural station.
Salaries and expenses, Agricultural Station, Virgin Islands.						3	900	
Total.....						7	2,400	

PUERTO RICO

**Puerto Rican Hurricane Relief, Administrative Expenses, Department of the Interior—**

【To enable the Division of Territories and Island Possessions to continue collection and administration of moneys due the United States on account of loans made under the joint resolutions approved December 21, 1928 (45 Stat. 1067), and January 22, 1930 (46 Stat. 57), and to make compositions and adjustments in any loan heretofore made, as authorized by Public Resolutions Numbered 59 (49 Stat. 926) and 60 (49 Stat. 928), Seventy-fourth Congress, approved August 27, 1935, not to exceed \$26,350 of any unobligated balances of appropriations made by authority of those joint resolutions, including repayment of principal and payments of interest on such loans, is hereby made available for administrative expenses during the fiscal year 1946.】 (Act of July 3, 1945, Public Law 123.)

By objects	Obligations					
	Estimate, 1947		Estimate, 1946		Actual, 1945	
<b>PERSONAL SERVICES, FIELD</b>						
Clerical, administrative, and fiscal service:	Man-	Total	Man-	Total	Man-	Total
Grade 12. Range \$5,180 to \$6,020:	years	salary	years	salary	years	salary
Chief.....			1	\$5,590	1	\$4,800
Grade 10. Range \$3,970 to \$4,630:						
Appraisal and collection manager.....			0.8	3,358	1	3,650
Grade 5. Range \$2,320 to \$2,980.....			1	2,640	1	2,150
Grade 3. Range \$1,902 to \$2,298.....			1.6	3,202	2	2,552
Grade 2. Range \$1,704 to \$2,100.....			0.8	1,364		1,586

By objects	Obligations					
	Estimate, 1947		Estimate, 1946		Actual, 1945	
<b>PERSONAL SERVICES, FIELD--continued</b>						
Clerical, administrative, and fiscal service--Continued	Man-	Total	Man-	Total	Man-	Total
Grade 1. Range \$1,506 to \$1,902.....	years	salary	years	salary	years	salary
Professional service:						
Grade 2. Range \$2,980 to \$3,640.....			0.8	\$1,206	1	\$1,080
Total permanent, field.....			6.8	19,370	8	18,568
Overtime pay, field.....				325		2,608
Additional pay for foreign service, field.....				4,850		4,372
01 Personal services (net).....			6.8	24,525	8	23,608
<b>OTHER OBLIGATIONS</b>						
02 Travel.....				360		397
04 Communication services.....				293		145
05 Rents and utility services.....				875		875
06 Printing and binding.....				100		42
07 Other contractual services.....				150		114
08 Supplies and materials.....				200		463
Total other obligations.....				1,825		2,037
Grand total obligations.....				26,350		27,645
Prior year balance available in 1945.....						-54,626
1945 balance available in 1946.....				-26,981		+26,981
Estimated savings, unobligated balance.....				631		
Total estimate or appropriation.....						



GOVERNMENT IN THE TERRITORIES—Continued

PUERTO RICO—continued

Emergency Relief, Puerto Rico Revolving Fund, Act of February 11, 1936—

By objects	Obligations		
	Estimate, 1947	Estimate, 1946	Actual, 1945
<b>PERSONAL SERVICES, DEPARTMENTAL</b>			
Executive order grades:			
Grade 18. Rate of \$8,750:			
General counsel		1 \$8,635	1 \$7,750
Grade 7. Rate of \$2,320:			
Administrative assistant		1 2,271	1 2,000
Total permanent, departmental		2 10,906	2 9,750
Overtime pay, departmental			735
All personal services, departmental		2 11,001	2 10,485
<b>PERSONAL SERVICES, FIELD</b>			
Executive order grades:			
Grade 18. Rate of \$8,750:			
Assistant administrator		1 7,302	1 7,000
Grade 16. Rate of \$6,650:			
Chief, finance division		1 6,133	1 5,400
Grade 15. Rate of \$5,810:			
Assistant general counsel			0.5 2,600
Head attorney		1 5,399	1 4,700
Grade 12. Rate of \$4,080:			
Head attorney		1 3,898	
Grade 11. Rate of \$3,640:			
Head attorney			1 3,000
Grade 10. Rate of \$3,310:			
Head attorney		0.5 1,669	1 2,700
Grade 9. Rate of \$2,980:			
Head attorney		2 5,735	2 5,000
Grade 8. Rate of \$2,650:			
Head attorney		2 5,084	1 2,100
Grade 7. Rate of \$2,320:			
Head attorney		1 2,184	2 3,840
Grade 6. Rate of \$2,100:			
Head attorney		6 12,663	6 10,260
Grade 5. Rate of \$1,902:			
Head attorney		10 17,805	8 12,750
Grade 4. Rate of \$1,704:			
Head attorney		4 6,393	7 9,240
Grade 3. Rate of \$1,506:			
Head attorney		6 8 9,578	8 9,120
Grade 2. Rate of \$1,296:			
Head attorney		2 2,352	2 2,340
Grade 1. Rate of \$1,008:			
Head attorney		6 5,823	7 6,460
Total permanent, field		44 3 91,318	49 5 85,410
Part-time employment, field		6 8,635	12 16,758
W. A. E. employment, field		0.5 2,660	
Overtime pay, field			18,586
Night-work differential, field			1,200
Additional pay for foreign service, field			20,232
All personal services, field		50.8 126,159	61.5 139,477
01 Personal services (net)		52.8 137,160	63.5 149,962
<b>OTHER OBLIGATIONS</b>			
02 Travel		700	644
03 Transportation of things		206	67
04 Communication services		3,800	2,238
05 Rents and utility services		1,800	1,800
06 Printing and binding		470	151
07 Other contractual services		4,700	446
08 Supplies and materials		1,269	3,795
09 Equipment		300	25
Total other obligations		13,075	9,076
Total, administrative		150,235	159,038
<b>Projects:</b>			
Housing management		259,305	223,626
Management and operation of federally owned and leased lands at Lafayette		17,469	66,815
Operation and maintenance, Castaner project		54,253	56,401
Loans to cooperatives and resettled farmers		86,305	69,857
Operation and maintenance of central service farms		124,248	149,332
Survey and subdivide into small parcels approximately 2,600 cuerdas of federally owned land at Lafayette			10,909
Repair of approximately 500 farmers' houses		80,000	317,312
Construction of approximately 200 farmers' houses		249,442	
To complete the purchase of approximately 15 cuerdas of land			324
Construction of a storm water sewer and drainage system at the Eleanor Roosevelt development			20,294
Total, projects		871,022	914,870
Grand total obligations		1,021,257	1,073,908
Prior year collections available in 1945			-3,139,539
Collections		-350,000	-650,000
Balance of collections available in 1946			-667,412
Prior year collections available in 1947		-2,733,043	+2,733,043
Balance of collections available after 1947		+2,361,786	+2,361,786
Total estimate or appropriation			

EMERGENCY CIVILIAN SUPPLY, PUERTO RICO, VIRGIN ISLANDS, AND ALASKA

Emergency Fund, Territories and Island Possessions (National Defense), Department of the Interior—

By objects	Obligations		
	Estimate, 1947	Estimate, 1946	Actual, 1945
<b>PERSONAL SERVICES, DEPARTMENTAL</b>			
Unclassified:			
Range \$7,175 to \$8,225:			
General manager		0.6 \$4,333	1 \$6,500
Range \$6,220 to \$7,070:			
Executive assistant		0.7 4,469	1 5,600
Range \$5,180 to \$6,020:			
Assistant manager		0.1 585	1 4,600
Food supply supervisor		0.4 2,244	1 4,600
Range \$4,300 to \$5,180:			
Chief accountant and shipping assistant		1.2 5,647	1 3,800
Technical assistant			0.2 655
Range \$3,810 to \$3,970:			
Technical assistant		1.2 4,146	1 2,758
Range \$2,650 to \$3,310:			
Technical assistant		0.3 790	1 2,300
Range \$2,320 to \$2,980:			
Technical assistant		0.8 1,760	1.5 3,012
Range \$2,100 to \$2,406:			
Technical assistant		2.1 4,482	3 5,610
Range \$1,902 to \$2,398:			
Technical assistant		0.1 272	1.8 2,960
Range \$1,704 to \$2,100:			
Technical assistant		0.2 312	0.6 917
Range \$1,506 to \$1,902:			
Technical assistant		0.6 955	0.9 1,202
Total permanent, departmental		8.3 29,895	16 44,414
Overtime pay, departmental			7,416
All personal services, departmental		8.3 31,167	15 51,830
<b>PERSONAL SERVICES, FIELD</b>			
Unclassified:			
Range \$6,220 to \$7,070:			
Supervisor			0.4 2,147
Range \$4,300 to \$5,180:			
Field representative			0.9 3,605
Range \$3,640 to \$4,300:			
Assistant supply officer		0.2 519	0.5 1,618
Chief clerk			0.4 1,329
Range \$2,320 to \$2,980:			
Chief clerk			0.5 817
Total permanent, field		0.2 519	2.7 9,616
Temporary employment, field			26 60,266
W. A. E. employment, field			782
Overtime pay, field		102	12,764
All personal services, field		0.2 621	28.9 83,318
01 Personal services (net)		8.5 31,788	43.9 135,148
<b>OTHER OBLIGATIONS</b>			
02 Travel		1,500	7,359
03 Transportation of things		50	1,274
04 Communication services		500	4,958
05 Rents and utility services			17,595
06 Printing and binding		50	16
07 Other contractual services		2,233	9,547
08 Supplies and materials		14,639,699	51,323,079
09 Equipment		25	14,649
Total other obligations		14,044,057	61,378,476
Grand total obligations		14,075,845	61,513,624
Collections		-14,059,316	-49,805,654
Inventory and accounts receivable		+1,148,488	+2,100,096
Prior year balance available in 1945			-9,761,980
1945 balance available in 1946		-1,984,814	+1,984,814
Carried to surplus fund, Public Law 127			+4,000,000
Estimated savings, unobligated balance		816,797	
Total estimate or appropriation			

Total, Government in the Territories, general and special accounts:

Estimate 1947, \$10,879,500      Appropriated 1946, \$9,081,150  
 Revised 1946, \$9,861,150

Total, Government in the Territories, trust account:

Estimate 1947, \$125,000      Appropriated 1946, \$81,800  
 Revised 1946, \$125,000

SEC. 2. Appropriations herein made for field work shall be available for the hire, with or without personal services, of boats, work animals and animal-drawn and motor-propelled vehicles and equipment.

SEC. 3. Appropriations herein made shall be available for the purchase, maintenance, operation, and repair of vehicles generally known as quarter-ton or half-ton pick-up trucks and as station





## DEPARTMENT OF JUSTICE

### *Summary of estimates of appropriation for the fiscal year 1947, compared with appropriations for the fiscal year 1946*

[The 1947 Budget estimates make specific provision for additional costs made necessary by pay legislation enacted near the close of the fiscal year 1945. The 1946 appropriations did not make specific provision for any such costs and thus the appropriations shown below are not comparable with the 1947 estimates to whatever extent deficiency appropriations may be necessary to meet these added costs]

Bureau or subdivision	1947 Budget estimates	1946 appropriations	Increase (+) or decrease (-), 1947 estimates over 1946 appropriations
<b>GENERAL AND SPECIAL ACCOUNTS</b>			
Legal activities and general administration.....	\$21,253,650	\$20,137,610	+\$1,116,040
Federal Bureau of Investigation.....	28,700,000	35,829,000	-7,129,000
Immigration and Naturalization Service.....	25,035,000	22,472,400	+2,562,600
Federal Prison System.....	21,782,400	16,550,000	+5,232,400
Total, general and special accounts.....	96,771,050	94,989,010	+1,782,040
<b>TRUST ACCOUNTS</b>			
Immigration and Naturalization Service.....	\$10,000	\$10,000	-----
Federal Prison System.....	2,950,000	2,950,000	-----
Total, trust accounts.....	2,960,000	2,960,000	-----

### EXPLANATORY STATEMENT

#### GENERAL STATEMENT

The Department of Justice represents the Government in legal matters and renders advice and opinions upon request of the President and the heads of executive departments. The work of the Department also includes the activities of the United States district attorneys and marshals in the 93 judicial districts, and the operations of the Federal Bureau of Investigation, the Immigration and Naturalization Service, and the Federal Prison System.

#### LEGAL ACTIVITIES AND GENERAL ADMINISTRATION

This section of the estimates consists of the legal and administrative offices and divisions. The offices of the Attorney General, the Solicitor General, the Assistant to the Attorney General, the Assistant Solicitor General, the Pardon Attorney, Board of Immigration Appeals and Board of Parole have been consolidated in 1947 under a new appropriation title, "Salaries, Office of the Attorney General, etc.", to provide a simplified budget and administrative flexibility for these units. This section also provides for the Administrative Division, and other divisions handling tax, criminal, claims, antitrust, customs, land, and other legal matters. The War Division is eliminated, the few permanent functions being transferred to permanent divisions. The estimates for this section total approximately 5 percent over 1946 appropriations, without providing for 1946 costs of recent pay legislation. A substantially increased work load is reflected in larger estimates for the Tax and Claims Divisions, and a decreased work load by a smaller estimate for the Lands Division.

Material reductions have been made in the estimates for the Criminal Division, which primarily reflect improved methods and organization, and in the cost of penalty mail.

#### FEDERAL BUREAU OF INVESTIGATION

This Bureau throughout the war period has had responsibility for investigating activities relative to espionage, sabotage, war frauds, selective service violations, and similar matters. Except for war frauds, the number of investigations in this group is expected to decline further. This decline will be partially offset by an increase in investigations relating to war frauds and other criminal and civil matters. The regular and national defense estimates are merged for 1947 and are approximately 20 percent under the total of appropriations for 1946, without providing for 1946 costs of recent pay legislation.

#### IMMIGRATION AND NATURALIZATION SERVICE

The Alien Enemy Detention program, which required approximately 15 percent of the 1946 appropriations, is eliminated. It is expected that all alien enemy internees will be removed from the country during 1946. This saving is largely offset by increased provisions for border inspection and patrol activities required to cope efficiently with rapidly increasing international traffic, including air travel. Improved procedures relating to the control of resident aliens are to be continued and further developed. The estimate is approximately 11 percent over 1946 appropriations, without providing for 1946 costs of recent pay legislation.

FEDERAL PRISON SYSTEM

Estimates for this section exceed appropriations for 1946 by approximately 31 percent, without providing for 1946 costs of recent pay legislation. Provision is made

for a continuance of the upward trend in prison population; certain construction, alterations, and repairs at existing institutions; and a limited staff to plan construction anticipated in future years. The Board of Parole is transferred to the office of the Attorney General.

ESTIMATES OF APPROPRIATION

LEGAL ACTIVITIES AND GENERAL ADMINISTRATION

For personal services in the District of Columbia and for special attorneys and special assistants to the Attorney General in the District of Columbia or elsewhere as follows:

Salaries, Office of Attorney General—

[For the Office of the Attorney General, \$82,000.] (5 U. S. C. 291, 306; Act of May 21, 1945, Public Law 61.)

Appropriated 1946, \$82,000

NOTE.—The appropriation under the above title has been transferred to and estimated for under "Salaries, Office of Attorney General, etc." For comparative purposes the amounts available for 1945 and 1946 are shown in the schedule as transfers.

By objects	Obligations		
	Estimate, 1947	Estimate, 1946	Actual, 1945
Transferred to "Salaries, Office of Attorney General, etc.".....		+ \$92,073	+ \$97,500
Excess of obligations over appropriation due to Public Law 106.....		- 10,073	
Total estimate or appropriation.....		82,000	97,500

Salaries, Office of Solicitor General, Department of Justice—

[For the Office of the Solicitor General, \$95,000.] (5 U. S. C. 293; Act of May 21, 1945, Public Law 61.)

Appropriated 1946, \$95,000

NOTE.—The appropriation under the above title has been transferred to and estimated for under "Salaries, Office of Attorney General, etc." For comparative purposes the amounts available for 1945 and 1946 are shown in the schedule as transfers.

By objects	Obligations		
	Estimate, 1947	Estimate, 1946	Actual, 1945
Transferred to "Salaries, Office of Attorney General, etc.".....		+ \$106,934	+ \$107,500
Excess of obligations over appropriation due to Public Law 106.....		- 11,934	
Total estimate or appropriation.....		95,000	107,500

Salaries, Office of Assistant to the Attorney General—

[For the Office of Assistant to the Attorney General, \$125,000.] (5 U. S. C. 294; Act of May 21, 1945, Public Law 61.)

Appropriated 1946, \$125,000

NOTE.—The appropriation under the above title has been transferred to and estimated for under "Salaries, Office of Attorney General, etc." For comparative purposes the amounts available for 1945 and 1946 are shown in the schedule as transfers.

By objects	Obligations		
	Estimate, 1947	Estimate, 1946	Actual, 1945
Transferred to "Salaries, Office of Attorney General, etc.".....		+ \$144,474	+ \$180,000
Excess of obligations over appropriation due to Public Law 106.....		- 19,474	
Total estimate or appropriation.....		125,000	180,000

Salaries, Office of Attorney General, Etc.—

For the offices of the Attorney General, Solicitor General, Assistant to the Attorney General, Assistant Solicitor General, Pardon Attorney, Board of Immigration Appeals, and Board of Parole, \$633,250.

(5 U. S. C. 291, 293, 293a, 294, 306; 8 U. S. C. 155, 156; 18 U. S. C. 723a, 723b, 723c; 26 Stat. 946; Act of May 21, 1945, Public Law 61.)

Estimate 1947, \$633,250

• Transferred from appropriations as follows:  
 "Salaries, Office of Attorney General"..... \$85,000  
 "Salaries, Office of Solicitor General, Department of Justice"..... 108,000  
 "Salaries, Office of Assistant to the Attorney General"..... 156,950  
 "Salaries, Office of Assistant Solicitor General, Department of Justice"..... 119,000  
 "Salaries, Office of Pardon Attorney, Department of Justice"..... 32,800  
 "Salaries, Board of Immigration Appeals, Department of Justice"..... 85,000  
 "Salaries and expenses, Bureau of Prisons"..... 48,500  
 For comparative purposes the amounts available for 1945 and 1946 are shown in the schedule as transfers.

By objects	Obligations					
	Estimate, 1947		Estimate, 1946		Actual, 1945	
	Man- years	Total salary	Man- years	Total salary	Man- years	Total salary
<b>PERSONAL SERVICES, DEPARTMENTAL</b>						
<b>Professional service:</b>						
Grade 9. In excess of \$9,800:						
Attorney General.....	1	\$15,000	1	\$15,000	1	\$15,000
Solicitor General.....	1	10,000	1	10,000	1	10,000
Grade 8. Range \$8,750 to \$9,800:						
Assistant to the Attorney General.....	1	9,800	1	9,800	1	9,000
Assistant Solicitor General.....	1	9,800	1.4	13,574	1	9,000
Executive assistant to the Attorney General:						
Chief legal consultant.....	1	8,750	1	8,750	0.8	7,325
Special assistant.....	1	9,012	0.7	6,379	0.6	4,644
Attorney.....	3	29,775	3.3	29,928	2.4	20,406
Attorney.....	2	18,045	2.9	27,093	1.8	14,089
Grade 7. Range \$7,175 to \$8,225:						
Pardon attorney.....	1	8,225	1	8,225	1	7,600
Chairman, Board of Immigration Appeals:						
Special assistant.....	1	7,438	1	7,438	1	6,625
Special assistant.....	4	31,850	4.4	35,865	4.1	30,224
Attorney.....	10	75,733	8.7	65,497	7	48,343
Grade 6. Range \$6,230 to \$7,070:						
Pardon attorney.....	1	6,230	1	6,230	0.8	4,733
Member, Board of Immigration Appeals:						
Attorney.....	4	26,180	4	26,180	3.2	18,167
Attorney.....	3	18,690	3.9	24,982	4.5	26,098
Chief examiner, Board of Immigration Appeals:						
Assistant pardon attorney.....	1	5,180	1	5,180	0.4	1,917
Special assistant.....	2	11,200	2	11,200	1.9	9,606
Attorney.....	3	15,540	2.3	11,938	1.3	6,941
Assistant chief examiner, Board of Immigration Appeals:						
Attorney.....	7.7	35,100	9.9	44,614	13.2	51,219
Grade 3. Range \$3,640 to \$4,300:						
Attorney.....	3	11,800	6	23,430	4.7	16,320
Grade 2. Range \$2,980 to \$3,640.....	2	6,510	3	9,490	3.2	8,505
Grade 1. Range \$2,320 to \$2,980.....					0.5	1,192
<b>Clerical, administrative, and fiscal service:</b>						
Grade 15. Range \$8,750 to \$9,800:						
Director of public relations.....						
Grade 14. Range \$7,175 to \$8,225:						
Chairman, Board of Parole.....	1	8,225	1	8,225	1	7,600
Member, Board of Parole.....	2	16,450	2	16,450	2	15,000
Grade 13. Range \$6,230 to \$7,070:						
Assistant director of public relations.....	1	6,230	1	6,230	1.2	0,934
Grade 12. Range \$5,180 to \$6,020:						
Assistant director of public relations.....	1	5,180	1	6,180	0.3	1,138
Grade 11. Range \$4,300 to \$5,180:						
Administrative assistant, Board of Immigration Appeals.....						
Grade 10. Range \$3,970 to \$4,630:						
Confidential clerk.....			0.3	1,196	0.2	684
Grade 9. Range \$3,640 to \$4,300:						
Administrative assistant.....	2	7,720	2	7,635	2	6,525
Confidential clerk.....	1	3,750	2.3	8,727	3	9,600
Secretary.....	1	3,860	1	3,860	1	3,300
Grade 7. Range \$2,980 to \$3,640.....	5	15,570	6	15,385	6	14,140
Grade 6. Range \$2,650 to \$3,310.....	7	20,453	7.1	20,342	7.1	17,723
Grade 5. Range \$2,320 to \$2,980.....	20.9	53,116	19	48,279	17.9	39,131
Grade 4. Range \$2,100 to \$2,496.....	21	47,176	22.8	51,271	24.2	46,442
Grade 3. Range \$1,902 to \$2,298.....	14	29,699	24.3	49,416	28	48,201
Grade 2. Range \$1,704 to \$2,100.....	4	7,049	7	12,037	5.8	8,458
<b>Crafts, protective, and custodial service:</b>						
Grade 4. Range \$1,770 to \$2,166.....	3	6,234	3	6,234	3	5,180
Grade 3. Range \$1,572 to \$1,962.....	12.7	21,750	13	22,132	10.5	15,788
Grade 2. Range \$1,440 to \$1,770.....			0.6	747	0.2	213
Total permanent, departmental.....	162.3	633,250	175.8	705,019	171.8	689,771

By objects	Obligations		
	Estimate, 1947	Estimate, 1946	Actual, 1945
<b>PERSONAL SERVICES, DEPARTMENTAL—CON.</b>	Man- Total years salary	Man- Total years salary	Man- Total years salary
Overtime pay, departmental.....		\$9,097	\$85,506
01 Personal services (net) Received by transfer from—	152 3 \$633,250	175 8 714,116	171 8 675,277
“Salaries, Office of Attorney General”.....		-92,073	-97,500
“Salaries, Office of Solicitor General, Department of Justice”.....		-106,934	-107,500
“Salaries, Office of Assistant to the At- torney General”.....		-144,474	-180,000
“Salaries, Office of Assistant Solicitor General, Department of Justice”.....		-154,157	-128,300
“Salaries, Office of Pardon Attorney, Department of Justice”.....		-33,237	-32,400
“Salaries, Board of Immigration Appeals, Department of Justice”.....		-135,000	-142,000
“Salaries and expenses, Bureau of Prisons”.....		-48,261	-46,773
Estimated savings, unobligated balance.....			59,196
Total estimate or appropriation.....	633,250		
<b>BY PROJECTS OR FUNCTIONS</b>			
1. Office of Attorney General.....	\$85,000	\$92,073	\$86,521
2. Office of Solicitor General.....	106,100	106,934	104,928
3. Office of Assistant to the Attorney General.....	156,950	178,392	159,531
4. Office of Assistant Solicitor General.....	119,000	120,279	96,069
5. Office of Pardon Attorney.....	32,500	33,237	29,953
6. Board of Immigration Appeals.....	85,000	135,000	148,502
7. Board of Parole.....	48,000	48,261	46,773
Grand total obligations.....	633,250	714,116	675,277
Adjustments (see objects schedule for de- tail).....		-714,116	-675,277
Total estimate or appropriation.....	633,250		

**Salaries, Administrative Division, Department of Justice—**

For the Administrative Division, [ \$1,020,000 ] \$1,190,000.  
(Act of Apr. 27, 1938, Public Law 495; Act of May 21, 1945, Public Law 61.)

Estimate 1947, \$1,190,000      Appropriated 1946, \$1,020,000

By objects	Obligations		
	Estimate, 1947	Estimate, 1946	Actual, 1945
<b>PERSONAL SERVICES, DEPARTMENTAL</b>	Man- Total years salary	Man- Total years salary	Man- Total years salary
Clerical, administrative, and fiscal service: Grade 15. Range \$5,750 to \$9,500: Administrative assistant to the At- torney General.....	1 9,800	1 9,800	1 11,866
Assistant administrative assistant.....	1 8,750	0.5 4,375	0.7 5,333
Grade 13. Range \$6,230 to \$7,070: Chief, budget and planning.....	1 6,650	1 6,650	1 5,800
Chief clerk.....	1 6,650	1 6,650	1 6,000
Chief, division of accounts.....	1 6,440	1 6,408	1 5,600
Chief, personnel office.....	1 6,230		
Grade 12. Range \$5,180 to \$6,020: Budget and planning assistant.....	2 10,570	1.5 7,948	1 4,600
Chief, personnel office.....			1 4,600
Assistant chief, division of accounts.....	1 5,390	1 5,358	1 4,600
Chief, examiners' section.....	1 5,390	1 5,390	1 4,600
Records administration officer.....	1 5,390	1 5,228	0.8 3,475
Grade 11. Range \$4,300 to \$5,180: Chief, division of supplies.....	1 4,520	1 4,452	1 3,800
Chief, personnel procedure section.....	1 4,300	1 4,300	1 3,800
Assistant chief clerk.....	1 4,300	0.5 2,590	1 4,550
Chief, classification section.....	1 4,300	0.5 2,150	
Grade 10. Range \$3,970 to \$4,630: Chief, budget and accounting section.....	1 4,190	1 4,190	1 3,690
Chief, division of records.....			0.2 856
Grade 9. Range \$3,640 to \$4,300: Chief, preaudit section.....	1 3,860	1 3,775	1 3,225
Chief, marshals' audit section.....	1 3,750	1 3,750	1 3,200
Chief, payroll section.....	1 3,750	1 3,750	1 3,200
Assistant chief, budget and account- ing section.....	1 3,860	1 3,860	1 3,300
Assistant to chief, division of accounts.....	1 3,750	1 3,750	1 3,200
Assistant chief, division of supplies.....	1 3,750	1 3,750	1 3,200
Assistant chief, classification section.....	1 3,750	1 3,750	1 3,200
Personnel assistant.....	1 3,750	1 3,750	1 3,200
Chief, recruitment and placement section.....	1 3,640	0.5 1,820	
Officer in charge.....	1 3,750	1 3,653	0.1 400
Chief records analyst.....	1 3,750	1 3,682	0.4 1,333
Analyst.....	2 7,500	2 7,301	0.2 667
Grade 8. Range \$3,310 to \$3,970: Grade 7. Range \$2,650 to \$3,640: Grade 6. Range \$2,650 to \$3,310.....	12 37,520 18 51,110	11.5 35,652 17.5 49,085	8.7 23,138 17.6 42,247
Grade 5. Range \$2,320 to \$2,980.....	58 149,130	58.5 148,933	61.3 111,708
Grade 4. Range \$2,100 to \$2,496.....	134.2 297,650	138 302,730	137.5 251,708
Grade 3. Range \$1,902 to \$2,298.....	129 266,926	129 254,353	135.9 224,369
Grade 2. Range \$1,704 to \$2,100.....	80 140,860	80 139,275	84.5 124,088
Grade 1. Range \$1,506 to \$1,902.....	1 1,902	1 1,854	1 1,645

By objects	Obligations		
	Estimate, 1947	Estimate, 1946	Actual, 1945
<b>PERSONAL SERVICES, DEPARTMENTAL—CON.</b>	Man- Total years salary	Man- Total years salary	Man- Total years salary
Professional service: Grade 5. Range \$5,180 to \$6,020: Attorney.....	1 5,390	1 5,390	1 4,600
Librarian.....	1 5,390	1 5,212	0.7 3,092
Grade 4. Range \$4,300 to \$5,180: Librarian.....			0.3 1,377
Grade 3. Range \$3,640 to \$4,300: Attorney.....	1 4,190	1 4,160	1 3,575
Grade 2. Range \$2,650 to \$3,640.....	2 6,200	2 6,200	1.8 4,851
Grade 1. Range \$2,320 to \$2,980.....	2 4,860	2 4,792	1.7 3,344
Subprofessional service: Grade 6. Range \$2,320 to \$2,980.....	3 7,950	3 7,567	2.7 5,994
Grade 5. Range \$2,100 to \$2,496.....	3 6,564	3 6,415	1.8 3,165
Grade 4. Range \$1,902 to \$2,298.....	1 1,968	1 1,935	2.8 4,628
Grade 3. Range \$1,704 to \$2,100.....	1 1,770	1 1,747	0.4 552
Crafts, protective, and custodial service: Grade 8. Range \$2,540 to \$3,200.....	1 3,200	1 3,200	1 2,800
Grade 4. Range \$1,770 to \$2,166.....	5 10,038	5 9,883	4.7 7,687
Grade 3. Range \$1,572 to \$1,902.....	28 48,108	28 47,751	27 38,060
Grade 2. Range \$1,440 to \$1,770.....	3 4,914	3 4,848	5.6 6,949
Total permanent, departmental.....	514.2 1,190,000	516 1,176,419	514.6 978,726
Temporary employment, departmental.....		7 12,324	12.2 17,232
Part-time employment, departmental.....		4 6,816	6.2 9,011
Overtime pay, departmental.....		25,831	212,738
01 Personal services (net).....	514.2 1,190,000	527 1,221,390	533 1,217,707
Received by transfer from "Examination of judicial offices".....			-2,540
Net total obligations.....	1,190,000	1,221,390	1,215,167
Excess of obligations over appropriation due to Public Law 106.....		-201,390	
Estimated savings, unobligated balance.....			24,833
Total estimate or appropriation.....	1,190,000	1,020,000	1,240,000
<b>BY PROJECTS OR FUNCTIONS</b>			
1. Office of administrative assistant to the Attorney General.....	\$89,946	\$79,405	\$65,574
2. Office of the chief clerk.....	131,428	134,973	117,152
3. Library.....	30,514	30,896	25,690
4. Personnel office.....	147,842	150,995	122,384
5. Division of supplies.....	99,568	100,546	89,389
6. Division of accounts.....	449,283	454,119	384,357
7. Division of records.....	241,419	244,625	200,423
8. Overtime pay.....		25,831	212,738
Grand total obligations.....	1,190,000	1,221,390	1,217,707
Adjustments (see objects schedule for de- tail).....		-201,390	+22,293
Total estimate or appropriation.....	1,190,000	1,020,000	1,240,000

By objects	Obligations		
	Estimate, 1947	Estimate, 1946	Actual, 1945
<b>PERSONAL SERVICES, DEPARTMENTAL</b>	Man- Total years salary	Man- Total years salary	Man- Total years salary
Professional service: Grade 8. Range \$8,750 to \$9,800: Assistant attorney general.....	1 9,800	1 9,800	1 9,000
Principal assistant to the assistant attorney general.....	4 35,000	4 35,000	0.3 2,668
Attorney.....	12 90,563	10 75,790	8.9 62,635
Grade 7. Range \$7,175 to \$8,225: Attorney.....	63 335,545	45 284,367	42.4 239,457
Grade 6. Range \$6,230 to \$7,070: Attorney.....	15 76,046	15 75,431	20.9 97,318
Grade 4. Range \$4,300 to \$5,180: Attorney.....	5 21,855	5 21,618	4.1 15,948
Grade 3. Range \$3,640 to \$4,300: Attorney.....	4 17,012	4 17,012	2.7 9,129
Grade 2. Range \$2,980 to \$3,640.....	2 6,650	2 6,650	2.3 6,531
Grade 1. Range \$2,320 to \$2,980.....			0.7 1,356
Clerical, administrative, and fiscal service: Grade 7. Range \$2,980 to \$3,640.....	2 7,060	2 7,060	2 6,175
Grade 6. Range \$2,650 to \$3,310.....	2 5,715	2 5,626	2 4,725
Grade 5. Range \$2,320 to \$2,980.....	10 25,350	10 24,832	9.4 20,006
Grade 4. Range \$2,100 to \$2,496.....	49 108,159	43 94,991	41.2 77,755
Grade 3. Range \$1,902 to \$2,298.....	7 14,209	7 14,161	7.1 12,210
Grade 2. Range \$1,704 to \$2,100.....			0.6 1,032
Crafts, protective, and custodial service: Grade 4. Range \$1,770 to \$2,166.....	1 1,968	1 1,923	1 1,620
Grade 3. Range \$1,572 to \$1,902.....	3 5,178	3 5,053	2.7 3,957

**Salaries, Tax Division, Department of Justice—**

For the Tax Division, [ \$590,000 ] \$770,000. (5 U. S. C. 295,  
306, 313; Act of May 21, 1945, Public Law 61; Act of Dec. 28, 1945,  
Public Law 269.)

Estimate 1947, \$770,000      Appropriated 1946, \$608,360  
• Includes \$18,360 appropriated in the First Deficiency Appropriation Act, 1946.

By objects	Obligations		
	Estimate, 1947	Estimate, 1946	Actual, 1945
<b>PERSONAL SERVICES, DEPARTMENTAL</b>	Man- Total years salary	Man- Total years salary	Man- Total years salary
Professional service: Grade 8. Range \$8,750 to \$9,800: Assistant attorney general.....	1 9,800	1 9,800	1 9,000
Principal assistant to the assistant attorney general.....	4 35,000	4 35,000	0.3 2,668
Attorney.....	12 90,563	10 75,790	8.9 62,635
Grade 7. Range \$7,175 to \$8,225: Attorney.....	63 335,545	45 284,367	42.4 239,457
Grade 6. Range \$6,230 to \$7,070: Attorney.....	15 76,046	15 75,431	20.9 97,318
Grade 4. Range \$4,300 to \$5,180: Attorney.....	5 21,855	5 21,618	4.1 15,948
Grade 3. Range \$3,640 to \$4,300: Attorney.....	4 17,012	4 17,012	2.7 9,129
Grade 2. Range \$2,980 to \$3,640.....	2 6,650	2 6,650	2.3 6,531
Grade 1. Range \$2,320 to \$2,980.....			0.7 1,356
Clerical, administrative, and fiscal service: Grade 7. Range \$2,980 to \$3,640.....	2 7,060	2 7,060	2 6,175
Grade 6. Range \$2,650 to \$3,310.....	2 5,715	2 5,626	2 4,725
Grade 5. Range \$2,320 to \$2,980.....	10 25,350	10 24,832	9.4 20,006
Grade 4. Range \$2,100 to \$2,496.....	49 108,159	43 94,991	41.2 77,755
Grade 3. Range \$1,902 to \$2,298.....	7 14,209	7 14,161	7.1 12,210
Grade 2. Range \$1,704 to \$2,100.....			0.6 1,032
Crafts, protective, and custodial service: Grade 4. Range \$1,770 to \$2,166.....	1 1,968	1 1,923	1 1,620
Grade 3. Range \$1,572 to \$1,902.....	3 5,178	3 5,053	2.7 3,957





By objects	Obligations					
	Estimate, 1947		Estimate, 1946		Actual, 1945	
<b>PERSONAL SERVICES, FIELD—continued</b>						
Professional service:	Man- years	Total salary	Man- years	Total salary	Man- years	Total salary
Grade 3. Range \$3,640 to \$4,300:						
Attorney.....	2	\$7,390	2	\$7,390	2.7	\$8,418
Grade 2. Range \$2,980 to \$3,640.....	1	2,980	1	2,980	2	5,200
Grade 1. Range \$2,320 to \$2,980.....	2	5,740	2	5,740	1.6	4,625
Total permanent, field.....	16	38,288	16	38,110	13.9	30,020
Temporary employment, field.....	1	1,180	1	1,180		
Overtime pay, field.....				838		6,382
All personal services, field.....	17	39,468	17	40,128	13.9	36,472
01 Personal services (net).....	23	58,700	23	59,398	18.6	54,410
Advanced from Federal Housing Administration, National Housing Agency.....		-58,700		-59,398		-59,400
Estimated savings, unobligated balance.....						4,990
Total estimate or appropriation.....						

**Salaries, Office of Assistant Solicitor General, Department of Justice—**

【For the Office of the Assistant Solicitor General, \$110,000.】 (5 U. S. C. 293a; Act of May 21, 1945, Public Law 61; Act of Dec. 28, 1945, Public Law 269.)

Appropriated 1946, \* \$139,350

\* Includes \$29,350 appropriated in the First Deficiency Appropriation Act, 1946.

NOTE.—The appropriation under the above title has been transferred to and estimated for under "Salaries, Office of Attorney General, etc." For comparative purposes the amounts available for 1945 and 1946 are shown in the schedule as transfers.

By objects	Obligations		
	Estimate, 1947	Estimate, 1946	Actual, 1945
Transferred to "Salaries, Office of Attorney General, etc.".....		+\$154,497	+\$128,300
Excess of obligations over appropriation due to Public Law 106.....		-14,847	
Total estimate or appropriation.....		139,350	128,300

**Salaries, Office of Pardon Attorney, Department of Justice—**

【For the Office of Pardon Attorney, \$28,900.】 (26 Stat. 946; Act of May 21, 1945, Public Law 61.)

Appropriated 1946, \$28,900

NOTE.—The appropriation under the above title has been transferred to and estimated for under "Salaries, Office of Attorney General, etc." For comparative purposes the amounts available for 1945 and 1946 are shown in the schedule as transfers.

By objects	Obligations		
	Estimate, 1947	Estimate, 1946	Actual, 1945
Transferred to "Salaries, Office of Attorney General, etc.".....		+\$33,237	+\$32,400
Excess of obligations over appropriation due to Public Law 106.....		-4,337	
Total estimate or appropriation.....		28,900	32,400

**Salaries, Board of Immigration Appeals, Department of Justice—**

【For the Board of Immigration Appeals, \$135,000.】 (8 U. S. C. 155, 156; Act of May 21, 1945, Public Law 61.)

Appropriated 1946, \$135,000

NOTE.—The appropriation under the above title has been transferred to and estimated for under "Salaries, Office of Attorney General, etc." For comparative purposes the amounts appropriated for 1945 and 1946 are shown in the schedule as transfers.

Transferred to "Salaries, Office of Attorney General, etc.": 1946, \$135,000; 1945, \$142,000.

Not to exceed \$250,000 of the foregoing appropriations for personal services shall be available for the employment, on duties properly chargeable to each of said appropriations, of special assistants to the Attorney General without regard to the Classification Act of 1923, as amended. (Act of May 21, 1945, Public Law 61.)

**Contingent Expenses, Department of Justice—**

Contingent expenses: For stationery, furniture and repairs, floor coverings, file holders and cases; miscellaneous expenditures, including telegraphing and telephones, and teletype, rentals and tolls, postage, labor, newspapers not exceeding \$350, stenographic reporting services by contract, purchase of three one at not to exceed \$2,500 for the Attorney General and repair, maintenance, and operation of five motor-driven passenger cars; purchase of lawbooks, books of reference, and periodicals, including the exchange thereof; examination of estimates of appropriation in the field; and miscellaneous and emergency expenses authorized or approved by the Attorney General or his Administrative Assistant, \$210,000. (31 U. S. C. 669; Act of May 21, 1945, Public Law 61.)

Estimate 1947, \$210,000

Appropriated 1946, \$210,000

By objects	Obligations		
	Estimate, 1947	Estimate, 1946	Actual, 1945
02 Travel.....	\$750	\$850	\$716
03 Transportation of things.....	700	700	1,178
04 Communication services.....	100,000	125,950	93,452
05 Rents and utility services.....	4,000	4,000	4,138
07 Other contractual services.....	19,750	19,750	22,496
08 Supplies and materials.....	30,600	20,800	38,122
09 Equipment.....	54,200	37,950	45,629
Grand total obligations.....	210,000	210,000	205,730
Received by transfer from "Salaries and expenses, veterans' insurance litigation, Department of Justice".....			-2,652
Net total obligations.....	210,000	210,000	203,078
Covered into Treasury as miscellaneous receipts, Public Law 529.....			+5,530
Estimated savings, unobligated balance.....			26,392
Total estimate or appropriation.....	210,000	210,000	235,000

**Traveling Expenses, Department of Justice—**

Traveling expenses: For all necessary traveling expenses, Department of Justice, not otherwise provided for, \$160,000. (5 U. S. C. 302; Act of May 21, 1945, Public Law 61.)

Estimate 1947, \* \$165,000

Appropriated 1946, \$160,000

\* Includes \$10,000 previously carried under "Salaries and expenses, Bureau of Prisons." For comparative purposes the amounts provided for 1945 and 1946 are shown in the schedule as transfers.

By objects	Obligations		
	Estimate, 1947	Estimate, 1946	Actual, 1945
02 Travel.....	\$165,000	\$170,000	\$152,949
Received by transfer from— "Salaries and expenses, veterans' insurance litigation, Department of Justice".....			-3,130
"Salaries and expenses, Bureau of Prisons".....		-10,000	-9,413
Net total obligations.....	165,000	160,000	140,406
Estimated savings, unobligated balance.....			47,094
Total estimate or appropriation.....	165,000	160,000	187,500
<b>BY PROJECTS OR FUNCTIONS</b>			
1. General departmental.....	\$7,000	\$3,000	\$6,578
2. Tax division.....	38,000	35,000	32,176
3. Criminal division.....	50,000	60,000	51,657
4. Claims division.....	55,000	52,000	47,077
5. Board of Parole.....	10,000	10,000	9,413
6. Special attorneys.....	5,000	5,000	6,048
Grand total obligations.....	165,000	170,000	152,949
Adjustments (see objects schedule for detail).....		-10,000	+34,551
Total estimate or appropriation.....	165,000	160,000	187,500

**Printing and Binding, Department of Justice—**

Printing and binding: For printing and binding for the Department of Justice, \$400,000 \$500,000. (31 U. S. C. 588; 44 U. S. C. 111; Act of May 21, 1945, Public Law 61.)

Estimate 1947, \$500,000

Appropriated 1946, \$400,000

**LEGAL ACTIVITIES AND GENERAL ADMINISTRATION—**  
Continued

**Printing and Binding, Department of Justice—Continued**

By objects	Obligations		
	Estimate, 1947	Estimate, 1946	Actual, 1945
06 Printing and binding.....	\$500,000	\$400,000	\$495,706
Received by transfer from "Salaries and expenses, veterans' insurance litigation, Department of Justice".....			-584
Net total obligations.....	500,000	400,000	495,122
Estimated savings, unobligated balance.....			4,878
Total estimate or appropriation.....	500,000	400,000	500,000
<b>BY PROJECTS OR FUNCTIONS</b>			
1. Legal activities and general administration.....	\$375,000	\$270,400	\$335,900
2. Federal Bureau of Investigation.....	40,000	28,600	75,051
3. Immigration and Naturalization Service.....	50,000	60,000	49,176
4. Federal Prison System.....	35,000	41,000	35,579
Grand total obligations.....	500,000	400,000	495,706
Adjustments (see objects schedule for detail).....			+4,294
Total estimate or appropriation.....	500,000	400,000	500,000

**Penalty Mail Costs, Department of Justice—**

Cost of handling penalty mail, Department of Justice: For deposit in the general fund of the Treasury for cost of penalty mail for the Department of Justice as required by section 2 of the Act of June 28, 1944 (Public Law 364), **[\$350,000]** \$200,000. (Act of May 21, 1945, Public Law 61.)

Estimate 1947, **\$200,000**                      Appropriated 1946, **\$350,000**

By objects	Obligations		
	Estimate, 1947	Estimate, 1946	Actual, 1945
04 Communication services (payment for penalty mail).....	\$200,000	\$220,000	\$225,109
Estimated savings, unobligated balance.....		130,000	98,641
Total estimate or appropriation.....	200,000	350,000	323,750

**Salaries and Expenses, Customs Division, Department of Justice—**

Salaries and expenses, Customs Division: For necessary expenses, including travel expenses, purchase and exchange of law-books and books of reference, and employment of special attorneys and expert witnesses at such rates of compensation as may be authorized or approved by the Attorney General or his Administrative Assistant, **[\$146,000]** \$165,000. (5 U. S. C. 296; Act of May 21, 1945, Public Law 61.)

Estimate 1947, **\$165,000**                      Appropriated 1946, **\$146,000**

By objects	Obligations					
	Estimate, 1947		Estimate, 1946		Actual, 1945	
	Man-years	Total salary	Man-years	Total salary	Man-years	Total salary
<b>PERSONAL SERVICES, FIELD</b>						
Professional service:						
Grade 8. Range \$8,750 to \$9,800:						
Assistant attorney general.....	1	\$9,800	1	\$9,800	1	\$9,000
Grade 7. Range \$7,175 to \$8,225:						
Chief attorney.....	2	15,663	2	15,663	2	14,000
Grade 6. Range \$6,230 to \$7,070:						
Special attorney.....	6	40,110	6	40,110	6	35,200
Grade 5. Range \$5,180 to \$6,020:						
Special attorney.....	5	29,260	5	29,260	5.1	25,858
Grade 4. Range \$4,300 to \$5,180:						
Special attorney.....	2	9,260	2	9,260	2	8,000
Grade 3. Range \$3,640 to \$4,300:						
Special attorney.....	4	14,670	4	14,670	0.6	2,000
Grade 2. Range \$2,980 to \$3,640:						
Special attorney.....	1	2,980	1	2,980	2.9	7,510
Clerical, administrative, and fiscal service:						
Grade 11. Range \$4,300 to \$5,180:						
Administrative assistant.....	1	4,520	1	4,520	1	3,800
Investigator.....	1	4,520	1	4,520	1	3,800
Grade 7. Range \$2,980 to \$3,640:						
Special assistant.....	1	3,420	0.8	2,330	0.8	2,932
Grade 5. Range \$2,320 to \$2,980:						
Expert.....	3	8,720	3	8,500	1.2	2,765
Grade 4. Range \$2,100 to \$2,496:						
Special assistant.....	3	6,997	3	6,861	3.1	7,503
Grade 3. Range \$1,902 to \$2,298:						
Special assistant.....	2.8	5,560	3	5,726	0.3	540
Grade 2. Range \$1,704 to \$2,100:						
Special attorney.....					0.6	900

By objects	Obligations					
	Estimate, 1947		Estimate, 1946		Actual, 1945	
	Man-years	Total salary	Man-years	Total salary	Man-years	Total salary
<b>PERSONAL SERVICES, FIELD—continued</b>						
Crafts, protective, and custodial service:						
Grade 3. Range \$1,572 to \$1,902.....					1	\$1,300
Total permanent, field.....	32.8	\$155,480	32.8	\$154,200	28.6	124,908
Temporary employment, field.....					0.5	993
Overtime pay, field.....				1,780		16,901
01 Personal services (net).....	32.8	155,480	32.8	155,980	29.1	142,802
<b>OTHER OBLIGATIONS</b>						
02 Travel.....		6,000		6,000		4,917
04 Communication services.....		1,500		1,500		1,450
07 Other contractual services.....		900		900		290
08 Supplies and materials.....		720		720		790
09 Equipment.....		400		400		307
Total other obligations.....		9,520		9,520		7,754
Grand total obligations.....		165,000		165,500		150,556
Covered into Treasury as miscellaneous receipts, Public Law 529.....						+23
Excess of obligations over appropriation due to Public Law 106.....				-19,500		
Estimated savings, unobligated balance.....						3,421
Total estimate or appropriation.....		165,000		146,000		154,000

**Salaries and Expenses, Antitrust Division, Department of Justice—**

Salaries and expenses, Antitrust Division: For expenses necessary for the enforcement of antitrust and kindred laws, including traveling expenses, and experts at such rates of compensation as may be authorized or approved by the Attorney General, except that the compensation paid to any person employed hereunder shall not exceed the rate of \$10,000 per annum, including personal services in the District of Columbia, **[\$1,700,000]** \$1,900,000: *Provided*, That none of this appropriation shall be expended for the establishment and maintenance of permanent regional offices of the Antitrust Division: *Provided further*, That no part of this appropriation shall be used for the payment of any person hereafter appointed at a salary of **[\$7,500]** \$8,225 or more unless such person is appointed by the President, by and with the advice and consent of the Senate. (15 U. S. C. 1-77; Act of May 21, 1945, Public Law 61.)

Estimate 1947, **\$1,900,000**                      Appropriated 1946, **\$1,700,000**

By objects	Obligations						
	Estimate, 1947		Estimate, 1946		Actual, 1945		
	Man-years	Total salary	Man-years	Total salary	Man-years	Total salary	
<b>PERSONAL SERVICES, DEPARTMENTAL</b>							
Professional service:							
Grade 8. Range \$8,750 to \$9,800:							
Assistant attorney general.....	1	\$9,800	1	\$9,800	1	\$9,000	
Special assistant.....	1	8,750	1	8,750	0.3	2,667	
Grade 7. Range \$7,175 to \$8,225:							
Special assistant.....	1	8,225	1	8,225	0.7	5,000	
Grade 6. Range \$6,230 to \$7,070:							
Economist.....	1	6,440	1	6,327	0.5	2,800	
Grade 5. Range \$5,180 to \$6,020:							
Economist.....						0.5	2,300
Grade 2. Range \$2,980 to \$3,640.....	1	3,200	1	3,115	0.9	2,524	
Grade 1. Range \$2,320 to \$2,980.....	1	2,430	1	2,345	0.3	500	
Clerical, administrative, and fiscal service:							
Grade 9. Range \$3,640 to \$4,300:							
Investigator.....	1	3,750	1	3,708	0.6	2,018	
Business specialist.....						0.7	2,240
Grade 7. Range \$2,980 to \$3,640.....	4	13,350	4	13,291	3.1	9,055	
Grade 6. Range \$2,650 to \$3,310.....	2	5,630	2	5,545	2.3	5,549	
Grade 5. Range \$2,320 to \$2,980.....	19	49,580	17	44,444	16.6	36,942	
Grade 4. Range \$2,100 to \$2,496.....	45	99,912	45	98,966	39.2	72,791	
Grade 3. Range \$1,902 to \$2,298.....	12	23,418	12	23,171	9.3	15,646	
Grade 2. Range \$1,704 to \$2,100.....					2.3	3,324	
Crafts, protective, and custodial service:							
Grade 4. Range \$1,770 to \$2,166.....	1	1,902	1	1,902	1	1,560	
Grade 3. Range \$1,572 to \$1,902.....	5	8,520	5	8,385	4.2	5,883	
Grade 2. Range \$1,440 to \$1,770.....					0.9	1,043	
Total permanent, departmental.....	95	244,907	93	237,974	84.4	180,842	
Temporary employment, departmental.....	1	1,704	1	1,704	0.9	1,321	
Overtime pay, departmental.....				4,799		36,374	
All personal services, departmental.....	96	246,611	94	244,477	85.3	218,537	
<b>PERSONAL SERVICES, FIELD</b>							
Professional service:							
Grade 8. Range \$8,750 to \$9,800:							
Special assistant.....	10	90,125	10	90,125	10	81,666	
Expert.....	1	8,750	1	8,750	0.8	6,533	
Grade 7. Range \$7,175 to \$8,225:							
Special assistant.....	24	180,495	24	180,495	19.2	131,576	
Special attorney.....	6	46,725	6	46,725	5.4	38,475	

By objects	Obligations					
	Estimate, 1947		Estimate, 1946		Actual, 1945	
<b>PERSONAL SERVICES, FIELD—continued</b>	Man-years	Total salary	Man-years	Total salary	Man-years	Total salary
Professional service—Continued						
Grade 7. Range \$7,175 to \$8,225—Con.						
Expert	3	\$23,100	3	\$23,100	3.1	\$21,501
Economist	3	21,525	3	21,525	1.4	8,161
Grade 6. Range \$4,230 to \$7,070:						
Special assistant	23	145,360	23	145,360	19.6	111,683
Special attorney	11	68,550	11	68,530	7.3	41,148
Expert	1	6,650	1	6,650	1	6,000
Economist	2	12,880	2	12,880	0.4	2,083
Grade 5. Range \$5,180 to \$6,020:						
Special assistant	13	71,960	13	71,960	10.1	50,841
Special attorney	21	112,770	21	112,770	18	86,708
Expert	4	21,880	4	21,880	3	14,455
Economic analyst	1	5,180	1	5,180	0.2	1,137
Grade 4. Range \$4,300 to \$5,180:						
Special assistant					0.8	3,300
Attorney	29	127,120	24	105,620	19.4	76,355
Expert	2	9,260	2	9,260	2.5	10,344
Economist	1	4,300	1	4,260	0.2	792
Grade 3. Range \$3,640 to \$4,300:						
Attorney	29	108,620	29	108,620	24.4	\$2,748
Expert	1	3,640	1	3,640	1	3,067
Economist	1	3,640	1	3,640	0.7	2,059
Grade 2. Range \$2,980 to \$3,640:						
Attorney	11	33,550	11	33,436	5.7	15,490
Economist	1	2,980	1	2,980	1.6	4,058
Clerical, administrative, and fiscal service:						
Grade 7. Range \$2,980 to \$3,640	1	3,200	1	3,200	1	2,700
Grade 6. Range \$2,650 to \$3,310	2	5,630	2	5,524	1.8	4,237
Grade 5. Range \$2,320 to \$2,980	15	37,530	15	36,804	13.2	27,288
Grade 4. Range \$2,100 to \$2,496	29	63,770	29	63,104	24	44,601
Grade 3. Range \$1,902 to \$2,298	12	23,487	12	23,190	5.7	9,429
Grade 2. Range \$1,704 to \$2,100	7	12,386	7	12,263	7.3	10,686
Grade 1. Range \$1,506 to \$1,902					0.7	840
Crafts, protective, and custodial service:						
Grade 3. Range \$1,572 to \$1,902	2	3,144	1	1,572	0.6	832
Grade 2. Range \$1,440 to \$1,770					0.6	702
Total permanent, field	266	1,258,117	260	1,233,213	210.7	900,895
Temporary employment, field	4.4	8,058	4	7,610	4.5	7,169
W. A. E. employment, field	10.7	60,060	11	61,350	11.4	61,023
Overtime pay, field				13,929		123,641
All personal services, field	281.1	1,326,165	275	1,316,102	226.6	1,092,728
01 Personal services (net)	377.1	1,572,776	369	1,560,579	311.9	1,311,265
<b>OTHER OBLIGATIONS</b>						
02 Travel		155,000		155,000		105,651
03 Transportation of things		4,000		4,000		2,845
04 Communication services		16,500		16,500		17,339
05 Rents and utility services		60,000		60,000		51,537
07 Other contractual services		79,224		75,000		49,070
08 Supplies and materials		6,000		6,000		4,528
09 Equipment		6,500		6,500		4,103
Total other obligations		327,224		323,000		235,073
Grand total obligations		1,900,000		1,883,579		1,546,338
Reimbursements for services performed						-6,750
Net total obligations		1,900,000		1,883,579		1,539,888
Covered into Treasury as miscellaneous receipts, Public Law 529						+412
Excess of obligations over appropriation due to Public Law 106				-183,579		
Total estimate or appropriation		1,900,000		1,700,000		1,540,000

**Examination of Judicial Offices—**

Examination of judicial offices: For the investigation of the official acts, records, and accounts of marshals, attorneys, clerks of the United States courts and Territorial courts, probation officers, and United States commissioners, for which purpose all the official papers, records, and dockets of said officers, without exception, shall be examined by the agents of the Attorney General at any time; and also the official acts, records, and accounts of referees and trustees of such courts; travel expenses; in all, **[\$78,000]** \$85,000, to be expended under the direction of the Attorney General. (5 U. S. C. 301, 317; Act of May 21, 1945, Public Law 61.)

Estimate 1947, **\$85,000**

Appropriated 1946, **\$78,000**

By objects	Obligations					
	Estimate, 1947		Estimate, 1946		Actual, 1945	
<b>PERSONAL SERVICES, FIELD</b>	Man-years	Total salary	Man-years	Total salary	Man-years	Total salary
Clerical, administrative, and fiscal service:						
Grade 11. Range \$4,300 to \$5,180:						
Supervising examiner	2	\$9,700	2	\$9,328	1.6	\$6,567
Grade 10. Range \$3,970 to \$4,630:						
Examiner	6	24,480	6	24,187	3.8	13,459

By objects	Obligations					
	Estimate, 1947		Estimate, 1946		Actual, 1945	
<b>PERSONAL SERVICES, FIELD—continued</b>	Man-years	Total salary	Man-years	Total salary	Man-years	Total salary
Clerical, administrative, and fiscal service—Continued						
Grade 9. Range \$3,640 to \$4,300:						
Examiner	4	\$14,722	2.8	\$10,350	2.9	\$9,369
Grade 8. Range \$3,310 to \$3,970:	1	3,420	1	3,373	0.6	1,692
Grade 7. Range \$2,980 to \$3,640:					0.4	1,083
Total permanent, field	13	51,680	11.8	47,308	9.3	32,170
Overtime pay, field				792		5,800
01 Personal services (net)	13	51,680	11.8	48,100	9.3	37,970
<b>OTHER OBLIGATIONS</b>						
02 Travel		33,320		29,900		20,372
Grand total obligations		85,000		78,000		58,342
Transferred to "Salaries, Administrative Division, Department of Justice"						+2,540
Net total obligations		85,000		78,000		60,882
Estimated savings, unobligated balance						9,118
Total estimate or appropriation		85,000		78,000		70,000

**Salaries and Expenses, Veterans' Insurance Litigation, Department of Justice—**

By objects	Obligations		
	Estimate, 1947	Estimate, 1946	Actual, 1945
Transferred to—			
"Salaries, Claims Division, Department of Justice"			+ \$137,106
"Contingent expenses, Department of Justice"			+2,652
"Traveling expenses, Department of Justice"			+3,130
"Printing and binding, Department of Justice"			+584
Estimated savings, unobligated balance			6,528
Total estimate or appropriation			150,000

**Salaries and Expenses, Lands Division, Department of Justice—**

Salaries and expenses, Lands Division: For personal services in the District of Columbia and for other necessary expenses, including travel expenses, employment of experts, stenographic reporting services by contract, and notarial fees or like services, **[\$3,400,000]** \$2,650,000. (5 U. S. C. 295, 306, 313; Act of May 21, 1945, Public Law 61.)

Estimate 1947, **\$2,650,000**

Appropriated 1946, **\$3,400,000**

By objects	Obligations					
	Estimate, 1947		Estimate, 1946		Actual, 1945	
<b>PERSONAL SERVICES, DEPARTMENTAL</b>	Man-years	Total salary	Man-years	Total salary	Man-years	Total salary
Professional service:						
Grade 8. Range \$8,750 to \$9,800:						
Assistant attorney general	1	\$9,800	1	\$9,800	0.7	\$6,575
First assistant	1	9,012	1	9,012	1	8,125
Grade 7. Range \$7,175 to \$8,225:						
Attorney	5	39,288	5	39,237	4.5	32,031
Grade 6. Range \$6,230 to \$7,070:						
Attorney	14	92,680	16	104,932	12.9	76,699
Grade 5. Range \$5,180 to \$6,020:						
Attorney	33	182,700	33	181,247	33.9	163,560
Grade 4. Range \$4,300 to \$5,180:						
Attorney	22	105,160	22	103,463	23.4	94,556
Grade 3. Range \$3,640 to \$4,300:						
Attorney	3	11,260	3	11,191	4.7	15,118
Grade 2. Range \$2,980 to \$3,640:						
Attorney	1	3,090	1	3,031	1.2	3,098
Grade 1. Range \$2,320 to \$2,980:						
Attorney	2	4,970	2	4,970	2.4	5,010
Clerical, administrative, and fiscal service:						
Grade 12. Range \$5,180 to \$6,020:						
Administrative officer	1	5,390	1	5,390	1	4,650
Grade 9. Range \$3,640 to \$4,300:						
Administrative assistant	1	3,750	1	3,742	0.9	2,951
Grade 7. Range \$2,980 to \$3,640:						
Attorney	2	5,960	2	5,960	0.6	1,618
Grade 6. Range \$2,650 to \$3,310:						
Attorney	1	2,980	1	2,895	0.5	1,125
Grade 5. Range \$2,320 to \$2,980:						
Attorney	15	40,520	16	42,176	15.3	34,532
Grade 4. Range \$2,100 to \$2,496:						
Attorney	57	128,808	59	132,239	52.2	98,386
Grade 3. Range \$1,902 to \$2,298:						
Attorney	21	44,562	22	45,991	27.3	47,829
Grade 2. Range \$1,704 to \$2,100:						
Attorney	9	15,066	9	15,467	5.1	7,302
Crafts, protective, and custodial service:						
Grade 4. Range \$1,770 to \$2,100:						
Attorney	1	2,100	1	2,064	1	1,710
Grade 3. Range \$1,572 to \$1,902:						
Attorney	7	11,400	7	11,149	4.2	5,523
Total permanent, departmental	197	719,156	203	733,956	192.8	610,398

LEGAL ACTIVITIES AND GENERAL ADMINISTRATION—  
Continued

Salaries and Expenses, Lands Division, Department of Justice—  
Continued

By objects	Obligations					
	Estimate, 1947		Estimate, 1946		Actual, 1945	
	Man-years	Total salary	Man-years	Total salary	Man-years	Total salary
<b>PERSONAL SERVICES, DEPARTMENTAL—CON.</b>						
Temporary employment, departmental	3	\$5,706	3	\$5,706	1.1	\$1,366
Overtime pay, departmental				10,072		98,643
All personal services, departmental	200	724,862	206	749,734	193.9	710,407
<b>PERSONAL SERVICES, FIELD</b>						
<b>Professional service:</b>						
Grade 8. Range \$3,750 to \$9,800:						
Special attorney	4	37,100	4	37,100	6	51,000
Grade 7. Range \$7,175 to \$8,225:						
Special attorney	10	77,000	10	77,000	10.4	72,563
Grade 6. Range \$6,230 to \$7,070:						
Special attorney	11	70,220	13	82,528	11.8	67,079
Grade 5. Range \$5,180 to \$6,020:						
Special attorney	25	136,640	30	163,800	33.1	160,059
Grade 4. Range \$4,300 to \$5,180:						
Special attorney	46	209,240	59	265,140	62.9	251,416
Grade 3. Range \$3,640 to \$4,300:						
Special attorney	15	57,240	18	69,260	25.5	83,615
Grade 2. Range \$2,980 to \$3,640:						
Special attorney	1	3,420	1	3,420	2	5,492
Grade 1. Range \$2,320 to \$2,980:						
Special attorney					1.7	3,346
<b>Clerical, administrative, and fiscal service:</b>						
Grade 13. Range \$6,230 to \$7,070:						
Expert appraiser	1	6,440	1	6,440	1	5,600
Grade 12. Range \$5,180 to \$6,020:						
Expert appraiser			1	5,390	1	4,600
Grade 11. Range \$4,300 to \$5,180:						
Expert appraiser	1	4,520	1	4,520	0.1	189
Grade 9. Range \$3,640 to \$4,300:						
Expert appraiser	1	3,860	1	3,801	0.5	1,577
Grade 7. Range \$2,980 to \$3,640:						
Expert appraiser	4	12,910	4	12,910	4.7	12,583
Grade 6. Range \$2,650 to \$3,310:						
Expert appraiser	2	5,740	2	5,736	2.5	5,933
Grade 5. Range \$2,320 to \$2,980:						
Expert appraiser	14	35,296	17	41,628	19.6	40,912
Grade 4. Range \$2,100 to \$2,496:						
Expert appraiser	50	110,868	65	142,448	85.3	155,619
Grade 3. Range \$1,902 to \$2,298:						
Expert appraiser	67	135,882	103	205,640	125.2	206,807
Grade 2. Range \$1,704 to \$2,100:						
Expert appraiser	21	37,896	28	50,572	48.4	71,555
Grade 1. Range \$1,506 to \$1,902:						
Expert appraiser	2	3,510	3	5,411	8	10,965
<b>Crafts, protective, and custodial service:</b>						
Grade 3. Range \$1,572 to \$1,902:						
Expert appraiser	1	1,638	1	1,638	1	1,320
Grade 2. Range \$1,440 to \$1,770:						
Expert appraiser	1	1,506	1	1,476	0.9	1,123
Total permanent, field	277	950,956	363	1,186,158	451.6	1,213,353
Temporary employment, field	4	9,544	8	22,821	11.6	24,828
W. A. E. employment, field	33	156,000	53	231,000	57.9	256,883
Overtime pay, field				18,317		244,487
All personal services, field	314	1,116,500	424	1,458,296	521.1	1,739,551
01 Personal services (net)	514	1,841,362	630	2,208,030	715	2,449,958
<b>OTHER OBLIGATIONS</b>						
01 Travel		85,674		98,343		128,249
03 Transportation of things		2,509		2,537		3,329
04 Communication services		20,352		28,833		34,959
05 Rents and utility services		30,000		40,209		53,786
07 Other contractual services:						
Abstracts of title		60,000		67,844		92,059
Recording		14,333		14,656		22,994
Special stenographic work		25,000		33,250		80,661
Publication of notices		39,348		42,667		68,104
Commissioners		100,000		111,628		167,226
Guardians ad litem		10,860		12,257		18,387
Appraisers and expert witnesses		400,000		491,000		658,090
Miscellaneous		2,039		2,119		2,698
08 Supplies and materials		15,523		17,389		27,226
09 Equipment		5,000		4,238		2,557
Total other obligations		808,638		966,970		1,260,325
Grand total obligations		2,650,000		3,175,000		3,810,283
Reimbursements for services performed						-7,480
Net total obligations		2,650,000		3,175,000		3,802,803
Covered into Treasury as miscellaneous receipts, Public Law 529						+1,914
Carried to surplus fund, Public Law 127						+375,000
Estimated savings, unobligated balance				225,000		95,283
Total estimate or appropriation		2,650,000		3,400,000		4,275,000

Salaries and Expenses, War Division, Department of Justice—

Salaries and expenses, War Division: For all salaries and expenses in the District of Columbia and elsewhere necessary for the enforcement of Acts relating to the national security and war effort and in connection with the registration and control of alien enemies, including the employment of experts; supplies and equipment; printing and binding; travel expenses; stenographic reporting

services by contract; books of reference, periodicals, and newspapers (not exceeding \$4,000), \$390,000. (5 U. S. C. 295, as amended, 306; Act of May 21, 1945, Public Law 61.)

Appropriated 1946, \$390,000

By objects	Obligations					
	Estimate, 1947		Estimate, 1946		Actual, 1945	
	Man-years	Total salary	Man-years	Total salary	Man-years	Total salary
<b>PERSONAL SERVICES, DEPARTMENTAL</b>						
<b>Professional service:</b>						
Grade 8. Range \$8,750 to \$9,800:						
Assistant attorney general		0.5 \$4,900		1 \$9,000		0.1 1,175
Special assistant		0.5 4,900		0.1 8,188		1 5,711
Director, alien enemy control		0.5 4,537		1 8,188		0.7 5,181
Chief, foreign agents registration		1 8,800		0.7 5,711		0.1 1,062
Attorney		1 9,356				
Grade 7. Range \$7,175 to \$8,225:						
Special assistant						0.3 1,860
Assistant to director, alien enemy control		1 7,308		1 6,500		
Attorney		1 7,225		1.3 8,568		
Expert		1 7,306				
Chief, review subsection		1 7,175				0.5 3,446
Grade 6. Range \$6,230 to \$7,070:						
Chief, regulations subsection						0.8 4,200
Attorney		1 6,440		1.7 9,535		
Chief, analysis unit		1 6,440		0.8 4,231		
Chief, regulations and exemption unit		1 6,378		0.8 4,231		
Chief, liaison section		0.5 3,172		1 5,600		
Special assistant						0.3 1,602
Grade 5. Range \$5,180 to \$6,020:						
Attorney		2 10,772		2.5 11,602		
Political analyst		2 10,618		1.7 7,870		
Grade 4. Range \$4,300 to \$5,180:						
Attorney		5 22,507		5.2 20,189		
Political analyst		1 4,520		0.1 475		
Grade 3. Range \$3,640 to \$4,300:						
Attorney		5 18,762		6.8 22,242		
Political analyst		1 3,720		1.1 3,511		
Grade 2. Range \$2,980 to \$3,640:						
Attorney		3.8 11,637		4 10,514		
Grade 1. Range \$2,320 to \$2,980:						
Attorney		1 2,362		0.7 1,472		
<b>Clerical, administrative, and fiscal service:</b>						
Grade 13. Range \$6,230 to \$7,070:						
Executive assistant						0.4 2,178
Director, organizations and propaganda section						0.2 1,360
Assistant administrator, foreign travel control						1 6,254
Grade 12. Range \$5,180 to \$6,020:						
Assistant administrator, foreign travel control						0.3 1,700
Research analyst						0.1 665
Organizations and propaganda analyst						0.3 1,508
Grade 11. Range \$4,300 to \$5,180:						
Organizations analyst						0.6 2,407
Grade 9. Range \$3,640 to \$4,300:						
Organizations and propaganda analyst						1.2 4,107
Grade 7. Range \$2,980 to \$3,640:						
Organizations analyst		2 6,163		2.7 7,152		
Grade 6. Range \$2,650 to \$3,310:						
Organizations analyst		2 5,740		3.7 8,866		
Grade 5. Range \$2,320 to \$2,980:						
Organizations analyst		4 9,922		5.9 12,223		
Grade 4. Range \$2,100 to \$2,496:						
Organizations analyst		10 21,548		16.1 29,397		
Grade 3. Range \$1,902 to \$2,298:						
Organizations analyst		15 29,746		22.6 36,642		
Grade 2. Range \$1,704 to \$2,100:						
Organizations analyst		4 7,067		6.2 9,279		
<b>Crafts, protective, and custodial service:</b>						
Grade 4. Range \$1,770 to \$2,166:						
Expert appraiser		2 3,916		2.7 4,315		
Grade 3. Range \$1,572 to \$1,902:						
Expert appraiser		1 1,597		1.6 2,120		
Grade 2. Range \$1,440 to \$1,770:						
Expert appraiser						0.5 548
Total permanent, departmental				72.8 260,686		99.2 280,841
Overtime pay, departmental				3,713		47,345
All personal services, departmental				72.8 264,399		99.2 328,186
<b>PERSONAL SERVICES, FIELD</b>						
<b>Professional service:</b>						
Grade 6. Range \$6,230 to \$7,070:						
Expert		1 6,230				
Grade 4. Range \$4,300 to \$5,180:						
Special attorney		1 4,300				
Grade 3. Range \$3,640 to \$4,300:						
Economist		1 3,640				
Total permanent, field				3 14,170		
Overtime pay, field				2,280		
All personal services, field				3 16,450		
01 Personal services (net)				75.8 280,849		99.2 328,186
<b>OTHER OBLIGATIONS</b>						
02 Travel		17,100		8,990		
03 Transportation of things		100		33		
04 Communication services		3,000		2,749		
06 Printing and binding		2,200		605		
07 Other contractual services		3,300		1,297		
08 Supplies and materials		4,085		4,447		
09 Equipment		1,300		1,354		
Total other obligations		31,175		19,475		
Grand total obligations				312,624		347,661
Reimbursements for services performed				-22,024		
Net total obligations				290,000		347,661

By objects	Obligations		
	Estimate, 1947	Estimate, 1946	Actual, 1945
Covered into Treasury as miscellaneous receipts, Public Law 529.....			4,8342
Carried to surplus fund, Public Law 127.....			+85,000
Estimated savings, unobligated balance.....		\$100,000	26,997
<b>Total estimate or appropriation.....</b>		<b>390,000</b>	<b>460,000</b>
<b>BY PROJECTS OR FUNCTIONS</b>			
1. Alien enemy section.....		\$73,300	\$126,856
2. Foreign agents registration section.....		144,800	141,518
3. Federal-State relations section.....		28,800	42,237
4. Proclaimed list section.....			1,137
5. Latin-American section.....			4,529
6. Administrative section.....		65,124	31,384
Grand total obligations.....		312,024	347,661
Adjustments (see objects schedule for detail).....		+77,976	+112,339
<b>Total estimate or appropriation.....</b>		<b>390,000</b>	<b>460,000</b>

**Working Fund, Justice, Office of the Attorney General (Advance From Foreign Economic Administration)—**

By objects	Obligations					
	Estimate, 1947		Estimate, 1946		Actual, 1945	
<b>PERSONAL SERVICES, DEPARTMENTAL</b>						
Professional service:						
Grade 8. Range \$8,750 to \$9,800:						
Special assistant.....				0.7	\$5,926	
Grade 7. Range \$7,175 to \$8,225:						
Expert.....				1.8	12,417	
Grade 6. Range \$6,230 to \$7,070:						
Special attorney.....				0.5	2,800	
Expert.....				0.1	669	
Grade 5. Range \$5,180 to \$6,020:						
Expert.....			0.1	\$598	1.1	5,244
Grade 4. Range \$4,300 to \$5,180:						
Attorney.....			0.1	165	0.5	1,773
Expert.....			0.1	364	1	3,800
Grade 3. Range \$3,640 to \$4,300:						
Information specialist.....			0.2	630	0.6	1,884
Expert.....					0.8	2,333
Grade 2. Range \$2,980 to \$3,640:						
Expert.....			0.1	252	1.5	3,914
Grade 1. Range \$2,320 to \$2,980:						
Expert.....			0.2	384	2.3	4,754
Clerical, administrative, and fiscal service:						
Grade 7. Range \$2,980 to \$3,640:						
Expert.....			0.1	252	1	2,600
Grade 5. Range \$2,320 to \$2,980:						
Expert.....			0.1	175	1	1,984
Grade 4. Range \$2,100 to \$2,496:						
Expert.....			0.5	1,021	6.6	12,357
Grade 3. Range \$1,902 to \$2,298:						
Expert.....			0.1	73	2.3	3,842
Grade 2. Range \$1,704 to \$2,100:						
Expert.....					0.5	660
Crafts, protective, and custodial service:						
Grade 3. Range \$1,572 to \$1,902:						
Expert.....			0.1	121	2	2,640
Total permanent, departmental.....			1.7	4,038	24.3	69,797
Temporary employment, departmental.....					0.4	1,442
Overtime pay, departmental.....						11,795
All personal services, departmental.....			1.7	4,482	24.7	83,034
<b>PERSONAL SERVICES, FIELD</b>						
Professional service:						
Grade 7. Range \$7,175 to \$8,225:						
Special assistant.....				1	7,000	
Expert.....			0.2	1,333	1	6,878
Grade 6. Range \$6,230 to \$7,070:						
Expert.....					0.8	4,698
Grade 5. Range \$5,180 to \$6,020:						
Special attorney.....					1.3	5,775
Expert.....					1.8	8,433
Grade 4. Range \$4,300 to \$5,180:						
Special attorney.....			0.2	744	1.8	6,671
Expert.....					3.4	13,377
Grade 3. Range \$3,640 to \$4,300:						
Special attorney.....					0.5	1,562
Expert.....					0.9	3,031
Economist.....					0.1	133
Grade 2. Range \$2,980 to \$3,640:						
Expert.....			0.2	516	1.6	4,131
Grade 1. Range \$2,320 to \$2,980:						
Expert.....			0.1	178	7	15,582
Clerical, administrative, and fiscal service:						
Grade 5. Range \$2,320 to \$2,980:						
Expert.....					1.5	2,934
Grade 4. Range \$2,100 to \$2,496:						
Expert.....					1.6	2,860
Grade 3. Range \$1,902 to \$2,298:						
Expert.....					2.3	4,406
Grade 2. Range \$1,704 to \$2,100:						
Expert.....					2.6	4,435
Grade 1. Range \$1,506 to \$1,902:						
Expert.....					0.7	861
Crafts, protective, and custodial service:						
Grade 3. Range \$1,572 to \$1,902:						
Expert.....					0.1	103
Total permanent, field.....			0.7	2,771	30	92,870
Overtime pay, field.....						15,743
All personal services, field.....			0.7	2,976	30	108,613
01 Personal services (net).....			2.4	7,458	54.7	191,647

By objects	Obligations		
	Estimate, 1947	Estimate, 1946	Actual, 1945
<b>OTHER OBLIGATIONS</b>			
02 Travel.....		\$64	\$37,066
04 Communication services.....			560
05 Rents and utility services.....			7,807
07 Other contractual services.....		200	10,363
08 Supplies and materials.....			4,077
09 Equipment.....			661
Total other obligations.....		264	60,534
Grand total obligations.....		7,722	252,181
Received by transfer from "Working fund, Justice, Office of the Attorney General (advance from Foreign Economic Administration)".....			-270,000
1945 balance available in 1946.....		-12,899	+12,899
Covered into Treasury as miscellaneous receipts, Public Law 529.....			+190
Estimated savings, unobligated balance.....		5,177	4,730
<b>Total estimate or appropriation.....</b>			

**Working Fund, Alien Property Unit, Department of Justice—**

By objects	Obligations						
	Estimate, 1947		Estimate, 1946		Actual, 1945		
<b>Legal services for Alien Property Custodian</b>							
<b>PERSONAL SERVICES, DEPARTMENTAL</b>							
Professional service:							
Grade 8. Range \$8,750 to \$9,800:							
Special assistant.....	5	\$45,325	2	\$19,075	2.4	\$21,078	
Chief trial specialist.....	2	17,763	1	9,013	1	8,000	
Grade 7. Range \$7,175 to \$8,225:							
Chief trial attorney.....	16	116,611	7	51,714	6.2	41,684	
Grade 6. Range \$6,230 to \$7,070:							
Attorney.....	8	50,229	4	25,115	3.5	19,861	
Grade 5. Range \$5,180 to \$6,020:							
Attorney.....	8	42,280	5	26,481	5.6	25,619	
Grade 4. Range \$4,300 to \$5,180:							
Attorney.....	8	34,840	4	17,479	4.6	17,572	
Grade 3. Range \$3,640 to \$4,300:							
Attorney.....	1	3,750	1	3,644	0.5	1,573	
Grade 2. Range \$2,980 to \$3,640:							
Attorney.....	2	6,180	2	6,053	1.8	4,767	
Grade 1. Range \$2,320 to \$2,980:							
Attorney.....	1	2,320			0.5	1,094	
Clerical, administrative, and fiscal service:							
Grade 6. Range \$2,980 to \$3,640:							
Expert.....	1	2,980	1	2,874	1	2,404	
Grade 5. Range \$2,320 to \$2,980:							
Expert.....	14	33,800	13	31,222	10.7	22,147	
Grade 4. Range \$2,100 to \$2,496:							
Expert.....	15	33,242	12	26,737	10.9	20,558	
Grade 3. Range \$1,902 to \$2,298:							
Expert.....	2	3,804					
Crafts, protective, and custodial service:							
Grade 3. Range \$1,572 to \$1,902:							
Expert.....	2	3,276	2	3,220	1.3	1,776	
Grade 2. Range \$1,440 to \$1,770:							
Expert.....					0.5	570	
Total permanent, departmental.....	85	396,490	54	222,627	50.5	188,703	
Temporary employment, departmental.....						0.2	1,318
W. A. E. employment, departmental.....	2	18,000	2	18,000	1.1	9,135	
Overtime pay, departmental.....						2,855	
01 Personal services (net).....	87	414,490	56	243,482	51.8	226,041	
<b>OTHER OBLIGATIONS</b>							
02 Travel.....		30,000		15,000		12,828	
04 Communication services.....		3,000		2,000		1,803	
05 Printing and binding.....		17,500		7,500		6,833	
07 Other contractual services.....		7,500		2,500		5,179	
08 Supplies and materials.....		3,000		2,000		1,504	
09 Equipment.....		3,000		1,500		1,479	
Total other obligations.....		64,000		30,500		29,626	
Grand total obligations.....		478,490		273,982		255,667	
Advanced from Office of Alien Property Custodian.....		-478,490		-273,982		-255,667	
<b>Total estimate or appropriation.....</b>							

**Miscellaneous Salaries and Expenses, Field, Department of Justice—**

Miscellaneous salaries and expenses, field: For salaries not otherwise specifically provided for [(not to exceed \$160,000)], and for such other expenses for the field service, Department of Justice, including travel expenses, experts, and notarial fees or like services and stenographic work in taking depositions at such rates of compensation as may be authorized or approved by the Attorney General or his Administrative Assistant; [patent applications and contested proceedings involving inventions;] firearms and ammunition therefor; and purchase of lawbooks, including exchange thereof; [and the Federal Reporter and continuations thereto as issued, \$400,000] \$418,400. (Act of May 14, 1940, Public Law 508; Act of May 21, 1945, Public Law 61.)

Estimate 1947, \$418,400

Appropriated 1946, \$400,000

**LEGAL ACTIVITIES AND GENERAL ADMINISTRATION—**  
Continued

**Miscellaneous Salaries and Expenses, Field, Department of Justice—Continued**

By objects	Obligations					
	Estimate, 1947		Estimate, 1946		Actual, 1945	
	Man-years	Total salary	Man-years	Total salary	Man-years	Total salary
<b>PERSONAL SERVICES, FIELD</b>						
Clerical, administrative, and fiscal service:						
Grade 7. Range \$2,980 to \$3,640.....	1	\$3,090	1	\$3,090	1	\$2,600
Grade 5. Range \$2,320 to \$2,980.....	4	9,830	4	9,559	4.5	9,310
Grade 4. Range \$2,100 to \$2,496.....	13	28,818	13	28,655	13.5	25,173
Grade 3. Range \$1,902 to \$2,298.....	4	8,202	4	8,108	2.2	3,776
Grade 2. Range \$1,704 to \$2,100.....	8	14,754	8	14,660	7.8	11,705
Grade 1. Range \$1,506 to \$1,902.....	2	3,474	2	3,469	1.9	2,720
Subprofessional service:						
Grade 6. Range \$2,320 to \$2,980.....	1	2,540	1	2,540	1	2,100
Grade 3. Range \$1,704 to \$2,100.....	1	1,770	1	1,770	1	1,440
Crafts, protective, and custodial service:						
Grade 8. Range \$2,540 to \$3,200.....	1	2,760	1	2,760	1	2,300
Grade 7. Range \$2,364 to \$2,870.....	2	4,992	2	4,886	2	4,110
Grade 6. Range \$2,166 to \$2,562.....	1	2,166	1	2,166	0.8	1,566
Grade 5. Range \$1,968 to \$2,364.....	2	4,464	2	4,446	2	3,705
Grade 3. Range \$1,572 to \$1,902.....	6	10,356	6	10,285	6	8,370
Grade 2. Range \$1,440 to \$1,770.....	12	18,540	10.8	16,658	13.2	16,299
Total permanent, field.....	58	115,756	56.8	113,052	57.9	95,174
Temporary employment, field.....	4	10,096	4	10,096	1	2,326
Part-time employment, field.....	10.7	13,048	12.9	15,666	12.4	13,445
Overtime pay, field.....				2,596		23,333
01 Personal services (net).....	72.7	138,900	73.7	141,410	71.3	134,278
<b>OTHER OBLIGATIONS</b>						
02 Travel.....		13,500		13,500		12,705
03 Transportation of things.....		7,500		7,500		7,379
04 Communication services.....		2,000		2,000		2,013
05 Rents and utility services.....		22,000		22,000		24,159
07 Other contractual services.....		147,600		147,600		191,578
08 Supplies and materials.....		50,000		50,000		34,417
09 Equipment.....		36,900		36,900		33,435
Total other obligations.....		279,500		279,500		305,686
Grand total obligations.....		418,400		420,910		439,964
Covered into Treasury as miscellaneous receipts, Public Law 529.....						+36
Excess of obligations over appropriation due to Public Law 106.....				-20,910		
Total estimate or appropriation.....		418,400		400,000		440,000

**Salaries and Expenses of District Attorneys, Etc., Department of Justice—**

Salaries and expenses of district attorneys, and so forth: For salaries, travel, and other expenses of United States district attorneys and their regular assistants, clerks, and other employees, including the office expenses of United States district attorneys in Alaska, and for salaries of regularly appointed clerks to United States district attorneys for services rendered during vacancy in the office of the United States district attorney, [**\$3,870,000**] **\$4,560,000.** (28 U. S. C. 481, 483, 484; Act of May 21, 1945, Public Law 61.)

Estimate 1947, **\$4,560,000**      Appropriated 1946, **\$3,870,000**

By objects	Obligations					
	Estimate, 1947		Estimate, 1946		Actual, 1945	
	Man-years	Total salary	Man-years	Total salary	Man-years	Total salary
<b>PERSONAL SERVICES, FIELD</b>						
Professional service:						
Grade 9. In excess of \$9,800:						
Attorney.....	3	\$30,000	3	\$30,000	3	\$29,889
Grade 5. Range \$8,750 to \$9,800:						
Attorney.....	13	118,483	13	116,717	13	104,722
Grade 7. Range \$7,175 to \$8,225:						
Attorney.....	27	209,869	27	206,768	27.6	189,315
Assistant attorney.....	10	76,355	10	75,880	10.5	70,789
Grade 6. Range \$6,230 to \$7,070:						
Attorney.....	41	277,421	41	272,956	40.9	240,105
Assistant attorney.....	17	108,430	17	108,068	18.1	101,810
Grade 5. Range \$5,180 to \$6,020:						
Attorney.....	9	53,122	9	52,024	8.4	43,465
Assistant attorney.....	57	306,820	57	304,835	55.3	285,544
Grade 4. Range \$4,300 to \$5,150:						
Assistant attorney.....	188.6	862,511	169	767,185	167.3	661,167

By objects	Obligations					
	Estimate, 1947		Estimate, 1946		Actual, 1945	
	Man-years	Total salary	Man-years	Total salary	Man-years	Total salary
<b>PERSONAL SERVICES, FIELD—continued</b>						
Professional service—Continued						
Grade 3. Range \$3,640 to \$4,300:						
Assistant attorney.....	172	\$660,157	157	\$601,026	144.7	\$484,068
Grade 2. Range \$2,980 to \$3,640.....						
Grade 1. Range \$2,320 to \$2,980.....						
Clerical, administrative, and fiscal service:						
Grade 12. Range \$5,180 to \$6,020:						
Chief clerk.....	1	5,390	1	5,390	1	4,800
Grade 11. Range \$4,300 to \$5,180:						
Chief clerk.....	1	5,180	1	5,180	1	4,600
Grade 10. Range \$3,970 to \$4,630:						
Chief clerk.....	1	4,080	1	4,004	1	3,450
Grade 9. Range \$3,640 to \$4,300:						
Clerk.....	4	15,550	4	15,550	4.1	13,692
Grade 8. Range \$3,310 to \$3,970.....						
Grade 7. Range \$2,980 to \$3,640.....						
Grade 6. Range \$2,650 to \$3,310.....						
Grade 5. Range \$2,320 to \$2,980.....						
Grade 4. Range \$2,100 to \$2,496.....						
Grade 3. Range \$1,902 to \$2,298.....						
Grade 2. Range \$1,704 to \$2,100.....						
Grade 1. Range \$1,506 to \$1,902.....						
Crafts, protective, and custodial service:						
Grade 4. Range \$1,770 to \$2,166.....						
Grade 3. Range \$1,572 to \$1,902.....						
Grade 2. Range \$1,440 to \$1,770.....						
Total permanent, field.....	1,225.7	4,240,520	1,200.1	4,091,923	1,191.5	3,502,769
Temporary employment, field.....		3.6		3.6		13.1
Part-time employment, field.....		1.3		1.3		0.6
Overtime pay, field.....						597,193
Additional pay for foreign service, field.....						3,082
01 Personal services (net).....	1,230.6	4,252,500	1,205	4,167,987	1,205.2	4,126,940
<b>OTHER OBLIGATIONS</b>						
02 Travel.....		167,500		167,500		110,475
03 Transportation of things.....		1,000		1,000		989
04 Communication services.....		131,300		131,300		124,480
05 Rents and utility services.....		1,000		1,000		119
07 Other contractual services.....		5,000		5,000		4,852
08 Supplies and materials.....		500		500		568
09 Equipment.....		1,200		1,200		718
Total other obligations.....		307,500		307,500		241,691
Grand total obligations.....		4,560,000		4,475,487		4,368,631
Covered into Treasury as miscellaneous receipts, Public Law 529.....						+6,369
Excess of obligations over appropriation due to Public Law 106.....				-605,487		
Total estimate or appropriation.....		4,560,000		3,870,000		4,375,000

**Compensation of Special Attorneys, Etc., Department of Justice—**

Compensation of special attorneys, and so forth: For compensation of special attorneys and assistants to the Attorney General and to United States district attorneys not otherwise provided for employed by the Attorney General to aid in special matters and cases, and for payment of foreign counsel employed by the Attorney General in special cases, \$100,000, no part of which, except for payment of foreign counsel, shall be used to pay the compensation of any persons except attorneys duly licensed and authorized to practice under the laws of any State, Territory, or the District of Columbia: *Provided*, That the amount paid as compensation out of the funds herein appropriated to any person employed hereunder shall not exceed \$10,000 per annum: *Provided further*, That reports be submitted to the Congress on the 1st day of July and January showing the names of the persons employed hereunder, the annual rate of compensation or amount of any fee paid to each, together with a description of their duties: *Provided further*, That no part of this appropriation shall be used for the payment of any person hereafter appointed at a salary of [**\$7,500**] **\$8,225** or more and paid from this appropriation unless such person is appointed by the President, by and with the advice and consent of the Senate. (5 U. S. C. 315; Act of May 21, 1945, Public Law 61.)

Estimate 1947, **\$100,000**      Appropriated 1946, **\$100,000**

By objects	Obligations		
	Estimate, 1947	Estimate, 1946	Actual, 1945
Personal services, field.....	\$100,000	\$99,447	\$76,513
Overtime pay, field.....		553	6,762
01 Personal services (net).....	100,000	100,000	83,275
Estimated savings, unobligated balance.....			116,725
Total estimate or appropriation.....	100,000	100,000	200,000



**Salaries and Expenses of Marshals, Etc., Department of Justice—**

Salaries and expenses of marshals, and so forth: For salaries, fees, and expenses of United States marshals, deputy marshals, and clerical assistants, including services rendered in behalf of the United States or otherwise; services in Alaska in collecting evidence for the United States when so specifically directed by the Attorney General; traveling expenses, including the actual and necessary expenses incident to the transfer of prisoners in the custody of United States marshals to narcotic farms; purchase [when authorized by the Attorney General,] of [two motor-propelled passenger-carrying vans] eleven, at not to exceed \$2,000 each [;], and maintenance, repair, and operation of motor-propelled passenger-carrying [vehicles; \$3,980,000] station wagons, busses, and vans; \$4,642,000: *Provided*, That United States marshals and their deputies may be allowed, in lieu of actual expenses of transportation, not to exceed 4 cents per mile for the use of privately owned automobiles when traveling on official business within the limits of their official station. (28 U. S. C. 490, 492, 493; Act of May 21, 1945, Public Law 61.)

Estimate 1947, \$4,642,000                      Appropriated 1946, \$3,980,000

By objects	Obligations					
	Estimate, 1947		Estimate, 1946		Actual, 1945	
<b>PERSONAL SERVICES, FIELD</b>						
Clerical, administrative, and fiscal service:	Man-	Total	Man-	Total	Man-	Total
years	salary	years	salary	years	salary	salary
Grade 14. Range \$7,175 to \$8,225:						
Marshal	8	\$61,603	8	\$61,360	8	\$54,755
Grade 13. Range \$6,230 to \$7,070:						
Marshal	27	179,340	27	178,731	27	158,392
Grade 12. Range \$5,180 to \$6,020:						
Marshal	57	318,780	57	317,514	56	273,272
Chief deputy marshal	1	5,390	1	5,277	0	665
Grade 11. Range \$4,300 to \$5,180:						
Chief deputy marshal	8	36,160	8	36,160	7	27,508
Office deputy marshal	1	4,300	1	4,300	1	3,800
Grade 10. Range \$3,970 to \$4,630:						
Marshal	1	4,080	1	4,067	1	3,500
Chief deputy marshal	16	65,610	16	65,585	14	52,533
Grade 9. Range \$3,640 to \$4,300:						
Chief deputy marshal	20	76,980	20	76,891	20	57,459
Grade 8. Range \$3,310 to \$3,970:						
Marshal	20	70,710	20	70,535	20	56,192
Grade 7. Range \$2,980 to \$3,640:						
Marshal	36	115,640	36	115,655	35	94,859
Grade 6. Range \$2,650 to \$3,310:						
Marshal	57	160,510	57	159,400	54	129,605
Grade 5. Range \$2,320 to \$2,980:						
Marshal	558	5	544	541	541	8
Chief deputy marshal	1,374	123	1,313	675	1,099	320
Grade 4. Range \$2,100 to \$2,496:						
Marshal	231	529,138	231	525,350	243	464,608
Chief deputy marshal	26	52,620	26	52,061	27	6,45,978
Grade 3. Range \$1,902 to \$2,298:						
Marshal						0.7
Chief deputy marshal						964
Grade 2. Range \$1,704 to \$2,100:						
Marshal						0.2
Chief deputy marshal						239
Grade 3. Range \$1,572 to \$1,902:						
Marshal						
Chief deputy marshal						
Total permanent, field	1,067	5	1,053	2,985,961	1,060	6
Temporary employment, field		3,054,984		2,539,359		7,8
Part-time employment, field				14,811		2
Overtime pay, field				59,854		2
Additional pay for foreign service, field		49,716		49,716		504,950
01 Personal services (net)	1,067	5	1,053	3,095,531	1,071	3
		3,104,700		3,097,191		3,097,191
<b>OTHER OBLIGATIONS</b>						
02 Travel		1,300,000		1,084,579		1,300,753
03 Transportation of things		6,500		6,500		7,531
04 Communication services		80,000		80,000		77,278
05 Rents and utility services		3,000		3,000		2,191
07 Other contractual services		121,000		128,000		125,622
08 Supplies and materials		7,800		7,800		7,238
09 Equipment		10,000		5,000		1,675
Total other obligations		1,537,300		1,314,879		1,522,288
Grand total obligations		4,642,000		4,410,410		4,619,479
Covered into Treasury as miscellaneous receipts, Public Law 529						+3,000
Excess of obligations over appropriation due to Public Law 106				-430,410		
Estimated savings, unobligated balance						22,461
Total estimate or appropriation		4,642,000		3,980,000		4,645,000

**Fees of Witnesses, Department of Justice—**

Fees of witnesses: For expenses, mileage, and per diems of witnesses and for per diems in lieu of subsistence, such payments to be made on the certification of the attorney for the United States and to be conclusive as provided by section 846, Revised Statutes (28 U. S. C. 577), \$700,000: *Provided*, That not to exceed \$25,000 of this amount shall be available for such compensation and expenses

of witnesses or informants as may be authorized or approved by the Attorney General, which approval shall be conclusive: *Provided further*, That no part of the sum herein appropriated shall be used to pay any witness more than one attendance fee for any one calendar day, which fee shall not exceed \$1.50 except in the District of Alaska: *Provided further*, That whenever an employee of the United States performs travel in order to appear as a witness on behalf of the United States in any case involving the activity in connection with which such person is employed, his travel expenses in connection therewith shall be payable from the appropriation otherwise available for the travel expenses of such employee. (28 U. S. C. 600-605; Act of May 21, 1945, Public Law 61.)

Estimate 1947, \$700,000                      Appropriated 1946, \$700,000

By objects	Obligations		
	Estimate, 1947	Estimate, 1946	Actual, 1945
07 Other contractual services	\$700,000	\$700,000	\$643,384
Estimated savings, unobligated balance			156,616
Total estimate or appropriation	700,000	700,000	800,000

**Pay and Expenses of Bailiffs, Department of Justice—**

Pay and expenses of bailiffs: For pay of bailiffs, not exceeding three bailiffs in each court, [except in the southern district of New York and the northern district of Illinois,] and meals and lodging for bailiffs or deputy marshals in attendance upon juries when ordered by the court, [\$185,000] \$250,000: *Provided*, [That, except in the case of bailiffs in charge of juries over Sundays and holidays, no per diem shall be paid to any bailiff unless the judge is present and presiding in court or present in chambers: *Provided further*,] That none of this appropriation shall be used for the pay of bailiffs when deputy marshals or marshals are available for the duties ordinarily executed by bailiffs, the fact of unavailability to be determined by the certificate of the marshal. (28 U. S. C. 9; Act of May 21, 1945, Public Law 61.)

Estimate 1947, \$250,000                      Appropriated 1946, \$185,000

By objects	Obligations		
	Estimate, 1947	Estimate, 1946	Actual, 1945
Per diem compensation, field	\$218,200	\$223,032	\$330,311
Overtime pay, field		58	49,603
01 Personal services (net)	248,200	223,090	379,914
<b>OTHER OBLIGATIONS</b>			
07 Other contractual services	1,800	1,800	1,761
Grand total obligations	250,000	224,890	381,675
Excess of obligations over appropriation due to Public Law 106		-39,890	
Estimated savings, unobligated balance			28,325
Total estimate or appropriation	250,000	185,000	410,000

**Foreign Service Pay Adjustment, Appreciation of Foreign Currencies (Justice)—**

By objects	Obligations		
	Estimate, 1947	Estimate, 1946	Actual, 1945
Received by transfer from appropriation under above title			-\$1,500
Estimated savings, unobligated balance			1,500
Total estimate or appropriation			

Total, legal activities and general administration, annual appropriations, general account:

Estimate 1947, \$21,253,650                      Appropriated 1946, \$20,137,610

**Trust account:**

**Fees and Other Collections, United States Marshals—**  
 Appropriated 1946, \$500,000  
 Revised 1946, \$0



**LEGAL ACTIVITIES AND GENERAL ADMINISTRATION—Con.  
Fees and Other Collections, United States Marshals—Continued**

By objects	Obligations		
	Estimate, 1947	Estimate, 1946	Actual, 1945
13 Refunds, awards, and indemnities.....			\$45, 180
Prior year funds available in 1945.....			-85, 827

By objects	Obligations		
	Estimate, 1947	Estimate, 1946	Actual, 1945
1945 funds available in 1946.....		-\$8, 413	+\$8, 413
Transferred to special deposits.....		+8, 413	
<b>Total estimate or appropriation.....</b>			<b>377, 766</b>

Statement of proposed expenditures for purchase, maintenance, repair, and operation of passenger-carrying vehicles for the fiscal year ending June 30, 1947

**LEGAL ACTIVITIES AND GENERAL ADMINISTRATION**

Appropriation	Vehicles (motor unless otherwise indicated) to be purchased		Old vehicles to be exchanged		Net cost of vehicles to be purchased	Old vehicles still to be used	Total maintenance, repair, and operation, all vehicles	Public purpose and users
	Number	Gross cost	Number	Allowance (estimated)				
Contingent expenses, Department of Justice.....	1	\$2, 500	1	\$1, 000	\$1, 500	4	\$2, 500	1 car for the use of the Attorney General and 4 cars for departmental use. Used by United States marshals and their deputies for transporting Federal prisoners.
Salaries and expenses of marshals, etc., Department of Justice.....	11	22, 000	11	2, 750	19, 250		3, 850	
<b>Total.....</b>	<b>12</b>	<b>24, 500</b>	<b>12</b>	<b>3, 750</b>	<b>20, 750</b>	<b>4</b>	<b>6, 350</b>	

**FEDERAL BUREAU OF INVESTIGATION**

**Salaries and Expenses, Federal Bureau of Investigation—**

Salaries and expenses, detection and prosecution of crimes: For the detection and prosecution of crimes against the United States; for the protection of the person of the President of the United States; the acquisition, collection, classification, and preservation of identification and other records and their exchange with the duly authorized officials of the Federal Government, of States, cities, and other institutions; for such other investigations regarding official matters under the control of the Department of Justice and the Department of State as may be directed by the Attorney General; personal services in the District of Columbia; purchase of not to exceed two hundred (for replacement only), and hire, maintenance, and operation of motor-propelled passenger-carrying vehicles; purchase at not to exceed \$7,000 of one, and maintenance and operation of not more than four armored automobiles; firearms and ammunition; stationery, supplies, floor coverings, equipment, and telegraph, teletype, and telephone service; not to exceed \$10,000 for taxicab hire to be used exclusively for the purposes set forth in this paragraph; traveling expenses, including the cost of a compartment or such other accommodations as may be authorized by the Director for security when authorized personnel are required to transport secret documents or hand baggage containing highly technical and valuable equipment, and including expenses, in an amount not to exceed \$1,500, of attendance at meetings concerned with the work of such Bureau when authorized in writing by the Attorney General; not to exceed \$1,500 for membership in the International Criminal Police Commission; payment of rewards when specifically authorized by the Attorney General for information leading to the apprehension of fugitives from justice; and not to exceed \$20,000, \$70,000 to meet unforeseen emergencies of a confidential character, to be expended under the direction of the Attorney General, who shall make a certificate of the amount of such expenditure as he may think it advisable not to specify, and every such certificate shall be deemed a sufficient voucher for the sum therein expressed to have been expended; \$7,900,000, \$28,600,000. (5 U. S. C. 300, 340; Act of May 21, 1945, Public Law 61.)

Estimate 1947, \$28,600,000

Appropriated 1946, \$7,900,000

By objects	Obligations		
	Estimate, 1947	Estimate, 1946	Actual, 1945
<b>PERSONAL SERVICES, DEPARTMENTAL</b>			
Clerical, administrative, and fiscal service: Grade 16. In excess of \$9,800:			
Director.....	1	\$10, 000	1 \$10, 000
Grade 15. Range \$8,750 to \$9,800:			
Assistant to the director.....	2	19, 338	2 19, 338
Grade 14. Range \$7,175 to \$8,225:			
Assistant director.....	6	47, 512	4.4 34, 842
Grade 13. Range \$6,230 to \$7,070:			
Inspector.....	6	40, 950	4.4 30, 030
Senior administrative officer.....	5	32, 830	6.1 36, 800
Grade 12. Range \$5,150 to \$6,020:			
Administrative officer.....	9	47, 040	6.7 36, 019

By objects	Obligations		
	Estimate, 1947	Estimate, 1946	Actual, 1945
<b>PERSONAL SERVICES, DEPARTMENTAL—CON.</b>			
Clerical, administrative, and fiscal service—Continued			
Grade 11. Range \$4,300 to \$5,180:			
Administrative officer.....	116	\$499, 240	16.9 \$72,996
Grade 10. Range \$3,970 to \$4,630:			
Junior administrative officer.....			0.9 3, 262
Grade 9. Range \$3,640 to \$4,300:			
Senior administrative assistant.....	16	58, 710	11.8 43, 299
Grade 8. Range \$3,310 to \$3,970:			
Grade 7. Range \$2,980 to \$3,640:			
Grade 6. Range \$2,650 to \$3,310:			
Grade 5. Range \$2,320 to \$2,980:			
Grade 4. Range \$2,100 to \$2,496:			
Grade 3. Range \$1,902 to \$2,298:			
Grade 2. Range \$1,704 to \$2,100:			
Professional service:			
Grade 6. Range \$6,230 to \$7,070:			
Principal scientist.....	2	12, 880	2 12, 880
Grade 5. Range \$5,180 to \$6,020:			
Senior scientist.....	12	62, 832	4 21, 025
Grade 4. Range \$4,300 to \$5,180:			
Scientist.....	12	51, 600	4 17, 316
Grade 3. Range \$3,640 to \$4,300:			
Associate scientist.....	18	66, 510	2 7, 400
Physical director.....	1	3, 750	1 3, 750
Grade 2. Range \$2,980 to \$3,640:			
Grade 1. Range \$2,320 to \$2,980:			
Subprofessional service:			
Grade 8. Range \$2,980 to \$3,640:			
Grade 7. Range \$2,650 to \$3,310:			
Grade 6. Range \$2,320 to \$2,980:			
Grade 5. Range \$2,100 to \$2,496:			
Grade 4. Range \$1,902 to \$2,298:			
Grade 3. Range \$1,704 to \$2,100:			
Crafts, protective, and custodial service:			
Grade 7. Range \$2,364 to \$2,870:			
Grade 6. Range \$2,166 to \$2,562:			
Grade 4. Range \$1,770 to \$2,166:			
Grade 3. Range \$1,572 to \$1,902:			
<b>Total permanent, departmental.....</b>	<b>2, 500</b>	<b>5, 612, 873</b>	<b>1, 302.8</b>
Overtime pay, departmental.....			2, 478, 147
Night-work differential, departmental.....			533, 815
<b>All personal services, departmental.....</b>	<b>2, 500</b>	<b>5, 624, 873</b>	<b>1, 302.8</b>
<b>PERSONAL SERVICES, FIELD</b>			
Clerical, administrative, and fiscal service:			
Grade 14. Range \$7,175 to \$8,225:			
Inspector.....	2	15, 925	2 15, 925
Special agent in charge.....	10	77, 000	10 77, 000
Assistant special agent in charge.....	1	7, 438	
Grade 13. Range \$6,230 to \$7,070:			
Special agent in charge.....	41	264, 513	32 206, 449
Special agent in charge (assistant).....	5	31, 990	2 12, 796
Special agent.....	14.1	88, 569	9 56, 534

By objects	Obligations		
	Estimate, 1947	Estimate, 1946	Actual, 1945
<b>PERSONAL SERVICES, FIELD—continued</b>			
Clerical, administrative, and fiscal service—Continued			
Grade 12. Range \$5,180 to \$6,020:			
Special agent in charge	46	46	48.8
Special agent in charge (assistant)	252,296	252,296	237,328
Special agent	1,078.3	519	530.5
	5,710,365	2,759,923	2,442,924
Grade 11. Range \$4,300 to \$5,180:			
Special agent in charge (assistant)	1	1	1.7
Special agent	4,529	4,520	7,097
	1,579.1	121	121
	6,827,166	557,924	465,032
Grade 10. Range \$3,970 to \$4,630:			
Special agent	202	38	38
Grade 9. Range \$3,640 to \$4,300:	809,191	151,807	134,373
Special agent	35.5		
	133,191		
Grade 8. Range \$3,310 to \$3,970:	3.2	3	3
Grade 7. Range \$2,980 to \$3,640:	11,032	10,342	8,761
Grade 6. Range \$2,650 to \$3,310:	19.7	2	2
Grade 5. Range \$2,320 to \$2,980:	48,100	5,370	5,268
	115.8	78.5	78.5
	295,072	192,571	164,280
Grade 4. Range \$2,100 to \$2,496:	622.3	179	179.1
	1,331,826	377,878	334,277
Grade 3. Range \$1,902 to \$2,298:	510.2	10	10
	1,039,556	19,927	16,515
Grade 2. Range \$1,704 to \$2,100:	111.1	9.8	6
	198,122	16,945	8,734
Professional service:			
Grade 3. Range \$3,640 to \$4,300:			
Associate scientist	22	1	
Grade 2. Range \$2,980 to \$3,640:	84,079		
Subprofessional service:	20.5	68,552	
Grade 5. Range \$2,100 to \$2,496:	9.5	20,896	
Grade 4. Range \$1,902 to \$2,298:	1	1,902	
Crafts, protective, and custodial service:			
Grade 5. Range \$1,968 to \$2,364:			0.7
Grade 4. Range \$1,770 to \$2,166:	2	3,606	1.5
Grade 3. Range \$1,572 to \$1,902:	6.3	10,404	2,265
Total permanent, field	4,476	1,066.3	1,081.8
	17,395,664	4,727,940	4,185,080
Temporary employment, field	24	24	8.5
Overtime pay, field	40,000	34,560	12,330
Night-work differential, field	64,630	108,777	590,092
Additional pay for foreign service, field	49,821		
All personal services, field	4,500	1,090.3	1,090.3
	17,550,115	4,871,277	4,787,502
01 Personal services (net)	7,000	2,393.1	2,393.1
	23,174,988	7,924,496	7,799,464
<b>OTHER OBLIGATIONS</b>			
02 Travel	2,104,500	518,050	518,050
03 Transportation of things	206,000	57,245	57,245
04 Communication services	777,000	190,000	185,770
05 Rents and utility services	552,800	132,000	132,000
07 Other contractual services	851,300	115,000	105,600
08 Supplies and materials	525,000	169,380	157,541
09 Equipment	408,322	42,768	30,700
Total other obligations	5,425,012	1,224,443	1,186,306
Grand total obligations	28,600,000	9,148,939	8,985,770
Excess of obligations over appropriation due to Public Law 106		-1,248,939	
Estimated savings, unobligated balance			14,230
Total estimate or appropriation	28,600,000	7,900,000	9,000,000
<b>BY PROJECTS OR FUNCTIONS</b>			
1. General administrative	\$2,824,421	\$1,387,894	\$1,415,258
2. Identification	4,236,632	2,008,192	2,037,074
3. Investigative	21,538,947	5,752,853	5,533,438
Grand total obligations	28,600,000	9,148,939	8,985,770
Adjustments (see objects schedule for detail)		-1,248,939	+14,230
Total estimate or appropriation	28,600,000	7,900,000	9,000,000

**Salaries and Expenses for Certain Emergencies, Federal Bureau of Investigation—**

Salaries and expenses for certain emergencies: For an additional amount for salaries and expenses, including the purposes and under the conditions specified in the preceding paragraph, \$100,000, to be held as a reserve for emergencies arising in connection with kidnaping, extortion, bank robbery, and to be released for expenditure in such amounts and at such times as the Attorney General may determine. (5 U. S. C. 300, 340; Act of May 21, 1945, Public Law 61.)

Estimate 1947, \$100,000

Appropriated 1946, \$100,000

By objects	Obligations		
	Estimate, 1947	Estimate, 1946	Actual, 1945
07 Other contractual services	\$100,000	\$100,000	
Estimated savings, unobligated balance			\$100,000
Total estimate or appropriation	100,000	100,000	100,000

**Salaries and Expenses, Federal Bureau of Investigation (National Defense)—**

[Salaries and expenses, detection and prosecution of crimes (emergency): For salaries and expenses, during the national emergency, in the detection and prosecution of crimes against the United States; for the protection of the person of the President of the United States; the acquisition, collection, classification, and preservation of identification and other records and their exchange with the duly authorized officials of the Federal Government, of States, cities, and other institutions; for such other investigations regarding official matters under the control of the Department of Justice and the Department of State as may be directed by the Attorney General; personal services in the District of Columbia; purchase of not to exceed two hundred (for replacement only), and hire, maintenance, and operation of motor-propelled passenger-carrying vehicles; firearms and ammunition; stationery, supplies, floor coverings, equipment, and telegraph, teletype, and telephone service; not to exceed \$3,000 for taxicab hire to be used exclusively for the purposes set forth in this paragraph; traveling expenses, including the cost of a compartment or such other accommodations as may be authorized by the Director for security when authorized personnel are required to transport secret documents or hand baggage containing highly technical and valuable equipment; payment of rewards when specifically authorized by the Attorney General for information leading to the apprehension of fugitives from justice; and including not to exceed \$150,000 to meet unforeseen emergencies of a confidential character, to be expended under the direction of the Attorney General, who shall make a certificate of the amount of such expenditure as he may think it advisable not to specify, and every such certificate shall be deemed a sufficient voucher for the sum therein expressed to have been expended, \$27,829,000.] (5 U. S. C. 300, 340; Act of May 21, 1945, Public Law 61.)

Appropriated 1946, \$27,829,000

By objects	Obligations		
	Estimate, 1947	Estimate, 1946	Actual, 1945
<b>PERSONAL SERVICES, DEPARTMENTAL</b>			
Clerical, administrative, and fiscal service:			
Grade 11. Range \$7,175 to \$8,225:			
Assistant director			1
Grade 13. Range \$6,230 to \$7,070:			
Senior administrative officer			2.7
Grade 12. Range \$5,180 to \$6,020:			
Administrative officer			3.3
Grade 11. Range \$4,300 to \$5,180:		69	12.8
Administrative officer		\$296,700	48,790
Grade 9. Range \$3,640 to \$4,300:			0.9
Senior administrative assistant			3.270
Grade 8. Range \$3,310 to \$3,970:			0.5
Grade 7. Range \$2,980 to \$3,640:			18.3
Grade 6. Range \$2,650 to \$3,310:		72.3	149.7
		191,960	344,335
Grade 5. Range \$2,320 to \$2,980:		37	25.9
Grade 4. Range \$2,100 to \$2,496:		242.6	52,884
		510,433	313.7
		510,433	565,679
Grade 3. Range \$1,902 to \$2,298:		899.2	1,215.5
		1,723,563	1,971,545
Grade 2. Range \$1,704 to \$2,100:		1,581.5	2,036.7
		2,695,123	2,938,076
Grade 1. Range \$1,506 to \$1,902:			0.4
Professional service:			
Grade 5. Range \$5,180 to \$6,020:			
Senior scientist		4.1	5.1
Grade 4. Range \$4,300 to \$5,180:			
Scientist		6.2	3.7
Grade 3. Range \$3,640 to \$4,300:			
Associate scientist		12.8	25.5
Grade 2. Range \$2,980 to \$3,640:		16.3	82,503
Grade 1. Range \$2,320 to \$2,980:		14.1	51,900
		33,855	47,400
Subprofessional service:			
Grade 5. Range \$2,100 to \$2,496:		21.7	24.5
Grade 4. Range \$1,902 to \$2,298:			44,225
Grade 3. Range \$1,704 to \$2,100:		4.4	4,795
Crafts, protective, and custodial service:			
Grade 3. Range \$1,572 to \$1,902:			2.4
			3,513
			7.3
			10,230
Total permanent, departmental		2,981.2	3,897.3
Overtime pay, departmental		5,737,330	6,298,699
		445,156	2,006,743
All personal services, departmental		2,981.2	3,897.3
		6,182,486	8,305,442

**FEDERAL BUREAU OF INVESTIGATION—Continued**  
**Salaries and Expenses, Federal Bureau of Investigation (National Defense)—Continued**

By objects	Obligations					
	Estimate, 1947		Estimate, 1946		Actual, 1945	
<b>PERSONAL SERVICES, FIELD</b>	Man-years	Total salary	Man-years	Total salary	Man-years	Total salary
Clerical, administrative, and fiscal service:						
Grade 14. Range \$7,175 to \$8,225:						
Assistant special agent in charge.....			1	\$7,438	1.2	\$8,375
Grade 13. Range \$6,230 to \$7,070:						
Special agent in charge.....			9	58,064	7.2	41,820
Special agent in charge (assistant).....			3	19,194	4.4	25,360
Special agent.....			6.7	42,086	7.7	43,507
Grade 12. Range \$5,180 to \$6,020:						
Special agent in charge.....					3.4	17,308
Special agent.....			548.2	2,907,551		516.7
Grade 11. Range \$4,300 to \$5,180:						
Special agent.....			1,708.9	7,349,720	1,621.1	6,230,273
Grade 10. Range \$3,970 to \$4,630:						
Special agent.....			286	1,142,547	1,015.5	3,590,947
Grade 9. Range \$3,640 to \$4,300:						
Special agent.....			50.7	186,522	152	488,899
Grade 8. Range \$3,310 to \$3,970:						
Special agent.....			0.5	1,724	20.1	58,705
Grade 7. Range \$2,980 to \$3,640:						
Special agent.....			19.9	60,966	13	30,370
Grade 6. Range \$2,650 to \$3,310:						
Special agent.....			17.3	46,450	13	30,370
Grade 5. Range \$2,320 to \$2,980:						
Special agent.....			50.4	123,637	71.7	150,050
Grade 4. Range \$2,100 to \$2,496:						
Special agent.....			563.1	1,188,732	716.5	1,338,038
Grade 3. Range \$1,902 to \$2,298:						
Special agent.....			604.7	1,204,989	709.7	1,172,061
Grade 2. Range \$1,704 to \$2,100:						
Special agent.....			113.8	196,769	177.3	258,076
Professional service:						
Grade 4. Range \$4,300 to \$5,180:						
Associate scientist.....					0.3	1,254
Grade 3. Range \$3,640 to \$4,300:						
Associate scientist.....			24.5	90,771	21	69,107
Subprofessional service:						
Grade 2. Range \$2,980 to \$3,640:						
Special agent.....			22.8	73,796	33.5	92,371
Grade 6. Range \$2,320 to \$2,980:					0.4	800
Special agent.....					5.2	9,376
Grade 5. Range \$2,100 to \$2,496:					1.8	2,965
Special agent.....			10.5	22,512	0.9	1,325
Grade 4. Range \$1,902 to \$2,298:						
Special agent.....			1	1,902		
Grade 3. Range \$1,704 to \$2,100:						
Special agent.....						
Crafts, protective, and custodial service:						
Grade 3. Range \$1,572 to \$1,902:						
Special agent.....			7	11,119	6.9	10,814
Total permanent, field.....			4,049	14,736,489	5,146.8	16,262,099
Temporary employment, field.....					3.2	5,440
Overtime pay, field.....						381,148
Night-work differential, field.....						64,630
Additional pay for foreign service, field.....						49,821
All personal services, field.....			4,052.2	15,237,628	5,155	19,199,272
01 Personal services (net).....			7,033.4	21,420,014	9,052.3	27,504,714

By objects	Obligations		
	Estimate, 1947	Estimate, 1946	Actual, 1945
<b>OTHER OBLIGATIONS</b>			
02 Travel.....		\$1,930,070	\$2,276,670
03 Transportation of things.....		177,212	281,473
04 Communication services.....		629,485	939,865
05 Rents and utility services.....		452,296	447,563
07 Other contractual services.....		694,936	956,318
08 Supplies and materials.....		538,516	806,119
09 Equipment.....		746,472	841,050
Total other obligations.....		5,168,986	6,549,058
Grand total obligations.....		26,589,000	34,053,772
Estimated savings, unobligated balance.....		1,240,000	6,696,228
Total estimate or appropriation.....		27,829,000	40,750,000
<b>BY PROJECTS OR FUNCTIONS</b>			
1. General administrative.....		\$3,111,193	\$3,798,765
2. Identification.....		4,740,438	6,546,265
3. Investigative.....		18,737,369	23,708,742
Grand total obligations.....		26,589,000	34,053,772
Adjustments (see objects schedule for detail).....		+1,240,000	+6,696,228
Total estimate or appropriation.....		27,829,000	40,750,000

None of the funds appropriated for the Federal Bureau of Investigation shall be used to pay the compensation of any civil-service employee. (Act of May 21, 1945, Public Law 61.)

**Emergency Fund for the President, National Defense (Allotment to Justice, Federal Bureau of Investigation)—**

By objects	Obligations		
	Estimate, 1947	Estimate, 1946	Actual, 1945
Unvouchered.....		\$2,921,357	\$2,950,000
Received by transfer from "Emergency fund for the President, national defense".....		-2,771,357	-1,175,000
Prior year balance available in 1945.....			-1,925,000
1945 balance available in 1946.....		-150,000	+150,000
Total estimate or appropriation.....			

Total, Federal Bureau of Investigation, annual appropriations, general account:

Estimate 1947, \$28,700,000      Appropriated 1946, \$35,829,000

Statement of proposed expenditures for purchase, maintenance, repair, and operation of passenger-carrying vehicles for the fiscal year ending June 30, 1947

**FEDERAL BUREAU OF INVESTIGATION**

Appropriation	Vehicles (motor unless otherwise indicated) to be purchased		Old vehicles to be exchanged		Net cost of vehicles to be purchased	Old vehicles still to be used	Total maintenance, repair, and operation, all vehicles	Public purpose and users
	Number	Gross cost	Number	Allowance (estimated)				
Salaries and expenses, Federal Bureau of Investigation.....	200	201,000	200	\$100,000	\$101,000	1,900	\$1,041,486	Cars to be used by special agents engaged in field work throughout the United States. Cars to be used for experimental purposes and in connection with bank robbery and other investigative matters under jurisdiction of the Federal Bureau of Investigation.
Do.....	1	7,000	1	(0)	7,000	3	3,700	
Total.....	201	208,000	201	100,000	108,000	1,903	1,045,186	

<sup>1</sup> From past experience allowance will be negligible.

**IMMIGRATION AND NATURALIZATION SERVICE**

**Salaries and Expenses, Immigration and Naturalization Service—**

Salaries and expenses, Immigration and Naturalization Service: For all expenses, not otherwise provided for, necessary for the administration and enforcement of the laws relating to immigration, naturalization, and alien registration; including personal services in the District of Columbia; care, detention, maintenance, transportation, and other expenses incident to the deportation, removal, and

exclusion of aliens in the United States and to, through, or in foreign countries; payment of rewards for information leading to the apprehension or conviction of violators of the immigration laws; stationery, supplies, floor coverings, equipment, and telegraph, teletype, and telephone services; traveling expenses, including not to exceed \$5,000 for attendance at meetings concerned with the purposes of this appropriation; purchase for replacement only (not to exceed [one hundred and fifty] three hundred), hire, maintenance and operation of motor-propelled passenger-carrying vehicles; [purchase

(not to exceed one), maintenance and operation of aircraft; firearms and ammunition; lawbooks, citizenship textbooks, for free distribution, books of reference, and periodicals, including the exchange thereof; refunds of head tax, maintenance bills, immigration fines, and other items properly returnable, except deposits of aliens who become public charges and deposits to secure payment of fines and passage money; mileage and fees of witnesses subpoenaed on behalf of the United States; stenographic reporting services by contract; and operation, maintenance, remodeling, and repair of buildings and the purchase of equipment incident thereto; \$21,300,000] \$25,035,000: Provided, That the Attorney General may transfer to, or reimburse, any other department, agency, or office of Federal, State, or local governments, funds in such amounts as may be necessary for salaries and expenses incurred by them in rendering authorized assistance to the Department of Justice in connection with the administration and enforcement of said laws: *Provided further*, That this appropriation shall be available without regard to section 3709 of the Revised Statutes or section 322 of the Act of June 30, 1932 (40 U. S. C. 278a), when authorized or approved by the Attorney General, for the acquisition of or alterations, improvements, and repairs to premises; for detention of alien enemies, including the construction of temporary buildings, and for all necessary expenses, including household equipment, incident to the maintenance, care, detention, surveillance, parole, and transportation of alien enemies and their wives and dependent children, including transportation and other expenses in the return of such persons to place of bona fide residence or to such other place as may be authorized by the Attorney General, advance of cash to aliens for meals and lodging while en route, and for the payment of wages to alien enemy detainees for work performed under conditions prescribed by the Geneva Convention: *Provided further*, That the Commissioner of Immigration and Naturalization may contract with officers and employees for the use, on official business, of privately owned horses: *Provided further*, That provisions of law prohibiting or restricting the employment of aliens in the Government service shall not apply to the employment of interpreters in the Immigration and Naturalization Service (not to exceed ten permanent and such temporary employees as are required from time to time) where competent citizen interpreters are not available. (5 U. S. C. 133x; 8 U. S. C. 100-416, 451-460; Act of May 21, 1945, Public Law 61; Act of Dec. 28, 1945, Public Law 269.)

Annual appropriation, general account:

Estimate 1947, \$25,035,000      Appropriated 1946, \$22,472,400

• Includes \$1,172,400 appropriated in the First Deficiency Appropriation Act, 1946.

By objects	Obligations		
	Estimate, 1947	Estimate, 1946	Actual, 1945
<b>PERSONAL SERVICES, DEPARTMENTAL</b>			
Clerical, administrative, and fiscal service:	Man- years	Total salary	Man- years
Grade 16. In excess of \$9,800:			Total salary
Commissioner.....	1	\$10,000	0.7
Grade 15. Range \$8,750 to \$9,800:			Man- Total
Commissioner.....			years salary
Deputy commissioner in charge of operations.....	1	8,750	1
Grade 14. Range \$7,175 to \$8,225:			Man- Total
Executive assistant to commissioner.....			years salary
Special assistant to commissioner.....	1	8,225	1
Director of administrative services.....	1	7,438	1
Assistant commissioner for alien control.....	1	7,700	1
Assistant commissioner for inspections.....			0.7
Chief, alien registration division.....			0.7
Grade 13. Range \$6,230 to \$7,070:			Man- Total
Administrative assistant to commissioner.....			years salary
Director of personnel.....	1	7,070	1
Operations adviser.....	4	25,970	4
Chief of section.....	8	51,730	8
Administrative assistant to director of administrative services.....	1	6,860	1
Grade 12. Range \$5,180 to \$6,020:			Man- Total
Special assistant to the commissioner.....			years salary
Unit supervisor.....	5	27,160	4
Chief of section.....	1	5,390	1
Administrative analyst.....	2	10,570	1.9
Assistant chief of section.....	1	5,390	1
Chairman, interdepartmental committee.....			1
Member, interdepartmental committee.....			1
Assistant chief of division.....			0.8
Grade 11. Range \$4,300 to \$5,180:			Man- Total
Coordinator, alien seamen program.....			years salary
Chief of section.....	3	13,560	3
Senior research analyst.....	2	8,820	2
Unit supervisor.....	5	22,820	5
Administrative analyst.....	5	22,820	5
Classification officer.....	1	4,520	1
Alien parole officer.....			1
Adjudications examiner.....	1	4,900	3

By objects	Obligations		
	Estimate, 1947	Estimate, 1946	Actual, 1945
<b>PERSONAL SERVICES, DEPARTMENTAL—con.</b>			
Clerical, administrative, and fiscal service—Continued	Man- years	Total salary	Man- years
Grade 11. Range \$4,300 to \$5,180—Con.			Total salary
Special inspector.....			1.3
Fiscal examiner.....	1	\$4,300	0.5
Administrative assistant.....			0.8
Grade 10. Range \$3,970 to \$4,630:			Man- Total
Chief steward.....			years salary
Assistant chief of section.....	1	4,520	1
Unit supervisor.....	2	7,940	1
Grade 9. Range \$3,640 to \$4,300:			Man- Total
Personnel assistant.....			years salary
Classification analyst.....	2	7,720	2
Unit supervisor.....	1	4,150	1
Research analyst.....	3	11,580	5
Chief of section.....	3	12,020	3
Budget analyst.....	1	3,860	1
Administrative analyst.....			0.8
Fiscal examiner.....	1	3,640	1
Adjudications examiner.....	16.1	61,740	31.9
Editor.....	1	3,750	1
Deportation officer.....	1	3,640	0.9
Assistant chief of section.....			0.1
Records retirement officer.....	4	14,450	4
Grade 8. Range \$3,310 to \$3,970.....			5.5
Grade 7. Range \$2,980 to \$3,640.....	36.1	112,795	34.2
Grade 6. Range \$2,650 to \$3,310.....	7	19,580	6.6
Grade 5. Range \$2,320 to \$2,980.....	44.6	113,094	45.6
Grade 4. Range \$2,100 to \$2,496.....	150.1	282,134	136.7
Grade 3. Range \$1,902 to \$2,298.....	215.6	423,550	205.2
Grade 2. Range \$1,704 to \$2,100.....	285	513,350	289.6
Grade 1. Range \$1,506 to \$1,902.....	8.5	14,550	11.9
Professional service:			Man- Total
Grade 8. Range \$8,750 to \$9,800:			years salary
Chief, adjudications division.....	1	8,750	1
Grade 7. Range \$7,175 to \$8,225:			Man- Total
Chief, adjudications division.....			years salary
General counsel.....	1	7,700	1
Director, research and educational services.....	1	7,438	1
Executive assistant to the commissioner.....	1	7,175	0.7
Grade 6. Range \$6,230 to \$7,070:			Man- Total
Attorney.....			years salary
Chief of section.....	1	6,230	1
Supervising engineer.....	1	6,440	1
Chief examiner.....	1	6,440	1
Assistant to the commissioner.....	1	6,230	1
Grade 5. Range \$5,180 to \$6,020:			Man- Total
Attorney.....			years salary
Unit supervisor.....	3	15,960	3
Adjudications examiner.....	4	21,350	3.7
Educational specialist.....	1	5,180	1
Grade 4. Range \$4,300 to \$5,180:			Man- Total
Attorney.....			years salary
Educational specialist.....	2	8,820	3
Chief of section.....			0.5
Adjudications examiner.....	27.5	119,605	15.1
Radio engineer.....	1	4,520	1
Grade 3. Range \$3,640 to \$4,300:			Man- Total
Attorney.....			years salary
Statistical analyst.....	1	3,860	1
Radio engineer.....	1	3,750	1
Adjudications examiner.....	4	15,110	1.8
Unit supervisor.....			0.5
Grade 2. Range \$2,980 to \$3,640.....			1.5
Grade 1. Range \$2,320 to \$2,980.....	2	6,290	1.8
Subprofessional service:			Man- Total
Grade 5. Range \$2,980 to \$3,640.....			years salary
Grade 6. Range \$2,320 to \$2,980.....	1	2,430	1
Grade 5. Range \$2,100 to \$2,496.....	1	2,166	1
Grade 4. Range \$1,902 to \$2,298.....	1	1,902	1
Crafts, protective, and custodial service:			Man- Total
Grade 6. Range \$2,166 to \$2,562.....			years salary
Grade 4. Range \$1,570 to \$2,166.....	1	1,836	1
Grade 3. Range \$1,572 to \$1,902.....	6	10,422	6
Grade 2. Range \$1,410 to \$1,770.....	21.9	32,951	22.8
Unclassified.....			2.3
Total permanent, departmental.....	908.4	2,251,179	907.2
Temporary employment, departmental.....	6.9	11,780	6.9
Overtime pay, departmental.....			42,000
Night-work differential, departmental.....			1,000
All personal services, departmental.....	915.3	2,263,959	914.1
<b>PERSONAL SERVICES, FIELD</b>			
Clerical, administrative, and fiscal service:			Man- Total
Grade 14. Range \$7,175 to \$8,225:			years salary
District director.....	12	89,774	12
Grade 13. Range \$6,230 to \$7,070:			Man- Total
District director.....			years salary
Office in charge.....	4	26,390	4
Chief of section.....	2	13,300	2
District operations officer.....	13	84,140	13
District administrative services officer.....	1	6,230	1
Chief, citizenship education program.....			1

IMMIGRATION AND NATURALIZATION SERVICE—Con.

Salaries and Expenses, Immigration and Naturalization Service—Continued

By objects	Obligations					
	Estimate, 1947		Estimate, 1946		Actual, 1945	
<b>PERSONAL SERVICES, FIELD—continued</b>						
Clerical, administrative, and fiscal service—Continued	Man-years	Total salary	Man-years	Total salary	Man-years	Total salary
Grade 12. Range \$5,180 to \$6,020:						
Officer in charge.....	14	\$78,400	15.7	\$86,441	18.4	\$87,521
District personnel officer.....	1	5,390	1	5,285	1	4,600
District operations officer.....	3	17,010	3	16,836	3	14,600
Camp operations officer.....			1	5,338	1	4,650
District administrative services and personnel officer.....	1	5,180	1	5,180		
Chief of section.....	20.9	114,846	20.9	113,132	21.5	100,627
Assistant officer in charge.....					0.3	1,342
Special assistant to commissioner.....					0.3	1,667
Grade 11. Range \$4,300 to \$5,180:						
Investigator.....	18.1	83,495	18.1	83,188	25.1	98,358
Officer in charge.....	25.6	119,475	26.6	121,742	28.7	113,527
Assistant officer in charge.....		9,040		8,748		8,221
District personnel officer.....	3	13,340	3	13,340	3	12,227
Chief of section.....	33.2	152,554	34.2	154,364	31.6	123,857
District administrative services and personnel officer.....	8	36,600	8	36,269	7.3	28,331
Chief internal security officer.....					1	3,800
Patrol inspector.....	15	69,340	11.9	55,101	13	51,617
Director of training school.....	1	4,300	0.8	3,440	0.1	401
District administrative services officer.....	3	14,000	3	13,688	3.8	14,250
Assistant to operations officer.....	1	4,300	1	4,300	1	3,800
Unit supervisor.....					0.6	2,233
Grade 10. Range \$3,970 to \$4,630:						
Officer in charge.....	50.4	213,142	50.4	212,335	57.1	207,924
Chief of section.....	12.3	51,328	12.3	50,897	7.7	27,975
Unit supervisor.....	5	20,840	5.9	24,275	1.6	5,462
Assistant officer in charge.....	8.5	34,995	8.5	34,578	13.8	48,821
Assistant operations officer.....	1	4,190	1	4,190	1	3,600
Patrol inspector.....	7	31,640	7	31,448	7.4	28,583
Personnel assistant.....	1	4,080	1	4,080		
Assistant to chief of section.....	1	4,190	1	4,190		
Alien seamen control officer.....	1	4,050	1	4,034	0.6	2,042
Grade 9. Range \$3,640 to \$4,300:						
Surveillance officer.....			3	11,470	4.1	13,255
Assistant officer in charge.....	1	3,640	1	3,640	1.4	4,813
District administrative services and personnel officer.....	3	11,360	3	11,278	3.3	10,433
Parole officer.....	9.5	35,834	10.5	39,180	6.9	22,148
Personnel assistant.....	3	11,140	3	11,140	0.9	2,720
Investigator.....	75	294,900	75	294,000	110.2	364,031
Hearing examiner.....	26.6	101,825	26.6	101,559	27.7	90,641
Chief internal security officer.....			2	7,610	3	9,807
Procurement officer.....			1	3,750	1	3,200
Patrol inspector.....	14	52,940	13.1	49,408	13.2	42,675
Camp liaison officer.....			1	3,805	0.8	2,441
Chief of section.....	8	30,660	10	37,731	7.2	23,926
Officer in charge.....	35.2	137,421	36	139,365	43.7	145,607
Unit supervisor.....					2	6,800
Supply officer.....			2.8	9,620	4.8	15,438
Superintendent of plant maintenance.....			2.7	10,279	3.9	12,749
Chief clerk.....					0.7	2,325
Instructor.....	4	14,560	3.6	13,104		
Detention and deportation officer.....			1	3,668	0.3	800
Chief interne relations officer.....			0.9	3,276		
Alien seamen control officer.....	1	3,640	1	3,640		
Grade 8. Range \$3,310 to \$3,970:	675.7	1,945,321	547.7	1,851,759	212.1	620,851
Grade 7. Range \$2,980 to \$3,640:	1,300.5	3,933,088	808.7	2,461,572	703.4	1,847,137
Grade 6. Range \$2,650 to \$3,310:	145.7	391,748	302.2	842,840	395.6	911,278
Grade 5. Range \$2,320 to \$2,980:	95.2	232,283	111	259,604	128.9	264,885
Grade 4. Range \$2,100 to \$2,496:	662.1	1,435,529	662.1	1,430,708	672.5	1,228,062
Grade 3. Range \$1,902 to \$2,298:	786.5	1,519,128	803.8	1,562,388	846.7	1,385,731
Grade 2. Range \$1,704 to \$2,100:	287.2	511,523	293.3	524,258	392.7	566,698
Grade 1. Range \$1,506 to \$1,902:	3	4,980	3	5,037	3.3	4,401
<b>Professional service:</b>						
Grade 5. Range \$5,180 to \$6,020:						
Chief of section.....	2	10,780	2	10,780	1	4,850
Grade 4. Range \$4,300 to \$5,180:						
Attorney.....	1	4,300	1	4,300	0.3	950
District educational services officer.....	8	36,380	7.8	35,022	5.2	20,316
Chief of section.....	21.8	99,997	21.8	97,773	24.4	94,508
Unit supervisor.....	3	13,560	3	13,138	3.5	13,142
Assistant to chief of section.....	9.5	43,776	9.5	43,073	9.8	38,058
Camp counselor.....					0.2	612
Grade 3. Range \$3,640 to \$4,300:						
Naturalization examiner.....	200	763,400	200	762,000	237.5	771,252
Unit supervisor.....	2	7,500	2	7,436	4	13,653
Anteogo pilot.....	3	11,140	1.2	4,551	1	3,300
Supervisor of education.....			1	3,805	1	3,255
Attorney.....	2	7,390	1.8	6,561	0.1	267

By objects	Obligations		
	Estimate, 1947	Estimate, 1946	Actual, 1945
<b>PERSONAL SERVICES, FIELD—continued</b>			
Professional service—Continued	Man-years	Total salary	Man-years
Grade 2. Range \$2,980 to \$3,640.....	38	\$124,526	39.8
Grade 1. Range \$2,320 to \$2,980.....			14
Subprofessional service:			
Grade 8. Range \$2,980 to \$3,640.....	8	24,500	6.8
Grade 7. Range \$2,650 to \$3,310.....	1	2,760	1.8
Grade 6. Range \$2,320 to \$2,980.....			1
Grade 5. Range \$2,100 to \$2,496.....	1	2,232	1
Crafts, protective, and custodial service:			
Grade 10. Range \$2,980 to \$3,640.....	10.4	31,800	12.9
Grade 9. Range \$2,650 to \$3,310.....	9.5	27,370	13.5
Grade 8. Range \$2,540 to \$3,200.....	24.4	65,450	27.9
Grade 7. Range \$2,360 to \$2,870.....	52.4	125,885	66.6
Grade 6. Range \$2,166 to \$2,562.....	320.2	710,207	504.8
Grade 5. Range \$1,968 to \$2,364.....	37.1	77,348	42.5
Grade 4. Range \$1,770 to \$2,166.....	116.9	216,342	120
Grade 3. Range \$1,572 to \$1,902.....	21.1	35,151	36.7
Grade 2. Range \$1,440 to \$1,770.....	31.4	47,592	31.6
Grade 1. Range \$864 to \$1,152.....			
Graded by act of May 29, 1928:			
Immigrant inspector:			
Grade 5.....	664	2,270,880	471.8
Grade 4.....	185.9	576,742	162
Grade 3.....	101.7	291,879	127
Grade 2.....	39.7	105,205	57
Grade 1.....	35.6	86,508	52.1
Unclassified.....			
Total permanent, field.....	6,255.8	17,807,739	6,044.9
Temporary employment, field.....	17	31,331	16
Part-time employment, field.....	2.6	3,489	2.6
\$1-per-year employment, field.....	1	1	1
Overtime pay, field.....			190,000
Night-work differential, field.....			32,100
Additional pay for foreign service, field.....			
All personal services, field.....	6,277.4	18,064,660	6,076.9
Total, departmental and field.....	7,192.7	20,328,619	6,991
Deduct quarters and subsistence furnished.....		10,000	
Total cash paid, salaries and wages.....	20,318,619	19,891,859	20,960,716
Add extra compensation for overtime services, act Mar. 2, 1931.....	300,000	300,000	200,000
01 Personal services (net).....	7,192.7	20,618,619	6,991
<b>OTHER OBLIGATIONS</b>			
02 Travel.....	2,013,150	2,048,050	1,268,030
03 Transportation of things.....	63,400	129,305	174,106
04 Communication services.....	189,600	197,245	198,282
05 Rents and utility services.....	626,700	694,352	786,753
07 Other contractual services.....	726,582	1,046,234	1,482,924
08 Supplies and materials.....	662,800	1,646,789	2,582,579
09 Equipment.....	449,350	307,667	279,932
11 Grants, subsidies, and contributions.....	134	1,694	5,268
13 Refunds, awards, and indemnities.....	174,400	274,400	56,298
Total other obligations.....	4,906,116	6,345,736	6,834,172
Grand total obligations.....	25,524,735	26,537,595	27,994,888
Reimbursements for services performed.....	-489,735	-629,735	-568,904
Transferred to "Salaries and expenses, Immigration and Naturalization Service (transfer to Federal Security Agency, Public Health Service)".....			+51,000
Net total obligations.....	25,035,000	25,907,860	27,476,984
Excess of obligations over appropriation due to Public Law 106.....		-3,435,460	
Estimated savings, unobligated balance.....			823,016
Total estimate or appropriation.....	25,035,000	22,472,400	28,300,000
<b>BY PROJECTS OR FUNCTIONS</b>			
1. Central office.....	\$2,389,659	2,405,405	\$2,650,746
2. Immigration and naturalization, field.....	17,480,495	16,202,280	15,977,770
3. Border patrol.....	5,483,849	4,171,984	4,275,364
4. Alien enemy detention.....		3,707,926	4,937,164
5. Immigration stations.....	170,732	50,000	153,844
Grand total obligations.....	25,524,735	26,537,595	27,994,888
Adjustments (see objects schedule for detail).....	-489,735	-4,065,195	+305,112
Total estimate or appropriation.....	25,035,000	22,472,400	28,300,000

Trust accounts:

Disposition of Deposits of Aliens Who Become Public Charges—

Represents proceeds from redemption of United States bonds deposited as collateral in connection with public-charge bonds filed by aliens and later declared breached by the Attorney General and the penalty forfeited. These funds are available for payment to State or municipal agencies for expenses incurred in caring for aliens who become public charges. (S U. S. C. 155.)

Estimate 1947, \$10,000                      Appropriated 1946, \$10,000

By objects	Obligations		
	Estimate, 1947	Estimate, 1946	Actual, 1945
13 Refunds, awards, and indemnities....	\$6,000	\$6,000	\$1,307
Prior year funds available in 1945.....			-9,494
1945 funds available in 1946.....		-12,695	+12,695
1946 funds available in 1947.....	-16,695	+16,695	
1947 funds available in 1948.....	+20,695		
Total estimate or appropriation.....	10,000	10,000	4,605

Return of Deposits To Secure Payment of Fines and Passage Money, Immigration and Naturalization Service—

Amounts collected from transportation companies, owners and masters of vessels and agents to cover fines that may be imposed for unlawful entry of aliens and to secure the return of passage money (including head tax if paid by the alien as part of passage money) are deposited in the trust receipt account "Deposits to Secure Payment of Fines and Passage Money, Immigration and Naturalization Service." The portion of receipts representing fines,

penalties, etc., is transferred monthly to miscellaneous-receipt account "Immigration Fines and Penalties." Such amounts as are required to make refunds to transportation companies and others in cases where no fine is imposed, and for payment to aliens of amounts due them are established from time to time in the appropriation account. (31 U. S. C. 725r.)

By objects	Obligations		
	Estimate, 1947	Estimate, 1946	Actual, 1945
13 Refunds, awards, and indemnities....	\$10,000	\$10,265	
Prior year funds available in 1945.....			-328,265
1945 funds available in 1946.....		-28,265	+28,265
1946 funds available in 1947.....	-18,000	+18,000	
1947 funds available in 1948.....	+8,000		
Total estimate or appropriation.....			

Unearned Naturalization Fees, Department of Justice—

By objects	Obligations		
	Estimate, 1947	Estimate, 1946	Actual, 1945
13 Refunds, awards, and indemnities....			\$13,839
Prior year funds available in 1945.....			-93
1945 funds available in 1946.....		-4,175	+4,175
Covered into Treasury.....		+4,175	
Total estimate or appropriation.....			17,921

Statement of proposed expenditures for purchase, maintenance, repair, and operation of passenger-carrying vehicles for the fiscal year ending June 30, 1947

IMMIGRATION AND NATURALIZATION SERVICE

Appropriation	Vehicles (motor unless otherwise indicated) to be purchased		Old vehicles to be exchanged		Net cost of vehicles to be purchased	Old vehicles still to be used	Total maintenance, repair, and operation, all vehicles	Public purpose and users
	Number	Gross cost	Number	Allowance (estimated)				
Salaries and expenses, Immigration and Naturalization Service.	300	\$315,000	300	\$90,000	\$225,000	638	\$180,000	Cars for use by border patrol officers on the Canadian and Mexican borders in pursuing law violators and transporting Federal prisoners; by immigration inspectors and other officers for investigations in connection with deportation and naturalization work and for transporting deportees.

FEDERAL PRISON SYSTEM

Salaries and Expenses, Bureau of Prisons—

Salaries and expenses, Bureau of Prisons: For salaries and travel expenses in the District of Columbia and elsewhere in connection with the supervision of the maintenance and care of United States prisoners, [\$365,000] \$400,000: Provided, That not to exceed \$3,500 of this amount shall be available for expenses of attendance at meetings concerned with the work of the Bureau of Prisons when incurred on the written authorization of the Attorney General. (18 U. S. C. 763; Act of May 21, 1945, Public Law 61.)

Estimate 1947, \$400,000                      Appropriated 1946, \$365,000

\* Excludes \$48,506 transferred to "Salaries, Office of Attorney General, etc." and \$10,000 transferred to "Traveling expenses, Department of Justice." For comparative purposes the amounts provided for 1945 and 1946 are shown in the schedule as transfers.

By objects	Obligations					
	Estimate, 1947		Estimate, 1946		Actual, 1945	
<b>PERSONAL SERVICES, DEPARTMENTAL</b>	Man-years	Total salary	Man-years	Total salary	Man-years	Total salary
Clerical, administrative, and fiscal service: Grade 16. In excess of \$9,500:						
Director.....	1	\$10,000	1	\$10,000	1	\$10,000
Grade 14. Range \$7,175 to \$8,225:						
Assistant director.....	2	15,707	2	15,575	2	14,000
Grade 13. Range \$6,230 to \$7,070:						
Associate assistant director.....	1	6,440	1	6,265	1	5,481
Jail inspector.....					0.8	4,571
Grade 12. Range \$5,180 to \$6,020:						
Construction inspector.....	1	5,863	1	5,768	1	5,000
Mechanical inspector.....	1	5,863	1	5,758	1	5,000
Farm inspector.....	1	5,863	1	5,758	1	5,000
Executive assistant to director.....	1	5,863	1	5,758	1	6,000
Supervisor of parole.....	1	5,705	1	5,600	1	4,800
Senior administrative officer.....	1	5,590	1	5,215	1	4,600
Jail inspector.....	2	11,200	2	10,690	2	9,400

By objects	Obligations					
	Estimate, 1947		Estimate, 1946		Actual, 1945	
<b>PERSONAL SERVICES, DEPARTMENTAL—CON.</b>	Man-years	Total salary	Man-years	Total salary	Man-years	Total salary
Clerical, administrative, and fiscal service—Continued						
Grade 11. Range \$4,300 to \$5,180:						
Supervisor of field accounts.....	1	\$4,520	1	\$4,337	1	\$3,800
Supervisor of training.....	1	4,685	1	4,520	1	3,850
Chief, purchasing unit.....	1	4,528	1	4,428	1.1	3,990
Assistant chief, purchasing unit.....	1	4,557	1	4,447	0.3	1,267
Jail inspector.....	1	4,740	1	4,575	1	3,950
Grade 9. Range \$3,640 to \$4,300:						
Chief, personnel section.....	1	4,300	1	4,360	1	3,775
Jail inspector.....	6	18,585	2	7,555	1.7	5,817
Chief of placement.....	1	3,860	1	3,750	1	3,200
Assistant supervisor, parole.....	1	3,860	1	3,750	1	3,200
Supervising assistant to statistician.....	1	3,860	1	3,750	0.8	2,551
Construction inspector.....	2	7,280				
Grade 8. Range \$3,310 to \$3,970:						
Construction engineer.....	1	3,750	1	3,723	1.8	5,842
Grade 7. Range \$2,980 to \$3,640:						
Assistant supervisor, parole.....	5	15,414	3	9,124	1.9	4,928
Grade 6. Range \$2,650 to \$3,310:						
Supervisor of education.....	7	20,787	7	20,246	5.9	14,933
Grade 5. Range \$2,320 to \$2,980:						
Supervisor of education.....	8	20,383	8	19,926	8.4	17,592
Grade 4. Range \$2,100 to \$2,496:						
Supervisor of education.....	24.1	53,498	22	48,714	21.7	39,789
Grade 3. Range \$1,902 to \$2,298:						
Supervisor of education.....	20	39,551	19	37,090	16.8	27,565
Grade 2. Range \$1,704 to \$2,100:						
Supervisor of education.....	3.8	7,020	3.8	7,020	4.1	6,285
Professional service:						
Grade 6. Range \$6,230 to \$7,070:						
Construction engineer.....	1	6,913	1	6,808	1	6,000
Grade 5. Range \$5,180 to \$6,020:						
Criminologist.....	1	5,390	1	5,233	0.8	3,667
Supervisor of education.....	1	5,180				
Grade 4. Range \$4,300 to \$5,180:						
Supervisor, juvenile section.....	1	4,630	1	4,529	1	3,800
Assistant supervisor of classification.....	1	4,300	1	4,300	0.2	771
Assistant mechanical inspector.....	2	9,608	2	9,370	1.4	6,089
Research and statistical assistant.....	1	4,300				
Grade 3. Range \$3,640 to \$4,300:						
Construction inspector.....	2	7,711	2	7,491	1.9	6,042
Supervisor of social service.....	1	3,640				



FEDERAL PRISON SYSTEM—Continued  
Salaries and Expenses, Bureau of Prisons—Continued

By objects	Obligations					
	Estimate, 1947		Estimate, 1946		Actual, 1945	
<b>PERSONAL SERVICES, DEPARTMENTAL—CON.</b>						
Crafts, protective, and custodial service:	Man- years	Total salary	Man- years	Total salary	Man- years	Total salary
Grade 3. Range \$1,572 to \$1,902.....	4	\$6,486	4	\$6,288	1.3	\$1,731
Grade 2. Range \$1,440 to \$1,770.....	1	1,440	1	1,440		
Total permanent, departmental.....	112.9	362,680	99.8	313,382	90.9	253,286
Temporary employment, departmental.....	0.3	1,160	0.3	1,160	0.3	547
Part-time employment, departmental.....	0.7	1,160	0.7	1,160	1.5	2,138
Overtime pay, departmental.....				4,997		44,247
01 Personal services (net).....	113.9	365,000	100.8	320,639	92.7	300,218
<b>OTHER OBLIGATIONS</b>						
02 Travel.....		35,000		35,000		29,349
Grand total obligations.....		400,000		355,639		329,567
Transferred to—						
“Traveling expenses, Department of Justice”.....			+10,000		+9,413	
“Salaries, Office of Attorney General, etc.”.....			+48,201		+46,773	
Net total obligations.....		400,000		413,900		385,753
Excess of obligations over appropriation due to Public Law 106.....			-48,900			
Estimated savings, unobligated balance.....						14,247
Total estimate or appropriation.....		400,000		365,000		400,000

Salaries and Expenses, Penal and Correctional Institutions—

Salaries and expenses, penal and correctional institutions: For salaries and expenses for the support of prisoners, and the maintenance and operation of Federal penal and correctional institutions and the construction of buildings at prison camps; expenses of internment or transporting remains of deceased inmates to their relatives or friends in the United States; expenses of transporting persons released from custody of the United States to place of conviction or arrest or place of bona fide residence within the United States or to such place within the United States as may be authorized by the Attorney General, and the furnishing of suitable clothing and, in the discretion of the Attorney General, an amount of money not to exceed \$30, regardless of length of sentence; purchase of not to exceed [fourteen] thirty passenger-carrying automobiles; purchase of one bus at not to exceed [\$20,000] \$2,000; maintenance and repair of passenger-carrying automobiles; not to exceed \$10,000 for expenses of attendance at meetings concerned with the work of the Federal Prison System when authorized in writing by the Attorney General; traveling expenses, including traveling expenses of members of advisory boards authorized by law incurred in the discharge of their official duties; furnishing of uniforms and other distinctive wearing apparel necessary for employees in the performance of their official duties; newspapers, books, and periodicals; not to exceed \$35,000 for the acquisition of land adjacent to any Federal penal or correctional institution when, in the opinion of the Attorney General, the additional land is essential to the protection of the health or safety of the institution; firearms and ammunition; purchase and exchange of farm products and livestock; [\$13,300,000] \$17,415,000: Provided, That section 3709 of the Revised Statutes shall not be construed to apply to any purchase or service rendered under this appropriation when the aggregate amount involved does not exceed \$500. (18 U. S. C. 753a, 851, 871; Act of May 21, 1945, Public Law 61.)

Estimate 1947, \$17,415,000

Appropriated 1946, \$13,300,000

By objects	Obligations					
	Estimate, 1947		Estimate, 1946		Actual, 1945	
<b>PERSONAL SERVICES, FIELD</b>						
Clerical, administrative, and fiscal service:	Man- years	Total salary	Man- years	Total salary	Man- years	Total salary
Grade 14. Range \$7,175 to \$8,225:						
Warden.....	11	\$85,680	11	\$84,221	10.4	\$71,636
Superintendent.....	1	7,833	1	7,701	1	6,750
Grade 13. Range \$6,230 to \$7,070:						
Supervisor of prison camps.....	1	6,650	1	6,440	1	5,700
Warden.....	8	53,338	8	52,255	7.3	42,289
Associate warden.....	7	45,640	7	44,870	5.1	28,900
Grade 12. Range \$5,180 to \$6,020:						
Warden.....	1	5,600	1	5,443	1	4,750
Associate warden.....	4	21,770	4	21,245	4.2	19,334
Business manager.....	4	22,243	4	21,770	4	18,650
Assistant superintendent.....	1	5,495	1	5,390	1	4,600

By objects	Obligations					
	Estimate, 1947		Estimate, 1946		Actual, 1945	
<b>PERSONAL SERVICES, FIELD—continued</b>						
Clerical, administrative, and fiscal service—Continued	Man- years	Total salary	Man- years	Total salary	Man- years	Total salary
Grade 11. Range \$4,300 to \$5,180:						
Associate warden.....	11	\$49,261	11	\$48,253	6.5	\$25,031
Chief clerk.....	9	41,138	9	40,258	8.2	31,284
Chief of mechanical service.....	7	33,510	7	33,180	5.7	24,005
Chief steward (training).....	1	4,740	1	4,575	1	3,950
Superintendent.....	3	13,560	3	13,340	3	11,400
Grade 10. Range \$3,970 to \$4,630:						
Chief clerk.....	9	38,536	9	37,546	10.5	37,600
Farm manager.....	1	4,144	1	4,034	1	3,375
Chief of mechanical service.....	1	4,190	1	4,080	1	3,500
Principal steward.....	2	8,261	2	8,041		
Grade 9. Range \$3,640 to \$4,300:						
Chief clerk.....	3	11,911	3	11,581	2	8,575
Junior associate warden.....	4	15,403	4	15,073	7	22,848
Chief engineer.....	8	31,761	8	30,936	8.4	28,005
General foreman.....	4	15,468	4	15,138	2.3	7,509
Supervisor of classification and parole.....	3	11,534	3	11,204	2	6,450
Farm manager.....	3	11,168	3	10,948	0.3	800
Chief of mechanical service.....	1	4,300	1	4,245	1	3,650
Senior clerk.....	3	11,470	3	11,250	2.7	8,633
Superintendent.....	2	7,491	2	7,381	0.9	3,058
Principal steward.....					2.6	8,569
Supervisor.....	2	7,509	2	7,289	0.2	683
Associate construction engineer.....					0.9	3,016
Grade 8. Range \$3,310 to \$3,970.....	35	124,067	34	117,347	30.7	90,480
Grade 7. Range \$2,980 to \$3,640.....	86		86		69.7	
		278,594		270,353		187,499
Grade 6. Range \$2,650 to \$3,310.....	129		128		112.2	
		373,965		359,123		268,076
Grade 5. Range \$2,320 to \$2,980.....	121		120		104.2	
		314,092		299,846		217,599
Grade 4. Range \$2,100 to \$2,496.....	162		162		150.2	
		361,659		351,162		274,864
Grade 3. Range \$1,802 to \$2,298.....	7	13,991	7	13,661	10.1	16,806
Professional service:						
Grade 4. Range \$4,300 to \$5,180:						
Supervisor of education.....	6	27,008	6	27,248	4.6	17,939
Grade 3. Range \$3,640 to \$4,300:						
Supervisor of education.....	3	11,773	3	11,443	3	9,775
Superintendent of construction.....	1	3,970	1	3,860	1	3,300
Grade 2. Range \$2,980 to \$3,640.....	28	91,455	28	88,980	24.3	64,360
Grade 1. Range \$2,320 to \$2,980.....	31	79,750	20	52,479	18.4	41,034
Subprofessional service:						
Grade 6. Range \$2,320 to \$2,980.....	28	72,979	28	70,187	23.9	49,814
Grade 5. Range \$2,100 to \$2,496.....	4	8,846	4	8,648	4.4	8,090
Crafts, protective, and custodial service:						
Grade 10. Range \$2,980 to \$3,640.....	44		44		40.1	
		145,783		141,383		109,577
Grade 9. Range \$2,650 to \$3,310.....	164		164		151.3	
		495,480		479,349		374,252
Grade 8. Range \$2,540 to \$3,200.....	659.6		658.6		579.4	
		1,848,579		1,780,488		1,329,108
Grade 7. Range \$2,364 to \$2,870.....	2,108.5		1,413		1,404.3	
		5,381,139		3,450,114		2,929,444
Grade 6. Range \$2,166 to \$2,562.....	59.7		59.7		57.4	
		138,238		134,284		108,572
Grade 5. Range \$1,968 to \$2,364.....	2	4,151	2	4,019	1.7	2,910
Grade 4. Range \$1,770 to \$2,166.....	6	11,479	6	11,149	5.3	8,091
Grade 3. Range \$1,572 to \$1,902.....	3	5,460	3	5,262	3	4,284
Grade 2. Range \$1,440 to \$1,770.....	1	1,665	1	1,539	1	1,230
Total permanent, field.....	3,893.8		3,093.3		2,902.4	
Temporary employment, field.....	10,374.487		8,249,611		6,557,654	
Part-time employment, field.....	6.3	15,038	6.3	15,038	0.4	1,042
W. A. E. employment, field.....	12.6	14,361	12.6	14,361	19.3	11,332
Overtime pay, field.....	2.7	13,400	2.7	13,400	4.4	21,768
Night-work differential, field.....		70,288		2,502,000		1,395,244
		204,000		170,000		
All personal services, field.....	3,915.4		3,114.9		2,926.5	
		10,691,574		10,964,410		7,987,040
Deduct quarters and subsistence furnished.....		325,000		266,055		308,462
01 Personal services (net).....	3,915.4		3,114.9		2,926.5	
		10,366,574		10,698,355		7,678,578
<b>OTHER OBLIGATIONS</b>						
02 Travel.....		229,000		206,000		192,435
03 Transportation of things.....		166,000		146,000		135,722
04 Communication services.....		63,000		59,000		58,537
05 Rents and utility services.....		603,000		599,000		578,808
07 Other contractual services.....		140,000		138,000		134,434
08 Supplies and materials.....		5,435,426		4,830,645		4,531,161
09 Equipment.....		564,000		594,000		125,990
10 Lands and structures.....		35,000				32,930
11 Grants, subsidies, and contributions.....		128,000		114,000		104,899
Total other obligations.....		7,363,426		6,686,645		5,894,216
Grand total obligations.....		17,730,000		17,385,000		13,573,494
Reimbursements for services performed.....		-315,000		-315,000		-435,620
Net total obligations.....		17,415,000		17,070,000		13,137,874
Covered into Treasury as miscellaneous receipts, Public Law 529.....						+1,350
Excess of obligations over appropriation due to Public Law 106.....				-3,770,000		
Estimated savings, unobligated balance.....						40,776
Total estimate or appropriation.....		17,415,000		13,300,000		13,180,000



By projects or functions	Obligations		
	Estimate, 1947	Estimate, 1946	Actual, 1945
1. Personal services.....	\$10,296,286	\$8,196,355	\$6,283,334
2. Care of prisoners.....	4,203,305	3,739,816	3,543,652
3. Operation of institutions.....	2,228,850	2,149,850	2,164,603
4. Replacement of major depreciable equipment.....	500,000	500,000	122,267
5. Major plant additions or extensions and replacement of major capital equipment.....	431,210	296,979	64,394
6. Overtime pay.....	70,288	2,502,000	1,395,244
Grand total obligations.....	17,730,000	17,385,000	13,573,494
Adjustments (see objects schedule for detail).....	-315,000	-4,085,000	-393,494
Total estimate or appropriation.....	17,415,000	13,300,000	13,180,000

**Medical and Hospital Service, Penal Institutions—**

Medical and hospital service: For medical relief for inmates of penal and correctional institutions and appliances necessary for patients including personal services in the District of Columbia; and furnishing and laundering of uniforms and other distinctive wearing apparel necessary for the employees in the performance of their official duties; **[\$1,085,000] \$1,353,900: Provided,** That there may be transferred [without limitation accounts] to the appropriation "Pay, and so forth, commissioned officers, Public Health Service", [such amount as may be necessary for the pay of not to exceed thirty officers assigned to the Federal Prison System] **\$106,883 without limitation accounts,** and to other appropriations of the Public Health Service such amounts as may be necessary, in the discretion of the Attorney General, for direct expenditure by that Service [for the other objects mentioned above]. (18 U. S. C. 751, 752, 753a: Act of May 21, 1945, Public Law 61.)

Estimate 1947, **\$1,353,900**      Appropriated 1946, **\$1,085,000**

By objects	Obligations		
	Estimate, 1947	Estimate, 1946	Actual, 1945
03 Transportation of things.....	\$2,600	\$2,600	\$3,094
08 Supplies and materials.....	82,972	82,972	73,624
09 Equipment.....	5,250	5,250	12,506
Grand total obligations.....	90,822	90,822	88,224
Reimbursements from sale of medical equipment.....			-949
Transferred to— "Pay, etc., of commissioned officers, Public Health Service".....	+106,883	+106,883	+106,883
"Medical and hospital service, penal institutions (transfer to Federal Security Agency, Public Health Service)".....	+1,156,195	+1,111,995	+839,975
Net total obligations.....	1,353,900	1,309,700	1,034,133
Excess of obligations over appropriation due to Public Law 106.....		-224,700	
Estimated savings, unobligated balance.....			867
Total estimate or appropriation.....	1,353,900	1,085,000	1,035,000

BY PROJECTS OR FUNCTIONS	Estimate, 1947	Estimate, 1946	Actual, 1945
1. Administrative office, Washington, D. C.....	\$2,600	\$2,600	
2. United States Penitentiary, Alcatraz, Calif.....	877	877	\$739
3. Federal Reformatory for Women, Alderson, W. Va.....	2,650	2,650	6,640
4. Federal Correctional Institution, Ashland, Ky.....	2,479	2,479	2,983
5. United States Penitentiary, Atlanta, Ga.....	7,300	7,300	5,982
6. Columbia Prison Camp, Benton City, Wash.....	500	500	1,252
7. Federal Reformatory, Chillicothe, Ohio.....	4,341	4,341	5,520
8. Federal Correctional Institution, Danbury, Conn.....	2,285	2,285	2,148
9. Federal Reformatory, El Reno, Okla.....	3,750	3,750	2,696
10. Federal Correctional Institution, Englewood, Colo.....	2,091	2,091	2,043
11. Federal Correctional Institution, La Tuna, Tex.....	2,550	2,550	3,081
12. United States Penitentiary, Leavenworth, Kans.....	8,300	8,300	7,645
13. United States Penitentiary, Lewisburg, Pa.....	5,250	5,250	5,008
14. United States Penitentiary, McNeil Island, Wash.....	5,068	5,068	4,954
15. Federal Correctional Institution, Milan, Mich.....	2,350	2,350	2,659
16. Federal Prison Camp, Mill Point, W. Va.....	747	747	459

By projects or functions	Obligations		
	Estimate, 1947	Estimate, 1946	Actual, 1945
17. Federal Prison Camp, Montgomery, Ala.....	\$797	\$797	\$697
18. Natural Bridge Camp, Greenlee, Va.....	500	500	681
19. Federal Detention Headquarters, New York, N. Y.....	927	927	393
20. Federal Reformatory, Petersburg, Va.....	2,529	2,529	1,830
21. Federal Correctional Institution, Sandstone, Minn.....	2,091	2,091	1,497
22. Federal Correctional Institution, Seagoville, Tex.....	1,670	1,670	
23. Medical Center for Federal Prisoners, Springfield, Mo.....	18,455	18,455	18,944
24. Federal Correctional Institution, Tallahassee, Fla.....	2,221	2,221	2,393
25. United States Penitentiary, Terre Haute, Ind.....	4,082	4,082	3,847
26. Federal Correctional Institution, Texasarkana, Tex.....	1,962	1,962	1,354
27. Federal Prison Camp, Tucson, Ariz.....	747	747	1,281
28. National Training School for Boys, Washington, D. C.....	1,703	1,703	1,498
Grand total obligations.....	90,822	90,822	88,224
Adjustments (see objects schedule for detail).....	+1,263,078	+994,178	+946,776
Total estimate or appropriation.....	1,353,900	1,085,000	1,035,000

**United States Penitentiary, McNeil Island, Wash., Construction and Repair—**

By objects	Obligations		
	Estimate, 1947	Estimate, 1946	Actual, 1945
10 Lands and structures: Extension of existing facilities.....		\$7,828	\$9,489
Development of island area.....		22,481	17,940
Grand total obligations.....		30,309	27,429
Reimbursements for services performed.....			-7,614
Prior year balance available in 1945.....			-50,124
1945 balance available in 1946.....		-30,309	+30,309
Total estimate or appropriation.....			

**Buildings and Equipment, Penal Institutions—**

Construction of buildings and facilities: For construction, remodeling, and equipping necessary buildings and facilities at existing penal and correctional institutions and all necessary expenses incident thereto, to be expended under the direction of the Attorney General by contract or purchase of material and hire of labor and services and utilization of labor of United States prisoners as the Attorney General may direct, **\$813,500.** (56 Stat. 487.)

Estimate 1947, **\$813,500**

By objects	Obligations					
	Estimate, 1947		Estimate, 1946		Actual, 1945	
	Man-years	Total salary	Man-years	Total salary	Man-years	Total salary
<b>PERSONAL SERVICES, DEPARTMENTAL</b>						
Clerical, administrative, and fiscal service:						
Grade 4. Range \$2,100 to \$2,496.....	5	\$10,500				
Professional service:						
Grade 7. Range \$7,175 to \$8,225:						
Architect.....	1	7,175				
Grade 6. Range \$6,230 to \$7,070:						
Architect.....	0.9	5,600				
Architectural engineer.....	0.9	5,600				
Mechanical engineer.....	0.9	5,600				
Engineer.....	0.9	5,600				
Grade 4. Range \$4,300 to \$5,180:						
Architect.....	0.9	3,850				
Architectural engineer.....	0.9	3,850				
Mechanical engineer.....	0.9	3,850				
Engineer.....	0.9	3,850				
Grade 3. Range \$3,640 to \$4,300:						
Architect.....	4.8	17,485				
Mechanical engineer.....	5	18,200				
Engineer.....	1	3,640				
01 Personal services (net).....	24	94,800				
<b>OTHER OBLIGATIONS</b>						
02 Travel.....		20,000				
07 Other contractual services.....		18,500				
08 Supplies and materials.....		2,000				
09 Equipment.....		7,000				
10 Lands and structures.....		\$40,278		\$338,000		\$90,186
Total other obligations.....		87,778		338,000		90,186
Grand total obligations.....		982,578		338,000		90,186

**FEDERAL PRISON SYSTEM—Continued**  
**Buildings and Equipment, Penal Institutions—Continued**

By objects	Obligations		
	Estimate, 1947	Estimate, 1946	Actual, 1945
Reimbursements for services performed.....	-\$5,000	-\$5,000	-\$1,907
Prior year balance available in 1945.....			-2,085,337
1945 balance available in 1946.....		-1,997,078	+1,997,078
1946 balance available in 1947.....	-1,664,078	+1,664,078	
1947 balance available in 1948.....	+1,500,000		
<b>Total estimate or appropriation.....</b>	<b>813,500</b>		

**Federal Jails, Buildings and Equipment—**

By objects	Obligations		
	Estimate, 1947	Estimate, 1946	Actual, 1945
10 Lands and structures.....		\$370	
Prior year balance available in 1945.....			-\$370
1945 balance available in 1946.....		-370	+370
<b>Total estimate or appropriation.....</b>			

**United States Industrial Reformatory, Chillicothe, Ohio, Construction—**

By objects	Obligations		
	Estimate, 1947	Estimate, 1946	Actual, 1945
10 Lands and structures.....		\$27	\$2,071
Prior year balance available in 1945.....			-2,098
1945 balance available in 1946.....		-27	+27
<b>Total estimate or appropriation.....</b>			

**National Training School for Boys, Washington, D. C., Buildings and Equipment—**

By objects	Obligations		
	Estimate, 1947	Estimate, 1946	Actual, 1945
10 Lands and structures.....			\$1,174
Prior year balance available in 1945.....			-1,174
<b>Total estimate or appropriation.....</b>			

**United States Northeastern Penitentiary, Lewisburg, Pa., Construction—**

By objects	Obligations		
	Estimate, 1947	Estimate, 1946	Actual, 1945
10 Lands and structures.....		\$1,706	\$4,477
Prior year balance available in 1945.....			-6,183
1945 balance available in 1946.....		-1,706	+1,706
<b>Total estimate or appropriation.....</b>			

**Public Works Administration, Act of 1938 (Allotment to Justice, Prisons)—**

By objects	Obligations		
	Estimate, 1947	Estimate, 1946	Actual, 1945
10 Lands and structures.....			\$6,584
Prior year balance available in 1945.....			-8,295
1945 balance available in 1946.....		-\$1,711	+1,711
Estimated savings, unobligated balance.....		1,711	
<b>Total estimate or appropriation.....</b>			

**Emergency Construction of Public Buildings, Public Buildings Administration, Act of June 22, 1936 (Transfer to Justice)—**

By objects	Obligations		
	Estimate, 1947	Estimate, 1946	Actual, 1945
07 Other contractual services.....			\$54
Received by transfer from "Emergency construction of public buildings, Public Buildings Administration, act of June 22, 1936".....			-54
<b>Total estimate or appropriation.....</b>			

**Support of United States Prisoners—**

Support of United States prisoners: For support of United States prisoners in non-Federal institutions and in the Territory of Alaska, including necessary clothing and medical aid; expenses of transporting persons released from custody of the United States to place of conviction or place of bona fide residence in the United States, or such other place within the United States as may be authorized by the Attorney General, and the furnishing to them of suitable clothing and, in the discretion of the Attorney General, an amount of money not to exceed \$30, regardless of length of sentence; and including rent, repair, alteration, and maintenance of buildings and the maintenance of prisoners therein, occupied under authority of sections 4 and 5 of the Act of May 14, 1930 (18 U. S. C. 753c, 753d); support of prisoners becoming insane during imprisonment and who continue insane after expiration of sentence, who have no relatives or friends to whom they can be sent; shipping remains of deceased prisoners to their relatives or friends in the United States and interment of deceased prisoners whose remains are unclaimed; expenses incurred in identifying, pursuing, and returning escaped prisoners and for rewards for their recapture; and for repairs, betterments, and improvements of United States jails, including sidewalks; \$1,800,000. (18 U. S. C. 753a; Act of May 21, 1945, Public Law 61.)

Estimate 1947, \$1,800,000

Appropriated 1946, \$1,800,000

By objects	Obligations				
	Estimate, 1947		Estimate, 1946		Actual, 1945
<b>PERSONAL SERVICES, FIELD</b>	Man- years	Total salary	Man- years	Total salary	Man- Total years salary
Clerical, administrative, and fiscal service:					
Grade 5. Range \$3,310 to \$3,970.....	1	\$3,310	1	\$3,310	0.4 \$1,208
Crafts, protective, and custodial service:					
Grade 8. Range \$2,540 to \$3,200.....	3	8,555	3	8,225	3 6,850
Grade 7. Range \$2,264 to \$2,870.....	40	99,597	30.8	75,478	30.6 63,509
Grade 6. Range \$2,106 to \$2,562.....	4	9,027	4	8,895	2 3,810
<b>Total permanent, field.....</b>	<b>48</b>	<b>120,489</b>	<b>38.8</b>	<b>95,908</b>	<b>36 75,377</b>
Overtime pay, field.....				29,274	35,841
Night-work differential, field.....		2,556		2,130	
<b>01 Personal services (net).....</b>	<b>48</b>	<b>123,045</b>	<b>38.8</b>	<b>127,312</b>	<b>36 111,218</b>
<b>OTHER OBLIGATIONS</b>					
02 Travel.....		4,000		4,000	3,664
03 Transportation of things.....		3,000		3,000	2,788
04 Communication services.....		1,000		1,000	358
05 Rents and utility services.....		10,000		10,000	9,429
07 Other contractual services.....		1,617,455		1,614,188	1,406,978
08 Supplies and materials.....		35,000		35,000	29,394
09 Equipment.....		500		500	142
11 Grants, subsidies, and contributions.....		6,000		5,000	4,156
<b>Total other obligations.....</b>		<b>1,676,955</b>		<b>1,672,688</b>	<b>1,456,909</b>
<b>Grand total obligations.....</b>		<b>1,800,000</b>		<b>1,800,000</b>	<b>1,568,127</b>
Covered into Treasury as miscellaneous receipts, Public Law 529.....					+10
Estimated savings, unobligated balance.....					126,863
<b>Total estimate or appropriation.....</b>		<b>1,800,000</b>		<b>1,800,000</b>	<b>1,695,000</b>

**Total, Federal Prison System, annual appropriations, general account:**

Estimate 1947, \$21,782,400

Appropriated 1946, \$16,550,000

**Trust accounts:**

**Funds of Federal Prisoners—**

Estimate 1947, \$2,000,000

Appropriated 1946, \$1,550,000

Revised 1946, \$2,000,000





## DEPARTMENT OF LABOR

*Summary of estimates of appropriation for the fiscal year 1947, compared with appropriations for the fiscal year 1946*

[The 1947 Budget estimates make specific provision for additional costs made necessary by pay legislation enacted near the close of the fiscal year 1945. The 1946 appropriations did not make specific provision for any such costs and thus the appropriations shown below are not comparable with the 1947 estimates to whatever extent deficiency appropriations may be necessary to meet these added costs]

Bureau or subdivision	1947 Budget estimates	1946 appropriations	Increase (+) or decrease (-), 1947 estimates over 1946 appropriations
<b>GENERAL ACCOUNTS</b>			
Office of the Secretary.....	\$6,949,600	\$5,796,013	+\$1,153,587
Bureau of Labor Statistics.....	4,335,000	3,634,196	+700,804
Children's Bureau.....	30,055,900	56,365,510	-26,309,610
Women's Bureau.....	234,000	172,580	+61,420
Wage and Hour Division.....	5,052,000	3,804,670	+1,247,330
Total, general accounts.....	46,626,500	69,772,969	-23,146,469
<b>TRUST ACCOUNT</b>			
Office of the Secretary.....	\$250,000	\$250,000	-----

### EXPLANATORY STATEMENT

#### GENERAL STATEMENT

The act of March 4, 1913, creating the Department of Labor established the purpose of the Department "to foster, promote, and develop the welfare of the wage earners in the United States, to improve their working conditions, and to advance their opportunities for profitable employment."

The reduction in the 1947 estimates for the Department as a whole is accounted for principally by the decrease in the estimate for grants to States for emergency maternity and infant care, due to the estimated decline in the number of men in the four lowest pay grades of the armed services. Exclusive of grants to States, the estimates provide an increase in administrative expenses from \$14,383,000 appropriated in 1946 to \$17,833,500 in 1947, an increase of \$3,450,500. The principal increases provided are for (1) expansion of the plant inspection program of the Wage and Hour Division and the litigation work of the Solicitor's Office under the Fair Labor Standards Act; (2) additional inquiries by the Bureau of Labor Statistics into problems of labor productivity, labor relations, off-site employment created by construction programs, and foreign labor conditions; (3) studies by the Children's Bureau of postwar problems of juvenile delinquency and youth employment, and expansion of its field staff working with the States on the grant programs; and (4) general upgrading and reclassification of positions and additional conciliators in the United States Conciliation Service.

Executive Order 9617 dated September 19, 1945, transferred the United States Employment Service, the National War Labor Board, and the Retraining and Reemployment Administration to the Department of Labor. Because of their changing programs and problems arising out of their integration within the Department of Labor, no estimates for these agencies are submitted at this time.

An amendment to the Budget covering their activities will be submitted at a later date.

#### OFFICE OF THE SECRETARY

The Office of the Secretary provides general supervision and policy direction over the activities of the Department. In addition to the immediate Office of the Secretary, the activities financed from this appropriation include administrative staff functions, such as the Office of the Solicitor, the library, and the division of information, and the operating functions of the Division of Labor Standards and the United States Conciliation Service.

The Division of Labor Standards assists industry, labor, and the States in improving, developing, and administering labor laws, and sponsors official activities aimed at improving working conditions of employees. This division operates as a clearinghouse of information for State labor departments, and in this capacity conducts national and regional conferences at which labor law administrators, workers, employers, and interested public agencies exchange views upon proper labor standards and administrative methods. It engages in Nation-wide industrial accident prevention campaigns, formulates standards for the improvement of factory safety and health, and prepares technical bulletins for the guidance of management and labor in the handling of labor relations in the plant.

The United States Conciliation Service acts for the Secretary of Labor under section 8 of the organic act of 1913 which provides that "the Secretary of Labor shall have power to act as mediator and appoint commissioners of conciliation in labor disputes whenever in his judgment the interests of industrial peace may require it to be done." Under Executive Order 9017 (Jan. 12, 1942) and the War Labor Disputes Act (July 25, 1943), if the Conciliation Service is unable to adjust a labor dispute interfering with

national defense or war production, the Secretary of Labor may certify the dispute to the National War Labor Board for determination. Since the War Labor Board voted in November 1945 to terminate its existence, no new disputes have been certified to the Board. Until other machinery is established, the Conciliation Service is the principal instrument for carrying out the Federal Government's policy of voluntary assistance to the parties in labor disputes, supplementing collective bargaining as the primary method of maintaining sound and harmonious industrial relations.

BUREAU OF LABOR STATISTICS

The Bureau of Labor Statistics since 1885 has been charged with the statutory duty "to acquire and diffuse among the people in the United States useful information on subjects connected with labor in the most general and comprehensive sense." It collects, analyzes and publishes statistical and other relevant information concerning wages, hours of labor, employment, earnings, wholesale and retail prices, cost of living, building construction, the effect of technological improvements upon labor and employment, industrial accidents, and related subjects. The statistical series and economic studies produced by the Bureau constitute indispensable data for legislators and other Federal officials concerned with formulating national policies relative to the well-being of the national economy.

CHILDREN'S BUREAU

The Children's Bureau concerns itself with all activities pertaining to the welfare of children and child life, and develops standards of legislation and administrative practice designed to improve and promote the welfare of mothers and children. It administers those provisions of the Fair Labor Standards Act which prohibit and

regulate child labor under certain conditions and ages. It administers grants to States under title V of the Social Security Act for the improvement of maternal and child health services, services for crippled children, child welfare services, and for the national defense program of maternity and infant care for wives and children of men in the four lowest pay grades of the armed services.

WOMEN'S BUREAU

The Women's Bureau formulates standards and policies to promote the welfare of wage-earning women, improve their working conditions, increase their efficiency, and advance their opportunity for profitable employment. The work of this Bureau has increased in importance during the war because of the number of women engaged in war production, many of whom may remain in the labor market. There is urgent need during the postwar period for information and advice to women workers, their employers, and the States as to maintenance of minimum standards of female employment, new work opportunities, and techniques of adjustment to peacetime labor requirements.

WAGE AND HOUR DIVISION

Under the Fair Labor Standards Act of 1938, the Wage and Hour Division enforces the wage and hour provisions applying to employees engaged in interstate commerce or in the production of goods for interstate commerce. This division also administers the Walsh-Healey Public Contracts Act of 1936, which requires the recipients of Government supply contracts of \$10,000 or more to operate upon a 40-hour basic workweek with overtime beyond that time, and to maintain specified standards for child labor and safety and health.

ESTIMATES OF APPROPRIATION

OFFICE OF THE SECRETARY

Salaries, Office of Secretary of Labor—

Salaries: For personal services in the District of Columbia, [\$395,691] \$717,300. (5 U. S. C. 297, 611-622; Act of July 3, 1945, Public Law 124.)

Estimate 1947, \$717,300 Appropriated 1946, \$395,691

\* Includes \$76,576 transferred from "Salaries and expenses, Office of Solicitor," \$28,818 from "Salaries and expenses, Division of Labor Standards," and \$19,000 from "Salaries and expenses, Commissioners of Conciliation." For comparative purposes the amounts provided for 1945 and 1946 are shown in the schedule as transfers.

By objects	Obligations					
	Estimate, 1947		Estimate, 1946		Actual, 1945	
	Man-years	Total salary	Man-years	Total salary	Man-years	Total salary
<b>PERSONAL SERVICES, DEPARTMENTAL</b>						
Classical, administrative, and fiscal service:						
Grade 16. In excess of \$9,800:						
Secretary.....	1	\$15,000	1	\$15,000	1	\$15,000
Grade 15. Range \$8,750 to \$9,800:						
Assistant secretary.....	1	9,800	1	9,800	1	9,000
Second assistant secretary.....	1	9,800	1	9,800		
Director of personnel.....	1	9,012	1	9,012	1	8,062
Chief clerk and budget officer.....	1	8,750	1	8,750	1	6,500
Grade 14. Range \$7,175 to \$8,225:						
Special assistant to the Secretary.....	1	7,175	1	7,175	1	7,500
Director of information.....	1	7,175	1	7,391	1	7,500
Grade 13. Range \$6,230 to \$7,070:						
Associate director of personnel.....	1	6,650	1	6,650	1	5,667
Assistant director of personnel.....	1	6,440	1	6,440	0.7	3,877
Radio specialist.....	1	6,359	1	6,230	1	6,270
Magazine specialist.....	1	6,230				
Chief, organization and procedure section.....	1	6,383	1	6,230	0.6	3,647
Publications specialist.....	1	6,230				
Information liaison officer.....	2	12,460				
Grade 12. Range \$5,180 to \$6,020:						
Administrative assistant to the Secretary.....	1	5,180	1	5,180	1	5,400

By objects	Obligations					
	Estimate, 1947		Estimate, 1946		Actual, 1945	
	Man-years	Total salary	Man-years	Total salary	Man-years	Total salary
<b>PERSONAL SERVICES, DEPARTMENTAL—CON.</b>						
Classical, administrative, and fiscal service—Continued						
Grade 12. Range \$5,180 to \$6,020—Con.						
Administrative analyst.....	1	\$6,020	1	\$6,020		
Chief, classification section.....	1	5,204	1	5,180	1	\$4,600
Supervisor of personnel utilization.....	1	5,180	1	5,180	0.4	1,917
Chief of accounts and audits branch.....	1	6,020	1	6,020	1	5,400
Grade 11. Range \$4,300 to \$5,180:						
Chief, appointment and records section.....	1	4,740	1	4,740	1	4,000
Chief, procurement branch.....	1	4,579	1	4,520	1	4,000
Principal personnel assistant.....	6.6	28,901	3.6	15,832	5	18,840
Records analyst.....	1	4,300				
Administrative assistant.....	2	9,450	1	4,520	1	3,800
Grade 10. Range \$3,970 to \$4,630:						
Chief, division of service.....	1	4,550	1	4,520	1	3,975
Grade 9. Range \$3,640 to \$4,300:						
Secretary (White House).....			1	3,661	0.9	2,725
Confidential secretary to the Secretary.....	1	3,890	1	3,860	1	3,375
Senior personnel assistant.....	4.2	15,634	4.2	15,359	5.4	17,380
Organization and procedure analyst.....	1	3,750	1	3,750	1	3,200
Administrative assistant.....	2	8,050	2	8,101	1.9	6,748
Assistant chief, procurement branch.....	1	3,661	1	3,640	1	3,163
Chief, printing service section.....	1	3,809	1	3,750	1	3,250
Grade 7. Range \$2,980 to \$3,640.....	12.7	39,768	10.2	32,204	9.2	28,000
Grade 6. Range \$2,650 to \$3,310.....	7	19,959	6	17,220	7	17,200
Grade 5. Range \$2,320 to \$2,980.....	22.1	55,083	18.8	46,694	20.6	43,389
Grade 4. Range \$2,100 to \$2,496.....	37.6	81,714	34.8	73,885	32.8	60,711
Grade 3. Range \$1,902 to \$2,298.....	54.7	107,277	48.3	90,838	38.1	62,915
Grade 2. Range \$1,704 to \$2,100.....	43	74,894	30.1	51,176	33.3	47,704
<b>Professional service:</b>						
Grade 5. Range \$5,180 to \$6,020:						
Librarian.....	1	6,020	1	6,020	1	5,350
Grade 4. Range \$4,300 to \$5,180:						
Associate librarian.....	1	4,300	1	4,300	1	3,475

By objects	Obligations					
	Estimate, 1947		Estimate, 1946		Actual, 1945	
	Man-years	Total salary	Man-years	Total salary	Man-years	Total salary
<b>PERSONAL SERVICES, DEPARTMENTAL—CON.</b>						
Professional service—Continued						
Grade 3. Range \$3,640 to \$4,300:						
Associate librarian.....	1	\$3,640				
Grade 2. Range \$2,980 to \$3,640.....	2.9	9,079	2.9	\$9,079	3	\$8,175
Grade 1. Range \$2,320 to \$2,980.....	5.9	15,473	4.9	12,946	6	12,625
Subprofessional service:						
Grade 5. Range \$2,100 to \$2,496.....	3.8	8,429	2.8	6,329	2.8	5,200
Grade 4. Range \$1,902 to \$2,298.....	1.8	3,772	1	1,902	0.7	1,142
Grade 3. Range \$1,704 to \$2,100.....	1.5	2,571	1.5	2,556	1.3	1,870
Crafts, protective, and custodial service:						
Grade 4. Range \$1,770 to \$2,166.....	4	7,362	5	9,050	4.9	7,480
Grade 3. Range \$1,572 to \$1,902.....	16	26,495	11.5	19,321	9.6	14,162
Total permanent, departmental.....	258.8	706,248	214.6	579,811	205.2	484,594
W. A. E. employment, departmental.....	0.8	5,180	0.5	4,180	0.5	4,000
Overtime pay, departmental.....		3,100		10,337		67,864
Night-work differential, departmental.....				65		
01 Personal services (net).....	259.6	714,528	215.1	594,393	205.7	556,488
<b>OTHER OBLIGATIONS</b>						
07 Other contractual services.....		2,772		2,772		2,804
Grand total obligations.....		717,300		597,165		559,292
Received by transfer from—						
“Salaries and expenses, Office of Solicitor”.....				—83,335		—64,278
“Salaries and expenses, Division of Labor Standards”.....				—26,510		—21,815
“Salaries and expenses, Commissioners of Conciliation”.....				—23,024		—18,719
Net total obligations.....		717,300		464,296		454,500
Excess of obligations over appropriation due to Public Law 106.....				—68,605		
Total estimate or appropriation.....		717,300		395,691		454,500
<b>BY PROJECTS OR FUNCTIONS</b>						
1. Immediate office of the Secretary.....		\$78,296		\$80,824		\$63,518
2. Office of the director of information.....		48,299		18,767		18,120
3. Library.....		59,874		49,674		43,251
4. Office of the director of personnel.....		155,778		124,165		104,840
5. Immediate office of chief clerk and budget officer.....		46,963		42,466		29,691
6. Departmental administrative management division.....		324,990		270,932		231,978
7. Overtime pay.....		3,100		10,337		67,864
Grand total obligations.....		717,300		597,165		559,292
Adjustments (see objects schedule for detail).....				—201,474		—104,792
Total estimate or appropriation.....		717,300		395,691		454,500

**Salaries and Expenses, Office of Secretary of Labor (National Defense)—**

【Salaries and expenses, Office of Secretary (national defense): For expenses necessary for the administration of the Davis-Bacon Act and Executive orders dealing with premium pay in war industries and for the work of the Wage Adjustment Board, pertaining to building construction contracts financed by Federal funds, including personal services in the District of Columbia, contract stenographic reporting services, and other items otherwise properly chargeable to the appropriations under the Department of Labor for contingent expenses, travel expenses, and printing and binding, \$63,000.】 (5 U. S. C. 297, 611-622; Act of July 3, 1945, Public Law 124.)

Appropriated 1946, \$63,000

By objects	Obligations					
	Estimate, 1947		Estimate, 1946		Actual, 1945	
	Man-years	Total salary	Man-years	Total salary	Man-years	Total salary
<b>PERSONAL SERVICES, DEPARTMENTAL</b>						
Clerical, administrative, and fiscal service:						
Grade 14. Range \$7,175 to \$8,225:						
Special assistant to the Secretary.....					1	\$6,500
Grade 13. Range \$6,230 to \$7,070:						
Executive secretary of board.....			0.6	\$4,080	1	5,828
Administrative assistant.....			0.3	1,943	1.3	8,595
Grade 6. Range \$2,650 to \$3,310.....			0.6	1,730	0.9	1,725
Grade 5. Range \$2,320 to \$2,980.....			0.8	1,895	1.5	3,601
Grade 4. Range \$2,100 to \$2,496.....			2.1	4,621	4.4	7,942
Grade 3. Range \$1,902 to \$2,298.....			3.1	6,010	5.5	8,834
Grade 2. Range \$1,704 to \$2,100.....			2	3,854	4.8	7,228
Professional service:						
Grade 7. Range \$7,175 to \$8,225:						
Vice chairman.....			0.5	4,219	0.8	5,245
Grade 4. Range \$4,300 to \$5,180:						
Attorney.....			2.5	10,915	2.7	10,421
Grade 3. Range \$3,640 to \$4,300:						
Associate librarian.....			1	3,729	1	3,200

By objects	Obligations					
	Estimate, 1947		Estimate, 1946		Actual, 1945	
	Man-years	Total salary	Man-years	Total salary	Man-years	Total salary
<b>PERSONAL SERVICES, DEPARTMENTAL—CON.</b>						
Professional service—Continued						
Grade 2. Range \$2,980 to \$3,640.....			4.5	\$14,448	4.4	\$11,779
Grade 1. Range \$2,320 to \$2,980.....					1	2,308
Subprofessional service:						
Grade 4. Range \$1,902 to \$2,298.....			1	1,963	1	1,620
Crafts, protective, and custodial service:						
Grade 2. Range \$1,440 to \$1,770.....			0.5	720		
Total permanent, departmental.....			19.5	60,127	31.3	\$4,226
Overtime pay, departmental.....				1,485		15,225
01 Personal services (net).....				61,612		99,451
Estimated savings, unobligated balance.....				1,388		549
Total estimate or appropriation.....				63,000		100,000
<b>BY PROJECTS OR FUNCTIONS</b>						
1. Wage stabilization.....				\$21,175		\$29,073
2. Wage determination section.....				23,565		19,550
3. Premium pay section.....				3,174		21,755
4. Library.....				5,692		4,820
5. Office of the chief clerk and budget officer.....				6,521		9,028
6. Overtime pay.....				1,485		15,225
Grand total obligations.....				61,612		99,451
Estimated savings, unobligated balance.....				1,388		549
Total estimate or appropriation.....				63,000		100,000

**Working Fund Labor, Office of Secretary—**

By objects	Obligations					
	Estimate, 1947		Estimate, 1946		Actual, 1945	
	Man-years	Total salary	Man-years	Total salary	Man-years	Total salary
<i>For the Wage Adjustment Board to effect wage and salary adjustments and maintain jurisdiction over labor disputes in non-Federal construction industries as well as construction work done for or financed by the United States Government and for first-aid services furnished the National War Labor Board</i>						
<b>PERSONAL SERVICES, DEPARTMENTAL</b>						
Clerical, administrative, and fiscal service:						
Grade 11. Range \$4,500 to \$5,180:						
Administrative assistant.....			0.5	\$2,150	1	\$3,800
Grade 7. Range \$2,980 to \$3,640.....					1	2,600
Grade 6. Range \$2,650 to \$3,310.....			0.5	1,325	1	2,300
Grade 4. Range \$2,100 to \$2,496.....			1.5	3,217	3.5	6,118
Grade 3. Range \$1,902 to \$2,298.....			3.5	5,780	6.3	10,244
Professional service:						
Grade 5. Range \$5,180 to \$6,020:						
Senior attorney.....			0.5	2,590	1	4,600
Grade 3. Range \$3,640 to \$4,300:						
Attorney.....			2	7,250	3.4	10,777
Total permanent, departmental.....			8.5	22,342	17.2	40,439
Temporary employment, departmental.....			1	2,110	1	1,500
W. A. E. employment, departmental.....			3.5	9,450	3.5	15,479
Overtime pay, departmental.....				955		8,961
01 Personal services (net).....			13	34,857	21.7	66,379
<b>OTHER OBLIGATIONS</b>						
02 Travel.....				3,057		8,292
04 Communication services.....				600		659
07 Other contractual services.....				100		27
08 Supplies and materials.....				536		643
Total other obligations.....				4,293		9,661
Grand total obligations.....				39,150		76,040
Advanced from National War Labor Board.....				—35,790		—79,460
1945 balance available in 1946.....				—3,360		+3,360
Covered into Treasury as miscellaneous receipts, Public Law 529.....						+60
Total estimate or appropriation.....						
<b>BY PROJECTS OR FUNCTIONS</b>						
1. Wage stabilization.....				\$34,874		\$72,740
2. Office of the chief clerk and budget officer.....				2,166		1,800
3. First-aid service for National War Labor Board.....				2,110		1,500
Grand total obligations.....				39,150		76,040
Adjustments (see objects schedule for detail).....				—39,150		—76,040
Total estimate or appropriation.....						



OFFICE OF THE SECRETARY—Continued

Salaries and Expenses, Office of Solicitor, Department of Labor—

Salaries and expenses, Office of the Solicitor: For personal services in the District of Columbia and elsewhere, and for other necessary expenses in the field, including contract stenographic reporting services, **[\$714,177]** \$930,000. (5 U. S. C. 297, 611-622; Executive Order 6166; Act of July 3, 1945, Public Law 124.)

Estimate 1947, \* **\$950,000** Appropriated 1946, **\$714,177**

\* Includes \$86,930 previously carried under "Salaries, Wage and Hour Division" and excludes \$76,576 transferred to "Salaries, Office of Secretary of Labor." For comparative purposes the amounts provided for 1945 and 1946 are reflected in the schedule as transfers

By objects	Obligations					
	Estimate, 1947		Estimate, 1946		Actual, 1945	
	Man-years	Total salary	Man-years	Total salary	Man-years	Total salary
<b>PERSONAL SERVICES, DEPARTMENTAL</b>						
Clerical, administrative, and fiscal service:						
Grade 7. Range \$2,980 to \$3,640	1	\$3,090	1	\$3,090	1	\$2,025
Grade 6. Range \$2,650 to \$3,310	1	2,980	1	2,980	1	2,450
Grade 5. Range \$2,320 to \$2,980	5.7	13,567	4.7	11,313	4.2	8,441
Grade 4. Range \$2,100 to \$2,496	14.8	31,992	13.8	29,892	11.9	21,705
Grade 3. Range \$1,902 to \$2,298	3	5,758	4	8,070	6.9	11,524
Grade 2. Range \$1,704 to \$2,100	2	3,408	2	3,380	2.6	3,787
Professional service:						
Grade 8. Range \$8,750 to \$9,800:						
Solicitor	1	8,750	0.7	6,125	1	9,000
Associate solicitor	1	8,750	1	8,750	1	8,000
Grade 7. Range \$7,175 to \$8,225:						
Assistant solicitor	4.7	34,670	3.7	27,197	3.2	20,854
Chief of wage and hour section	1	7,175	1	7,175	0.8	5,037
Grade 6. Range \$6,230 to \$7,070:						
Principal attorney	13.8	86,791	11.5	72,415	9.6	54,268
Trial examiner	2	12,784	2	12,784	2	11,200
Grade 5. Range \$5,180 to \$6,020:						
Senior attorney	12.7	66,080	10.7	55,752	10	46,465
Trial examiner	1	5,180	1	5,180	1	4,485
Grade 4. Range \$4,300 to \$5,180:						
Attorney	14.7	63,443	10.7	46,241	11	41,925
Grade 3. Range \$3,640 to \$4,300:						
Associate attorney	16.7	61,186	11.2	41,300	11.5	36,923
Grade 2. Range \$2,980 to \$3,640	8	23,870	9	26,853	3.9	10,590
Grade 1. Range \$2,320 to \$2,980					1.7	3,539
Crafts, protective, and custodial service:						
Grade 3. Range \$1,572 to \$1,992	1	1,572	1	1,572	0.8	1,107
Total permanent, departmental	105.1	440,986	90	370,069	85.1	303,725
Overtime pay, departmental				5,792		61,774
All personal services, departmental	105.1	440,986	90	375,861	85.1	365,499
<b>PERSONAL SERVICES, FIELD</b>						
Clerical, administrative, and fiscal service:						
Grade 5. Range \$2,320 to \$2,980	13	31,082	13	31,082	13	26,057
Grade 4. Range \$2,100 to \$2,496	1	2,100	1	2,100	0.6	7,125
Grade 3. Range \$1,902 to \$2,298	47	90,540	47	90,734	48.8	81,551
Professional service:						
Grade 6. Range \$6,230 to \$7,070:						
Regional attorney	13	83,260	13	83,260	12.9	72,242
Grade 5. Range \$5,180 to \$6,020:						
Senior attorney	14.2	74,355	11.8	61,229	11.1	51,698
Grade 4. Range \$4,300 to \$5,180:						
Attorney	24	104,951	19	82,050	19.5	77,121
Grade 3. Range \$3,640 to \$4,300:						
Associate attorney	23.8	85,419	18.8	68,223	22.9	73,834
Grade 2. Range \$2,980 to \$3,640	8.5	26,319	7.5	23,510	9.9	26,908
Grade 1. Range \$2,320 to \$2,980					1.5	3,033
Total permanent, field	141.5	498,026	131.1	442,218	140.2	413,572
Overtime pay, field				4,682		55,146
All personal services, field	141.5	498,026	131.1	446,900	140.2	468,718
01 Personal services (net)	249.6	939,012	221.1	822,761	225.3	834,217
<b>OTHER OBLIGATIONS</b>						
03 Transportation of things		1,100		600		421
04 Communication services		4,500		3,000		4,363
07 Other contractual services		4,688		2,400		4,465
09 Equipment		700				
Total other obligations		10,988		6,000		9,249
Grand total obligations		950,000		828,761		843,466
Transferred to "Salaries, Office of Secretary of Labor"				+83,335		+64,258
Received by transfer from "Salaries, Wage and Hour Division, Department of Labor"				-86,930		-76,740
Net total obligations		950,000		825,166		830,984
Covered into Treasury as miscellaneous receipts, Public Law 529						+200
Excess of obligations over appropriation due to Public Law 106				-110,959		
Estimated savings, unobligated balance						3,416
Total estimate or appropriation		950,000		714,177		834,600

By projects or functions	Obligations		
	Estimate, 1947	Estimate, 1946	Actual, 1945
1. Office of the Solicitor	\$39,216	\$34,448	\$35,446
2. Litigation branch	85,550	70,726	61,507
3. Appellate branch	52,892	40,801	30,418
4. Interpretations and administrative service branch	84,366	76,192	52,654
5. Legislative and trial examining branch	78,115	71,074	55,320
6. Wage determination and wage adjustment branch	54,191	25,170	25,533
7. Wage and hour headquarters branch	57,644	57,658	52,096
8. Field offices	498,026	442,218	413,572
9. Overtime pay		10,474	116,920
Grand total obligations	950,000	828,761	843,466
Adjustments (see objects schedule for detail)		-114,584	-8,866
Total estimate or appropriation	950,000	714,177	834,600

Contingent Expenses, Department of Labor—

Contingent expenses: For expenses of the offices and bureaus of the Department, for which appropriations for expenses are not specifically made, including the purchase of stationery, furniture, and repairs to the same, carpets, matting, oilcloths, file cases, towels, ice, brooms, soap, sponges, laundry, not exceeding \$1,000 for streetcar fares; purchase, maintenance, and repair of motorcycles and motortrucks; maintenance, operation, and repair of four motor-propelled passenger-carrying vehicles; examination of estimates for appropriations in the field; freight and express charges; commercial and labor-reporting services; postage to foreign countries, telegraph and telephone service; purchase and exchange of lawbooks, books of reference, newspapers, and periodicals and, when authorized by the Secretary of Labor, dues for library membership in societies or associations which issue publications to members only or at a price to members lower than to subscribers who are not members, not exceeding \$8,000; contract stenographic services; and teletype service and tolls (not to exceed \$1,100); **[\$167,502]** \$408,000. (41 U. S. C. 5; Act of July 3, 1945, Public Law 124; Act of Dec. 28, 1945, Public Law 269.)

Estimate 1947, **\$408,000** Appropriated 1946, \* **\$172,327**

\* Includes \$4,825 appropriated in the First Deficiency Appropriation Act, 1946.

By objects	Obligations		
	Estimate, 1947	Estimate, 1946	Actual, 1945
02 Travel	\$2,820	\$2,820	\$2,691
03 Transportation of things	8,065	1,170	1,220
04 Communication services	96,169	48,967	50,373
05 Rents and utility services	73,362	45,550	39,309
07 Other contractual services	35,516	13,175	13,318
08 Supplies and materials	83,533	52,065	51,588
09 Equipment	108,535	8,580	6,312
Grand total obligations	408,000	172,327	164,811
Covered into Treasury as miscellaneous receipts, Public Law 529			+1,823
Estimated savings, unobligated balance			3,416
Total estimate or appropriation	408,000	172,327	170,050
<b>BY PROJECTS OR FUNCTIONS</b>			
1. Office of the Secretary	\$32,970	\$30,500	\$34,951
2. Office of the Solicitor	8,568	8,875	7,375
3. Division of Labor Standards	1,225	5,000	5,413
4. Conciliation Service	4,050	4,550	4,856
5. Bureau of Labor Statistics	264,400	58,102	50,107
6. Children's Bureau	33,747	20,000	21,429
7. Women's Bureau	3,860	3,500	3,957
8. Wage and Hour Division	59,180	41,800	36,723
Grand total obligations	408,000	172,327	164,811
Adjustments (see objects schedule for detail)			+5,239
Total estimate or appropriation	408,000	172,327	170,050

Traveling Expenses, Department of Labor—

Traveling expenses: For traveling expenses under the Department of Labor, **[\$1,058,200]** \$1,778,000: Provided, That all funds transferred to the Department of Labor from any other department or agency under section 601 of the Act of June 30, 1932, as amended (31 U. S. C. 686), and available for travel, and all funds appropriated for traveling expenses under this title, shall be available to reimburse employees at not to exceed 3 cents per mile for expenses of

travel performed by them in privately owned automobiles within the limits of their official stations in the field. (Act of July 3, 1945, Public Law 124; Act of Dec. 28, 1945, Public Law 269.)

Estimate 1947, **\$1,778,000** Appropriated 1946, **\$1,093,200**  
 \* Includes \$35,000 appropriated in the First Deficiency Appropriation Act, 1946.

By objects	Obligations		
	Estimate, 1947	Estimate, 1946	Actual, 1945
02 Travel .....	\$1,778,000	\$1,093,200	\$1,047,204
Estimated savings, unobligated balance .....			14,599
Total estimate or appropriation .....	1,778,000	1,093,200	1,061,800
<b>BY PROJECTS OR FUNCTIONS</b>			
1. Office of the Secretary .....	\$22,400	\$22,400	\$31,509
2. Office of the Solicitor .....	55,142	51,000	49,800
3. Division of Labor Standards .....	32,600	18,200	35,167
4. Conciliation Service .....	552,300	154,100	145,379
5. Bureau of Labor Statistics .....	313,600	128,600	96,774
6. Children's Bureau .....	176,100	141,000	134,583
7. Women's Bureau .....	26,600	21,200	20,614
8. Wage and Hour Division .....	599,258	556,700	533,375
Grand total obligations .....	1,778,000	1,093,200	1,047,204
Adjustments (see objects schedule for detail) .....			+14,599
Total estimate or appropriation .....	1,778,000	1,093,200	1,061,800

**Printing and Binding, Department of Labor--**

Printing and binding: For printing and binding for the Department of Labor, **[\$294,790]** \$359,000. (5 U. S. C. 617; 31 U. S. C. 588; Act of July 3, 1945, Public Law 124.)

Estimate 1947, **\$359,000** Appropriated 1946, **\$294,790**

By objects	Obligations		
	Estimate, 1947	Estimate, 1946	Actual, 1945
06 Printing and binding .....	\$359,000	\$294,790	\$258,678
Estimated savings, unobligated balance .....			10,222
Total estimate or appropriation .....	359,000	294,790	268,900
<b>BY PROJECTS OR FUNCTIONS</b>			
1. Office of the Secretary .....	\$14,432	\$14,700	\$15,603
2. Office of the Solicitor .....	19,580	19,580	9,261
3. Division of Labor Standards .....	20,600	9,900	10,052
4. Conciliation Service .....	1,700	1,700	304
5. Bureau of Labor Statistics .....	120,500	97,510	95,402
6. Children's Bureau .....	143,838	107,800	102,546
7. Women's Bureau .....	17,100	12,000	12,595
8. Wage and Hour Division .....	21,850	31,600	12,315
Grand total obligations .....	359,000	294,790	258,678
Adjustments (see objects schedule for detail) .....			+10,222
Total estimate or appropriation .....	359,000	294,790	268,900

**Penalty Mail Costs, Department of Labor--**

Penalty mail costs: For deposit in the general fund of the Treasury for cost of penalty mail of the Department of Labor as required by section 2 of the Act of June 28, 1944 (Public Law 364), **[\$104,850]** \$90,000. (Act of July 3, 1945, Public Law 124.)

Estimate 1947, **\$90,000** Appropriated 1946, **\$104,850**

By objects	Obligations		
	Estimate, 1947	Estimate, 1946	Actual, 1945
04 Payment for penalty mail .....	\$90,000	\$104,850	\$83,770
Estimated savings, unobligated balance .....			23,993
Total estimate or appropriation .....	90,000	104,850	107,763
<b>BY PROJECTS OR FUNCTIONS</b>			
1. Office of the Secretary .....	\$1,120	\$1,350	\$1,999
2. Office of the Solicitor .....	2,075	2,394	835
3. Division of Labor Standards .....	2,985	2,430	3,593
4. Conciliation Service .....	2,240	2,700	2,246
5. Bureau of Labor Statistics .....	55,560	66,960	51,199
6. Children's Bureau .....	9,125	9,900	7,786
7. Women's Bureau .....	1,660	765	1,459

By projects or functions	Obligations		
	Estimate, 1947	Estimate, 1946	Actual, 1945
5. Wage and Hour Division .....	\$15,235	\$18,351	\$14,653
Grand total obligations .....	90,000	104,850	83,770
Adjustments (see objects schedule for detail) .....			+23,993
Total estimate or appropriation .....	90,000	104,850	107,763

**Salaries and Expenses, Division of Labor Standards, Department of Labor--**

Salaries and expenses, Division of Labor Standards: For salaries and other expenses, including purchase and distribution of reports, and of material for informational exhibits, in connection with the promotion of health, safety, employment stabilization, and amicable industrial relations for labor and industry, **[\$145,763]** \$283,800. (29 U. S. C. 50-50b; Act of July 3, 1945, Public Law 124.)

Estimate 1947, **\$283,800** Appropriated 1946, **\$145,763**

\* Excludes \$28,818 transferred to "Salaries, Office of Secretary of Labor." For comparative purposes the amounts provided for 1945 and 1946 are shown in the schedule as transfers.

By objects	Obligations					
	Estimate, 1947		Estimate, 1946		Actual, 1945	
	Man-years	Total salary	Man-years	Total salary	Man-years	Total salary
<b>PERSONAL SERVICES, DEPARTMENTAL</b>						
Professional service:						
Grade 8. Range \$8,750 to \$9,500:						
Director .....	1	\$9,500	1	\$9,500	1	\$9,000
Grade 7. Range \$7,175 to \$8,225:						
Assistant director .....	1	8,225	1	8,225	1	7,250
Grade 6. Range \$6,230 to \$7,070:						
Chief of safety and health .....	1	6,230				
Principal labor education analyst .....	1	6,230				
Grade 5. Range \$5,180 to \$6,020:						
Senior safety engineer .....	2	10,990	1	5,700	1	5,000
Senior industrial safety engineer .....	1	5,180				
Safety and health technician .....	4	23,507				
Safety technician .....	1	5,180				
Labor management specialist .....	1	5,180				
Senior industrial economist .....	1	5,390	1	5,366	1	5,161
Labor education analyst .....	2	14,540				
Grade 4. Range \$4,300 to \$5,150:						
Industrial hygiene engineer .....	1	4,520	1	4,520	1	3,800
Labor economist .....	1	4,520	1	4,520	1	3,850
Specialist in factory inspection .....	1	4,300				
Consultant in safety codes .....	1	4,300				
Safety engineer .....	2	10,520	2	8,600	2	8,857
Safety technician .....	1	4,300				
Industrial safety engineer .....	1	4,300				
Industrial economist .....	2	9,454	2	9,395	1	7,162
Labor standards analyst .....	2	8,220	1	4,520	1	3,800
Economic analyst .....	1	4,475	1	4,475	1	3,717
Associate labor management analyst .....	3	15,910				
Chief, visual information .....	1	4,520	1	4,520	1	3,800
Associate labor education analyst .....	2	8,600				
Grade 3. Range \$3,640 to \$4,300:						
Safety technician .....	1	3,640				
Associate industrial safety engineer .....	1	3,640	1	3,640	1	3,200
Associate labor standards analyst .....	3	11,250	3	11,186	2	6,581
Grade 2. Range \$2,980 to \$3,640:						
Clerical, administrative, and fiscal service .....	1	3,200	1	3,200	1	2,700
Grade 7. Range \$2,980 to \$3,640:						
Grade 6. Range \$2,650 to \$3,310 .....	2	6,021	2	5,809	2	4,792
Grade 5. Range \$2,320 to \$2,980 .....	4	9,720	4	9,635	4	9,162
Grade 4. Range \$2,100 to \$2,496 .....	8	16,845	5	10,552	3	6,652
Grade 3. Range \$1,902 to \$2,298 .....	7	14,836	1	1,902	3	6,321
Grade 2. Range \$1,704 to \$2,100 .....					0	492
Subprofessional service:						
Grade 8. Range \$2,980 to \$3,640 .....	1	3,090	1	3,077	1	2,580
Grade 6. Range \$2,320 to \$2,980 .....	1	2,430	1	2,405	1	1,985
Crafts, protective, and custodial service:						
Grade 7. Range \$2,364 to \$2,870 .....	2	4,992	2	4,992	2	4,200
Grade 3. Range \$1,572 to \$1,902 .....	1	1,704	1	1,704	0	968
Total permanent, departmental .....						
Temporary employment, departmental .....	70	270,452	35	127,846	36	110,690
Overtime pay, departmental .....				2,628	0	1,119
						23,648
All personal services, departmental .....						
	70	270,452	35	130,474	36	135,418
<b>PERSONAL SERVICES, FIELD</b>						
Clerical, administrative, and fiscal service:						
Grade 14. Range \$7,175 to \$8,225:						
Labor consultant .....	1	7,963	1	7,761	1	6,937
W. A. E. employment, field .....						542
\$1-per-year employment, field .....			75	75	155	155
Overtime pay, field .....				121		628
All personal services, field .....						
	1	7,963	76	7,957	156	8,262
01 Personal services (net) .....	71	278,415	111	138,431	192	143,680

OFFICE OF THE SECRETARY—Continued

Salaries and Expenses, Division of Labor Standards, Department of Labor—Continued

By objects	Obligations		
	Estimate, 1947	Estimate, 1946	Actual, 1945
<b>OTHER OBLIGATIONS</b>			
03 Transportation of things	\$25	\$25	\$276
04 Communications services	1,200	1,200	1,051
07 Other contractual services	1,250	1,253	2,437
08 Supplies and materials	2,910	1,900	3,923
09 Equipment			2,359
Total other obligations	5,385	4,378	10,046
Grand total obligations	283,800	142,809	153,726
Reimbursements for services performed Transferred to "Salaries, Office of Secretary of Labor"		+26,510	+21,815
Net total obligations	283,800	169,319	168,645
Covered into Treasury as miscellaneous receipts, Public Law 529			+80
Excess of obligations over appropriation due to Public Law 106		-23,556	
Estimated savings, unobligated balance			2,575
Total estimate or appropriation	283,800	145,763	171,300
<b>BY PROJECTS OR FUNCTIONS</b>			
1. Office of the Director	\$32,818	\$32,557	\$29,013
2. Promotion of safety and health branch	111,433	33,372	34,503
3. Promotion of labor standards branch	96,036	31,645	25,095
4. Federal-State coordination branch	15,562	15,415	11,813
5. Visual information branch	27,951	27,071	29,026
6. Overtime pay		2,749	24,276
Grand total obligations	283,800	142,809	153,726
Adjustments (see objects schedule for detail)		+2,954	+17,574
Total estimate or appropriation	283,800	145,763	171,300

Salaries and Expenses, Safety and Health Program, Department of Labor (National Defense)—

[Salaries and expenses, safety and health program (national defense): For all expenses necessary to enable the Secretary of Labor to conduct a program of safety and health among employees engaged in national defense industries, including personal services in the District of Columbia and elsewhere, and other items otherwise properly chargeable to the appropriations under the Department of Labor for contingent expenses, traveling expenses, and printing and binding, \$149,215.] (29 U. S. C. 50-50b; Act of July 3, 1945, Public Law 124.)

Appropriated 1946, \$149,215

By objects	Obligations					
	Estimate, 1947		Estimate, 1946		Actual, 1945	
<b>PERSONAL SERVICES, DEPARTMENTAL</b>						
Clerical, administrative, and fiscal service:	Man-	Total	Man-	Total	Man-	Total
Grade 12. Range \$5,180 to \$6,020:	years	salary	years	salary	years	salary
Eye safety specialist					1	\$5,991
Grade 5. Range \$2,300 to \$2,980:			0.6	\$1,207	0.3	648
Professional service:						
Grade 5. Range \$5,180 to \$6,020:			0.6	3,173	1	4,600
Senior industrial safety engineer						
Total permanent, departmental	1.2	4,380	1.2	4,380	2.3	11,239
Overtime pay, departmental				109		1,587
All personal services, departmental	1.2	4,489	1.2	4,489	2.3	12,826
<b>PERSONAL SERVICES, FIELD</b>						
Clerical, administrative, and fiscal service:						
Grade 11. Range \$4,300 to \$5,180:			5.7	23,819	9.6	37,798
Field representative						
Grade 9. Range \$3,640 to \$4,300:			6.8	21,658	11.6	38,650
Associate field representative						
Grade 4. Range \$2,100 to \$2,496:			2.7	5,636	4.7	7,323
Grade 3. Range \$1,902 to \$2,298:			4.9	8,241	10.9	13,553
Grade 2. Range \$1,704 to \$2,100:			2.3	2,570	3	5,937
Total permanent, field		22.4	61,924		39.8	103,261
Temporary employment, field						90
W. A. E. employment, field					0.3	504
\$1-per-year employment, field		500	500		93	93
Overtime pay, field				1,796		19,028
All personal services, field		500	64,220		133.3	123,576
01 Personal services (net)		523.6	68,709		135.6	136,402

By objects	Obligations		
	Estimate, 1947	Estimate, 1946	Actual, 1945
<b>OTHER OBLIGATIONS</b>			
02 Travel		\$15,348	\$21,054
03 Transportation of things		200	515
04 Communication services		1,933	3,522
05 Rents and utility services		2,575	5,123
07 Other contractual services		300	1,807
08 Supplies and materials		150	561
Total other obligations		20,506	32,582
Grand total obligations		89,215	168,984
Covered into Treasury as miscellaneous receipts, Public Law 529			+216
Estimated savings, unobligated balance		60,000	
Total estimate or appropriation		149,215	169,200
<b>BY PROJECTS OR FUNCTIONS</b>			
1. General administration		\$4,380	\$11,239
2. Field service		2,930	136,530
3. Overtime pay		1,905	21,215
Grand total obligations		89,215	168,984
Adjustments (see objects schedule for detail)		+60,000	+216
Total estimate or appropriation		149,215	169,200

Salaries and Expenses, Division of Labor Standards, Department of Labor (National Defense)—

By objects	Obligations					
	Estimate, 1947		Estimate, 1946		Actual, 1945	
<b>PERSONAL SERVICES, DEPARTMENTAL</b>						
Professional service:	Man-	Total	Man-	Total	Man-	Total
Grade 5. Range \$5,180 to \$6,020:	years	salary	years	salary	years	salary
Industrial working conditions analyst					0.1	\$268
Grade 4. Range \$4,300 to \$5,180:						
Industrial working conditions analyst					0.1	222
Grade 3. Range \$3,640 to \$4,300:						
Industrial working conditions analyst					0.1	187
Grade 2. Range \$2,980 to \$3,640:					0.1	152
Clerical, administrative, and fiscal service:						
Grade 4. Range \$2,100 to \$2,496:					0.2	221
Grade 3. Range \$1,902 to \$2,298:					0.1	95
Total permanent, departmental					0.7	1,145
Overtime pay, departmental						211
All personal services, departmental					0.7	1,356
<b>PERSONAL SERVICES, FIELD</b>						
Clerical, administrative, and fiscal service:						
Grade 13. Range \$6,230 to \$7,070:						
Industrial working conditions representative					0.4	1,959
Grade 12. Range \$5,180 to \$6,020:						
Industrial working conditions representative					0.8	3,119
Grade 11. Range \$4,300 to \$5,180:						
Industrial working conditions representative					2	5,723
Grade 9. Range \$3,640 to \$4,300:						
Industrial working conditions representative					0.8	2,433
Grade 5. Range \$2,320 to \$2,980:					0.7	1,673
Grade 3. Range \$1,902 to \$2,298:					0.4	612
Grade 2. Range \$1,704 to \$2,100:					0.4	508
Total permanent, field					5.5	16,087
Overtime pay, field						2,717
All personal services, field					5.5	18,804
01 Personal services (net)					6.2	20,160
<b>OTHER OBLIGATIONS</b>						
02 Travel						901
03 Transportation of things						444
04 Communication services						229
05 Rents and utility services						876
08 Supplies and materials						13
Total other obligations						2,463
Grand total obligations						22,623
Reappropriation of prior year balance for 1945						-40,000
Estimated savings, unobligated balance						17,377
Total estimate or appropriation						

The appropriation under this title for traveling expenses shall be available for expenses of attendance of cooperating officials and consultants at conferences concerned with the work of the Division of Labor Standards when called by the Division with the written approval of the Secretary of Labor, and shall be available also in an amount not to exceed \$2,000 for expenses of attendance at meetings related to the work of the Division of Labor Standards when incurred on the written authority of the Secretary of Labor. (Act of July 3, 1945, Public Law 124.)

**Salaries and Expenses, Commissioners of Conciliation, Department of Labor—**

Commissioners of Conciliation: For expenses necessary to enable the Secretary of Labor to exercise the authority vested in him by section 8 of the Act creating the Department of Labor (5 U. S. C. 611), including newspapers, books of reference, and periodicals; not to exceed \$120,000 for the temporary employment of arbitrators and mediators on labor relations without regard to the classification laws; and not to exceed \$578,000 \$190,000 for personal services in the District of Columbia, \$845,300 \$2,363,500. (5 U. S. C. 619; Act of July 3, 1945, Public Law 124.)

Estimate 1947, \* \$2,363,500      Appropriated 1946, \$445,300

\* Excludes \$19,000 transferred to "Salaries, Office of Secretary of Labor." For comparative purposes the amounts provided for 1945 and 1946 are shown in the schedule as transfers.

By objects	Obligations					
	Estimate, 1947		Estimate, 1946		Actual, 1945	
<b>PERSONAL SERVICES, DEPARTMENTAL</b>	Man-	Total	Man-	Total	Man-	Total
Clerical, administrative, and fiscal service:	years	salary	years	salary	years	salary
Grade 15. Range \$8,750 to \$9,800:						
Director	1	\$9,010	1	\$9,010	0.8	\$7,482
Associate director	1	8,750				
Special assistant to the director	0.9	7,870				
Grade 14. Range \$7,175 to \$8,225:						
Chief of branch	3.9	27,976				
Assistant director			1	7,175	0.9	6,121
Grade 13. Range \$6,230 to \$7,070:						
Liaison officer	5	31,150	1	6,335	1	5,600
Chief of branch			2	12,670	2	11,250
Grade 12. Range \$5,180 to \$6,020:						
Chief of section	1	5,150				
Grade 11. Range \$4,300 to \$5,180:						
Assistant liaison officer	1	4,300				
Review analyst	3	12,900				
Grade 9. Range \$3,640 to \$4,300:						
Training specialist			1	3,771	1	3,275
Grade 7. Range \$2,980 to \$3,640:	1.8	5,562	1	3,255	1	2,800
Grade 5. Range \$2,320 to \$2,980:	7.8	18,629	6	14,415	6	12,324
Grade 4. Range \$2,100 to \$2,496:	3.7	7,770	1.7	3,636	1.8	3,220
Grade 3. Range \$1,902 to \$2,298:	9.2	17,500				
Total permanent, departmental	39.3	156,597	14.7	60,267	14.5	52,072
W. A. E. employment, departmental	4	33,500				
W. O. C. employment, departmental	0.4	0	0.2	0		
Overtime pay, departmental				1,489		11,254
All personal services, departmental	43.7	190,097	14.9	61,756	14.5	63,326
<b>PERSONAL SERVICES, FIELD</b>						
Clerical, administrative, and fiscal service:						
Grade 15. Range \$8,750 to \$9,800:						
Regional director	6.2	54,350				
Grade 14. Range \$7,175 to \$8,225:						
Assistant regional director	6.3	45,202				
Regional supervisor	6	43,050				
Grade 13. Range \$6,230 to \$7,070:						
Liaison officer			3	18,795	3	16,731
Commissioner, technical	4	24,920				
Commissioner	85.9	535,157	2	12,670	1.8	10,163
Grade 12. Range \$5,180 to \$6,020:						
Commissioner, technical	4.7	24,345				
Commissioner	111.2	576,016	58.2	307,553	57.2	265,775
Grade 11. Range \$4,300 to \$5,180:						
Commissioner, technical	3.4	14,838				
Commissioner	85.8	368,940	10	43,880	10.4	39,101
Grade 6. Range \$2,650 to \$3,310:	7	18,550				
Grade 5. Range \$2,320 to \$2,980:	7	16,240				
Grade 4. Range \$2,100 to \$2,496:	35.7	74,970				
Grade 3. Range \$1,902 to \$2,298:	47.3	89,964				
Grade 2. Range \$1,704 to \$2,100:	13	22,152				
Total permanent, field	423.5	1,908,694	73.2	382,898	72.4	331,770
W. A. E. employment, field	16.3	86,200				
Overtime pay, field				5,211		44,980
Additional compensation for foreign service, field		3,700				
All personal services, field	439.8	1,998,603	73.2	388,109	72.4	376,750
01 Personal services (net)	483.5	2,188,700	88.1	449,865	86.9	440,076

By objects	Obligations		
	Estimate, 1947	Estimate, 1946	Actual, 1945
<b>OTHER OBLIGATIONS</b>			
02 Travel	\$16,950	\$5,500	\$4,508
03 Transportation of things	1,800		
04 Communication services	96,000	25,000	24,868
05 Rents and utilities	48,250		
07 Other contractual services	3,000	1,000	89
08 Supplies and materials	6,400		
09 Equipment	2,400		
Total other obligations	174,800	31,500	29,465
Grand total obligations	2,363,500	481,365	469,541
Transferred to "Salaries, Office of Secretary of Labor"		+23,024	+18,719
Net total obligations	2,363,500	504,389	488,260
Covered into Treasury as miscellaneous receipts, Public Law 529			+2,000
Excess of obligations over appropriation due to Public Law 106		-59,089	
Estimated savings, unobligated balance			2,740
Total estimate or appropriation	2,363,500	445,300	493,000
<b>BY PROJECTS OR FUNCTIONS</b>			
1. Office of director	\$66,440	\$24,413	\$19,948
2. Field operations branch	52,410	27,614	24,430
3. Procedure and training branch	46,250	9,860	9,075
4. Arbitration	97,700	8,870	7,750
5. Technical service branch	77,600	8,605	7,600
6. Regional offices	2,023,100	395,603	344,504
7. Overtime pay	6,700	6,700	56,234
Grand total obligations	2,363,500	481,365	469,541
Adjustments (see objects schedule for detail)		-36,065	+23,459
Total estimate or appropriation	2,363,500	445,300	493,000

**Commissioners of Conciliation, Department of Labor (National Defense)—**

Commissioners of Conciliation (national defense): For all expenses necessary to enable the Secretary of Labor to perform conciliation services in situations growing out of employment in industries under the national defense program, including personal services in the District of Columbia and elsewhere, and other items otherwise properly chargeable to the appropriations under the Department of Labor for contingent expenses, traveling expenses, and printing and binding, \$1,786,200. (5 U. S. C. 611, 619; Act of July 3, 1945, Public Law 124.)

Appropriated 1946, \$1,786,200

By objects	Obligations					
	Estimate, 1947		Estimate, 1946		Actual, 1945	
<b>PERSONAL SERVICES, DEPARTMENTAL</b>	Man-	Total	Man-	Total	Man-	Total
Clerical, administrative, and fiscal service:	years	salary	years	salary	years	salary
Grade 13. Range \$6,230 to \$7,070:						
Liaison officer			1	\$6,440	1	\$5,800
Grade 11. Range \$4,300 to \$5,180:						
Assistant special representative			1	4,300	1	3,800
Chief of branch			1	5,180	1	4,000
Grade 7. Range \$2,980 to \$3,640:			6	17,900	5.5	13,924
Grade 5. Range \$2,320 to \$2,980:	4.3	10,724	4.2	8,555	4.2	8,555
Grade 4. Range \$2,100 to \$2,496:	7	14,736	6.9	12,340	6.9	12,340
Grade 3. Range \$1,902 to \$2,298:	26.7	51,463	24.5	39,241	24.5	39,241
Grade 2. Range \$1,704 to \$2,100:	3.5	6,096	2.5	3,660	2.5	3,660
Crafts, protective, and custodial service:						
Grade 4. Range \$1,770 to \$2,166:			1	1,902	1	1,560
Total permanent, departmental			51.5	118,831	47.6	92,880
Overtime pay, departmental				3,798		15,325
All personal services, departmental			51.5	122,629	47.6	108,205
<b>PERSONAL SERVICES, FIELD</b>						
Clerical, administrative, and fiscal service:						
Grade 14. Range \$7,175 to \$8,225:						
Regional director			5	35,875	4.9	31,465
Grade 13. Range \$6,230 to \$7,070:						
Regional supervisor			9.8	61,053	8	44,647
Commissioner			16.5	102,798	13.8	74,905
Grade 12. Range \$5,180 to \$6,020:						
Commissioner			69.8	362,824	56.1	249,213
Commissioner, arbitration			12	64,050	11.7	53,654
Commissioner, technical			3.7	19,166	3.6	16,587
Grade 11. Range \$4,300 to \$5,180:						
Commissioner			81.6	350,861	59.4	227,334
Commissioner, technical			8	34,620	7.7	29,213
Grade 10. Range \$3,970 to \$4,630:						
Commissioner			30.1	119,497	25.2	81,441
Commissioner, technical			1	3,970	1	3,420

OFFICE OF THE SECRETARY—Continued

Commissioners of Conciliation, Department of Labor (National Defense)—Continued

By objects	Obligations					
	Estimate, 1947		Estimate, 1946		Actual, 1945	
PERSONAL SERVICES, FIELD—continued	Man- years	Total salary	Man- years	Total salary	Man- years	Total salary
Clerical, administrative, and fiscal service—Continued						
Grade 6. Range \$2,650 to \$3,310			1	\$2,650	0 9	\$2,200
Grade 5. Range \$2,320 to \$2,980			4	9,280	4	8,000
Grade 4. Range \$2,100 to \$2,496			33 4	70,138	30 4	53,304
Grade 3. Range \$1,902 to \$2,298			44.3	84,522	40.5	65,516
Grade 2. Range \$1,704 to \$2,100			11	18,744	10.8	15,520
Total permanent, field			331.2		278	
				1,340,048		956,419
W. A. E. employment, field			5	25,900	3.8	17,238
Overtime pay, field				20,265		161,450
Additional pay for foreign service, field				3,739		2,450
All personal services, field			336.2		281.8	
				1,389,952		1,137,557
01 Personal services (net)			387.7		329.4	
				1,512,581		1,245,762
OTHER OBLIGATIONS						
02 Travel				345,500		298,356
03 Transportation of things				2,500		1,965
04 Communication services				71,000		73,728
05 Rents and utility services				46,000		47,952
07 Other contractual services				2,000		2,759
08 Supplies and materials				9,000		9,596
09 Equipment				4,000		13,966
Total other obligations				480,000		448,022
Grand total obligations				1,992,581		1,693,784
Covered into Treasury as miscellaneous receipts, Public Law 529						+5,500
Excess of obligations over appropriation due to Public Law 106				-206,381		
Estimated savings, unobligated balance						21,716
Total estimate or appropriation				1,786,200		1,721,000
BY PROJECTS OR FUNCTIONS						
1. Field operations branch				\$26,224		\$18,460
2. Procedure and training branch				49,567		36,540
3. Arbitration				120,688		112,802
4. Technical service branch				85,830		79,520
5. Business management				55,050		38,710
6. Regional offices				1,631,159		1,230,977
7. Overtime pay				24,063		176,775
Grand total obligations				1,992,581		1,693,784
Adjustments (see objects schedule for detail)				-206,381		+27,216
Total estimate or appropriation				1,786,200		1,721,000

The appropriation in this title for traveling expenses shall be available in an amount not to exceed \$2,000 for expenses of attendance at meetings, conferences, or conventions concerned with labor and industrial relations when incurred on the written authority of the Secretary of Labor. (Act of July 3, 1945, Public Law 124.)

Salaries and Expenses, National War Labor Board, Department of Labor—

By objects	Obligations		
	Estimate, 1947	Estimate, 1946	Actual, 1945
Obligations		\$7,201,242	
Received by transfer from "Salaries and expenses, National War Labor Board"		-7,201,242	
Total estimate or appropriation			

Salaries and Expenses, Retraining and Reemployment Administration, Department of Labor—

By objects	Obligations		
	Estimate, 1947	Estimate, 1946	Actual, 1945
Obligations		\$281,312	
Received by transfer from "Salaries and expenses, Office of War Mobilization and Reconversion"		-281,312	
Total estimate or appropriation			

Salaries and Expenses, Shipbuilding Stabilization Committee Functions, Department of Labor—

By objects	Obligations		
	Estimate, 1947	Estimate, 1946	Actual, 1945
Obligations		\$11,275	
Received by transfer from "Salaries and expenses, Office of War Mobilization and Reconversion"		-11,275	
Total estimate or appropriation			

General Administration, War Manpower Functions, Department of Labor—

By objects	Obligations		
	Estimate, 1947	Estimate, 1946	Actual, 1945
Obligations		\$4,930,455	
Received by transfer from "General administration, War Manpower Commission"		-4,930,455	
Total estimate or appropriation			

Penalty Mail Costs, War Manpower Functions, Department of Labor—

By objects	Obligations		
	Estimate, 1947	Estimate, 1946	Actual, 1945
Obligations		\$531,000	
Received by transfer from "Penalty mail costs, War Manpower Commission"		-531,000	
Total estimate or appropriation			

Apprentice Training Service, War Manpower Functions, Department of Labor—

【Apprentice Training Service: For an additional amount, fiscal year 1946, for "Apprentice Training Service", including the objects specified under this head in the War Manpower Commission Appropriation Act, 1946, and including not to exceed \$3,250 additional for printing and binding and \$59,000 additional for travel expenses, \$431,500.】 (Act of Dec. 28, 1945, Public Law 269.)

Appropriated 1946, \$431,500

By objects	Obligations		
	Estimate, 1947	Estimate, 1946	Actual, 1945
Obligations		\$778,557	
Received by transfer from "Apprentice Training Service, War Manpower Commission"		-347,057	
Total estimate or appropriation		431,500	

Apprentice Training Service, War Manpower Functions, Department of Labor (National Defense)—

By objects	Obligations		
	Estimate, 1947	Estimate, 1946	Actual, 1945
Obligations		\$240,851	
Received by transfer from "Apprentice Training Service, War Manpower Commission (national defense)"		-240,851	
Total estimate or appropriation			

Employment Office Facilities and Services, War Manpower Functions, Department of Labor—

By objects	Obligations		
	Estimate, 1947	Estimate, 1946	Actual, 1945
Obligations		\$23,564,038	
Received by transfer from "Employment office facilities and services, War Manpower Commission"		-23,564,038	
Total estimate or appropriation			

**Training-Within-Industry Service, War Manpower Functions, Department of Labor—**

By objects	Obligations		
	Estimate, 1947	Estimate, 1946	Actual, 1945
Obligations		\$149,588	
Received by transfer from "Training-within-industry service, War Manpower Commission (national defense)"		-149,588	
Total estimate or appropriation			

**Migration of Workers, War Manpower Functions, Department of Labor—**

By objects	Obligations		
	Estimate, 1947	Estimate, 1946	Actual, 1945
Obligations		\$760,081	
Received by transfer from "Migration of workers, War Manpower Commission"		-760,081	
Total estimate or appropriation			

Total, Office of the Secretary, annual appropriations, general account:

Estimate 1947, **\$6,949,600**      Appropriated 1946, **\$5,796,013**

Trust account:

**Supply and Distribution of Farm Labor, Employment Service, War Manpower Functions, Department of Labor—**

For expenditures from payments made by State Extension Services, for recruitment and placement of farm labor. (Act of July 29, 1943, Public Law 45.)

Estimate 1947, **\$250,000**      Appropriated 1946, **\$400,000**  
Revised 1946, **\$250,000**

By objects	Obligations		
	Estimate, 1947	Estimate, 1946	Actual, 1945
01 Personal services (net)	\$190,450	\$190,450	\$338,832
OTHER OBLIGATIONS			
02 Travel	39,755	39,755	70,600
03 Transportation of things	45	45	89
04 Communication services	9,742	9,742	17,353
05 Rents and utility services	8,258	8,258	14,674
07 Other contractual services	735	735	1,334
08 Supplies and materials	1,015	1,015	1,779
Total other obligations	59,550	59,550	105,829
Total estimate or appropriation	250,000	250,000	444,661

Statement of proposed expenditures for purchase, maintenance, repair, and operation of passenger-carrying vehicles for the fiscal year ending June 30, 1947

OFFICE OF THE SECRETARY

Appropriation	Vehicles (motor unless otherwise indicated) to be purchased		Old vehicles to be exchanged		Net cost of vehicles to be purchased	Old vehicles still to be used	Total maintenance, repair, and operation, all vehicles	Public purpose and users
	Number	Gross cost	Number	Allowance (estimated)				
Contingent expenses, Department of Labor.						4	\$1,200	1 car for the use of the Secretary of Labor and 3 for general use by other officials of the Department.

BUREAU OF LABOR STATISTICS

**Salaries and Expenses, Bureau of Labor Statistics—**

Salaries and expenses: For personal services [including temporary statistical clerks, stenographers, and typists in the District of Columbia, and] including [also experts and] temporary assistants for field service [outside of the District of Columbia]; purchase of periodicals, documents, envelopes, price quotations, and reports and materials for reports and bulletins of said Bureau; reimbursement to State, Federal, and local agencies and their employees for services rendered; and not to exceed \$15,000 for the temporary employment of experts without regard to the civil service and classification laws; [\$1,104,560] \$4,335,000, of which amount not to exceed [\$995,000] \$3,100,000 may be expended for [the salary of the Commissioner and other] personal services in the District of Columbia. (29 U. S. C. 2; Act of July 3, 1945; Act of Dec. 28, 1945, Public Law 269.)

Estimate 1947, **\$4,335,000**      Appropriated 1946, **\$1,277,320**

\* Includes \$172,760 appropriated in the First Deficiency Appropriation Act, 1946.

By objects	Obligations					
	Estimate, 1947		Estimate, 1946		Actual, 1945	
<b>PERSONAL SERVICES, DEPARTMENTAL</b>						
Professional service:	Man-	Total	Man-	Total	Man-	Total
Grade 8. Range \$8,750 to \$9,800:	years	salary	years	salary	years	salary
Commissioner	1	\$9,800	1	\$9,800	1	\$9,000
Acting commissioner	1	9,538	1	9,538	1	8,312
Assistant commissioner	1.9	16,888	1.9	16,778		
Grade 7. Range \$7,175 to \$8,225:						
Chief of field service	1	7,438	1	7,223		
Chief of branch	3	22,314	3	22,091	2.9	19,454
Chief of division					1	6,594
Economic analyst	4.9	35,084				
Grade 6. Range \$6,230 to \$7,070:						
Chief statistician	1	6,230	1	6,230	1.1	7,100
Economic analyst	10.4	66,004	3.8	24,163	4.7	27,830
Chief of division	14	89,960	9	58,452	3.9	22,191
Assistant chief of branch	0.9	5,796	1.9	12,047	5.1	28,350

By objects	Obligations					
	Estimate, 1947		Estimate, 1946		Actual, 1945	
<b>PERSONAL SERVICES, DEPARTMENTAL—CON.</b>						
Professional service—Continued	Man-	Total	Man-	Total	Man-	Total
Grade 5. Range \$5,180 to \$6,020:	years	salary	years	salary	years	salary
Statistician	6.6	\$35,448	3.9	\$21,332	2.7	\$12,542
Economic analyst	36.8		16.1		5.8	
Assistant chief of division	1	194,869	1	85,394		26,793
Grade 4. Range \$4,300 to \$5,180:						
Economic analyst	48	211,229	15.8	69,797	12.1	50,676
Statistician	10.4	46,700	2	8,998	2.8	10,612
Grade 3. Range \$3,640 to \$4,300:						
Economic analyst	53.1		19		18.1	
Statistician		197,999		71,208		62,236
Grade 2. Range \$2,980 to \$3,640:						
Statistician	7.2	27,630	2.7	10,526	2.7	9,226
Grade 1. Range \$2,320 to \$2,980:						
Statistician	66.2	205,015	25.5	78,844	23.6	61,310
Grade 1. Range \$2,320 to \$2,980:						
Statistician	71.3	171,663	27.4	66,447	24.9	49,670
Clerical, administrative, and fiscal service:						
Grade 14. Range \$7,175 to \$8,225:						
Executive officer	0.8	5,740	0.8	5,740		
Grade 13. Range \$6,230 to \$7,070:						
Chief of branch	1	6,440	1	6,440	1	6,083
Administrative analyst	0.9	5,796	0.9	5,796		
Grade 12. Range \$5,180 to \$6,020:						
Economic analyst					0.6	2,798
Grade 11. Range \$4,300 to \$5,180:						
Chief of division	2	8,930	1	4,520	1	3,800
Visual information specialist	0.9	4,068	0.9	3,946	0.9	3,262
Administrative analyst	1.8	7,960	1.8	7,960	1	3,800
Grade 9. Range \$3,640 to \$4,300:						
Administrative assistant	10.8	40,613	7.8	29,284	4	13,684
Grade 7. Range \$2,980 to \$3,640:						
Grade 6. Range \$2,650 to \$3,310:						
Grade 5. Range \$2,320 to \$2,980:						
Grade 4. Range \$2,100 to \$2,496:						
Grade 3. Range \$1,902 to \$2,298:						
Grade 2. Range \$1,704 to \$2,100:						
Grade 1. Range \$1,506 to \$1,902:						
Subprofessional service:						
Grade 6. Range \$2,320 to \$2,980:						

BUREAU OF LABOR STATISTICS—Continued

Salaries and Expenses, Bureau of Labor Statistics—Continued

By objects	Obligations					
	Estimate, 1947		Estimate, 1946		Actual, 1945	
	Man-years	Total salary	Man-years	Total salary	Man-years	Total salary
<b>PERSONAL SERVICES, DEPARTMENTAL—CON</b>						
Crafts, protective, and custodial service:						
Grade 5. Range \$1,968 to \$2,394	1	\$2,100	1	\$2,034		
Grade 4. Range \$1,770 to \$2,106					1	\$1,710
Grade 3. Range \$1,572 to \$1,902	9	15,402	6	10,163	5.3	7,398
Grade 2. Range \$1,440 to \$1,770	1	1,506	1	1,440	0.6	704
Total permanent, departmental	1,012.8	2,825,076	444.3	1,274,184	409.4	960,877
Overtime pay, departmental		13,200		26,170		185,655
Night-work differential, departmental		7,000		2,000		
All personal services, departmental	1,012.8	2,845,276	444.3	1,302,354	409.4	1,146,532
<b>PERSONAL SERVICES, FIELD</b>						
<b>Professional service:</b>						
Grade 6. Range \$6,230 to \$7,070:						
Regional director	7.6	48,944				
Grade 5. Range \$5,180 to \$6,020:						
Economic analyst	16.3	87,161				
Grade 4. Range \$4,300 to \$5,180:						
Economic analyst	23.4		3.2	13,618		
Grade 3. Range \$3,640 to \$4,300:						
Economic analyst	34.1		0.9	3,485	1.6	5,070
Grade 2. Range \$2,980 to \$3,640	77.7	128,554	23.1	72,234	16.6	44,615
Grade 1. Range \$2,320 to \$2,980	75.6	243,284	8.3	19,972	3.9	7,849
		182,032				
Clerical, administrative, and fiscal service:						
Grade 11. Range \$4,300 to \$5,180:						
Economic analyst					0.6	3,884
Grade 7. Range \$2,980 to \$3,640					0.6	1,708
Grade 5. Range \$2,320 to \$2,980	16.4	40,622	1	2,549	2.4	4,911
Grade 4. Range \$2,100 to \$2,496	24.5	53,199	5	10,688	6.9	12,853
Grade 3. Range \$1,902 to \$2,298	174.5	345,326	7.2	14,745	13.2	18,386
Grade 2. Range \$1,704 to \$2,100					0.1	135
Total permanent, field	450.1	1,232,305	48.7	137,282	45.9	99,391
W. A. E. employment, field	86.2	169,419	16.8	33,759	13.6	22,475
Overtime pay, field				1,996		24,601
All personal services, field	536.3	1,401,724	65.5	173,037	59.5	146,467
01 Personal services (net)	1,549.1	4,247,000	509.8	1,475,391	468.9	1,292,999
<b>OTHER OBLIGATIONS</b>						
03 Transportation of things				400		568
04 Communication services		9,000		6,400		7,236
05 Rents and utility services		65,000				
07 Other contractual services		5,000		5,300		5,336
08 Supplies and materials		9,000		5,000		4,822
Total other obligations		88,000		17,100		17,962
Grand total obligations	4,335,000		1,492,491		1,310,961	
Reimbursements for services performed						-3,514
Net total obligations	4,335,000		1,492,491		1,307,447	
Covered into Treasury as miscellaneous receipts, Public Law 529						369
Excess of obligations over appropriation due to Public Law 106				-215,171		
Estimated savings, unobligated balance						4,493
Total estimate or appropriation	4,335,000		1,277,320		1,312,300	
<b>BY PROJECTS OR FUNCTIONS</b>						
1. Office of the commissioner		\$173,867		\$86,886		\$54,336
2. Labor economics and publications		273,974		129,905		73,336
3. Management services		219,387		141,987		110,971
4. Machine tabulation		130,562		81,399		70,812
5. Employment and construction statistics		1,066,018		312,112		253,688
6. Productivity and technological developments		219,861		125,172		82,299
7. Occupational outlook		37,783		56,202		61,199
8. Prices and cost of living		820,161		235,080		194,368
9. Wages		1,052,229		152,125		112,687
10. Industrial relations		234,399		113,094		53,617
11. Industrial hazards		93,559		30,363		33,492
12. Overtime pay		13,200		28,166		210,256
Grand total obligations	4,335,000		1,492,491		1,310,961	
Adjustments (see objects schedule for detail)				-215,171		1,339
Total estimate or appropriation	4,335,000		1,277,320		1,312,300	

The appropriation in this title for traveling expenses shall be available, in an amount not to exceed \$2,000, for expenses of attendance at meetings concerned with the work of the Bureau of Labor Statistics when incurred on the written authority of the Secretary of Labor. (Act of July 3, 1945, Public Law 124.)

Salaries and Expenses, Bureau of Labor Statistics (National Defense)—

[Salaries and expenses (national defense): For all expenses necessary to enable the Secretary of Labor, through the Bureau of Labor Statistics, in relation to the national security and defense, to perform the functions authorized by the Act of June 13, 1888, and other Acts (29 U. S. C. 1); to conduct studies relative to problems connected with labor likely to arise upon the termination of the existing emergent conditions in connection with defense activities throughout the United States, such expenses to include personal services in the District of Columbia and elsewhere, and other items otherwise properly chargeable to the appropriations under the Department of Labor for contingent expenses, traveling expenses, and printing and binding, and not to exceed \$15,000 for the temporary employment of experts without regard to the civil-service and classification laws; \$2,356,876: *Provided*, That not to exceed \$585,913 shall be used for a cost of living study and report.] (Act of July 3, 1945, Public Law 124.)

Appropriated 1946, \$2,356,876

By objects	Obligations					
	Estimate, 1947		Estimate, 1946		Actual, 1945	
	Man-years	Total salary	Man-years	Total salary	Man-years	Total salary
<b>PERSONAL SERVICES, DEPARTMENTAL</b>						
<b>Professional services:</b>						
Grade 7. Range \$7,175 to \$8,225:						
Economic analyst			4.9	\$35,400	1	\$6,500
Chief of field service					1	6,500
Grade 6. Range \$6,230 to \$7,070:						
Economic analyst			5.8	36,134	1.8	10,745
Assistant chief of branch			0.8	5,194	0.4	2,375
Chief of division			2	12,510	2	11,550
Grade 5. Range \$5,180 to \$6,020:						
Statistician			2.7	13,986	3.5	16,413
Economic analyst			13.1	68,647	5.4	23,936
Grade 4. Range \$4,300 to \$5,180:						
Statistician			8.4	36,340	6.5	25,466
Economic analyst			19.8	87,597	17.5	67,025
Grade 3. Range \$3,640 to \$4,300:						
Statistician			4.5	16,828	5.9	18,807
Economic analyst			20.1	75,162	15.6	51,173
Grade 2. Range \$2,980 to \$3,640			40	123,011	29.9	78,570
Grade 1. Range \$2,320 to \$2,980			37.6	89,474	29.5	58,484
Clerical, administrative, and fiscal service:						
Grade 11. Range \$4,300 to \$5,180:						
Administrative assistant			1	4,300	0.8	3,277
Grade 9. Range \$3,640 to \$4,300:						
Administrative assistant			3	10,920	0.4	1,333
Grade 7. Range \$2,980 to \$3,640						
Grade 6. Range \$2,650 to \$3,310			8.5	26,095	5.4	14,370
Grade 5. Range \$2,320 to \$2,980			2	5,300	6	14,022
Grade 4. Range \$2,100 to \$2,496			22.7	54,347	25.8	51,432
Grade 3. Range \$1,902 to \$2,298			78	167,700	55.6	100,010
Grade 2. Range \$1,704 to \$2,100			173.4	341,213	165.3	266,145
Grade 1. Range \$1,506 to \$1,902			29.6	52,736	41.3	59,695
Subprofessional service:						
Grade 6. Range \$2,320 to \$2,980			3.7	5,662	0.1	95
Crafts, protective, and custodial service:						
Grade 3. Range \$1,572 to \$1,902						
						0.2 311
Total permanent, departmental			484.6	1,274,219	425.5	894,580
Overtime pay, departmental				35,733		181,410
Night-work differential, departmental				5,000		
All personal services, departmental			484.6	1,314,952	425.5	1,075,990
<b>PERSONAL SERVICES, FIELD</b>						
<b>Professional service:</b>						
Grade 6. Range \$6,230 to \$7,070:						
Regional director			7.6	48,511	7.6	42,326
Grade 5. Range \$5,180 to \$6,020:						
Economic analyst			16.3	86,494	6.5	30,710
Grade 4. Range \$4,300 to \$5,180:						
Economic analyst			16.4	72,252	5	18,651
Grade 3. Range \$3,640 to \$4,300:						
Economic analyst			33.2	123,614	22.8	72,505
Grade 2. Range \$2,980 to \$3,640			56.2	172,607	58.2	153,764
Grade 1. Range \$2,320 to \$2,980			60.8	145,158	54.4	109,563
Clerical, administrative, and fiscal service:						
Grade 9. Range \$3,640 to \$4,300:						
Economic analyst					2.9	9,726
Grade 7. Range \$2,980 to \$3,640					5	13,499
Grade 5. Range \$2,320 to \$2,980					15.4	37,447
Grade 4. Range \$2,100 to \$2,496					19.5	41,735
Grade 3. Range \$1,902 to \$2,298					162.8	318,652
Grade 2. Range \$1,704 to \$2,100					114	203,374
Grade 1. Range \$1,506 to \$1,902					6.6	16,332
Total permanent, field			388.2	1,046,470	315	734,965
W. A. E. employment, field			48.9	94,471	103	150,696



By objects	Obligations					
	Estimate, 1947	Estimate, 1946	Actual, 1945			
<b>PERSONAL SERVICES, FIELD—continued</b>	Man- years	Total salary	Man- years	Total salary	Man- years	Total salary
Overtime pay, field			\$24,963		\$173,472	
All personal services, field	437.1	1,165,904	418	1,059,133		
01 Personal services (net)	921.7	2,480,856	843.5	2,135,123		
<b>OTHER OBLIGATIONS</b>						
02 Travel		171,000		229,463		
03 Transportation of things		4,500		3,361		
04 Communication services		28,123		20,191		
05 Rents and utility services		67,400		67,183		
06 Printing and binding				15,466		
07 Other contractual services		2,000		37,698		
08 Supplies and materials		24,700		28,016		
09 Equipment		2,000		51,901		
Total other obligations		299,723		473,279		
Grand total obligations		2,780,579		2,608,402		
Reimbursements for services performed				-61,757		
Net total obligations		2,780,579		2,546,645		
Covered into Treasury as miscellaneous receipts, Public Law 529				890		
Excess of obligations over appropriation due to Public Law 106		-423,703				
Estimated savings, unobligated balance				124,865		
Total estimate or appropriation		2,356,876		2,672,400		

BY PROJECTS OR FUNCTIONS	Estimate, 1947	Estimate, 1946	Actual, 1945
1. Office of the commissioner		\$100,095	\$83,897
2. Labor economics and publications		112,979	47,481
3. Management services		79,131	67,517
4. Machine tabulation		75,121	70,570
5. Employment and construction statistics		682,647	483,728
6. Productivity and technological developments		22,015	19,222
7. Occupational outlook		27,068	19,307
8. Prices and cost of living		554,221	650,487
9. Wages		982,671	693,762
10. Industrial relations		32,136	37,596
11. Industrial hazards		51,799	79,953
12. Overtime		60,696	354,882
Grand total obligations		2,780,579	2,608,402
Adjustments (see objects schedule for detail)		-423,703	+63,998
Total estimate or appropriation		2,356,876	2,672,400

**Working Fund, Labor, Labor Statistics (Advances From Office for Emergency Management)—**

By objects	Obligations					
	Estimate, 1947	Estimate, 1946	Actual, 1945			
<i>To conduct fact-finding studies</i>						
<b>PERSONAL SERVICES, DEPARTMENTAL</b>	Man- years	Total salary	Man- years	Total salary	Man- years	Total salary
Professional service:						
Grade 6. Range \$6,230 to \$7,070			1	\$6,230	0.4	\$2,089
Economic analyst			1	5,180	3.3	14,934
Grade 5. Range \$5,180 to \$6,020			2	8,600	4.7	18,318
Economic analyst			6.6	24,244	7.9	25,900
Grade 4. Range \$4,300 to \$5,180			8.1	24,358	9.7	27,960
Economic analyst			2	4,860	9.9	20,243
Grade 3. Range \$3,640 to \$4,300					0.1	1,867
Economic analyst			2	6,070	4.1	10,877
Grade 2. Range \$2,980 to \$3,640			1	2,650		
Economic analyst			2	4,860	3.5	6,960
Grade 1. Range \$2,320 to \$2,980			8	16,866	10.5	19,689
Clerical, administrative, and fiscal service:			40.3	77,845	50.3	82,630
Grade 9. Range \$3,640 to \$4,300			33.3	58,423	53.4	77,259
Economic analyst					5	6,917
Grade 7. Range \$2,980 to \$3,640					0.9	1,086
Grade 6. Range \$2,650 to \$3,310						
Grade 5. Range \$2,320 to \$2,980						
Grade 4. Range \$2,100 to \$2,496						
Grade 3. Range \$1,902 to \$2,298						
Grade 2. Range \$1,704 to \$2,100						
Crafts, protective, and custodial service:						
Grade 3. Range \$1,572 to \$1,902						
Grade 2. Range \$1,440 to \$1,770						
Total permanent, departmental	107.3	240,186	163.7	316,729		
Overtime pay, departmental		4,180		66,468		
All personal services, departmental	107.3	244,366	163.7	383,197		

By objects	Obligations					
	Estimate, 1947	Estimate, 1946	Actual, 1945			
<b>PERSONAL SERVICES, FIELD</b>	Man- years	Total salary	Man- years	Total salary	Man- years	Total salary
Professional service:						
Grade 5. Range \$5,180 to \$6,020			9	\$46,830	11.6	\$53,122
Economic analyst			2.3	9,890	8.9	33,670
Grade 4. Range \$4,300 to \$5,180			5	18,530	15.1	49,055
Economic analyst			28	84,100	44.7	111,361
Grade 3. Range \$3,640 to \$4,300			31	72,140	41.5	82,070
Economic analyst						
Grade 2. Range \$2,980 to \$3,640						
Grade 1. Range \$2,320 to \$2,980						
Clerical, administrative, and fiscal service:						
Grade 11. Range \$4,300 to \$5,180					2	9,200
Economic analyst						
Grade 9. Range \$3,640 to \$4,300					2.6	8,212
Economic analyst					2.6	7,196
Grade 7. Range \$2,980 to \$3,640					0.6	1,399
Grade 6. Range \$2,650 to \$3,310					2.3	5,336
Grade 5. Range \$2,320 to \$2,980						
Grade 4. Range \$2,100 to \$2,496					2.1	4,159
Grade 3. Range \$1,902 to \$2,298			31.6	60,265	111.3	182,028
Grade 2. Range \$1,704 to \$2,100					8.9	11,871
Total permanent, field	109.2	297,121	268.8	587,484		
Temporary employment, field	42.7	84,277	53.5	83,762		
Overtime pay, field		6,911		132,406		
All personal services, field	151.9	388,309	322.3	803,652		
01 Personal services (net)	259.2	632,675	486.1	1,186,849		

BY PROJECTS OR FUNCTIONS	Estimate, 1947	Estimate, 1946	Actual, 1945
02 Travel		\$7,734	176,909
03 Transportation of things		505	2,460
04 Communication services		6,170	27,620
05 Rents and utility services		32,800	52,934
06 Printing and binding		3,500	3,723
07 Other contractual services		875	4,225
08 Supplies and materials		6,631	12,176
09 Equipment			1,995
Total other obligations		137,215	292,042
Grand total obligations		769,890	1,468,891
Advanced from—			
National War Labor Board		-254,415	-1,030,500
Office of Price Administration		-368,090	-548,837
War Production Board			-26,164
Prior year balance available in 1945			-17,158
Prior year funds lapsing in 1945			+4,023
1945 balance available in 1946		-147,376	+147,376
Covered into Treasury as miscellaneous receipts, Public Law 529			+2,369
Total estimate or appropriation			

BY PROJECTS OR FUNCTIONS	Estimate, 1947	Estimate, 1946	Actual, 1945
1. Management services			\$176,721
2. Employment and construction statistics			29,121
3. Prices and cost of living			374,717
4. Wages			813,105
5. Industrial relations			55,227
6. Fact-finding studies for National War Labor Board		\$340,000	
7. Price studies for Office of Price Administration		429,870	
Grand total obligations		769,890	1,468,891
Adjustments (see objects schedule for detail)		-769,890	-1,468,891
Total estimate or appropriation			

**Working Fund, Labor, Labor Statistics (Advance From National Housing Agency)—**

By objects	Obligations					
	Estimate, 1947	Estimate, 1946	Actual, 1945			
<i>To conduct studies of comparative labor and material requirements and occupancy-vacancy studies</i>						
<b>PERSONAL SERVICES, DEPARTMENTAL</b>	Man- years	Total salary	Man- years	Total salary	Man- years	Total salary
Professional service:						
Grade 3. Range \$3,640 to \$4,300			1.4	\$5,076	0.8	\$2,293
Economic analyst			1.1	3,278	0.2	524
Grade 2. Range \$2,980 to \$3,640			0.8	1,856	0.1	103
Grade 1. Range \$2,320 to \$2,980						
Clerical, administrative, and fiscal service:						
Grade 9. Range \$3,640 to \$4,300					0.3	1,200
Economist					0.6	1,200
Grade 4. Range \$2,100 to \$2,496					0.7	1,331
Grade 3. Range \$1,902 to \$2,298						

BUREAU OF LABOR STATISTICS—Continued

Working Fund, Labor, Labor Statistics (Advance From National Housing Agency)—Continued

By objects	Obligations					
	Estimate, 1947		Estimate, 1946		Actual, 1945	
	Man- years	Total salary	Man- years	Total salary	Man- years	Total salary
<i>To conduct studies of comparative labor and material requirements and occupancy-vacancy studies—Continued</i>						
PERSONAL SERVICES, DEPARTMENTAL—COD.						
Clerical, administrative, and fiscal service—Continued						
Grade 2. Range \$1,704 to \$2,100	1.6	\$2,734	0.4	\$610		
Total permanent, departmental	6.2	15,615	6.2	11,766		
Overtime pay, departmental				2,450		
All personal services, departmental	6.2	15,615	6.2	14,216		
PERSONAL SERVICES, FIELD						
Professional service:						
Grade 3. Range \$3,640 to \$4,300:						
Economic analyst			0.7	2,267		
Grade 2. Range \$2,980 to \$3,640	1	2,980	0.3	733		
Grade 1. Range \$2,320 to \$2,980	2.2	5,104	0.5	1,020		
Clerical, administrative, and fiscal service:						
Grade 5. Range \$2,320 to \$2,980	0.3	696	1	2,000		
Grade 3. Range \$1,902 to \$2,298	1.9	3,684	1.6	2,500		
Total permanent, field	5.4	12,464	4.1	8,520		
W. A. E. employment, field	10.1	18,801	8.8	12,666		
Overtime pay, field				480		
All personal services, field	15.5	31,745	12.9	24,876		
01 Personal services (net)	21.7	47,360	19.1	39,092		
OTHER OBLIGATIONS						
02 Travel			4,000	4,131		
04 Communication services			570	91		
05 Rents and utility services			1,500	148		
08 Supplies and materials			570	305		
09 Equipment				101		
Total other obligations			6,640	4,776		
Grand total obligations		54,000		43,868		
Advanced from National Housing Agency		-34,585		-42,000		
Prior year balance available in 1945				-21,283		
1945 balance available in 1946				-19,415		
Total estimate or appropriation						

Working Fund, Labor, Labor Statistics (Advance From Navy Department)—

By objects	Obligations					
	Estimate, 1947		Estimate, 1946		Actual, 1945	
	Man- years	Total salary	Man- years	Total salary	Man- years	Total salary
<i>To conduct studies of the operations of commercial shipyards</i>						
PERSONAL SERVICES, DEPARTMENTAL						
Professional service:						
Grade 4. Range \$4,300 to \$5,180:						
Statistician			0.2	\$860		
Grade 2. Range \$2,980 to \$3,640			1.6	4,768		
Clerical, administrative, and fiscal service:						
Grade 5. Range \$2,320 to \$2,980			1.1	2,552		
Grade 4. Range \$2,100 to \$2,496			1	2,100		
Grade 3. Range \$1,902 to \$2,298			6.2	11,765		
Total permanent, departmental			10.1	22,045		
Overtime pay, departmental				445		
01 Personal services (net)			10.1	22,490		
OTHER OBLIGATIONS						
04 Communication services				45		
08 Supplies and materials				565		
Total other obligations				610		
Grand total obligations				23,100		
Advanced from Navy Department				-23,100		
Total estimate or appropriation						

Working Fund, Labor, Labor Statistics (Advance From Veterans Administration)—

By objects	Obligations					
	Estimate, 1947		Estimate, 1946		Actual, 1945	
	Man- years	Total salary	Man- years	Total salary	Man- years	Total salary
<i>Studies of occupational outlook</i>						
PERSONAL SERVICES, DEPARTMENTAL						
Professional service:						
Grade 4. Range \$4,300 to \$5,180:						
Economist			1	\$4,300		
Grade 3. Range \$3,640 to \$4,300:						
Economist			3	10,920		
Grade 2. Range \$2,980 to \$3,640			2	5,960		
Grade 1. Range \$2,320 to \$2,980			3	6,960		
Clerical, administrative, and fiscal service:						
Grade 3. Range \$1,902 to \$2,298			4	7,608		
Total permanent, departmental			13	35,748		
Overtime pay, departmental				664		
01 Personal services (net)			13	36,412		
OTHER OBLIGATIONS						
02 Travel				2,000		
04 Communication services				230		
08 Supplies and materials				408		
Total other obligations				2,638		
Grand total obligations				39,050		
Advanced from Veterans Administration				-39,050		
Total estimate or appropriation						

Working Fund, Labor, Labor Statistics (Advance From Army Air Corps)—

By objects	Obligations					
	Estimate, 1947		Estimate, 1946		Actual, 1945	
	Man- years	Total salary	Man- years	Total salary	Man- years	Total salary
<i>Studies of employment in the aircraft industry</i>						
PERSONAL SERVICES, DEPARTMENTAL						
Professional service:						
Grade 5. Range \$5,180 to \$6,020:						
Statistician			0.5	\$2,590		
Grade 3. Range \$3,640 to \$4,300:						
Statistician			0.5	1,875		
Grade 2. Range \$2,980 to \$3,640			0.5	1,545		
Clerical, administrative, and fiscal service:						
Grade 7. Range \$2,980 to \$3,640			0.5	1,490		
Grade 3. Range \$1,902 to \$2,298			0.8	1,522		
Total permanent, departmental			2.8	9,022		
Overtime pay, departmental				346		
01 Personal services (net)			2.8	9,368		
OTHER OBLIGATIONS						
02 Travel				500		
04 Communication services				32		
08 Supplies and materials				100		
Total other obligations				632		
Grand total obligations				10,000		
Advance from Army Air Corps				-10,000		
Total estimate or appropriation						

Working Fund, Labor, Labor Statistics (Advance From Office of War Mobilization and Reconversion)—

By objects	Obligations					
	Estimate, 1947		Estimate, 1946		Actual, 1945	
	Man- years	Total salary	Man- years	Total salary	Man- years	Total salary
<i>Studies of guaranteed annual wages in industry</i>						
PERSONAL SERVICES, DEPARTMENTAL						
Temporary employment, departmental			0.5	\$1,000		
PERSONAL SERVICES, FIELD						
Temporary employment, field			2.6	6,800		
01 Personal services (net)			3.1	7,800		

By objects	Obligations		
	Estimate, 1947	Estimate, 1946	Actual, 1945
<i>Studies of guaranteed annual wages in industry—Continued</i>			
OTHER OBLIGATIONS			
2 Travel.....		\$2,200	
Grand total obligations.....		10,000	
Advanced from Office of War Mobilization and Reconversion.....		-10,000	
Total estimate or appropriation.....			

**Salaries, Wage and Hour Division, Department of Labor (Transfer to Bureau of Labor Statistics)—**

By objects	Obligations		
	Estimate, 1947	Estimate, 1946	Actual, 1945
<i>To make industrial wage surveys and machine statistical tabulations</i>			
PERSONAL SERVICES, DEPARTMENTAL			
Clerical, administrative, and fiscal service:			
Grade 3. Range \$1,902 to \$2,298.....		1 \$1,902	2.4 \$3,917
Grade 2. Range \$1,704 to \$2,100.....		4.5 7,706	3.3 5,280
Total permanent, departmental.....		5.5 9,608	5.7 9,197
Overtime pay, departmental.....		234	2,232
01 Personal services (net).....		5.5 9,842	5.7 11,429
Received by transfer from "Salaries, Wage and Hour Division, Department of Labor".....		-9,842	-11,575
Estimated savings, unobligated balance.....			146
Total estimate or appropriation.....			

Total, Bureau of Labor Statistics, annual appropriations, general account:

Estimate 1947, \$4,335,000      Appropriated 1946, \$3,634,196

**CHILDREN'S BUREAU**

**Salaries and Expenses, Children's Bureau—**

Salaries and expenses: For expenses of investigating and reporting upon matters pertaining to the welfare of children and child life, and especially to investigate the questions of infant mortality; personal services, including experts and temporary assistants; purchase of reports and material for the publications of the Children's Bureau and for reprints from State, city, and private publications for distribution when said reprints can be procured more cheaply than they can be printed by the Government, and other necessary expenses; [\$338,306] \$447,500, of which amount not to exceed [\$330,200] \$400,000 may be expended for personal services in the District of Columbia. (42 U. S. C. 191-193; Act of July 3, 1945, Public Law 124.)

Estimate 1947, \$447,500      Appropriated 1946, \$338,306

By objects	Obligations		
	Estimate, 1947	Estimate, 1946	Actual, 1945
PERSONAL SERVICES, DEPARTMENTAL			
Professional service:			
Grade 8. Range \$8,750 to \$9,800:			
Chief of Children's Bureau.....	1	\$9,800	1 \$9,000
Grade 7. Range \$7,175 to \$8,225:			
Psychiatric consultant.....	0.8	5,381	0.5 5,381
Director of division.....	1	7,175	1 7,175
Grade 6. Range \$6,230 to \$7,070:			
Director of division.....	2	13,090	2 13,090
Assistant director of division.....	2	13,090	1 5,950
Consultant in child welfare.....	1	6,650	1.5 8,352
Medical expert in school health.....	0.9	5,607	
Grade 5. Range \$5,180 to \$6,020:			
Director of division.....	1	5,810	1 5,697
Assistant director of division.....	1	5,390	2 9,350
Senior specialist in child welfare.....	7	37,911	7 37,692
Senior specialist in dental services.....	0.8	3,885	0.8 3,885
Senior specialist in child labor legislation.....	2	10,780	2 10,610
Technical adviser on reporting activities.....			0.6 2,917
Psychologist.....	1	5,390	1 5,204

By objects	Obligations		
	Estimate, 1947	Estimate, 1946	Actual, 1945
PERSONAL SERVICES, DEPARTMENTAL—CON.			
Professional service—Continued			
Grade 5. Range \$5,180 to \$6,020—Con.			
Specialist in obstetrics.....	0.9	\$4,662	
Pediatrician.....	0.9	4,662	
Consultant in delinquency.....	0.5	2,590	1 \$5,180
Specialist in youth employment.....	0.9	4,662	0.9 \$4,194
Grade 4. Range \$4,300 to \$5,180:			
Assistant director of division.....	1	4,520	1 4,520
Writer.....	0.8	3,950	0.8 3,950
Medical specialist in child health.....			0.1 465
Specialist in child labor legislation.....			0.3 1,295
Specialist in child welfare.....	2.9	13,370	2 9,421
Statistician.....	1	4,520	1 4,520
Psychologist.....			0.4 1,420
Specialist in hospital nursing care.....	0.9	3,870	
Grade 3. Range \$3,640 to \$4,300:			
Associate statistician.....	1.8	7,740	
Specialist in child welfare.....	5.9	22,305	5 19,029
Associate statistician.....	1	3,750	1 3,641
Reports assistant.....	1	3,750	1 3,657
Writer.....	0.9	3,276	0.2 533
Grade 2. Range \$2,980 to \$3,640:			
Associate statistician.....	3.3	10,455	3.5 11,114
Grade 1. Range \$2,320 to \$2,980:			
Clerical, administrative, and fiscal service:			
Grade 12. Range \$5,180 to \$6,020:			
Administrative officer.....	1	5,600	1 4,800
Grade 11. Range \$4,300 to \$5,180:			
Assistant administrative officer.....	1	4,520	1 3,800
Grade 9. Range \$3,640 to \$4,300:			
Associate child welfare editor.....	1.3	4,660	1.5 5,570
Grade 7. Range \$2,650 to \$3,640:			
Grade 7.....	2.8	9,240	2.8 9,130
Grade 6. Range \$2,650 to \$3,310:			
Grade 6.....	5	16,110	5 15,933
Grade 5. Range \$2,320 to \$2,980:			
Grade 5.....	7	18,245	7 18,073
Grade 4. Range \$2,100 to \$2,496:			
Grade 4.....	16.9	37,996	15.2 34,161
Grade 3. Range \$1,902 to \$2,298:			
Grade 3.....	21.5	42,744	17 34,089
Grade 2. Range \$1,704 to \$2,100:			
Grade 2.....	5.9	10,597	5 9,335
Crafts, protective, and custodial service:			
Grade 3. Range \$1,372 to \$1,902:			
Grade 3.....	1	1,638	1 1,613
Grade 2. Range \$1,140 to \$1,770:			
Grade 2.....	2	2,887	2 2,857
Total permanent, departmental.....	112.4	387,275	97.2 334,072
Temporary employment, departmental.....	3.6	9,150	1.8 3,786
Part-time employment, departmental.....	0.8	2,895	0.8 2,805
W. A. E. employment, departmental.....	0.1	623	0.1 623
Overtime pay, departmental.....			5,592
All personal services, departmental.....	116.9	399,946	99.9 346,968

PERSONAL SERVICES, FIELD

Professional service:				
Grade 5. Range \$5,180 to \$6,020:				
Pediatric medical consultant.....	1	5,753	1 5,753	1 5,000
Regional child welfare consultant.....	4.8	25,534	4.8 25,146	4.6 21,234
Clerical, administrative, and fiscal service:				
Grade 3. Range \$1,902 to \$2,298:				
Grade 3.....	1	2,034	1 1,998	1.8 2,943
Total permanent, field.....	6.8	33,321	6.8 32,897	7.4 29,177
Temporary employment, field.....	2	3,709	1.8 3,786	0.9 3,753
Part-time employment, field.....	1	1	1 1	1.8 2,822
\$1-per-year employment, field.....				42 5,185
Overtime pay, field.....			331	
All personal services, field.....	9.8	37,031	9.8 36,938	52.1 40,979
01 Personal services (net).....	126.7	436,977	109.7 383,906	139.2 344,367

OTHER OBLIGATIONS

03 Transportation of things.....	350		350	381
04 Communication services.....	1,412		1,400	1,404
05 Rents and utility services.....	5,100		5,100	5,374
07 Other contractual services.....	1,000		1,000	1,023
08 Supplies and materials.....	1,739		1,739	3,548
09 Equipment.....	922		300	318
Total other obligations.....	10,523		9,889	12,048

Grand total obligations.....	447,500		393,795	356,415
Covered into Treasury as miscellaneous receipts, Public Law 529.....				+150
Excess of obligations over appropriation due to Public Law 106.....			-55,489	
Estimated savings, unobligated balance.....				20,035
Total estimate or appropriation.....	447,500		338,306	376,600

BY PROJECTS OR FUNCTIONS

1. Office of chief and associate chief.....	\$26,000	\$25,882	\$24,010
2. Mental health services for children.....	19,917	19,731	15,816
3. Health, growth, and development of children.....	55,786	34,306	24,769
4. General problems of child labor and industrial conditions affecting employment of minors.....	55,237	33,687	27,885
5. Social services for children.....	136,598	129,581	98,283
6. Health, social, and industrial statistics.....	51,975	47,919	42,823
7. Editing of reports and popular interpretation of Bureau material.....	36,830	34,151	27,780
8. General administrative services (including miscellaneous expenses for all Bureau activities).....	65,157	62,615	45,797

CHILDREN'S BUREAU—Continued

Salaries and Expenses, Children's Bureau—Continued

By projects or functions	Obligations		
	Estimate, 1947	Estimate, 1946	Actual, 1945
9. Overtime pay.....		\$5,923	\$19,252
Grand total obligations.....	\$447,500	393,795	356,415
Adjustments (see objects schedule for detail).....		-55,489	+20,185
Total estimate or appropriation.....	447,500	338,306	376,600

Salaries and Expenses, Child Labor Provisions, Fair Labor Standards Act, Children's Bureau—

Salaries and expenses, child labor provisions, Fair Labor Standards Act: For all authorized and necessary expenses of the Children's Bureau in performing the duties imposed upon it by the Fair Labor Standards Act of 1938, including personal services in the District of Columbia and elsewhere; supplies; services; equipment; newspapers, books of reference, and periodicals; and reimbursement to State and local agencies and their employees for services rendered, as authorized by section H of said Act; **[\$220,339] \$298,600.** (29 U. S. C. 201; Act of July 3, 1945, Public Law 124.)

Estimate 1947, \$298,600

Appropriated 1946, \$220,339

By objects	Obligations					
	Estimate, 1947		Estimate, 1946		Actual, 1945	
	Man-years	Total salary	Man-years	Total salary	Man-years	Total salary
<b>PERSONAL SERVICES, DEPARTMENTAL</b>						
Professional service:						
Grade 7. Range \$7,175 to \$8,225:						
Director, industrial division.....	1	\$7,963	1	\$7,892	1	\$7,000
Grade 6. Range \$6,230 to \$7,070:						
Assistant director of industrial division in charge of child labor administration.....	1	6,650	1	6,650	1	6,000
Grade 5. Range \$5,180 to \$6,020:						
Specialist in employment certification.....	0.8	4,654	0.8	4,597	1	4,480
Specialist in child labor inspection.....	1	5,810	1	5,648	1	4,950
Regional child labor consultant.....	5	28,420	5	28,306	5	24,600
Senior specialist in accident statistics.....	1	5,810	1	5,753	1	5,000
Senior specialist in safety and accident hazards to minors.....	1	5,810	1	5,648	1	4,950
Grade 4. Range \$4,300 to \$5,180:						
Child labor consultant.....	1	4,300	1	4,300	0.5	1,900
Specialist in safety and accident hazards to minors.....	1.6	6,737	0.7	2,867	0.6	1,583
Specialist in child labor administration.....	0.7	2,867	0.7	2,867	0.4	1,425
Grade 3. Range \$3,640 to \$4,300:						
Associate child labor consultant.....					0.5	1,725
Associate in safety and accident hazards to minors.....					0.4	1,925
Associate child labor statistician.....	1	3,860	1	3,860	0.8	2,750
Grade 2. Range \$2,980 to \$3,640:						
Clerical, administrative, and fiscal service:	6.9	21,511	6	18,740	5.8	15,248
Grade 9. Range \$3,640 to \$4,300:						
Senior administrative assistant.....	0.5	1,820	0.8	2,730	0.6	1,838
Grade 5. Range \$2,320 to \$2,980:						
3	7,840	3	7,840	2.8	6,216	
Grade 4. Range \$2,100 to \$2,496:						
12	26,520	12	26,248	8.2	15,150	
Grade 3. Range \$1,902 to \$2,298:						
19.7	38,950	17.9	35,221	14.7	24,329	
Grade 2. Range \$1,704 to \$2,100:						
3.4	5,888	3.4	5,858	6.4	9,036	
Crafts, protective, and custodial service:						
Grade 2. Range \$1,440 to \$1,770:						
1	1,506	1	1,506	1	1,200	
Total permanent, departmental.....	61.6	186,916	58.3	176,531	53.7	141,305
Temporary employment, departmental.....	1.7	3,060	1.7	3,060	0.5	866
Part-time employment, departmental.....	0.1	297	0.1	297	0.1	39
Overtime pay, departmental.....				3,859		24,772
All personal services, departmental.....	63.4	190,273	60.1	183,747	54.3	166,982
<b>PERSONAL SERVICES, FIELD</b>						
Professional service:						
Grade 5. Range \$5,180 to \$6,020:						
Regional child labor consultant.....	1	5,810	1	5,697	1	5,000
Grade 4. Range \$4,300 to \$5,180:						
Child labor consultant.....	4.6	19,755	4.8	20,784	2.5	9,500
Grade 3. Range \$3,640 to \$4,300:						
Associate child labor consultant.....	7.9	29,036	2.5	9,380	5.2	17,179
Grade 2. Range \$2,980 to \$3,640:						
0.2	608					
Clerical, administrative, and fiscal service:						
Grade 3. Range \$1,902 to \$2,298:						
4	8,268	4	8,197	3.9	6,563	
Grade 2. Range \$1,704 to \$2,100:						
2	3,606	2	3,580	2.7	4,080	
Total permanent, field.....	19.5	66,475	14.3	47,638	15.5	42,930
Temporary employment, field.....	1.1	3,271	1.1	3,271	1.8	4,516
Part-time employment, field.....	6.3	11,955	0.4	828	0.3	478
W. A. E. employment, field.....	1.2	2,203	1.2	2,203	0.9	1,349
\$1-per-year employment, field.....	1	1	1	1	1	1
Overtime pay, field.....				823		8,966
All personal services, field.....	29.1	83,905	18	54,764	19.5	58,260
01 Personal services (net).....	92.5	274,178	78.1	238,511	73.8	225,242

By objects	Obligations		
	Estimate, 1947	Estimate, 1946	Actual, 1945
<b>OTHER OBLIGATIONS</b>			
02 Travel.....	\$25	\$25	\$19
03 Transportation of things.....	150	150	142
04 Communication services.....	2,730	2,000	1,985
05 Rents and utility services.....	6,750	2,200	861
06 Printing and binding.....	100	100	79
07 Other contractual services.....	12,775	12,775	12,241
08 Supplies and materials.....	450	450	434
09 Equipment.....	1,442	100	82
Total other obligations.....	24,422	17,800	15,843
Grand total obligations.....	298,600	256,311	241,085
Covered into Treasury as miscellaneous receipts, Public Law 529.....			112
Excess of obligations over appropriation due to Public Law 106.....		-35,972	
Estimated savings, unobligated balance.....			13,803
Total estimate or appropriation.....	298,600	220,339	255,000
<b>BY PROJECTS OR FUNCTIONS</b>			
1. Office of director of industrial division (in charge of child labor administration).....	\$11,551	\$11,480	\$9,418
2. Certificates of age and child labor inspection.....	166,398	131,598	115,504
3. Reimbursement to State agencies for inspection services.....	6,211	6,211	5,890
4. Hazardous occupations (determination of hazardous occupations and advisory service on suitable employment for minors).....	28,191	22,291	20,472
5. Administrative studies (analysis of child-labor reports and preparation of current information necessary for administration of child-labor provisions of Fair Labor Standards Act).....	16,372	16,235	12,503
6. Child labor statistics.....	11,370	11,298	6,896
7. Editing of reports and interpretation of material.....	11,328	11,288	8,917
8. General administrative services (including miscellaneous expenses for all Bureau activities).....	47,179	41,228	27,727
9. Overtime pay.....		4,682	33,758
Grand total obligations.....	298,600	256,311	241,085
Adjustments (see objects schedule for detail).....		-35,972	+13,915
Total estimate or appropriation.....	298,600	220,339	255,000

Salaries and Expenses, Maternal and Child Welfare, Social Security Act, Children's Bureau—

Salaries and expenses, maternal and child welfare: For all [authorized and] necessary [administrative] expenses of the Children's Bureau in performing the duties imposed upon it by title V of the Social Security Act, approved August 14, 1935, as amended, and by the emergency maternity and infant care program, including personal services, in the District of Columbia and elsewhere; supplies; services; equipment; newspapers, books of reference, and periodicals; **[\$379,365] \$516,800: Provided,** That no part of any appropriation contained in this title shall be used to promulgate or carry out any instruction, order, or regulation relating to the care of obstetrical cases which discriminates between persons licensed under State law to practice obstetrics: *Provided further,* That the foregoing proviso shall not be so construed as to prevent any patient from having the services of any practitioner of her own choice, paid for out of this fund, so long as State laws are complied with: *Provided further,* That any State plan which provides standards for professional obstetrical services in accordance with the laws of the State shall be approved by the Chief of the Children's Bureau. (42 U. S. C. 781; Act of July 3, 1945, Public Law 124.)

Estimate 1947, \$516,800

Appropriated 1946, \$379,365

By objects	Obligations					
	Estimate, 1947		Estimate, 1946		Actual, 1945	
	Man-years	Total salary	Man-years	Total salary	Man-years	Total salary
<b>PERSONAL SERVICES, DEPARTMENTAL</b>						
Professional service:						
Grade 7. Range \$7,175 to \$8,225:						
Associate chief of bureau.....	1	\$8,225	1	\$8,225	1	\$7,500
Director of division.....	1	7,438	1	7,306	1	6,500
Grade 6. Range \$6,230 to \$7,070:						
Assistant director of division.....	3	19,110	3	18,957	3	16,800
Director, public health nursing unit.....	1	6,440	1	6,400	1	6,000
Director, medical social work unit.....	1	6,860	1	6,803	1	5,400
Director, nutrition unit.....	1	6,230	1	6,230	0.5	2,800
Director, merit system unit.....	1	7,070	1	7,013	1	6,200
Regional medical consultant.....	2	12,460	2	12,460		

By objects	Obligations					
	Estimate, 1947		Estimate, 1946		Actual, 1945	
	Man-years	Total salary	Man-years	Total salary	Man-years	Total salary
<b>PERSONAL SERVICES, DEPARTMENTAL—CON.</b>						
Professional service—Continued.						
Grade 5. Range \$5,180 to \$6,020:						
Senior medical specialist in maternal and child health.....	1	\$5,810	1	\$5,753	1	\$5,000
Senior public health nursing consultant.....	3	15,960	3	15,847	2	9,200
Senior medical social work consultant.....	1.8	9,314	1.8	9,314	0.6	2,606
Medical care administration consultant.....	1	5,390			1	4,600
Director, nutrition unit.....					0.5	2,450
Nutritionist.....	1	5,180	1	5,180	0.5	2,300
Regional medical consultant.....					2.9	14,083
Senior specialist in child welfare.....	1	5,390	1	5,390	1	4,000
Regional child welfare consultant.....	1.5	7,980	1.5	7,827	1.8	8,654
Assistant director of division.....	0.8	3,885	0.8	3,885		
Senior specialist in maternal and child health.....	1	5,180	1	5,180		
Pediatrician.....	1.8	9,324				
State merit system technician.....	0.9	4,662				
Grade 4. Range \$4,300 to \$5,180:						
Nursing consultant.....	2	9,040	2	9,040	2	7,763
Medical social worker.....	1	4,300	1	4,300	1.2	4,987
Maternal and child health reports assistant.....	1	4,300				
Nutritionist.....	1	4,520	1	4,317	1.1	4,290
State merit system technician.....	0.8	3,225	0.8	3,225	0.6	2,238
Statistician.....	1	4,520	1	4,520	1	3,800
Child welfare editor.....	1	4,520	1	4,520	1	3,800
Specialist in child welfare.....	1	4,300	1	4,300		
Grade 3. Range \$3,640 to \$4,300:						
Associate in child welfare.....					1	3,183
Associate statistician.....	2	7,610	2	7,471	1	3,250
Grade 2. Range \$2,980 to \$3,640:						
Grade 1. Range \$2,320 to \$2,980:						
Clerical, administrative, and fiscal service:						
Grade 12. Range \$5,180 to \$6,020:						
Administrative officer in charge of grants to States.....	1	5,810	1	5,753	1	4,944
Grade 11. Range \$4,300 to \$5,180:						
Assistant administrative officer for grants to States.....	1	4,520	1	4,520	0.2	989
Specialist in hospital administration.....	1	4,520				
Grade 9. Range \$3,640 to \$4,300:						
Associate audit report reviewer.....	1	3,660	1	3,801	1	3,250
Accountant and auditor.....	3.7	13,616	0.8	2,730		
Administrative assistant.....	0.9	3,942	0.9	3,942		
Grade 7. Range \$2,980 to \$3,640:						
Grade 6. Range \$2,650 to \$3,310:						
Grade 5. Range \$2,320 to \$2,980:						
Grade 4. Range \$2,100 to \$2,496:						
Grade 3. Range \$1,902 to \$2,298:						
Grade 2. Range \$1,704 to \$2,100:						
Crafts, protective, and custodial service:						
Grade 3. Range \$1,572 to \$1,902.....	1	1,704	1	1,704	1	1,380
<b>Total permanent, departmental.....</b>	<b>91.5</b>	<b>338,479</b>	<b>73.4</b>	<b>279,306</b>	<b>80.3</b>	<b>240,878</b>
Temporary employment, departmental.....	2.9	5,275	2.2	3,979	3.4	9,915
Part-time employment, departmental.....	1.4	4,023	1.4	4,023	0.9	2,218
Overtime pay, departmental.....				4,786		41,527
<b>All personal services, departmental.....</b>	<b>95.8</b>	<b>347,777</b>	<b>77</b>	<b>292,094</b>	<b>84.6</b>	<b>264,538</b>
<b>PERSONAL SERVICES, FIELD</b>						
Professional service:						
Grade 6. Range \$6,230 to \$7,070:						
Regional medical consultant.....	5.1	31,529	5.8	35,823		
Grade 5. Range \$5,180 to \$6,020:						
Regional medical consultant.....					3.2	15,479
Regional child welfare consultant.....	2.8	14,822	2.8	14,798	3.2	15,503
Grade 4. Range \$4,300 to \$5,180:						
Nursing consultant.....	5.7	25,615	4.8	21,609	4	15,526
Medical social worker.....	6.4	28,400	5.5	24,386	3.3	12,961
Clerical, administrative, and fiscal service:						
Grade 9. Range \$3,640 to \$4,300:						
Accountant and auditor.....	2	7,500	1	3,750	1.1	3,387
Grade 7. Range \$2,980 to \$3,640:						
Grade 4. Range \$2,100 to \$2,496:						
Grade 3. Range \$1,902 to \$2,298:						
<b>Total permanent, field.....</b>	<b>39.5</b>	<b>145,640</b>	<b>31.9</b>	<b>126,398</b>	<b>24.5</b>	<b>80,843</b>
Temporary employment, field.....	0.1	298			0.2	365
Part-time employment, field.....	2	3,531	1.2	2,163	0.4	550
W. A. E. employment, field.....	0.2	1,558	0.3	1,558	0.1	757
\$1-per-year employment, field.....	1	1	1	1		
Overtime pay, field.....				1,322		13,479
<b>All personal services, field.....</b>	<b>42.9</b>	<b>151,028</b>	<b>34.4</b>	<b>131,442</b>	<b>25.2</b>	<b>95,964</b>
<b>01 Personal services (net).....</b>	<b>138.7</b>	<b>498,805</b>	<b>111.4</b>	<b>423,536</b>	<b>109.8</b>	<b>360,532</b>
<b>OTHER OBLIGATIONS</b>						
03 Transportation of things.....		500		500		575
04 Communication services.....		7,936		7,300		7,198
05 Rents and utility services.....		7,498		5,748		5,601
07 Other contractual services.....		100		100		60
08 Supplies and materials.....		950		900		980
09 Equipment.....		1,011		452		987
<b>Total other obligations.....</b>		<b>17,995</b>		<b>15,000</b>		<b>15,401</b>

By objects	Obligations		
	Estimate, 1947	Estimate, 1946	Actual, 1945
Grand total obligations.....	\$516,800	\$438,536	\$405,933
Covered into Treasury as miscellaneous receipts, Public Law 529.....			400
Excess of obligations over appropriation due to Public Law 106.....		-59,171	
Estimated savings, unobligated balance.....			14,467
<b>Total estimate or appropriation.....</b>	<b>516,800</b>	<b>379,365</b>	<b>420,800</b>
<b>BY PROJECTS OR FUNCTIONS</b>			
1. Office of chief and associate chief.....	\$18,397	\$18,266	\$13,779
2. Health services (maternal and child health, including emergency maternity and infant care, and crippled children).....	264,320	230,212	165,287
3. Child-welfare services.....	57,380	49,635	46,192
4. Merit-system provisions.....	18,835	12,348	10,801
5. Review of State budgets, computation of payments to States, field audit of State expenditures.....	67,933	47,894	37,682
6. Development and extension of State-wide reporting of statistics relating to maternal and child welfare.....	28,299	21,063	15,629
7. Editing and publication of reports and popular interpretation of material.....	19,700	19,631	19,774
8. General administrative services (including miscellaneous expenses for all Bureau activities).....	41,876	33,379	41,783
9. Overtime pay.....		6,108	55,006
Grand total obligations.....	516,800	438,536	405,933
Adjustments (see objects schedule for detail).....		-59,171	+14,867
<b>Total estimate or appropriation.....</b>	<b>516,800</b>	<b>379,365</b>	<b>420,800</b>

**Salaries and Expenses, Emergency Maternity and Infant Care, Children's Bureau (National Defense)—**

Salaries and expenses, emergency maternity and infant care (national defense): For necessary expenses of the Children's Bureau in performing the duties imposed upon it in carrying out the program for emergency maternity and infant care, including personal services in the District of Columbia and elsewhere, and other items otherwise chargeable to the appropriations of the Department of Labor for contingent expenses, traveling expenses, and printing and binding, \$38,000. (Act of July 3, 1945, Public Law 124.)

Appropriated 1946, \$38,000

By objects	Obligations					
	Estimate, 1947		Estimate, 1946		Actual, 1945	
	Man-years	Total salary	Man-years	Total salary	Man-years	Total salary
<b>PERSONAL SERVICES, DEPARTMENTAL</b>						
Professional service:						
Grade 5. Range \$5,180 to \$6,020:						
Medical care administration consultant.....			1	\$5,390		
Grade 4. Range \$4,300 to \$5,180:						
Maternal and child health reports assistant.....			1	4,300	0.7	\$2,507
Grade 3. Range \$3,640 to \$4,300:						
Maternal and child health reports assistant.....					0.1	453
Clerical, administrative, and fiscal service:						
Grade 11. Range \$4,300 to \$5,180:						
Consultant in hospital administration.....			1	4,342	0.7	2,766
Grade 9. Range \$3,640 to \$4,300:						
Accountant and auditor.....			2	7,525	1.4	4,237
Grade 7. Range \$2,980 to \$3,640:						
Grade 4. Range \$2,100 to \$2,496:						
Grade 3. Range \$1,902 to \$2,298:						
<b>Total permanent, departmental.....</b>			<b>8.9</b>	<b>29,593</b>	<b>5</b>	<b>13,718</b>
Temporary employment, departmental.....			0.7	1,296		
Overtime pay, departmental.....				400		2,603
<b>All personal services, departmental.....</b>			<b>9.6</b>	<b>31,289</b>	<b>5</b>	<b>16,321</b>
<b>PERSONAL SERVICES, FIELD</b>						
Clerical, administrative, and fiscal service:						
Grade 9. Range \$3,640 to \$4,300:						
Accountant and auditor.....			1	3,750	0.9	3,913
Grade 7. Range \$2,980 to \$3,640:						
<b>Total permanent, field.....</b>			<b>2</b>	<b>6,793</b>	<b>0.9</b>	<b>3,013</b>
Temporary employment, field.....			0.1	298	0.1	116
Overtime pay, field.....				124		604
<b>All personal services, field.....</b>			<b>2.1</b>	<b>7,215</b>	<b>1</b>	<b>3,733</b>
<b>01 Personal services (net).....</b>			<b>11.7</b>	<b>38,504</b>	<b>6</b>	<b>20,054</b>

**CHILDREN'S BUREAU—Continued**

**Salaries and Expenses, Emergency Maternity and Infant Care, Children's Bureau (National Defense)—Continued**

By objects	Obligations		
	Estimate, 1947	Estimate, 1946	Actual, 1945
<b>OTHER OBLIGATIONS</b>			
02 Travel.....		\$5,000	\$7,795
04 Communication services.....		200	124
08 Supplies and materials.....		50	4
Total other obligations.....		5,250	7,923
Grand total obligations.....		43,754	27,977
Covered into Treasury as miscellaneous receipts, Public Law 529.....			8
Excess of obligations over appropriation due to Public Law 106.....		-5,754	
Estimated savings, unobligated balance.....			15,015
Total estimate or appropriation.....		38,000	43,000

**Grants to States for Emergency Maternity and Infant Care, Children's Bureau (National Defense)—**

Grants to States for emergency maternity and infant care (national defense): For grants to States, including Alaska, Hawaii, Puerto Rico, and the District of Columbia, to provide, in addition to similar services otherwise available, medical, nursing, and hospital maternity and infant care for wives and infants of enlisted men of the fourth, fifth, sixth, and seventh grades in the armed forces of the United States and of Army aviation cadets, under allotments by the Secretary of Labor and plans developed and administered by State health agencies and approved by the Chief of the Children's Bureau, **[\$44,189,500]** \$17,593,000, of which not more than **[2½ per centum]** \$649,000 may be allotted to the States for administrative expenses from the date of this Act on the basis of need as determined by the Chief of the Children's Bureau. (Act of July 3, 1945, Public Law 124.)

Estimate 1947, **\$17,593,000**      Appropriated 1946, **\$44,189,500**

By objects	Obligations		
	Estimate, 1947	Estimate, 1946	Actual, 1945
11 Grants, subsidies, and contributions.....	\$17,593,000	\$36,075,900	\$45,000,000
Estimated savings, unobligated balance.....		8,113,600	
Total estimate or appropriation.....	17,593,000	44,189,500	45,000,000

**Grants to States for Maternal and Child Health Services, Social Security Act, Children's Bureau—**

Grants to States for maternal and child-health services: For grants to States for the purpose of enabling each State to extend and improve services for promoting the health of mothers and children, as authorized in title V, part 1, of the Social Security Act, approved August 14, 1935 (42 U. S. C. 701), as amended, **\$5,820,000**: *Provided*, That any allotment to a State pursuant to section 502 (b) shall not be included in computing for the purposes of subsections (a) and (b) of section 504 an amount expended or estimated to be expended by the State. (Act of July 3, 1945, Public Law 124.)

Estimate 1947, **\$5,820,000**      Appropriated 1946, **\$5,820,000**

By objects	Obligations		
	Estimate, 1947	Estimate, 1946	Actual, 1945
11 Grants, subsidies, and contributions.....	\$6,149,895	\$6,530,544	\$5,552,953
Prior year balance available in 1945.....			-952,829
1945 balance available in 1946.....		-1,040,439	+1,040,439
1946 balance available in 1947.....	-329,895	+329,895	
Net total obligations.....	5,820,000	5,820,000	5,640,563
Estimated savings, unobligated balance.....			179,437
Total estimate or appropriation.....	5,820,000	5,820,000	5,820,000

**Grants to States for Services for Crippled Children, Social Security Act, Children's Bureau—**

Grants to States for services for crippled children: For the purpose of enabling each State to extend and improve services for crippled children, as authorized in title V, part 2, of the Social

Security Act, approved August 14, 1935 (42 U. S. C. 711), as amended, **\$3,870,000**. (Act of July 3, 1945, Public Law 124.)

Estimate 1947, **\$3,870,000**      Appropriated 1946, **\$3,870,000**

By objects	Obligations		
	Estimate, 1947	Estimate, 1946	Actual, 1945
11 Grants, subsidies, and contributions.....	\$4,174,365	\$4,067,830	\$3,873,822
Prior year balance available in 1945.....			-559,492
1945 balance available in 1946.....		-502,195	+502,195
1946 balance available in 1947.....	-304,365	+304,365	
Net total obligations.....	3,870,000	3,870,000	3,816,525
Estimated savings, unobligated balance.....			53,475
Total estimate or appropriation.....	3,870,000	3,870,000	3,870,000

**Grants to States for Child-Welfare Services, Social Security Act, Children's Bureau—**

Grants to States for child-welfare services: For grants to States for the purpose of enabling the United States, through the Children's Bureau, to cooperate with State public-welfare agencies in establishing, extending, and strengthening public-welfare services for the care of homeless or neglected children, or children in danger of becoming delinquent, as authorized in title V, part 3, of the Social Security Act, approved August 14, 1935 (42 U. S. C. 721), as amended, **\$1,510,000**. (Act of July 3, 1945, Public Law 124.)

Estimate 1947, **\$1,510,000**      Appropriated 1946, **\$1,510,000**

By objects	Obligations		
	Estimate, 1947	Estimate, 1946	Actual, 1945
11 Grants, subsidies, and contributions.....	\$1,655,225	\$2,125,016	\$1,365,688
Prior year balance available in 1945.....			-630,058
1945 balance available in 1946.....		-760,242	+760,242
1946 balance available in 1947.....	-145,225	+145,226	
Net total obligations.....	1,510,000	1,510,000	1,495,872
Estimated savings, unobligated balance.....			14,128
Total estimate or appropriation.....	1,510,000	1,510,000	1,510,000

In the administration of title V of the Social Security Act, as amended, for the fiscal year **[1946]** 1947, payments to the States for any quarter of the fiscal year **[1946]** 1947 under parts 1, 2, and 3 may be made with respect to any State plan approved under such respective parts by the Chief of the Children's Bureau prior to or during such quarter, but no such payment shall be made with respect to any plan for any period prior to the quarter in which such plan is submitted to the Chief of the Children's Bureau for approval.

The appropriation in this title for traveling expenses shall be available, in an amount not to exceed \$11,000, for expenses of attendance of cooperating officials and consultants at conferences concerned with the administration of work of the Children's Bureau under the Fair Labor Standards Act and under title V, parts 1, 2, and 3, of the Social Security Act, as amended, when called by the Children's Bureau with the written approval of the Secretary of Labor, and shall be available also, in an amount not to exceed \$6,000, for expenses of attendance at meetings related to the work of the Children's Bureau when incurred on the written authority of the Secretary of Labor. (Act of July 3, 1945, Public Law 124.)

Total, Children's Bureau, annual appropriations, general account:

Estimate 1947, **\$30,055,900**      Appropriated 1946, **\$56,365,510**

**WOMEN'S BUREAU**

**Salaries and Expenses, Women's Bureau—**

Salaries and expenses: For carrying out the provisions of the Act entitled "An act to establish in the Department of Labor a bureau to be known as the Women's Bureau", approved June 5, 1920 (29 U. S. C. 11-16), including personal services in the District of Columbia; purchase of material for reports and educational exhibits; **[\$172,580]** \$234,000. (Act of July 3, 1945, Public Law 124.)

Estimate 1947, **\$234,000**      Appropriated 1946, **\$172,580**



By objects	Obligations					
	Estimate, 1947		Estimate, 1946		Actual, 1945	
	Man-years	Total salary	Man-years	Total salary	Man-years	Total salary
<b>PERSONAL SERVICES, DEPARTMENTAL</b>						
Clerical, administrative, and fiscal service:						
Grade 10. Range \$3,970 to \$4,630:						
Administrative assistant.....	1	\$4,190	1	\$4,160	1	\$3,575
Grade 7. Range \$2,980 to \$3,640:						
Director.....	1	3,090	1	3,090	1	2,600
Grade 6. Range \$2,650 to \$3,310:						
Assistant director.....	2	6,070	2	5,982	1.9	4,814
Grade 5. Range \$2,320 to \$2,980:						
Chief, division of research.....	3	7,730	3	7,670	3	6,350
Grade 4. Range \$2,160 to \$2,496:						
Chief, labor legislation and administration division.....	12.4	26,134	9	19,659	7.9	15,196
Grade 3. Range \$1,902 to \$2,298:						
Assistant to the director.....	7.2	13,986	7.2	13,785	7.6	12,480
Grade 2. Range \$1,704 to \$2,100:						
Director.....	1.6	3,012	1.6	2,994	1.6	2,428
Professional service:						
Grade 8. Range \$8,750 to \$9,800:						
Director.....	1	8,750	1	8,750	0.9	6,805
Grade 6. Range \$6,230 to \$7,070:						
Assistant director.....	1	6,230	1	6,230	1	6,000
Chief, division of research.....	1	6,230	0.9	5,665		
Chief, labor legislation and administration division.....	0.8	4,722	0.8	4,722		
Grade 5. Range \$5,180 to \$6,020:						
Assistant to the director.....	1	5,180	1	5,180		
Grade 4. Range \$4,300 to \$5,180:						
Economic analyst.....	1.6	7,760	1.6	7,760	1.9	8,124
Industrial economist.....	1.8	9,319	1	4,960	1.3	5,423
Labor economist.....	1	4,960	1	4,842	1	4,200
Statistician.....	1	4,960	1	4,901	1	4,200
Field representative.....	0.8	3,586	0.8	3,500	1	4,150
Grade 3. Range \$3,640 to \$4,300:						
Industrial economist.....	0.9	3,700	0.9	3,700	0.9	3,261
Legislative analyst.....	1	3,970	1	3,970	0.9	3,399
Economic editor.....	2	7,636	2	7,547	3	9,297
Labor economist.....	2	7,635	2	7,476	1.7	5,737
Field representative.....	3	10,937	1.9	7,297	1.7	5,520
Grade 2. Range \$2,980 to \$3,640:						
Assistant to the director.....	9.6	31,411	5	15,727	4	10,925
Grade 1. Range \$2,320 to \$2,980:						
Subprofessional service:						
Grade 4. Range \$2,100 to \$2,496:						
Statistician.....	1	2,232	1	2,214	1	1,845
Crafts, protective, and custodial service:						
Grade 3. Range \$1,572 to \$1,902:						
Statistician.....	1	1,740	1	1,740	1	1,380
Total permanent departmental.....	64.7	207,165	54.7	175,556	48.3	131,726
Overtime pay, departmental.....				3,887		24,453
All personal services, departmental.....	64.7	207,165	54.7	179,443	48.3	156,179
<b>PERSONAL SERVICES, FIELD</b>						
Clerical, administrative, and fiscal service:						
Grade 3. Range \$1,902 to \$2,298:						
Professional service:						
Grade 4. Range \$4,300 to \$5,180:						
Regional representative.....	3.9	17,389	3.9	17,214	4.7	18,193
Grade 3. Range \$3,640 to \$4,300:						
Regional representative.....	1	3,740	1	3,674	1.4	4,539
Grade 2. Range \$2,980 to \$3,640:						
Regional representative.....					1	2,576
Total permanent, field.....	6.9	25,095	6.9	24,806	8.6	26,452
Overtime pay, field.....				293		4,603
All personal services, field.....	6.9	25,095	6.9	25,099	8.6	31,055
01 Personal services (net).....	71.6	232,260	61.6	204,542	56.9	187,234
<b>OTHER OBLIGATIONS</b>						
02 Travel.....		50		50		80
03 Transportation of things.....		40		40		30
04 Communication services.....		400		400		577
05 Rents and utilities.....		850		850		965
07 Other contractual services.....		400		200		417
Total other obligations.....		1,740		1,540		2,069
Grand total obligations.....		234,000		206,082		189,303
Covered into Treasury as miscellaneous receipts, Public Law 529.....						30
Excess of obligations over appropriation due to Public Law 106.....				-33,502		
Estimated savings, unobligated balance.....						267
Total estimate or appropriation.....		234,000		172,580		189,600
<b>BY PROJECTS OR FUNCTIONS</b>						
1. Office of the Director.....		\$27,580		\$27,492		\$18,307
2. Business management division.....		22,507		22,585		19,510
3. Division of research.....		104,415		73,017		48,560
4. Division of labor legislation and administration.....		18,266		18,163		12,773
5. Editorial and public service division.....		35,237		35,139		33,600
6. Regional offices division.....		25,995		25,706		27,497
7. Overtime pay.....				4,180		29,056
Grand total obligations.....		234,000		206,082		189,303
Adjustments (see objects schedule for detail).....				-33,502		+297
Total estimate or appropriation.....		234,000		172,580		189,600

Salaries and Expenses, Women's Bureau (National Defense)—

By objects	Obligations					
	Estimate, 1947		Estimate, 1946		Actual, 1945	
	Man-years	Total salary	Man-years	Total salary	Man-years	Total salary
<b>PERSONAL SERVICES, DEPARTMENTAL</b>						
Clerical, administrative, and fiscal service:						
Grade 3. Range \$1,902 to \$2,298:						
Overtime pay, departmental.....					0.2	\$341
All personal services, departmental.....					0.2	408
<b>PERSONAL SERVICES, FIELD</b>						
Clerical, administrative, and fiscal service:						
Grade 3. Range \$1,902 to \$2,298:						
Professional service:						
Grade 3. Range \$3,640 to \$4,300:						
Field investigator.....					0.9	3,029
Grade 2. Range \$2,980 to \$3,640:						
Grade 1. Range \$2,320 to \$2,980:						
Field investigator.....					5.8	15,028
Grade 1. Range \$2,320 to \$2,980:						
Field investigator.....					3.7	7,449
Total personal services, field.....					13.3	30,128
Overtime pay, field.....						6,217
All personal services, field.....					13.3	36,345
01 Personal services (net).....					13.5	36,753
<b>OTHER OBLIGATIONS</b>						
02 Travel.....						13,508
04 Communication services.....						550
08 Supplies and materials.....						3,214
09 Equipment.....						116
Total other obligations.....						17,418
Grand total obligations.....						54,171
Covered into Treasury as miscellaneous receipts, Public Law 529.....						+64
Estimated savings, unobligated balance.....						765
Total estimate or appropriation.....						55,000
<b>BY PROJECTS OR FUNCTIONS</b>						
1. Long-hour study.....						\$24,357
2. Women in the transition period.....						29,814
Total obligations.....						54,171
Adjustments (see objects schedule for detail).....						+829
Total estimate or appropriation.....						55,000

The appropriation in this title for traveling expenses shall be available in an amount not to exceed \$2,500 for expenses of attendance at meetings concerned with the work of the Women's Bureau when incurred on the written authority of the Secretary of Labor. (Act of July 3, 1945, Public Law 124.)

Total, Women's Bureau, annual appropriations, general account:

Estimate 1947, \$234,000                      Appropriated 1946, \$172,580

WAGE AND HOUR DIVISION

Salaries, Wage and Hour Division, Department of Labor—

Salaries: For personal services for the Wage and Hour Division necessary in performing the duties imposed by the Fair Labor Standards Act of 1938 and by the Act to provide conditions for the purchase of supplies and the making of contracts by the United States, approved June 30, 1936 (41 U. S. C. 38), including reimbursement to State, Federal, and local agencies and their employees for services rendered, [\$3,543,470] \$4,623,000, of which amount not to exceed [\$615,000] \$760,600 may be expended for departmental salaries. (29 U. S. C. 201-219; 41 U. S. C. 35-45; Act of July 3, 1945, Public Law 124.)

Estimate 1947, \* \$4,623,000                      Appropriated 1946, \$3,543,470

\* Excludes \$109,284 transferred to "Miscellaneous expenses, Wage and Hour Division," and \$86,930 transferred to "Salaries and expenses, Office of Solicitor." For comparative purposes the amounts provided for 1945 and 1946 are shown in the schedule as transfers.



WAGE AND HOUR DIVISION—Continued

Salaries, Wage and Hour Division, Department of Labor—Con.

By objects	Obligations		
	Estimate, 1947	Estimate, 1946	Actual, 1945
<b>PERSONAL SERVICES, DEPARTMENTAL</b>			
Clerical, administrative, and fiscal service:	Man- Total	Man- Total	Man- Total
Grade 16. In excess of \$9,800:	years salary	years salary	years salary
Administrator	1 \$10,000	1 \$10,000	1 \$10,000
Grade 15. Range \$8,750 to \$9,800:			
Deputy administrator	2 17,763	2 17,763	1.9 15,250
Grade 14. Range \$7,175 to \$8,225:			
Director of branch	1 7,438	1 7,438	1 6,500
Grade 13. Range \$6,230 to \$7,070:			
Assistant to deputy administrator	1 6,440	1 6,332	1 5,600
Assistant director of branch	1 6,440	1 6,365	1 5,600
Business manager	1 6,230	1 6,230	1 5,600
Grade 12. Range \$5,180 to \$6,020:			
Senior procedure analyst	1 5,390	1 5,273	1 4,600
Director of branch	1 5,390	1 5,300	1 4,800
Assistant business manager	0.8 5,000	0.8 5,000	0.6 2,675
Senior field liaison officer	4 7 25,015		
Liaison officer	0.8 4,899	0.8 4,899	0.6 3,000
Chief of section	1 5,390	1 5,300	1 4,600
Grade 11. Range \$4,300 to \$5,180:			
Procedure analyst	0.7 2,920	1 4,520	1 3,800
Senior inspection report analyst	0.9 3,925	0.9 3,925	0.8 3,150
Industrial analyst	1 4,300	1 4,300	1 3,800
Inspection liaison officer	7.6 33,360		
Grade 9. Range \$3,640 to \$4,300:			
Associate procedure analyst	1.8 6,776	1.8 6,776	1.6 5,071
Associate organization and fiscal investigator	0.8 3,025	0.8 3,025	0.8 2,652
Inspection report analyst	1.8 6,875	1.8 6,875	1.7 5,600
Chief of section	2 7,500	2 7,500	2 6,400
Administrative assistant	2 7,500	2 7,449	2 6,400
Grade 8. Range \$3,310 to \$3,970:			
Director of branch	1 3,530	1 3,471	1 2,950
Grade 7. Range \$2,980 to \$3,640:			
Director of branch	8.9 27,857	9 27,838	8.9 23,548
Grade 6. Range \$2,650 to \$3,310:			
Director of branch	11.4 31,125	11.9 32,263	10.7 24,767
Grade 5. Range \$2,320 to \$2,980:			
Director of branch	9.8 24,299	9.8 24,090	12.2 25,507
Grade 4. Range \$2,100 to \$2,496:			
Director of branch	44 3 96,324	44 3 95,969	43.4 78,799
Grade 3. Range \$1,902 to \$2,298:			
Director of branch	86.7 170,233	85.5 167,683	82.5 136,328
Grade 2. Range 1,704 to \$2,100:			
Director of branch	42.4 74,013	42.4 73,961	36.6 53,437
<b>Professional service:</b>			
Grade 7. Range \$7,175 to \$8,225:			
Director of branch	1 7,438	1 7,438	1 6,562
Grade 6. Range \$6,230 to \$7,070:			
Principal economist	2 12,460	2 12,880	2 11,200
Assistant director of branch	1 6,440	1 6,440	1 5,600
Grade 5. Range \$5,180 to \$6,020:			
Senior exemptions examiner	3 16,170	3 16,170	3 13,800
Industrial economist	1 5,180	1 5,180	0.9 4,200
Grade 4. Range \$4,300 to \$5,180:			
Exemptions examiner	1.9 8,245	1.9 8,245	2 7,600
Economist	5 21,500	5 21,935	4.7 17,750
Statistician	1 4,520	1 4,520	1 3,800
Grade 3. Range \$3,640 to \$4,300:			
Associate exemptions examiner	1.5 5,735	2 7,610	2.5 8,045
Associate economist	4.8 17,900	4.8 17,900	5 16,300
Grade 2. Range \$2,980 to \$3,640:			
Director of branch	6.6 19,982	5.6 17,002	5 13,215
Grade 1. Range \$2,320 to \$2,980:			
Director of branch	6.7 16,136	6.7 16,136	8.1 16,475
<b>Subprofessional service:</b>			
Grade 4. Range \$1,902 to \$2,298:			
Director of branch			1 1,680
Crafts, protective, and custodial service:			
Grade 3. Range \$1,572 to \$1,902:			
Director of branch	6.2 9,843	6.2 9,807	5.7 7,900
Total permanent, departmental	281.1 760,506	268 700,997	260.2 584,561
Overtime pay, departmental		14,970	112,364
All personal services, departmental	281.1 760,506	268 715,967	260.2 696,925
<b>PERSONAL SERVICES, FIELD</b>			
Clerical, administrative, and fiscal service:	Man- Total	Man- Total	Man- Total
Grade 14. Range \$7,175 to \$8,225:	years salary	years salary	years salary
Regional director	13 97,218	13 97,218	13 85,000
Grade 13. Range \$6,230 to \$7,070:			
Assistant regional director	7 45,080	7 44,662	7 39,200
Territorial representative	1 6,650	1 6,650	1 5,800
Grade 12. Range \$5,180 to \$6,020:			
Supervising inspector	13 69,440	13 68,811	12.9 59,800
Senior field liaison officer		3.9 20,575	3.9 17,840
Territorial representative	1 5,390	1 5,390	1 4,800
Grade 11. Range \$4,300 to \$5,180:			
Supervising inspector	17.7 81,437	17.7 80,020	17.8 69,450
Field information representative		7 32,520	7 27,400
Territorial representative	1 4,520	1 4,494	1 3,800
Inspection liaison officer		5.4 25,330	5.9 23,630
Senior inspection report analyst	13 57,660	13 57,660	13 49,400
Grade 10. Range \$3,970 to \$4,630:			
Supervising inspector	53.6 220,116	40.9 168,966	46 163,630
Grade 9. Range \$3,640 to \$4,300:			
Senior inspector	56.2 207,806	38.5 141,969	39.8 129,159
Inspection report analyst	1.9 6,808	1.9 6,808	1.6 5,070
Administrative assistant	4 14,598	4 14,598	3.4 11,000
Grade 8. Range \$3,310 to \$3,970:			
Supervising inspector	459.7 1,584,018	377.6 1,303,030	401.1 1,186,208
Grade 7. Range \$2,980 to \$3,640:			
Supervising inspector	114.4 347,420	55.2 169,199	54.2 144,341

By objects	Obligations		
	Estimate, 1947	Estimate, 1946	Actual, 1945
<b>PERSONAL SERVICES, FIELD—continued</b>			
Clerical, administrative, and fiscal service—Continued	Man- Total	Man- Total	Man- Total
Grade 6. Range \$2,650 to \$3,310:	years salary	years salary	years salary
Grade 5. Range \$2,320 to \$2,980:	16 252,297	16 177,963	16 32,900
Grade 4. Range \$2,100 to \$2,496:	97 213,372	97 209,999	95.2 175,533
Grade 3. Range \$1,902 to \$2,298:	251.6 498,965	209.2 414,330	209.3 343,006
Grade 2. Range \$1,704 to \$2,100:	46 82,480	46 81,673	50.6 74,320
Grade 1. Range \$1,506 to \$1,902:	6 9,234	6 9,173	6.7 8,555
Crafts, protective, and custodial service:			
Grade 3. Range \$1,572 to \$1,902:	1 1,572	1 1,572	1 1,260
Total permanent, field	1,268.2 3,845,831	1,042.9 3,181,659	1,049.4 2,755,906
W. A. E. employment, field	2.2 13,463	2.2 13,479	0.4 2,183
Overtime pay, field		60,955	576,152
Additional pay for foreign service, field		3,200	2,125
All personal services, field	1,270.4 3,862,494	1,045.1 3,259,293	1,049.8 3,336,366
01 Personal services (net)	1,551.5 4,623,000	1,313.1 3,975,260	1,310 4,033,291
<b>Transferred to—</b>			
"Miscellaneous expenses, Wage and Hour Division"		+106,662	+102,472
"Salaries, Wage and Hour Division, Department of Labor (transfer to Bureau of Labor Statistics)"		+9,842	+11,575
"Salaries and expenses, Office of Solicitor, Department of Labor"		+86,930	+76,740
Net total obligations	4,623,000	4,178,694	4,224,078
Excess of obligations over appropriation due to Public Law 106		-635,224	
Estimated savings, unobligated balance			12,922
Total estimate or appropriation	4,623,000	3,543,470	4,237,000
<b>BY PROJECTS OR FUNCTIONS</b>			
1. Administrator's office	\$107,875	\$109,425	\$100,015
2. Business management	321,429	323,725	256,689
3. Economics	164,899	158,907	135,302
4. Information and compliance	17,012	17,040	16,677
5. Field operations	149,291	91,900	75,878
6. Regional offices	3,862,494	3,198,338	2,760,214
7. Overtime pay		75,925	688,516
Grand total obligations	4,623,000	3,975,260	4,033,291
Adjustments (see objects schedule for detail)		-431,790	+203,709
Total estimate or appropriation	4,623,000	3,543,470	4,237,000

Miscellaneous Expenses, Wage and Hour Division, Department of Labor—

Miscellaneous expenses (other than salaries): For necessary expenses, other than salaries, of the Wage and Hour Division in performing the duties imposed by the Fair Labor Standards Act of 1938 and by the Act to provide conditions for the purchase of supplies and the making of contracts by the United States, approved June 30, 1936 (41 U. S. C. 38), including stenographic reporting services by contract or otherwise, [purchase of one] and maintenance, repair, and operation outside the District of Columbia, of [two motor-propelled] one passenger[-carrying vehicles] automobile, lawbooks, books of reference, periodicals, manuscripts and special reports, newspapers, and reimbursement to State, Federal, and local agencies and their employees for services rendered, [\$261,200] \$429,000. (29 U. S. C. 201-219; 41 U. S. C. 35-45; Act of July 3, 1945, Public Law 124.)

Estimate 1947, \* \$429,000 Appropriated 1946, \$261,200

\* Includes \$109,284 previously carried under "Salaries, Wage and Hour Division." For comparative purposes the amounts provided for 1945 and 1946 are shown in the schedule as transfers.

By objects	Obligations		
	Estimate, 1947	Estimate, 1946	Actual, 1945
02 Travel	\$12,150	\$9,000	\$8,994
03 Transportation of things	10,000	10,000	9,457
04 Communication services	56,400	54,000	53,800
05 Rents and utility services	178,292	131,600	147,867
07 Other contractual services	133,269	134,662	127,502
08 Supplies and materials	21,400	23,000	17,298
09 Equipment	17,549	5,600	7,372
Grand total obligations	429,000	367,862	372,290

By objects	Obligations		
	Estimate, 1947	Estimate, 1946	Actual, 1945
Received by transfer from "Salaries, Wage and Hour Division".....		-\$106,662	-\$102,472
Net total obligations.....	\$429,000	261,200	269,818
Covered into Treasury as miscellaneous receipts, Public Law 529.....			+2,897
Estimated savings, unobligated balance.....			2,285
Total estimate or appropriation.....	429,000	261,200	275,000

The Secretary of Labor may allot or transfer, with the approval of the Bureau of the Budget, funds from the foregoing appropriations for the Wage and Hour Division to any other bureau or office of the Department of Labor to enable such bureau or office to perform services for the Wage and Hour Division.

The appropriation in this title for traveling expenses shall be available in an amount not to exceed \$4,750 for expenses of attendance at meetings concerned with the work of the Wage and Hour Division when incurred on the written authority of the Secretary of Labor. (Act of July 3, 1945, Public Law 124.)

**Working Fund, Labor, Wage and Hour Division (Advances from Office for Emergency Management)—**

By objects	Obligations					
	Estimate, 1947		Estimate, 1946		Actual, 1945	
<b>PERSONAL SERVICES, DEPARTMENTAL</b>	Man- years	Total salary	Man- years	Total salary	Man- years	Total salary
Clerical, administrative, and fiscal service:						
Grade 13. Range \$6,230 to \$7,070:						
Principal liaison officer.....			0.5	\$3,120	1	\$5,600
Grade 11. Range \$4,300 to \$5,150:					0.5	1,900
Principal personnel assistant.....						
Grade 9. Range \$3,640 to \$4,300:			0.5	1,820	2	6,400
Senior personnel assistant.....						
Grade 7. Range \$2,980 to \$3,640.....					0.5	1,300
Grade 6. Range \$2,650 to \$3,310.....			1	2,650	2	4,600
Grade 4. Range \$2,100 to \$2,496.....			3	6,300	5.8	10,495
Grade 3. Range \$1,902 to \$2,298.....			8.3	15,830	25.6	41,442
Grade 2. Range \$1,704 to \$2,100.....			5	8,520	11	15,840
Total permanent, departmental.....			18.3	38,240	48.4	87,577
Overtime pay, departmental.....						18,292
All personal services, departmental.....			18.3	40,317	48.4	105,869

By objects	Obligations					
	Estimate, 1947		Estimate, 1946		Actual, 1945	
<b>PERSONAL SERVICES, FIELD</b>	Man- years	Total salary	Man- years	Total salary	Man- years	Total salary
Clerical, administrative, and fiscal service:						
Grade 12. Range \$5,180 to \$6,020:						
Regional supervising inspector.....			6.4	\$33,660	14	\$61,400
Grade 11. Range \$4,300 to \$5,180:			3.2	13,970	13	49,400
Regional reviewer.....			1	4,300	4.5	17,100
Field liaison officer.....						
Grade 10. Range \$3,970 to \$4,630:			11.2	44,619	28.7	100,615
Supervising inspector.....						
Grade 9. Range \$3,640 to \$4,300:						
Senior inspector.....			19.7	71,870	53.2	170,130
Grade 8. Range \$3,310 to \$3,970.....			122.9	406,941	170.5	494,698
Grade 7. Range \$2,980 to \$3,640.....			41.8	124,645	201.8	524,568
Grade 6. Range \$2,650 to \$3,310.....					102.7	236,012
Grade 4. Range \$2,100 to \$2,496.....			4	7,200	8	14,400
Grade 3. Range \$1,902 to \$2,298.....			74.8	142,316	203.4	332,880
Grade 2. Range \$1,704 to \$2,100.....			6.6	11,211	32.9	47,395
Total permanent, field.....			291.6	860,732		2,051,598
Overtime pay, field.....				33,505		427,512
All personal services, field.....			291.6	894,237		2,479,110
01 Personal services (net).....			309.9	934,554		2,584,979
<b>OTHER OBLIGATIONS</b>						
02 Travel.....				49,046		143,387
03 Transportation of things.....				67		1,938
04 Communication services.....				11,290		28,120
05 Rents and utilities services.....				59,406		84,428
06 Printing and binding.....						52
08 Supplies and materials.....				60		4,617
09 Equipment.....						2,937
Total other obligations.....				119,839		265,480
Grand total obligations.....				1,054,393		2,850,459
Advanced from—						
"Salaries and expenses, National War Labor Board".....				-949,361		-2,775,311
"General administration, War Manpower Commission".....						-286,825
1945 balance available in 1946.....				-105,032		+105,032
Covered into Treasury as miscellaneous receipts, Public Law 529.....						+1,650
Estimated savings, unobligated balance.....						104,995
Total estimate or appropriation.....						

Total, Wage and Hour Division, annual appropriations, general account:

Estimate 1947, \$5,052,000      Appropriated 1946, \$3,804,670

Statement of proposed expenditures for purchase, maintenance, repair, and operation of passenger-carrying vehicles for the fiscal year ending June 30, 1947

WAGE AND HOUR DIVISION

Appropriation	Vehicles (motor unless otherwise indicated) to be purchased		Old vehicles to be exchanged		Net cost of vehicles to be purchased	Old vehicles still to be used	Total maintenance, repair, and operation, all vehicles	Public purpose and users
	Number	Gross cost	Number	Allowance (estimated)				
Miscellaneous expenses.....						1	\$350	For use of employees in Puerto Rico in making inspections and performing the duties required.

Claims, Judgments, and Private Relief Acts—

13 Refunds, awards, and indemnities: Obligations—1945, \$209.31.

Total, Department of Labor, general account:

Estimate 1947, \$46,626,500      Appropriated 1946, \$69,772,969



**NAVY DEPARTMENT**  

---

**ESTIMATES OF APPROPRIATION**  

---

NOTE.—Detailed schedules of obligations for the fiscal years 1945 and 1946 and the estimates of appropriation for the fiscal year 1947 will be submitted to the Congress in the spring of 1946 as heretofore. However, the summary financial statements include an estimate of total naval appropriations and expenditures for the fiscal year 1947 as well as for the fiscal year 1946.



## POST OFFICE DEPARTMENT

*Summary of estimates of appropriation for the fiscal year 1947, compared with appropriations for the fiscal year 1946*

[The 1947 Budget estimates make specific provision for additional costs made necessary by pay legislation enacted near the close of the fiscal year 1945. The 1946 appropriations did not make specific provision for any such costs and thus the appropriations shown below are not comparable with the 1947 estimates to whatever extent deficiency appropriations may be necessary to meet these added costs]

Bureau or subdivision	1947 Budget estimates	1946 appropriations	Increase (+) or decrease (-), 1947 estimates over 1946 appropriations
<b>Annual appropriations:</b>			
Post Office Department, Washington.....	\$7, 160, 800	\$5, 814, 590	+\$1, 346, 210
<b>Postal Service, field operations: Under the—</b>			
Postmaster General.....	182, 000	198, 000	-16, 000
Chief Inspector.....	6, 182, 500	5, 067, 125	+1, 115, 375
First Assistant.....	855, 028, 390	669, 424, 390	+185, 604, 000
Second Assistant.....	312, 911, 000	292, 350, 900	+20, 560, 100
Third Assistant.....	11, 361, 000	9, 688, 000	+1, 673, 000
Fourth Assistant.....	105, 413, 500	76, 027, 000	+29, 386, 500
<b>Total, Postal Service, field operations.....</b>	<b>1, 291, 078, 390</b>	<b>1, 052, 755, 415</b>	<b>+238, 322, 975</b>
<b>Total, annual estimate or appropriation.....</b>	<b>1, 298, 239, 190</b>	<b>1, 058, 570, 005</b>	<b>+239, 669, 185</b>
Anticipated supplemental appropriation.....		1 219, 706, 832	-219, 706, 832
<b>Total estimated appropriation.....</b>	<b>1, 298, 239, 190</b>	<b>1, 278, 276, 837</b>	<b>+19, 962, 353</b>
Estimated postal revenue.....	1, 300, 000, 000	1, 300, 000, 000	
<b>Estimated excess of estimated revenues over estimated appropriations (surplus).....</b>	<b>1, 760, 810</b>	<b>21, 723, 163<sup>1</sup></b>	

<sup>1</sup> Total supplemental estimates of appropriation required for 1946 amount to \$221,153,363. Estimated savings in certain appropriations in 1946 totaling \$1,446,531 have been deducted from the estimated total supplemental appropriations required for 1946 to account for the estimated surplus on an appropriation basis of \$21,723,163.

### EXPLANATORY STATEMENT

#### PROGRAM

As a result of nonwar activities being restricted to a minimum during the war, and shortages resulting from the war, the Postal Service during that period was reduced in many respects below an efficient operating level. The restoration of full service to the public as soon as possible is now contemplated. Consistent with that purpose, additional amounts have been included for personnel and equipment.

Transportation services between this country and foreign countries which were handled by war agencies without expense to the Post Office Department have been or will soon be returned to private operators. An additional amount for this service is included.

Under the act of July 6, 1945 (Public Law 134), sweeping changes were made in the salary structure of Postal Service field personnel, causing a continuing increase in work for the Department and the Inspection Service. Further, some 20,000 postal workers were placed on a fixed salary basis at a substantial increase in cost.

#### POSTAL REVENUE

Under rates established by the Congress the Post Office Department handles mail and performs certain special services for the public on a prepaid basis. In addition

to service rendered to the public, certain important services are provided to other departments and agencies of the Federal Government for which the Post Office Department is reimbursed in a few cases.

Public use of the postal facilities reached its peak in 1945 when \$1,314 million of postal revenue was recorded. It is expected that the reduction of personnel in the armed services will effect a very considerable decrease in the use of the mails which will not be entirely replaced by the expanded use of the mails by business. The original estimate for 1946 was \$1,331 million which has now been revised to \$1,300 million based upon the continuation of present postage rates.

It is anticipated that the postal revenue for 1947 will be \$1,300 million which again is based upon the postage rate structure presently in effect. While no increase in revenue is estimated it is expected that there will be some changes in the use of the various classes of mail. It is also expected that there will be an increasing demand on the part of business and the public for faster and broader service.

#### POSTAL EXPENDITURES

The volume of work performed is governed by public demand. In addition, services provided to other departments and agencies of the Federal Government are on a

similar basis. Expenditures for the Postal Service generally reflect significant changes in the use of its facilities and the volume of work, but they are not directly and proportionately affected by changes in the volume of revenues received.

The revised estimate for 1946 includes a \$221 million additional amount to provide principally for the increased cost of pay legislation and some increases in postal business not anticipated at the time that the annual appropriation was made for that year. This will increase the original amount provided for 1946 by 17.5 percent.

The estimate of \$1,298 million for 1947 is \$20 million above the revised estimate for 1946. This is an over-all net increase of 1.6 percent.

While this net increase is not significant percentage-wise with relation to expenditures, some important purposes are served by it. Additional employees are provided for in the Department and the Inspection Service for permanent increases in workload and the reduction of the

workweek; \$10 million additional is included so that the First Assistant Postmaster General can begin the work of restoring services in post offices; nearly \$1 million is added for increases in claims for money orders more than 1 year old and to provide additional stamped envelopes; over \$6 million is included to provide for 5,780 new trucks which will allow replacement of all vehicles over 15 years old; \$1 million is included for stamp-vending and postage-metering devices; and a miscellany of increases totaling about \$6 million are included to provide for increased cost and use of services and supplies throughout the Postal Service.

A significant decrease of \$4 million occurred in the estimate for the Second Assistant Postmaster General who has the general responsibility for transportation of mail. This saving results after allowing for an increase of over \$6.6 million for Domestic Air Mail Service and is attributed to a large extent to the reduction of mail volume caused by the return of members of the military services.

### SUMMARY OF OPERATIONS

Classification	Estimated, fiscal year 1947	Estimated, fiscal year 1946	Actual, fiscal year 1945
<b>I. POSTAL REVENUE:</b>			
Ordinary postal revenue.....	\$1,243,000,000	\$1,243,200,000	\$1,246,777,067
Money-order revenue.....	45,000,000	43,300,000	46,671,435
Revenue from postal-savings business.....	12,000,000	13,500,000	20,791,630
Total postal revenue (schedule 1).....	1,300,000,000	1,300,000,000	1,314,240,132
<b>II. OBLIGATIONS:</b>			
Post Office Department, Washington.....	7,160,800	6,747,272	6,048,510
Postal Service, field operations.....	<sup>1</sup> 1,299,022,904	<sup>2</sup> 1,284,672,515	1,159,111,504
Total obligations.....	1,306,183,704	1,291,419,787	1,165,160,014
Less: Reimbursement from other departments and agencies for nonpostal obligations.....	6,174,550	11,524,950	13,561,971
Total postal obligations (schedule 2).....	1,300,009,154	1,279,894,837	1,151,598,043
<b>III. TOTAL POSTAL REVENUE COMPARED WITH NET TOTAL POSTAL OBLIGATIONS:</b>			
Surplus.....		20,105,163	162,642,089
Deficit.....	9,154		
<b>IV. MEANS OF FINANCING:</b>			
Postal revenue.....	1,300,000,000	1,300,000,000	1,314,240,132
General funds of U. S. Treasury:			
1. Grant to cover estimated deficiency in postal revenue.....	9,154		
2. General-fund appropriations for other departments and agencies transferred to Post Office Department for nonpostal services performed.....	6,174,550	11,524,950	13,561,971
Total funds available.....	1,306,183,704	1,311,524,950	1,327,802,103
Less: Total obligations.....	1,306,183,704	1,291,419,787	1,165,160,014
Accrued postal surplus to be paid into general funds.....		20,105,163	162,642,089

<sup>1</sup> Includes obligation in 1947 of prior year balances as follows:

- (a) \$1,767,412 Balances Due Foreign Countries.
- (b) \$2,552 Indemnities, International Mail.

<sup>2</sup> Includes obligation in 1946 of prior year balances as follows:

- (a) \$1,500,000 Balances Due Foreign Countries.
- (b) \$118,000 Indemnities, Domestic Mail.



## ANALYSIS OF NET CHANGES IN ACCOUNT WITH THE GENERAL FUND OF THE UNITED STATES TREASURY ON ACCOUNT OF ALL YEARS

	Estimated, fiscal year 1947	Estimated, fiscal year 1946	Actual, fiscal year 1945
<b>WITHDRAWALS FROM GENERAL FUND:</b>			
Grant to Post Office Department to cover deficiency in postal revenue:			
Current fiscal year.....	\$9,154		
Prior fiscal years.....			\$649,768.53
Total withdrawals from general fund.....	9,154		<sup>2</sup> 649,768.53
<b>PAYMENTS TO GENERAL FUND:</b>			
Postal surplus deposited to general fund:			
Current fiscal year.....		\$20,105,163	150,000,000.00
Prior fiscal years.....		<sup>1</sup> 12,642,089	38,102,579.00
Total postal surplus deposits.....		32,747,252	<sup>2</sup> 188,102,579.00
Net repayments to general fund appropriations in excess of withdrawals credited to Post Office Department.....			<sup>2</sup> 162,869.74
Total payments to general fund.....		32,747,252	188,265,448.74
Net payments to general fund.....	<sup>3</sup> 9,154	32,747,252	187,615,680.21

<sup>1</sup> Payment in 1946 of portion of 1945 surplus of \$162,642,089.<sup>2</sup> Reported in U. S. Treasury daily statement for June 30, 1945.<sup>3</sup> Withdrawal from general fund.

## SUPPORTING SCHEDULE No. 1

## POSTAL REVENUES

Classification	Estimated, fiscal year 1947	Estimated, fiscal year 1946	Audited, fiscal year 1945
<b>I. Ordinary postal revenues:</b>			
Post Office Department, miscellaneous receipts (post route map sales).....			\$3,120
Field Service:			
Sales of postage stamps and other stamped paper.....	\$864,200,000	\$910,900,000	953,769,719
Second-class postage paid in money.....	30,000,000	26,800,000	25,285,506
First-, second-, third-, and fourth-class postage paid in money under permit.....	335,000,000	290,200,000	252,317,966
Reimbursement, postage and registry fees, authorized by Public No. 631, 49 Stat. p. 1396, approved June 3, 1936.....			1,900
Box rents.....	9,800,000	11,600,000	11,032,977
Miscellaneous receipts:			
Collections from Government departments or agencies for mailings accepted without prepayment.....	400,000	400,000	1,244,363
All other sources including "dead letters".....	800,000	800,000	815,725
Foreign mail transit service.....	2,600,000	2,400,000	2,099,264
Fines and penalties.....			46,796
Second-class application fees, act of July 7, 1932.....			46,081
Nonmetered application fees, act of July 7, 1932.....	200,000	100,000	113,650
Total ordinary postal revenues.....	1,243,000,000	1,243,200,000	1,246,777,067
<b>II. Money-order revenues:</b>			
Domestic and international fees, etc.....	30,000,000	32,500,000	39,457,193
Postal note fees.....	3,300,000	2,000,000	397,905
Unpaid money orders more than 1 year old.....	11,700,000	8,800,000	6,816,337
Total money-order business.....	45,000,000	43,300,000	46,671,435
<b>III. Interest and profit, Postal Savings System.....</b>			
	12,000,000	13,500,000	20,791,630
Total revenues.....	1,300,000,000	1,300,000,000	1,314,240,132

SUPPORTING SCHEDULE No. 2  
TOTAL POSTAL OBLIGATIONS

Classification	Estimated, fiscal year 1947	Estimated, fiscal year 1946	Actual, fiscal year 1945
<b>GENERAL MANAGEMENT</b>			
General administration:			
Departmental salaries:			
Office of Postmaster General.....	\$335,000	\$317,581	\$281,092
Office of Budget and Administrative Planning.....	53,600	43,550	39,626
Office of Solicitor.....	170,000	146,805	135,521
Office of Purchasing Agent.....	67,800	67,774	65,992
Bureau of Accounts.....	544,000	471,531	337,924
Office of Chief Inspector.....	393,000	370,302	343,309
Other expenses:			
Inspection service.....	6,127,500	5,767,150	5,548,916
Contingent and miscellaneous expenses.....	160,000	167,870	141,890
Travel expenses, Postmaster General and assistant postmasters general.....	3,000	3,000	1,378
Losses and indemnities.....	2,608,552	2,373,750	2,105,484
Total general administration.....	10,462,452	9,729,313	9,001,132
Financial administration:			
Salaries, Office of Third Assistant Postmaster General.....	1,183,000	1,105,000	988,904
Manufacture and distribution of stamps and stamped paper.....	7,402,000	7,211,000	6,561,631
Unpaid money orders more than 1 year old.....	1,595,000	1,190,000	772,958
Total financial administration.....	10,180,000	9,506,000	8,323,493
Total general management.....	20,642,452	19,235,313	17,324,625
<b>POST OFFICE SERVICES</b>			
General administration:			
Salaries, Office of First Assistant Postmaster General.....	964,600	932,258	813,905
Compensation to postmasters.....	75,000,000	76,460,000	72,538,505
Compensation to assistant postmasters.....	12,011,000	11,603,077	11,212,373
Total general administration.....	87,975,600	88,995,335	84,564,783
Operations:			
Post office clerks.....	413,022,000	406,685,097	353,514,611
Mail delivery services.....	346,749,400	341,567,022	310,610,941
Contractual services.....	4,803,900	4,457,960	3,933,100
Other operating expenses.....	3,442,000	3,425,359	5,250,445
Total operations.....	768,017,300	756,165,468	673,309,097
Total post office services.....	855,992,900	845,160,803	757,873,880
<b>TRANSPORTATION OF MAILS</b>			
General administration:			
Salaries, Office of Second Assistant Postmaster General.....	774,000	767,016	651,881
Operations, domestic:			
Railway Mail Service.....	91,528,000	96,440,400	86,280,428
Railroad transportation.....	138,238,000	116,823,974	144,682,704
Air Mail Service.....	50,000,000	42,598,564	35,606,400
Star-Route Service.....	21,400,000	20,307,696	18,581,700
Powerboat service.....	1,737,000	900,000	488,802
Total operations, domestic.....	302,903,000	307,070,634	285,640,034
Operations, foreign:			
Foreign mail transportation.....	5,000,000	3,017,154	364,437
Air mail transportation.....	5,000,000	4,836,000	5,116,697
Balances due foreign countries.....	1,767,412	1,500,000	1,403,009
Total operations, foreign.....	11,767,412	9,353,154	6,884,143
Total transportation of mails.....	315,444,412	317,190,804	293,176,058
<b>SERVICES AND SUPPLIES</b>			
General administration:			
Salaries, Office of Fourth Assistant Postmaster General.....	659,800	607,585	516,354
Operations, services:			
Vehicle service.....	36,950,000	31,678,000	21,718,192
Equipment shops.....	2,664,000	2,480,000	3,019,756
Public building operations.....	45,236,300	43,380,052	39,297,864
Pneumatic-tube service.....	608,700	614,100	585,724
Rent, light, power, fuel, and water.....	12,825,000	12,196,000	11,146,257
Total operations, services.....	98,284,000	90,348,162	75,767,793

SUPPORTING SCHEDULE No. 2—Continued  
TOTAL POSTAL OBLIGATIONS—Continued

Classification	Estimated, fiscal year 1947	Estimated, fiscal year 1946	Actual, fiscal year 1945
SERVICES AND SUPPLIES—continued			
Operations, supplies:			
Printing and binding.....	\$1,856,000	\$1,750,000	\$1,728,415
Post office stationery, equipment, and supplies.....	6,384,000	5,240,170	4,816,534
Transportation of equipment and supplies.....	745,500	362,000	291,748
<b>Total operations, supplies.....</b>	<b>8,985,500</b>	<b>7,352,170</b>	<b>6,836,697</b>
<b>Total services and supplies.....</b>	<b>107,929,300</b>	<b>98,307,917</b>	<b>83,120,844</b>
Grand total postal budget, estimated obligations.....	1,300,009,154	1,279,894,837	1,151,495,407
Claims for damages, act of Dec. 28, 1922.....			+3,687
Comptroller General adjustments for losses and contingencies.....			-498,939
<b>Grand total accrued postal obligations.....</b>	<b>1,300,009,154</b>	<b>1,279,894,837</b>	<b>1,151,598,043</b>

ESTIMATES OF APPROPRIATIONS

The following sums are appropriated in conformity with [the Act of July 2, 1836 (5 U. S. C. 361, 380; 39 U. S. C. 786)] for the Post Office Department for the fiscal year ending June 30, [1946] 1947, namely:

POST OFFICE DEPARTMENT, WASHINGTON,  
DISTRICT OF COLUMBIA

OFFICE OF THE POSTMASTER GENERAL

Salaries, Office of Postmaster General—

Salaries: For the Postmaster General and other personal services in the office of the Postmaster General in the District of Columbia, [\$247,450] \$335,000. (5 U. S. C. 3, 22, 30n, 30n-1, 30p, 42a, 43, 61a-61d, 361, 369, 666-674; Act of June 30, 1945, Public Law 106; Act of Apr. 24, 1945, Public Law 58; Act of Dec. 28, 1945, Public Law 269.)

Estimate 1947, \$335,000                      Appropriated 1946, \* \$260,150

\* Includes \$12,700 appropriated in the First Deficiency Appropriation Act, 1946.

By objects	Obligations					
	Estimate, 1947		Estimate, 1946		Actual, 1945	
	Man-years	Total salary	Man-years	Total salary	Man-years	Total salary
<b>PERSONAL SERVICES, DEPARTMENTAL</b>						
Clerical, administrative, and fiscal service: Grade 16. In excess of \$9,500:						
Postmaster General.....	1	\$15,000	1	\$15,000	1	\$15,000
Grade 15. Range \$8,750 to \$9,800:						
Executive assistant to the Postmaster General.....	1	8,750	1.4	13,036	1	9,000
Grade 14. Range \$7,175 to \$8,225:						
Chief clerk and director of personnel.....	1	8,225	1	8,225	1	7,250
Special assistant to the Postmaster General.....	2	15,400	1.8	14,005	1	6,766
Grade 13. Range \$6,230 to \$7,070:						
Administrative officer.....	1	6,230	1	6,230		
Grade 12. Range \$5,180 to \$6,020:						
Assistant chief clerk and personnel officer.....	1	5,600	1	5,600	1	4,800
Chief, press relations.....	1	5,390	1	5,390	1	4,650
Assistant director of personnel.....	1	5,390	1	5,366	1	4,600
Administrative officer to the Postmaster General.....	2	10,360	2	10,360	0.5	2,232
Budget officer.....	1	5,180				
Grade 11. Range \$4,300 to \$5,180:						
Superintendent of office procedure and forms.....	1	5,180	1	5,180	1	4,600
Superintendent, division of office services.....	1	4,960	1	4,935	1	4,200
Grade 9. Range \$3,640 to \$4,300:						
Chairman, board of inspection.....	1	4,300	1	4,270	1	3,674
Assistant superintendent, division of office services.....	1	3,860	1	3,860	1	3,300
Placement officer.....	1	3,860	1	3,775	1	3,225
Administrative assistant.....	2	7,500	2	7,348	1.2	3,841

By objects	Obligations					
	Estimate, 1947		Estimate, 1946		Actual, 1945	
	Man-years	Total salary	Man-years	Total salary	Man-years	Total salary
<b>PERSONAL SERVICES, DEPARTMENTAL—COD.</b>						
Clerical, administrative, and fiscal service—Continued						
Grade 8. Range \$3,310 to \$3,970.....	1	\$3,640	1	\$3,555	2.7	\$8,100
Grade 7. Range \$2,980 to \$3,640.....	7	22,180	6.5	20,818	4.6	12,225
Grade 6. Range \$2,650 to \$3,310.....	8.9	27,050	7.4	22,366	7	17,563
Grade 5. Range \$2,320 to \$2,980.....	10.9	30,050	10.7	27,910	9	19,523
Grade 4. Range \$2,100 to \$2,496.....	23.2	55,434	21.2	46,172	18.7	35,390
Grade 3. Range \$1,902 to \$2,258.....	14.7	31,114	14.1	27,434	13.3	22,410
Grade 2. Range \$1,704 to \$2,100.....	8	14,793	6.1	10,833	10.2	14,663
Grade 1. Range \$1,506 to \$1,902.....					0.7	847
Subprofessional service:						
Grade 6. Range \$2,320 to \$2,980.....	1	2,430	1	2,333	1	1,994
Grade 5. Range \$2,100 to \$2,496.....	1	2,100	0.9	1,809	0.9	1,646
Crafts, protective, and custodial service:						
Grade 8. Range \$2,540 to \$3,200.....	1	2,760	1	2,760	1	2,300
Grade 7. Range \$2,364 to \$2,870.....	1	2,562	1	2,562	1	2,117
Grade 6. Range \$2,166 to \$2,562.....	4	9,126	3.7	8,410	3	5,820
Grade 4. Range \$1,770 to \$2,166.....	3	5,772	2.8	5,432	1.9	3,285
Grade 3. Range \$1,572 to \$1,902.....	4	7,014	4.2	7,252	5.5	7,879
Grade 2. Range \$1,440 to \$1,770.....	2	3,540	2	3,540	2	2,970
Total permanent, departmental.....	109.7	334,750	101.8	305,814	96.2	235,875
Overtime pay, departmental.....				11,423		45,217
Night-work differential, departmental.....		190		190		
Additional compensation, departmental.....		60		154		
<b>01 Personal services (net).....</b>	<b>109.7</b>	<b>335,000</b>	<b>101.8</b>	<b>317,581</b>	<b>96.2</b>	<b>281,092</b>
Excess of obligations over appropriation due to—						
Public Law 106.....				-48,312		
Public Law 525.....				-4,899		
Reallocations.....				-734		
Within-grade promotions.....				-3,495		
Estimated savings, unobligated balance.....						6,968
Total estimate or appropriation.....		335,000		260,150		288,000

SALARIES IN BUREAUS AND OFFICES

For personal services in the District of Columbia in bureaus and offices of the Post Office Department in not to exceed the following amounts, respectively:

Salaries, Office of Budget and Administrative Planning—

Office of Budget and Administrative Planning, [\$36,650] \$53,600. (5 U. S. C. 22, 30n, 30n-1, 30p, 43, 61a-61d, 369, 388, 666-674; 31 U. S. C. 22, 585, 610-611; Act of June 30, 1945, Public Law 106; Act of Apr. 24, 1945, Public Law 58; Act of Dec. 28, 1945, Public Law 269.)

Estimate 1947, \* \$53,600                      Appropriated 1946, <sup>b</sup> \$37,850

\* Includes \$8,270 previously carried under "Salaries, Bureau of Accounts." For comparative purposes the amounts provided in 1945 and 1946 are shown in the schedule as transfers.

<sup>b</sup> Includes \$1,200 appropriated in the First Deficiency Appropriation Act, 1946.

**SALARIES IN BUREAUS AND OFFICES—Continued**

**Salaries, Office of Budget and Administrative Planning—Con.**

By objects	Obligations					
	Estimate, 1947		Estimate, 1946		Actual, 1945	
	Man-years	Total salary	Man-years	Total salary	Man-years	Total salary
<b>PERSONAL SERVICES, DEPARTMENTAL</b>						
Clerical, administrative, and fiscal service: Grade 15. Range \$8,750 to \$9,800: Director of budget and administrative planning	1	\$9,730	1	\$9,537	1	\$8,375
Grade 14. Range \$7,175 to \$8,225: Commissioner of administrative planning	1	8,225	1	8,225	1	7,125
Commissioner of the budget	1	7,822	1	7,700	1	6,729
Grade 12. Range \$5,180 to \$6,020: Administrative officer	2	10,675	2	10,360	0.6	2,492
Grade 11. Range \$4,300 to \$5,180: Administrative officer					0.8	3,008
Grade 7. Range \$2,980 to \$3,640	2	6,491	2	6,306	2	5,350
Grade 6. Range \$2,650 to \$3,310	2	5,750	2	5,541	2	4,625
Grade 5. Range \$2,320 to \$2,980	2	4,907	1.5	3,590	0.9	1,777
Total permanent, departmental	11	53,600	10.5	51,259	9.3	39,481
Overtime pay, departmental				684		5,269
01 Personal services (net)	11	53,600	10.5	51,943	9.3	44,750
Received by transfer from "Salaries, Bureau of Accounts"				-8,393		-5,124
Net total obligations		53,600		43,550		39,626
Excess of obligations over appropriation due to Public Law 106				-5,700		
Estimated savings, unobligated balance						804
Total estimate or appropriation		53,600		37,850		40,430

**Salaries, Office of First Assistant Postmaster General—**

Office of the First Assistant Postmaster General, **[\$710,800]**  
 \$964,600. (5 U. S. C. 22, 30n, 30n-1, 30p, 42a, 43, 61a-61d, 363, 369, 666-674; Act of June 30, 1945, Public Law 106; Act of Apr. 24, 1945, Public Law 38; Act of Dec. 28, 1945, Public Law 269.)

Estimate 1947, **\$964,600** Appropriated 1946, **\$742,300**  
 \* Includes \$31,500 appropriated in the First Deficiency Appropriation Act, 1946.

By objects	Obligations					
	Estimate, 1947		Estimate, 1946		Actual, 1945	
	Man-years	Total salary	Man-years	Total salary	Man-years	Total salary
<b>PERSONAL SERVICES, DEPARTMENTAL</b>						
Clerical, administrative, and fiscal service: Grade 15. Range \$8,750 to \$9,800: First assistant postmaster general	1	\$9,800	1	\$9,538	1	\$9,000
Grade 14. Range \$7,175 to \$8,225: Deputy first assistant postmaster general	2	16,188	2	15,663	2	13,736
Special administrative aide	1	7,963	1	7,700	0.9	5,993
Grade 13. Range \$6,230 to \$7,070: Superintendent	4	27,440	4	26,390	4	23,116
Coordinator, field training	1	6,440	1	6,230		
Grade 12. Range \$5,180 to \$6,020: Assistant superintendent	4	23,240	4	22,400	4	18,104
Assistant special administrative aide	3	16,590	3	15,960	2.9	14,466
Grade 10. Range \$3,970 to \$4,630: Junior administrative officer	1	4,630	1	4,630	1	4,100
Grade 9. Range \$3,640 to \$4,300: Senior administrative assistant	17	63,380	17	61,532	16.5	55,679
Grade 8. Range \$3,310 to \$3,970	1	3,750	1	3,640	0.5	1,417
Grade 7. Range \$2,980 to \$3,640	19	58,140	19	58,140	18.7	52,153
Grade 6. Range \$2,650 to \$3,310	61	173,170	56	162,912	49.1	119,003
Grade 5. Range \$2,320 to \$2,980	80.1	200,376	72	172,515	56.9	119,158
Grade 4. Range \$2,100 to \$2,496	81.6	193,220	82.6	180,920	75.7	138,422
Grade 3. Range \$1,902 to \$2,298	59	133,855	65	142,066	48.9	82,230
Grade 2. Range \$1,764 to \$2,100	7	14,040	7	14,040	5.1	7,662
Crafts, protective, and custodial service: Grade 4. Range \$1,770 to \$2,166	1	2,046	1	1,980	0.9	1,412
Grade 3. Range \$1,572 to \$1,902	5	8,625	5	8,298	5	7,156
Total permanent, departmental	318.7	962,896	342.6	914,554	293.1	672,807
Temporary employment, departmental	1	1,704	1	1,704	0.9	1,094
Overtime pay, departmental				16,000		140,004
01 Personal services (net)	349.7	964,600	343.6	932,258	294.0	813,905
Excess of obligations over appropriation due to—						
Public Law 106				-128,106		
Within-grade promotions				-10,956		
Public Law 525				-9,630		
Increase in postal business				-41,266		
Estimated savings, unobligated balance						4,595
Total estimate or appropriation		964,600		742,300		818,500

**Salaries, Office of Second Assistant Postmaster General—**

Office of the Second Assistant Postmaster General, **[\$553,250]**  
 \$774,000. (5 U. S. C. 22, 30n, 30n-1, 30p, 42a, 43, 61a-61d, 363, 369, 372, 666-674; 31 U. S. C. 610; 39 U. S. C. 421, 422, 481-489, 492-494, 525, 541, 541a, 546, 577, 578, 651; 49 U. S. C. 481, 485, 486; Act of June 30, 1945, Public Law 106; Act of Apr. 24, 1945, Public Law 38; Act of Dec. 28, 1945, Public Law 269.)

Estimate 1947, **\$774,000** Appropriated 1946, **\$573,850**  
 \* Includes \$20,600 appropriated in the First Deficiency Appropriation Act, 1946.

By objects	Obligations					
	Estimate, 1947		Estimate, 1946		Actual, 1945	
	Man-years	Total salary	Man-years	Total salary	Man-years	Total salary
<b>PERSONAL SERVICES, DEPARTMENTAL</b>						
Clerical, administrative, and fiscal service: Grade 15. Range \$8,750 to \$9,800: Second assistant postmaster general	1	\$9,800	1	\$9,800	1	\$9,000
Grade 14. Range \$7,175 to \$8,225: Deputy second assistant postmaster general	1	7,437	1	7,256	0.8	5,414
Grade 13. Range \$6,230 to \$7,070: General superintendent, Railway Mail Service	1	7,070	1	7,070	1	6,400
Director, international postal service	1	6,658	1	6,561	1	5,692
Special administrative aide	1	6,302	1	6,230	0.3	1,533
Superintendent	2	13,074	2	12,880	1.2	6,925
Grade 12. Range \$5,180 to \$6,020: Assistant general superintendent	1	6,020	1	6,020	1	5,400
Assistant director	2	10,780	2	10,514	1.8	8,361
Assistant superintendent	2	10,670	1.5	8,851	1.8	8,360
Grade 11. Range \$4,300 to \$5,180: Assistant deputy second assistant and chief clerk						0.7 3,358
Assistant director						0.1 380
Assistant superintendent	1	4,622	1	4,520	0.9	2,845
Administrative officer	2	9,310	2	9,040	0.9	3,900
Grade 10. Range \$3,970 to \$4,630: Assistant superintendent	1	4,596	1	4,490	1	3,875
Grade 9. Range \$3,640 to \$4,300: Assistant superintendent	1	4,266	1	4,160	1.2	4,930
Chief of section						0.4 1,123
Chief translator	1	3,950	0.8	3,176	0.6	1,750
Administrative assistant	7.9	31,149	7.4	29,680	6.9	23,088
Grade 8. Range \$3,310 to \$3,970	5.9	22,011	5.6	21,010	6.4	20,618
Grade 7. Range \$2,980 to \$3,640	16.3	53,247	13.6	43,979	12.7	35,325
Grade 6. Range \$2,650 to \$3,310	29.6	86,627	27	76,137	23.3	60,595
Grade 5. Range \$2,320 to \$2,980	55.2	145,225	50.1	129,733	44.7	100,876
Grade 4. Range \$2,100 to \$2,496	84.6	196,331	72	167,001	64.1	121,412
Grade 3. Range \$1,902 to \$2,298	50.1	106,006	39.9	84,027	40.9	68,565
Grade 2. Range \$1,764 to \$2,100	5.9	10,169	4.5	9,623	5.9	8,561
Grade 1. Range \$1,506 to \$1,902	3.6	7,282	4.5	6,678	4	6,096
Professional service: Grade 3. Range \$3,640 to \$4,300: Associate engineer	1	4,046	1	3,910	0.4	1,417
Crafts, protective, and custodial service: Grade 3. Range \$1,572 to \$1,902	4	6,815	3	6,565	3	4,006
Total permanent, departmental	282.1	773,573	245.9	678,911	228	529,805
Overtime pay, departmental				87,500		122,076
Additional compensation, departmental		427		605		
01 Personal services (net)	282.1	774,000	245.9	767,016	228	651,881
Excess of obligations over appropriation due to—						
Public Law 106				-180,061		
Public Law 525				-9,800		
Reallocations				-1,320		
Within-grade promotions				-1,985		
Estimated savings, unobligated balance						3,219
Total estimate or appropriation		774,000		573,850		655,100

**Salaries, Office of Third Assistant Postmaster General—**

Office of the Third Assistant Postmaster General, **[\$879,000]**  
 \$1,183,000. (5 U. S. C. 22, 30n, 30n-1, 30p, 42a, 43, 61a-61d, 124-132, 363, 364a, 369, 666-674; 31 U. S. C. 610, 610a; 39 U. S. C. 221, 244, 246a, 273, 351, 354, 356, 357, 358, 381, 384a, 711, 712, 738, 751, 768; Act of June 30, 1945, Public Law 106; Act of Apr. 24, 1945, Public Law 38; Act of Dec. 28, 1945, Public Law 269.)

Estimate 1947, **\$1,183,000** Appropriated 1946, **\$909,000**  
 \* Includes \$30,000 appropriated in the First Deficiency Appropriation Act, 1946.

By objects	Obligations					
	Estimate, 1947		Estimate, 1946		Actual, 1945	
	Man-years	Total salary	Man-years	Total salary	Man-years	Total salary
<b>PERSONAL SERVICES, DEPARTMENTAL</b>						
Clerical, administrative, and fiscal service: Grade 15. Range \$8,750 to \$9,800: Third assistant postmaster general	1	\$9,800	1	\$9,800	1.3	\$11,809

By objects	Obligations					
	Estimate, 1947		Estimate, 1946		Actual, 1945	
	Man-years	Total salary	Man-years	Total salary	Man-years	Total salary
<b>PERSONAL SERVICES, DEPARTMENTAL—COD.</b>						
Clerical, administrative, and fiscal service—Continued						
Grade 14. Range \$7,175 to \$8,225:						
Deputy third assistant postmaster general	2	\$15,925	2	\$15,925	2	\$14,250
Grade 13. Range \$6,230 to \$7,070:						
Special administrative aide	1	7,070	1	7,070	1	6,400
Director of parcel post	1	6,650	1	6,650	1	5,707
Division superintendent and disbursing officer	1	6,440	1	6,440	1	5,600
Division superintendent	6	40,110	6	40,110	6	35,400
Grade 12. Range \$5,180 to \$6,020:						
Assistant superintendent and assistant disbursing officer	1	5,350	1	5,277	1	4,600
Assistant administrative aide	1	5,180	1	5,180	0.2	958
Assistant superintendent	6	31,710	6	31,225	4.2	19,285
Grade 11. Range \$4,300 to \$5,180:						
Assistant administrative aide					0.8	3,008
Assistant director of parcel post	1	4,520	1	4,520	1	3,800
United States postal note agent	1	4,300	1	4,300	0.5	2,248
Assistant superintendent	4	17,420	4	17,259	2.5	9,532
Grade 10. Range \$3,970 to \$4,630:						
Assistant superintendent					2.3	8,200
Philatelic agent	1	3,970	0.9	3,665		
Grade 9. Range \$3,640 to \$4,300:						
Philatelic agent			0.1	305	1	3,400
Administrative assistant	1	3,750	1	3,750	1	3,200
Chief of section	12	45,990	11.9	44,945	9.5	30,883
Grade 8. Range \$3,310 to \$3,970:						
Grade 7. Range \$2,980 to \$3,640:						
Grade 6. Range \$2,650 to \$3,310:						
Grade 5. Range \$2,320 to \$2,980:						
Grade 4. Range \$2,100 to \$2,496:						
Grade 3. Range \$1,902 to \$2,298:						
Grade 2. Range \$1,704 to \$2,100:						
Grade 1. Range \$1,506 to \$1,902:						
Crafts, protective, and custodial service:						
Grade 3. Range \$1,572 to \$1,902:						
Grade 2. Range \$1,440 to \$1,770:						
Total permanent, departmental	442.9	1,183,000	391.5	1,049,992	352.9	809,795
Overtime pay, departmental				54,608		179,109
Additional compensation, departmental				400		
01 Personal services (net)	442.9	1,183,000	391.5	1,105,000	352.9	988,904
Excess of obligations over appropriation due to Public Law 106				-196,000		
Estimated savings, unobligated balance						24,096
Total estimate or appropriation	1,183,000		909,000		1,013,000	

By objects	Obligations					
	Estimate, 1947		Estimate, 1946		Actual, 1945	
	Man-years	Total salary	Man-years	Total salary	Man-years	Total salary
<b>PERSONAL SERVICES, DEPARTMENTAL—COD.</b>						
Clerical, administrative, and fiscal service—Continued						
Grade 3. Range \$1,902 to \$2,298	43.4	\$88,775	38.1	\$76,856	43.4	\$73,159
Grade 2. Range \$1,704 to \$2,100	19.5	38,097	16.7	30,372	7.5	11,288
Professional service:						
Grade 6. Range \$6,230 to \$7,070:						
Division superintendent	1	7,070	1	7,070	1	6,400
Grade 5. Range \$5,180 to \$6,020:						
Senior engineer	2	11,410	2	11,410	2	9,800
Grade 4. Range \$4,300 to \$5,180:						
Engineer	4.5	22,575	4	19,924	4	16,650
Grade 3. Range \$3,640 to \$4,300:						
Associate engineer	4	16,190	2.8	11,400	2	7,000
Grade 2. Range \$2,980 to \$3,640:						
Subprofessional service:						
Grade 8. Range \$2,980 to \$3,640	1	3,640	1	3,640	1	3,200
Grade 7. Range \$2,650 to \$3,310	4.4	12,812	3.5	10,812	3	8,050
Grade 6. Range \$2,320 to \$2,980	4	10,670	4	10,820	2.9	7,143
Grade 5. Range \$2,100 to \$2,496					0.5	975
Crafts, protective, and custodial service:						
Grade 4. Range \$1,770 to \$2,100	2	4,200	2	4,200	2	3,445
Grade 3. Range \$1,572 to \$1,902	12.6	21,804	12.4	21,011	10.7	14,860
Total permanent, departmental	239.6	659,800	208.6	573,350	178.3	428,479
Temporary employment, departmental					1	1,464
Part-time employment, departmental					0.1	175
Overtime pay, departmental				34,235		86,236
01 Personal services (net)	239.6	659,800	208.6	607,585	179.4	516,354
Excess of obligations over appropriation due to—						
Public Law 106				-104,305		
Public Law 525				-1,760		
Within-grade promotions				-5,780		
Increase in postal business				-12,200		
Estimated savings, unobligated balance						43,646
Total estimate or appropriation	659,800		483,540		560,000	

**Salaries, Office of Solicitor for the Post Office Department—**  
 Office of the Solicitor for the Post Office Department, **[\$120,600] \$170,000.** (5 U. S. C. 22, 30n, 30n-1, 30p, 42a, 43, 61a-61d, 364, 369, 666-674; 18 U. S. C. 303-307, 335, 336-339, 343, 344, 396; 31 U. S. C. 215, 224c; 39 U. S. C. 49; Act of June 30, 1945, Public Law 106; Act of Apr. 24, 1945, Public Law 38; Act of Dec. 28, 1945, Public Law 269.)

Estimate 1947, **\$170,000**      Appropriated 1946, \* **\$125,900**  
 \* Includes \$5,300 appropriated in the First Deficiency Appropriation Act, 1946.

**Salaries, Office of Fourth Assistant Postmaster General—**  
 Office of the Fourth Assistant Postmaster General, **[\$454,740] \$659,800.** (5 U. S. C. 22, 30n, 30n-1, 30p, 42a, 43, 61a-61d, 124-132, 369, 374, 666-674; 39 U. S. C. 423, 502-504, 801-803, 809, 829; Act of June 30, 1945, Public Law 106; Act of Apr. 24, 1945, Public Law 38; Act of Dec. 28, 1945, Public Law 269.)

Estimate 1947, **\$659,800**      Appropriated 1946, \* **\$483,540**  
 \* Includes \$28,800 appropriated in the First Deficiency Appropriation Act, 1946.

By objects	Obligations					
	Estimate, 1947		Estimate, 1946		Actual, 1945	
	Man-years	Total salary	Man-years	Total salary	Man-years	Total salary
<b>PERSONAL SERVICES, DEPARTMENTAL</b>						
Clerical, administrative, and fiscal service:						
Grade 15. Range \$8,750 to \$9,800:						
Fourth assistant postmaster general	1	\$9,800	1	\$9,800	1	\$9,000
Grade 14. Range \$7,175 to \$8,225:						
Deputy fourth assistant postmaster general	1	8,225	1	8,225	1	7,500
Grade 13. Range \$6,230 to \$7,070:						
Special administrative aide to the fourth assistant	1	6,230	1	6,230	0.3	1,667
Division superintendent	4	26,390	4	26,390	4	23,199
Grade 12. Range \$5,180 to \$6,020:						
Special administrative aide to the fourth assistant					0.5	2,583
Assistant superintendent	1	5,600	1	5,600	1	4,800
Grade 11. Range \$4,300 to \$5,180:						
Assistant deputy fourth assistant and chief clerk					0.2	766
Assistant superintendent	3	14,220	3	14,220	3	12,000
Grade 10. Range \$3,970 to \$4,630:						
Traffic manager	1	4,520	1	4,520	1	3,875
Assistant superintendent	1	4,050	1	4,050	1	3,500
Grade 9. Range \$3,640 to \$4,300:						
Assistant superintendent	1	3,860	1	3,860	1.8	5,975
Chief of section	1	3,750	1	3,750	1	3,200
Grade 8. Range \$3,310 to \$3,970:						
Grade 7. Range \$2,980 to \$3,640:						
Grade 6. Range \$2,650 to \$3,310:						
Grade 5. Range \$2,320 to \$2,980:						
Grade 4. Range \$2,100 to \$2,496:						
Grade 3. Range \$1,902 to \$2,298:						
Grade 2. Range \$1,704 to \$2,100:						
Crafts, protective, and custodial service:						
Grade 3. Range \$1,572 to \$1,902:						
Grade 2. Range \$1,440 to \$1,770:						
Total permanent, departmental	49.8	170,000	39.7	144,968	35.8	117,030
Overtime pay, departmental				1,837		18,491
01 Personal services (net)	49.8	170,000	39.7	146,805	35.8	135,521
Excess of obligations over appropriation due to—						
Public Law 106				-18,716		
Public Law 525				-90		
Within-grade promotions				-585		
Increase in postal business				-1,514		
Estimated savings, unobligated balance						4,479
Total estimate or appropriation	170,000		125,900		140,000	

By objects	Obligations					
	Estimate, 1947		Estimate, 1946		Actual, 1945	
	Man-years	Total salary	Man-years	Total salary	Man-years	Total salary
<b>PERSONAL SERVICES, DEPARTMENTAL</b>						
Professional service:						
Grade 8. Range \$8,750 to \$9,800:						
Solicitor	1	\$9,800	1	\$9,800	1	\$9,000
Grade 7. Range \$7,175 to \$8,225:						
Assistant to the solicitor	1	8,225	1	8,225	1	7,500
Assistant solicitor	1	7,952	1	7,700	1	6,875
Grade 6. Range \$6,230 to \$7,070:						
Principal attorney	2	13,873	2	13,563	2	11,990
Grade 5. Range \$5,180 to \$6,020:						
Senior attorney	2	10,932	2	10,570	1.5	7,217
Trial examiner	2	10,933	1	5,600	1	4,850
Grade 4. Range \$4,300 to \$5,180:						
Attorney	6	27,422	6	27,044	5.3	20,465
Grade 3. Range \$3,640 to \$4,300:						
Associate attorney	4	15,770	4	15,402	2.7	8,758
Clerical, administrative, and fiscal service:						
Grade 7. Range \$2,980 to \$3,640	1	3,310	1.3	4,535	3	8,008
Grade 6. Range \$2,650 to \$3,310	0.9	2,506			0.9	2,225
Grade 5. Range \$2,320 to \$2,980	3.3	8,244	3.5	9,357	3.5	7,960
Grade 4. Range \$2,100 to \$2,496	8.6	19,794	8.8	18,753	5.5	10,198
Grade 3. Range \$1,902 to \$2,298	10.1	19,519	2.7	5,135	4.3	6,986
Grade 2. Range \$1,704 to \$2,100	5.9	10,032	4.4	7,659	1.8	2,832
Crafts, protective, and custodial service:						
Grade 3. Range \$1,572 to \$1,902	1	1,688	1	1,625	0.8	1,100
Grade 2. Range \$1,440 to \$1,770:					0.2	200
Total permanent, departmental	49.8	170,000	39.7	144,968	35.8	117,030
Overtime pay, departmental				1,837		18,491
01 Personal services (net)	49.8	170,000	39.7	146,805	35.8	135,521
Excess of obligations over appropriation due to—						
Public Law 106				-18,716		
Public Law 525				-90		
Within-grade promotions				-585		
Increase in postal business				-1,514		
Estimated savings, unobligated balance						4,479
Total estimate or appropriation	170,000		125,900		140,000	

**SALARIES IN BUREAUS AND OFFICES—Continued**

**Salaries, Office of Chief Inspector—**

Office of the chief inspector, [**\$291,800**] **\$393,000.** (5 U. S. C. 22, 30n, 30n-1, 30p, 42a, 43, 61a-61d, 369, 666-674; 31 U. S. C. 610; 39 U. S. C. 691, 697; Act of June 30, 1945, Public Law 106; Act of Apr. 24, 1945, Public Law 38; Act of Dec. 28, 1945, Public Law 269.)

Estimate 1947, **\$393,000**                      Appropriated 1946, **\$301,400**

\* Includes \$9,600 appropriated in the First Deficiency Appropriation Act, 1946.

By objects	Obligations					
	Estimate, 1947		Estimate, 1946		Actual, 1945	
	Man-years	Total salary	Man-years	Total salary	Man-years	Total salary
<b>PERSONAL SERVICES, DEPARTMENTAL</b>						
Clerical, administrative, and fiscal service:						
Grade 15. Range \$8,750 to \$9,800:						
Chief inspector	1	\$8,750	0.9	\$8,030	1	\$8,250
Grade 14. Range \$7,175 to \$8,225:						
Assistant chief inspector	1	7,175	1	7,204	1	6,854
Grade 13. Range \$6,230 to \$7,070:						
General superintendent	1	7,070	1	7,070	1	6,400
Grade 12. Range \$5,180 to \$6,020:						
Senior administrative officer	2	11,410	2	11,353	2	9,800
Division superintendent	4	21,980	4	21,681	4	18,599
Grade 11. Range \$4,300 to \$5,180:						
Examiner of questioned documents	1	4,520	1	4,402	1	3,800
Grade 10. Range \$3,970 to \$4,630:						
Assistant division superintendent	4	17,860	4	17,022	4	14,596
Grade 9. Range \$3,640 to \$4,300:						
Administrative assistant	1	3,640	1	3,640		
Grade 8. Range \$3,310 to \$3,970:						
	10	36,620	10	35,681	0.7	28,900
Grade 7. Range \$2,980 to \$3,640:						
	13	43,800	13	42,966	12.6	34,540
Grade 6. Range \$2,650 to \$3,310:						
	19.5	64,445	18.5	54,097	15.2	36,356
Grade 5. Range \$2,320 to \$2,980:						
	35.5	96,482	34.7	87,330	32.7	67,564
Grade 4. Range \$2,100 to \$2,496:						
	13.5	32,568	13.2	29,028	12.1	22,144
Grade 3. Range \$1,902 to \$2,298:						
	10.4	23,799	7.6	15,354	8.8	14,689
Grade 2. Range \$1,704 to \$2,100:						
	3	5,574	4.1	6,986	4.1	6,148
Grade 1. Range \$1,506 to \$1,902:						
					0.3	540
Subprofessional service:						
Grade 6. Range \$2,320 to \$2,980:						
	1	2,980	1	2,921	1	2,450
Crafts, protective, and custodial service:						
Grade 3. Range \$1,572 to \$1,902:						
	1	1,770	1	1,770	1.1	1,687
Total permanent, departmental	121.9	390,443	118	356,535	111.6	283,317
Temporary employment, departmental					0.5	740
Overtime pay, departmental		2,557		13,767		59,252
01 Personal services (net)	121.9	393,000	118	370,302	112.1	343,309
Excess of obligations over appropriation due to—						
Public Law 106				-60,994		
Public Law 525				-1,672		
Reallocation				-330		
Within-grade promotions				-5,906		
Estimated savings, unobligated balance						5,274
Total estimate or appropriation		393,000		301,400		348,583

**Salaries, Office of Purchasing Agent—**

Office of the purchasing agent, [**\$58,200**] **\$67,800.** (5 U. S. C. 30n, 30n-1, 30p, 42a, 43, 61a-61d, 366, 369, 666-674; Act of June 30, 1945, Public Law 106; Act of Apr. 24, 1945, Public Law 38.)

Estimate 1947, **\$67,800**                      Appropriated 1946, **\$58,200**

By objects	Obligations					
	Estimate, 1947		Estimate, 1946		Actual, 1945	
	Man-years	Total salary	Man-years	Total salary	Man-years	Total salary
<b>PERSONAL SERVICES, DEPARTMENTAL</b>						
Clerical, administrative, and fiscal service:						
Grade 14. Range \$7,175 to \$8,225:						
Purchasing agent	1	\$8,225	1	\$8,225	1	\$7,500
Grade 12. Range \$5,180 to \$6,020:						
Assistant purchasing agent	1	5,600	1	5,568	1	4,700
Grade 8. Range \$3,310 to \$3,970:						
	1	3,530	1	3,590	1	2,975
Grade 7. Range \$2,980 to \$3,640:						
	2	6,730	2	6,700	2	5,625
Grade 6. Range \$2,650 to \$3,310:						
	2	5,520	2	5,495	1.9	4,465
Grade 5. Range \$2,320 to \$2,980:						
	4.8	12,598	4.7	11,678	4.4	9,164
Grade 4. Range \$2,100 to \$2,496:						
	2.9	6,318	2.8	5,926	3	5,367
Grade 3. Range \$1,902 to \$2,298:						
	4.8	9,577	4.7	9,154	4	6,575
Grade 2. Range \$1,704 to \$2,100:						
	4.1	7,398	4.7	5,311	1.7	6,916
Crafts, protective, and custodial service:						
Grade 3. Range \$1,572 to \$1,902:						
	1	1,704	1	1,681	0.9	1,234
Total permanent, departmental	24.6	67,800	24.9	66,238	23.9	54,521
Overtime pay, departmental				1,536		11,471
01 Personal services (net)	24.6	67,800	24.9	67,774	23.9	65,992
Excess of obligations over appropriation due to Public Law 106				-9,574		
Estimated savings, unobligated balance						3,008
Total estimate or appropriation		67,800		58,200		69,000

**Salaries, Bureau of Accounts—**

Bureau of Accounts, [including the employment of not to exceed three temporary experts by contract or otherwise without regard to section 3709 of the Revised Statutes, or the civil-service and classification laws, \$405,000] **\$544,000.** (5 U. S. C. 30n, 30n-1, 30p, 42a, 43, 61a-61d, 369, 388, 666-674, 724; 31 U. S. C. 45, 111-114, 585, 610-611; 39 U. S. C. 321d, 781, 793, 826; Act of June 30, 1945, Public Law 106; Act of Apr. 24, 1945, Public Law 38; Act of Dec. 28, 1945, Public Law 269.)

Estimate 1947, **\$544,000**                      Appropriated 1946, **\$414,400**

\* Excludes \$8,270 transferred to "Salaries, Office of Budget and Administrative Planning." For comparative purposes the amounts provided for 1945 and 1946 are shown in the schedule as transfers.

† Includes \$9,400 appropriated in the First Deficiency Appropriation Act, 1946.

By objects	Obligations					
	Estimate, 1947		Estimate, 1946		Actual, 1945	
	Man-years	Total salary	Man-years	Total salary	Man-years	Total salary
<b>PERSONAL SERVICES, DEPARTMENTAL</b>						
Clerical, administrative, and fiscal service:						
Grade 15. Range \$8,750 to \$9,800:						
Comptroller	1	\$9,800	1	\$9,800	1	\$9,000
Grade 14. Range \$7,175 to \$8,225:						
Assistant comptroller	1	7,700	1	7,700	1	6,729
Grade 13. Range \$6,230 to \$7,070:						
Superintendent, division of accounts	1	6,650	1	6,650	1	5,700
Superintendent, division of cost ascertainment	1	6,650	1	6,650	1.2	8,384
Special administrative aide	1	6,230	1	6,230	0.4	2,333
Principal administrative officer	4	25,340	3.3	21,187	2.7	14,230
Grade 12. Range \$5,180 to \$6,020:						
Assistant superintendent, division of accounts	1	5,180	1	5,180	0.3	1,342
Assistant superintendent, division of cost ascertainment	1	5,180	1	5,180	0.5	2,108
Senior administrative officer	1	5,180	1	5,180	1.5	7,283
Grade 11. Range \$4,300 to \$5,180:						
Administrative officer	1	4,520	1	4,393	1.5	5,840
Principal fiscal accountant	1	4,300	1	4,300	0.4	1,098
Assistant superintendent, division of cost ascertainment					0.5	2,058
Grade 9. Range \$3,640 to \$4,300:						
Chief of section	2	7,500	2	7,347	1.4	4,391
Fiscal accountant	2	7,390	1.7	6,177	1.5	4,666
Administrative assistant	1	3,750	1	3,729	0.8	2,667
Grade 8. Range \$3,310 to \$3,970:						
	3	10,150	2.8	9,352	0.6	1,692
Grade 7. Range \$2,980 to \$3,640:						
	7.8	24,300	7	20,610	4	10,470
Grade 6. Range \$2,650 to \$3,310:						
	7.8	22,520	7.2	20,516	5	11,987
Grade 5. Range \$2,320 to \$2,980:						
	36	89,000	30.6	74,549	13	27,714
Grade 4. Range \$2,100 to \$2,496:						
	49.7	109,800	44.4	94,845	16.3	30,624
Grade 3. Range \$1,902 to \$2,298:						
	35.3	72,130	32.1	62,240	37.4	63,298
Grade 2. Range \$1,704 to \$2,100:						
	9.8	18,888	10.4	19,274	23	34,024
Crafts, protective, and custodial service:						
Grade 3. Range \$1,572 to \$1,902:						
	4	6,552	3	4,901	2.8	3,822
Total permanent, departmental	172.4	478,800	155.5	405,990	117.8	261,460
Temporary employment, departmental	46.5	85,200	3	50,000	2.3	20,104
Overtime pay, departmental				6,635		51,236
Additional compensation, departmental				513		
01 Personal services (net)	218.9	544,000	158.5	463,138	120.1	332,800
Reappropriation of 1944 balance for 1945						-21,000
Transferred to "Salaries, Office of Budget and Administrative Planning"				+8,393		+5,124
Net total obligations		544,000		471,531		316,924
Excess of obligations over appropriation due to—						
Public Law 106				-55,731		
Public Law 525				-1,400		
Estimated savings, unobligated balance						48,076
Total estimate or appropriation		544,000		414,400		365,000

Total salaries, Post Office Department, annual appropriations:

Estimate 1947, **\$5,144,800**                      Appropriated 1946, **\$3,906,590**

**CONTINGENT EXPENSES, POST OFFICE DEPARTMENT**

**Contingent and Miscellaneous Expenses, Post Office Department—**

For all necessary contingent and miscellaneous expenses not otherwise provided for; including [stationery and blank books, index and guide cards, folders and binding devices, purchase of penalty envelopes; telegraph and telephone service; furniture and filing cabinets and repairs thereto; purchase of tools and electrical supplies;] maintenance, repair, and operation of two [motor-driven] passenger-carrying vehicles; floor coverings; postage stamps for correspondence addressed abroad, which is not exempt under article 49 of the Buenos Aires Convention of the Universal Postal Union] automobiles; purchase [and exchange] of law-books[,] and books of reference; newspapers[, not exceeding \$200]; and travel expenses of the purchasing agent and of the Solicitor and attorneys connected with his office [while traveling on business of the Department], not exceeding \$1,900; [and other

expenses not otherwise provided for: \$133,000] \$160,000. (5 U. S. C. 73a, 78, 102, 361, 821-823a, 827, 828, 829, 833; 31 U. S. C. 530, 610, 665, 669, 677, 678, 680a; 47 U. S. C. 3; Act of Apr. 24, 1945, Public Law 38; Act of Dec. 28, 1945, Public Law 269.)

Estimate 1947, \$160,000 Appropriated 1946, \$158,000  
 • Includes \$25,000 appropriated in the First Deficiency Appropriation Act, 1946.

By objects	Obligations		
	Estimate, 1947	Estimate, 1946	Actual, 1945
02 Travel	\$2,500	\$2,500	\$1,981
04 Communication services	24,829	24,829	27,241
05 Rents and utility services	17,893	17,893	15,268
07 Other contractual services	3,950	3,950	4,000
08 Supplies and materials	50,309	50,541	54,159
09 Equipment	60,528	68,157	39,241
Total obligations	160,000	167,870	141,890
Excess of obligations over appropriation due to increase in postal business		-9,870	
Estimated savings, unobligated balance			10
Total estimate or appropriation	160,000	158,000	141,900

**Printing and Binding, Post Office Department—**

For printing and binding for the Post Office Department, including all of its bureaus, offices, institutions, and services located in Washington, District of Columbia, and elsewhere] and Postal Service, [\$1,750,000] \$1,856,000. (31 U. S. C. 588, 589; Act of Apr. 24, 1945, Public Law 38.)

Estimate 1947, \$1,856,000 Appropriated 1946, \$1,750,000

By objects	Obligations		
	Estimate, 1947	Estimate, 1946	Actual, 1945
02 Travel	\$1,000	\$1,000	\$2,226
06 Printing and binding	1,855,000	1,749,000	1,726,179
Grand total obligations	1,856,000	1,750,000	1,728,415
Estimated savings, unobligated balance			41,585
Total estimate or appropriation	1,856,000	1,750,000	1,770,000

Total, contingent expenses, Post Office Department, annual appropriations:

Estimate 1947, \$2,016,000 Appropriated 1946, \$1,908,000

**Foreign Service Pay Adjustment, Appreciation of Foreign Currencies (Post Office)—**

By objects	Obligations		
	Estimate, 1947	Estimate, 1946	Actual, 1945
Received by transfer from appropriation under above title			-375
Estimated savings, unobligated balance			375
Total estimate or appropriation			

**Collecting the Internal Revenue (Transfer to Post Office)—**

By objects	Obligations		
	Estimate, 1947	Estimate, 1946	Actual, 1945
04 Communication services	\$50	\$50	\$18
06 Printing and binding	1,000	1,000	956
Grand total obligations	1,050	1,050	1,004
Transferred to "Clerks, first- and second-class post offices"	+768,550	+738,950	+602,746
Received by transfer from "Collecting the internal revenue," Treasury Department	-769,600	-740,000	-603,750
Total estimate or appropriation			

**Administering the Public Debt (Transfer to Post Office)—**

By objects	Obligations					
	Estimate, 1947		Estimate, 1946		Actual, 1945	
<b>PERSONAL SERVICES, DEPARTMENTAL</b>						
Clerical, administrative, and fiscal service:	Man-	Total	Man-	Total	Man-	Total
Grade 9. Range \$3,640 to \$4,300:	years	salary	years	salary	years	salary
Administrative assistant	1	\$4,266	1	\$4,160	0.8	\$2,700
Grade 8. Range \$3,310 to \$3,970					0.3	875
Grade 7. Range \$2,980 to \$3,640	2	6,387	2	6,176	1.7	4,467
Grade 6. Range \$2,650 to \$3,310					0.3	733
Grade 5. Range \$2,320 to \$2,980	3	7,853	3	7,535	3	6,235
Grade 4. Range \$2,100 to \$2,496	24.3	51,706	21.8	46,619	20.1	36,424
Grade 3. Range \$1,902 to \$2,298	27.7	53,816	25.3	48,807	21.6	35,260
Grade 2. Range \$1,704 to \$2,100	17.7	31,011	15.9	27,750	13.3	19,482
Grade 1. Range \$1,506 to \$1,902	1	1,554	0.8	1,205	1.9	2,417
Crafts, protective, and custodial service:						
Grade 3. Range \$1,572 to \$1,902	13.1	21,207	11.8	18,911	12.8	17,266
Grade 2. Range \$1,440 to \$1,770					0.1	130
Total permanent, departmental	89.8	177,800	81.6	161,163	75.9	125,959
Part-time employment, departmental			0.6	1,085	1.3	1,942
Overtime pay, departmental				31,094		30,797
Additional compensation, departmental				458		
01 Personal services (net)	89.8	177,800	82.2	193,806	77.2	158,728
<b>OTHER OBLIGATIONS</b>						
02 Travel		200		200		37
04 Communication services		2,500		2,500		1,037
05 Rents and utility services		4,000		4,000		2,763
06 Printing and binding		25,000		50,000		19,818
07 Other contractual services		1,500		1,500		555
08 Supplies and materials		20,000		20,000		18,945
09 Equipment		5,000		5,000		762
Total other obligations		58,200		83,200		43,920
Grand total obligations		236,000		277,000		202,648
Transferred to "Clerks, first- and second-class post offices"		+4,346,000		+9,643,000		+11,503,650
Received by transfer from "Administering the public debt," Treasury Department		-4,582,000		-10,613,595		-12,718,335
Estimated savings, unobligated balance				693,595		1,012,037
Total estimate or appropriation						

**Migratory Bird Conservation Fund (Transfer to Post Office)—**

By objects	Obligations					
	Estimate, 1947		Estimate, 1946		Actual, 1945	
<b>PERSONAL SERVICES, DEPARTMENTAL</b>						
Clerical, administrative, and fiscal service:	Man-	Total	Man-	Total	Man-	Total
Grade 8. Range \$3,310 to \$3,970	1	\$3,526	1	\$3,420	1	\$2,900
Grade 6. Range \$2,650 to \$3,310	1	2,857	1	2,752	1	2,204
Grade 5. Range \$2,320 to \$2,980						83
Grade 4. Range \$2,100 to \$2,496	3.9	8,136	3.8	8,171	2.2	3,994
Grade 3. Range \$1,902 to \$2,298	1	1,981	1	1,917	1.2	2,115
Grade 2. Range \$1,704 to \$2,100					0.5	806
Total permanent, departmental	6.9	16,500	6.8	16,269	5.9	12,102
Overtime pay, departmental		240		240		3,600
01 Personal services (net)	6.9	16,500	6.8	16,500	5.9	15,702
<b>OTHER OBLIGATIONS</b>						
04 Communication services		50		50		50
06 Printing and binding		3,250		3,250		3,508
08 Supplies and materials		200		200		197
09 Equipment						
Total other obligations		3,500		3,500		3,756
Grand total obligations		20,000		20,000		19,458
Received by transfer from "Migratory bird conservation fund, Fish and Wildlife Service (receipt limitation)," Department of the Interior		-20,000		-20,000		-20,000
Estimated savings, unobligated balance						542
Total estimate or appropriation						

**Working Fund, Post Office, Postmaster General (Office of Censorship)—**

By objects	Obligations		
	Estimate, 1947	Estimate, 1946	Actual, 1945
Advanced from Office of Censorship		-333,000	-250,000
Transferred to "Clerks, first- and second-class post offices"		+33,000	+209,579
Estimated savings, unobligated balance			40,421
Total estimate or appropriation			



**Administrative Expenses, Adjusted Compensation Payment Act, 1936, Treasury Department (Transfer to Post Office)—**

By objects	Obligations		
	Estimate, 1947	Estimate, 1946	Actual, 1945
04 Communication services.....		\$11,500	\$34,726
06 Printing and binding.....			3,082
Transferred to "Clerks, first- and second-class post offices".....		+50,000	+150,692
Received by transfer from "Administrative expenses, Adjusted Compensation Payment Act, 1936, Treasury Department".....			-250,000
1945 balance available in 1946.....		-61,500	+61,500
<b>Total estimate or appropriation.....</b>			

Total, Post Office Department, salaries and expenses, annual appropriations:  
 Estimate 1947, **\$7,160,800**                      Appropriated 1946, **\$5,814,590**

Appropriations hereinafter made for the field service of the Post Office Department, except as otherwise provided, shall not be expended for any of the purposes hereinbefore provided for on account of the Post Office Department in the District of Columbia: *Provided*, That the actual and necessary expenses of officials and employees of the Post Office Department and Postal Service, when traveling on official business, may be paid from the appropriations for the service in connection with which the travel is performed, and appropriations for the fiscal year [1946] 1947 shall be available therefor: *Provided further*, That appropriations hereinafter made, except such as are exclusively for payment of compensation, shall be [immediately] available for expenses in connection with the examination of estimates for appropriations in the field including per diem allowances in lieu of actual expenses of subsistence.

*Statement of proposed expenditures for purchase, maintenance, repair, and operation of passenger-carrying vehicles for the fiscal year ending June 30, 1947*

**POST OFFICE DEPARTMENT**

Appropriation	Vehicles (motor unless otherwise indicated) to be purchased		Old vehicles to be exchanged		Net cost of vehicles to be purchased	Old vehicles still to be used	Total maintenance, repair, and operation, all vehicles	Public purpose and users
	Number	Gross cost	Number	Allowance (estimated)				
Contingent and miscellaneous expenses, Post Office Department.						2	\$904	1 automobile used by the Postmaster General and 1 automobile for the general use of the Department.

**FIELD SERVICE, POST OFFICE DEPARTMENT**

**OFFICE OF THE POSTMASTER GENERAL**

**Travel Expenses, Postmaster General and Assistant Postmasters General—**

Travel expenses, Postmaster General and Assistant Postmasters General: For travel and miscellaneous expenses in the Postal Service, offices of the Postmaster General and Assistant Postmasters General, \$3,000. (5 U. S. C. 73a, 821-823a, 827, 828, 829, 833; Act of Apr. 24, 1945, Public Law 38.)

Estimate 1947, **\$3,000**                                      Appropriated 1946, **\$3,000**

By objects	Obligations		
	Estimate, 1947	Estimate, 1946	Actual, 1945
02 Travel.....	\$3,000	\$3,000	\$1,378
Estimated savings, unobligated balance.....			1,622
<b>Total estimate or appropriation.....</b>	<b>3,000</b>	<b>3,000</b>	<b>3,000</b>

**Personal or Property Damage Claims—**

Personal or property damage claims: To enable the Postmaster General to pay claims for damages, occurring during the fiscal year [1946] 1947, or in prior fiscal years, to persons or property in accordance with the provisions of the Deficiency Appropriation Act, approved June 16, 1921 (5 U. S. C. 392), as amended by the Act approved June 22, 1934 (48 Stat. 1207) 31 U. S. C. 224c), [\$75,000] \$124,000. (Act of Apr. 24, 1945, Public Law 38; Act of Dec. 28, 1945, Public Law 269.)

Estimate 1947, **\$124,000**                                      Appropriated 1946, **\$140,000**  
 \* Includes \$65,000 appropriated in the First Deficiency Appropriation Act, 1946.

By objects	Obligations		
	Estimate, 1947	Estimate, 1946	Actual, 1945
13 Refunds, awards, and indemnities.....	\$124,000	\$140,000	\$103,061
Prior year balance available in 1945.....			-28,061
<b>Total estimate or appropriation.....</b>	<b>124,000</b>	<b>140,000</b>	<b>75,000</b>

**Adjusted Losses and Contingencies—**

Adjusted losses and contingencies: To [enable the Postmaster General to] pay to postmasters, Navy mail clerks, and assistant

Navy mail clerks or credit them with the amount ascertained to have been lost or destroyed during the fiscal year [1946] 1947, or prior fiscal years, through [burglary, fire, or other] unavoidable casualty resulting from no fault or negligence on their part, as authorized by the Act approved March 17, 1882, as amended (39 U. S. C. 49), \$55,000. (31 U. S. C. 725a; Act of Apr. 24, 1945, Public Law 38.)

Estimate 1947, **\$55,000**                                      Appropriated 1946, **\$55,000**

By objects	Obligations		
	Estimate, 1947	Estimate, 1946	Actual, 1945
13 Refunds, awards, and indemnities.....	\$55,000	\$54,750	\$50,561
Estimated savings, unobligated balance.....		250	4,439
<b>Total estimate or appropriation.....</b>	<b>55,000</b>	<b>55,000</b>	<b>55,000</b>

Total, Office of the Postmaster General, annual appropriations:

Estimate 1947, **\$182,000**                                      Appropriated 1946, **\$198,000**

**OFFICE OF CHIEF INSPECTOR**

**Post Office Inspectors, Salaries—**

Salaries of inspectors: For salaries of fifteen inspectors in charge of divisions and [seven hundred and ninety-five] eight hundred and thirty-five inspectors, [\$3,073,375] \$4,000,000. (5 U. S. C. 30n, 30n-1, 30p, 61a-61d, 370; 31 U. S. C. 610; 39 U. S. C. 692, 693, 693a, 697; Act of July 6, 1945, Public Law 134; Act of Apr. 24, 1945, Public Law 38.)

Estimate 1947, **\$4,000,000**                                      Appropriated 1946, **\$3,073,375**

By objects	Obligations					
	Estimate, 1947		Estimate, 1946		Actual, 1945	
	Man-years	Total salary	Man-years	Total salary	Man-years	Total salary
<b>PERSONAL SERVICES, FIELD</b>						
Regular employment, field.....	\$49.4	\$3,998,950	811	\$3,545,421	807.7	\$3,023,169
Overtime pay, field.....				102,251		382,927
Additional compensation, field.....						242,132
Additional pay for foreign service, field.....		1,050		1,000		841
<b>01 Personal services (net).....</b>	<b>849.4</b>	<b>4,000,000</b>	<b>811</b>	<b>3,648,672</b>	<b>807.7</b>	<b>3,649,069</b>

By objects	Obligations		
	Estimate, 1947	Estimate, 1946	Actual, 1945
Excess of obligations over appropriation due to—			
Public Law 134		-\$536, 390	
Promotions for returning veterans		-30, 346	
Public Law 525		-8, 561	
Estimated savings, unobligated balance			\$14, 331
Total estimate or appropriation	\$4, 000, 000	3, 073, 375	3, 663, 400

**Post Office Inspectors, Travel and Miscellaneous Expenses—**

Travel[ing] and miscellaneous expenses: For necessary travel[ing] expenses of inspectors, inspectors in charge, the chief post-office inspector, and the assistant chief post-office inspector, including reimbursement of not to exceed 3 cents per mile for official travel performed by them in privately owned automobiles within the limits of their official stations, and for the travel[ing] expenses of four clerks performing stenographic and clerical assistance to post-office inspectors in the investigation of important fraud cases; for tests, exhibits, documents, photographs, office, and other necessary expenses incurred by post-office inspectors in connection with their official investigations, including necessary miscellaneous expenses of division headquarters, and not to exceed \$500 for books of reference needed in the operation of the Post Office Inspection Service. [\$956,250] \$1,014,000: *Provided*, That not exceeding [\$15,000] \$24,500 of this sum shall be available for transfer by the Postmaster General to other departments and independent establishments for chemical and other investigations. (5 U. S. C. 73a, 124-132, 821-823a, 827, 828, 829, 833; 31 U. S. C. 610, 678, 680a, 686; 39 U. S. C. 691, 694, 697, 787; 47 U. S. C. 3; Act of Apr. 24, 1945, Public Law 38.)

Estimate 1947, \$1,014,000      Appropriated 1946, \$956,250

By objects	Obligations		
	Estimate, 1947	Estimate, 1946	Actual, 1945
01 Personal services (net)	\$200	\$200	
<b>OTHER OBLIGATIONS</b>			
02 Travel	908, 794	867, 518	\$803, 461
04 Communication services	74, 056	70, 642	70, 485
07 Other contractual services	24, 873	15, 350	11, 697
08 Supplies and materials	4, 427	4, 220	3, 151
09 Equipment	1, 000	1, 000	872
13 Refunds, awards, and indemnities	650	600	461
Total other obligations	1, 013, 800	959, 330	890, 127
Grand total obligations	1, 014, 000	959, 530	890, 127
Excess of obligations over appropriation due to Public Law 49, 79th Cong		-3, 280	
Estimated savings, unobligated balance			72, 006
Total estimate or appropriation	1, 014, 000	956, 250	962, 133

**Post Office Inspectors, Clerks—**

Clerks[ ], division headquarters: For compensation of three hundred and [sixty-seven] ninety-four clerks [at division headquarters and other posts of duty of post-office inspectors, \$960,000] in the Post Office Inspection Service, \$1,113,500.

[Clerks, division headquarters: For an additional amount, fiscal year 1946, for "Clerks, division headquarters", \$22,500, and increase the limitation on the number of clerks from "three hundred and sixty-seven" to "four hundred and twelve".] (5 U. S. C. 30n, 30n-1, 30p, 61a-61d, 370; 39 U. S. C. 698, 699; Act of July 6, 1945, Public Law 134; Act of Apr. 24, 1945, Public Law 38; Act of Dec. 28, 1945, Public Law 269.)

Estimate 1947, \$1,113,500      Appropriated 1946, \$982,500

By objects	Obligations		
	Estimate, 1947	Estimate, 1946	Actual, 1945
<b>PERSONAL SERVICES, FIELD</b>			
Regular employment, field	Man- 391.7 Total \$1, 112, 881	Man- 374.1 Total \$1, 054, 966	Man- 336.5 Total \$786, 445
Overtime pay, field		103, 388	121, 984
Additional compensation, field			100, 432
Additional pay for foreign service, field	619	594	359
01 Personal services (net)	391.7 1, 113, 500	374.1 1, 158, 948	336.5 1, 009, 720

By objects	Obligations		
	Estimate, 1947	Estimate, 1946	Actual, 1945
Excess of obligations over appropriation due to—			
Public Law 134		-\$173, 117	
Public Law 525		-2, 737	
Additional pay for foreign service		-594	
Estimated savings, unobligated balance			\$16, 996
Total estimate or appropriation	\$1, 113, 500	982, 500	1, 026, 716

**Payment of Rewards—**

Payment of rewards: For payment of rewards for the detection, arrest, and conviction of post-office burglars, robbers, highway mail robbers, and persons mailing or causing to be mailed any bomb, infernal machine, or mechanical, chemical, or other device or composition which may ignite, or explode, \$55,000: *Provided*, That rewards may be paid in the discretion of the Postmaster General, when an offender of the classes mentioned was killed in the act of committing the crime or in resisting lawful arrest: *Provided further*, That no part of this sum shall be used to pay any rewards at rates in excess of those specified in Post Office Department Order [15142] 28673, dated [February 19, 1941] July 28, 1945: *Provided further*, That of the amount herein appropriated not to exceed \$20,000 may be expended in the discretion of the Postmaster General, for the purpose of securing information concerning violations of the postal laws and for services and information looking toward the apprehension of criminals. (Act of Apr. 24, 1945, Public Law 38.)

Estimate 1947, \$55,000      Appropriated 1946, \$55,000

13 Refunds, awards, and indemnities: Obligations—1947, \$55,000; 1946, \$55,000; 1945, \$55,000.

Total, Office of the Chief Inspector, annual appropriations:  
Estimate 1947, \$6,182,500      Appropriated 1946, \$5,067,125

**OFFICE OF THE FIRST ASSISTANT POSTMASTER GENERAL**

**Compensation to Postmasters—**

Compensation to postmasters: For compensation to postmasters, including compensation as postmaster to persons who, pending the designation of an acting postmaster, assume and properly perform the duties of postmaster in the event of a vacancy in the office of postmaster of the third or fourth class, and for allowances for rent, light, fuel, and equipment to postmasters of the fourth class, \$59,773,000 \$75,000,000. (5 U. S. C. 30n, 30n-1, 30p, 61a-61d, 73a; 31 U. S. C. 610; 39 U. S. C. 31-31c, 38-39a, 54, 54a, 55, 56-57d, 60, 60a, 61, 303; Act of July 6, 1945, Public Law 134; Act of Apr. 24, 1945, Public Law 38.)

Estimate 1947, \$75,000,000      Appropriated 1946, \$59,773,000

By objects	Obligations		
	Estimate, 1947	Estimate, 1946	Actual, 1945
<b>PERSONAL SERVICES, FIELD</b>			
Regular employment, field	Man- 41, 210 Total \$72, 615, 894	Man- 41, 588.6 Total \$72, 574, 836	Man- 42, 005.5 Total \$55, 597, 553
Additional compensation, field		1, 376, 620	7, 948, 176
Overtime pay, field			6, 711, 120
01 Personal services (net)	41, 210 72, 615, 894	41, 588.6 73, 951, 456	42, 005.5 70, 256, 849
<b>OTHER OBLIGATIONS</b>			
02 Travel	1, 500	1, 544	720
05 Rents and utility services	2, 382, 606	2, 507, 000	2, 280, 936
Total other obligations	2, 384, 106	2, 508, 544	2, 281, 656
Grand total obligations	75, 000, 000	76, 460, 000	72, 538, 505
Excess of obligations over appropriation due to—			
Increase in postal business		-1, 597, 000	
Public Law 134		-14, 790, 000	
Estimated savings, unobligated balance			416, 495
Total estimate or appropriation	75, 000, 000	59, 773, 000	72, 955, 000

OFFICE OF THE FIRST ASSISTANT POSTMASTER  
GENERAL—Continued

Compensation to Assistant Postmasters—

Compensation to assistant postmasters: For compensation to assistant postmasters at first- and second-class post offices, **\$10,071,000** \$12,011,000. (5 U. S. C. 30n, 30n-1, 30p, 61a-61d; 31 U. S. C. 610; 39 U. S. C. 86, 88, 136, 138, 139, 141, 142; Act of July 6, 1945, Public Law 134; Act of Apr. 24, 1945, Public Law 88.)

Estimate 1947, **\$12,011,000** Appropriated 1946, **\$10,071,000**

By objects	Obligations		
	Estimate, 1947	Estimate, 1946	Actual, 1945
<b>PERSONAL SERVICES, FIELD</b>	Man- Total years salary	Man- Total years salary	Man- Total years salary
Regular employment, field.....	3,607.4 \$11,859,449 143,466	3,397.9 \$11,172,857 424,000	3,414.3 \$8,979,480 1,203,739 1,024,290
Overtime pay, field.....			4,864
Additional compensation, field.....			
Night-work differential, field.....	8,085	6,220	
01 Personal services (net).....	3,607.4 12,011,000	3,397.9 11,603,077	3,414.3 11,212,373
Excess of obligations over appropriation due to—			
Public Law 134.....		-1,514,077	
Public Law 525.....		-18,000	
Estimated savings, unobligated balance.....			16,127
Total estimate or appropriation.....	12,011,000	10,071,000	11,228,500

Clerks, First- and Second-Class Post Offices—

Clerks, first- and second-class post offices: For compensation to clerks and employees at first- and second-class post offices, including auxiliary clerk hire at summer and winter post offices, printers, mechanics, skilled laborers, watchmen, messengers, mail handlers, and substitutes, **\$302,000,000** \$394,870,000. (5 U. S. C. 50n, 50n-1, 30p, 61a-61d, 368; 31 U. S. C. 610; 39 U. S. C. 83, 85, 86, 90, 93-97, 101, 103, 112, 113, 117, 118, 122, 124, 126, 136, 82S, 832, 834; Act of July 6, 1945, Public Law 134; Act of Apr. 24, 1945, Public Law 88.)

Estimate 1947, **\$394,870,000** Appropriated 1946, **\$302,000,000**

By objects	Obligations		
	Estimate, 1947	Estimate, 1946	Actual, 1945
<b>PERSONAL SERVICES, FIELD</b>	Man- Total years salary	Man- Total years salary	Man- Total years salary
Regular employment, field.....	96,942 \$252,449,080	95,207.3 \$241,630,300	90,467.3 \$190,818,235
Substitute employment, field.....	72,923.6 131,262,770 7,696,580	69,448.7 119,035,750 31,295,400	60,086.7 82,138,629 35,756,215 39,156,534 6,600,902
Overtime pay, field.....			
Additional compensation, field.....			
Night-work differential, field.....	8,576,120	8,101,658	
01 Personal services (net).....	169,865.6 399,984,550	164,656 400,063,108	150,554 354,500,515
Received by transfer from—			
"Administering the public debt (transfer to Post Office)".....	-4,346,000	-9,643,000	-11,503,650
"Collecting the internal revenue (transfer to Post Office)".....	-768,550	-738,950	-602,746
"Working fund, Post Office, Postmaster General (Office of Censorship)".....		-33,000	-209,579
"Administrative expenses, Adjusted Compensation Payment Act, 1936, Treasury Department (transfer to Post Office)".....		-50,000	-150,692
Net total obligations.....	394,870,000	389,598,158	342,033,848
Excess of obligations over appropriation due to—			
Public Law 134.....		-80,286,558	
Public Law 525.....		-200,000	
Increase in postal business.....		-7,111,600	
Estimated savings, unobligated balance.....			2,936,652
Total estimate or appropriation.....	394,870,000	302,000,000	344,970,500

Contract Station Service—

Contract station service: For contract station service, **\$2,900,000** \$3,200,000. (39 U. S. C. 161; Act of Apr. 24, 1945, Public Law 88.)

Estimate 1947, **\$3,200,000** Appropriated 1946, **\$2,900,000**

By objects	Obligations		
	Estimate, 1947	Estimate, 1946	Actual, 1945
07 Other contractual services.....	\$3,200,000	\$2,900,000	\$2,372,265
Estimated savings, unobligated balance.....			327,735
Total estimate or appropriation.....	3,200,000	2,900,000	2,700,000

Separating Mails—

Separating mails: For separating mails at [third- and] fourth-class post offices, **\$127,400** \$192,000. (39 U. S. C. 58, 82; Act of Apr. 24, 1945, Public Law 88.)

Estimate 1947, **\$192,000** Appropriated 1946, **\$127,400**

By objects	Obligations		
	Estimate, 1947	Estimate, 1946	Actual, 1945
<b>PERSONAL SERVICES, FIELD</b>			
Allowances to postmasters, field.....	\$192,000	\$175,359	\$409,864
Additional compensation, field.....			61,480
01 Personal services (net).....	192,000	175,359	471,344
Estimated savings, unobligated balance.....		252,041	20,156
Total estimate or appropriation.....	192,000	427,400	491,500

Unusual Conditions at Post Offices—

Unusual conditions: For unusual conditions at post offices, **\$500,000** \$500,000. (39 U. S. C. 58, 133; Act of Apr. 24, 1945, Public Law 88.)

Estimate 1947, **\$500,000** Appropriated 1946, **\$500,000**

By objects	Obligations		
	Estimate, 1947	Estimate, 1946	Actual, 1945
<b>PERSONAL SERVICES, FIELD</b>			
Allowances to postmasters, field.....	\$500,000	\$500,000	\$502,362
Additional compensation, field.....			75,356
01 Personal services (net).....	500,000	500,000	577,718
Estimated savings, unobligated balance.....		450,000	222,282
Total estimate or appropriation.....	500,000	500,000	800,000

Clerks, Third-Class Post Offices—

Clerks, third-class post offices: For [allowances] compensation to clerks at third-class post offices [to cover the cost of clerical services, **\$11,492,000**], **\$18,152,000**. (5 U. S. C. 30n, 30n-1, 30p, 61a-61d; 31 U. S. C. 610; 39 U. S. C. 83, 136, 834; Act of July 6, 1945, Public Law 134; Act of Apr. 24, 1945, Public Law 88.)

Estimate 1947, **\$18,152,000** Appropriated 1946, **\$11,492,000**

By objects	Obligations		
	Estimate, 1947	Estimate, 1946	Actual, 1945
<b>PERSONAL SERVICES, FIELD</b>	Man- Total years salary	Man- Total years salary	Man- Total years salary
Regular employment, field.....	10,157.9 \$12,554,488	1,282.4 \$1,539,975	12,504 \$9,983,276
Substitute employment, field.....	4,289.9 5,362,512 9,000	12,878.4 15,377,089 875	
Overtime pay, field.....			1,497,487
Additional compensation, field.....			
Night-work differential, field.....	226,000	169,000	
01 Personal services (net).....	14,447.8 18,152,000	14,160.8 17,086,939	12,504 11,480,763
Excess of obligations over appropriation due to—			
Public Law 134.....		-5,145,319	
Public Law 525.....		-225	
Increase in postal business.....		-449,395	
Estimated savings, unobligated balance.....			19,237
Total estimate or appropriation.....	18,152,000	11,492,000	11,500,000

**Miscellaneous Items, First- and Second-Class Post Offices—**

Miscellaneous items, first- and second-class post offices: For miscellaneous items necessary and incidental to the operation and protection of post offices of the first and second classes, and the business conducted in connection therewith, not provided for in other appropriations, \$3,200,000. (5 U. S. C. 30n, 30n-1, 30p, 61a-61d, 73a, 821-823a, 827, 828, 829, 833; 31 U. S. C. 610, 650a; 39 U. S. C. 64, 136, 365, 809a, 832; 47 U. S. C. 3; Act of July 6, 1945, Public Law 134; Act of Apr. 24, 1945, Public Law 38.)

Estimate 1947, \$3,200,000 Appropiated 1946, \$3,200,000

By objects	Obligations		
	Estimate, 1947	Estimate, 1946	Actual, 1945
<b>PERSONAL SERVICES, FIELD</b>	Man- Total years salary	Man- Total years salary	Man- Total years salary
Classified cleaner, field.....	479.8 \$810,550	473.0 \$790,782	446.1 \$595,504
Unclassified cleaner, field.....	3,392.7 1,135,654	3,012.6 1,013,704	2,409.6 823,542
Overtime pay, field.....	2,500	12,500	18,941
Additional compensation, field.....	2,100	2,000	257,362
Night-work differential, field.....	3,872.5 1,950,804	3,455.6 1,818,986	2,855.7 1,695,349
<b>OTHER OBLIGATIONS</b>			
02 Travel.....	291,600	449,645	1,612,897
03 Transportation of things.....	7,200	7,200	6,853
04 Communication services.....	843,069	816,569	763,646
05 Rents and utility services.....	18,050	18,050	15,884
06 Printing and binding.....	4,800	4,800	4,680
07 Other contractual services.....	64,750	64,750	54,994
08 Supplies and materials.....	19,727	20,000	17,080
Total other obligations.....	1,249,196	1,381,014	2,506,034
Grand total obligations.....	3,200,000	3,200,000	4,201,383
Estimated savings, unobligated balance.....			473,617
Total estimate or appropriation.....	3,200,000	3,200,000	4,675,000

**Village Delivery Service—**

Village delivery service: For village delivery service in towns and villages having post offices of the second or third class, and in communities adjacent to cities having city delivery, \$273,400. (5 U. S. C. 30n, 30n-1, 30p, 61a-61d; 31 U. S. C. 610; 39 U. S. C. 52, 106, 136, 153, 832, 834; Act of July 6, 1945, Public Law 134; Act of Apr. 24, 1945, Public Law 38.)

Estimate 1947, \$273,400 Appropiated 1946, \$375,000

By objects	Obligations		
	Estimate, 1947	Estimate, 1946	Actual, 1945
<b>PERSONAL SERVICES, FIELD</b>	Man- Total years salary	Man- Total years salary	Man- Total years salary
Regular employment, field.....	84.8 \$142,874	126.2 \$213,062	212.7 \$282,717
Substitute employment, field.....	90.4 113,411	117.8 140,618	155.1 160,069
Overtime pay, field.....	13,915	41,254	34,148
Additional compensation, field.....			91,054
01 Personal services (net).....	175.2 270,200	244.0 394,934	367.8 567,988
<b>OTHER OBLIGATIONS</b>			
03 Transportation of things.....	3,200	4,500	7,072
Grand total obligations.....	273,400	399,434	575,060
Excess of obligations over appropriation due to—			
Public Law 134.....		—22,284	
Public Law 525.....		—2,150	
Estimated savings, unobligated balance.....			685,940
Total estimate or appropriation.....	273,400	375,000	1,261,000

**Detroit River Postal Service—**

Detroit River service: For Detroit River postal service, \$12,990. (39 U. S. C. 802; Act of Apr. 24, 1945, Public Law 38.)

Estimate 1947, \$12,990 Appropiated 1946, \$12,990

03 Transportation of things: Obligations—1947, \$12,990; 1946, \$12,990; 1945, \$12,990.

**Carfare and Bicycle Allowance—**

Carfare and bicycle allowance: For carfare and bicycle allowance, including special-delivery carfare, cost of transporting carriers by privately owned automobiles to and from their routes, at rates not exceeding regular streetcar or bus fare, and purchase, maintenance, and exchange of bicycles, \$1,575,000. (31 U. S. C. 610; 39 U. S. C. 175; Act of July 6, 1945, Public Law 134; Act of Apr. 24, 1945, Public Law 38.)

Estimate 1947, \$1,591,000 Appropiated 1946, \$1,575,000

By objects	Obligations		
	Estimate, 1947	Estimate, 1946	Actual, 1945
02 Travel.....	\$1,581,000	\$1,565,000	\$1,512,668
09 Equipment.....	10,000	10,000	35,177
Grand total obligations.....	1,591,000	1,575,000	1,547,845
Estimated savings, unobligated balance.....			122,155
Total estimate or appropriation.....	1,591,000	1,575,000	1,670,000

**City Delivery Carriers—**

City delivery carriers: For pay of letter carriers, City Delivery Service, and United States Official Mail and Messenger Service, \$218,300,000. (5 U. S. C. 30n, 30n-1, 30p, 61a-61d; 31 U. S. C. 610; 39 U. S. C. 112, 114, 115, 117, 118, 122, 124, 127, 136, 151, 152, 828, 832, 834; Act of July 6, 1945, Public Law 134; Act of Apr. 24, 1945, Public Law 38.)

Estimate 1947, \$218,300,000 Appropiated 1946, \$172,000,000

By objects	Obligations		
	Estimate, 1947	Estimate, 1946	Actual, 1945
<b>PERSONAL SERVICES, FIELD</b>	Man- Total years salary	Man- Total years salary	Man- Total years salary
Regular employment, field.....	60,808.1 \$155,286,921	57,721.1 \$142,957,375	56,468.7 \$116,685,519
Substitute employment, field.....	27,963.2 47,963,079	26,102.1 44,568,579	20,903.8 28,967,766
Overtime pay, field.....	14,600,000	29,752,600	23,088,664
Additional compensation, field.....			21,252,838
Night-work differential, field.....	450,000	400,100	396,913
01 Personal services (net).....	88,771.3 218,300,000	83,823.2 217,678,654	77,372.5 190,391,700
Excess of obligations over appropriation due to—			
Public Law 134.....		—45,613,654	
Public Law 525.....		—65,000	
Estimated savings, unobligated balance.....			8,608,300
Total estimate or appropriation.....	218,300,000	172,000,000	199,000,000

**Special-Delivery Compensation and Fees—**

Special-delivery compensation and fees: For compensation and fees to special-delivery messengers, \$11,500,000. (5 U. S. C. 30n, 30n-1, 30p, 61a-61d; 31 U. S. C. 610; 39 U. S. C. 136, 167, 169, 169a, 170, 171, 175, 823, 832; Act of July 6, 1945, Public Law 134; Act of Apr. 24, 1945, Public Law 38.)

Estimate 1947, \$13,176,000 Appropiated 1946, \$11,500,000

By objects	Obligations		
	Estimate, 1947	Estimate, 1946	Actual, 1945
<b>PERSONAL SERVICES, FIELD</b>	Man- Total years salary	Man- Total years salary	Man- Total years salary
Regular employment, field.....	3,495.9 \$6,416,995		
Substitute employment, field.....	2,532.4 4,551,883	5,627.2 \$10,698,499	
Overtime pay, field.....	276,962		\$1,643,231
Additional compensation, field.....			
Night-work differential, field.....	211,875	201,627	
Fees, field.....	1,718,285	1,605,874	10,954,870
01 Personal services (net).....	6,028.3 13,176,000	5,627.2 12,506,000	12,598,101
Excess of obligations over appropriation due to—			
Public Law 134.....		—124,133	
Increase in postal business.....		—881,867	
Estimated savings, unobligated balance.....			3,151,899
Total estimate or appropriation.....	13,176,000	11,500,000	15,750,000

**OFFICE OF THE FIRST ASSISTANT POSTMASTER GENERAL—Continued**

**Rural Delivery Service—**

Rural Delivery Service: For pay of rural carriers, auxiliary carriers, substitutes for rural carriers on annual and sick leave, clerks in charge of rural stations, [and] tolls and ferrage, and necessary miscellaneous and incidental expenses of the Rural Delivery Service, [and for the incidental expenses thereof, \$93,598,000] \$115,000,000, of which not less than \$200,000 shall be available for extensions and new service. (5 U. S. C. 30n, 30n-1, 30p, 61a-61d; 31 U. S. C. 610; 39 U. S. C. 136, 158, 192, 197, 197a, 198, 200, 201, 203-207, 210, 212; Act of July 6, 1945, Public Law 134; Act of Apr. 24, 1945, Public Law 38.)

Estimate 1947, \$115,000,000      Appropriated 1946, \$93,598,000

By objects	Obligations		
	Estimate, 1947	Estimate, 1946	Actual, 1945
<b>PERSONAL SERVICES, FIELD</b>	Man- Total years salary	Man- Total years salary	Man- Total years salary
Regular employment, field.....	32,063.5	32,038.9	32,041.9
Substitute employment, field.....	\$3,907,701	\$0,281,659	\$66,878,877
Additional compensation, field.....	2,084.6	2,078.6	1,867.9
	4,396,100	4,311,100	3,785,778
01 Personal services (net).....	34,148.1	34,117.5	33,909.8
	88,403,801	84,592,759	80,842,338
<b>OTHER OBLIGATIONS</b>			
02 Travel:			
Equipment allowance.....	26,425,131	26,233,731	21,721,572
Additional allowance.....			4,344,772
Detours.....	34,878	34,104	28,263
07 Other contractual services.....	136,190	122,340	109,135
Total other obligations.....	26,596,199	26,390,175	26,203,742
Grand total obligations.....	115,000,000	110,982,934	107,046,080
Excess of obligations over appropriation due to—			
Public Law 134.....		-17,364,934	
Public Law 525.....		-20,000	
Estimated savings, unobligated balance.....			643,920
Total estimate or appropriation.....	115,000,000	93,598,000	107,690,000

Total, Office of the First Assistant Postmaster General, annual appropriations:

Estimate 1947, \$855,028,390      Appropriated 1946, \$669,424,390

**OFFICE OF THE SECOND ASSISTANT POSTMASTER GENERAL**

**Star Route Service—**

Star-route service: For inland transportation by star routes (excepting service in Alaska), including temporary service to newly established offices, [\$19,150,000] \$21,000,000. (31 U. S. C. 610; 39 U. S. C. 421, 422, 433, 434, 440, 441, 451, 470, 481, 483, 484, 486, 489, 493, 505, 508; Act of Apr. 24, 1945, Public Law 38.)

Estimate 1947, \$21,000,000      Appropriated 1946, \$19,150,000

By objects	Obligations		
	Estimate, 1947	Estimate, 1946	Actual, 1945
03 Transportation of things.....	\$20,863,000	\$19,915,000	\$18,197,891
08 Supplies and materials.....	25,000	14,000	13,623
09 Equipment.....	112,000	6,000	50,000
Grand total obligations.....	21,000,000	19,935,000	18,261,514
Excess of obligations over appropriation due to increase in contract rates, etc.....		-785,000	
Estimated savings, unobligated balance.....			1,328,486
Total estimate or appropriation.....	21,000,000	19,150,000	19,600,000

**Star Route and Air Mail Service, Alaska—**

Star Route and Air Mail Service, Alaska: For inland transportation by Star Route and Air Mail Service in Alaska, \$400,000. (31 U. S. C. 610; 39 U. S. C. 421, 422, 483, 488, 488a, 488b, 489; 49 U. S. C. 485, 486; Act of Apr. 24, 1945, Public Law 38.)

Estimate 1947, \$400,000      Appropriated 1946, \$400,000

By objects	Obligations		
	Estimate, 1947	Estimate, 1946	Actual, 1945
03 Transportation of things.....	\$400,000	\$372,696	\$320,186
Estimated savings, unobligated balance.....		27,304	179,814
Total estimate or appropriation.....	400,000	400,000	500,000

**Powerboat Service—**

Powerboat service: For inland transportation by steamboat or other powerboat routes, including ship, steamboat, and way letters, [\$500,000] \$1,737,000. (31 U. S. C. 610; 39 U. S. C. 208, 449, 450, 481, 483, 485, 487, 487a, 494; Act of Apr. 24, 1945, Public Law 38.)

Estimate 1947, \$1,737,000      Appropriated 1946, \$500,000

By objects	Obligations		
	Estimate, 1947	Estimate, 1946	Actual, 1945
03 Transportation of things.....	\$1,737,000	\$900,000	\$488,502
Excess of obligations over appropriation due to increase in postal business.....		-400,000	
Estimated savings, unobligated balance.....			81,198
Total estimate or appropriation.....	1,737,000	500,000	570,000

**Railroad Transportation and Mail Messenger Service—**

Railroad transportation and mail messenger service: For inland transportation by railroad routes and for mail messenger service, [\$145,000,000: Provided, That separate accounts be kept of the amount expended for mail messenger service] \$138,000,000. (5 U. S. C. 298; 31 U. S. C. 610, 611; 39 U. S. C. 481, 483, 522, 524, 525, 531, 539, 540, 541, 541a, 542, 544, 565, 575, 578, 579; 49 U. S. C. 65; Act of Apr. 24, 1945, Public Law 38.)

Estimate 1947, \$138,000,000      Appropriated 1946, \$145,000,000

By objects	Obligations		
	Estimate, 1947	Estimate, 1946	Actual, 1945
02 Travel.....	\$200	\$200	\$196
03 Transportation of things.....	137,999,800	146,577,345	144,437,350
Grand total obligations.....	138,000,000	146,577,545	144,437,546
Excess of obligations over appropriation due to increase in postal business.....		-1,577,545	
Estimated savings, unobligated balance.....			2,242,454
Total estimate or appropriation.....	138,000,000	145,000,000	146,680,000

**Railway Mail Service, Salaries—**

Railway Mail Service: For fifteen division superintendents, fifteen assistant division superintendents, two assistant superintendents at large, one hundred and twenty chief clerks, one hundred and twenty assistant chief clerks, [clerks in charge of sections in the offices of division superintendents, railway postal clerks, substitute railway postal clerks, joint employees, and mail handlers] and other employees in the Railway Mail Service, [\$74,000,000] \$86,000,000. (5 U. S. C. 30n, 30n-1, 30p, 61a-61d, 370; 39 U. S. C. 136, 602a, 608, 609, 617, 618, 618a, 619, 635, 637; Act of July 6, 1945, Public Law 134; Act of Apr. 24, 1945, Public Law 38.)

Estimate 1947, \$86,000,000      Appropriated 1946, \$74,000,000

By objects	Obligations		
	Estimate, 1947	Estimate, 1946	Actual, 1945
<b>PERSONAL SERVICES, FIELD</b>	Man- Total years salary	Man- Total years salary	Man- Total years salary
Regular employment, field.....	23,373.1	20,799.3	20,145.5
Substitute employment, field.....	\$88,693,608	\$61,815,395	\$48,933,301
	5,574	7,913.4	5,905.1
	10,664,767	15,138,333	11,071,940
Overtime pay, field.....	3,309,167	10,394,814	11,505,642
Night-work differential, field.....	3,332,458	3,332,458	2,713,897
Additional compensation, field.....			7,538,145
01 Personal services (net).....	28,947.1	28,712.7	26,050.6
	86,000,000	90,681,000	81,762,925

By objects	Obligations		
	Estimate, 1947	Estimate, 1946	Actual, 1945
Excess of obligations over appropriation due to—			
Public Law 134		-\$16,628,500	
Public Law 125		52,500	
Estimated savings, unobligated balance			\$385,075
Total estimate or appropriation	\$86,000,000	74,000,000	82,148,000

**Railway Postal Clerks, Travel Allowance—**

Railway postal clerks, travel allowance: For travel allowance to railway postal clerks and substitute railway postal clerks, **[\$4,025,000] \$5,040,000.** (31 U. S. C. 610; 39 U. S. C. 615, 633; Act of July 6, 1945, Public Law 134; Act of Apr. 24, 1945, Public Law 38.)

Estimate 1947, **\$5,040,000** Appropriated 1946, **\$4,025,000**

By objects	Obligations		
	Estimate, 1947	Estimate, 1946	Actual, 1945
02 Travel	\$5,040,000	\$5,278,000	\$4,070,757
Excess of obligations over appropriation due to Public Law 134		-1,253,000	
Estimated savings, unobligated balance			13,213
Total estimate or appropriation	5,040,000	4,025,000	4,084,000

**Railway Mail Service, Travel Expenses—**

Railway Mail Service, travel[ing] expenses: For actual and necessary travel expenses, general superintendent and assistant general superintendent, division superintendents, assistant division superintendents, assistant superintendents, chief clerks, and assistant chief clerks, Railway Mail Service, and railway postal clerks, [while actually traveling on business of the Post Office Department and away from their several designated headquarters, \$61,300] **\$58,000** (5 U. S. C. 73a, 821-823a, 827-829, 831, 833; 31 U. S. C. 610; 39 U. S. C. 601, 601a, 603, 604; Act of July 6, 1945, Public Law 134; Act of Apr. 24, 1945, Public Law 38.)

Estimate 1947, **\$58,000** Appropriated 1946, **\$61,300**

By objects	Obligations		
	Estimate, 1947	Estimate, 1946	Actual, 1945
02 Travel	\$58,000	\$60,800	\$53,515
03 Transportation of things			55
Grand total obligations	58,000	60,800	53,570
Estimated savings, unobligated balance		500	10,430
Total estimate or appropriation	58,000	61,300	64,000

**Railway Mail Service, Miscellaneous Expenses—**

Railway Mail Service, miscellaneous expenses: For [rent, light, heat, fuel, telegraph,] all necessary miscellaneous [and office] expenses, telephone service, badges for railway postal clerks, rental of space for terminal railway post offices for the distribution of mails when the furnishing of space for such distribution cannot, under the Postal Laws and Regulations, properly be required of railroad companies without additional compensation, and for equipment and miscellaneous items necessary to terminal railway post offices, **\$420,600** of the Railway Mail Service not provided for in other appropriations, **\$430,000.** (31 U. S. C. 610, 680a; 39 U. S. C. 577; 47 U. S. C. 3; Act of Apr. 24, 1945, Public Law 38.)

Estimate 1947, **\$430,000** Appropriated 1946, **\$420,600**

By objects	Obligations		
	Estimate, 1947	Estimate, 1946	Actual, 1945
04 Communication services	\$60,500	\$60,500	\$55,198
05 Rents and utility services	365,692	356,361	334,280
07 Other contractual services	3,808	3,739	3,668
Grand total obligations	430,000	420,600	393,146
Estimated savings, unobligated balance			6,854
Total estimate or appropriation	430,000	420,600	400,000

**Electric-Car Service—**

Electric-car service: For electric-car service, **[\$235,000] \$238,000.** (31 U. S. C. 610; 39 U. S. C. 481, 483, 541a, 570; Act of Apr. 24, 1945, Public Law 38.)

Estimate 1947, **\$238,000** Appropriated 1946, **\$235,000**

By objects	Obligations		
	Estimate, 1947	Estimate, 1946	Actual, 1945
03 Transportation of things	\$238,000	\$246,429	\$245,158
Excess of obligations over appropriation due to increase in postal business		-11,429	
Estimated savings, unobligated balance			4,842
Total estimate or appropriation	238,000	235,000	250,000

**Foreign Mail Transportation—**

Foreign mail transportation: For transportation of foreign mails, except by aircraft, **[\$400,000] \$5,000,000.**

[Foreign mail transportation: Not to exceed \$7,500 of the appropriation "Foreign mail transportation", fiscal year 1946, is hereby made available for expenses of delegates designated from the Post Office Department by the Postmaster General to the Fifth Congress of the Postal Union of the Americas and Spain, to be expended in the discretion of the Postmaster General and accounted for on his certificate notwithstanding the provisions of any other law.] (5 U. S. C. 372; 31 U. S. C. 610; 39 U. S. C. 640, 651, 652, 654, 667, 668, 672, 673; Act of July 5, 1945, Public Law 132; Act of Apr. 24, 1945, Public Law 38.)

Estimate 1947, **\$5,000,000** Appropriated 1946, **\$400,000**

By objects	Obligations					
	Estimate, 1947		Estimate, 1946		Actual, 1945	
	Man-years	Total salary	Man-years	Total salary	Man-years	Total salary
<b>PERSONAL SERVICES, FIELD</b>						
Postal agent, Habana, Cuba, field	1	\$4,500	1	\$4,438	0.9	\$3,832
Substitute employment, field					0.4	859
Overtime pay, field						139
Additional compensation, field						384
01 Personal services (net)	1	4,500	1	4,438	1.3	5,214
<b>OTHER OBLIGATIONS</b>						
02 Travel		800		8,300		1,733
03 Transportation of things		4,993,900		3,003,616		356,782
04 Communication services		800		800		708
Total other obligations		4,995,500		3,012,716		359,223
Grand total obligations		5,000,000		3,017,154		364,437
Excess of obligations over appropriation due to termination of agreement with War Shipping Administration				-2,617,154		
Estimated savings, unobligated balance						210,563
Total estimate or appropriation		5,000,000		400,000		575,000

**Balances Due Foreign Countries—**

Balances due foreign countries: The unexpended [balance] balances of the [appropriation "Balances due foreign countries, 1943" in the Treasury and Post Office Departments Appropriation Act, 1943, is] appropriations, "Balances due foreign countries," for the fiscal years 1944, 1945, and 1946 are hereby made available for the fiscal year [1946] 1947 and prior years. (5 U. S. C. 372; 31 U. S. C. 610; 49 U. S. C. 485b; Act of Apr. 24, 1945, Public Law 38.)

By objects	Obligations		
	Estimate, 1947	Estimate, 1946	Actual, 1945
03 Transportation of things	\$1,767,412	\$1,500,000	\$1,403,000
Prior year balance available in 1945			-1,106,021
1945 balance available in 1946		-2,013,012	+2,013,012
1946 balance available in 1947	-1,767,412	+1,767,412	
Reappropriation of 1943 balance for 1946		-1,254,400	
Total estimate or appropriation			2,250,000

**Indemnities, International Mail—**

Indemnities, international mail: For payment of limited indemnity for the injury or loss of international mail in accordance







By objects	Obligations		
	Estimate, 1947	Estimate, 1946	Actual, 1945
13 Refunds, awards, and indemnities.....	\$1,595,000	\$1,190,000	\$772,958
Estimated savings, unobligated balance.....			1,042
Total estimate or appropriation.....	1,595,000	1,190,000	774,000

Total, Office of the Third Assistant Postmaster General, annual appropriations:

Estimate 1947, **\$11,361,000**      Appropriated 1946, **\$9,688,000**

**OFFICE OF THE FOURTH ASSISTANT POSTMASTER GENERAL**

**Post Office Stationery, Equipment, and Supplies—**

Post office stationery, equipment, and supplies: For [stationery] the purchase, manufacture, repair, and installation of all necessary miscellaneous equipment and supplies for the Postal Service, including the money-order and registry system; and also for the purchase of supplies for the Postal Savings System, including rubber stamps, canceling devices, certificates, envelopes, and stamps for use in evidencing deposits, and penalty envelopes; and for the reimbursement of the Secretary of the Treasury for expenses incident to the preparation, issue, and registration of the bonds authorized by the Act of June 25, 1910 (39 U. S. C. 760); for miscellaneous equipment and supplies, including the purchase and repair of furniture, package boxes, posts, trucks, baskets, satchels, straps, letter-box paint, baling machines, perforating machines, stamp vending and postage meter devices, duplicating machines, printing presses, directories, cleaning supplies, and the manufacture, repair, and exchange of equipment, the erection and painting of letter-box equipment, and for the purchase and repair of presses and dies for use in the manufacture of letter boxes; for postmarking, rating, money-order stamps, and electrolyte plates and repairs to same; metal, rubber, and combination type, dates and figures, type holders, ink pads for canceling and stamping purposes, and for the purchase of time recorders, letter balances, scales (exclusive of dormant or built-in platform scales in Federal buildings), test weights, and miscellaneous articles purchased and furnished directly to the Postal Service, including complete equipment and furniture for post offices in leased and rented quarters; for the purchase (including exchange), repair, and replacement of arms and miscellaneous items necessary for the protection of the mails; for miscellaneous expenses in the preparation and publication of post-route maps and rural-delivery maps or blueprints, including tracing for photolithographic reproduction; for other expenditures necessary and incidental to post offices of the first, second, and third classes, and offices of the fourth class having or to have rural-delivery service, and for letter boxes, not provided for in other appropriations; for incidental expenses of the Postal Service not provided for in other appropriations; accident prevention; for the purchase of atlases and geographical and technical works not to exceed \$1,500; for wrapping twine and tying devices; for expenses incident to the shipment of supplies, including hardware, boxing, packing, and not exceeding \$63,800 \$112,250 for [the pay of employees in connection therewith in the District of Columbia] personal services, and not to exceed \$42,200 for salaries of thirteen traveling mechanics; for rental, purchase, exchange, and repair of canceling machines and motors, mechanical mail-handling apparatus, [accident prevention,] and other labor-saving devices; [including not to exceed \$35,000 for salaries of thirteen traveling mechanics,] and for travel [ing] expenses; [\$4,900,000] \$6,384,000 of which amount \$1,000,000 shall be available exclusively for the purchase of omnidenominational postage meters, stamp vending machines, coin-operated postage meters, and other modern mechanical postal devices: Provided, That the Postmaster General may authorize the sale to the public of post-route maps and rural-delivery maps or blueprints at the cost of printing and 10 per centum thereof added.

[Post office stationery, equipment, and supplies: For an additional amount, fiscal year 1946, for "Post office stationery, equipment, and supplies", including the objects specified under this head in the Post Office Department Appropriation Act, 1946, \$3,600: Provided, That the limitation on the amount available for the pay of employees in the District of Columbia in connection with the shipment of supplies is increased from "\$63,800" to "\$67,400".] (5 U. S. C. 30n, 30n-1, 30p, 61a-61d, 73a, 370, 374, 821-823a, 827-829, 833; 31 U. S. C. 530, 610, 678, 686; 39 U. S. C. 801, 802, 809; Act of July 6, 1945, Public Law 134; Act of Apr. 24, 1945, Public Law 38; Act of Dec. 28, 1945, Public Law 269.)

Estimate 1947, **\$6,384,000**      Appropriated 1946, **\$4,903,600**

By objects	Obligations					
	Estimate, 1947		Estimate, 1946		Actual, 1945	
	Man- years	Total salary	Man- years	Total salary	Man- years	Total salary
<b>PERSONAL SERVICES, FIELD</b>						
Regular employment, field.....	68.5	\$154,450	61.1	\$134,770	47	\$88,413
Overtime pay, field.....				3,800		14,305
Additional compensation, field.....						14,012
01 Personal services (net).....	68.5	154,450	61.1	138,570	47	116,730
<b>OTHER OBLIGATIONS</b>						
02 Travel.....		27,000		27,000		22,470
05 Rents and utility services.....		100,000		100,000		95,194
07 Other contractual services.....		339,550		305,200		271,362
08 Supplies and materials.....		2,500,000		2,445,000		2,298,123
09 Equipment.....		3,263,000		2,228,000		2,012,655
Total other obligations.....		6,229,550		5,105,200		4,699,804
Grand total obligations.....		6,384,000		5,243,770		4,816,534
Excess of obligations over appropriation due to—						
Public Law 134.....				-22,100		
Public Law 525.....				-120		
Increase in postal supply requirements.....				-317,950		
Estimated savings, unobligated balance.....						23,966
Total estimate or appropriation.....		6,384,000		4,903,600		4,840,500

**Equipment Shops, Washington, D. C.—**

Equipment shops, Washington, District of Columbia: For the purchase, manufacture, and repair of mail bags and [other mail containers and attachments, mail locks, keys, chains, tools, machinery, and material necessary for same, and for incidental expenses pertaining thereto; material, machinery, and tools necessary for the manufacture and repair of such] other equipment for the Postal Service [as may be deemed expedient] not provided for in other appropriations; accident prevention; for [the] all necessary and miscellaneous expenses [of maintenance and repair of the mail bag equipment shops building and equipment, including fuel, light, power, and miscellaneous supplies and services; maintenance of grounds; for compensation to labor employed in the equipment shops and in] incident to the operation, care, maintenance, and protection of the mail equipment shops building, grounds, and equipment, [\$2,480,000] \$2,664,000; of which not to exceed [\$750,393] \$869,500 may be expended for personal services in the District of Columbia: Provided, That out of this appropriation the Postmaster General is authorized to use as much of the sum, not exceeding \$15,000, as may be deemed necessary for the purchase of material and the manufacture in the equipment shops of such small quantities of distinctive equipments as may be required by other executive departments; and for service in Alaska, Puerto Rico, Philippine Islands, Hawaii, or other island possessions. (5 U. S. C. 30n, 30n-1, 30p, 61a-61d, 370, 374, 673c; 31 U. S. C. 610, 686; 39 U. S. C. 136, 809; Act of July 6, 1945, Public Law 134; Act of Apr. 24, 1945, Public Law 38.)

Estimate 1947, **\$2,664,000**      Appropriated 1946, **\$2,480,000**

By objects	Obligations					
	Estimate, 1947		Estimate, 1946		Actual, 1945	
	Man- years	Total salary	Man- years	Total salary	Man- years	Total salary
<b>PERSONAL SERVICES, FIELD</b>						
Regular employment, field.....	447	\$869,044	439.7	\$821,824	390.3	\$603,405
Overtime pay, field.....				15,766		105,405
Night-work differential, field.....		456		410		103,235
Additional compensation, field.....						
01 Personal services (net).....	447	869,500	439.7	838,000	390.3	812,045
<b>OTHER OBLIGATIONS</b>						
05 Rents and utility services.....		3,500		3,500		3,537
08 Supplies and materials.....		1,786,000		1,633,500		2,163,572
09 Equipment.....		5,000		5,000		40,602
Total other obligations.....		1,794,500		1,642,000		2,207,711
Grand total obligations.....		2,664,000		2,480,000		3,019,756
Estimated savings, unobligated balance.....						25,244
Total estimate or appropriation.....		2,664,000		2,480,000		3,045,000

**Rent, Light, Power, Fuel, and Water—**

Rent, light, power, fuel, and water: For rent, light, power, fuel, and water, for first-, second-, and third-class post offices, and the

**OFFICE OF THE FOURTH ASSISTANT POSTMASTER  
GENERAL—Continued**

**Rent, Light, Power, Fuel, and Water—Continued**

cost of advertising for lease proposals for such offices, **[\$11,700,000]** \$12,825,000. (31 U. S. C. 610; 39 U. S. C. 11-14; Act of July 6, 1945, Public Law 134; Act of Apr. 24, 1945, Public Law 38.)

Estimate 1947, **\$12,825,000**      Appropriated 1946, **\$11,700,000**

By objects	Obligations		
	Estimate, 1947	Estimate, 1946	Actual, 1945
02 Travel	\$100	\$100	\$80
05 Rents and utility services	12,824,900	12,195,900	11,146,177
Grand total obligations	12,825,000	12,196,000	11,146,257
Excess of obligations over appropriation due to increase in postal business		-496,000	
Estimated savings, unobligated balance			113,743
Total estimate or appropriation	12,825,000	11,700,000	11,260,000

**Pneumatic-Tube Service, New York City and Boston—**

Pneumatic-tube service, New York City and Boston: For rental of not exceeding twenty-eight miles of pneumatic tubes, hire of labor, communication service, electric power, and other expenses for transmission of mail in the city of New York including the Borough of Brooklyn, **[\$537,000]**; and for rental of not exceeding two miles of pneumatic tubes, not including labor and power in operating the same, for the transmission of mail in the city of Boston, Massachusetts, \$608,700: *Provided*, That the [provisions of the] Acts of April 21, 1902, May 27, 1908, and June 19, 1922 (39 U. S. C. 423), relating to contracts for the transmission of mail by pneumatic tubes or other similar devices shall not be applicable [hereto] to the city of New York and the provisions not inconsistent herewith of the Acts of April 21, 1902, and May 27, 1908 (39 U. S. C. 423), shall be applicable to the city of Boston. (5 U. S. C. 30n, 30n-1, 30p, 61a-61d, 370; 31 U. S. C. 610; 39 U. S. C. 136, 423; Act of July 6, 1945, Public Law 134; Act of Apr. 24, 1945, Public Law 38.)

Estimate 1947, **\$608,700**      Appropriated 1946, **\$537,000**

\* Includes \$24,000 transferred from "Pneumatic-tube service, Boston." For comparative purposes the amounts appropriated for 1945 and 1946 are shown in the schedule as transfers.

By objects	Obligations		
	Estimate, 1947	Estimate, 1946	Actual, 1945
<b>PERSONAL SERVICES, FIELD</b>			
	Man- Total years salary	Man- Total years salary	Man- Total years salary
Regular employment, field	122.2 \$255,033	121.9 \$257,239	119.5 \$206,209
Substitute employment, field	11.6 18,514	9.2 14,689	2.4 2,883
Overtime pay, field		6,954	12,465
Additional compensation, field			36,927
Night-work differential, field	13,630	13,695	7,798
01 Personal services (net)	133.8 287,177	131.1 292,577	121.9 266,282
<b>OTHER OBLIGATIONS</b>			
03 Transportation of things	277,023	277,023	277,023
04 Communication services	4,500	4,500	4,088
05 Rents and utility services	40,000	40,000	38,331
Total other obligations	321,523	321,523	319,442
Grand total obligations	608,700	614,100	585,724
Received by transfer from "Pneumatic-tube service, Boston"		-24,000	-24,000
Net total obligations	608,700	590,100	561,724
Excess of obligations over appropriation due to—			
Public Law 134		-52,868	
Public Law 525		-232	
Estimated savings, unobligated balance			11,176
Total estimate or appropriation	608,700	537,000	572,900

**Pneumatic-Tube Service, Boston—**

[Pneumatic-tube service, Boston: For the rental of not exceeding two miles of pneumatic tubes, not including labor and power in operating the same, for the transmission of mail in the city of Boston, Massachusetts, \$24,000: *Provided*, That the provisions not inconsistent herewith of the Acts of April 21, 1902 (39 U. S. C. 423), and May 27, 1908 (39 U. S. C. 423), relating to the transmission of

mail by pneumatic tubes or other similar devices shall be applicable hereto.] (39 U. S. C. 423; Act of Apr. 24, 1945, Public Law 38.)

Appropriated 1946, **\$24,000**

NOTE.—The appropriation under the above title has been transferred to and estimated for under "Pneumatic-tube service, New York City and Boston." For comparative purposes the amounts appropriated for 1945 and 1946 are shown in the schedule as transfers.

Transferred to "Pneumatic-tube service, New York City and Boston": 1946, \$24,000; 1945, \$24,000.

**Vehicle Service—**

Vehicle service: For [vehicle service: the hire of vehicles; the rental of garage facilities:] the hire, purchase, maintenance, [and] repair, and operation of [motor] vehicles for use in the collection, transportation, delivery, and supervision of the mail, including the repair of vehicles owned by, or under the control of, units of the National Guard and departments and agencies of the Federal Government where repairs are made necessary because of utilization of such vehicles in the Postal Service; the rental of garage facilities; accident prevention; [the hire of supervisors, clerical assistance, mechanics, drivers, garagemen, and such other employees as may be necessary in providing vehicles and vehicle service for use in the collection, transportation, delivery, and supervision of the mail, and United States official mail and messenger service, \$21,848,400] and including compensation to employees in the Motor Vehicle Service, \$36,950,000 of which \$6,820,000 shall be available immediately and exclusively for the purchase of trucks: *Provided*, That the Postmaster General may, in his disbursement of this appropriation, apply a part thereof to the leasing of quarters for the housing of Government-owned motor vehicles at a reasonable annual rental for a term not exceeding ten years: *Provided further*, That the Postmaster General may purchase and maintain from this appropriation such tractors and trailer trucks as may be required in the operation of the vehicle service: *Provided further*, That no part of this appropriation shall be expended for maintenance or repair of motor-propelled passenger-carrying vehicles for use in connection with the administrative work of the Post Office Department in the District of Columbia. (5 U. S. C. 30n, 30n-1, 30p, 61a-61d, 78, 370; 31 U. S. C. 610; 39 U. S. C. 52, 136, 167, 171, 481, 483, 493, 502-504, 802, 829; Act of July 6, 1945, Public Law 134; Act of Apr. 24, 1945, Public Law 38.)

Estimate 1947, **\$36,950,000**      Appropriated 1946, **\$21,848,400**

By objects	Obligations		
	Estimate, 1947	Estimate, 1946	Actual, 1945
<b>PERSONAL SERVICES, FIELD</b>	Man- Total years salary	Man- Total years salary	Man- Total years salary
Regular employment, field	4,050.2 \$9,949,564	3,786.8 \$9,255,566	3,514.7 \$7,305,494
Substitute employment, field	752.5 1,279,180	1,260.1 2,142,371	1,236.3 1,626,534
Overtime pay, field		2,322,559	1,376,337
Additional compensation, field			1,292,911
Night-work differential, field	415,604	415,604	256,583
01 Personal services (net)	4,802.7 13,341,000	5,046.9 14,136,100	4,751 11,857,859
<b>OTHER OBLIGATIONS</b>			
02 Travel	10,000	10,000	5,519
03 Transportation of things	11,812,000	12,021,900	5,404,659
04 Communication services	22,000	22,000	22,322
05 Rents and utility services	1,130,000	1,130,000	1,126,479
07 Other contractual services	85,000	85,000	85,136
08 Supplies and materials	3,670,000	3,670,000	3,169,475
09 Equipment	6,880,000	603,000	46,743
Total other obligations	23,609,000	17,541,900	9,860,333
Grand total obligations	36,950,000	31,678,000	21,718,192
Excess of obligations over appropriation due to—			
Public Law 134		-9,088,559	
Public Law 525		-9,018	
Replacement of automotive equipment		-78,000	
Increase in postal business		-654,023	
Estimated savings, unobligated balance			131,808
Total estimate or appropriation	36,950,000	21,848,400	21,850,000

**Transportation of Equipment and Supplies—**

Transportation of equipment and supplies: For the transportation and delivery of equipment, materials, and supplies for the Post Office Department and Postal Service by freight, express, or motor transportation, and other incidental expenses, **[\$320,000]** \$745,500. (39 U. S. C. 573; Act of Apr. 24, 1945, Public Law 38.)

Estimate 1947, **\$745,500**      Appropriated 1946, **\$320,000**

By objects	Obligations		
	Estimate, 1947	Estimate, 1946	Actual, 1945
03 Transportation of things.....	\$745,500	\$362,000	\$291,748
Excess of obligations over appropriation due to increase in postal business.....		-42,000	
Estimated savings, unobligated balance.....			8,252
Total estimate or appropriation.....	745,500	320,000	300,000

PUBLIC BUILDINGS, MAINTENANCE AND OPERATION

Operating Force for Public Buildings, Post Office Department—

Operating force: For [personal services in connection with the operation of public buildings, including the Washington Post Office and the Customhouse Building in the District of Columbia, operated by the Post Office Department, together with the grounds thereof and the equipment and furnishings therein, including telephone operators for the operation of telephone switchboards or equivalent telephone switchboard equipment in such buildings jointly serving in each case two or more governmental activities, \$27,164,000: *Provided*, That in no case shall the rates of compensation for the mechanical labor force be in excess of the rates current at the time and in the place where such services are employed.] *compensation to employees in the Custodial Service, \$37,620,000.* (5 U. S. C. 30n, 30n-1, 50p, 61a-61d, 124-132, 370; 39 U. S. C. 136; Act of July 6, 1945, Public Law 134; Act of Apr. 24, 1945, Public Law 38.)

Estimate 1947, \$37,620,000      Appropriated 1946, \$27,164,000

By objects	Obligations					
	Estimate, 1947		Estimate, 1946		Actual, 1945	
<b>PERSONAL SERVICES, FIELD</b>	Man- years	Total salary	Man- years	Total salary	Man- years	Total salary
Regular employment, field.....	19,078	\$34,806,875	18,704.1	\$33,198,262	17,616.8	\$24,876,760
Temporary employment, field.....		725.8		725.8		755.2
Additional compensation, field.....		900,000		900,000		808,783
Overtime pay, field.....		1,031,325		1,350,000		842,158
Night-work differential, field.....		804,000		804,000		459,852
Additional pay for foreign service, field.....		77,800		77,800		62,425
01 Personal services (net).....	19,803.8	\$37,620,000	19,429.9	\$36,330,062	18,372	\$32,013,593
Reimbursements for services performed.....						-13,927
Net total obligations.....		37,620,000		36,330,062		31,999,666
Excess of obligations over appropriation due to—						
Public Law 134.....				-7,718,844		
Public Law 325.....				-103,000		
Increase in postal business.....				-1,344,218		
Estimated savings, unobligated balance.....						334
Total estimate or appropriation.....		37,620,000		27,164,000		32,000,000

Operating Supplies for Public Buildings, Post Office Department—

Operating supplies, public buildings: For [fuel, steam, gas, and electric current for lighting, heating, and power purposes, water, ice, lighting supplies, removal of ashes and rubbish, snow and ice, cutting grass and weeds, washing towels, telephone service for custodial forces, and for] *all necessary miscellaneous articles, services and supplies, accident prevention, [vacuum cleaners, tools and appliances and repairs thereto,] including transportation thereof, required for the operation of completed and occupied public buildings and grounds, including mechanical and electrical equipment, but not the repair thereof,] operated by the Post Office Department, [including the Washington Post Office and the Customhouse Building in the District of Columbia, and for the transportation of articles and supplies authorized herein, \$6,500,000] \$6,797,500: *Provided*, That the foregoing appropriation shall not be available for personal services except for work done by contract, or for temporary job labor under exigency not exceeding at one time the sum of [\$100] \$250 at any one building: *Provided further*, That the Postmaster General is authorized to contract for telephone service in public buildings under his administration by means of telephone switchboards or equivalent telephone switching equipment jointly serving in each case two or more governmental activities, where he determines that joint service is economical and in the interest of the Government, and to secure reimbursement for the cost of such joint service from available appropriations for telephone expenses of the bureaus and offices receiving the same. (5 U. S. C. 73a, 124-132; 31 U. S. C. 610; Act of Apr. 24, 1945, Public Law 38.)*

Estimate 1947, \$6,797,500      Appropriated 1946, \$6,500,000

By objects	Obligations		
	Estimate, 1947	Estimate, 1946	Actual, 1945
02 Travel.....	\$1,200	\$1,700	\$1,200
03 Transportation of things.....	607,800	595,675	590,500
04 Communication services.....	1,084,000	1,084,000	1,084,000
05 Rents and utility services.....	4,286,200	4,183,200	4,285,340
07 Other contractual services.....	321,835	300,700	315,335
08 Supplies and materials.....	1,402,425	1,411,225	1,379,200
09 Equipment.....	154,040	13,500	9,000
Grand total obligations.....	7,857,500	7,560,000	7,694,575
Reimbursements for services performed.....	-1,060,000	-1,060,000	-1,060,000
Net total obligations.....	6,797,500	6,500,000	6,604,575
Estimated savings, unobligated balance.....			41,425
Total estimate or appropriation.....	6,797,500	6,500,000	6,649,000

Furniture, Carpets, and Safes for Public Buildings, Post Office Department—

Furniture, carpets, and safes, public buildings: For the procurement, including transportation, of furniture, carpets, safes, safe and vault protective devices, and repairs of same, for use in public buildings which are now, or may hereafter be, operated by the Post Office Department, [\$550,000] \$818,800: *Provided*, That excepting expenditures for labor for or incidental to the moving of equipment from or into public buildings, the foregoing appropriation shall not be used for personal services except for work done under contract or for temporary job labor under exigency and not exceeding at one time the sum of \$100 at any one building: *Provided further*, That all furniture now owned by the United States in other public buildings or in buildings rented by the United States shall be used, so far as practicable, whether or not it corresponds with the present regulation plan of furniture. (5 U. S. C. 73a, 124-132; 31 U. S. C. 610; Act of Apr. 24, 1945, Public Law 38.)

Estimate 1947, \$818,800      Appropriated 1946, \$550,000

By objects	Obligations		
	Estimate, 1947	Estimate, 1946	Actual, 1945
02 Travel.....	\$1,100	\$1,040	\$1,100
03 Transportation of things.....	60,700	43,200	39,400
05 Rents and utility services.....		50	
07 Other contractual services.....	11,950	10,810	11,950
08 Supplies and materials.....	30,050	32,900	30,050
09 Equipment.....	715,000	462,000	632,500
Grand total obligations.....	\$18,800	550,000	715,000
Reimbursements for services performed.....			-21,377
Net total obligations.....	\$18,800	550,000	693,623
Estimated savings, unobligated balance.....			6,377
Total estimate or appropriation.....	\$18,800	550,000	700,000

Total, Office of the Fourth Assistant Postmaster General, annual appropriations:

Estimate 1947, \$105,413,500      Appropriated 1946, \$76,027,000

[Scientific investigations: In the disbursement of appropriations contained in this title for the field service of the Post Office Department the Postmaster General may transfer to the Bureau of Standards not to exceed \$20,000 for scientific investigations in connection with the purchase of materials, equipment, and supplies necessary in the maintenance and operation of the Postal Service.]

Total, field service, Post Office Department:

Estimate 1947, \$1,291,078,390      Appropriated 1946, \$1,952,755,415

Deficiency in postal revenues: If the revenues of the Post Office Department shall be insufficient to meet the appropriations made under title II of this Act, a sum equal to such deficiency in the revenues of such Department is hereby appropriated, to be paid out of any money in the Treasury not otherwise appropriated, to supply such deficiency in the revenues of the Post Office Department for the fiscal year ending June 30, [1946] 1947, and the sum needed may be advanced to the Post Office Department upon requisition of the Postmaster General.

**Claims, Judgments, and Private Relief Acts—**

13 Refunds, awards, and indemnities: Obligations—1945, \$660,026 68.

Total, Post Office Department:

Estimate 1947, **\$1,298,239.190** Appropriated 1946, **\$1,058,570.005**

SEC. 301. No part of any appropriation contained in this Act shall be used to pay the salary or wages of any person who advocates, or who is a member of an organization that advocates, the overthrow of the Government of the United States by force or violence:

*Provided*, That for the purposes hereof an affidavit shall be considered prima facie evidence that the person making the affidavit does not advocate, and is not a member of an organization that advocates, the overthrow of the Government of the United States by force or violence: *Provided further*, That any person who advocates, or who is a member of an organization that advocates, the overthrow of the Government of the United States by force or violence and accepts employment, the salary or wages for which are paid from any appropriation contained in this Act, shall be guilty of a felony and, upon conviction, shall be fined not more than \$1,000 or imprisoned for not more than one year, or both: *Provided further*, That the above penalty clause shall be in addition to, and not in substitution for, any other provisions of existing law.

## DEPARTMENT OF STATE

*Summary of estimates of appropriation for the fiscal year 1947, compared with appropriations for the fiscal year 1946*

[The 1947 Budget estimates make specific provision for additional costs made necessary by pay legislation enacted near the close of the fiscal year 1945. The 1946 appropriations did not make specific provision for any such costs and thus the appropriations shown below are not comparable with the 1947 estimates to whatever extent deficiency appropriations may be necessary to meet these added costs]

Bureau or subdivision	1947 Budget estimates	1946 appropriations	Increase (+) or decrease (-), 1947 estimates over 1946 appropriations
<b>GENERAL AND SPECIAL ACCOUNTS</b>			
<b>Annual appropriations:</b>			
Office of the Secretary of State.....	\$13,823,400	\$11,512,200	+\$2,311,200
Foreign Service.....	1 53,177,300	1 61,438,800	-8,261,500
International obligations.....	2 24,704,400	4 17,188,314	+7,516,086
<b>Total, annual appropriations.....</b>	<b>91,705,100</b>	<b>90,139,314</b>	<b>+1,565,786</b>
<b>TRUST ACCOUNTS</b>			
Miscellaneous trust accounts.....	\$6,655,000	\$6,645,000	+10,000
Foreign service retirement and disability fund.....	3 1,522,800	4 1,522,800	-----
<b>Total, trust accounts.....</b>	<b>8,177,800</b>	<b>8,167,800</b>	<b>+10,000</b>

1 In addition, unobligated balances of prior year appropriations estimated at \$665,868 continued available in 1947.

2 In addition, unobligated balances of prior year appropriations estimated at \$890,151 continued available in 1946.

3 In addition, unobligated balances of prior year appropriations estimated at \$1,196,103 continued available in 1947.

4 In addition, unobligated balances of prior year appropriations estimated at \$2,137,999 continued available in 1946.

5 Includes transfer from general account above of \$922,800.

### EXPLANATORY STATEMENT

#### GENERAL STATEMENT

The Department of State is the principal agency of Government responsible under the President for determining our foreign policy and conducting our foreign relations. While the more vital decisions on foreign policy are made by the President, negotiations with foreign countries, including specific measures for the protection of American interests, the promotion of friendly relations between the United States and other countries, and the conduct of the voluminous correspondence with our diplomatic missions abroad and with accredited representatives of foreign powers in this country are administered by the Department of State. Continued expansion and improvement of the Department is necessary to permit the participation of this country in measures designed to insure a peaceful world.

Numerous international activities of the Office of War Information, the Office of Inter-American Affairs, the Foreign Economic Administration, the Office of Strategic Services, and the Army-Navy Liquidation Commissioner were transferred by Executive order to the Department following the cessation of hostilities, and will be modified and programmed on a peacetime level. Time has not permitted the preparation of 1947 estimates for the performance of these functions. Furthermore, estimates for certain regular activities of the Department which are closely allied with the transferred functions have been deferred. An amendment to this Budget, to be submitted later in this fiscal year, will present the requirements, on

an integrated basis, for those activities for which estimates have been deferred.

#### OFFICE OF THE SECRETARY

An appropriation of \$13,823,400 will be required for the geographic offices (American Republic Affairs, European Affairs, Far Eastern Affairs, Near Eastern and African Affairs), and the following functional offices: Transport and Communications Policy, International Trade Policy, Financial and Development Policy, Special Political Affairs, Public Affairs, Departmental Administration, Budget and Finance, Foreign Service, and Controls. Moderate expansion is planned in the Office of Special Political Affairs, which handles the bulk of the planning and operations in connection with international organizations, and in the functional offices concerned with administrative and economic affairs.

#### FOREIGN SERVICE

The Foreign Service of the United States is the instrument by which the Secretary of State maintains permanent representation abroad in the discharge of his responsibility to the President for the conduct of the foreign relations of this country. Since VE- and VJ-day the demands upon the Foreign Service have become greater than ever before. The regular political, economic, and consular functions of the Service have increased in size and complexity. Consular services have expanded, particularly

in the liberated areas of Europe and the Far East, where thousands of American citizens require passports, protection, and repatriation, and tens of thousands of aliens have applied for visas. With the return of peace the Service is resuming to the full the promotion and protection of American commerce and trade abroad. Twelve offices have been reopened in the Far East and 16 in Europe; others will be reopened in the near future to make a total of at least 313 Foreign Service establishments in operation by July 1, 1946. In addition, the increasing scope of international cooperation demands the development of many new foreign relations activities which cannot be completely foreseen in advance.

Of the \$53,177,300 requested under this head, \$9,500,000 is for emergency use, principally for the relief and repatriation of American nationals stranded abroad. The remaining \$43,677,300 is for salaries, allowances, and other operating expenses of the Foreign Service.

INTERNATIONAL OBLIGATIONS

International obligations, including contributions to international commissions, congresses, and bureaus will

require \$24,704,400. The principal increase is due to the inclusion of \$10,800,000 for the work of the International Boundary and Water Commission, United States and Mexico, along the Rio Grande and west along the Mexican border to the west coast. Regular activities of the Commission will be necessarily increased due to the need for surveys, investigations, and deferred maintenance on already constructed projects. The sum of \$9,790,000 is included for construction activities, the principal item of which is one of the three dams on the Rio Grande proposed in the treaty with Mexico proclaimed by the President November 27, 1945.

The amount of \$6,100,000 is included to carry on an intensified program of cooperation with the other American republics. This program is based on the reciprocal and cooperative purposes enunciated in the treaties, resolutions, declarations, and recommendations previously signed by all the American republics. The projects under this program afford a practical means of carrying out the objective of strengthening the bond of inter-American solidarity.

ESTIMATES OF APPROPRIATION

OFFICE OF THE SECRETARY OF STATE

Salaries, Department of State—

Salaries: For Secretary of State; Under Secretary of State, [\$10,000] \$12,000; [members of the Visa Board of Appeals (not to exceed \$10,000 each)] Assistant Secretaries of State, \$10,000 each; and other personal services in the District of Columbia; [including not to exceed \$6,500 for employees engaged on piece work at rates to be fixed by the Secretary of State; \$9,900,000] \$12,400,000. (5 U. S. C. 661-673; Act of May 21, 1945, Public Law 61; Act of Dec. 28, 1945, Public Law 269.)

Estimate 1947, \$12,400,000 Appropriated 1946, \$10,165,000

\* Includes \$265,000 appropriated in the First Deficiency Appropriation Act, 1946.

By objects	Obligations					
	Estimate, 1947		Estimate, 1946		Actual, 1945	
<b>PERSONAL SERVICES, DEPARTMENTAL</b>						
Clerical, administrative, and fiscal service:	Man-	Total	Man-	Total	Man-	Total
Grade 16. In excess of \$9,800:	years	salary	years	salary	years	salary
Secretary of State.....	1	\$15,000	1	\$15,000	0.9	\$13,500
Under Secretary of State.....	1	12,000	1	10,000	0.9	8,792
Counselor.....	1	10,000	1	10,000		
Assistant Secretary of State.....	4.5	45,000				
Grade 15. Range \$8,750 to \$9,800:			4.5	43,360	5	44,124
Assistant Secretary of State.....						
Chief of division.....	3.6	31,596	2.7	24,775	2.3	19,550
Deputy director of office.....	1	8,750	1	8,750	1	8,000
Director of office.....	1	9,012	1	9,012	1	8,750
Special assistant.....	1.8	15,820	1.8	16,120	1.8	14,850
Grade 14. Range \$7,175 to \$8,225:			6.9	48,453	2.3	15,572
Assistant chief of division.....	7.3	51,442	1.8	12,920	0.4	2,588
Chief of branch.....	1	7,175	1	7,175	1	6,500
Chief of division.....	1	7,175	1	7,175	0.2	1,310
Executive assistant.....	2	14,350	1	7,175	0.3	1,947
Executive officer.....	1.8	12,960	1.8	13,200	0.5	3,250
Information officer.....	4.6	32,535	4.6	33,035	1.1	7,190
Management consultant.....	1	7,175	1	7,175	0.1	717
Security officer.....	1	7,175				
Writer.....	1	7,175				
Grade 13. Range \$6,230 to \$7,070:			0.5	2,800	2.9	15,360
Administrative officer.....	2	12,460	1	6,230	0.1	545
Assistant chief of division.....	4.6	28,660	3.6	22,830	1.5	8,890
Assistant security officer.....	1	6,230	1	6,230	2	11,400
Chief of branch.....	4.6	28,665	3.6	22,615	0.5	2,880
Chief of division.....			1	6,230	0.4	2,700
Chief of section.....	3.7	23,011	1.8	12,070	3.2	19,290
Executive assistant.....	1	6,230	1	6,230	2	11,310
Executive officer.....	7.3	45,020	7.3	45,020	1.4	8,120
Information liaison officer.....	5.6	34,500	4.6	28,270	1.6	9,250
Management analyst.....	5.5	34,110	5.5	34,110		
Special assistant.....	3.7	22,615	3.7	22,615		
Grade 12. Range \$5,180 to \$6,020:			3	14,180		
Administrative analyst.....	7.4	38,225	6.4	33,095		

By objects	Obligations					
	Estimate, 1947		Estimate, 1946		Actual, 1945	
<b>PERSONAL SERVICES, DEPARTMENTAL—CON.</b>						
Clerical, administrative, and fiscal service—Continued	Man-	Total	Man-	Total	Man-	Total
Grade 12. Range \$5,180 to \$6,020—Con.	years	salary	years	salary	years	salary
Administrative assistant.....	2	\$10,360	1	\$5,180	1	\$4,600
Administrative officer.....	5.6	28,685	6.1	31,275	4	19,200
Assistant chief of branch.....	3	15,540	1	5,180	0.2	960
Assistant chief of division.....	1.8	9,465	1.8	10,165	1	4,600
Assistant chief of section.....	2	10,360	1	5,180	1	4,600
Chief of branch.....	2	10,400	1	6,020	0.4	3,410
Chief of section.....	6.5	33,645	6	31,555	3.7	17,181
Executive officer.....	1	5,180	1	5,180	0.6	3,000
Fiscal and budgetary analyst.....	5.7	24,590	3.7	20,330	3.1	14,220
Information liaison officer.....	5	25,008	3.7	18,800	1.6	7,625
Personnel officer.....	2	10,360	1	5,180	1	4,600
Public opinion analyst.....	5.6	28,875	4.6	23,695	2.1	9,435
Transportation officer.....	1	5,180	1	5,180	1	4,600
Grade 11. Range \$4,300 to \$5,180:			6.4	27,315	5.4	21,800
Administrative officer.....	6.4	27,315	6.4	27,315	4	15,420
Analyst.....	7.4	31,815	2.7	12,305	2.7	10,360
Assistant chief of branch.....	3.7	15,905	9.2	39,320	6.2	23,995
Assistant chief of section.....	10.2	43,420	1.8	7,805	1	3,800
Chief of branch.....	1.8	7,805	7.3	31,415	5	19,000
Chief of section.....	8.3	35,715	1	4,300	1	3,800
Executive assistant.....	1	4,300	2.7	11,605	1.4	5,420
Fiscal and budgetary analyst.....	7.7	33,247	1.8	7,805	2	7,600
Information liaison officer.....	3	12,900	1	4,300	0.3	1,270
Management and procedural analyst.....	2.8	12,005	1.8	7,805	2	7,600
Personnel officer.....	1	4,300	1	4,300	0.4	1,580
Procurement officer.....	1	4,300	1	4,300	1	3,500
Reviewing officer.....	1	4,300				
Special assistant.....	1	4,300				
Translator.....	8.5	36,510	4.5	20,310	5	20,000
Grade 10. Range \$3,970 to \$4,630:			1	4,410	1	3,900
Administrative assistant.....	1	4,410	5.5	21,915	2.9	10,639
Assistant chief of section.....	6.5	25,785	2.7	10,805	2	7,100
Chief of section.....	2.7	10,805				
Contracts officer.....	1	3,970				
Grade 9. Range \$3,640 to \$4,300:			2.7	9,910	1.7	5,440
Administrative analyst.....	3.7	13,450	17.4	63,460	14.3	45,798
Administrative assistant.....	18.4	67,000	3.7	13,215	3	9,700
Administrative officer.....	4.7	16,555	2.7	9,910	2	6,640
Air priority analyst.....			3.7	13,450	2.7	9,910
Assistant chief of section.....	3.7	13,450	8.2	30,230	6.2	20,460
Chief of section.....	8.2	29,930	1	3,640	1	3,300
Chief of unit.....	2	7,280	6.4	23,125	5.4	17,820
Classification investigator.....	6.4	23,125	1.8	6,005	1.8	5,760
Editor.....	1.8	6,505	1.8	6,705	1	3,200
Employee counselor.....	2.8	10,215	1.8	6,705	1.8	5,810
Fiscal and budgetary analyst.....	3.8	13,805	5.8	20,965	4	13,020
Information liaison officer.....	5.8	20,945	2.7	9,910	1.2	3,880
Public opinion analyst.....	3.4	12,310	10.1	36,455	7	23,230
Recruitment and placement officer.....	11.1	40,075	1.8	6,605	1	3,200
Training specialist.....	1.8	6,605	8	28,585	8	25,600
Translator.....	16.7	60,132	1	3,800	0.9	2,845
Property supply officer.....	1	3,800				
Grade 8. Range \$3,310 to \$3,970:			17.5	57,975	17.5	51,287



By objects	Obligations		
	Estimate, 1947	Estimate, 1946	Actual, 1945
<b>PERSONAL SERVICES, DEPARTMENTAL—CON.</b>			
Clerical, administrative, and fiscal service—Continued			
Grade 7. Range \$2,980 to \$3,640.....	201.8 591,527	193.6 580,690	143.1 382,211
Grade 6. Range \$2,650 to \$3,310.....	153.9 465,023	151.1 403,735	138.1 327,308
Grade 5. Range \$2,320 to \$2,980.....	448.6 1,025,927	437.9 1,016,180	355 727,156
Grade 4. Range \$2,100 to \$2,496.....	739.6 1,538,169	737.8 1,546,418	615.4 1,126,018
Grade 3. Range \$1,902 to \$2,298.....	601.9 1,129,909	581 1,105,782	583.6 961,442
Grade 2. Range \$1,704 to \$2,100.....	239.2 404,500	235.2 401,529	218.1 317,243
Grade 1. Range \$1,506 to \$1,902.....	3.5 5,230	2.7 4,100	1.1 1,811
Professional service:			
Grade 9. In excess of \$9,800:			
Member, Visa Board of Appeals			1.5 14,970
Grade 8. Range \$8,750 to \$9,800:			
Adviser.....	21.9 191,673	21.1 185,110	12.1 99,820
Associate chief of division.....	12 104,035	12.5 108,410	8.2 68,260
Chief of division.....	31.3 270,895	29.3 257,195	25.8 211,220
Consultant.....	1.8 15,680	1.8 15,880	2 16,000
Deputy director of office.....	9.2 77,455	8 71,705	6 49,120
Director of office.....	7.4 64,715	6.4 57,965	6 52,175
Executive assistant.....	1 8,750	1 8,750	1 8,250
Executive secretary.....	3.7 31,760	3.7 31,760	3.7 25,120
Legal adviser.....	1 9,800	1 9,800	1 9,800
Legislative assistant.....	1.8 15,820	1.8 16,120	2 16,000
Special assistant.....	12 104,970	11 98,620	7 56,250
Grade 7. Range \$7,175 to \$8,225:			
Adviser.....	18.5 129,700	18 130,113	8.3 54,780
Assistant chief of branch.....	9.2 65,115	9.2 65,115	6.2 40,300
Assistant chief of division.....	45.1 316,712	43.2 307,361	31.7 210,762
Assistant to legal adviser.....	3.7 25,500	2.7 20,725	2.7 18,120
Chief of branch.....	1.8 12,920	1.8 13,020	1.8 12,340
Chief of division.....	2.8 20,010	1.8 13,735	1.8 12,480
Chief of section.....	2 14,350	1 7,175	1 6,500
Conference specialist.....	1.8 12,920	1.8 13,020	0.3 2,280
Divisional assistant.....	4.6 32,555	4.6 32,555	2.6 17,180
Economist.....	1 7,175	1 7,175	1 6,500
Executive assistant.....	2.7 19,335	2.7 19,535	2.2 14,920
Executive secretary.....	1.8 13,025	1.8 13,025	1.8 12,610
Expert on dependent area affairs.....	2 14,350	1.5 10,763	1 6,500
Expert on international organization affairs.....	5.8 39,625	5.3 38,138	1.8 12,390
Expert on international security affairs.....	4.7 33,270	5.2 36,808	1.7 11,000
Information liaison officer.....	1.8 13,020	1.8 13,020	0.8 5,780
Legal expert.....	1.8 13,735	1.8 13,735	1.3 8,430
Legislative assistant.....	3.7 26,045	3.7 26,045	2.7 18,090
Special assistant.....	10.2 72,578	9.2 65,350	7.2 47,990
Grade 6. Range \$6,230 to \$7,070:			
Analyst.....	1.8 11,305	1.8 11,305	1 5,600
Assistant chief of branch.....	1 6,230	1 6,230	1 5,600
Assistant chief of division.....	7.5 46,185	6.5 39,955	4.5 26,340
Assistant to legal adviser.....	7.5 46,755	5.5 34,495	5.5 31,090
Chief of branch.....	12.1 74,650	10.1 62,190	6.8 36,980
Chief of section.....	17.5 105,885	17.5 107,995	12.1 68,675
Country specialist.....	37 105,995	18 111,110	11 62,150
Divisional assistant.....	229,373	232,410	147,555
Economist.....	11.1 64,165	10.1 63,335	6.1 35,075
Executive assistant.....	1.8 11,305	1.8 11,305	1.3 7,618
Special assistant.....	14.7 90,650	13.7 86,620	11.2 62,720
Specialist on dependent area affairs.....	5.6 34,500	5.1 31,355	2.6 14,560
Specialist on international organization affairs.....	5.7 35,075	6.2 38,190	3.8 22,040
Specialist on international security affairs.....	2.8 17,435	2.3 14,420	1.2 6,915
Grade 5. Range \$5,180 to \$6,020:			
Architect.....	1 5,180	1 5,180	0.5 2,360
Assistant chief of branch.....	1 5,180	1 5,180	0.7 3,490
Assistant chief of division.....	2.7 13,995	2.7 14,295	2 9,280
Assistant chief of section.....	3.7 18,995	3.7 18,995	2.8 13,610
Assistant on dependent area affairs.....	4.7 24,360	3.7 19,280	1.1 5,220
Assistant on international organization affairs.....	8.3 42,785	8.3 42,785	4 18,560
Assistant on international security affairs.....	6.5 33,645	6.5 34,145	2.3 9,985
Assistant to legal adviser.....	2.7 14,435	2.7 15,435	2.7 12,622
Attorney.....	3.7 19,185	3.7 19,185	3.7 17,297
Chief of branch.....	2.8 14,580	1.8 9,400	0.8 3,681
Chief of section.....	9.2 46,485	8.2 42,305	4.8 22,800
Chief of unit.....	3.7 18,995	3.7 18,995	1.7 8,400
Commercial treaty specialist.....	1 5,390	1 5,390	1 4,600
Commodities specialist.....	5.5 28,395	5.5 28,395	3.9 14,420
Country specialist.....	21.2 109,460	20.7 106,870	11.3 53,110
Divisional assistant.....	56.7 290,707	56.4 290,780	38.2 178,660
Economist.....	7.4 37,345	6.4 33,665	4.8 22,890
Editor.....	1 5,600	1 5,600	1 4,600
Foreign affairs specialist.....	1.8 9,400	1.8 9,400	1.8 9,000
Foreign trade specialist.....	1 5,390	1 5,390	1 4,600
Geographer.....	2.7 14,100	2.7 14,100	2.7 12,960
Information liaison officer.....	2.7 14,100	2.7 14,100	0.9 4,480
Librarian.....	1 5,390	1 5,390	1 4,800
Research assistant.....	1 5,180	1 5,180	1 4,600

By objects	Obligations		
	Estimate, 1947	Estimate, 1946	Actual, 1945
<b>PERSONAL SERVICES, DEPARTMENTAL—CON</b>			
Professional service—Continued			
Grade 5. Range \$5,180 to \$6,020—Con.			
Special assistant.....	6.4 \$32,905	6.4 \$32,905	5 \$24,530
Treaty analyst.....	1.8 9,400	1.8 9,400	1.8 9,105
Grade 4. Range \$4,300 to \$5,180:			
Administrative officer.....	1 4,300	1 4,300	1 3,800
Analyst.....	1 4,300	1 4,300	1 3,800
Architectural engineer.....	1.8 8,605	1.8 8,605	1.8 7,485
Assistant chief of section.....	1 4,300	1 4,300	1 3,800
Assistant on dependent area affairs.....	1.8 7,805	1.8 7,805	1 3,800
Assistant on international organization affairs.....	2 8,600	2 8,600	1 3,800
Assistant on international security affairs.....	1.8 7,805	1.8 7,805	1 3,800
Assistant to legal adviser.....	4 17,200	4 17,200	4 17,200
Cartographer.....	1.8 7,805	1.8 7,805	1.3 4,860
Chief of section.....	1.8 7,805	1.8 7,805	2 7,600
Chief of unit.....	2.7 11,705	2.7 11,705	1.2 4,710
Commodity specialist.....	1 4,300	1 4,300	1 4,300
Country specialist.....	12 51,125	12.5 53,275	5.8 22,200
Divisional assistant.....	68.8 294,490	67.3 290,115	47.9 186,642
Economist.....	12.1 52,015	10.1 43,415	8 30,680
Editor.....	4.6 19,510	4.6 19,510	5 19,200
Geographer.....	3.7 15,810	3.7 15,810	4 11,560
Historian.....	4 17,200	1 4,300	1 3,800
Information liaison officer.....	1.8 7,805	1.8 7,805	2 7,800
Liaison officer.....	1 4,740	1 4,740	1 3,800
Librarian.....	2 9,680	1 5,180	1 3,800
Research assistant.....	9 38,725	11 47,425	10.6 43,294
Special assistant.....	1 4,300	1 4,300	1 3,800
Statistician.....	1 4,300	1 4,300	1 3,800
Grade 3. Range \$3,640 to \$4,300:			
Assistant chief of section.....	1 3,640	1 3,640	1 3,200
Attorney.....	1.8 7,205	1.8 7,205	2 6,400
Assistant on dependent area affairs.....	2 7,280	1.5 5,460	1 3,200
Assistant on international organization affairs.....	2.8 10,245	2.3 8,425	1 3,200
Assistant on international security affairs.....	3.7 13,125	3.7 13,215	2.1 6,720
Cartographer.....	1.8 6,605	1.8 6,605	2 6,400
Chief of unit.....	3.7 13,450	2.7 9,910	3 9,800
Commodity specialist.....	2.7 9,910	2.7 9,910	2 7,040
Country specialist.....	2 7,280	1.5 5,460	1 3,300
Cryptographer.....	1 3,640	1 3,640	1 3,200
Cryptanalyst.....	1.8 6,605	1.8 6,605	2 6,400
Divisional assistant.....	52.2 201,051	52.2 188,310	42.9 138,622
Economist.....	6.5 23,460	5.5 19,820	3.1 9,810
Geographer.....	4.6 16,515	4.6 16,515	4 12,840
Librarian.....	1 3,640	1 3,640	1 3,200
Research assistant.....	18.5 66,740	16.5 59,460	12.3 40,360
Reviewing officer.....	1 3,640	1 3,640	1 3,200
Statistician.....	2 7,280	1 3,640	1 3,200
Grade 2. Range \$2,980 to \$3,640:			
Assistant chief of section.....	143.1 425,302	140.7 420,100	101.7 269,233
Grade 1. Range \$2,320 to \$2,980:			
Assistant chief of section.....	105.9 245,749	103.1 239,575	83.3 168,168
Subprofessional service:			
Grade 8. Range \$2,980 to \$3,640.....	2.7 8,610	2.7 8,610	1.5 4,425
Grade 7. Range \$2,650 to \$3,310.....	3.7 9,865	2.7 7,415	2.5 5,813
Grade 6. Range \$2,320 to \$2,980.....	8.3 19,310	5.5 12,930	5.6 11,532
Grade 5. Range \$2,100 to \$2,496.....	18.3 38,475	17.4 36,750	13.9 25,067
Grade 4. Range \$1,902 to \$2,298.....	2.9 5,545	2 3,804	2.2 3,636
Crafts, protective, and custodial service:			
Grade 9. Range \$2,560 to \$3,310.....	0.9 2,429	1 2,540	1.9 4,068
Grade 8. Range \$2,450 to \$3,200.....	1 2,540	1 2,540	3.6 6,910
Grade 7. Range \$2,364 to \$2,870.....	2.9 6,961	2 4,794	0.8 1,553
Grade 6. Range \$2,166 to \$2,562.....	3.7 7,980	3.7 7,980	3.6 6,910
Grade 5. Range \$1,968 to \$2,364.....	19.9 35,200	14.6 26,600	13.4 20,888
Grade 4. Range \$1,770 to \$2,166.....	178.5 280,647	177.5 283,275	167.4 226,130
Grade 3. Range \$1,572 to \$1,902.....	5.5 8,320	5.5 8,320	10.2 12,664
Grade 2. Range \$1,440 to \$1,770.....	3,993 12,254,800	3,821.5 11,716,570	3,177.8 8,196,195
Total permanent, departmental.....	3,993 12,254,800	3,821.5 11,716,570	3,177.8 8,196,195
Part-time employment, departmental.....	6.9 12,370	6.9 12,370	6.9 12,370
W. A. E. employment, departmental.....	15 101,630	6.5 51,730	3.6 17,484
W. O. C. employment, departmental.....	2 0	2 0	2 0
Overtime pay, departmental.....	222,425	222,425	1,417,962
Night-work differential, departmental.....	31,200	24,800	24,800
01 Personal services (net).....	4,016.9 12,400,000	3,836.9 12,026,895	3,190.3 9,644,011
Received by transfer from "Cooperation with the American Republics".....			—86,585
Net total obligations.....	12,400,000	12,026,895	9,557,126
Excess of obligations over appropriation due to Public Law 105.....		—1,861,895	—
Estimated savings, unobligated balance.....			782,874
Total estimate or appropriation.....	12,400,000	10,165,000	10,340,000

**Contingent Expenses, Department of State—**

Contingent expenses: For contingent and miscellaneous expenses, including stationery, furniture, fixtures; purchase of uniforms; microfilming equipment, including rental and repair thereof; translating services and services for the analysis and tabulation of technical information and the preparation of special maps, globes,



OFFICE OF THE SECRETARY OF STATE—Continued

Contingent Expenses, Department of State—Continued

and geographic aids by contract without regard to section 3709 of the Revised Statutes (41 U. S. C. 5); purchase and presentation of various objects of a cultural nature suitable for presentation (through diplomatic and consular offices) to foreign governments, schools, or other cultural or patriotic organizations, the purchase, rental, distribution, and operation of motion-picture projection equipment and supplies, including rental of halls, hire of motion-picture projector operators, and all other necessary services by contract or otherwise without regard to section 3709 of the Revised Statutes; purchase and exchange of books, maps, and periodicals, domestic and foreign, and, when authorized by the Secretary of State, dues for library membership in societies or associations which issue publications to members only, or at a price to members lower than to subscribers who are not members, newspapers, teletype rentals, and tolls (not to exceed \$30,000 \$40,000); purchase (not to exceed four passenger-carrying vehicles), maintenance, and repair of motortrucks and motor-propelled passenger-carrying vehicles; streetcar fare; traveling expenses, including not to exceed \$10,000 \$20,000 for expenses of attendance at meetings concerned with the work of the Department of State when authorized by the Secretary of State; transportation and other necessary expenses in accordance with the Standardized Government Travel Regulations, and not to exceed \$25 per diem in lieu of subsistence, of persons serving while away from their homes in an advisory capacity without other compensation from the United States, or at \$1 per annum; refund of fees erroneously charged and paid for the issue of passports to persons who are exempted from the payment of such fee by section 1 of the Act making appropriations for the Diplomatic and Consular Service for the fiscal year ending June 30, 1921, approved June 4, 1920, as authorized by law (22 U. S. C. 214, 214a); and the examination of estimates of appropriations in the field; and other miscellaneous items not included in the foregoing, \$795,000 \$735,000: Provided, That not to exceed \$3,000 of this appropriation may be expended for the purpose of carrying into effect the provisions of section 4 of the Act entitled "An Act to amend the Tariff Act of 1930", approved June 12, 1934, as amended

(54 Stat. 107; Act of July 5, 1945, Public Law 130), this sum to be available in addition to the other authorized purposes of this appropriation for stenographic reporting services by contract if deemed necessary, without regard to section 3709 of the Revised Statutes, and such other expenses as the President may deem necessary. (Act of May 21, 1945, Public Law 61.)

Estimate 1947, \$735,000

Appropriated 1946, \$795,000

By objects	Obligations		
	Estimate, 1947	Estimate, 1946	Actual, 1945
02 Travel.....	\$335,000	\$166,750	\$121,850
03 Transportation of things.....	23,500	18,900	19,389
04 Communication services.....	181,000	120,650	136,758
05 Rents and utility services.....	24,200	25,565	16,325
07 Other contractual services.....	21,500	34,650	84,699
08 Supplies and materials.....	149,400	205,855	175,579
09 Equipment.....		212,530	131,165
11 Grants, subsidies, and contributions.....		10,000	2,968
13 Refunds, awards, and indemnities.....	100	100	18
Grand total obligations.....	735,000	795,000	688,751
Estimated savings, unobligated balance.....			4,249
Total estimate or appropriation.....	735,000	795,000	693,000
<b>BY PROJECTS OR FUNCTIONS</b>			
1. Departmental operating expenses.....	\$732,000	\$756,300	\$658,910
2. Cultural relations program:			
(a) Cultural objects for presentation abroad.....		10,000	2,968
(b) Educational motion-picture program.....		25,700	25,054
3. Committee for reciprocity information.....	3,000	3,000	1,819
Grand total obligations.....	735,000	795,000	688,751
Adjustments (see objects schedule for detail).....			+4,249
Total estimate or appropriation.....	735,000	795,000	693,000

Statement of proposed expenditures for purchase, maintenance, repair, and operation of passenger-carrying vehicles for the fiscal year ending June 30, 1947

OFFICE OF THE SECRETARY OF STATE

Appropriation	Vehicles (motor unless otherwise indicated) to be purchased		Old vehicles to be exchanged		Net cost of vehicles to be purchased	Old vehicles still to be used	Total maintenance, repair, and operation, all vehicles	Public purpose and users
	Number	Gross cost	Number	Allowance (estimated)				
Contingent expenses, Department of State.						14	\$5,600	1 of the present cars is for the exclusive use of the Secretary of State. Another is used for the official use of the Under Secretary. 1 is used exclusively for the pick-up and delivery of diplomatic mail to foreign missions in Washington. Another is used for shuttle-bus service between the main and outlying buildings. Another is used by the Passport Division to secure and return visas and passports to and from foreign embassies and consulates in Washington. The remaining cars are for the official use of officers of the Department, including the Under Secretary, counselor, 6 assistant secretaries, office directors, division chiefs, and visiting dignitaries.

Penalty Mail Costs, Department of State—

Cost of handling penalty mail, Department of State: For deposit in the general fund of the Treasury for cost of penalty mail of the Department of State as required by section 2 of the Act of June 28, 1914 (Public Law 364), \$50,000. (Act of May 21, 1945, Public Law 61.)

Estimate 1947, \$50,000

Appropriated 1946, \$50,000

By objects	Obligations		
	Estimate, 1947	Estimate, 1946	Actual, 1945
04 Payment for penalty mail.....	\$50,000	\$50,000	\$44,724
Estimated savings, unobligated balance.....			1,526
Total estimate or appropriation.....	50,000	50,000	46,250

Printing and Binding, Department of State—

Printing and binding: For all printing and binding in the Department of State, including all of its bureaus, offices, institutions,

and services, located in Washington, District of Columbia, and elsewhere, \$379,000 \$525,900. (31 U. S. C. 588; Act of May 21, 1945, Public Law 61.)

Estimate 1947, \$525,900

Appropriated 1946, \$379,000

By objects	Obligations		
	Estimate, 1947	Estimate, 1946	Actual, 1945
06 Printing and binding.....	\$525,900	\$379,000	\$360,000
<b>BY PROJECTS OR FUNCTIONS</b>			
1. Department proper.....	\$400,350	\$302,000	\$259,582
2. Foreign Service for expenditure in Washington.....	85,550	47,000	68,618
3. Foreign Service for expenditure in the field.....	40,000	30,000	31,800
Total estimate or appropriation.....	525,900	379,000	360,000

**Passport Agencies, Department of State—**

Passport agencies: For salaries and expenses of maintenance, rent, and travel not to exceed \$300, for not to exceed five passport agencies, [**\$69,300**] **\$82,500**. (Act of May 21, 1945, Public Law 61.)

Estimate 1947, **\$82,500** Appropriated 1946, **\$69,300**

By objects	Obligations					
	Estimate, 1947		Estimate, 1946		Actual, 1945	
<b>PERSONAL SERVICES, FIELD</b>						
Clerical, administrative, and fiscal service:	Man-	Total	Man-	Total	Man-	Total
Grade 12. Range \$5,180 to \$6,020:	years	salary	years	salary	years	salary
Passport agent.....	1	\$5,300	1	\$5,300	1	\$4,700
Grade 10. Range \$3,970 to \$4,630:						
Passport agent.....	2	8,820	2	8,820	2	7,675
Grade 9. Range \$3,640 to \$4,300:						
Assistant passport agent.....	2	7,720	2	7,720	2	6,600
Grade 7. Range \$2,950 to \$3,740.....	5	16,220	5	16,220	3	8,025
Grade 6. Range \$2,650 to \$3,310.....	2	5,520	2	5,520	3	7,450
Grade 5. Range \$2,320 to \$2,980.....	3	7,290	3	7,290	2	5,389
Grade 4. Range \$2,100 to \$2,496.....	3	6,630	3	6,630	3	5,830
Grade 3. Range \$1,902 to \$2,298.....	5	9,510	3	5,766	2	4,454
Grade 2. Range \$1,704 to \$2,100.....	2	3,540	2	3,540	2	3,169
Total permanent, field.....	25	70,640	23	66,836	21.2	53,292
Temporary employment, field.....	4	2,852	3.1	7,157		
Overtime pay, field.....				705		10,532
<b>01 Personal services (net).....</b>	<b>29.2</b>	<b>78,722</b>	<b>26.1</b>	<b>74,668</b>	<b>21.2</b>	<b>63,824</b>
<b>OTHER OBLIGATIONS</b>						
02 Travel.....		500		500		95
03 Transportation of things.....		28		28		6
04 Communication services.....		2,500		2,500		2,155
07 Other contractual services.....		50		1,344		4,904
08 Supplies and materials.....		200		145		133
09 Equipment.....		500		500		292
Total other obligations.....		3,778		5,017		7,585
Grand total obligations.....		82,500		79,715		71,409
Excess of obligations over appropriation due to Public Law 106.....				-10,415		
Estimated savings, unobligated balance.....						1,591
Total estimate or appropriation.....		82,500		69,300		73,000
<b>BY PROJECTS OR FUNCTIONS</b>						
1. New York passport agency.....		\$44,800		\$43,600		\$29,453
2. Miami passport agency.....		14,800		12,907		10,582
3. San Francisco passport agency.....		22,400		20,700		16,112
4. Travel, all agencies.....		500		500		95
5. Reimbursement to Customs Bureau.....				1,294		4,835
6. Overtime pay.....				705		10,532
Grand total obligations.....		82,500		79,715		71,409
Adjustments (see objects schedule for detail).....				-10,415		+1,591
Total estimate or appropriation.....		82,500		69,300		73,000

**Collecting and Editing Official Papers of Territories of the United States—**

Collecting and editing official papers of Territories of the United States: For the expenses of collecting, editing, copying, and arranging for publication the official papers of the Territories of the United States, including personal services in the District of Columbia and elsewhere, printing and binding, and contingent and traveling expenses, as provided by the Act [approved February 28, 1929, as amended by the Act approved June 28, 1937 (5 U. S. C. 168-168b), **\$8,400**] of July 31, 1945 (Public Law 168), **\$50,000**. (5 U. S. C. 168-168c; Act of July 31, 1945, Public Law 168; Act of May 21, 1945, Public Law 61.)

Estimate 1947, **\$30,000** Appropriated 1946, **\$8,400**

By objects	Obligations					
	Estimate, 1947		Estimate, 1946		Actual, 1945	
<b>PERSONAL SERVICES, DEPARTMENTAL</b>						
Professional service:	Man-	Total	Man-	Total	Man-	Total
Grade 6. Range \$6,230 to \$7,070:	years	salary	years	salary	years	salary
Editor.....	1	\$6,230	1	\$6,230	1	\$5,600
Grade 3. Range \$3,640 to \$4,300:						
Assistant editor.....	1	3,640				
Clerical, administrative, and fiscal service:						
Grade 5. Range \$2,320 to \$2,980.....	2	4,640				
Grade 4. Range \$2,100 to \$2,496.....	1	2,100	0.9	1,932	0.2	350
Total permanent, departmental.....	5	16,610	1.9	8,162	1.2	5,950
Overtime pay, departmental.....				100		704
<b>01 Personal services (net).....</b>	<b>5</b>	<b>16,610</b>	<b>1.9</b>	<b>8,262</b>	<b>1.2</b>	<b>6,654</b>

By objects	Obligations		
	Estimate, 1947	Estimate, 1946	Actual, 1945
<b>OTHER OBLIGATIONS</b>			
06 Printing and binding.....	\$13,300	\$538	\$5,346
Grand total obligations.....	30,000	8,400	12,000
Excess of obligations over appropriation due to Public Law 106.....		-400	
Total estimate or appropriation.....	30,000	8,400	12,000

**President's War Relief Control Board, Department of State—**

[President's War Relief Control Board: For all expenses necessary to enable the President's War Relief Control Board to continue to administer section 8 (b) of the Neutrality Act of 1939 and to perform the functions vested in it by Executive Order 9205 of July 25, 1942, including personal services in the District of Columbia; fees for professional or expert services at rates to be determined by the Secretary of State, but not in excess of \$25 per day; not to exceed \$500 for expenses of attendance at meetings and conferences concerned with the work of the Board; printing and binding; purchase of books, newspapers, and periodicals; and stenographic reporting services by contract, without regard to section 3709 of the Revised Statutes, **\$45,500**.] (Act of May 21, 1945, Public Law 61.)

Appropriated 1946, **\$45,500**

By objects	Obligations					
	Estimate, 1947		Estimate, 1946		Actual, 1945	
<b>PERSONAL SERVICES, DEPARTMENTAL</b>						
Clerical, administrative, and fiscal service:	Man-	Total	Man-	Total	Man-	Total
Grade 15. Range \$8,700 to \$9,800:	years	salary	years	salary	years	salary
Executive director.....			0.5	\$7,000	1	\$8,000
Grade 14. Range \$7,175 to \$8,225:						
Assistant executive director.....			0.8	5,740	1	6,500
Grade 12. Range \$5,180 to \$6,020:						
Program assistant.....			0.9	4,662	1	4,600
Grade 7. Range \$2,950 to \$3,740.....			1.7	5,066		
Grade 6. Range \$2,650 to \$3,310.....			0.9	2,385	2	4,513
Grade 5. Range \$2,320 to \$2,980.....			1.7	3,944	1	1,976
Grade 4. Range \$2,100 to \$2,496.....			1.7	3,570	1.3	2,228
Grade 3. Range \$1,902 to \$2,298.....			0.9	1,681	1.5	2,430
Total permanent, departmental.....			9.4	34,048	8.8	30,247
Temporary employment, departmental.....			0.4	966	0.5	810
W. A. E. employment, departmental.....			0.6	4,000	1.6	7,712
Overtime pay, departmental.....				613		4,527
<b>01 Personal services (net).....</b>			<b>10.4</b>	<b>39,627</b>	<b>10.9</b>	<b>43,296</b>
<b>OTHER OBLIGATIONS</b>						
02 Travel.....				1,600		1,104
04 Communication services.....				1,250		1,588
06 Printing and binding.....				2,500		65
07 Other contractual services.....				150		77
08 Supplies and materials.....				250		138
09 Equipment.....				123		
Total other obligations.....				5,873		2,972
Grand total obligations.....				45,500		46,268
Estimated savings, unobligated balance.....						3,732
Total estimate or appropriation.....				45,500		50,000

Total, Office of the Secretary of State, annual appropriations, general account:

Estimate 1947, **\$13,823,400** Appropriated 1946, **\$11,512,200**

**FOREIGN SERVICE**

**Salaries, Ambassadors and Ministers—**

Salaries, ambassadors and ministers: For salaries of ambassadors and ministers appointed by the President, with the advice and consent of the Senate, to such countries and at such salary rates, not exceeding \$10,000 per annum each for ministers [(except one at not exceeding \$12,000 per annum)] and not exceeding \$17,500 per annum each for ambassadors, as the President may determine, notwithstanding the provisions of any other law, [**\$783,000**] **\$830,500**, including also salaries as authorized by section 1740, Revised Statutes, as amended [by the Act of April 24, 1939] (22 U. S. C. 3, 121): *Provided*, That no salary shall be paid to any official receiving any other salary from the United States Government: *Provided further*, That [during the continuance of the present war and for six months after its termination,] any ambassador or

FOREIGN SERVICE—Continued

Salaries, Ambassadors and Ministers—Continued

minister [whose salary as such is payable from the appropriation "Salaries, Ambassadors and Ministers" and] who, prior to appointment as ambassador or minister was legally appointed and served as a diplomatic or consular officer or as a Foreign Service officer, and who, on account of emergent conditions abroad, is unable properly to serve the United States at his regular post of duty, or, [on account of such emergent conditions abroad, it shall be or has been found necessary] when in the public interest it becomes necessary to terminate his appointment as ambassador or minister at such post, may be appointed or assigned to serve in any capacity in which a Foreign Service officer is authorized by law to serve, and, notwithstanding the provisions of any other law, [the payment from such appropriation for the fiscal year 1946 of the salary of such officer, while serving under such assignment, is hereby authorized.] funds available for the payment of salaries of ambassadors and ministers shall be available also for the payment of the salary of such officer: Provided further, That no [person] ambassador or minister, while serving under such emergency appointment or assignment, shall receive compensation in excess of [\$9,000] \$9,800 per annum while serving in the continental United States or in excess of \$10,000 per annum while serving elsewhere: Provided further, That [this appropriation] the funds for the payment of salaries to ambassadors and ministers shall be available also for the payment, at not to exceed \$10,000 per annum, of the salary of any person who, incident to the establishment or reestablishment of diplomatic representation [in areas liberated from the enemy and prior to recognition by the United States of the governments of the countries concerned], may be [or has been] designated or assigned to serve as commissioner, adviser, or in any similar representative capacity and who, prior to such designation, has served as ambassador or minister, having previously been legally appointed to serve as a diplomatic, consular, or Foreign Service officer of the United States. (Act of May 21, 1945, Public Law 61.)

Estimate 1947, \$830,500

Appropriated 1946, \$783,000

By objects	Obligations		
	Estimate, 1947	Estimate, 1946	Actual, 1945
<b>PERSONAL SERVICES, FIELD</b>			
Ambassador extraordinary and plenipotentiary: Salary rate \$17,500 per annum.....	29.5 \$516,250	27.8 \$485,625	24.8 \$434,146
Salary rate \$10,000 per annum.....	10 100,000	10.5 105,000	10.8 108,194
Envoy extraordinary and minister plenipotentiary: Salary rate \$10,000 per annum.....	21.4 214,250	18.1 180,375	13.5 135,111
Officer of rank of ambassador or minister assigned to the Department: Salary rate \$9,800 per annum..... Salary rate \$9,000 per annum.....		1.3 12,000	4.8 43,225
Total permanent, field.....	60.9 830,500	57.7 783,000	53.9 720,676
Overtime pay, field.....		13,000	33,689
01 Personal services (net).....	60.9 830,500	57.7 796,000	53.9 754,365
Received by transfer from "Salaries, Foreign Service officers".....			-56,000
Net total obligations.....	830,500	796,000	698,365
Excess of obligations over appropriation due to Public Law 106.....		-13,000	
Estimated savings, unobligated balance.....			43,635
Total estimate or appropriation.....	830,500	783,000	742,000

Salaries, Foreign Service Officers—

Salaries, Foreign Service officers: For salaries of Foreign Service officers [as provided in the Act approved February 23, 1931, as amended by the Act of April 24, 1939 (22 U. S. C. 3, 3a)], including [salaries of such officers for the period actually and necessarily occupied in receiving instructions and in making transits to and from their posts, and while awaiting recognition and authority to act in pursuance with the provisions of section 1740 of the Revised Statutes (22 U. S. C. 121)] compensation while receiving instructions and training in the United States and while making direct transits between places of residence, when appointed, and posts of assignment, at the commencement and termination of periods of official service; and salaries of Foreign Service officers or vice consuls while acting as chargés d'affaires ad interim or while in charge of a consulate general or consulate during the absence of the principal officer

(22 U. S. C. 20); [\$4,875,000] \$6,884,000. (22 U. S. C. 3, 3a, 16, 32; Act of May 21, 1945, Public Law 61.)

Estimate 1947, \$6,884,000

Appropriated 1946, \$4,875,000

By objects	Obligations		
	Estimate, 1947	Estimate, 1946	Actual, 1945
<b>PERSONAL SERVICES, FIELD</b>			
Class 1. Range \$9,800 to \$10,000.....	77 \$763,400	56.3 \$559,256	49.8 \$455,745
Class 2. Range \$8,750 to \$9,095.....	65 584,710	65.9 593,827	53.4 443,993
Class 3. Range \$7,700 to \$8,645.....	94 739,865	96.1 757,614	80.8 520,665
Class 4. Range \$6,650 to \$7,595.....	102 688,170	94.6 638,509	81.5 506,784
Class 5. Range \$5,600 to \$6,545.....	121.5 684,915	113.4 639,651	85.1 438,145
Class 6. Range \$5,070 to \$5,495.....	246 1,328,555	134 683,177	118.2 543,713
Class 7. Range \$4,520 to \$4,960.....	63 289,050	68.3 314,021	151.5 624,483
Class 8. Range \$3,970 to \$4,410.....	53 210,630	52.1 207,154	61.9 220,995
Unclassified. Range \$2,870 to \$3,860.....	446.5 1,584,705	170.1 585,597	100.5 302,245
Total permanent, field.....	1,268 6,874,000	850.8 4,978,806	782.7 4,116,763
Salaries of chargés d'affaires ad interim, field.....	10,000	10,000	7,768
Overtime pay, field.....		180,194	489,053
01 Personal services (net).....	1,268 6,884,000	850.8 5,169,000	782.7 4,613,589
Transferred to—			
"Salaries, ambassadors and ministers".....			+56,000
"Miscellaneous salaries and allowances, Foreign Service".....			+26,000
"Contingent expenses, Foreign Service".....			+50,000
Net total obligations.....	6,884,000	5,169,000	4,745,589
Excess of obligations over appropriation due to Public Law 106.....		-294,000	
Estimated savings, unobligated balance.....			4,411
Total estimate or appropriation.....	6,884,000	4,875,000	4,750,000

Transportation, Foreign Service—

Transportation, Foreign Service: To pay the traveling expenses of diplomatic, consular, and Foreign Service officers, and other employees of the Foreign Service, including Foreign Service inspectors, and under such regulations as the Secretary of State may prescribe, of their families and expenses of transportation of effects, in going to and returning from their posts, and in removing the family and effects of any such officer or employee from any foreign post, and thereafter transporting such family and effects to his post of assignment, to whatever extent may be determined necessary by the Secretary of State by reason of emergency conditions in any country that in his opinion may endanger the life of such officer or employee or any member of his family, including automobiles as authorized by the Act of April 30, 1940 (5 U. S. C. 73c), and storage of effects while such officers or employees are absent from their permanent posts of duty or are assigned to posts to which, because of emergency conditions as determined by the Secretary of State, they cannot take their effects, including [also not to exceed \$250,000 for] expenses in connection with leaves of absence; attendance at trade and other conferences and congresses under orders of the Secretary of State as authorized by the Act approved February 23, 1931 (22 U. S. C. 16, 17); preparation and transportation of the remains of those officers and employees of the Foreign Service (including their families), who have died or may die abroad or in transit during the period of the employment of such officers and employees, to their former homes in this country or to a place not more distant for interment, and for the ordinary expenses of such interment, and also for payment under the provisions of section 1749 of the Revised Statutes (22 U. S. C. 130) of allowances to the widows or heirs at law of Diplomatic, Consular, and Foreign Service officers of the United States dying in foreign countries in the discharge of their duties; [\$2,000,000, of which amount not to exceed \$50,000 shall be available until June 30, 1947, for disbursement for expenses of travel under orders issued during the fiscal year 1946] \$1,915,600: Provided, That this appropriation shall be available also for the authorized subsistence expenses of Consular and Foreign Service officers while on temporary detail under commission. (22 U. S. C. 9, 130a; Act of May 21, 1945, Public Law 61; Act of Dec. 28, 1945, Public Law 269.)

Estimate 1947, \$1,915,600

Appropriated 1946, \$3,327,000

\* Includes \$1,327,000 appropriated in the First Deficiency Appropriation Act, 1946.

By objects	Obligations		
	Estimate, 1947	Estimate, 1946	Actual, 1945
02 Travel	\$1,061,900	\$2,180,116	\$847,709
03 Transportation of things	844,800	1,110,986	597,953
07 Other contractual services (storage of effects)	1,000	1,000	3,139
11 Grants, subsidies, and contributions (burial expenses)	4,000	4,000	1,199
12 Pensions, annuities, and insurance losses (allowances to widows and heirs)	900	900	-----
Grand total obligations	1,915,600	3,327,000	1,450,000
Prior year appropriation available in 1945	-----	-----	-350,000
Total estimate or appropriation	1,915,600	3,327,000	1,100,000
<b>BY PROJECTS OR FUNCTIONS</b>			
1. Transfers of ambassadors and ministers	\$67,500	\$95,000	\$76,188
2. Transfers of Foreign Service officers	1,015,200	1,816,518	689,413
3. Transfers of clerks and miscellaneous employees	247,500	655,000	393,917
4. Special trips	75,000	193,450	98,109
5. Temporary details	46,500	112,132	59,834
6. Leave in the United States	250,000	250,000	107,475
7. Preparation, transfer, and burial of remains	6,000	6,000	1,798
8. Foreign Service inspections	50,000	50,000	5,895
9. Allowances to widows and heirs	900	900	-----
10. Building inspection and supervision	16,000	7,000	10,748
11. Storage of effects	1,000	1,000	77
12. Regional conferences	100,000	100,000	-----
13. Trade conference work in the United States	40,000	40,000	-----
14. Drayage and storage of effects while in transit	-----	-----	3,062
15. Selective service requirements	-----	-----	3,484
Grand total obligations	1,915,600	3,327,000	1,450,000
Adjustments (see objects schedule for detail)	-----	-----	-350,000
Total estimate or appropriation	1,915,600	3,327,000	1,100,000

**Foreign Service Quarters—**

Foreign Service quarters: For rent, heat, fuel, [and] light, gas, and electricity for the Foreign Service for offices, buildings, and grounds, and, as authorized by the Act approved June 26, 1930 (5 U. S. C. 118a), and the Act of May 3, 1945 (Public Law 48), for living quarters and [for] allowances for living quarters, [including heat, fuel, and light, \$3,422,000] \$4,909,000: *Provided*, That payment for rent may be made in advance: *Provided further*, That the Secretary of State may enter into leases for such offices, buildings, grounds, and living quarters for periods not exceeding ten years and without regard to section 3709 of the Revised Statutes (41 U. S. C. 5) [ *Provided further*, That no part of this appropriation shall be used for allowances for living quarters, including heat, fuel, and light, in an amount exceeding \$4,000 for an ambassador, minister, or chargé d'affaires, and not exceeding \$2,000 for any other Foreign Service officer].

[The limitations under the appropriation, "Foreign Service quarters", fiscal year 1946, on the amounts which may be used for allowances for living quarters shall be exclusive of amounts paid in accordance with the Act approved March 26, 1934 (5 U. S. C. 118c), for losses sustained due to appreciation of foreign currencies.] (22 U. S. C. 291; Act of May 21, 1945, Public Law 61; Act of Dec. 28, 1945, Public Law 269.)

Estimate 1947, \$4,909,000                      Appropriated 1946, \$3,422,000

By objects	Obligations		
	Estimate, 1947	Estimate, 1946	Actual, 1945
Living quarters allowances:			
Ambassadors and ministers	\$37,515	\$30,480	\$40,000
Foreign Service officers	1,343,111	737,927	610,000
Clerks and other American employees	1,707,008	770,866	707,597
01 Allowances for living quarters (net)	3,087,634	1,539,263	1,357,597
<b>OTHER OBLIGATIONS</b>			
05 Rents and utility services	1,821,366	1,645,229	1,247,722
Grand total obligations	4,909,000	3,184,492	2,605,319
Estimated savings, unobligated balance	-----	237,508	84,681
Total estimate or appropriation	4,909,000	3,422,000	2,690,000

**Cost of Living Allowances, Foreign Service—**

Cost of living allowances, Foreign Service: [To carry out the provisions of the Act approved February 23, 1931, as amended by the Act of April 24, 1939 (22 U. S. C. 12, 23c), relating to allowances and additional compensation to diplomatic, consular, and Foreign Service officers, clerks, and other employees when such allowances and additional compensation are necessary to enable such officers, clerks, and other employees to carry on their work efficiently, \$2,150,000] To provide for post allowances authorized by the Act of May 3, 1945 (Public Law 48), \$2,934,000. (Act of May 21, 1945, Public Law 61.)

Estimate 1947, \$2,934,000                      Appropriated 1946, \$2,150,000

By objects	Obligations		
	Estimate, 1947	Estimate, 1946	Actual, 1945
Cost of living allowances:			
Ambassadors, ministers, and Foreign Service officers	\$1,334,165	\$694,200	\$509,600
Clerks and other American employees	1,479,835	1,305,800	764,400
Net allowances	2,814,000	2,000,000	1,274,000
Supplemental allowances for support of families in the United States	120,000	150,000	148,370
01 Total, cost of living allowances	2,934,000	2,150,000	1,422,370
Estimated savings, unobligated balance	-----	-----	167,630
Total estimate or appropriation	2,934,000	2,150,000	1,590,000

**Representation Allowances, Foreign Service—**

Representation allowances, Foreign Service: For representation allowances as authorized by [the Act approved February 23, 1931 (22 U. S. C. 12), \$585,000] section 8 of the Act of May 3, 1945 (Public Law 48), \$902,400. (Act of May 21, 1945, Public Law 61; Act of Dec. 28, 1945, Public Law 269.)

Estimate 1947, \$902,400                      Appropriated 1946, \* \$608,000

\* Includes \$23,000 appropriated in the First Deficiency Appropriation Act, 1946.

By objects	Obligations		
	Estimate, 1947	Estimate, 1946	Actual, 1945
07 Other contractual services	\$902,400	\$608,000	\$434,649
Estimated savings, unobligated balance	-----	-----	4,351
Total estimate or appropriation	902,400	608,000	439,000

**Foreign Service Retirement and Disability Appropriated Fund—**

Foreign Service retirement and disability fund: For financing the liability of the United States, created by the Act approved February 23, 1931, as amended by the Act of April 24, 1939 (22 U. S. C. 21-21 (o)), \$922,800, which amount shall be placed to the credit of the "Foreign Service retirement and disability fund". (22 U. S. C. 21-21 (o); Act of May 21, 1945, Public Law 61.)

Estimate 1947, \$922,800                      Appropriated 1946, \$922,800

Transferred to trust funds: 1947, \$922,800; 1946, \$922,800; 1945, \$910,500.

**Salaries of Clerical, Administrative, and Fiscal Personnel, Foreign Service—**

Salaries of [clerks] clerical, administrative, and fiscal personnel, Foreign Service: For salaries of vice consuls commissioned by the Secretary of State and of clerical, administrative, and fiscal personnel in the Foreign Service, [as provided in the Act approved February 23, 1931 (22 U. S. C. 23a),] including salaries while under instruction in the United States and during transit to and from homes in the United States upon the beginning and after termination of services, [\$4,250,000] \$8,551,000. (22 U. S. C. 14, 23b, 35, 56; Act of May 3, 1945, Public Law 48; Act of May 21, 1945, Public Law 61; Act of Dec. 28, 1945, Public Law 269.)

Estimate 1947, \$8,551,000                      Appropriated 1946, \* \$5,088,000

\* Includes \$838,000 appropriated in the First Deficiency Appropriation Act, 1946.

FOREIGN SERVICE—Continued

Salaries of Clerical, Administrative, and Fiscal Personnel, Foreign Service—Continued

By objects	Obligations		
	Estimate, 1947	Estimate, 1946	Actual, 1945
<b>PERSONAL SERVICES, FIELD</b>			
Administrative officer:	Man- Total	Man- Total	Man- Total
Class 1. Range \$5,150 to \$6,230	years salary	years salary	years salary
Class 2. Range \$4,300 to \$5,180	74 319,230	13 561,200	
Class 3. Range \$3,970 to \$4,630	181 719,570	24 104,270	
Administrative assistant:			
Class 1. Range \$3,640 to \$4,300	172 626,080	96 369,870	
Class 2. Range \$3,310 to \$3,970	74 248,940	72 252,215	
Class 3. Range \$2,980 to \$3,420	176 526,450	87 278,275	
Senior clerk:			
Class 1. Range \$2,650 to \$3,310	360 959,000	117 341,295	
Junior clerk:			
Class 2. Range \$156 to \$2,595	3,032	2,179 5	
Senior clerk:	4,639,434	3,640,286	
Class 1. Salary rate \$4,000			13 51,850
Class 2. Salary rate \$3,750			19 4 72,600
Class 3. Salary rate \$3,500			37 2 130,280
Class 4. Salary rate \$3,250			49 8 151,814
Class 5. Salary rate \$3,000			69 5 208,500
Junior clerk:			
Class 1. Salary rate \$2,750			82 5 226,980
Class 2. Salary rate \$2,500			82 1 205,524
Class 3. Range \$156 to \$2,400, inclusive			1,612 9 2,450,412
Total permanent, field	4,099	2,588 5	1,966 4
Temporary salary increases, field	8,194,104	5,047,451	3,497,960
Overtime pay, field	356,896	233,146	144,407
		325,353	531,633
01 Personal services (net)	4,099	2,588 5	1,966 4
Excess of obligations over appropriation due to Public Law 106	8,551,000	5,606,150	4,174,000
Total estimate or appropriation	8,551,000	5,088,000	4,174,000

Miscellaneous Salaries and Allowances, Foreign Service—

Miscellaneous salaries and allowances, Foreign Service: For salaries or compensation of kavasses, guards, dragomans, porters, interpreters, prison keepers, translators, archive collators, Chinese writers, messengers, couriers, telephone operators, radio operators, supervisors of construction, [and] custodial and operating force for maintenance and operation of Government-owned and leased diplomatic and consular properties in foreign countries, and assignment of qualified persons as provided in section 5 of the Act of May 3, 1945 (Public Law 48), including salaries while under instruction in the United States and during transit to and from their homes in the United States upon the beginning and after termination of service in foreign countries; compensation of agents and employees of despatch agencies established by the Secretary of State; operation of motor-propelled and other passenger- and non-passenger-carrying vehicles; for allowances to consular officers, who are paid in whole or in part by fees, for services necessarily rendered to American vessels and seamen, as provided in the Act of June 26, 1884 (22 U. S. C. 89; 46 U. S. C. 101); and such other miscellaneous personal services as may be necessary; [\$1,700,000] \$4,839,000: *Provided*, That no part of this appropriation shall be expended for salaries or wages of persons not American citizens performing clerical services (except interpreters, translators, and messengers), whether officially designated as clerks or not, in any diplomatic mission or in the diplomatic section of any combined mission: *Provided further*, That the [Secretary of the] *Secretaries of War and Navy* [is] are authorized, upon request by the Secretary of State, to assign enlisted men of the Army, Navy, and Marine Corps to serve as custodians, under the immediate supervision of the Secretary of State or the chief of mission, whichever the Secretary of State shall direct, at embassies, legations, or consulates of the United States located in foreign countries. (18 U. S. C. 659; 22 U. S. C. 174, 175, 296; 46 U. S. C. 653-682; Act of May 21, 1945, Public Law 61; Act of Dec. 28, 1945, Public Law 269.)

Estimate 1947, \$4,839,000      Appropriated 1946, \* \$1,958,000

\* Includes \$258,000 appropriated in the First Deficiency Appropriation Act, 1946.

By objects	Obligations		
	Estimate, 1947	Estimate, 1946	Actual, 1945
<b>PERSONAL SERVICES, FIELD</b>			
Clerical, administrative, and fiscal service:	Man- Total	Man- Total	Man- Total
Grade 14. Range \$7,175 to \$8,225:	years salary	years salary	years salary
Despatch agent	1 7,700	1 7,700	1 7,000
Grade 12. Range \$5,180 to \$6,020:			
Despatch agent	1 5,180	1 5,180	1 4,600
Grade 11. Range \$4,300 to \$5,180:			
Administrative officer	1 4,300		
Grade 9. Range \$3,640 to \$4,300:			
Senior administrative assistant	2 7,280	2 7,280	1 3 4,120
Grade 7. Range \$2,980 to \$3,640:	4 11,920		
Grade 6. Range \$2,650 to \$3,310:	5 13,250	4 10,600	1 2,300
Grade 5. Range \$2,320 to \$2,980:	11 25,520	3 6,960	3 6,000
Grade 4. Range \$2,100 to \$2,496:	16 33,600	3 6,300	3 5,400
Grade 3. Range \$1,902 to \$2,298:	11 20,922	4 7,608	4 6,480
Grade 2. Range \$1,704 to \$2,100:	9 15,336	6 10,224	3 4,320
Grade 1. Range \$1,506 to \$1,902:			0 1 110
Unclassified:			
Attaché, at \$6,230	125 778,750		
Supervisor of construction, at \$6,230	2 12,460		
Supervisor of construction, at \$6,020	1 6,020	1 6,020	
Supervisor of construction, at \$5,400			0 3 1,840
Supervisor of construction, at \$5,180	2 10,360	2 10,360	
Supervisor of construction, at \$4,600			1 7 7,680
Supervisor of construction, at \$4,520	1 4,520		
Supervisor of construction, at \$4,300	15 64,500	4 5 19,350	
Supervisor of construction, at \$4,080	1 4,080		
Supervisor of construction, at \$4,000			2 5 10,174
Translator, at \$4,000	1 4,000	1 4,000	0 2 666
Courier, at \$3,970	4 15,880	4 15,880	
Supervisor of construction, at \$3,800		5 19,000	0 2 836
Custodian, at \$3,695	1 3,695		
Courier, at \$3,695	2 7,390	3 11,085	
Custodian, at \$3,640	6 21,840		
Supervisor of construction, at \$3,600		1 3,600	2 7,200
Courier, at \$3,500			6 1 21,150
Custodian, at \$3,420	1 3,420		
Courier, at \$3,420	48 155,800	23 78,660	
Radio operator, at \$3,420	1 3,420		
Translator, at \$3,400	1 3,400	1 3,400	1 3,400
Supervisor of construction, at \$3,400		1 3,400	0 3 852
Courier, at \$3,250			3 6 11,505
Custodian, at \$3,250			
Courier, at \$3,145	3 9,435	1 3,145	
Technician, at \$3,145	2 6,290	2 6,290	
Translator, at \$3,145	2 6,290	2 6,290	
Custodian, at \$3,000		1 3,000	
Courier, at \$3,000			14 2 42,540
Interpreter, at \$3,000	1 3,000		1 3,000
Translator, at \$3,000	2 6,069	1 5 4,500	1 3,000
Radio operator, at \$3,000		1 3,000	2 6,000
Radio operator, at \$2,870	1 2,870	1 2,870	
Building superintendent, at \$2,870	1 2,870	2 5,740	
Courier, at \$2,870	8 22,960	8 22,960	
Radio operator, at \$2,760	24 66,240	13 5 37,260	
Courier, at \$2,750		2 5,500	2 8 7,500
Technician, at \$2,750			1 2,750
Translator, at \$2,750			1 2,750
Interpreter, at \$2,600	2 5,200	2 5,200	1 5 3,900
Translator, at \$2,600	2 5,200	2 5,200	1 6 4,110
Radio operator, at \$2,500			1 2,500
Building superintendent, at \$2,500	1 2,500		2 5,000
Courier, at \$2,500			8 3 20,780
Translator, at \$2,500	1 2,500	1 2,500	1 2,500
Interpreter, at \$2,500	3 7,500	3 7,500	2 5 6,250
Radio operator, at \$2,400			10 24,100
Interpreter, at \$2,400	1 2,400		1 2,400
Translator, at \$2,300	1 2,300		2 4,600
Interpreter, at \$2,300	1 2,300		1 8 4,230
Translator, interpreter, custodian, courier, supervisor of construction, messenger, guard, telephone operator, charwoman, janitor, gardener, chauffeur, et al. Range \$36 to \$2,595, inclusive	3,345	1,915	1,473 3
Total permanent, field	3,674	2,029 5	1,564 3
Temporary salary increases, field	4,287,105	1,662,518	1,168,658
Overtime pay, field	550,835	302,584	174,613
Pay of consular agents, field		47,688	75,729
Personnel for prisons, field	500	500	
Authentications and court expenses, field	60	60	
	500	500	
01 Personal services (net)	3,674	2,029 5	1,564 3
Received by transfer from "Salaries, Foreign Service officers"	4,839,000	2,013,850	1,419,000
Net total obligations	4,839,000	2,013,850	1,393,000
Excess of obligations over appropriation due to Public Law 106		-55,850	
Total estimate or appropriation	4,839,000	1,958,000	1,393,000



By projects or functions	Obligations		
	Estimate, 1947	Estimate, 1946	Actual, 1945
1. Foreign Service employees.....	\$3,785,682	\$1,329,431	\$976,783
2. Despatch agencies.....	145,008	61,852	40,330
3. Supervisors of construction.....	103,860	77,690	29,664
4. Couriers.....	252,555	193,545	121,881
5. Pay of consular agents.....	500	500	.....
6. Personnel for prisons.....	60	60	.....
7. Authentications and court expenses.....	500	500	.....
8. Temporary salary increases.....	550,835	302,584	174,613
9. Overtime pay.....	.....	47,688	75,729
Grand total obligations.....	4,839,000	2,013,550	1,419,000
Adjustments (see objects schedule for detail).....	.....	-55,550	-26,000
Total estimate or appropriation.....	4,839,000	1,958,000	1,393,000

**Foreign Service, Auxiliary—**

Foreign Service, auxiliary [(emergency)]: For all necessary expenses to enable the Department of State during the fiscal year [1946] 1947 to continue to perform functions or activities in connection with the Auxiliary Foreign Service for the performance of which, during the fiscal years 1941 and 1942, the Department of State received allocations of funds from the appropriation "Emergency fund for the President" contained in the Military Appropriation Act, 1941, including the objects for which and subject to the conditions under which such allocations were provided or expended during the fiscal years 1941 and 1942, [\$6,200,000] \$2,347,000: *Provided*, That cost of living and representation allowances, as authorized by the Act approved February 23, 1931, as amended, may be paid from this appropriation to American citizens employed hereunder. (22 U. S. C. 12, 23c; Act of May 21, 1945, Public Law 61; Act of Dec. 28, 1945, Public Law 269.)

Estimate 1947. \$2,347,000      Appropriated 1946. \*\$10,585,000  
 \* Includes \$4,385,000 appropriated in the First Deficiency Appropriation Act, 1946.

By objects	Obligations			
	Man- Total years salary	Estimate, 1947	Estimate, 1946	Actual, 1945
<b>PERSONAL SERVICES, FIELD</b>				
Officers:				
Salary rate \$10,000.....		2	\$20,000	0.6 \$5,600
Salary rates \$8,000 and \$8,750.....	17	\$148,750	20	181,000 7.3 58,501
Salary rates \$7,500 and \$8,225.....	8	65,485	8	66,525 6.3 47,120
Salary rates \$7,200 and \$7,910.....	1	7,910	1	7,910 0.5 3,600
Salary rates \$7,000 and \$7,700.....	9	68,985	16	122,000 4.8 33,420
Salary rates \$6,700 and \$7,385.....	1	7,385	1	7,385 0.9 6,160
Salary rates \$6,500 and \$7,175.....	26	.....	41	23.5 152,850
Salary rates \$6,400 and \$7,070.....	1	7,070	1	7,070 0.6 3,650
Salary rates \$6,200 and \$6,860.....	1	6,860	1	6,860 1.7 10,600
Salary rates \$6,000 and \$6,650.....	20	133,000	27	185,250 12.9 77,300
Salary rates \$5,800 and \$6,440.....	9	57,750	9	59,880 2.2 12,820
Salary rates \$5,700 and \$6,335.....	.....	.....	2	12,670 1.3 7,580
Salary rates \$5,600 and \$6,230.....	64	398,720	87	552,090 56.6 316,800
Salary rates \$5,500 and \$6,125.....	.....	.....	.....	0.3 1,480
Salary rates \$5,400 and \$6,020.....	5	30,100	6	36,740 1.7 9,020
Salary rates \$5,300 and \$5,945.....	.....	.....	.....	0.1 212
Salary rates \$5,200 and \$5,810.....	9	52,185	10	58,500 9.4 48,680
Salary rates \$5,100 and \$5,705.....	1	5,705	1	5,705 1.3 6,700
Salary rates \$5,000 and \$5,600.....	20	112,000	19	110,000 5.8 27,900
Salary rates \$4,800 and \$5,390.....	15	80,220	26	135,930 7.6 36,400
Salary rates \$4,700 and \$5,285.....	.....	.....	6	31,710 5.9 27,800
Salary rates \$4,600 and \$5,180.....	27	139,965	58	465,680 59 271,240
Salary rates \$4,500 and \$5,070.....	.....	.....	2	10,140 0.8 3,740
Salary rates \$4,400 and \$4,960.....	.....	.....	10	49,600 2.8 12,500
Salary rate \$4,250.....	.....	.....	.....	1.1 4,590
Salary rates \$4,200 and \$4,740.....	.....	.....	20	94,800 11.1 46,790
Salary rates \$4,000 and \$4,520.....	.....	.....	19	87,220 8.2 33,060
Salary rates \$3,900 and \$4,410.....	.....	.....	1	4,360 1.3 4,880
Salary rates \$3,800 and \$4,300.....	.....	.....	49	33.3 126,400
Salary rates \$3,750 and \$4,245.....	.....	.....	1	4,245 0.3 938
Salary rates \$3,700 and \$4,190.....	.....	.....	1	4,190 0.8 2,780
Salary rates \$3,600 and \$4,080.....	.....	.....	6	24,520 5.7 20,500
Salary rates \$3,500 and \$3,970.....	.....	.....	19	76,780 8 28,000
Salary rates \$3,400 and \$3,860.....	.....	.....	5	19,300 6.7 22,570
Salary rates \$3,300 and \$3,750.....	.....	.....	3	11,400 1.3 4,420
Salary rates \$3,250 and \$3,695.....	.....	.....	8	29,560 4 13,170
Salary rates \$3,200 and \$3,640.....	.....	.....	50	184,500 25.7 82,250
Salary rates \$3,100 and \$3,530.....	.....	.....	1	3,530 0.4 1,300
Salary rates \$3,000 and \$3,420.....	.....	.....	25	85,625 24 72,120
Salary rate \$2,900.....	.....	.....	.....	1.1 3,247
Salary rates \$2,800 and \$3,200.....	.....	.....	8	25,600 2.1 5,820
Salary rates \$2,750 and \$3,145.....	.....	.....	23	72,910 15 40,858
Salary rates \$2,700 and \$3,090.....	.....	.....	2	6,180 2.3 6,100
Salary rates \$2,600 and \$2,980.....	.....	.....	111	346,100 12.1 31,342
Salary rates \$2,500 and \$2,870.....	.....	.....	242	152.8 382,030
Salary rates \$2,400 and \$2,760.....	.....	.....	8	22,080 8.9 21,242
Salary rates \$2,300 and \$2,650.....	.....	.....	11	28,105 0.6 1,310
Clerks and others:				
Salary range \$60 to \$2,595.....	.....	1,752	.....	1,120.3
Total permanent, field.....	231	1,487,640	2,749	7,127,262 3,709,854

By objects	Obligations			
	Man- Total years salary	Estimate, 1947	Estimate, 1946	Actual, 1945
<b>PERSONAL SERVICES, FIELD—continued</b>				
Overtime pay, field.....	.....	.....	.....	\$100,000 \$574,251
Temporary salary increases, field.....	.....	.....	.....	85,384 29,406
All personal services, field.....	231	.....	2,749	1,661
Allowances for living quarters.....	.....	\$1,487,640	7,612,646	4,313,571
Cost of living allowances.....	.....	112,088	755,321	638,355
.....	.....	440,290	1,282,393	574,477
01 Personal services (net).....	231	2,040,018	2,749	1,661
.....	.....	.....	9,650,360	5,526,403
<b>OTHER OBLIGATIONS</b>				
02 Travel.....	.....	181,982	881,000	963,022
03 Transportation of things.....	.....	80,000	366,550	321,000
07 Other contractual services.....	.....	45,000	77,000	39,575
Total other obligations.....	.....	306,982	1,334,640	1,323,597
Grand total obligations.....	.....	2,347,000	10,985,000	6,870,000
Prior year appropriation available in 1945.....	.....	.....	.....	-650,000
Net total obligations.....	.....	2,347,000	10,985,000	6,200,000
Excess of obligations over appropriation due to Public Law 105.....	.....	.....	-100,000	.....
Total estimate or appropriation.....	.....	2,347,000	10,585,000	6,200,000

**Contingent Expenses, Foreign Service—**

Contingent expenses, Foreign Service: For stationery; blanks, record and other books; seals, presses, flags; signs; military equipment and supplies; repairs, alterations, preservation, and maintenance of Government-owned and leased diplomatic and consular properties in foreign countries, including minor construction on Government-owned properties, water, materials, supplies, tools, seeds, plants, shrubs, and similar objects; purchase, rental, repair, and operation of microfilm and motion picture equipment; newspapers (foreign and domestic); freight; postage; telegrams; advertising; ice and drinking water for office purposes; purchase (not to exceed [forty] one hundred and fifty-two passenger automobiles), maintenance and hire of motor-propelled, horse-drawn, or other passenger-carrying vehicles, including purchase of [twelve] sixteen automobiles for chiefs of missions at not to exceed [\$3,000] \$3,500 each; insurance of official motor vehicles in foreign countries when required by the law of such countries; excise taxes on negotiable instruments; funds for establishment and maintenance of commissary service; uniforms; furniture; household furniture and furnishings, except as provided by the Act of May 7, 1926, as amended (22 U. S. C. 292-299), for Government-owned or rented buildings without regard to section 3709 of the Revised Statutes; maintenance and rental of launch for embassy in Turkey, not exceeding \$3,500, including personnel for operation; rent and other expenses for despatch agencies established by the Secretary of State; traveling expenses, including the transportation of members of families and personal effects of diplomatic officers, [or] Foreign Service officers [acting as chargé d'affaires], and other officers and employees of the Foreign Service, in traveling to seats of government at which they are [accredited] assigned other than the city of usual [residence]; assignment and returning to the city of usual [residence]; assignment; travel of diplomatic couriers carrying confidential official mail, without regard to section 10 of the Act of March 3, 1933 (47 Stat. 1516); loss by exchange; radio broadcasting; payment in advance for subscriptions to commercial information, telephone and other similar services, including telephone service in residences as authorized by the Act of April 30, 1940 (31 U. S. C. 679); burial expenses and expenses in connection with last illness and death of certain native employees, as authorized by and in accordance with the Act of July 15, 1939 (5 U. S. C. 118f); expenses of vice consulates and consular agencies for any of the foregoing objects; allowances for special instruction, education, and individual training of officers and employees of the Foreign Service at home and abroad, not to exceed \$50,000; cost, not exceeding \$500 per annum each, of the tuition of officers of the Foreign Service assigned for the study of foreign languages; for relief, protection, and burial of American seamen, and alien seamen as authorized by [Public Law 17, approved] the Act of March 24, 1943 (57 Stat. 45), in foreign countries and in Territories and insular possessions of the United States, and for expenses which may be incurred in the acknowledgment of the services of [masters] officers and crews of foreign vessels and aircraft in rescuing American seamen, airmen, or citizens from shipwreck or other catastrophe [at sea] abroad; for expenses of maintaining in Egypt, Ethiopia, Morocco, and Muscat, institutions for incarcerating American convicts and persons declared insane by any consular court, rent of quarters for prisons, ice and drinking water for prison purposes, and for the expenses of keeping, feeding, and transportation of prisoners and

**FOREIGN SERVICE—Continued**

**Contingent Expenses, Foreign Service—Continued**

persons declared insane by any consular court in Egypt, Ethiopia, Morocco, and Muscat; for every expenditure requisite for or incident to the bringing home from foreign countries of persons charged with crime as authorized by section 5275 of the Revised Statutes (18 U. S. C. 659); and such other miscellaneous expenses as may be necessary: **[\$8,260,000] \$7,642,000: Provided,** That this appropriation shall be available for reimbursement of appropriations for the Navy Department for materials, supplies, equipment, and services furnished by the Navy Department, including pay, subsistence, allowances, and transportation of enlisted men of the Navy and Marine Corps who may be assigned by the Secretary of the Navy, upon request of the Secretary of State, to embassies, legations, or consular offices of the United States located in foreign countries: *Provided further,* That reimbursements incident to the maintenance of commissary service authorized under this head shall be credited to the appropriation for this purpose current at the time obligations are incurred or such amounts are received: *Provided further,* That a detailed report shall be made to Congress annually of the receipts and expenditures of said commissary service. (22 U. S. C. 16, 89, 129, 174, 175, 291, 296; 46 U. S. C. 653-682; Act of May 21, 1945, Public Law 61; Act of Dec. 28, 1945, Public Law 269.)

Estimate 1947, **\$7,642,000**      Appropriated 1946, **\$9,220,000**

\* Includes \$900,000 appropriated in the First Deficiency Appropriation Act, 1946.

By objects	Obligations		
	Estimate, 1947	Estimate, 1946	Actual, 1945
02 Travel.....	\$1,260,394	\$1,600,697	\$961,742
03 Transportation of things.....	324,811	344,311	284,541
04 Communication services.....	3,860,000	4,882,007	3,041,324
05 Rents and utility services.....	51,000	54,913	35,359
06 Engraving.....	1,200	1,200	2,113
07 Other contractual services.....	723,816	746,783	428,910
08 Supplies and materials.....	384,540	594,347	481,696

By objects	Obligations		
	Estimate, 1947	Estimate, 1946	Actual, 1945
09 Equipment.....	\$996,174	\$934,000	\$1,096,806
11 Grants, subsidies, and contributions.....	39,065	60,742	16,410
13 Refunds, awards, and indemnities.....	1,000	1,000	55
Grand total obligations.....	7,642,000	9,220,000	6,348,956
Received by transfer from "Salaries, Foreign Service officers".....			-50,000
Net total obligations.....	7,642,000	9,220,000	6,298,956
Estimated savings, unobligated balance.....			1,044
Total estimate or appropriation.....	7,642,000	9,220,000	6,300,000
<b>BY PROJECTS OR FUNCTIONS</b>			
1. Telegrams, cablegrams, and radio broadcasts in code.....	\$3,243,000	\$4,114,970	\$2,736,119
2. Travel by couriers.....	962,634	1,300,400	791,175
3. General operating expenses, field.....	1,499,164	1,500,070	1,268,034
4. Purchase of supplies and equipment in the United States for field use and postage, freight, repairs, and other expenses paid by the Department.....	1,447,478	1,662,760	941,338
5. Repairs to Government-owned buildings.....	189,724	221,300	74,160
6. Tuition for language and special training of Foreign Service officers.....	26,000	50,000	6,826
7. Burial expenses of miscellaneous employees.....	500	500	112
8. Awards for rescues at sea.....	1,000	1,000	55
9. Relief of seamen.....	15,000	15,000	15,000
10. Bringing home criminals.....	2,000	500	24
11. Automobiles for diplomatic missions.....	56,000	31,500	35,274
12. Utility automobiles and trucks.....	189,500	42,000	250,839
13. Establishment of commissary.....		200,000	150,000
14. Radio bulletins.....	10,000	80,000	80,000
Grand total obligations.....	7,642,000	9,220,000	6,348,956
Adjustments (see objects schedule for detail).....			-48,956
Total estimate or appropriation.....	7,642,000	9,220,000	6,300,000

Statement of proposed expenditures for purchase, maintenance, repair, and operation of passenger-carrying vehicles for the fiscal year ending June 30, 1947

**FOREIGN SERVICE**

Appropriation	Vehicles (motor unless otherwise indicated) to be purchased		Old vehicles to be exchanged		Net cost of vehicles to be purchased	Old vehicles still to be used	Total maintenance, repair, and operation, all vehicles	Public purpose and users
	Number	Gross cost	Number	Allowance (estimated)				
Contingent expenses, Foreign Service.....						1	\$3,500	Launch for the embassy at Istanbul, for local transportation of the Ambassador and embassy personnel. Official cars for diplomatic missions and utility cars at posts where public transportation facilities are inadequate.
Do.....	1152	\$221,300			\$221,300	427	230,866	
Total.....	152	\$221,300			221,300	428	234,366	

<sup>1</sup> Includes 30 station wagons.

Not to exceed 10 per centum of any of the foregoing appropriations under the caption "Foreign Service" may be transferred, with the approval of the Bureau of the Budget, to any other foregoing appropriation or appropriations under such caption in the same fiscal year, but no appropriation shall be increased more than 10 per centum thereby: *Provided,* That all such transfers shall be set forth in the Budget for the subsequent fiscal year. (Submitted.)

**Foreign Service Buildings Fund—**

Foreign Service buildings fund: For the purpose of carrying into effect the provisions of the Act of May 25, 1938, entitled "An Act to provide additional funds for buildings for the use of the diplomatic and consular establishments of the United States" (22 U. S. C. 295a), including the initial alterations, repair, and furnishing of buildings acquired under said Act, \$1,000,000. (22 U. S. C. 292-299; Act of May 21, 1945, Public Law 61.)

Estimate 1947, **\$1,000,000**      Appropriated 1946, **\$1,000,000**

By objects	Obligations		
	Estimate, 1947	Estimate, 1946	Actual, 1945
01 Personal services (net).....	\$20,000	\$20,000	\$17,109
<b>OTHER OBLIGATIONS</b>			
02 Travel.....	5,000	5,000	1,701
09 Equipment.....	33,500	7,413	20,977

By objects	Obligations		
	Estimate, 1947	Estimate, 1946	Actual, 1945
<b>OTHER OBLIGATIONS—continued</b>			
10 Lands and structures.....	\$1,607,368	\$1,191,870	\$126,822
Total other obligations.....	1,645,868	1,204,283	149,500
Grand total obligations.....	1,665,868	1,224,283	166,606
Prior year balance available in 1945.....			-836,760
1945 balance available in 1946.....		-890,151	+890,151
1946 balance available in 1947.....	-665,868	+665,868	
Total estimate or appropriation.....	1,000,000	1,000,000	220,000

**Emergencies Arising in the Diplomatic and Consular Service—**

Emergencies arising in the Diplomatic and Consular Service: To enable the [President] Secretary of State to meet unforeseen emergencies arising in the Diplomatic and Consular Service, to be expended pursuant to the requirement of section 291 of the Revised Statutes (31 U. S. C. 107), **[\$17,500,000] \$9,500,000**, of which not to exceed \$25,000 shall, in the discretion of the [President] Secretary of State, be available for personal services in the District of Columbia: *Provided,* That all refunds, repayments, or other credits on account of funds disbursed under this head shall be credited to the appropriation for this purpose current at the time obligations are incurred or such amounts are received: *Provided further,* That the Secretary of State may delegate to subordinate officials the authority



vested in him by section 291 of the Revised Statutes pertaining to certification of expenditures. (Act of May 21, 1945, Public Law 61.)

Estimate 1947, \$9,500,000      Appropriated 1946, \$17,500,000

By objects	Obligations		
	Estimate, 1947	Estimate, 1946	Actual, 1945
Unvouchered.....			\$15,500,000
Prior year appropriation available in 1945.....	\$9,500,000	\$17,500,000	-9,500,000
Total estimate or appropriation.....	9,500,000	17,500,000	6,000,000

During the continuance of the present war and for six months after its termination, American citizens holding positions in the Foreign Service of the United States and who on account of emergency conditions abroad are unable properly to serve the United States at their regular posts of duty may be assigned to the Department of State to perform temporary services in that Department or to be detailed for temporary services of comparable importance, difficulty, responsibility, and value in any other department or agency of the United States, in cases where there is found to be a need of services for the performance of which such persons have the requisite qualifications. The salaries of such persons shall, notwithstanding the provisions of any other law, continue to be paid during the periods of such assignments from the appropriations under the caption "Foreign Service" in the Department of State Appropriation Act for the fiscal year 1946. (Act of May 21, 1945, Public Law 61.)

Total, Foreign Service, annual appropriations, general account:

Estimate 1947, \$53,177,300      Appropriated 1946, \$61,438,800

INTERNATIONAL OBLIGATIONS

United States Contributions to International Commissions, Congresses, and Bureaus—

United States contributions to international commissions, congresses, and bureaus: For payment of the annual contributions, quotas, and expenses, including loss by exchange in discharge of the obligations of the United States in connection with international commissions, congresses, bureaus, and other objects, in not to exceed the respective amounts as follows: Pan American Union, \$301,219.88; \$276,049.70, including not to exceed \$20,000 for printing and binding; participation by the United States in the work of the Bureau of Interparliamentary Union for Promotion of International Arbitration, \$10,000 as authorized by Public Law 170, approved June 28, 1935, \$20,000; Pan American Sanitary Bureau, \$62,493.31; \$56,899.93; Bureau of International Telecommunication Union, Radio Section, \$8,215; Inter-American Radio Office, \$6,377.50; Government of Panama, \$430,000; International Hydrographic Bureau, \$2,286.90; \$9,147.60; Inter-American Trade-Mark Bureau, \$14,330.20; International Bureau for Protection of Industrial Property, \$2,490.08; Gorgas Memorial Laboratory, \$50,000; American International Institute for the Protection of Childhood, \$3,200, including not to exceed \$1,200 for traveling expenses of the United States member of the Council of the American International Institute for the Protection of Childhood in attending the annual meeting of the Council; \$2,000; International Map of the World on the Millionth Scale, \$50; International Penal and Penitentiary Commission, \$3,260.87, including not to exceed \$800 for the necessary expenses of the Commissioner to represent the United States on the Commission at its annual meetings, personal services without regard to the Classification Act of 1923, as amended, printing and binding, traveling expenses, and such other expenses as the Secretary of State may deem necessary; \$4,922; International Labor Organization, \$547,638.90, including not to exceed \$15,000 for the expenses of participation by the United States in the meetings of the General Conference and of the Governing Body of the International Labor Office and in such regional, industrial, or other special meetings, as may be duly called by such Governing Body, including personal services, in the District of Columbia and elsewhere, rent, traveling expenses, purchase of books, documents, newspapers, periodicals, and charts, stationery, official cards, printing and binding, entertainment, hire, maintenance, and operation of motor-propelled passenger-carrying vehicles, and such other expenses as may be authorized by the Secretary of State; \$497,000; Implementing the Narcotics Convention of 1931, \$15,681.60; International Council of Scientific Unions and Associated Unions, as follows: International Council of Scientific Unions, \$32.67; International Astronomical Union, \$1,045.44; International

Union of Geodesy and Geophysics, \$3,920.40; International Scientific Radio Union, \$392.04; in all, \$5,390.55; Pan American Institute of Geography and History, \$10,000; Inter-American Coffee Board, \$8,000; Inter-American Indian Institute, \$4,800; Inter-American Institute of Agricultural Sciences, \$156,233.26; \$142,249.83; Inter-American Statistical Institute, \$29,300; \$31,792.17; Inter-American Financial and Economic Advisory Committee, \$22,808.45 or its successor, \$25,000; and participation by the United States in the Emergency Advisory Committee for Political Defense, as authorized by Public Law 80, approved June 19, 1943, \$96,623.50; \$105,519; International Bureau of Weights and Measures, \$7,350.75; International Technical Committee of Aerial Legal Experts, \$326.70; International Office of Public Health, \$5,104.68; International Statistical Bureau at The Hague, \$2,500; International Bureau for Publication of Customs Tariffs, \$2,232.53; and Food and Agriculture Organization of the United Nations, \$1,250,000; in all, \$1,790,400; \$2,977,100, together with such additional sums, due to increase in rates of exchange as the Secretary of State may determine and certify to the Secretary of the Treasury to be necessary to pay, in foreign currencies, the quotas and contributions required by the several treaties, conventions, or laws establishing the amount of the obligation.

For additional amounts for "United States contributions to international commissions, congresses, and bureaus", fiscal year 1946, for payment of the annual contributions, quotas, and expenses, in accordance with the provisions under this head in the Department of State Appropriation Act for said fiscal year, as follows:

International Bureau of Weights and Measures, \$14,701.50; International Technical Committee of Aerial Legal Experts, \$7,153.40, of which \$6,500 shall be available for expenses of participation as authorized by the Act of August 7, 1935, as amended (49 U. S. C. 231.)

United States contributions to international commissions, congresses, and bureaus: For an additional amount, fiscal year 1946, for "United States contributions to international commissions, congresses, and bureaus", as follows: International Bureau of Weights and Measures, \$29,403; International Office of Public Health, \$10,209.36; Inter-American Statistical Institute, \$1,947; Food and Agriculture Organization of the United Nations, \$577,500; International Labor Organization, \$80,000, to be available for the expenses of participation by the United States in the meetings of the General Conference and of the Governing Body of the International Labor Organization and in such regional, industrial, or other special meetings, as may be duly called by such Governing Body, including the objects specified for these purposes in the Department of State Appropriation Act, 1946; in all, \$699,059.36. (1) Treaty of Feb. 20, 1928; 22 U. S. C. 264; 44 U. S. C. 282; (2) 22 U. S. C. 276, 276a; (3) treaties of Oct. 14, 1905, 35 Stat. 2094; Nov. 14, 1924, 44 Stat. 2041; (4) treaties of Nov. 3, 1906, 37 Stat. 1565; July 5, 1912, 37 Stat. 1569; Nov. 25, 1927, 45 Stat. 2841; Dec. 9, 1932, 49 Stat. 2391; (5) treaty of Dec. 15, 1937, 53 Stat. 1576; (6) treaties of Nov. 18, 1903, 33 Stat. 2238; Mar. 2, 1936, 53 Stat. 1818; (7) 22 U. S. C. 275; (8) treaties of Mar. 20, 1883, 25 Stat. 1378; Nov. 6, 1925, 47 Stat. 1809; June 2, 1934, 53 Stat. 1748; (9) 22 U. S. C. 278, 278a, 278b; (10) 22 U. S. C. 269b; (11) 22 U. S. C. 269a; (12) 22 U. S. C. 263; (13) 22 U. S. C. 271; (14) convention of July 13, 1931, 48 Stat. 1543; (15) 22 U. S. C. 274; (16) 22 U. S. C. 273; (17) convention of Nov. 28, 1940, 18 Stat. 1520; (18) convention of Nov. 29, 1940; (19) convention of Jan. 15, 1944; (20) Act of Jan. 27, 1942, Public Law 417; (21) Act of June 19, 1943, Public Law 79; (22) Act of June 19, 1943, Public Law 80; (23) treaties of May 20, 1875, 20 Stat. 714; Oct. 6, 1921, 43 Stat. 1687; (24) 49 U. S. C. 231; (25) treaties of Dec. 3, 1903, 35 Stat. 1770; Dec. 9, 1907, 35 Stat. 2061; (26) 22 U. S. C. 269c; (27) treaty of July 5, 1890, 26 Stat. 1520; (28) Act of July 31, 1945, Public Law 174; Act of May 21, 1945, Public Law 61; Act of July 5, 1945, Public Law 132; Act of Dec. 28, 1945, Public Law 269.)

Estimate 1947, \$2,977,100      Appropriated 1946, \$2,511,314

By objects	Obligations		
	Estimate, 1947	Estimate, 1946	Actual, 1945
<b>PERSONAL SERVICES, DEPARTMENTAL</b>			
Professional services:	Man- Total	Man- Total	Man- Total
Grade 7. Range \$7,175 to \$8,225:	years salary	years salary	years salary
Liaison officer.....	1 \$7,175	0.5 \$3,583	.....
Grade 5. Range \$5,180 to \$6,020:			
Legal assistant.....	1 5,180	0.5 2,590	.....
Grade 4. Range \$4,300 to \$5,150:			
General informational assistant.....	1 4,300	0.5 2,150	.....
Clerical, administrative, and fiscal service:			
Grade 5. Range \$2,320 to \$2,980.....	1 2,320	0.5 1,160	.....
Grade 4. Range \$2,100 to \$2,496.....	1 2,100	0.5 1,050	.....
Total permanent, departmental.....	5 21,075	2.5 10,538	.....

INTERNATIONAL OBLIGATIONS—Continued

United States Contributions to International Commissions, Congresses, and Bureaus—Continued

By objects	Obligations					
	Estimate, 1947		Estimate, 1946		Actual, 1945	
	Man-years	Total salary	Man-years	Total salary	Man-years	Total salary
<b>PERSONAL SERVICES, FIELD</b>						
Professional service:						
Grade 8. Range \$8,750 to \$9,800:						
Member from United States	1	\$9,800	0.8	\$7,840	0.8	\$6,750
Grade 7. Range \$7,175 to \$8,225:						
Advisor and alternate member	1	7,175	0.8	5,740		
Grade 5. Range \$5,180 to \$6,020:						
Advisor on legal matters					0.5	2,300
Clerical, administrative, and fiscal service:						
Grade 7. Range \$2,980 to \$3,640:	1	2,980	0.8	2,384	0.2	419
Grade 5. Range \$2,320 to \$2,980:	1	2,430	1	2,430	1	2,100
Grade 3. Range \$1,902 to \$2,298:	1	1,902	0.8	1,629		
Unclassified	1	510	1	510	1	510
Total permanent, field	6	24,797	5.2	20,533	3.5	12,079
Temporary employment, field					0.1	115
Overtime pay, field						876
All personal services, field	6	24,797	5.2	20,533	3.6	13,070
Total, departmental and field	11	45,872	7.7	31,071	3.6	13,070
Allowances for living quarters		4,350		3,480		974
Cost of living allowances		2,860		2,288		220
01 Personal services (net)	11	53,082	7.7	36,839	3.6	14,264
<b>OTHER OBLIGATIONS</b>						
02 Travel		16,483		117,116		4,170
03 Transportation of things						127
04 Communication services		2,000		2,000		264
05 Rents and utility services		1,750		1,750		675
06 Printing and binding		200		200		
07 Other contractual services		1,185		1,400		422
08 Supplies and materials		500		500		54
09 Equipment		319		319		
11 Grants, subsidies, and contributions		2,901,581		2,340,442		1,335,427
Total other obligations		2,924,018		2,463,727		1,341,139
Grand total obligations		2,977,100		2,500,566		1,355,493
Estimated savings, unobligated balance				10,748		75,685
Total estimate or appropriation		2,977,100		2,511,314		1,431,088
<b>BY PROJECTS OR FUNCTIONS</b>						
1. Pan American Union		\$276,050		\$301,220		\$297,986
2. Bureau of Interparliamentary Union for Promotion of International Arbitration		20,000		10,000		10,000
3. Pan American Sanitary Bureau		56,900		62,493		61,774
4. Bureau of International Telecommunication Union, Radio Section		8,215		8,215		8,215
5. Inter-American Radio Office		6,377		6,377		5,682
6. Payment to Government of Panama		430,000		430,000		430,000
7. International Hydrographic Bureau		9,147		2,286		100
8. Inter-American Trade-Mark Bureau				3,583		14,277
9. International Bureau for Protection of Industrial Property		2,490		2,490		2,490
10. Gorgas Memorial Laboratory		50,000		50,000		50,000
11. American International Institute for the Protection of Childhood		2,000		3,200		3,200
12. Central Bureau of the International Map of the World on the Millionth Scale		50		50		50
13. International Penal and Penitentiary Commission		4,922		3,261		2,461
14. International Labor Organization		497,000		627,639		249,400
15. Implementing the Narcotics Limitation Convention of 1931		15,682		15,682		15,682
16. International Council of Scientific Unions and Associated Unions		5,391		5,391		5,391
17. Pan American Institute of Geography and History		10,000		10,000		10,000
18. Inter-American Coffee Board		8,000		8,000		8,000
19. Inter-American Indian Institute		4,800		4,800		4,800
20. Inter-American Institute of Agricultural Sciences		142,250		156,233		90,088
21. Inter-American Statistical Institute		31,792		31,247		23,143
22. Inter-American Financial and Economic Advisory Committee (Inter-American Economic and Social Council)		23,000		22,808		21,621
23. Emergency Advisory Committee for Political Defense		105,519		96,624		41,043
24. International Bureau of Weights and Measures		7,351		44,105		
25. International Technical Committee of Aerial Legal Experts		327		7,153		
26. International Office of Public Health		5,105		10,209		
27. International Statistical Bureau at The Hague		2,500				

By projects or functions	Obligations		
	Estimate, 1947	Estimate, 1946	Actual, 1945
28. International Bureau for Publication of Customs Tariffs	\$2,232		
29. Food and Agriculture Organization of the United Nations	1,250,000	\$577,500	
Grand total obligations	2,977,100	2,500,566	\$1,355,493
Adjustments (see objects schedule for detail)		+10,748	+75,685
Total estimate or appropriation	2,977,100	2,511,314	1,431,088

International Activities—

International [conferences (emergency)] activities; For all necessary expenses, without regard to section 3709 of the Revised Statutes, of participation by the United States, upon approval by the Secretary of State, in international activities which arise from time to time in the conduct of foreign affairs and for which specific appropriations have not been provided pursuant to treaties, conventions, or special Acts of Congress, including personal services in the District of Columbia or elsewhere without regard to civil-service and classification laws; employment of aliens; travel expenses without regard to the Standardized Government Travel Regulations and the Subsistence Expense Act of 1926, as amended; transportation of families and effects under such regulations as the Secretary of State may prescribe; stenographic and other services; rent of quarters by contract or otherwise; hire, maintenance, and operation of passenger automobiles; purchase or rental of equipment, purchase of supplies, books, maps, periodicals and newspapers; transportation of things; contributions for the share of the United States in expenses of international organizations; printing and binding without regard to section 11 of the Act of March 1, 1919 (44 U. S. C. 111); entertainment; and representation allowances as authorized by the Act of February 23, 1931, as amended (22 U. S. C. 12, 23c): [\$1,500,000, of which \$400,000 shall be immediately available] \$4,500,000. (Act of May 21, 1945, Public Law 61, Act of Dec. 28, 1945, Public Law 269.)

Estimated 1947, \$4,500,000

Appropriated 1946, \$4,250,000

\* Includes \$2,750,000 appropriated in the First Deficiency Appropriation Act, 1946.

By objects	Obligations		
	Estimate, 1947	Estimate, 1946	Actual, 1945
01 Personal services (net)	\$600,000	\$600,000	\$376,012
<b>OTHER OBLIGATIONS</b>			
02 Travel	1,840,000	1,750,000	803,073
03 Transportation of things	67,500	50,000	24,616
04 Communication services	127,500	75,000	47,813
05 Rents and utility services	600,000	300,000	227,993
06 Printing and binding	135,000	80,000	51,795
07 Other contractual services	300,500	100,000	108,408
08 Supplies and materials	203,000	75,000	86,092
09 Equipment	180,000	75,000	84,957
11 Grants, subsidies, and contributions	446,500	745,000	57,500
Total other obligations	3,900,000	3,250,000	1,492,247
Grand total obligations	4,500,000	3,850,000	1,868,259
Transferred to "Conference of Allied Ministers of Education in London" 1946 appropriation obligated in 1945		+400,000	+31,741
Total estimate or appropriation	4,500,000	4,250,000	1,500,000

Arbitration of Claim Between the United States and the Netherlands—

[Arbitration of claim, by the United States and the Netherlands: For the expenses of the arbitration under the convention between the United States and the Netherlands, signed March 18, 1938, of a claim which arose in November 1917, as a result of the requisition by the Government of the United States of certain military supplies of the Government of the Netherlands, including the share of the United States of the honorarium of the neutral arbitrator and of other joint expenses of the two governments; stenographic reporting and translating services, by contract if deemed necessary without regard to section 3709 of the Revised Statutes; books and documents; official

cards; fiscal year 1946, \$17,000.] (Act of July 5, 1945, Public Law 132.)

Appropriated 1946, \$17,000

By objects	Obligations		
	Estimate, 1947	Estimate, 1946	Actual, 1945
01 Personal services (net).....		\$5,250	
<b>OTHER OBLIGATIONS</b>			
02 Travel.....		9,750	
07 Other contractual services.....		2,000	
Total other obligations.....		11,750	
Total estimate or appropriation.....		17,000	

**Intergovernmental Committee on Refugees—**

【Intergovernmental Committee on Refugees: For expenses necessary for the participation by the United States in the work of the Intergovernmental Committee on Refugees, including the contribution by the United States of its share in the expenses of said committee up to and including December 31, 1945; personal services in the District of Columbia; and salary of the United States representative at not to exceed \$10,000 per annum; travel expenses without regard to the Standardized Government Travel Regulations and the Subsistence Expense Act of 1926, as amended; fiscal year 1946, \$4,500,000.】

【Intergovernmental Committee on Refugees: The appropriation "Intergovernmental Committee on Refugees" in the Second Deficiency Appropriation Act, 1945, is hereby continued available until April 1, 1946.】 (Act of July 5, 1945, Public Law 132; Act of Dec. 28, 1945, Public Law 269.)

Appropriated 1946, \$4,500,000

By objects	Obligations		
	Estimate, 1947	Estimate, 1946	Actual, 1945
11 Grants, subsidies, and contributions. Received by transfer from "Emergency fund for the President, national defense".....		\$4,500,000	\$1,500,000
Total estimate or appropriation.....		4,500,000	-1,500,000

**Salaries and Expenses, International Boundary Commission, United States and Mexico—**

【Salaries and expenses, International Boundary Commission, United States and Mexico: For expenses of meeting the obligations of the United States under the treaties of 1884, 1889, 1905, 1906, and 1933 between the United States and Mexico, and of compliance with the Act approved August 19, 1935, as amended (49 Stat. 660, 1370), operation and maintenance of the Rio Grande rectification, canalization, flood control, and western land boundary fence projects; construction and operation of gaging stations where necessary and their equipment; personal services in the District of Columbia and elsewhere; rent; fees for professional or expert services at rates and in amounts to be determined by the Secretary of State; expenses of attendance at meetings which, in the discretion of the Commissioner, may be necessary for the efficient discharge of the responsibilities of the Commission (not to exceed \$500); traveling expenses; printing and binding; lawbooks and books of reference; subscriptions to foreign and domestic newspapers and periodicals; purchase (not exceeding six), maintenance, repair, and operation of motor-propelled passenger-carrying vehicles, machinery and equipment and parts thereof, and map-reproduction machines; hire with or without personal services, of work animals, and animal-drawn and motor-propelled vehicles and equipment; acquisition by donation, purchase, or condemnation, of real and personal property, including expenses of abstracts and certificates of title (not to exceed \$1,500); reimbursement to other agencies of the Government for expenses incurred by them in connection with the making of maps or making of photographs by airplane; purchase of rubber boots and waders, asbestos gloves and welders' goggles, for official use of employees; purchase of ice and drinking water; inspection of equipment, supplies, and materials by contract; advertising in newspapers and technical publications without regard to section 3828 of the Revised Statutes; drilling and testing of foundations and dam sites, by contract if deemed necessary, purchase in the field of planographs and lithographs, and leasing of private property to remove therefrom sand, gravel, stone, and other materials, without regard to section 3709 of the Revised Statutes (41 U. S. C. 5); equipment and such other miscellaneous expenses as the Secre-

tary of State may deem proper; \$400,000.】 (Act of May 21, 1945, Public Law 61; Act of Dec. 28, 1945, Public Law 269.)

Appropriated 1946, \$575,000

\* Includes \$175,000 appropriated in the First Deficiency Appropriation Act, 1946.

NOTE.—The appropriation under the above title has been transferred to and estimated for under "Salaries and expenses, International Boundary and Water Commission, United States and Mexico." For comparative purposes the amounts available for 1945 and 1946 are shown in the schedule as transfers.

By objects	Obligations		
	Estimate, 1947	Estimate, 1946	Actual, 1945
Transferred to "Salaries and expenses, International Boundary and Water Commission, United States and Mexico".....			
Excess of obligations over appropriation due to Public Law 100.....		+\$636,500	+\$383,000
Total estimate or appropriation.....		575,000	383,000

**INTERNATIONAL BOUNDARY AND WATER COMMISSION,  
UNITED STATES AND MEXICO**

For all expenses necessary to enable the United States to meet its obligations under the treaties of 1884, 1889, 1905, 1906, 1933, and 1944 between the United States and Mexico, and to comply with the Act approved August 19, 1935, as amended (49 Stat. 660, 1370), including operation and maintenance of the Rio Grande rectification, canalization, flood control, bank protection, boundary fence, and sanitation projects; examinations, preliminary surveys, and investigations; detail plan preparation and construction (including surveys and operation and maintenance and protection during construction); and Rio Grande emergency flood protection; construction and operation of gaging stations; purchase of map-reproduction machines and other equipment and machinery; personal services in the District of Columbia and elsewhere; fees for professional or expert services at rates and in amounts to be determined by the Secretary of State; travel expenses, including, in the discretion of the Commissioner, expenses (not to exceed \$500) of attendance at meetings of organizations concerned with the activities of the International Boundary and Water Commission which may be necessary for the efficient discharge of the responsibilities of the Commission; printing and binding; lawbooks, books of reference, and periodicals; newspapers; purchase (not exceeding nineteen), maintenance, repair, and operation of passenger automobiles; hire, with or without personal services, of work animals, and animal-drawn and motor-propelled vehicles and equipment; acquisition by donation, purchase, or condemnation, of real and personal property, including expenses of abstracts and certificates of title; purchase of rubber boots and waders, asbestos gloves, and welders' goggles, for official use of employees; purchase of ice and drinking water; inspection of equipment, supplies, and materials by contract; advertising in newspapers and technical publications without regard to section 3828 of the Revised Statutes; drilling and testing of foundations and dam sites, by contract if deemed necessary, purchase of planographs and lithographs, and leasing of private property to remove therefrom sand, gravel, stone, and other materials, without regard to section 3709 of the Revised Statutes (41 U. S. C. 5); as follows:

**Salaries and Expenses, International Boundary and Water Commission, United States and Mexico—**

Salaries and expenses: For salaries and expenses, regular boundary activities, including examinations, preliminary surveys, and investigations, \$910,000. (Treaties Feb. 2, 1848, 9 Stat. 927; Dec. 30, 1855, 10 Stat. 1031; Nov. 12, 1884, 24 Stat. 1011; Mar. 1, 1889, 26 Stat. 1513; Nov. 21, 1900, 31 Stat. 1936; Mar. 20, 1905, 35 Stat. 1863; May 21, 1906, 34 Stat. 2593; Feb. 1, 1933, 48 Stat. 1621; 22 U. S. C. 277-277e; Act of May 21, 1945, Public Law 61.)

Estimate 1947, \$910,000

\* Transferred from "Salaries and expenses, International Boundary Commission, United States and Mexico." For comparative purposes the amounts available for 1945 and 1946 are shown in the schedule as transfers.

By objects	Obligations					
	Estimate, 1947		Estimate, 1946		Actual, 1945	
<b>PERSONAL SERVICES, FIELD</b>						
Professional service:	Man-	Total	Man-	Total	Man-	Total
Grade 9. In excess of \$9,800:	years	salary	years	salary	years	salary
Commissioner.....	1	\$10,000	1	\$10,000	1	\$10,000
Grade 7. Range \$7,175 to \$8,225:						
Consulting engineer.....	1	7,700	1	7,700	1	6,373
Grade 6. Range \$6,230 to \$7,070:						
Counsel.....	1	6,230	1	6,230		
Grade 5. Range \$5,180 to \$6,020:						
Counsel.....					1	4,800

INTERNATIONAL OBLIGATIONS—Continued

INTERNATIONAL BOUNDARY AND WATER COMMISSION, UNITED STATES AND MEXICO—continued

Salaries and Expenses, International Boundary and Water Commission, United States and Mexico—Continued

By objects	Obligations					
	Estimate, 1947		Estimate, 1946		Actual, 1945	
<b>PERSONAL SERVICES, FIELD—continued</b>						
Professional service—Continued.						
Grade 5. Range \$5,180 to \$6,020—Con. Superintendent of operation and maintenance.....	1	\$5,600	1	\$5,548	1	\$4,608
Engineer.....	2	10,780				
Grade 4. Range \$4,300 to \$5,180:						
Hydraulic engineer.....	2	9,700	2	9,571	1.2	5,033
Engineer, office.....	1	4,960	1	4,905	1	4,008
Engineer, field.....	2	9,480	1	4,740	1	4,000
Engineer.....	3	13,120	1	4,426	1	3,800
Grade 3. Range \$3,640 to \$4,300:						
Engineer.....	3	11,260	2	7,528	1	3,325
Engineer, field.....	1	3,860				
Hydraulic engineer.....	1	3,750	1	3,649	0.9	2,883
Grade 2. Range \$2,980 to \$3,640.....	4	12,800	4	12,624	1	2,588
Grade 1. Range \$2,320 to \$2,980.....	2	5,300	1	2,953	1	2,475
Clerical, administrative, and fiscal service:						
Grade 12. Range \$5,180 to \$6,020: Administrative officer and chief clerk.....	1	5,600	1	5,547	1	4,655
Grade 11. Range \$4,300 to \$5,180: Accountant.....	1	4,520	1	4,520	0.1	158
Purchasing officer.....	1	4,520				
Grade 9. Range \$3,640 to \$4,300: Accountant.....					1	3,642
Grade 8. Range \$3,310 to \$3,970.....	1	3,420	1	3,319	0.1	121
Grade 7. Range \$2,980 to \$3,640.....	3	9,270	2.6	9,270	1.4	3,671
Grade 6. Range \$2,650 to \$3,310.....	1	2,650			0.6	1,400
Grade 5. Range \$2,320 to \$2,980.....	8	19,990	6	14,865	4.8	10,026
Grade 4. Range \$2,100 to \$2,496.....	6	13,062	4	8,461	3.6	6,449
Grade 3. Range \$1,902 to \$2,298.....	4	7,806	3	5,750	1	1,621
Grade 2. Range \$1,704 to \$2,100.....	4	6,882	1	1,704	1	1,470
Grade 1. Range \$1,506 to \$1,902.....	5	7,530			0.1	177
Subprofessional service:						
Grade 8. Range \$2,980 to \$3,640.....	2	6,730	2	5,960		
Grade 7. Range \$2,650 to \$3,310.....	10	27,710	9	24,748	3.8	9,132
Grade 6. Range \$2,320 to \$2,980.....	12	28,280	7	16,372	1.8	3,683
Grade 5. Range \$2,100 to \$2,496.....	8	16,866	5	10,506	0.3	559
Grade 4. Range \$1,902 to \$2,298.....	10	19,086	5	9,510	1	1,595
Grade 3. Range \$1,704 to \$2,100.....	7	12,126	4	6,948	1.5	2,236
Grade 2. Range \$1,572 to \$1,968.....	4	6,289				
Crafts, protective, and custodial service:						
Grade 10. Range \$2,980 to \$3,640.....	5	16,330	6	18,696	5.7	15,847
Grade 9. Range \$2,650 to \$3,310.....	1	2,760	1	2,760	2.6	6,161
Grade 7. Range \$2,364 to \$2,870.....	3	7,224	1	2,496	1	2,100
Grade 6. Range \$2,166 to \$2,562.....	12	27,708	15	33,579	11.8	23,524
Grade 5. Range \$1,968 to \$2,364.....	6	12,072	1	1,979	2.4	4,029
Grade 4. Range \$1,770 to \$2,166.....	26	48,264	13	23,973	15.6	23,738
Grade 3. Range \$1,572 to \$1,902.....	18	29,571	7	11,650	12.6	16,698
Unclassified.....	96	122,908	90	116,289	40.6	52,656
Total permanent, field.....	280	583,704	202.6	418,776	127.5	248,444
Part-time employment, field.....	3	372	3	372	3.3	411
W. A. E. employment, field.....	0.7	12,000	0.5	6,000	0.1	350
Over-time pay, field.....				15,200		50,940
Night-work differential, field.....		1,500		900		
01 Personal services (net).....	283.7	597,576	206.1	441,248	130.9	299,245
<b>OTHER OBLIGATIONS</b>						
02 Travel.....		10,000		10,000		7,469
03 Transportation of things.....		4,000		2,750		944
04 Communication services.....		5,200		4,950		3,920
05 Rents and utility services.....		10,400		10,000		9,780
06 Printing and binding.....		1,600		1,000		622
07 Other contractual services.....		108,000		64,500		22,054
08 Supplies and materials.....		89,224		81,952		61,358
09 Equipment.....		64,000		20,000		2,572
10 Lands and structures.....		20,000				
Total other obligations.....		312,424		195,152		108,719
Grand total obligations.....		910,000		636,400		407,964
Received by transfer from "Salaries and expenses, International Boundary Commission, United States and Mexico".....				-636,400		-383,000
Reappropriation of prior year balance for 1945.....						-24,964
Total estimate or appropriation.....		910,000				
<b>BY PROJECTS OR FUNCTIONS</b>						
1. Regular activities.....		\$262,000		\$410,200		\$220,000
2. Examination, preliminary surveys, and investigations.....		288,000				
3. Operation and maintenance activities:						
(a) Rectification project.....		100,000		87,000		72,000
(b) Canalization project.....		150,000		130,000		110,000
(c) Flood control project.....		100,000				
(d) Minor projects.....		10,000		9,200		5,964
Grand total obligations.....		910,000		636,400		407,964
Adjustments (see objects schedule for detail).....				-636,400		-407,964
Total estimate or appropriation.....		910,000				

Construction, operation, and maintenance, public works projects: For the construction (including surveys and operation and maintenance and protection during construction) of the following projects under the supervision of the International Boundary Commission, United States and Mexico, United States section, including salaries and wages of employees, laborers, and mechanics; fees for professional or expert services at rates and in amounts to be determined by the Secretary of State; traveling expenses; rents; construction and operation of gaging stations; purchase (not exceeding eight), maintenance, repair, and operation of motor-propelled passenger-carrying vehicles, machinery and equipment and parts thereof, and map-reproduction machines; drilling and testing of foundations and dam sites, by contract if deemed necessary, and purchase in the field of planographs and lithographs and leasing of private property to remove therefrom sand, gravel, stone, and other materials, without regard to the provisions of section 3709 of the Revised Statutes (41 U. S. C. 5); hire, with or without personal services, of work animals and animal-drawn and motor-propelled vehicles and equipment; acquisition by donation, purchase, or condemnation, of real and personal property, including expenses of abstracts and certificates of title; inspection of equipment, supplies, and materials by contract; advertising in newspapers and technical publications without regard to section 3828 of the Revised Statutes; printing and binding; communication services; equipment; purchase of ice, drinking water where suitable drinking water is otherwise unobtainable, rubber boots, waders, asbestos gloves and welders' goggles, for official use of employees, and such other miscellaneous expenses as the Secretary of State may deem necessary. (Act of May 21, 1945, Public Law 61.)

Lower Rio Grande Flood Control, Department of State—

Lower Rio Grande flood-control project: For the United States portion of the project for flood control on the Lower Rio Grande, as authorized by the Act approved August 19, 1935, as amended (49 Stat. 660, 1370), \$750,000, to be immediately available and to be merged with the appropriations for this purpose made available for the fiscal year 1945, to remain available until expended: Provided, That no part of this appropriation shall be expended for construction on any land, site, or easement except such as has been acquired by donation and the title thereto has been approved by the Attorney General of the United States; (Act of May 21, 1945, Public Law 61.)

Appropriated 1946, \$750,000

NOTE.—The appropriation under the above title has been transferred to and estimated for under "Construction, International Boundary and Water Commission, United States and Mexico." For comparative purposes the amounts available for 1945 and 1946 are shown in the schedule as transfers.

By objects	Obligations		
	Estimate, 1947	Estimate, 1946	Actual, 1945
Transferred to "Construction, International Boundary and Water Commission, United States and Mexico".....			
Reappropriation of prior year balance for 1945.....		+ \$961,901	+ \$371,754
1945 balance available in 1946.....		- 211,901	- 583,655
1945 balance available in 1946.....			+ 211,901
Total estimate or appropriation.....		750,000	

Rio Grande Rectification, Department of State—

For supplemental construction on the Rio Grande in the El Paso-Juarez Valley under the convention concluded February 1, 1933, between the United States and Mexico, to be immediately available, and to remain available until expended, \$140,000. (Act of May 21, 1945, Public Law 61.)

Appropriated 1946, \$140,000

NOTE.—The appropriation under the above title has been transferred to and estimated for under "Construction, International Boundary and Water Commission, United States and Mexico." For comparative purposes the amounts available for 1945 and 1946 are shown in the schedule as transfers.

By objects	Obligations		
	Estimate, 1947	Estimate, 1946	Actual, 1945
Transferred to "Construction, International Boundary and Water Commission, United States and Mexico".....			
1946 appropriation obligated in 1945.....		+ \$146,629	+ \$3,171
		- 3,171	- 3,171
Net total obligations.....		149,800	
Excess of obligations over appropriation due to Public Law 106.....		- 9,800	
Total estimate or appropriation.....		140,000	

**Rio Grande Bank Protection Project, Department of State—**

【Rio Grande bank protection project: For the Rio Grande bank protection project in Cameron and Hidalgo Counties, Texas, to be performed in conformity with the provisions of existing treaties with Mexico and in general accordance with the engineering plan contained in the report of the International Boundary Commission, United States and Mexico, dated March 18, 1942, entitled "Report on Rio Grande Bank Protection Project", on file with the Department of State, as authorized by the Act approved August 19, 1935, as amended (22 U. S. C. 277b), including the objects specified under the head "International obligations, construction, operation, and maintenance, Public Works projects", in the Department of State Appropriation Act, 1945, \$50,000, to remain available until expended: *Provided*, That no part of this appropriation shall be expended for construction on any land, site, or easement, except such as has been acquired by donation and the title thereto has been approved by the Attorney General of the United States: *Provided further*, That this appropriation may be expended only for the construction of such portions of said project as the American Commissioner deems necessary for the protection of the property of the United States Government, or of other public utilities, facilities, or organizations, including irrigation water-supply systems: *Provided further*, That no expenditure shall be made hereunder for the protection of other than United States Government property except on the basis or condition that the agency owning or controlling such property shall contribute at least 25 per centum of the actual construction cost thereof in money, labor, or materials, or any combination thereof satisfactory to the American Commissioner, and shall give satisfactory assurances that it will contribute in like manner and proportion to the permanent maintenance and operation of that portion of the project with which it is concerned: *And provided further*, That such money contributions shall be immediately available for expenditure for the purposes hereof.】 (Act of Apr. 25, 1945, Public Law 40.)

NOTE.—The appropriation under the above title has been transferred to and estimated for under "Construction, International Boundary and Water Commission, United States and Mexico." For comparative purposes the amount available for 1946 is shown in the schedule as a transfer.

By objects	Obligations		
	Estimate, 1947	Estimate, 1946	Actual, 1945
Transferred to "Construction, International Boundary and Water Commission, United States and Mexico"			
1945 appropriation available in 1946		+\$50,000	+\$50,000
		-50,000	
Total estimate or appropriation			50,000

**Douglas-Agua Prieta Sanitation Project—**

【Douglas-Agua Prieta sanitation project: For an additional amount for construction of the Douglas-Agua Prieta sanitation project, including the objects specified under this head in the Department of State Appropriation Act, 1943, \$60,000, to remain available until expended.】 (Act of Dec. 28, 1945, Public Law 269.)

Appropriated 1946, \$60,000

By objects	Obligations		
	Estimate, 1947	Estimate, 1946	Actual, 1945
Transferred to "Construction, International Boundary and Water Commission, United States and Mexico"			
1945 balance available in 1946		+\$150,000	
		-90,000	
Total estimate or appropriation		60,000	

**Construction, International Boundary and Water Commission, United States and Mexico—**

Construction: For detail plan preparation and construction of projects authorized by the Convention concluded February 1, 1933, between the United States and Mexico, the Acts approved August 19, 1935, as amended (49 Stat. 660, 1370; 22 U. S. C. 277-277d), August 29, 1935 (49 Stat. 961), June 4, 1936 (49 Stat. 1463), and the projects stipulated in the treaty between the United States and Mexico signed at Washington on February 3, 1944, \$9,790,000, to be immediately available, and to remain available until expended: *Provided*, That no expenditures shall be made for the Lower Rio Grande Flood Control Project for construction on any land, site, or easement in connection with this project except such as has been acquired by donation and the title thereto has been approved by the Attorney General of the United States: *Provided further*, That expenditures for the Rio Grande Bank Protection Project shall be subject to the provisions and conditions contained in the appropriation for said project as provided

by the Act approved April 25, 1945 (Public Law 40): *Provided further*, That expenditures for the Douglas-Agua Prieta Sanitation Project shall be subject to the provisions and conditions contained in the appropriation for this project as provided by the Act approved July 2, 1942 (56 Stat. 477): *Provided further*, That expenditures for the Nogales Sanitation Project and an extension to the Nogales Flood Control Project shall be subject to the same provisions and conditions as to assurances by the city of Nogales, Arizona, as are required of the city of Douglas, Arizona, by this Act in connection with the Douglas-Agua Prieta Sanitation Project: *Provided further*, That no expenditures shall be made for the acquisition of lands or easements for sites for boundary fences except for procurement of abstracts or certificates of title, payment of recording fees, and examination of titles: *Provided further*, That unexpended balances of appropriations for construction under the International Boundary Commission available for the fiscal year 1946 shall be merged with this appropriation and shall continue available until expended.

**Estimate 1947, \* \$9,790,000**

\* Includes \$850,000 transferred from "Lower Rio Grande flood control, Department of State", \$170,000 transferred from "Rio Grande rectification, Department of State"; and \$100,000 transferred from "Rio Grande bank protection project, Department of State." For comparative purposes the amounts available for 1945 and 1946 are shown in the schedule as transfers.

By objects	Obligations				
	Estimate, 1947		Estimate, 1946		Actual, 1945
	Man-years	Total salary	Man-years	Total salary	Man-years salary
<b>PERSONAL SERVICES, FIELD</b>					
Professional service:					
Grade 8. Range \$8,750 to \$9,800:					
Engineer	1	\$8,750			
Grade 6. Range \$6,230 to \$7,070:					
Project engineer	1	7,070	1	\$7,070	1 \$6,400
Grade 5. Range \$5,180 to \$6,020:					
Engineer, field	1	5,180	1	5,180	0.1 192
Engineer	2.3	11,560			
Grade 4. Range \$4,300 to \$5,180:					
Engineer	8.5	36,550			
Engineer, field					1 3,833
Engineer, office	1	4,520	1	4,520	1 3,809
Project attorney	1	4,960	1	4,960	1 4,400
Grade 3. Range \$3,640 to \$4,300:					
Engineer	9.5	34,580	1	3,640	
Engineer, field	3	10,920	3	10,920	0.1 400
Grade 2. Range \$2,980 to \$3,640:					
Engineer	5.8	18,183	4	12,690	5 13,209
Grade 1. Range \$2,320 to \$2,980:					
Clerical, administrative, and fiscal service:	1.7	3,856	1	2,320	
Grade 11. Range \$4,300 to \$5,180:					
Project chief clerk	1	4,300			
Purchasing officer	1	4,300	1	4,300	1 3,499
Grade 10. Range \$3,970 to \$4,630:					
Land agent					0.8 2,900
Grade 9. Range \$3,640 to \$4,300:					
Project chief clerk	1	3,640	1	3,640	1 2,812
Land agent	1	3,640			
Grade 7. Range \$2,980 to \$3,640:					
Engineer	2	5,960	2	5,960	0.3 1,191
Grade 6. Range \$2,650 to \$3,310:					
Engineer	1	2,650	1	2,650	2.3 5,995
Grade 5. Range \$2,320 to \$2,980:					
Engineer	4.5	10,660	3	7,180	1.1 2,350
Grade 4. Range \$2,100 to \$2,496:					
Engineer	7	14,770	5	10,500	3.1 5,530
Grade 3. Range \$1,902 to \$2,298:					
Engineer	10.5	19,989	6	11,430	4.6 7,663
Grade 2. Range \$1,704 to \$2,100:					
Engineer	6	10,224	4	6,835	4.3 6,409
Grade 1. Range \$1,506 to \$1,902:					
Engineer	1	1,506	1	1,506	1 1,260
Subprofessional service:					
Grade 8. Range \$2,980 to \$3,640:					
Engineer	3.5	10,430			
Grade 7. Range \$2,650 to \$3,310:					
Engineer	12.7	33,790	3	7,950	
Grade 6. Range \$2,320 to \$2,980:					
Engineer	12.5	29,303	2	4,750	
Grade 5. Range \$2,100 to \$2,496:					
Engineer	13.2	27,782	2	4,200	0.2 357
Grade 4. Range \$1,902 to \$2,298:					
Engineer	9.2	17,594	4	7,605	
Grade 3. Range \$1,704 to \$2,100:					
Engineer	10	17,172	10.5	18,024	0.2 258
Crafts, protective, and custodial service:					
Grade 10. Range \$2,980 to \$3,640:					
Engineer	5.5	17,380	3	9,490	2 5,575
Grade 9. Range \$2,650 to \$3,310:					
Engineer	3.5	9,825	2	5,740	1 2,558
Grade 8. Range \$2,540 to \$3,200:					
Engineer	1	2,540			
Grade 7. Range \$2,364 to \$2,870:					
Engineer	2.5	6,071	1	2,364	0.5 870
Grade 6. Range \$2,166 to \$2,562:					
Engineer	10.8	24,130	4	9,060	3 5,760
Grade 5. Range \$1,968 to \$2,364:					
Engineer	8.3	16,444	5	9,906	2.3 3,780
Grade 4. Range \$1,770 to \$2,166:					
Engineer	26.2	47,239	14	25,638	12.1 18,688
Grade 3. Range \$1,572 to \$1,902:					
Engineer	24.7	39,110	7	11,334	2 2,700
Grade 2. Range \$1,440 to \$1,770:					
Engineer	3	4,272			
Unclassified	200	259,082	150.8	195,767	82.9 101,581
Total permanent, field	418.4	789,932	245.3	417,132	134.9 213,979
W. A. E. employment, field	0.5	3,900			
Overtime pay, field					14,100 48,490
Night-work differential, field		855		800	
01 Personal services (net)	418.9	794,687	245.3	432,032	134.9 262,469
<b>OTHER OBLIGATIONS</b>					
02 Travel		11,501		1,400	903
03 Transportation of things		245,750		13,403	1,891
04 Communication services		7,840		1,400	1,158
05 Rents and utility services		10,690		7,800	6,447
07 Other contractual services		297,917		80,000	41,667
08 Supplies and materials		957,992		154,308	53,188
09 Equipment		101,848		53,100	7,202
10 Lands and structures		7,361,775		565,090	
Total other obligations		8,995,313		876,498	112,456
Grand total obligations		9,790,000		1,308,530	374,925
Received by transfer from—					
"Rio Grande rectification, Department of State"				-146,629	-3,171



INTERNATIONAL OBLIGATIONS—Continued

INTERNATIONAL BOUNDARY AND WATER COMMISSION, UNITED STATES AND MEXICO—continued

Construction, International Boundary and Water Commission, United States and Mexico—Continued

By objects	Obligations		
	Estimate, 1947	Estimate, 1946	Actual, 1945
Received by transfer from—Continued			
“Lower Rio Grande flood control, Department of State”		-\$961,901	-\$371,754
“Rio Grande bank protection project, Department of State”		-50,000	
“Douglas-Agua Prieta sanitation project, Department of State”		-150,000	
Total estimate or appropriation	\$9,790,000		
<b>BY PROJECTS OR FUNCTIONS</b>			
1. Rio Grande rectification, supplemental (Texas)	\$170,000	\$146,629	\$3,171
2. Lower Rio Grande flood control (Texas)	850,000	961,901	371,754
3. Rio Grande bank protection (Texas)	100,000	50,000	
4. Rio Grande canalization (New Mexico)	125,000		
5. Douglas-Agua Prieta sanitation (Arizona)		150,000	
6. Rio Grande storage dams (Texas)	8,000,000		
7. Western land boundary fence (Arizona, New Mexico, and California)	150,000		
8. Rio Grande border fence (Texas)	150,000		
9. Nogales sanitation (Arizona)	200,000		
10. Detail plan preparation	45,000		
Grand total obligations	9,790,000	1,308,530	374,925
Adjustments (see objects schedule for detail)		-1,308,530	-374,925
Total estimate or appropriation	9,790,000		

Rio Grande Emergency Flood Protection, Department of State—

Rio Grande emergency flood protection: For emergency flood control work, including protection, reconstruction, and repair of all structures under the jurisdiction of the International Boundary and Water Commission, United States and Mexico, threatened or damaged by flood waters of the Rio Grande, which have heretofore been authorized and erected under the provisions of treaties between the United States and Mexico, or in pursuance of Federal laws authorizing improvements on the Rio Grande, \$100,000, to be immediately available, to be merged with the unobligated balance of the appropriation for this purpose in the Department of State Appropriation Act, 1945, and to remain available until expended. (Treaties of Feb. 2, 1848, 9 Stat. 927; Dec. 30, 1853, 10 Stat. 1031; Nov. 12, 1854, 24 Stat. 1011; Mar. 1, 1859, 26 Stat. 1513; Nov. 21, 1900, 31 Stat. 1936; Mar. 20, 1905, 35 Stat. 1863; May 21, 1906, 34 Stat. 2933; Feb. 1, 1933, 48 Stat. 1621; 22 U. S. C. 277-277e; Act of June 28, 1944, Public Law 365.)

Estimate 1947, \$100,000

By objects	Obligations		
	Estimate, 1947	Estimate, 1946	Actual, 1945
07 Other contractual services	\$100,000	\$75,000	\$25,000
1945 balance available in 1946		-75,000	-75,000
Total estimate or appropriation	100,000		100,000

Valley Gravity Canal and Storage Project, Texas (Transfer to State)—

By objects	Obligations		
	Estimate, 1947	Estimate, 1946	Actual, 1945
<b>PERSONAL SERVICES, FIELD</b>			
Professional service:	Man- Total	Man- Total	Man- Total
Grade 5. Range \$5,180 to \$6,020.	years salary	years salary	years salary
Engineer, office		1 \$5,640	1 \$4,658
Grade 4. Range \$4,300 to \$5,180.		1 4,710	1 3,808
Engineer, field		1 3,860	1 3,300
Grade 3. Range \$3,640 to \$4,300.		1 2,883	1 1,815
Clerical, administrative, and fiscal service:		2 6,692	1 3,087
Grade 4. Range \$2,100 to \$2,496.		1 2,659	1 2,474
Subprofessional service:		2 4,649	1.4 2,744
Grade 8. Range \$2,980 to \$3,640.			
Grade 7. Range \$2,650 to \$3,310.			
Grade 6. Range \$2,320 to \$2,980.			

By objects	Obligations					
	Estimate, 1947		Estimate, 1946		Actual, 1945	
<b>PERSONAL SERVICES, FIELD—continued</b>						
Subprofessional service—Continued	Man- Total	Man- Total	Man- Total	Man- Total	Man- Total	Man- Total
Grade 5. Range \$2,100 to \$2,496.	years salary	years salary	years salary	years salary	years salary	years salary
Grade 4. Range \$1,902 to \$2,298.						
Grade 3. Range \$1,704 to \$2,100.			1 \$1,748		0.7 948	
Grade 1. Range \$1,440 to \$1,836.					0.2 220	
Crafts, protective, and custodial service:						
Grade 4. Range \$1,770 to \$2,166.			1 1,820		0.9 1,258	
Unclassified			9 9,360		3 3,005	
Total permanent, field			20 43,221		14.3 31,881	
Overtime pay, field						6,322
01 Personal services (net)			20 44,946		14.3 38,203	
<b>OTHER OBLIGATIONS</b>						
02 Travel				5,700		5,747
03 Transportation of things				35		36
04 Communication services				50		51
05 Rents and utility services				1,300		1,305
07 Other contractual services				3,756		24,709
08 Supplies and materials				2,000		2,125
09 Equipment				100		148
Total other obligations				12,941		34,121
Grand total obligations				57,887		72,324
Prior year balance available in 1945						-130,211
1945 balance available in 1946						-57,887
Total estimate or appropriation						

OTHER INTERNATIONAL OBLIGATIONS

American Mexican Claims Commission—

American Mexican Claims Commission: For all expenses necessary to carry into effect the provisions of the Settlement of Mexican Claims Act of 1942 (22 U. S. C. 661), as amended by the Act of April 3, 1945 (Public Law 29), including personal services in the District of Columbia; printing and binding; lawbooks and books of reference: **[\$106,000]** \$90,000, fiscal year **[1946]** 1947, to be expended under the direction of the Secretary of State. (Act of July 5, 1945, Public Law 132.)

Estimate 1947, \$90,000

Appropriated 1946, \$106,000

By objects	Obligations					
	Estimate, 1947		Estimate, 1946		Actual, 1945	
<b>PERSONAL SERVICES, FIELD</b>						
Professional service:	Man- Total	Man- Total	Man- Total	Man- Total	Man- Total	Man- Total
Grade 9. In excess of \$9,800:	years salary	years salary	years salary	years salary	years salary	years salary
Commissioner	2.8 \$27,462	3 \$30,000	3 \$30,000	3 \$30,000	3 \$30,000	3 \$30,000
Grade 8. Range \$8,750 to \$9,800:						
General counsel	0.9 8,010	1 8,750	1 8,000	1 8,000	1 8,000	1 8,000
Grade 7. Range \$7,175 to \$8,225:						
Associate counsel	0.9 6,568	1 7,175	1 6,500	1 6,500	1 6,500	1 6,500
Grade 6. Range \$6,230 to \$7,070:						
Attorney		1 6,650	1 6,000	1 6,000	1 6,000	1 6,000
Grade 5. Range \$5,180 to \$6,020:						
Attorney	2.8 15,778	3 16,800	3 15,000	3 15,000	3 15,000	3 15,000
Grade 2. Range \$2,980 to \$3,640.	0.9 2,828	1 3,090	1 2,650	1 2,650	1 2,650	1 2,650
Clerical, administrative, and fiscal service:						
Grade 12. Range \$5,180 to \$6,020:						
Secretary and attorney	0.9 5,126	1 5,600	1 5,000	1 5,000	1 5,000	1 5,000
Grade 9. Range \$3,640 to \$4,300:						
Assistant secretary	0.9 3,433	1 3,750	1 3,250	1 3,250	1 3,250	1 3,250
Grade 6. Range \$2,650 to \$3,310.	0.9 2,426	1 2,650	1 2,300	1 2,300	1 2,300	1 2,300
Grade 5. Range \$2,320 to \$2,980.	2.8 6,673	3 7,290	3 6,150	3 6,150	3 6,150	3 6,150
Grade 4. Range \$2,100 to \$2,496.	0.9 2,134	1.6 3,943	0.8 1,480	0.8 1,480	0.8 1,480	0.8 1,480
Grade 3. Range \$1,902 to \$2,298.			0.2 270	0.2 270	0.2 270	0.2 270
Crafts, protective, and custodial service:						
Grade 3. Range \$1,572 to \$1,902.	0.9 1,500	1 1,638	1 1,380	1 1,380	1 1,380	1 1,380
Total permanent, field	15.6 81,938	18.6 97,336	18 94,310	18 94,310	18 94,310	18 94,310
Overtime pay, field				974		974
01 Personal services (net)	15.6 81,938	18.6 98,310	18 95,284	18 95,284	18 95,284	18 95,284
<b>OTHER OBLIGATIONS</b>						
02 Travel		1,000	4,600			
04 Communication services		750	1,000			885
06 Printing and binding		6,000	400			395
07 Other contractual services			500			
08 Supplies and materials		212	680			
09 Equipment		100	500			
Total other obligations		8,062	7,680			
Grand total obligations		90,000	106,000			99,625
Estimated savings, unobligated balance						10,375
Total estimate or appropriation		90,000	106,000			110,000

**International Boundary Commission, United States and Canada and Alaska and Canada—**

International Boundary Commission, United States and Canada and Alaska and Canada: To enable the President to perform the obligations of the United States under the treaty between the United States and Great Britain in respect to Canada, signed February 24, 1925; for salaries and expenses, including the salary of the Commissioner and salaries of the necessary engineers, clerks, and other employees for duty at the seat of government and in the field; necessary traveling expenses; commutation of subsistence to employees while on field duty, not to exceed \$4 per day each, but not to exceed \$2 per day each when a member of a field party and subsisting in camp; for payment for timber necessarily cut in keeping the boundary line clear, not to exceed \$500; for purchase of books of reference; and for all other necessary and reasonable expenses incurred by the United States in maintaining an effective demarcation of the international boundary line between the United States and Canada, and Alaska and Canada under the terms of the treaty aforesaid, including the completion of such remaining work as may be required under the award of the Alaskan Boundary Tribunal and existing treaties between the United States and Great Britain and including the hire of freight- and passenger-carrying vehicles from temporary field employees, to be disbursed under the direction of the Secretary of State, **[\$45,000] \$49,000.** (*Treaty of Feb. 24, 1925, 44 Stat. 110; Act of May 21, 1945, Public Law 61.*)

Estimate 1947, **\$49,000** . Appropriated 1946, **\$45,000**

By objects	Obligations					
	Estimate, 1947		Estimate, 1946		Actual, 1945	
	Man-years	Total salary	Man-years	Total salary	Man-years	Total salary
<b>PERSONAL SERVICES, FIELD</b>						
Professional service:						
Grade 8. Range \$8,750 to \$9,800						
Commissioner	1	\$8,750	1	\$8,750	0.7	\$5,404
Grade 6. Range \$6,230 to \$7,070:						
Engineer to the commission	1	6,650	1	6,545	1	5,800
Grade 5. Range \$5,180 to \$6,020:						
Senior geodetic engineer	1	5,390	1	5,390	1	4,600
Grade 3. Range \$3,640 to \$4,300:						
Topographic engineer	1	3,750	1	3,655	0.1	347
Clerical, administrative, and fiscal service:						
Grade 10. Range \$3,970 to \$4,630:						
Secretary	1	4,520	1	4,492	1	3,875
Grade 3. Range \$1,902 to \$2,298	1	2,034	1	2,034	1	1,680
Total permanent, field	6	31,094	6	30,866	4.8	21,706
Temporary employment, field	5.4	6,500	4.5	6,000	2.5	2,708
Overtime pay, field				487		3,303
All personal services, field	11.4	37,594	10.5	37,353	7.3	27,717
Add cash allowance for quarters and subsistence incidental to personal services		5,108		4,336		2,496
01 Personal services (net)	11.4	42,702	10.5	41,689	7.3	30,213
<b>OTHER OBLIGATIONS</b>						
02 Travel		3,740		3,740		3,869
03 Transportation of things		120		120		112
04 Communication services		148		148		132
05 Rents and utility services		190		190		175
07 Other contractual services		1,100		1,100		767
08 Supplies and materials		400		400		315
09 Equipment		150		150		73
10 Lands and structures		450				
Total other obligations		6,298		5,848		5,443
Grand total obligations		49,000		47,537		35,656
Excess of obligations over appropriation due to Public Law 106				-2,537		
Estimated savings, unobligated balance						9,344
Total estimate or appropriation		49,000		45,000		45,000

**Salaries and Expenses, International Joint Commission, United States and Canada—**

Salaries and expenses, International Joint Commission, United States and [Great Britain] Canada: For salaries and expenses, including not to exceed \$7,500 for the salary of one Commissioner on the part of the United States, who shall serve at the pleasure of the President (the other Commissioners to serve in that capacity without compensation therefor), and salaries of clerks and other employees appointed by the Commissioners on the part of the United States, with the approval solely of the Secretary of State; for necessary traveling expenses, and for expenses incident to holding hearings and conferences at such places in Canada and the United States as shall be determined by the Commission or by the American Commissioners to be necessary, including traveling expense and com-

ensation of necessary witnesses, making necessary transcript of testimony and proceedings; for cost of lawbooks, books of reference, and periodicals; and for one-half of all reasonable and necessary joint expenses of the International Joint Commission incurred under the terms of the treaty between the United States and Great Britain concerning the use of boundary waters between the United States and Canada, and for other purposes, signed January 11, 1909, **[\$30,000] \$32,800**, to be disbursed under the direction of the Secretary of State. (*Treaty of Jan. 11, 1909, 36 Stat. 2453; 22 U. S. C. 268; Act of May 21, 1945, Public Law 61.*)

Estimate 1947, **\$32,800** Appropriated 1946, **\$30,000**

By objects	Obligations					
	Estimate, 1947		Estimate, 1946		Actual, 1945	
	Man-years	Total salary	Man-years	Total salary	Man-years	Total salary
<b>PERSONAL SERVICES, FIELD</b>						
Clerical, administrative, and fiscal service:						
Grade 14. Range \$7,175 to \$8,225:						
Commissioner	1	\$8,225	1	\$8,225	1	\$7,500
Grade 13. Range \$6,230 to \$7,070:						
Secretary	1	6,230	1	6,230	1	5,525
Grade 12. Range \$5,180 to \$6,020:						
Executive assistant to commissioners	1	5,600	1	5,600	1	4,900
Grade 8. Range \$3,310 to \$3,970	1	3,750	1	3,750	1	3,275
Grade 6. Range \$2,650 to \$3,310	1	3,200	1	3,200	1	2,775
Total permanent, field	5	27,005	5	27,005	5	23,975
Overtime pay, field				285		3,100
01 Personal services (net)	5	27,005	5	27,293	5	27,075
<b>OTHER OBLIGATIONS</b>						
02 Travel		4,000		4,000		2,800
04 Communication services		500		500		420
07 Other contractual services		1,000		1,000		494
08 Supplies and materials		195		195		60
09 Equipment		100		100		49
Total other obligations		5,795		5,795		3,823
Grand total obligations		32,800		33,088		30,898
Excess of obligations over appropriation due to Public Law 106				-3,088		
Estimated savings, unobligated balance						1,102
Total estimate or appropriation		32,800		30,000		32,000

**Special and Technical Investigations, International Joint Commission, United States and Canada—**

Special and technical investigations, International Joint Commission, United States and [Great Britain] Canada: For an additional amount for necessary special or technical investigations in connection with matters which fall within the scope of the jurisdiction of the International Joint Commission, including personal services in the District of Columbia or elsewhere, traveling expenses, procurement of technical and scientific equipment, and the purchase (not to exceed [two] three passenger automobiles), hire, maintenance, repair, and operation of motor-propelled and horse-drawn passenger-carrying vehicles, **[\$79,000] \$87,500**, to be disbursed under the direction of the Secretary of State, who is authorized to transfer to any department or independent establishment of the Government, with the consent of the head thereof, any part of this amount for direct expenditure by such department or establishment for the purposes of this appropriation. (*Treaty of Jan. 11, 1909, 36 Stat. 2453; 22 U. S. C. 268; Act of May 21, 1945, Public Law 61.*)

Estimate 1947, **\$87,500** Appropriated 1946, **\$79,000**

By objects	Obligations		
	Estimate, 1947	Estimate, 1946	Actual, 1945
Transferred to—			
Special and technical investigations, International Joint Commission, United States and Canada (transfer to Agriculture, Soil Conservation Services)	\$1,700	\$1,700	\$1,750
Interior, Geological Survey (gaging streams)	\$5,800	\$5,600	\$5,250
Net total obligations	\$7,500	\$7,300	\$5,000
Excess of obligations over appropriation due to Public Law 106		-8,300	
Total estimate or appropriation	\$7,500	79,000	\$5,000



## INTERNATIONAL OBLIGATIONS—Continued

## OTHER INTERNATIONAL OBLIGATIONS—continued

## Special and Technical Investigations, International Joint Commission, United States and Canada—Continued

By projects or functions	Obligations		
	Estimate, 1947	Estimate, 1946	Actual, 1945
Investigations of rivers (transfer to Departments of Interior and Agriculture):			
1. Roseau and Rainy Lakes and Pigeon River investigations.....	\$7,500	\$7,500	\$8,000
2. Souris and Red Rivers investigations.....	4,000	4,000	3,750
3. Milk and St. Mary Rivers investigations.....	11,000	11,000	11,750
4. Kootenai investigation:			
(a) Geological Survey.....	15,000	15,000	15,000
(b) Soil Conservation Service, Department of Agriculture.....	1,700	1,700	1,750
5. Investigation on rivers west of Kootenai River.....	7,500	7,500	8,500
6. Columbia River Basin investigations.....	33,500	33,500	
7. Washington office studies.....	7,300	7,100	6,250
Grand total obligations.....	87,500	87,300	55,000
Adjustments (see objects schedule for detail).....		-8,300	
Total estimate or appropriation.....	87,500	79,000	55,000

## International Fisheries Commission—

International Fisheries Commission: For the share of the United States of the expenses of the International Fisheries Commission, under the convention between the United States and Canada, concluded January 29, 1937, including personal services, traveling expenses, charter of vessels, purchase of books, periodicals, furniture, and scientific instruments, contingent expenses, rent, and such other expenses in the United States and elsewhere as the Secretary of State may deem proper, to be disbursed under the direction of the Secretary of State, **[\$25,000]** \$23,000, to be available immediately: *Provided*, That not to exceed \$750 may be expended by the Commissioners in attending meetings of the Commission. (*Treaties of Mar. 2, 1923, 43 Stat. 1341; May 9, 1930, 47 Stat. 1872; Jan. 29, 1937, 50 Stat. 1351; 16 U. S. C. 772; Act of May 21, 1945, Public Law 61.*)

Estimate 1947, \$28,000

Appropriated 1946, \$25,000

By objects	Obligations		
	Estimate, 1947	Estimate, 1946	Actual, 1945
<b>PERSONAL SERVICES, FIELD</b>			
Permanent employment, field.....	10.5 \$31,912	10.2 \$31,252	9.2 \$28,260
Temporary employment (scientific and clerical).....	1.9 3,100	1.9 3,180	3.1 4,783
All personal services (scientific and clerical).....	12.4 35,012	12.1 34,432	12.3 33,043
Temporary employment (vessel).....	2 5,350	1.1 3,290	1.9 4,957
Total cash paid, salaries and wages.....	14.4 40,362	13.2 37,722	14.2 38,000
Deduct one-half chargeable to Canada.....	20,181	18,561	19,000
01 Personal services (net).....	14.4 20,181	13.2 18,861	14.2 19,000
<b>OTHER OBLIGATIONS</b>			
02 Travel.....	5,182	3,997	3,872
03 Transportation of things.....	5	5	4
04 Communication services.....	355	355	363
05 Rents and utility services.....	440	440	440
06 Printing and binding.....	662	167	317
07 Other contractual services.....	500	500	632
08 Supplies and materials.....	325	325	181
09 Equipment.....	350	350	191
Total other obligations.....	7,819	6,139	6,000
Total estimate or appropriation.....	28,000	25,000	25,000

## International Pacific Salmon Fisheries Commission—

International Pacific Salmon Fisheries Commission: For the share of the United States of the expenses of the International Pacific Salmon Fisheries Commission, under the convention between the United States and Canada, concluded May 26, 1930, including personal services; traveling expenses; purchase, maintenance, repair, and operation of not to exceed four motor-propelled passenger-carrying vehicles; charter of vessels; purchase of books, periodicals, furniture, and scientific instruments; contingent expenses; rent; and

such other expenses in the United States and elsewhere as the Secretary of State may deem proper, including the reimbursement of other appropriations from which payments may have been made for any of the purposes herein specified, to be expended under the direction of the Secretary of State, \$40,000, to be available immediately. (*Convention of May 26, 1930, 50 Stat. 1355; Act of May 21, 1945, Public Law 61.*)

Estimate 1947, \$40,000

Appropriated 1946, \$40,000

By objects	Obligations		
	Estimate, 1947	Estimate, 1946	Actual, 1945
<b>PERSONAL SERVICES, FIELD</b>			
Permanent employment, field.....	Man- Total years salary	Man- Total years salary	Man- Total years salary
Temporary employment, field.....	20.8 \$50,258 5.2 7,695	20.8 \$50,258 5.2 7,695	17.6 \$43,017 4.6 5,446
Total cash paid, salaries and wages.....	26 57,953	26 57,953	22.2 49,463
Deduct one-half chargeable to Canada.....	28,977	28,977	24,732
01 Personal services (net).....	26 28,976	26 28,976	22.2 24,731
<b>OTHER OBLIGATIONS</b>			
02 Travel.....	5,500	5,500	5,495
03 Transportation of things.....	250	250	263
04 Communication services.....	400	400	412
05 Rents and utility services.....	200	200	195
06 Printing and binding.....	1,000	1,000	2,006
07 Other contractual services.....	1,824	1,824	2,342
08 Supplies and materials.....	600	600	595
09 Equipment.....	1,250	1,250	3,961
Total other obligations.....	11,024	11,024	15,269
Total estimate or appropriation.....	40,000	40,000	40,000
<b>BY PROJECTS OR FUNCTIONS</b>			
1. Office administration and central laboratories.....	\$23,000	\$22,920	\$24,697
2. Library.....	1,750	1,900	1,878
3. Research on the distinction of races of sockeye.....	175	175	158
4. Statistics and observation of the catch.....	7,000	6,680	4,721
5. Survey and inspection of the spawning grounds.....	5,125	5,665	4,124
6. Studies of migration.....	1,200	1,550	883
7. Research on methods of enumeration of spawning.....	750	625	1,057
8. Research on character and improvement of natural propagation.....	1,000	715	2,482
Total estimate or appropriation.....	40,000	40,000	40,000

## Restoration of Salmon Runs, Fraser River System, International Pacific Salmon Fisheries Commission—

By objects	Obligations		
	Estimate, 1947	Estimate, 1946	Actual, 1945
<b>PERSONAL SERVICES, FIELD</b>			
Permanent employment, field.....	Man- Total years salary	Man- Total years salary	Man- Total years salary
Temporary employment, field.....	12 \$35,000 7 12,000	14 \$40,000 11 20,000	17 \$58,417 13.2 28,682
Total cash paid, salaries and wages.....	19 47,000	25 60,000	30.2 95,099
Deduct one-half chargeable to Canada.....	23,500	30,000	47,549
01 Personal services (net).....	23,500	30,000	47,550
<b>OTHER OBLIGATIONS</b>			
02 Travel.....	2,500	3,000	2,602
03 Transportation of things.....	1,200	1,200	817
04 Communication services.....	800	800	878
05 Rents and utility services.....	1,000	5,000	195
06 Printing and binding.....	500	300	1,831
07 Other contractual services.....	2,000	5,000	4,700
08 Supplies and materials.....	11,000	2,700	15,794
09 Equipment.....	4,500	2,000	3,729
10 Lands and structures.....	75,000	122,825	179,629
13 Refunds, awards, and indemnities.....	2,000	10,000	12,212
Total other obligations.....	100,500	152,825	222,387
Grand total obligations.....	124,000	182,825	269,937
Prior year balance available in 1945.....			-982,897
1945 balance available in 1946.....		-713,060	+713,060
1946 balance available in 1947.....	-530,235	+530,235	
1947 balance available in subsequent years.....	+406,235		
Total estimate or appropriation.....			

**Conference of Allied Ministers of Education in London—**

【Conference of Allied Ministers of Education in London: For all necessary expenses of the participation by the United States in the Conference of Allied Ministers of Education in London, or its successor, and in addition for surveys and studies related to the work thereof, including personal services in the District of Columbia and elsewhere without regard to civil-service and classification laws; travel expenses without regard to the Standardized Government Travel Regulations and the Subsistence Expense Act of 1926, as amended; entertainment, stenographic reporting and other services by contract, books of reference and periodicals, and rent of office space, without regard to section 3709 of the Revised Statutes; printing and binding; and the share of the United States in the expenses of the secretariat of the conference; \$172,000, payable from the appropriation "Emergency fund for the President", contained in the First Supplemental National Defense Appropriation Act, 1943, as supplemented and amended.】 (Act of May 21, 1945, Public Law 61.)

By objects	Obligations		
	Estimate, 1947	Estimate, 1946	Actual, 1945
01 Personal services (net).....		\$83,400	\$45,322
OTHER OBLIGATIONS			
02 Travel.....		52,000	13,368
04 Communication services.....		500	447
05 Rents and utility services.....		400	326
07 Other contractual services.....		5,600	533
08 Supplies and materials.....		100	55
09 Equipment.....			12,703
11 Grants, subsidies, and contributions.....		30,000	16,430
Total other obligations.....		88,600	43,862
Grand total obligations.....		172,000	89,184
Received by transfer from—			
"International activities".....			-31,741
"Emergency fund for the President, national defense".....		-172,000	-57,443
Total estimate or appropriation.....			

**Cultural Relations With China and the Neighboring Countries and Countries of the Near East and Africa—**

【Cultural relations with China and the neighboring countries and countries of the Near East and Africa: For all expenses, without regard to section 3709 of the Revised Statutes, necessary to enable the Secretary of State independently or in cooperation with other agencies of the Government to carry out a program of cultural relations with China and the neighboring countries and with countries of the Near East and Africa, \$1,390,000 (payable from the appropriation "Emergency fund for the President", contained in the First Supplemental National Defense Appropriation Act, 1943, as supplemented and amended), including the purchase of books, publications, scientific and other equipment, and educational and cultural materials; contributions of money and materials to, and contracts with, educational, cultural, and nonprofit institutions and organizations in the United States and the above countries, directly or through independent agencies; compensation, allowances, and grants to citizens of the United States and the above countries who are students, professors, or technical specialists, at such rates and under such regulations as may be determined by the Secretary of State, including expenses incurred by such persons in traveling between places of residence, Washington, District of Columbia, and posts of duty abroad, and including travel expenses of citizens of the above countries without regard to the Standardized Government Travel Regulations and the Subsistence Expense Act of 1926, as amended; advance of moneys without regard to section 3648 of the Revised Statutes; printing and binding; and not to exceed \$20,000 shall be available for temporary employment of persons or organizations, by contract or otherwise, without regard to the civil-service and classification laws; and, subject to the approval of the President, the Secretary of State is authorized to transfer from this appropriation to other departments, agencies, and independent establishments of the Government for expenditure in the United States and in the above countries any part of this amount for direct expenditure by such department, agency, or independent establishment for the purposes of this appropriation and any such expenditures may be made under the specific authority herein contained or under the authority governing the activities of the department, agency, or independent establishment to which amounts are transferred.】 (Act of May 21, 1945, Public Law 61.)

By objects	Obligations		
	Estimate, 1947	Estimate, 1946	Actual, 1945
01 Personal services (net).....		\$274,050	\$170,944
OTHER OBLIGATIONS			
02 Travel.....		360,675	191,724
09 Equipment.....		23,600	22,954
11 Grants, subsidies, and contributions.....		731,675	1,007,728
Total other obligations.....		1,115,950	1,222,406
Grand total obligations.....		1,390,000	1,393,350
Received by transfer from "Emergency fund for the President, national defense".....		-1,390,000	-1,393,350
Total estimate or appropriation.....			

**United Nations Commission for the Investigation of War Crimes—**

【United Nations Commission for the Investigation of War Crimes: For all necessary expenses of the participation by the United States in the United Nations Commission for the Investigation of War Crimes, including personal services without regard to civil-service and classification laws; travel expenses without regard to the Standardized Government Travel Regulations and the Subsistence Expense Act of 1926, as amended; representation allowances in accordance with the Act of May 24, 1924 (22 U. S. C. 12); stenographic reporting and other services by contract, books of reference and periodicals, and the rent of office space, without regard to section 3709 of the Revised Statutes; printing and binding; and the share of the United States in the expenses of the secretariat of the Commission, \$60,000.】 (Act of May 21, 1945, Public Law 61.)

Appropriated 1946, \$60,000

By objects	Obligations		
	Estimate, 1947	Estimate, 1946	Actual, 1945
01 Personal services (net).....		\$13,800	\$10,484
OTHER OBLIGATIONS			
02 Travel.....		1,500	163
03 Transportation of things.....		400	25
04 Communication services.....		1,750	237
05 Rents and utility services.....		4,000	2,516
07 Other contractual services.....		5,810	1,255
08 Supplies and materials.....		500	389
09 Equipment.....		1,000	1,147
11 Grants, subsidies, and contributions.....		31,240	20,621
Total other obligations.....		46,200	26,353
Grand total obligations.....		60,000	36,837
Received by transfer from "Emergency fund for the President, national defense".....			-14,767
Net total obligations.....		60,000	22,070
Estimated savings, unobligated balance.....			2,930
Total estimate or appropriation.....		60,000	25,000

**Cooperation With the American Republics—**

Cooperation with the American Republics: For all expenses necessary to enable the Secretary of State to meet the obligations of the United States under the Convention for the Promotion of Inter-American Cultural Relations between the United States and the other American Republics, signed at Buenos Aires, December 23, 1936, and to carry out the purposes of the Act entitled "An Act to authorize the President to render closer and more effective the relationship between the American Republics", approved August 9, 1939, and to supplement appropriations available for carrying out other provisions of law authorizing related activities, including the establishment and operation of agricultural and other experiment and demonstration stations in other American countries, on land acquired by gift or lease for the duration of the experiments and demonstrations, and construction of necessary buildings thereon; such expenses to include personal services in the District of Columbia; not to exceed \$125,000 for printing and binding; stenographic reporting, translating and other services by contract, without regard to section 3709 of the Revised Statutes (41 U. S. C. 5); not to exceed \$15,000 for entertainment; not to exceed \$5,000 for expenses of attendance at meetings or conventions of societies and associations concerned with the furtherance of the purposes hereof;

INTERNATIONAL OBLIGATIONS—Continued

OTHER INTERNATIONAL OBLIGATIONS—continued

Cooperation With the American Republics—Continued

and, under such regulations as the Secretary of State may prescribe, tuition, compensation, allowances and enrollment, laboratory, insurance, and other fees incident to training, including traveling expenses in the United States and abroad in accordance with the Standardized Government Travel Regulations and the Act of June 3, 1926, as amended, of educational, professional, and artistic leaders, and professors, students, internes, and persons possessing special scientific or other technical qualifications, who are citizens of the United States or the other American republics: *Provided*, That the Secretary of State is authorized under such regulations as he may adopt, to pay the actual transportation expenses and not to exceed \$10 per diem in lieu of subsistence and other expenses, of citizens of the other American republics while traveling in the Western Hemisphere, without regard to the Standardized Government Travel Regulations, and to make advances of funds notwithstanding section 3648 of the Revised Statutes; traveling expenses of members of advisory committees in accordance with section 2 of said Act of August 9, 1939 (22 U. S. C. 249a); purchase (not to exceed [five] six passenger automobiles), hire, maintenance, operation, and repair of motor-propelled and animal-drawn passenger-carrying vehicles; purchase of books and periodicals; rental of halls and boats; and purchase, rental, and repair of microfilming equipment and supplies, and colored photographic enlargements, [\$4,000,000] \$6,100,000; and the Secretary of State, or such official as he may designate is hereby authorized, in his discretion, and, subject to the approval of the President, to transfer from this appropriation to other departments, agencies, and independent establishments of the Government for expenditure in the United States and in the other American republics any part of this amount for direct expenditure by such department or independent establishment for the purposes of this appropriation and any such expenditures may be made under the specific authority herein contained or under the authority governing the activities of the department, agency, or independent establishment to which amounts are transferred: *Provided further*, That not to exceed \$100,000 of this appropriation shall be available until June 30, [1947.] 1948:

[Cooperation with the American Republics: The appropriation "Cooperation with the American Republics", for the fiscal year 1946, is hereby made] *Provided further*, That this appropriation shall be available to make contracts with, and grants of money or property to, nonprofit institutions in the United States and the other American Republics, including the distribution of materials and other services in the fields of education and travel, arts and sciences, publications, the radio, the press, and the cinema. (*Convention of Dec. 23, 1936, 51 Stat. 178; 5 U. S. C. 118c; 22 U. S. C. 501, 502; Act of May 21, 1945, Public Law 61; Act of July 5, 1945, Public Law 132.*)

Estimate 1947, \$6,100,000                      Appropriated 1946, \$4,000,000

By objects	Obligations					
	Estimate, 1947		Estimate, 1946		Actual, 1945	
	Man-years	Total salary	Man-years	Total salary	Man-years	Total salary
<b>PERSONAL SERVICES, DEPARTMENTAL</b>						
Clerical, administrative, and fiscal service:						
Grade 14. Range \$7,175 to \$8,225:						
Aeronautical specialist, foreign operations (air traffic control).....	1	\$7,175				
Aeronautical specialist, foreign operations (communications).....	1	7,175				
Grade 13. Range \$6,230 to \$7,070:						
Principal administrative analyst.....	0.7	4,458	0.3	\$1,981	0.3	\$1,866
Aviation technician.....	1	6,230				
Air carrier consultant.....	1	6,230				
General operations consultant.....	2	12,460				
Aeronautical specialist, foreign operations (air traffic).....	1	6,230				
Aeronautical specialist, foreign operations (communications).....	1	6,230				
Grade 12. Range \$5,180 to \$6,020:						
Cultural relations officer.....	1	5,180				
Grade 11. Range \$4,300 to \$5,180:						
Technical assistant.....	1	4,300				
Information specialist.....	0.7	3,010				
Chief, section.....	0.6	2,580				
Administrative officer.....	1	4,300				
Grade 9. Range \$3,640 to \$4,300:						
Administrative officer.....	3	10,920	1.8	6,624		
Principal translator.....	0.7	2,548				
Airways engineer.....	0.7	2,548				
Illustrator.....	0.9	3,276				
Grade 7. Range \$2,980 to \$3,640.....	1.6	14,178	3	9,710	3	8,387
Grade 6. Range \$2,650 to \$3,310.....	7.5	20,521	3.4	9,312	2.3	5,288
Grade 5. Range \$2,320 to \$2,980.....	22.8	53,960	12	28,718	8.7	18,097
Grade 4. Range \$2,000 to \$2,320.....	35.2	96,960	28.8	61,977	21.9	38,464
Grade 3. Range \$1,902 to \$2,218.....	18	31,189	11.8	22,661	10.2	16,068
Grade 2. Range \$1,704 to \$2,100.....	1	1,770	1	1,704	3	4,469

By objects	Obligations						
	Estimate, 1947		Estimate, 1946		Actual, 1945		
	Man-years	Total salary	Man-years	Total salary	Man-years	Total salary	
<b>PERSONAL SERVICES, DEPARTMENTAL—CON.</b>							
Professional service:							
Grade 8. Range \$8,750 to \$9,800:							
Agriculturist.....	1	\$9,012	1	\$8,861	0.9	\$7,378	
Grade 7. Range \$7,175 to \$8,225:							
Agriculturist.....	2	14,875	2	14,875	1.1	7,006	
Extension specialist.....	1	7,175	1	7,175			
Pathologist.....	0.5	3,850	0.5	3,850	0.5	3,375	
Chief, foreign unit, safety regulation.....	1	7,175					
Air navigation facility specialist.....	3	21,525					
Economist.....	2	18,650					
Chief of division.....			0.9	6,408	0.3	2,167	
Grade 6. Range \$6,230 to \$7,070:							
Agriculturist.....	1	6,440	1	6,319	0.9	5,164	
Soils technologist.....			1	6,440	0.2	778	
Agricultural economist.....			1	6,440	1	5,600	
Extension specialist.....	1	6,230	1	6,230	0.4	1,945	
Pathologist.....	1	6,440	1	6,440	1	5,700	
Agronomist.....	0.8	4,953	0.8	4,953	0.5	2,800	
Consultant.....	3	18,690					
Air navigation facility specialist.....	5	31,150					
Chief, foreign training.....	1	6,650	1	6,230	1	5,800	
Principal genetic officer.....	1	6,650					
Economist.....	3	18,690					
Meteorologist.....	0.4	2,500					
Chief of division.....					0.7	3,733	
Executive assistant.....	1	6,230					
Editor.....	1	6,230	1	6,230	0.8	3,958	
Chief anthropologist.....	1	6,545	1	6,440	1	5,600	
Grade 5. Range \$5,180 to \$6,020:							
Agriculturist.....					0.1	358	
Agricultural economist.....	2	10,570	1	5,285	1	4,396	
Horticulturist.....			1	5,180	0.2	1,086	
Information specialist.....					0.1	378	
Extension educationist.....	2	10,360					
Geneticist.....	1	5,180	0.9	4,782			
Forester.....	0.7	3,626					
Consultant.....	4	20,720					
Analyst.....	5	25,900					
Education analyst.....			4	20,720	2.9	15,022	
Training analyst.....			1	6,020	2	9,200	
Supervisor and analyst.....			1	5,180			
Scientist.....	0.3	1,500					
Economist-engineer.....	2	10,360					
Specialist, English as a foreign language.....	1	5,180	1	5,180	0.8	3,833	
Senior educationist, exchange of persons.....	1	5,180	1	5,180	0.8	3,833	
Specialist on evaluation of Latin-American credentials.....	1	5,180					
Specialist, general education.....	1	5,180					
Specialist on Latin-American education.....	1	5,300	2	10,570	3.2	14,299	
Assistant chief, division.....	1	5,600	1	5,600	1	4,800	
Senior consultant in social services for children.....	1	5,180	0.8	3,885	0.8	3,840	
Senior consultant in maternal and child health services.....	1	5,390	1	5,390	1	4,650	
Senior consultant in nutrition services.....	1	5,390	1	5,390	1	4,600	
Senior consultant in maternal and child welfare services.....	0.9	4,662					
Senior consultant in child welfare.....	3	15,750	3	15,750	2.3	10,502	
Executive assistant.....	1	5,548	1	5,548	1	4,800	
Principal labor standards analyst.....	1	5,180					
Principal labor analyst.....	1.5	7,770					
Labor statistician.....	1	5,180					
Anthropologist.....						0.7	3,463
Grade 4. Range \$4,300 to \$5,180:							
Information specialist.....					0.9	3,525	
Social economist.....	1	4,740	1	4,740	1	4,000	
Agronomist.....			0.1	330	1	3,800	
Cartographic engineer.....	1	4,300					
Economist-statistician.....	2	8,600					
Specialist, educational visual aids.....	1	4,300					
Specialist in the Portuguese language.....			1	4,300	0.1	475	
Specialist in the teaching of Spanish.....			1	4,300	0.8	3,167	
Educationist.....			2	8,600	1.7	6,133	
Editorial assistant for Latin-American studies.....	1	4,300					
Geologist.....	1	4,300	1	4,300	0.5	1,856	
Specialist in maternal and child-health services (public health nurse).....	2.5	11,128	2.4	10,884	2	7,600	
Specialist in child-welfare services.....	1	4,300	1	4,300	0.2	749	
Labor economist.....	1	4,520	1	4,520	1	3,900	
Labor standards analyst.....			0.9	4,173			
Librarian.....	0.5	2,150					
Scientist.....					0.1	486	
Grade 3. Range \$3,640 to \$4,300:							
Agriculturist.....	1	3,750	1	3,695	0.5	1,618	
Social economist.....	1	3,640	0.8	2,800			
Soil conservationist.....	1	3,640					
Interpreter.....	1	3,640					
Assistant specialist, general education.....	1	3,640					
Assistant specialist, exchange of persons.....	1	3,640					
Educationist.....			1	3,640			
Specialist in the Spanish language.....					0.5	1,333	
Associate labor standards analyst.....					0.8	2,385	
Assistant editor.....	1	3,610	1	3,610	0.1	1,678	
Assistant librarian.....	1	3,610					
Grade 2. Range \$2,980 to \$3,640.....	5.7	17,296	5.4	16,890	2.9	7,561	
Grade 1. Range \$2,320 to \$2,980.....	5.7	13,441	4	9,371	3.8	7,946	
Subprofessional service:							
Grade 6. Range \$2,320 to \$2,980.....	2.4	5,568					

By objects	Obligations				By objects	Obligations				
	Estimate, 1947		Estimate, 1946			Estimate, 1947		Estimate, 1946		
	Man- years	Total salary	Man- years	Total salary	Man- years	Total salary	Man- years	Total salary		
<b>PERSONAL SERVICES, DEPARTMENTAL—CON.</b>					<b>PERSONAL SERVICES, FIELD—CON.</b>					
Subprofessional service—Continued					Professional service—Continued					
Grade 5. Range \$2,100 to \$2,496			1	\$2,100	Grade 4. Range \$4,300 to \$5,180—Con.					
Grade 4. Range \$1,902 to \$2,298					Geologist	5.5	\$23,650	5	\$21,500	
Grade 3. Range \$1,704 to \$2,100					Anthropologist	2	9,040	2	3,378	
Grade 2. Range \$1,572 to \$1,968	0.5	\$819	0.5	\$11	Geographer			0.1	169	
Crafts, protective, and custodial service:					Grade 3. Range \$3,640 to \$4,300:					
Grade 2. Range \$1,440 to \$1,770					Agricultural engineer			1.9	6,600	
Total permanent, departmental	215.4	\$12,883	123.1	\$41,375	Aeronautist			1	3,225	
Temporary employment, departmental			0.3	500	Biochemist			1.6	5,621	
Part-time employment, departmental	1.5	3,000			Horticulturist	1	3,640	1	3,250	
Overtime pay, departmental			6.593	49,376	Plant pathologist			0.6	2,012	
All personal services, departmental	216.9	\$15,883	123.4	\$48,468	Plant physiologist			1	3,200	
					Social scientist			0.4	1,413	
					Soils technologist			0.1	382	
					Geophysicist			0.2	642	
					Meteorologist	0.5	1,900			
					Public health nurse	1	3,640	1	3,200	
					Associate aquatic biologist	1	3,970	1	3,400	
					Associate fishery engineer	1	3,640		0.7	2,240
					Associate aquatic biologist	1	3,750	1	3,750	
					Associate biologist	1	3,640			
					Associate geologist	6.5	23,660	4	14,560	
					Library assistant	3	10,920	1.5	5,460	
					Grade 2. Range \$2,980 to \$3,640	6.6	19,920	1.6	4,834	
					Grade 1. Range \$2,320 to \$2,980	0.5	1,160		0.4	872
					Subprofessional service					
					Grade 8. Range \$2,980 to \$3,640	2.1	6,533	0.8	2,406	
					Grade 5. Range \$2,100 to \$2,496	2.1	5,121	0.8	1,732	
					Reserve officers:					
					Senior surgeon	1	6,232	1	6,232	
					Passed assistant surgeon	2	7,796	2	6,957	
					Assistant surgeon	1	3,611		1	3,611
					Unclassified	19	44,008	19	44,008	
								26.9	71,471	
					Total permanent, field	168.2	723,779	138.1	594,883	
					Temporary employment, field	0.5	330	0.5	288	
					Casual employment, field	204	51,393	214	53,913	
					Overtime pay, field				6,797	
					Additional pay for foreign service, field				30,469	
					All personal services, field	372.7	\$11,100	352.6	\$68,350	
					Total, departmental and field	589.6		476		
					Allowances for living quarters		1,626,983		1,134,818	
					Special services and services by contract		73,576		72,111	
							174,151		119,774	
					01 Personal services (net)	589.6		476		
						1,874,710		1,326,703		
					<b>OTHER OBLIGATIONS</b>					
					02 Travel	1,438,882		900,139		
					03 Transportation of things		66,837		60,850	
					04 Communication services		34,088		15,354	
					05 Rents and utility services		18,870		19,598	
					06 Printing and binding		139,825		93,400	
					07 Other contractual services		343,836		256,756	
					08 Supplies and materials		196,092		108,771	
					09 Equipment		169,563		72,206	
					10 Lands and structures		4,000		4,000	
					11 Grants, subsidies, and contributions		1,813,387		1,299,152	
					Total other obligations	4,225,290		2,830,226		
					Grand total obligations	6,100,000		4,156,929		
					Reimbursements for services performed				-8,550	
					Transferred to "Salaries, Department of State"				+86,885	
					Reappropriation of prior year balance for 1945				-400,000	
					1945 balance available in 1946				+50,000	
					Net total obligations	6,100,000		4,098,379		
					Excess of obligations over appropriation due to Public Law 100				-98,379	
					Estimated savings, unobligated balance				46,204	
					Total estimate or appropriation	6,100,000		4,000,000		
					<b>BY PROJECTS OR FUNCTIONS</b>					
					1. Department of Agriculture:					
					(a) Development of complementary agricultural products other than rubber	\$592,291	\$600,346	\$504,542		
					(b) Training grants in agricultural research	21,508		18,800		
					(c) Development of rubber production	340,746	311,186	295,800		
					(d) Training grants in agricultural economics	45,080	27,000	3,480		
					(e) Training grants in agricultural extension	43,115	25,000			
					(f) Training grants in soil conservation	44,842	26,000	2,537		
					(g) Training grants in rural electrification	27,361	27,000			
					(h) Training grants in forest service	29,819				
					2. Bureau of the Budget: Training grants in public administration	42,200	35,500	16,285		
					3. Department of Commerce:					
					(a) Development of census and vital statistics in the American Republics	126,654	41,500	35,000		

## INTERNATIONAL OBLIGATIONS—Continued

## OTHER INTERNATIONAL OBLIGATIONS—continued

## Cooperation With the American Republics—Continued

By projects or functions	Obligations		
	Estimate, 1947	Estimate, 1946	Actual, 1945
3. Department of Commerce—Con.			
(b) Administrative expenses (Bureau of the Census)	\$7,500		
(c) Cooperation in the field of civil aviation	517,501	\$218,621	\$548,494
(d) Administrative expenses (Civil Aeronautics Administration)	31,000	47,748	45,850
(e) Tidal investigations	12,835	8,800	7,293
(f) Magnetic and seismological observations	30,464	26,600	25,676
(g) Training grants in geodetic surveying and detail of experts	29,013	11,575	19,129
(h) Training grants in map and chart reproduction and detail of experts	24,095	18,275	21,500
(i) Training grants in hydrographic surveying and detail of experts	10,084	6,850	4,267
(j) Training grants in tides	6,890		
(k) Training grants in seismology	7,050		
(l) Administrative expenses (Coast and Geodetic Survey)	6,770		
(m) Training grants in laboratory standardization and testing	15,575		
(n) Industrial surveys—investigations	44,004		
(o) Industrial surveys—training grants	15,800		
(p) National income—investigations	24,310		
(q) National income—training grants	13,050		
(r) Administrative expenses (Bureau of Foreign and Domestic Commerce)	9,395		
(s) Training grants in foreign trade statistics			7,455
(t) Cooperative maintenance and operation of radiosonde stations in Mexico	143,010	56,101	40,000
(u) Cooperative maintenance and operation of radiosonde stations in Cuba	45,994	15,300	16,740
(v) Weather station in the Dominican Republic	5,236		
(w) Survey and development of climatological work in the Caribbean area	41,240		
(z) Training grants in meteorological science	41,000	33,800	33,035
(y) Administrative expenses (Weather Bureau)	10,440		
4. Federal Communications Commission: Training grants in Federal regulation of radio communications.	8,201	10,000	2,900
5. Federal Security Agency:			
(a) Convention for the promotion of Inter-American cultural relations	62,100	52,100	
(b) Consultant service on United States education	57,314	51,798	36,916
(c) Studies of Latin-American education	20,467	23,806	28,639
(d) Teacher training and exchange	75,850	36,345	11,631
(e) Administration of Inter-American educational program (United States Office of Education)	14,813	18,951	20,229
(f) Detail of medical and scientific personnel	105,000	78,690	66,000
(g) Training grants in public health	120,000	76,310	
(h) Training grants in social security	9,595		
6. Department of the Interior:			
(a) Mexican fishery mission	16,100	12,000	12,076
(b) Fishery development	31,590	12,750	21,144
(c) Training grants in fishery science and wildlife management	25,000	25,000	8,000
(d) Studies of the economic status and migration of birds	15,590		
(e) Administrative expenses (Fish and Wildlife Service)	5,542	4,000	
(f) Cooperative investigations of mineral resources in the American republics	130,969	97,400	88,612
(g) Training grants for geologists and topographic engineers from other American republics	25,650	10,000	
(h) Cooperation in the development of methods of mining and metallurgy	27,250	17,025	
7. Department of Labor:			
(a) Cooperation and training grants in the fields of maternal and child health	67,860	61,432	57,580
(b) Administrative expenses (Children's Bureau)	18,010	16,704	10,589

By projects or functions	Obligations		
	Estimate, 1947	Estimate, 1946	Actual, 1945
7. Department of Labor—Continued			
(c) Cooperation and training grants in welfare of employed women	\$12,405	\$12,295	\$10,251
(d) Cooperation and training grants in the field of labor standards	31,864	12,713	11,286
(e) Cooperation in the field of labor statistics	13,489		1,225
8. Library of Congress:			
(a) Training grants in library science			3,058
(b) Detail of library technicians	15,895	8,184	5,843
(c) An inter-American institute of distinguished library leaders of the Americas to be held in Washington in the spring of 1947 under the sponsorship of the Library of Congress	8,000		
(d) Printing of various bibliographical guides to Latin-American publications	43,825		
(e) Preparation and distribution of the United States quarterly book list	22,890	22,913	11,044
(f) Exchange of books, photostats, catalog cards, and albums of recordings of American music	60,000	11,696	14,317
(g) Guide to Latin-American music			790
(h) Law guide and center for Latin-American legal studies			3,950
9. The National Archives: Training grants in archival science	6,000	6,000	3,295
10. Smithsonian Institution:			
(a) Cooperation with scientific institutions	3,750	3,750	3,546
(b) Institute of social anthropology	77,898	77,898	51,418
(c) Identification of Brazilian grasses		2,387	7
(d) Handbook of South American Indians			8,482
11. United States Tariff Commission: Training grants for tariff administration	8,250	5,000	4,140
12. Department of State:			
(a) Selection, translation, and printing in Spanish, Portuguese, and French of certain publications of this Government for dissemination in the other American Republics	75,000	70,000	59,735
(b) The Miami Reception Center	33,011	32,500	8,067
(c) Reception centers, other than the Miami Reception Center	74,500		
(d) Travel of advisory committees	6,000	6,000	4,243
(e) Support for the Inter-American Congress of Municipalities	18,000		
(f) Grants to visiting professors and hemisphere leaders and specialists	350,000	250,000	309,214
(g) Grants and services to graduate students and trainees	514,000	402,000	412,675
(h) Grants for United States cultural centers abroad and materials	1,181,450	789,706	731,569
(i) Translation of non-Government books	92,000	110,000	
(j) Supplemental fund	200,000	192,374	1,547
Grand total obligations	6,100,000	4,156,929	3,669,891
Adjustments (see objects schedule for detail)		-156,929	-219,891
Total estimate or appropriation	6,100,000	4,000,000	3,450,000

## Emergency Fund for the President, National Defense (Allotment to State)—

By objects	Obligations		
	Estimate, 1947	Estimate, 1946	Actual, 1945
01 Personal services (net)		\$100,000	\$42,019
<b>OTHER OBLIGATIONS</b>			
02 Travel		166,577	49,083
03 Transportation of things		5,000	1,664
04 Communication services		25,000	3,178
05 Rents and utility services			1,300
06 Printing and binding		221,817	67,037
07 Other contractual services		100,700	131,324
08 Supplies and materials		5,000	782
09 Equipment		32,000	254
11 Grants, subsidies, and contributions			13
13 Refunds, awards, and indemnities		15,000	3,056,515
16 Investments and loans		229,434	13,467,284
Unvouchered		48,211	
Total other obligations		848,739	16,768,434
Grand total obligations		948,739	16,810,453

By objects	Obligations		
	Estimate, 1947	Estimate, 1946	Actual, 1945
Transferred to—			
“Cultural relations with China, Near East, and Africa”		+\$1,390,000	+\$1,393,350
“Conference of Allied Ministers of Education in London”		+172,000	+57,443
“United Nations Commission for the Investigation of War Crimes”			+14,767
“Intergovernmental Committee on Refugees”			+1,500,000
Received by transfer from “Emergency fund for the President, national defense”		-2,016,539	-19,531,460
Prior year balance available in 1945			-1,514,767
1945 balance available in 1946		-1,270,214	+1,270,214
Estimated savings, unobligated balance		776,014	
<b>Total estimate or appropriation</b>			

**Working Fund, State (Office of Strategic Services)—**

By objects	Obligations		
	Estimate, 1947	Estimate, 1946	Actual, 1945
01 Personal services (net)		\$50,000	\$61,057
<b>OTHER OBLIGATIONS</b>			
02 Travel		8,000	4,852
03 Transportation of things		1,000	1,431
04 Communication services		20,000	20,746
05 Rents and utility services		1,000	
09 Equipment			1,854
<b>Total other obligations</b>		30,000	28,913
<b>Grand total obligations</b>		80,000	90,000

Statement of proposed expenditures for purchase, maintenance, repair, and operation of passenger-carrying vehicles for the fiscal year ending June 30, 1947

**INTERNATIONAL OBLIGATIONS**

Appropriation	Vehicles (motor unless otherwise indicated) to be purchased		Old vehicles to be exchanged		Net cost of vehicles to be purchased	Old vehicles still to be used	Total maintenance, repair, and operation, all vehicles	Public purpose and users
	Number	Gross cost	Number	Allowance (estimated)				
International Boundary and Water Commission, United States and Mexico, salaries and expenses.	4	\$4,000	4	\$800	\$3,200	16	\$6,000	For use of hydrographers on Rio Grande and tributaries for stream gaging, survey parties, and headquarters administrative employees.
International Boundary and Water Commission, United States and Mexico, construction.	15	15,000	9	1,800	13,200	8	7,000	For use of engineers, inspectors, administrative officers, and survey parties for inspection, supervision, and surveys.
Special and technical investigations, International Joint Commission, United States and Canada.	3	3,150	2	400	2,750	7	2,500	For field surveys and investigations requested by the International Joint Commission.
Cooperation with the American republics.	6	6,300			6,300	7	2,500	For field work in connection with the program of cooperation with the American republics.
<b>Total</b>	28	28,450	15	3,000	25,450	38	18,000	

Upon request of the Secretary of State and with the approval of the heads of the departments concerned, personnel of the Army, Navy, Treasury Department, or Federal Works Agency may be assigned for duty as inspectors of buildings owned or occupied by the United States in foreign countries, or as inspectors or supervisors of buildings under construction or repair by or for the United States in foreign countries, under the jurisdiction of the Department of State, or for duty as couriers of the Department of State, and when so assigned they may receive the same traveling expenses as are authorized for officers of the Foreign Service, payable from the applicable appropriations of the Department of State.

Contracts entered into in foreign countries involving expenditures from any of the foregoing appropriations [under the caption “Foreign Service”] shall not be subject to the provisions of section 3741 of the Revised Statutes (41 U. S. C. 22). (Act of May 21, 1945, Public Law 61.)

By objects	Obligations		
	Estimate, 1947	Estimate, 1946	Actual, 1945
Advanced from Office of Strategic Services		-\$80,000	-\$90,000
<b>Total estimate or appropriation</b>			

**Foreign Service Pay Adjustment, Appreciation of Foreign Currencies (State)—**

By objects	Obligations		
	Estimate, 1947	Estimate, 1946	Actual, 1945
01 Personal services (net)		\$292,275	\$474,000
Received by transfer from appropriation under above title		-292,275	-474,000
<b>Total estimate or appropriation</b>			

**Working Fund, State (War Department)—**

By objects	Obligations		
	Estimate, 1947	Estimate, 1946	Actual, 1945
01 Personal services (net)		\$93,605	
Advanced from War Department		-93,605	
<b>Total estimate or appropriation</b>			

Total, international obligations, annual appropriations, general account:

Estimate 1947, \$24,704,400      Appropriated 1946, \$17,188,314

**Salaries and Expenses, Foreign Economic Functions, Department of State—**

By objects	Obligations		
	Estimate, 1947	Estimate, 1946	Actual, 1945
Obligations		\$3,700,000	
Received by transfer from “Salaries and expenses, Foreign Economic Administration”		-3,700,000	
<b>Total estimate or appropriation</b>			



**Interim International Information Service—Inter-American Affairs  
Functions, Department of State—**

By objects	Obligations		
	Estimate, 1947	Estimate, 1946	Actual, 1945
Obligations.....		\$5,931,414	
Received by transfer from "Salaries and expenses, Office of Inter-American Affairs".....		-5,931,414	
Total estimate or appropriation.....			

**Interim International Information Service—War Information Functions, Department of State—**

By objects	Obligations		
	Estimate, 1947	Estimate, 1946	Actual, 1945
Obligations.....		\$24,934,134	
Received by transfer from "Salaries and expenses, Office of War Information".....		-24,934,134	
Total estimate or appropriation.....			

**Interim Research and Intelligence Service, Strategic Services Functions, Department of State—**

By objects	Obligations		
	Estimate, 1947	Estimate, 1946	Actual, 1945
Obligations.....		\$2,500,000	
Received by transfer from "Salaries and expenses, Office of Strategic Services".....		-2,500,000	
Total estimate or appropriation.....			

**Claims, Judgments, and Private Relief Acts—**

13 Refunds, awards, and indemnities: Obligations—1945, \$11,477,37.

Total, Department of State, general account:

Estimate 1947, **\$91,705,100**      Appropriated 1946, **\$90,139,314**

Trust accounts:

**Miscellaneous Trust Accounts, Department of State—**

Indefinite appropriation of all moneys received by the Secretary of State from foreign governments and other sources, in trust, for

citizens of the United States or others, and covered into the Treasury to be paid to the ascertained beneficiaries thereof, as determined by the Secretary of State and certified by him to the Secretary of the Treasury. (31 U. S. C. 547.)

Estates of decedents, Department of State. (22 U. S. C. 75; 48 Stat. 1235.)

Estimate 1947, **\$6,655,000**

Appropriated 1946, **\$6,725,500**  
Revised 1946, **\$6,645,000**

By objects	Obligations		
	Estimate, 1947	Estimate, 1946	Actual, 1945
13 Refunds, awards, and indemnities.....	\$6,655,000	\$6,645,000	\$7,199,550
Prior year funds available in 1945.....			-110,254
Net total obligations.....	6,655,000	6,645,000	7,089,296
Unobligated balance.....			130,749
Total estimate or appropriation.....	6,655,000	6,645,000	7,220,045

**Foreign Service Retirement and Disability Fund—**

Five per centum of the basic salary of all Foreign Service officers eligible to retirement shall be contributed to the Foreign Service retirement and disability fund, and the Secretary of the Treasury is directed on and after the date on which this Act takes effect to cause such deductions to be made and the sums transferred on the books of the Treasury Department to the credit of the Foreign Service retirement and disability fund for the payment of annuities, refunds, and allowances. (22 U. S. C. 21.)

Estimate 1947, \* **\$1,522,800**

Appropriated 1946, **\$1,497,800**  
Revised 1946, \* **\$1,522,800**

\* Includes \$922,800 transferred from "Foreign Service retirement and disability appropriated fund (general account)."

By objects	Obligations		
	Estimate, 1947	Estimate, 1946	Actual, 1945
12 Pensions, annuities, and insurance....	\$587,300	\$587,300	\$524,655
13 Refunds, awards, and indemnities.....	40,000	40,000	12,453
16 Investments and loans.....	895,500	895,500	824,000
Grand total obligations.....	1,522,800	1,522,800	1,361,108
Prior year funds available in 1945.....			-18,157
Net total obligations.....	1,522,800	1,522,800	1,342,951
Unobligated balance.....			114,214
Total estimate or appropriation.....	1,522,800	1,522,800	1,457,165

Total, Department of State, trust accounts:

Estimate 1947, \* **\$8,177,800**

Appropriated 1946, **\$8,223,300**  
Revised 1946, \* **\$8,167,800**

\* Includes transfer from general account of \$922,800.



## TREASURY DEPARTMENT

### Summary of estimates of appropriation for the fiscal year 1947, compared with appropriations for the fiscal year 1946

[The 1947 Budget estimates make specific provision for additional costs made necessary by pay legislation enacted near the close of the fiscal year 1945. The 1946 appropriations did not make specific provision for any such costs and thus the appropriations shown below are not comparable with the 1947 estimates to whatever extent deficiency appropriations may be necessary to meet these added costs.]

Bureau or subdivision	1947 Budget estimates	1946 appropriations	Increase (+) or decrease (-), 1947 estimates over 1946 appropriations
<b>GENERAL AND SPECIAL ACCOUNTS</b>			
<b>Annual appropriations:</b>			
Office of the Secretary .....	\$5,185,000	\$6,061,500	-\$876,500
Foreign Funds Control .....	1,300,000	2,000,000	-700,000
Division of Tax Research .....	176,000	153,500	+22,500
Office of Tax Legislative Counsel .....	90,500	80,000	+10,500
Division of Research and Statistics .....	178,100	155,000	+23,100
Office of General Counsel .....	179,100	160,000	+19,100
Division of Personnel .....	206,900	164,000	+42,900
Office of Chief Clerk .....	623,000	574,000	+49,000
Custody of Treasury Buildings .....	555,000	452,000	+103,000
<b>Fiscal Service:</b>			
Bureau of Accounts .....	9,397,500	7,862,760	+1,534,740
Bureau of the Public Debt .....	70,475,000	85,050,000	-14,575,000
Office of the Treasurer of the United States .....	5,305,900	4,955,000	+350,900
Bureau of Customs .....	30,037,000	24,198,000	+5,839,000
Office of the Comptroller of the Currency .....	281,000	245,000	+36,000
Bureau of Internal Revenue .....	186,707,000	136,309,600	+50,397,400
Bureau of Narcotics .....	1,335,000	1,171,400	+163,600
Bureau of Engraving and Printing .....	12,171,500	10,405,500	+1,766,000
Secret Service Division .....	3,238,500	2,434,000	+804,500
Bureau of the Mint .....	7,059,000	5,565,800	+1,493,200
Procurement Division .....	1,477,000	16,449,000	-14,972,000
<b>Total, annual appropriations, general account .....</b>	<b>335,978,000</b>	<b>304,446,060</b>	<b>+31,531,940</b>
<b>Annual indefinite appropriations:</b>			
<b>Bureau of Accounts:</b>			
Refund of moneys erroneously received and covered .....	400,000	400,000	-----
Payment of certified claims .....	1,700,000	1,500,000	-----
Bureau of Customs .....	15,000,000	15,000,000	-----
Bureau of Internal Revenue .....	1,570,000,000	2,584,000,000	-1,014,000,000
<b>Total, annual indefinite appropriations .....</b>	<b>1,586,900,000</b>	<b>2,600,900,000</b>	<b>-1,014,000,000</b>
<b>Permanent appropriations:</b>			
Office of the Secretary .....	2,015,043	192,190,043	-190,175,000
Public debt retirements payable from ordinary receipts .....	592,715,154	592,870,951	-155,797
Interest on the public debt .....	5,000,000,000	4,750,000,000	+250,000,000
Office of the Treasurer of the United States .....	2,500	1,800	+700
<b>Total, permanent appropriations .....</b>	<b>5,594,732,697</b>	<b>5,445,062,794</b>	<b>+149,669,903</b>
<b>Total, general and special accounts .....</b>	<b>7,517,610,697</b>	<b>8,350,408,854</b>	<b>-832,798,157</b>
<b>TRUST ACCOUNTS</b>			
Federal old-age and survivors insurance trust fund .....	\$1,590,816,569	\$1,245,006,473	+\$345,810,096
Unemployment trust fund .....	1,248,143,301	1,316,489,773	-68,346,472
Bureau of Accounts, payment of unclaimed moneys .....	65,000	65,000	-----
Bureau of Internal Revenue .....	1,230,000	6,490,570	-5,260,570
<b>Total, trust accounts .....</b>	<b>2,840,254,870</b>	<b>2,568,051,816</b>	<b>+272,203,054</b>

## EXPLANATORY STATEMENT

## GENERAL STATEMENT

The Treasury Department's appropriations provide for the performance of functions relating to the public debt, the collection of internal-revenue and customs duties, the manufacture of currency and coin, accounting, disbursing, and procurement operations, and for regulatory or enforcement activities administered by the Foreign Funds Control, the Office of the Comptroller of the Currency, the Bureau of Narcotics, the Secret Service, and the Alcohol Tax Unit of the Bureau of Internal Revenue.

The Treasury's estimates for 1947 do not include funds for the Office of Surplus Property, this function having been transferred from the Treasury Department to the Department of Commerce, effective May 1, 1945, and subsequently transferred to the Reconstruction Finance Corporation. No funds for the salary stabilization unit of the Bureau of Internal Revenue have been included in the estimates for the ensuing year in view of the expiration, on June 30, 1946, of the Stabilization Act of 1942, as amended, nor will funds for the collection of the use tax on automobiles be required during 1947 since this tax provision has been repealed, effective next June.

The total amount requested for 1947 for operating expenses of the Department, exclusive of the additional funds for pay increases required by recent legislation, is about 6 percent more than the 1946 appropriations for similar purposes. This increase results primarily from expanded operations in the Bureau of Internal Revenue and the Bureau of Customs, which are offset by a substantial reduction in requirements of the Bureau of the Public Debt and by minor decreases in the requirements of certain other bureaus.

## DEPARTMENTAL ADMINISTRATION

The administrative expenses of the Office of the Secretary in 1947 are estimated to be approximately the same as in 1946. However, a decrease of more than 15 percent is reflected in the estimated costs of penalty mail, under the act of June 28, 1944.

The 1947 administrative expense requirements of the Division of Tax Research, the Office of Tax Legislative Counsel, the Division of Research and Statistics, the Office of the General Counsel, the Division of Personnel, the Office of the Chief Clerk, and the Custody of Treasury Department Buildings, which provide for the general overhead activities of the Department, are estimated to be about the same as in 1946.

## REVENUE COLLECTION

The Bureau of Internal Revenue and the Bureau of Customs are responsible for collecting a substantial portion of the Government's revenue.

The requirements of the Bureau of Internal Revenue for administrative expenses in administering the existing revenue laws represent a substantial increase for 1947 over the Bureau's appropriation for the current fiscal year. This increase is occasioned primarily by the expanded enforcement, collection, and service activities. The amount required for refunds of internal revenue is expected to decline measurably in 1947.

The administrative expenses for the Bureau of Customs show an increase of about 7 percent for 1947. The normal activities of this Bureau decreased considerably during the war and resulted in a corresponding reduction in personnel. Customs business increased gradually during the calendar year 1944, and the current trend

indicates that the prewar levels of activities will be reached early in the fiscal year 1947. The additional funds to be required by the Bureau for 1947 contemplate the filling of some of the positions vacated during the emergency period. Requirements for refunds and drawbacks of customs receipts will be approximately equivalent to those of the current fiscal year.

## PUBLIC DEBT OPERATIONS

The administrative expenses of the Bureau of the Public Debt show a reduction of over 20 percent for 1947, as compared with the current year. This reduction is due primarily to an anticipated reduction in the number of savings bonds to be issued and redeemed next year. Savings-bond promotional operations will be curtailed substantially in 1947 and will be restricted to the encouragement of bond sales through the pay-roll savings plan throughout the country. Interest on the public debt for 1947 shows an increase of about 5 percent over 1946.

## CENTRAL FISCAL SERVICES

The Bureau of Accounts and the Office of the Treasurer of the United States are responsible for the receipt, safe-keeping, and disbursing of the Government's funds, and for related accounting functions. The volume of work to be performed by the Bureau of Accounts in 1947 is expected to be substantially more than provided for within the current year's funds. This is due to an estimated increase next year in the number of veterans' and social-security payments. While these increases will also affect the Office of the Treasurer of the United States, they will be more than offset by decreases, as compared with 1946, in check payments for the War and Navy Departments. The resulting net reduction in the Treasurer's workload, together with savings to be accomplished through improved operating procedures, accounts for a decrease of about 9 percent in the requirements of that office for 1947.

## MANUFACTURE OF COIN, CURRENCY, AND SECURITIES

The estimates for the Bureau of the Mint for 1947 reflect an estimated increase in the number of coins to be manufactured and the restoration of the mint's deposit and refining operations which were curtailed considerably during the war. The replacement of equipment which has deteriorated materially during the emergency will also require additional funds.

In the Bureau of Engraving and Printing, replacement of essential equipment which received excessive wear during the war is likewise accountable for an increase in requirements for 1947, despite a slight reduction in the volume of work to be performed.

## REGULATORY AND ENFORCEMENT ACTIVITIES

The regulatory and enforcement functions of the Treasury Department are administered by the Foreign Funds Control, the Comptroller of the Currency, the Bureau of Narcotics, the Secret Service, and the Alcohol Tax Unit of the Bureau of Internal Revenue. The Foreign Funds Control's activities are being curtailed gradually during the current fiscal year, and its 1947 requirements represent a 35-percent reduction as compared with 1946.

Anticipated increased workload in the Secret Service Division in 1947, together with the necessity for adjustment from a 48-hour to a 40-hour workweek, will necessi-

tate an increase in force. All other regulatory and enforcement activities of the Department will be continued in 1947 at approximately their 1946 levels.

GOVERNMENT PROCUREMENT

A slight decrease in the regular procurement activities of the Treasury's Procurement Division is reflected in the Division's estimate for 1947, as compared with 1946.

ESTIMATES OF APPROPRIATION

OFFICE OF THE SECRETARY

Salaries, Office of Secretary of the Treasury—

Salaries: Secretary of the Treasury, Under Secretary of the Treasury, Fiscal Assistant Secretary of the Treasury, two Assistant Secretaries of the Treasury, and other personal services in the District of Columbia, **[\$360,000] \$442,000**; *Provided*, That no part of the money appropriated shall be used to pay the salaries of more than eighteen messengers assigned to duty in the Office of the Secretary. (5 U. S. C. 3, 249, 249a, 661-773; Act of Apr. 24, 1945, Public Law 38.)

Estimate 1947, **\$442,000**                      Appropriated 1946, **\$360,000**

\* Includes \$38,735 previously carried under "Salaries and expenses, Bureau of Accounts," and excludes \$2,430 transferred to "Salaries, Office of Chief Clerk, Treasury Department." For comparative purposes the amounts provided for 1945 and 1946 are shown in the schedule as transfers.

By objects	Obligations					
	Estimate, 1947		Estimate, 1946		Actual, 1945	
<b>PERSONAL SERVICES, DEPARTMENTAL</b>						
Clerical, administrative, and fiscal service: Grade 16. In excess of \$9,800.	Man-years	Total salary	Man-years	Total salary	Man-years	Total salary
Secretary.....	1	\$15,000	1	\$15,000	1	\$15,000
Under Secretary.....	1	10,000	1	10,000	1	10,000
Fiscal Assistant Secretary.....	1	10,000	1	10,000	0.3	2,917
Grade 15. Range \$8,750 to \$9,800.						
Assistant secretary.....	2	19,600	2	19,600	2.2	20,087
Assistant to the Secretary.....	3	28,350	3	28,350	1.9	16,447
Assistant to the Under Secretary.....					0.9	7,719
Assistant to the Fiscal Assistant Secretary.....	1	9,013	1	9,013	0.1	344
Administrative assistant to the Secretary.....	1	9,800	1	9,800	1	8,219
Budget officer.....	1	9,275	1	9,074	0.1	1,030
Technical assistant to the Secretary.....	1	9,013	0.9	8,433	0.9	7,157
Grade 14. Range \$7,175 to \$8,225.						
Executive assistant to Fiscal Assistant Secretary.....	1	7,963	1	7,760	1	6,937
Special assistant to the Secretary.....	1	8,225	1	8,085	1	7,250
Assistant administrative assistant to the Secretary.....	1	7,437	1	7,437	1	6,500
Director of press relations.....	1	7,438	1	7,356	1	6,500
Grade 13. Range \$6,230 to \$7,070.						
Assistant director of press relations.....	1	6,440	1	6,440	1	5,600
Administrative technician.....	1	6,800	1	6,747	1	6,000
Assistant to Assistant Secretary.....	1	6,650	1	6,650	1	5,900
Chief, budget division.....	1	6,440	1	6,440	1	5,600
Grade 12. Range \$5,180 to \$6,020.						
Information officer.....	2	11,200	2	11,144	2	9,600
Administrative technician.....	2	10,780	2	10,586	1.6	7,284
Administrative officer.....	1	5,000	1	5,543	1	4,800
Budget investigator.....	2	10,960	2	10,934	0.1	417
Grade 11. Range \$4,300 to \$5,180.						
Assistant to Assistant Secretary.....	1	5,180	1	5,180	1	4,600
Confidential assistant to Secretary.....	1	4,300	1	4,300	1	3,942
Examiner, fund control.....	1	5,180	1	5,113	1	4,400
Administrative aide to the Secretary.....	1	4,740	1	4,740	1	3,925
Administrative technician.....	2	8,820	2	8,820	1.2	4,537
Budget analyst.....	1	4,520	1	4,455	1	3,800
Information officer.....	1	4,740	1	4,740	1.1	4,047
Grade 9. Range \$3,640 to \$4,300.						
Budget analyst.....	2	7,610	2	7,580	2	6,475
Administrative assistant.....	1	3,750	1.1	4,424	2.8	9,339
Secretary.....	1	3,750	1	3,648	0.1	267
Secretarial assistant to Secretary.....					0.8	2,554
Assistant chief, correspondence division.....	1	3,750	1	3,750	1	3,300
Administrative technician.....	3	11,250	3	11,093	1.6	5,364
Grade 8. Range \$3,310 to \$3,970.						
Grade 7. Range \$2,980 to \$3,640.						
Grade 6. Range \$2,650 to \$3,310.						
Grade 5. Range \$2,320 to \$2,980.						
Grade 4. Range \$2,100 to \$2,496.						
Grade 3. Range \$1,902 to \$2,298.						
Grade 2. Range \$1,704 to \$2,100.						
Grade 1. Range \$1,506 to \$1,902.						

TRUST ACCOUNTS

The estimates of appropriation for trust accounts for 1947 are slightly greater than appropriations for 1946. Anticipated benefit payments from the Federal old-age and survivors insurance trust fund are expected to increase during the fiscal year 1947, and it is expected there will also be an increase in tax collections from employers and employees.

By objects	Obligations					
	Estimate, 1947		Estimate, 1946		Actual, 1945	
<b>PERSONAL SERVICES, DEPARTMENTAL—CON.</b>						
Crafts, protective, and custodial service:	Man-years	Total salary	Man-years	Total salary	Man-years	Total salary
Grade 4. Range \$1,770 to \$2,156.....	4	\$7,814	4	\$7,817	3.3	\$6,006
Grade 3. Range \$1,572 to \$1,902.....	7	12,418	7	12,388	8.2	12,220
Total permanent, departmental.....	111.3	438,500	111.3	434,805	113.7	367,292
W. A. E. employment, departmental.....	0.3	3,500	0.3	3,500	0.4	2,733
Overtime pay, departmental.....				11,000		53,327
01 Personal services (net).....	111.6	442,000	111.6	449,305	114.1	425,552
Reimbursements for services performed Transferred to "Salaries, Office of Chief Clerk, Treasury Department".....				+2,430		+2,433
Received by transfer from "Salaries and expenses, Bureau of Accounts".....				-38,735		-23,967
Net total obligations.....		442,000		413,000		402,928
Excess of obligations over appropriation due to Public Law 106.....				-53,000		
Estimated savings, unobligated balance.....						9,572
Total estimate or appropriation.....		442,000		360,000		412,500

Foreign Service Pay Adjustment, Appreciation of Foreign Currencies (Treasury)—

By objects	Obligations		
	Estimate, 1947	Estimate, 1946	Actual, 1945
07 Other contractual services.....		\$2,250	\$1,634
Received by transfer from appropriation under above title.....		-2,250	-2,250
Estimated savings, unobligated balance.....			616
Total estimate or appropriation.....			

Penalty Mail Costs, Treasury Department—

*Penalty mail costs:* For deposit in the general fund of the Treasury for cost of penalty mail of the Treasury Department as required by section 2 of the Act of June 28, 1944 (Public Law 364), **[\$5,701,500] \$4,743,000**. (Act of Apr. 24, 1945, Public Law 38.)

Estimate 1947, **\$4,743,000**                      Appropriated 1946, **\$5,701,500**

By objects	Obligations		
	Estimate, 1947	Estimate, 1946	Actual, 1945
04 Communication services.....	\$4,743,000	\$5,584,500	\$5,116,812
Transferred to "Penalty mail costs, Department of Commerce".....		+117,000	+19,570
Estimated savings, unobligated balance.....			754,018
Total estimate or appropriation.....	4,743,000	5,701,500	5,890,400

Reimbursement to Carriers of Deficits During Federal Control—

By objects	Obligations		
	Estimate, 1947	Estimate, 1946	Actual, 1945
13 Refunds, awards, and indemnities.....			\$21,297
Prior year balance available in 1945.....			-21,297
Total estimate or appropriation.....			

OFFICE OF THE SECRETARY—Continued

Subscriptions to Capital Stock, Smaller War Plants Corporation—

16 Investments and loans: Obligations—1945, \$50,000,000.

Subscriptions to Capital Stock, Federal Crop Insurance Corporation—

16 Investments and loans: Obligations—1945, \$30,000,000.

Restoration of Capital Impairment, Commodity Credit Corporation—

16 Investments and loans: Obligations—1945, \$256,764,881.

Subscriptions to Paid-in Surplus, Federal Land Banks, Revolving Fund—

By objects	Obligations		
	Estimate, 1947	Estimate, 1946	Actual, 1945
Retirements.....		-\$32,850,000	-\$65,323,018
Prior year balance available in 1945.....			-53,903,209
1945 balance available in 1946.....		-119,226,227	+119,226,227
1946 balance available in 1947.....	-\$152,076,227	+152,076,227	
1947 balance available in 1948.....	+152,076,227		
Total estimate or appropriation.....			

Subscriptions to Capital Stock, Federal Land Banks, Revolving Fund—

By objects	Obligations		
	Estimate, 1947	Estimate, 1946	Actual, 1945
Retirements.....	-\$72,000,000	-\$2,568,000	-\$2,264,590
Prior year balance available in 1945.....			-4,868,950
1945 balance available in 1946.....		-7,133,540	+7,133,540
1946 balance available in 1947.....	-10,001,540	+10,001,540	
1947 balance available in 1948.....	+8,001,540		
Total estimate or appropriation.....			

Administrative Expenses, Adjusted Compensation Payment Act, Treasury Department—

Administrative expenses, Adjusted Compensation Payment Act, 1936, Treasury Department: For transfer to the Post Office Department to cover the cost of certification for redemption, recording, and other handling, including registry fees and postage on mailings, of bonds issued under the provisions of the Adjusted Compensation Payment Act of 1936, fiscal years 1945 and 1946, \$250,000. (Act of July 5, 1945, Public Law 132.)

By objects	Obligations		
	Estimate, 1947	Estimate, 1946	Actual, 1945
04 Communication services.....		\$237,376	\$12,624
1945 balance available in 1946.....		-237,376	+237,376
Total estimate or appropriation.....			250,000

Refunds Under Renegotiation Act, Treasury Department—

Refunds under Renegotiation Act: There is hereby appropriated, to remain available until June 30, 1946, such amount not exceeding \$15,000,000 as may be necessary to make the refunds, including refunds for prior years, required by section 403 (a) (4) (D) (relating to the recomputation of the amortization deduction) and by the last sentence of section 403 (i) (3) (relating to excess inventories) of the Renegotiation Act; and to refund any amount finally adjudged or determined to have been erroneously collected by the United States pursuant to a unilateral determination of excessive profits, with such interest thereon (at a rate not to exceed 4 per centum per annum) as may be adjudged or determined to be owing in law or equity: *Provided*, That to the extent refunds are made from this appropriation of excessive profits collected under the Renegotiation Act and retained by the Reconstruction Finance Corporation or any of its subsidiaries the Reconstruction Finance Corporation or the appropriate subsidiary shall reimburse this appropriation: *Provided further*, That the War Contracts Price Adjustment Board or its duly authorized representative shall certify the amount of any refund to be made in pursuance hereof to the Secretary of the Treasury who shall make payment upon such certificate in lieu of any voucher which might otherwise be required. (Act of Apr. 25, 1945, Public Law 40.)

By objects	Obligations		
	Estimate, 1947	Estimate, 1946	Actual, 1945
13 Refunds, awards, and indemnities.....		\$15,000,000	
1945 balance available in 1946.....		-15,000,000	+15,000,000
Total estimate or appropriation.....			15,000,000

Foreign War Relief (Allotment to Treasury)—

By objects	Obligations					
	Estimate, 1947		Estimate, 1946		Actual, 1945	
	Man-years	Total salary	Man-years	Total salary	Man-years	Total salary
<b>PERSONAL SERVICES, DEPARTMENTAL</b>						
Clerical, administrative, and fiscal service:						
Grade 7. Range \$2,980 to \$3,640.....			1	\$3,200	1	\$2,700
Grade 4. Range \$2,100 to \$2,496.....			1	2,232	1	1,860
Grade 2. Range \$1,704 to \$2,100.....					0.6	937
Total permanent, departmental.....			2	5,432	2.6	5,497
Overtime pay, departmental.....				236		1,191
All personal services, departmental.....			2	5,668	2.6	6,688
<b>PERSONAL SERVICES, FIELD</b>						
Clerical, administrative, and fiscal service:						
Grade 9. Range \$3,640 to \$4,300.....			0.5	1,875	1	3,200
Chief of warehouse.....					1	3,200
Purchasing officer.....					0.4	1,083
Grade 7. Range \$2,980 to \$3,640.....					1	2,300
Grade 6. Range \$2,650 to \$3,310.....					2	4,000
Grade 5. Range \$2,320 to \$2,980.....			0.5	1,215		
Grade 4. Range \$2,100 to \$2,496.....			1	2,166	2.7	4,950
Grade 3. Range \$1,902 to \$2,298.....			1.5	2,880	3.5	5,772
Grade 2. Range \$1,704 to \$2,100.....			2	3,510	1.8	2,746
Crafts, protective, and custodial service:						
Grade 6. Range \$2,166 to \$2,562.....			0.5	1,116	1	1,920
Grade 5. Range \$1,968 to \$2,364.....			1	2,040	3.9	7,800
Unclassified.....			5.5	10,521	5	8,500
Total permanent, field.....			12.5	25,323	23.3	45,471
Overtime pay, field.....				1,784		10,103
All personal services, field.....			12.5	27,107	23.3	55,574
01 Personal services (net).....			14.5	32,775	25.9	62,262
<b>OTHER OBLIGATIONS</b>						
02 Travel.....				25		10
03 Transportation of things.....				2,000		4,366
04 Communication services.....				500		1,060
05 Rents and utility services.....				24,000		46,718
06 Printing and binding.....						2,217
07 Other contractual services.....				900		1,825
08 Supplies and materials.....				100		224
09 Equipment.....						2
Total other obligations.....				27,525		56,422
Total administrative expenses.....				60,300		118,684
Purchase of materials and supplies for foreign war relief.....				1,149,700		6,195,107
Transportation and distribution of foreign war relief materials and supplies by American Red Cross.....				790,000		1,333,100
Grand total obligations.....				2,000,000		7,646,891
Received by transfer from "Foreign war relief".....				-2,000,000		-2,157,000
Prior year balance available in 1945.....						-8,483,372
Estimated savings, unobligated balance.....						2,993,481
Total estimate or appropriation.....						

Total, Office of the Secretary, annual appropriations, general account:

Estimate 1947, \$5,185,000      Appropriated 1946, \$6,061,500

Permanent indefinite appropriations, general account:

Payment of Interest on Deposits of Public Moneys of Government of Philippine Islands—

The Secretary of the Treasury is authorized to accept, upon such terms and conditions as he may from time to time prescribe, deposits of public moneys of the government of the Philippine Islands and to pay out of any funds in the Treasury not otherwise appropriated, interest on any or all of such deposits, other than demand deposits, at such rate or rates, not in excess of 2 per centum, as the Secretary of the Treasury may from time to time prescribe. (48 Stat. 929.)

Estimate 1947, \$2,010,000      Appropriated 1946, \$2,010,000

14 Interest: Obligations—1947, \$2,010,000; 1946, \$2,010,000; 1945, \$1,988,581.



FOREIGN FUNDS CONTROL—Continued

Salaries and Expenses, Foreign Funds Control—Continued

By objects	Obligations					
	Estimate, 1947		Estimate, 1946		Actual, 1945	
	Man-years	Total salary	Man-years	Total salary	Man-years	Total salary
<b>PERSONAL SERVICES, DEPARTMENTAL</b>						
Clerical, administrative, and fiscal service:						
Grade 15. Range \$8,750 to \$9,800:						
Assistant to Secretary.....					0.4	\$3,750
Director.....	1	\$9,013	1	\$8,800	0.7	5,778
Grade 14. Range \$7,175 to \$8,225:						
Deputy director.....					0.7	5,178
Assistant director.....					0.3	1,806
Chief of division.....	2	14,613	2	14,400	1.4	9,389
Treasury representative.....	2	14,350	2.1	14,922	1.9	12,764
Grade 13. Range \$6,230 to \$7,070:						
Special assistant to director.....					0.7	4,122
Assistant to division chief.....	2	12,600	3	19,092	3	16,800
Executive officer.....	1	6,440	1	6,254	1	5,367
Chief of section.....	5	31,360	4.6	28,298	5.9	33,111
Treasury representative.....	2	12,460	2.8	17,941	1.7	9,522
Grade 12. Range \$5,180 to \$6,020:						
Chief of section.....	1	5,180	1	5,180	2	9,392
Head of unit.....	6.5	33,880	5.9	31,144	8.3	38,500
Staff assistant.....					1.6	7,475
Treasury representative.....	2	10,360	2.9	15,247	0.5	2,300
Business and finance specialist.....					3.1	14,814
Accounting analyst.....					1.6	7,219
Grade 11. Range \$4,300 to \$5,180:						
Chief of section.....	2	8,820	1.7	7,484	1.9	7,283
Assistant chief of section.....	2	8,600	1.8	7,682		
Head of unit.....					0.4	1,478
Treasury representative.....					1.4	5,450
Business and finance specialist.....	14.5	62,350	15.5	66,347	10.4	39,806
Administrative officer.....			1	4,520	1.6	6,175
Grade 10. Range \$3,970 to \$4,630:						
Chief of section.....			0.2	785	1	3,500
Grade 9. Range \$3,640 to \$4,300:						
Head of unit.....	2	7,280	1.5	5,485	1.9	5,956
Administrative officer.....	1	3,640	1.5	5,345	2.4	7,558
Licensing analyst.....	2	7,280	4.7	17,392	9.9	32,449
Enforcement analyst.....	8	29,230	11.7	43,326	12.3	39,276
Accounting analyst.....					0.6	1,946
Grade 8. Range \$3,310 to \$3,970:						
Grade 7. Range \$2,980 to \$3,640:						
Grade 6. Range \$2,650 to \$3,310:						
Grade 5. Range \$2,320 to \$2,980:						
Grade 4. Range \$2,100 to \$2,496:						
Grade 3. Range \$1,902 to \$2,298:						
Grade 2. Range \$1,704 to \$2,100:						
Grade 1. Range \$1,006 to \$1,902:						
Professional service:						
Grade 8. Range \$8,750 to \$9,800:						
Chief counsel.....	1	9,013	0.5	4,385	0.6	4,889
Treasury representative.....			0.5	4,375		
Grade 7. Range \$7,175 to \$8,225:						
Attorney.....	2	14,613	3	22,181	4.9	32,208
Economic analyst.....			2.3	16,833		
Grade 6. Range \$6,230 to \$7,070:						
Attorney.....	2	12,670	3	18,819	5.8	32,683
Economic analyst.....			1.7	10,303	3	16,722
Grade 5. Range \$5,180 to \$6,020:						
Attorney.....	3	15,750	4.1	21,223	7	32,864
Economic analyst.....			1	5,180		
Treasury representative.....			3	15,540		
Grade 4. Range \$4,300 to \$5,180:						
Attorney.....	3	13,340	2.9	12,839	6.3	23,933
Grade 3. Range \$3,640 to \$4,300:						
Attorney.....			1.1	3,966	1.4	4,400
Economic analyst.....			2.7	9,995	1.5	4,667
Grade 2. Range \$2,980 to \$3,640:						
Subprofessional service:						
Grade 5. Range \$2,100 to \$2,496:			3	6,506	3.7	6,755
Crafts, protective, and custodial service:						
Grade 5. Range \$1,968 to \$2,364:			1	2,034	1	1,680
Grade 4. Range \$1,770 to \$2,166:			1	1,902	8	12,853
Grade 3. Range \$1,572 to \$1,902:			7	12,038	20.1	33,846
Total permanent, departmental.....	252		408.7		576.9	
		757,451		1,165,038		1,330,164

By objects	Obligations					
	Estimate, 1947		Estimate, 1946		Actual, 1945	
	Man-years	Total salary	Man-years	Total salary	Man-years	Total salary
<b>PERSONAL SERVICES, DEPARTMENTAL—COD.</b>						
Temporary employment, departmental.....	2	\$3,408			3	\$5,112
Part-time employment, departmental.....					0.7	1,456
W. A. E. employment, departmental.....					0.5	1,490
Overtime pay, departmental.....						41,671
Night-work differential, departmental.....						254,184
All personal services, departmental.....	254	760,971	412.2	1,213,423	582.5	1,596,975
<b>PERSONAL SERVICES, FIELD</b>						
Clerical, administrative, and fiscal service:						
Grade 13. Range \$6,230 to \$7,070:						
Agent-in-charge.....					0.5	2,878
Grade 12. Range \$5,180 to \$6,020:						
Agent-in-charge.....					0.5	2,646
Business and finance specialist.....					0.1	511
Investigator.....					1	4,472
Grade 11. Range \$4,300 to \$5,180:						
Agent-in-charge.....					1.1	4,657
Business and finance specialist.....					0.4	1,531
Investigator.....	2	8,600	3.8	16,373	3	11,347
Treasury representative.....			2	8,600		
Grade 9. Range \$3,640 to \$4,300:						
Agent-in-charge.....					1	3,597
Licensing analyst.....						1.2
Investigator.....					0.2	700
Business enterprise supervisor.....						7.4
Grade 8. Range \$3,310 to \$3,970:						0.2
Grade 6. Range \$2,650 to \$3,310:	1	2,870	1	2,848	1	2,375
Grade 5. Range \$2,320 to \$2,980:						0.4
Grade 4. Range \$2,100 to \$2,496:					3	6,377
Grade 3. Range \$1,902 to \$2,298:						1.8
Grade 2. Range \$1,704 to \$2,100:						0.9
Grade 1. Range \$1,506 to \$1,902:						0.1
Professional service:						
Grade 7. Range \$7,175 to \$8,225:						
Treasury representative.....					1	7,337
Crafts, protective, and custodial service:						
Grade 2. Range \$1,440 to \$1,770:					1	1,492
Grade 1. Range \$864 to \$1,152:						0.2
Total permanent, field.....	3	11,470	14.6	54,627	21.8	67,196
Unclassified, field.....			4	2,400		
Temporary employment, field.....					0.3	480
Additional pay for foreign service, field.....						5,226
Overtime pay, field.....						11,533
All personal services, field.....	3	11,470	18.6	63,177	22.1	84,435
01 Personal services (net).....	257	772,441	430.8	1,276,600	604.6	1,681,410
<b>OTHER OBLIGATIONS</b>						
02 Travel.....		50,000		78,200		67,936
03 Transportation of things.....		1,500		1,500		1,500
04 Communication services.....		52,230		58,530		60,744
Payment for penalty mail.....		1,200		1,500		1,876
05 Rents and utility services.....		11,069		38,540		49,087
06 Printing and binding.....		12,000		12,000		13,704
07 Other contractual services.....		9,750		14,750		7,902
Reimbursements.....		2,370		3,880		148,304
08 Supplies and materials.....		10,000		12,000		15,242
09 Equipment.....		2,500		2,500		6,236
Total other obligations.....		152,559		223,400		373,131
Grand total obligations.....		925,000		1,500,000		2,054,541
Reimbursements to Federal Reserve banks.....		+375,000		+500,000		+747,994
Reimbursements for services performed.....						-36,929
Net total obligations.....		1,300,000		2,000,000		2,765,606
Carried to surplus fund, Public Law 127.....						+1,000,000
Covered into Treasury as miscellaneous receipts, Public Law 529.....						+2,225
Estimated savings, unobligated balance.....						232,169
Total estimate or appropriation.....		1,300,000		2,000,000		4,000,000

Statement of proposed expenditures for purchase, maintenance, repair, and operation of passenger-carrying vehicles for the fiscal year ending June 30, 1947

FOREIGN FUNDS CONTROL

Appropriation	Vehicles (motor unless otherwise indicated) to be purchased		Old vehicles to be exchanged		Net cost of vehicles to be purchased	Old vehicles still to be used	Total maintenance, repair, and operation, all vehicles	Public purpose and users
	Number	Gross cost	Number	Allowance (estimated)				
Salaries and expenses, Foreign Funds Control.						1	\$250	For use in Washington by staff members for frequent trips to Government offices and embassies distant from the Foreign Funds Control offices.



DIVISION OF TAX RESEARCH

Salaries, Division of Tax Research, Treasury Department—  
Salaries: For personal services in the District of Columbia,  
[ \$153,500 ] \$176,000. (Act of Apr. 24, 1945, Public Law 58.)  
Annual appropriation, general account:  
Estimate 1947, \$176,000                      Appropriated 1946, \$153,500

By objects	Obligations					
	Estimate, 1947		Estimate, 1946		Actual, 1945	
	Man-years	Total salary	Man-years	Total salary	Man-years	Total salary
<b>PERSONAL SERVICES, DEPARTMENTAL</b>						
Professional service:						
Grade 8. Range \$8,750 to \$9,800:						
Director of division.....	1	\$9,800	1	\$9,800	1	\$9,000
Grade 7. Range \$7,175 to \$8,225:						
Assistant director.....	2	14,875	1.7	12,722	1	6,812
Grade 6. Range \$6,230 to \$7,070:						
Principal economic analyst.....	5.7	36,873	5.7	36,768	4.4	25,495
Grade 5. Range \$5,180 to \$6,020:						
Senior economic analyst.....	2.9	15,102	2.9	15,318	4	18,807
Grade 4. Range \$4,300 to \$5,180:						
Economic analyst.....	2.5	10,750	2.5	10,750	3	11,558
Grade 3. Range \$3,640 to \$4,300:						
Associate economic analyst.....	4	14,650	4	14,550	2	7,050
Grade 2. Range \$2,980 to \$3,640:						
.....	2.9	8,852	2.9	8,764	5	13,255
Grade 1. Range \$2,320 to \$2,980:						
.....	3.7	8,582	3.7	8,582	3.2	6,584
Clerical, administrative, and fiscal service:						
Grade 7. Range \$2,980 to \$3,640:						
.....	2	6,180	2	5,998	0.4	975
Grade 6. Range \$2,650 to \$3,310:						
.....	1	3,310	1	3,310	1.9	4,975
Grade 5. Range \$2,320 to \$2,980:						
.....	2.7	6,500	2.7	6,369	3.6	8,006
Grade 4. Range \$2,100 to \$2,496:						
.....	6.6	13,853	6.6	14,505	7.3	13,611
Grade 3. Range \$1,902 to \$2,298:						
.....	6.8	13,434	6.8	13,500	6.5	10,518
Grade 2. Range \$1,704 to \$2,100:						
.....	2.3	3,919	2.6	4,430	1.4	2,210
Crafts, protective, and custodial service:						
Grade 3. Range \$1,572 to \$1,902:						
.....	3	4,920	3	4,890	2	2,787
Total permanent, departmental.....	49.1	171,600	49.1	170,256	46.7	141,643
Temporary employment, departmental.....	0.2	400	0.2	400	0.4	748
Part-time employment, departmental.....					0.3	607
W. A. E. employment, departmental.....	0.4	4,000	0.4	4,000	0.3	2,344
Overtime pay, departmental.....				4,132		23,890
01 Personal services (net).....	49.7	176,000	49.7	178,788	47.7	169,232
Excess of obligations over appropriation due to Public Law 106.....				-25,288		
Estimated savings, unobligated balance.....						63
Total estimate or appropriation.....		176,000		153,500		169,295

OFFICE OF TAX LEGISLATIVE COUNSEL

Salaries, Office of Tax Legislative Counsel, Treasury Department—  
Salaries: For personal services in the District of Columbia,  
[ \$80,000 ] \$90,500. (Act of Apr. 24, 1945, Public Law 58.)  
Annual appropriation, general account:  
Estimate 1947, \$90,500                      Appropriated 1946, \$80,000

By objects	Obligations					
	Estimate, 1947		Estimate, 1946		Actual, 1945	
	Man-years	Total salary	Man-years	Total salary	Man-years	Total salary
<b>PERSONAL SERVICES, DEPARTMENTAL</b>						
Professional service:						
Grade 8. Range \$8,750 to \$9,800:						
Tax legislative counsel.....	1	\$8,873	1	\$8,780	1	\$8,621
Grade 7. Range \$7,175 to \$8,225:						
Assistant tax legislative counsel.....	2	15,400	2	15,400	1.9	12,135
Principal attorney.....	1	7,175	1	7,175	0.3	2,167
Grade 6. Range \$6,230 to \$7,070:						
Senior attorney.....	2	12,460	2	12,460	2	11,200
Grade 5. Range \$5,180 to \$6,020:						
Senior attorney.....	2	10,360	2	10,489	2.7	12,266
Grade 4. Range \$4,300 to \$5,180:						
Attorney.....	1	4,300	1	4,300	0.8	3,167
Grade 2. Range \$2,980 to \$3,640:						
.....	1	2,980	0.7	2,178	0.6	1,566
Grade 1. Range \$2,320 to \$2,980:						
.....	1	2,320	0.8	1,874	0.2	433
Clerical, administrative, and fiscal service:						
Grade 6. Range \$2,650 to \$3,310:						
.....	3	9,350	3	9,350	3	7,975
Grade 5. Range \$2,320 to \$2,980:						
.....	1	2,430	1	2,320	1	2,000
Grade 4. Range \$2,100 to \$2,496:						
.....	3.6	7,508	3.9	7,923	3	5,343
Grade 3. Range \$1,902 to \$2,298:						
.....	2	3,936	2.4	4,395	3.5	5,636
Crafts, protective, and custodial service:						
Grade 3. Range \$1,572 to \$1,902:						
.....	2	3,408	2	3,408	2	2,760
Total permanent, departmental.....	22.6	90,500	22.8	90,052	22	75,269
Temporary employment, departmental.....					0.1	489
Overtime pay, departmental.....				1,773		11,005
01 Personal services (net).....	22.6	90,500	22.8	91,825	22.1	86,763
Excess of obligations over appropriation due to Public Law 106.....				-11,825		
Estimated savings, unobligated balance.....						16,537
Total estimate or appropriation.....		90,500		80,000		103,300

DIVISION OF RESEARCH AND STATISTICS

Salaries, Division of Research and Statistics, Treasury Department—  
Salaries: For personal services in the District of Columbia,  
[ \$155,000 ] \$178,100. (Act of Apr. 24, 1945, Public Law 58.)  
Annual appropriation, general account:  
Estimate 1947, \$178,100                      Appropriated 1946, \$155,000

By objects	Obligations					
	Estimate, 1947		Estimate, 1946		Actual, 1945	
	Man-years	Total salary	Man-years	Total salary	Man-years	Total salary
<b>PERSONAL SERVICES, DEPARTMENTAL</b>						
Professional service:						
Grade 8. Range \$8,750 to \$9,800:						
Director.....	1	\$9,800	1	\$9,800	1	\$9,000
Grade 7. Range \$7,175 to \$8,225:						
Assistant director.....	2	16,450	2	16,319	2	14,500
Grade 6. Range \$6,230 to \$7,070:						
Assistant to the director.....	1	7,070	1	7,070	1	6,400
Economic analyst.....	1	6,440	1	6,440	1	5,600
Grade 5. Range \$5,180 to \$6,020:						
Economic analyst.....	1	5,180	1	5,180	0.6	2,619
Grade 4. Range \$4,300 to \$5,180:						
Economic analyst.....	4	18,300	4	18,050	3.6	13,936
Head librarian.....	1	5,180	1	5,180	1	4,400
Grade 3. Range \$3,640 to \$4,300:						
Statistician.....	2	7,500	2	7,390	2.8	9,075
Assistant head, graphic section.....	1	3,750	1	3,750	1	3,200
Grade 2. Range \$2,980 to \$3,640:						
.....	4	12,360	4	12,204	3.8	9,991
Grade 1. Range \$2,320 to \$2,980:						
.....	5	12,810	5	12,590	4.6	9,804
Clerical, administrative, and fiscal service:						
Grade 12. Range \$5,180 to \$6,020:						
Administrative assistant.....	1	5,390	1	5,372	1	4,600
Grade 9. Range \$3,640 to \$4,300:						
Assistant administrative assistant.....	1	3,860	1	3,778	1	3,225
Grade 7. Range \$2,980 to \$3,640:						
.....	1	3,090	1	3,017	0.3	839
Grade 6. Range \$2,650 to \$3,310:						
.....	2	6,180	2	6,097	2	5,200
Grade 5. Range \$2,320 to \$2,980:						
.....	4	10,300	4	10,217	3.9	8,696
Grade 4. Range \$2,100 to \$2,496:						
.....	8.6	18,564	8.6	18,324	10	18,699
Grade 3. Range \$1,902 to \$2,298:						
.....	6.5	12,514	6.5	12,371	7	11,795
Grade 2. Range \$1,704 to \$2,100:						
.....	2.3	4,130	2.3	4,107	3.5	6,055
Crafts, protective, and custodial service:						
Grade 4. Range \$1,770 to \$2,166:						
.....	1	1,836	1	1,804	0.8	1,254
Grade 3. Range \$1,572 to \$1,902:						
.....	2	3,606	2	3,579	2	2,886
Total permanent, departmental.....	53.4	178,060	53.4	176,419	54.9	153,965
Overtime pay, departmental.....				5,205		26,742
Night-work differential, departmental.....				40		
01 Personal services (net).....	53.4	178,100	53.4	181,664	54.9	180,707
Excess of obligations over appropriation due to Public Law 106.....				-2,664		
Estimated savings, unobligated balance.....						793
Total estimate or appropriation.....		178,100		155,000		181,500

OFFICE OF GENERAL COUNSEL

Salaries, Office of General Counsel, Treasury Department—  
Salaries: For the General Counsel and other personal services in the District of Columbia, [ \$160,000 ] \$179,100. (5 U. S. C. 248a; Act of Apr. 24, 1945, Public Law 58.)  
Annual appropriation, general account:  
Estimate 1947, \$179,100                      Appropriated 1946, \$160,000

By objects	Obligations					
	Estimate, 1947		Estimate, 1946		Actual, 1945	
	Man-years	Total salary	Man-years	Total salary	Man-years	Total salary
<b>PERSONAL SERVICES, DEPARTMENTAL</b>						
Professional service:						
Grade 9. In excess of \$9,800:						
General counsel.....	1	\$10,000	1	\$10,000	1	\$10,000
Grade 8. Range \$8,750 to \$9,800:						
Assistant general counsel.....	4.5	43,575	4.5	43,575	4.2	36,403
Assistant to the general counsel.....	1	8,750	1	8,750	1	8,000
Grade 7. Range \$7,175 to \$8,225:						
Special assistant to the general counsel.....	1.5	11,025	1.5	11,025	1.4	9,625
Grade 6. Range \$6,230 to \$7,070:						
Head, opinions unit.....	0.8	4,984	0.8	4,984	1	5,367
Principal assistant.....	1	6,440	1	6,440	1	5,600
Attorney.....	1	6,230	1	6,230	0.3	1,400
Grade 5. Range \$5,180 to \$6,020:						
General assistant.....	2	10,570	2	10,497	0.7	3,450
Attorney.....	2	10,570	2	10,497	0.9	4,472
Grade 4. Range \$4,300 to \$5,180:						
Attorney.....	1.5	6,450	1.5	6,450	0.9	3,652
Grade 3. Range \$3,640 to \$4,300:						
Attorney.....	1.6	5,934	1.6	5,934	1.7	5,343
Grade 2. Range \$2,980 to \$3,640:						
Attorney.....	1.4	4,172	1.4	4,172	0.2	388



OFFICE OF GENERAL COUNSEL—Continued

Salaries, Office of General Counsel, Treasury Department—Con.

By objects	Obligations					
	Estimate, 1947		Estimate, 1946		Actual, 1945	
	Man-years	Total salary	Man-years	Total salary	Man-years	Total salary
<b>PERSONAL SERVICES, DEPARTMENTAL—CON.</b>						
Clerical, administrative, and fiscal service:						
Grade 9. Range \$3,640 to \$4,300:						
Administrative assistant.....	1	\$3,970	1	\$3,898	1	\$3,325
Staff assistant.....	1	3,860	1	3,860	1	3,300
Grade 5. Range \$2,320 to \$2,980.....	7	17,780	7	17,661	7.2	15,804
Grade 4. Range \$2,100 to \$2,496.....	3	6,696	3	6,660	3.9	7,378
Grade 3. Range \$1,902 to \$2,298.....	6	11,440	6	11,440	5.7	9,437
Grade 2. Range \$1,704 to \$2,100.....	1	1,770	1	1,770	1.2	1,648
Subprofessional service:						
Grade 7. Range \$2,650 to \$3,310.....	1	3,310	1	3,251	1	2,750
Grade 5. Range \$2,100 to \$2,496.....	1.6	3,690	1.6	3,654	1	2,032
Crafts, protective, and custodial service:						
Grade 3. Range \$1,572 to \$1,902.....	4	6,882	4	6,773	4	5,550
Grade 2. Range \$1,440 to \$1,770.....	1	1,572	1	1,572	1	1,260
Total permanent, departmental.....	43.9	179,100	43.9	178,596	41.3	146,184
Overtime pay, departmental.....				3,209		20,202
01 Personal services (net).....	43.9	179,100	43.9	181,805	41.3	166,386
Received by transfer from "Expenses of loans, act September 24, 1917, as amended and extended".....						-31,728
Net total obligations.....		179,100		181,805		134,658
Excess of obligations over appropriation due to Public Law 106.....				-21,805		
Estimated savings, unobligated balance.....						15,342
Total estimate or appropriation.....		179,100		160,000		150,000

DIVISION OF PERSONNEL

Salaries, Division of Personnel, Treasury Department—

Salaries: For the Chief of the Division, and other personal services in the District of Columbia, [\$164,000] \$206,900. (Act of Apr. 24, 1945, Public Law 38.)

Annual appropriation, general account:

Estimate 1947, \$206,900                      Appropriated 1946, \$164,000

By objects	Obligations					
	Estimate, 1947		Estimate, 1946		Actual, 1945	
	Man-years	Total salary	Man-years	Total salary	Man-years	Total salary
<b>PERSONAL SERVICES, DEPARTMENTAL</b>						
Clerical, administrative, and fiscal service:						
Grade 15. Range \$8,750 to \$9,800:						
Director of personnel.....	1	\$8,750	1	\$8,750	0.2	\$1,667
Grade 14. Range \$7,175 to \$8,225:						
Director of personnel.....					0.8	5,542
Assistant director of personnel.....	1	7,175	1	7,175	0.2	1,354
Grade 13. Range \$6,230 to \$7,070:						
Chief of section.....	2	12,460	2	12,460	1	6,075
Grade 12. Range \$5,180 to \$6,020:						
Assistant chief of section.....	3	16,170	3	15,840	1.9	8,839
Assistant to the director.....					0.9	4,050
Employee relations adviser.....					0.8	3,642
Grade 11. Range \$4,300 to \$5,180:						
Classification investigator.....					0.3	1,055
Grade 9. Range \$3,640 to \$4,300:						
Chief of section.....	1	3,860	1	3,860	1	3,300
Classification investigator.....	4	14,670	2	7,386	0.9	3,111
Grade 7. Range \$2,980 to \$3,640.....	12	37,410	10	31,272	7.9	21,411
Grade 6. Range \$2,650 to \$3,310.....					0.3	639
Grade 5. Range \$2,320 to \$2,980.....	11.5	29,140	10.5	26,356	11.8	25,764
Grade 4. Range \$2,100 to \$2,496.....	12.5	27,240	12	25,624	11.5	21,471
Grade 3. Range \$1,902 to \$2,298.....	16.5	32,340	16.4	31,802	19.4	31,988
Grade 2. Range \$1,704 to \$2,100.....	8.4	14,360	9	15,375	12.6	18,150
Crafts, protective, and custodial service:						
Grade 3. Range \$1,572 to \$1,902.....	2	3,325	2	3,325	1.3	1,807
Total permanent, departmental.....	74.9	206,900	69.9	189,225	72.8	159,865
Overtime pay, departmental.....				7,000		31,446
01 Personal services (net).....	74.9	206,900	69.9	196,225	72.8	191,311
Excess of obligations over appropriation due to Public Law 106.....				-32,225		
Estimated savings, unobligated balance.....						184
Total estimate or appropriation.....		206,900		164,000		191,495

OFFICE OF CHIEF CLERK

Salaries, Office of Chief Clerk, Treasury Department—

Salaries: For the Chief Clerk and other personal services in the District of Columbia, [\$286,000] \$355,000. (5 U. S. C. 249; Act of Apr. 24, 1945, Public Law No. 38.)

Estimate 1947, \$355,000                      Appropriated 1946, \$286,000

\* Includes \$2,430 transferred from "Salaries, Office of Secretary of the Treasury." For comparative purposes the amounts appropriated for 1945 and 1946 are shown in the schedule as transfers.

By objects

Obligations

	Estimate, 1947		Estimate, 1946		Actual, 1945	
	Man-years	Total salary	Man-years	Total salary	Man-years	Total salary
<b>PERSONAL SERVICES, DEPARTMENTAL</b>						
Clerical, administrative, and fiscal service:						
Grade 13. Range \$6,230 to \$7,070:						
Chief clerk.....	1	\$7,070	1	\$7,070	1	\$6,400
Grade 11. Range \$4,300 to \$5,180:						
Assistant chief clerk.....	1	4,520	1	4,402	1	3,800
Grade 10. Range \$3,970 to \$4,630:						
Executive assistant.....	1	4,410	1	4,410	1	3,800
Grade 8. Range \$3,310 to \$3,970.....	2	7,830	1.9	7,666	1.7	5,824
Grade 7. Range \$2,980 to \$3,640.....	2	6,840	2	6,790	2	5,900
Grade 6. Range \$2,650 to \$3,310.....	3.9	12,000	4	12,070	4	10,375
Grade 5. Range \$2,320 to \$2,980.....	13	32,749	12	30,434	12	26,573
Grade 4. Range \$2,100 to \$2,496.....	33	78,324	33	78,324	32.1	61,363
Grade 3. Range \$1,902 to \$2,298.....	28.1	55,157	26.1	51,353	25.2	43,192
Grade 2. Range \$1,704 to \$2,100.....	34.2	59,500	32.2	56,087	34.6	50,970
Grade 1. Range \$1,506 to \$1,902.....					0.2	238
Crafts, protective, and custodial service:						
Grade 8. Range \$2,540 to \$3,200.....	1	2,760	1	2,685	1	2,300
Grade 7. Range \$2,364 to \$2,870.....	1	2,496	1	2,463	1	2,085
Grade 6. Range \$2,160 to \$2,562.....	1	2,298	1	2,253	1	1,920
Grade 4. Range \$1,770 to \$2,166.....	5.9	12,468	5.9	12,154	4.4	7,383
Grade 3. Range \$1,572 to \$1,902.....	30.6	54,529	30.6	52,611	28.8	41,300
Grade 2. Range \$1,440 to \$1,770.....	3	5,046	3	4,988	3.1	4,638
Total permanent, departmental.....	161.7	347,997	156.7	335,760	154.1	278,061
Overtime pay, departmental.....		5,938		19,875		58,824
Night work differential, departmental.....		1,065		1,065		
01 Personal services (net).....	161.7	355,000	156.7	356,700	154.1	336,885
Received by transfer from "Salaries, Office of Secretary of the Treasury".....				-2,430		-2,433
Net total obligations.....		355,000		354,270		334,452
Excess of obligations over appropriation due to Public Law 106.....				-68,270		
Estimated savings, unobligated balance.....						10,548
Total estimate or appropriation.....		355,000		286,000		345,000

MISCELLANEOUS [AND CONTINGENT] EXPENSES, TREASURY DEPARTMENT

Miscellaneous Expenses, Treasury Department—

Miscellaneous expenses: For all necessary miscellaneous [and contingent] expenses of the Office of the Secretary and the Bureaus and offices of the Treasury Department, not otherwise provided for; including operating expenses of the Treasury, Treasury Annex, Auditors', and Liberty Loan Buildings; [financial journals, purchase (including exchange) of] books of reference, [and] lawbooks, [technical and scientific books, newspapers] and periodicals, [expenses incurred in completing imperfect series, library cards, supplies, and all other necessary expenses connected with the library]; newspapers; not [exceeding] to exceed \$15,000 for [traveling expenses, including the payment of actual transportation and subsistence expenses to any person whom the Secretary of the Treasury may from time to time invite to the city of Washington or elsewhere for conference and advisory purposes in furthering the work of the Department; freight, expressage, telegraph and telephone service;] travel expenses: maintenance, operation, and repair of [motortrucks and] three passenger automobiles (one for the Secretary of the Treasury and two for general use of the Department), all to be used for official purposes only; [file holders and cases; fuel, oils, grease, and heating supplies and equipment; gas and electricity for lighting, heating, and power purposes, including material, fixtures, and equipment therefor; floor covering and repairs thereto, furniture and office equipment, including supplies therefor and repairs thereto; purchase and repair of uniforms for elevator conductors; awnings, window shades, and fixtures; cleaning supplies and equipment; drafting equipment; flags; hand trucks; ladders; miscellaneous hardware;] not to exceed \$500 for streetcar fares [not exceeding \$650; thermometers; lavatory equipment and supplies; tools and sharpening same; laundry service; laboratory supplies and equipment; removal of rubbish; postage;] and not to exceed [\$30,000] \$25,000 for stationery [for the Treasury Department and its several bureaus and offices, and field services thereof, except such bureaus and offices as may be otherwise specifically provided for, including tags, labels, and index cards, printed in the course of manufacturing, packing boxes and other materials necessary for shipping stationery supplies, and cost of transportation of stationery supplies purchased free on board point of shipment and of such supplies shipped from Washington to field offices; and other absolutely necessary articles, supplies, and equipment not otherwise provided for; \$260,000: Provided, That the appropriations for the Bureau of Accounts, Bureau of the Public Debt, Internal Revenue Service, Procurement Division, Office of the Treasurer of the United States, Division of Disbursement, and Foreign Funds Control for the fiscal year 1946 are hereby made available for the payment of items otherwise properly chargeable to this appropriation, the provisions of section 6, Act of August 23, 1912 (31 U. S. C. 669), to the contrary notwithstanding]; \$240,000. (5 U. S. C. 249, Act of Apr. 24, 1945, Public Law No. 38.)

Estimate 1947, \$240,000

Appropriated 1946, \$260,000

By objects	Obligations		
	Estimate, 1947	Estimate, 1946	Actual, 1945
02 Travel.....	\$15,500	\$15,500	\$15,794
03 Transportation of things.....	250	250	160
04 Communication services.....	126,500	126,500	126,223
05 Rents and utility services.....	53,700	53,700	50,072
07 Other contractual services.....	16,250	16,250	15,710
08 Supplies and materials.....	97,700	97,700	90,145
09 Equipment.....	9,000	9,000	8,427
Grand total obligations.....	312,900	312,900	307,071
Reimbursements for services performed.....	-72,900	-72,900	-72,769
Transferred to "Collecting the revenue from customs".....		+14,000	+13,901
Net total obligations.....	240,000	260,000	248,203
Covered into Treasury as miscellaneous receipts, Public Law 529.....			+450
Estimated savings, unobligated balance.....			1,347
Total estimate or appropriation.....	240,000	260,000	250,000

**Printing and Binding, Treasury Department—**

Printing and binding: For printing and binding for the Treasury Department and its several bureaus and offices, and field services thereof, except such bureaus and offices as may be otherwise specified.

*Statement of proposed expenditures for purchase, maintenance, repair, and operation of passenger-carrying vehicles for the fiscal year ending June 30, 1947*

**OFFICE OF THE CHIEF CLERK**

Appropriation	Vehicles (motor unless otherwise indicated) to be purchased		Old vehicles to be exchanged		Net cost of vehicles to be purchased	Old vehicles still to be used	Total maintenance, repair, and operation, all vehicles	Public purpose and users
	Number	Gross cost	Number	Allowance (estimated)				
Miscellaneous expenses, Treasury Department.....						3	\$1,350	1 car for Secretary's use and 2 cars for general use.

**CUSTODY OF TREASURY BUILDINGS**

**Salaries, Operating Force, Treasury Department Buildings—**

Salaries of operating force: For the Superintendent of Treasury Buildings and for other personal services in the District of Columbia, including the operating force of the Treasury Building, the Treasury Annex, the Liberty Loan Building, [the Belasco Theatre Building,] the Auditors' Building, and the west and south annexes thereof, [\$452,000] \$555,000. (Act of Apr. 24, 1945, Public Law 38.)

Annual appropriation, general account:

Estimate 1947, \$555,000                      Appropriated 1946, \$452,000

By objects	Obligations					
	Estimate, 1947		Estimate, 1946		Actual, 1945	
<b>PERSONAL SERVICES, DEPARTMENTAL</b>	Man-years	Total salary	Man-years	Total salary	Man-years	Total salary
Clerical, administrative, and fiscal service:						
Grade 12. Range \$5,180 to \$6,020.....	1	\$5,390	1	\$5,228	0.8	\$3,705
Superintendent of Treasury buildings.....					0.2	\$17
Grade 11. Range \$4,300 to \$5,180.....					1.6	4,661
Superintendent of Treasury buildings.....	1	3,090	1	3,069	1	2,324
Grade 7. Range \$2,980 to \$3,640.....	1	2,870	1	2,790	1	2,324
Grade 6. Range \$2,650 to \$3,310.....					0.1	139
Grade 5. Range \$2,320 to \$2,980.....					3	5,460
Grade 4. Range \$2,100 to \$2,496.....	3	6,564	3	6,564	3	5,460
Grade 3. Range \$1,902 to \$2,298.....	4	8,070	4	7,961	3.8	6,487
Grade 2. Range \$1,704 to \$2,100.....	3	5,442	3.8	6,638	2.8	4,217
Professional service:						
Grade 3. Range \$3,640 to \$4,300.....	1	3,970	1	3,970	0.8	2,710
Assistant to superintendent.....						
Subprofessional service:						
Grade 8. Range \$2,980 to \$3,640.....	1	3,200	1	3,116	1	2,625
Crafts, protective, and custodial service:						
Grade 10. Range \$2,980 to \$3,640.....	3	9,490	3	9,406	3	7,925
Grade 9. Range \$2,650 to \$3,310.....	1	2,760	1	2,760	1	2,300
Grade 8. Range \$2,540 to \$3,200.....	10	27,609	9.9	27,325	9	20,810
Grade 7. Range \$2,364 to \$2,870.....	29	72,763	29.2	72,508	29.8	64,974
Grade 6. Range \$2,166 to \$2,562.....	28	64,278	28.2	64,631	28.2	53,697
Grade 5. Range \$1,968 to \$2,364.....	10	21,035	10	20,970	10.5	18,535
Grade 4. Range \$1,770 to \$2,166.....	11	20,459	11	20,379	10	15,445
Grade 3. Range \$1,572 to \$1,902.....	27	45,954	27	45,521	27.5	38,524
Grade 2. Range \$1,440 to \$1,770.....	163.4	249,365	162.3	245,754	164.7	203,172
Total permanent, departmental.....	297.4	552,300	297.4	548,590	298.8	458,527

eally provided for, including materials for the use of the book-binder, located in the Treasury Department, [but not including work done at the New York Customhouse bindery authorized by the Joint Committee on Printing in accordance with the Act of March 1, 1919 (44 U. S. C. 111), \$24,000] \$28,000. (Act of Apr. 24, 1945, Public Law 38; Act of Dec. 28, 1945, Public Law 269.)

Estimate 1947, \$28,000                      Appropriated 1946, \$28,000  
 \*Includes \$4,000 as appropriated in the First Deficiency Appropriation Act, 1946.

By objects	Obligations		
	Estimate, 1947	Estimate, 1946	Actual, 1945
06 Printing and binding.....	\$28,000	\$28,000	\$23,966
Reimbursements for services performed.....	-600	-600	-531
Net total obligations.....	28,000	28,000	23,435
Estimated savings, unobligated balance.....			565
Total estimate or appropriations.....	28,000	28,000	21,000

Total, Office of Chief Clerk, annual appropriations, general account:

Estimate 1947, \$623,000                      Appropriated 1946, \$574,000

By objects	Obligations					
	Estimate, 1947		Estimate, 1946		Actual, 1945	
<b>PERSONAL SERVICES, DEPARTMENTAL—CON.</b>	Man-years	Total salary	Man-years	Total salary	Man-years	Total salary
Overtime pay, departmental.....				\$25,137		\$102,228
Night-work differential, departmental.....		\$2,700		2,700		
01 Personal services (net).....	297.4	555,000	297.4	576,427	298.8	560,755
Excess of obligations over appropriation due to Public Law 106.....				-124,427		
Estimated savings, unobligated balance.....						19,245
Total estimate or appropriation.....		555,000		452,000		580,000

**FISCAL SERVICE**

**BUREAU OF ACCOUNTS**

**Salaries and Expenses, Bureau of Accounts, Treasury Department—**

Salaries and expenses: For all necessary expenses in the District of Columbia, except printing and binding of the Bureau of Accounts, including contract stenographic reporting services, stationery (not to exceed \$10,000), supplies and equipment; purchase and exchange of lawbooks, books of reference, periodicals, and newspapers; travel expenses, [\$734,000] \$861,500.

[Salaries and expenses, Bureau of Accounts: For an additional amount for "Salaries and expenses, Bureau of Accounts", fiscal year 1946, including the objects specified under this head in the Treasury Department Appropriation Act, 1946, and printing and binding (not to exceed \$500), for expenses necessary for the liquidation of the activities of the Division of Central Administrative Services and the Office of Civilian Defense, of the Office for Emergency Management, \$98,760.] (Act of Apr. 24, 1945, Public Law 38; Act of July 5, 1945, Public Law 132.)

Estimate 1947, \$861,500                      Appropriated 1946, \$832,760

\*Excludes \$38,735 transferred to "Salaries, Office of Secretary of the Treasury." For comparative purposes the amounts appropriated for 1945 and 1946 are shown in the schedule as transfers.



Salaries and Expenses, Division of Disbursement—

Division of Disbursement, salaries and expenses: For all necessary expenses, except printing and binding, of the Division of Disbursement, including personal services in the District of Columbia [ ]; stationery [ ]; purchase of law books, books of reference, periodicals, and newspapers; and travel; [\$1,700,000] \$7,200,000, of which amount not to exceed \$1,000,000 shall be immediately available: Provided, That with the approval of the Bureau of the Budget there may be transferred to this appropriation and to the appropriation "Printing and binding, Division of Disbursement" from funds respectively available for such purposes for the [Agricultural Adjustment Agency,] Federal Housing Administration, Federal Public Housing Authority, [Federal Surplus Commodities Corporation,] Federal Prison Industries, Railroad Retirement Board, United States Maritime Commission, [the Federal Crop Insurance Corporation, the Commodity Credit Corporation, the Office of Distribution, and the Farm Security Administration,] the Farm Security Administration, and the Production and Marketing Administration (including the Federal Surplus Commodities Corporation, the Federal Crop Insurance Corporation, and the Commodity Credit Corporation), such sums as may be necessary to cover the expense incurred in performing the function of disbursement therefor. (Executive Order 6166; Act of Apr. 24, 1945, Public Law 38; Act of Dec. 28, 1945, Public Law 269.)

Estimate 1947, \$7,200,000 Appropriated 1946, \$5,700,000

\* Includes \$1,000,000 appropriated in the First Deficiency Appropriation Act, 1946.

By objects	Obligations					
	Estimate, 1947		Estimate, 1946		Actual, 1945	
	Man-years	Total salary	Man-years	Total salary	Man-years	Total salary
<b>PERSONAL SERVICES, DEPARTMENTAL</b>						
Clerical, administrative, and fiscal service:						
Grade 15. Range \$8,750 to \$9,500:						
Chief disbursing officer.....	1	\$9,013	1	\$8,983	1	\$8,000
Grade 14. Range \$7,175 to \$8,225:						
Assistant chief disbursing officer.....	1	7,438	1	7,367	1	6,500
Grade 13. Range \$6,230 to \$7,070:						
Regional assistant disbursing officer.....	1	6,650	1	6,650	1	5,800
Chief accountant.....	1	6,230	1	6,230	0.5	2,800
Grade 12. Range \$5,180 to \$6,020:						
Administrative assistant.....	1	5,390	1	5,390	1	4,600
Chief, field operations.....	1	5,600	1	5,600	1	4,800
Chief, field supervisors.....	1	5,600	1	5,600	1	4,800
Chief accountant.....					0.5	2,600
Grade 11. Range \$4,300 to \$5,180:						
Assistant regional disbursing officer.....	2	10,140	2	10,090	2	8,800
Senior field supervisor.....	10	48,720	10	48,264	9.1	37,558
Special assistant (procedure and mechanical equipment).....	1	5,180	1	5,130	1	4,400
Grade 10. Range \$3,970 to \$4,630:						
Chief clerk.....	1	4,080	1	4,080	1	3,500
Chief of subdivision.....	2	8,600	2	8,573	2	7,375
Assistant chief accountant.....	1	3,970	1	3,970	1	3,875
Special accounting assistant.....	2	8,820	2	8,765	2	7,650
Personnel officer.....	1	4,080	1	3,980	0.1	291
Grade 9. Range \$3,640 to \$4,300:						
Chief of subdivision.....	3	12,350	3	12,319	3	10,561
Junior field supervisor.....	1	3,640	1	3,640	0.4	1,358
Classification officer.....	1	3,750	1	3,650	0.1	266
Personnel officer.....					0.9	3,183
Grade 8. Range \$3,310 to \$3,970:						
Chief of subdivision.....	9	32,540	9	32,361	8.3	25,378
Grade 7. Range \$2,980 to \$3,640:						
Chief of subdivision.....	12	38,620	12	38,183	11.7	32,318
Grade 6. Range \$2,650 to \$3,310:						
Chief of subdivision.....	21	62,910	21	62,494	19.3	50,681
Grade 5. Range \$2,320 to \$2,980:						
Chief of subdivision.....	90	233,182	78	203,173	70.7	156,848
Grade 4. Range \$2,100 to \$2,496:						
Chief of subdivision.....	208	468,744	193	434,318	169.4	315,787
Grade 3. Range \$1,902 to \$2,298:						
Chief of subdivision.....	337	664,071	305	595,389	269.4	448,872
Grade 2. Range \$1,704 to \$2,100:						
Chief of subdivision.....	445.5	793,269	418	727,102	390.5	577,595
Grade 1. Range \$1,506 to \$1,902:						
Chief of subdivision.....	30	47,424	30	46,566	26.8	34,088
Crafts, protective, and custodial service:						
Grade 8. Range \$2,540 to \$3,200:						
Chief of subdivision.....	1	2,650	1	2,650	1	2,200
Grade 7. Range \$2,364 to \$2,870:						
Chief of subdivision.....	3	7,290	3	7,280	2.9	5,928
Grade 6. Range \$2,166 to \$2,562:						
Chief of subdivision.....	6	13,826	6	13,788	5.7	10,910
Grade 5. Range \$1,972 to \$2,368:						
Chief of subdivision.....	51	92,928	51	91,408	46.2	63,178
Total permanent, departmental.....	1,245.5	2,616,705	1,159	2,413,003	1,051.5	1,852,500
Overtime pay, departmental.....				259,081		421,795
All personal services, departmental.....	1,245.5	2,616,705	1,159	2,672,084	1,051.5	2,274,295
<b>PERSONAL SERVICES, FIELD</b>						
Clerical, administrative, and fiscal service:						
Grade 13. Range \$6,230 to \$7,070:						
Assistant disbursing officer in charge.....	3	18,690	3	18,690	0.2	1,350
Assistant disbursing officer.....	1	6,440	1	6,440	1	5,600
Grade 12. Range \$5,180 to \$6,020:						
Assistant disbursing officer in charge.....	12	63,000	12	62,895	6.4	30,309
Assistant disbursing officer.....	3	15,960	3	15,943	2.2	9,996
Grade 11. Range \$4,300 to \$5,180:						
Assistant disbursing officer in charge.....	8	36,380	8	36,243	11.9	49,224
Assistant disbursing officer.....	4	17,420	4	17,420	2.3	8,705
Grade 10. Range \$3,970 to \$4,630:						
Assistant disbursing officer in charge.....	11	46,200	11	45,513	4.8	18,041
Assistant disbursing officer.....					6.1	21,954

By objects	Obligations					
	Estimate, 1947		Estimate, 1946		Actual, 1945	
	Man-years	Total salary	Man-years	Total salary	Man-years	Total salary
<b>PERSONAL SERVICES, FIELD—continued</b>						
Clerical, administrative, and fiscal service—Continued						
Grade 9. Range \$3,640 to \$4,300:						
Assistant disbursing officer.....	7	\$26,910	7	\$26,475	9.7	\$33,533
Grade 8. Range \$3,310 to \$3,970:						
Chief of subdivision.....	8	26,700	8	26,480	3.3	9,867
Grade 7. Range \$2,980 to \$3,640:						
Chief of subdivision.....	20	64,110	20	63,835	17.4	47,578
Grade 6. Range \$2,650 to \$3,310:						
Chief of subdivision.....	21	63,350	21	62,730	20.6	52,748
Grade 5. Range \$2,320 to \$2,980:						
Chief of subdivision.....	32	80,639	28	71,432	27.9	59,123
Grade 4. Range \$2,100 to \$2,496:						
Chief of subdivision.....	170	362,856	157	332,420	149.6	282,501
Grade 3. Range \$1,902 to \$2,298:						
Chief of subdivision.....	338	650,859	328	627,857	308	509,967
Grade 2. Range \$1,704 to \$2,100:						
Chief of subdivision.....	1,317	2,316,158	1,009.5	1,722,367	756.7	1,098,781
Grade 1. Range \$1,506 to \$1,902:						
Chief of subdivision.....					2.6	3,293
Crafts, protective, and custodial service:						
Grade 7. Range \$2,364 to \$2,870:						
Chief of subdivision.....	1	2,430	1	2,367	0.1	85
Grade 6. Range \$2,166 to \$2,562:						
Chief of subdivision.....	1	2,232	1	2,169	0.2	405
Grade 5. Range \$1,968 to \$2,364:						
Chief of subdivision.....	1	2,034	1	1,995	1.5	2,457
Grade 3. Range \$1,572 to \$1,902:						
Chief of subdivision.....	9	14,808	9	14,530	5.6	7,356
Grade 2. Range \$1,440 to \$1,770:						
Chief of subdivision.....					0.1	30
Total permanent, field.....	1,967	3,817,176	1,632.5	3,157,830	1,338.2	2,252,924
Temporary employment, field.....	150	255,600	150	255,600		
Part-time employment, field.....	25	42,600	25	42,600		
Overtime pay, field.....				336,520		504,618
Night-work differential, field.....		4,260		4,260		
Additional pay for foreign service, field.....		18,270		18,270		16,144
Living and quarters allowance, field.....		6,984		6,984		3,236
All personal services, field.....	2,142	4,144,890	1,807.5	3,822,064	1,338.2	2,776,922
01 Personal services (net).....	3,387.5	6,761,595	2,966.5	6,494,148	2,389.7	5,051,217
<b>OTHER OBLIGATIONS</b>						
02 Travel.....		18,600		15,900		12,300
03 Transportation of things.....		43,000		34,700		28,371
04 Communication services.....		53,100		47,500		36,495
05 Rents and utility services.....		300,000		294,000		233,008
07 Other contractual services.....		54,700		50,900		38,997
08 Supplies and materials.....		491,606		440,527		343,278
09 Equipment.....		222,400		203,400		143,558
Total other obligations.....		1,185,406		1,086,927		836,007
Grand total obligations.....		7,947,001		7,581,075		5,887,224
Reimbursements for services performed.....		-23,509		-24,309		-25,822
Received by transfer from—						
"Conservation and use of agricultural land resources, Department of Agriculture".....		-285,896		-311,490		-298,604
"Exportation and domestic consumption of agricultural commodities, Department of Agriculture".....		-35,195		-38,346		-21,618
"Administration of Sugar Act, Department of Agriculture".....		-7,002		-7,629		-7,296
"Federal Crop Insurance Corporation".....		-14,667		-15,980		-2,869
"Commodity Credit Corporation".....		-4,701		-5,121		-9,414
"Salaries and expenses, farm tenancy, Department of Agriculture".....		-3,231		-3,520		-2,874
"Loans, grants, and rural rehabilitation, Department of Agriculture".....		-64,557		-70,336		-74,307
"Prison industries fund, Department of Justice".....		-5,762		-6,278		-5,607
"Salaries and expenses, National Housing Agency, Federal Housing Administration".....		-55,897		-47,792		-24,275
"Salaries and expenses, National Housing Agency, Federal Public Housing Authority".....		-41,331		-57,785		-64,362
"Miscellaneous expenses, Railroad Retirement Board".....		-122,953		-119,706		-106,510
"Railroad unemployment insurance administration fund, Railroad Retirement Board".....		-57,208		-45,720		-4,873
"Construction fund, U. S. Maritime Commission, act June 29, 1936, revolving fund".....		-25,092		-44,863		-58,625
"Smaller War Plants Corporation".....				-6,255		-5,000
Net total obligations.....		7,200,000		6,775,945		5,175,168
Covered into Treasury as miscellaneous receipts, Public Law 529.....						+1,480
Excess of obligations over appropriation due to Public Law 106.....				-1,075,945		
Estimated savings, unobligated balance.....						73,352
Total estimate or appropriation.....		7,200,000		5,700,000		5,250,000
<b>BY PROJECTS OR FUNCTIONS</b>						
1. Social security.....		\$1,132,258		\$835,890		\$537,049
2. Veterans payments.....		3,254,650		2,312,740		994,142
3. War agencies (exclusive of U. S. Maritime Commission).....		270,914		494,289		706,107
4. Income tax refunds.....		1,318,985		1,318,985		994,714
5. Other agencies.....		1,084,897		1,064,501		882,994
6. United States War Savings bonds.....		161,805		242,445		326,222
7. Overtime pay.....				531,444		829,854
8. Services performed for other agencies.....		723,492		730,821		616,612
Grand total obligations.....		7,947,001		7,581,075		5,887,224

## FISCAL SERVICE—Continued

## BUREAU OF ACCOUNTS—Continued

## Salaries and Expenses, Division of Disbursement—Continued

By projects or functions	Obligations		
	Estimate, 1947	Estimate, 1946	Actual, 1945
Adjustments (see objects schedule for detail).....	-\$747,001	-\$1,881,075	-\$637,224
Total estimate or appropriation.....	7,200,000	5,700,000	5,250,000

## Printing and Binding, Division of Disbursement—

Printing and binding: For printing and binding, Division of Disbursement, including the cost of transportation to field offices of printed and bound material and the cost of necessary packing boxes and packing materials, **[\$130,000]** \$210,000. (*Executive Order 6166; Act of Apr. 24, 1945, Public Law 38; Act of Dec. 28, 1945, Public Law 269.*)

Estimate 1947, **\$210,000**                      Appropriated 1946, **\$184,000**

\* Includes \$54,000 appropriated in the First Deficiency Appropriation Act, 1945.

By objects	Obligations		
	Estimate, 1947	Estimate, 1946	Actual, 1945
03 Transportation of things.....	\$3,640	\$3,240	\$2,440
06 Printing and binding:			
Printed forms and letterheads.....	82,942	73,855	72,568
Printing of check copies.....	139,854	123,151	56,518
Grand total obligations.....	226,436	200,246	131,526
Received by transfer from—			
"Conservation and use of agricultural land resources, Department of Agriculture".....	-7,817	-7,817	-7,821
"Exportation and domestic consumption of agricultural commodities, Department of Agriculture".....	-752	-752	-380
"Administration of Sugar Act, Department of Agriculture".....	-149	-149	-149
Federal Crop Insurance Corporation.....	-264	-264	-54
Commodity Credit Corporation.....	-136	-136	-203
"Salaries and expenses, farm tenancy, Department of Agriculture".....	-44	-44	-48
"Loans, grants, and rural rehabilitation, Department of Agriculture".....	-863	-863	-947
"Prison industries fund, Department of Justice".....	-131	-131	-113
"Salaries and expenses, National Housing Agency, Federal Housing Administration".....	-2,006	-1,624	-1,565
"Salaries and expenses, National Housing Agency, Federal Public Housing Authority".....	-887	-1,136	-1,319
"Railroad unemployment insurance administration fund, Railroad Retirement Board".....	-1,225	-884	-88
"Printing and binding, Railroad Retirement Board".....	-1,624	-1,437	-1,300
"Construction fund, United States Maritime Commission, act June 29, 1936, revolving fund".....	-538	-892	-1,217
Smaller War Plants Corporation.....		-117	
Net total obligations.....	210,000	184,000	116,322
Estimated savings, unobligated balance.....			1,178
Total estimate or appropriation.....	210,000	184,000	117,500

## Contingent Expenses, Public Moneys—

Contingent expenses, public moneys: For contingent expenses under the requirements of section 3653 of the Revised Statutes (31 U. S. C. 545), for the collection, safekeeping, transfer, and disbursement of the public money, transportation of notes, bonds, and other securities of the United States, transportation of gold coin and gold certificates transferred to Federal Reserve banks and branches, United States mints and assay offices, and the Treasury, after March 9, 1933, actual expenses of examiners detailed to examine the books, accounts, and money on hand at the several depositories, including national banks acting as depositories under the requirements of section 3649, Revised Statutes (31 U. S. C. 548), also including examinations of cash accounts at mints, **[\$450,000]** \$426,000. (*Act of Apr. 24, 1945, Public Law 38.*)

Estimate 1947, **\$426,000**                      Appropriated 1946, **\$450,000**

By objects	Obligations		
	Estimate, 1947	Estimate, 1946	Actual, 1945
02 Travel.....	\$2,500	\$2,500	\$2,235
03 Transportation of things:			
Express.....	65,000	65,000	65,867
Postage, parcel post.....	255,000	255,000	253,573
04 Communication services.....	98,000	98,000	91,951
07 Other contractual services.....	500	500	342
08 Supplies and materials.....	5,000	5,000	4,843
Grand total obligations.....	426,000	426,000	418,811
Covered into Treasury as miscellaneous receipts, Public Law 529.....			+7,600
Estimated savings, unobligated balance.....		24,000	40,589
Total estimate or appropriation.....	426,000	450,000	490,000

## Recoinage of Silver Coins—

Recoinage of silver coins: To enable the Secretary of the Treasury to continue the recoinage of worn and uncurrent subsidiary silver coins of the United States now in the Treasury or hereafter received, and to reimburse the Treasurer of the United States for the difference between the nominal or face value of such coins and the amount the same will produce in new coins, **\$140,000**. (*Act of Apr. 24, 1945, Public Law 38.*)

Estimate 1947, **\$140,000**                      Appropriated 1946, **\$140,000**

By objects	Obligations		
	Estimate, 1947	Estimate, 1946	Actual, 1945
13 Refunds, awards, and indemnities.....	\$140,000	\$140,000	\$157,634
Estimated savings, unobligated balance.....			42,366
Total estimate or appropriation.....	140,000	140,000	200,000

## Relief of the Indigent, Alaska (Receipt Limitation)—

Relief of the indigent, Alaska: For the payment to the United States district judges in Alaska (not to exceed 10 per centum of the receipts from licenses collected outside of incorporated towns in Alaska), to be expended for the relief of persons in Alaska who are indigent and incapacitated through nonage, old age, sickness, or accident, **[\$24,000]** \$20,000. (*48 U. S. C. 41; Act of Apr. 24, 1945, Public Law 38.*)

Estimate 1947, **\$20,000**                      Appropriated 1946, **\$24,000**

By objects	Obligations		
	Estimate, 1947	Estimate, 1946	Actual, 1945
11 Grants, subsidies, and contributions.....	\$20,000	\$24,000	\$17,453
Estimated savings, unobligated balance.....			2,547
Total estimate or appropriation.....	20,000	24,000	20,000

## Fund for Payment of Government Losses in Shipment (Revolving Fund)—

By objects	Obligations		
	Estimate, 1947	Estimate, 1946	Actual, 1945
07 Other contractual services.....	\$45,000	\$30,000	\$9,765
Reimbursements (recovered moneys).....			-6,670
Prior year balance available in 1945.....			-595,315
1945 balance available in 1946.....		-592,220	+592,220
1946 balance available in 1947.....	-562,220	+562,220	
1947 balance available in 1948.....	+517,220		
Total estimate or appropriation.....			

## Indefinite appropriations:

## Refund of Moneys Erroneously Received and Covered—

Refund of moneys erroneously received and covered (indefinite appropriation): To enable the Secretary of the Treasury to meet any expenditures of the character formerly chargeable to the appropriation accounts abolished under section 18 of the Permanent Appropriation Repeal Act of 1934, approved June 26, 1934, and any other collections erroneously received and covered which are not





FISCAL SERVICE—Continued

BUREAU OF THE PUBLIC DEBT

Salaries and Expenses, Bureau of the Public Debt—

Transferred to "Administering the public debt": 1945, \$5,965,000.

Administering the Public Debt—

Administering the public debt: For necessary expenses connected with any public debt operations authorized by the Second Liberty Bond Act, as amended (31 U. S. C. 760-762), and with the administration of any public debt or currency issues of the United States with which the Secretary of the Treasury is charged, [SS4,250,000] \$69,700,000, to be expended as the Secretary of the Treasury may direct: *Provided*, That from the amount appropriated herein, the Federal Reserve banks and their branches may be reimbursed for expenditures made by them as fiscal agents of the United States on account of public-debt transactions for the account of the Secretary of the Treasury, and advances to the Postmaster General may be made in accordance with the provisions of section 22 (e) of the Second Liberty Bond Act, as amended (31 U. S. C. 757c (e)), which section shall be construed as applying to this appropriation: *Provided further*, That the indefinite appropriation provided by section 10 of the Second Liberty Bond Act, as amended, shall not be available for obligation during the fiscal year [1946] 1947. (Act of Apr. 24, 1945, Public Law 38.)

Estimate 1947. \$69,700,000

Appropriated 1946, \$84,250,000

By objects	Obligations					
	Estimate, 1947		Estimate, 1946		Actual, 1945	
	Man-years	Total salary	Man-years	Total salary	Man-years	Total salary
<b>PERSONAL SERVICES, DEPARTMENTAL</b>						
Clerical, administrative, and fiscal service—Continued						
Grade 15. Range \$8,750 to \$9,800:						
Commissioner	1	\$9,800	1	\$9,800	1	\$9,000
Associate commissioner	1	9,012	1	8,946	1	8,000
Consulting expert			2	18,550	4	35,805
Executive director					0	2,000
Field director			1	9,013	1	8,125
National director	1	8,750				
National representative			1	8,750	1	8,000
Regional director			1	4,12,645	1	8,000
Grade 14. Range \$7,175 to \$8,225:						
Assistant executive director			1	7,175	0	7,487
Assistant field director			1	7,438	2	13,250
Assistant national director	3	21,525				
Associate field director			4	28,962	4	8,31,468
Consulting expert			3	3,24,169	2	9,18,765
Defense securities promotion specialist					0	6,3,792
Deputy commissioner in charge	1	8,225	1	8,225	1	7,500
Executive assistant to fiscal assistant secretary	1	7,438	1	7,266	0	9,5,778
Field representative					0	1,812
Technical assistant			1	5,10,763	2	13,280
Grade 13. Range \$6,230 to \$7,070:						
Accounting-clerical procedures specialist	1	6,230	0	9,5,607		
Advertising director	1	6,230				
Advertising specialist			8	7,54,015	10	5,58,793
Assistant chief in charge	1	6,440	1	6,440	1	5,700
Assistant director of pay roll savings	1	6,230				
Assistant to the executive director					0	1,233
Assistant to the national director	1	6,230				
Chief of division	2	14,140	2	14,140	2	12,800
Defense securities promotional specialist			10	7,67,303	14	6,82,402
Deputy commissioner	1	6,440	1	6,440	1	5,600
Director of agriculture program	1	7,070				
Executive secretary			1	7,070	1	6,400
Director of banks program	1	6,230				
Director of direct mail operations	1	7,070				
Director of education program	1	6,230				
Director of fraternal and trade associations program	1	7,070				
Director of Negro program	1	6,230				
Director of women's program	1	6,230				
Field liaison officer	2	14,140				
Machine procedures specialist	1	6,230	0	9,5,607		
Press director	1	6,230				
Principal advertising specialist	1	6,440	1	6,440	1	5,600
Principal defense securities promotional specialist			2	13,034	2	11,400
Principal securities promotion specialist	2	13,720				
Radio director	1	6,230				
Register of the Treasury	1	7,070	1	7,070	1	6,400
Special assistant to fiscal assistant secretary	1	6,650	1	6,488	1	1,6,439
Grade 12. Range \$5,180 to \$6,020:						
Accounting-clerical procedures specialist assistant	1	5,180	0	9,4,662		
Administrative officer	1	5,180	1	9,9,842	1	8,497
Advertising specialist			4	21,350	6	7,31,205
Assistant chief in charge	1	5,390	1	5,285	1	4,600
Assistant chief of division	2	10,780	2	10,780	2	9,400
Assistant director of advertising	1	5,180				
Assistant to the register of the Treasury	1	5,390	1	5,390	1	4,700
Budget and accounts officer	1	5,180	1	5,180	0	4,1,917

By objects	Obligations					
	Estimate, 1947		Estimate, 1946		Actual, 1945	
	Man-years	Total salary	Man-years	Total salary	Man-years	Total salary
<b>PERSONAL SERVICES, DEPARTMENTAL—CON.</b>						
Clerical, administrative, and fiscal service—Continued						
Grade 12. Range \$5,180 to \$6,020—Con.						
Chief of administrative section	1	\$6,020				
Chief of division	1	5,390	1	\$5,390	1	\$4,700
Defense securities promotional specialist					13	70,630
General assistant to the commissioner	2	10,990	2	10,937	1	4,6,776
Information specialist	1	5,600	1	5,544	1	4,800
Machine procedures specialist assistant	1	5,180	0	7,3,626		
Management officer	1	5,390	1	5,285	0	9,4,270
Manager of section	4	21,770	4	21,664	4	18,600
Pay roll representative, labor	2	12,040				
Pay roll representative, railroad	1	6,020				
Personnel officer	1	5,390	1	5,390	1	4,600
Regional administrative officer			1	5,180	1	4,600
Senior defense securities promotional specialist			1	5,030	2	10,800
Senior information officer	1	5,390	1	5,390	1	4,600
Senior securities promotion specialist						
Technical assistant to the commissioner	1	5,390	1	5,390	1	4,600
Grade 11. Range \$4,360 to \$5,186:						
Advertising specialist			3	14,329	8	2,31,269
Assistant to the chief	1	4,300	1	4,300	0	2,792
Assistant chief of division	1	4,520	1	4,520	1	3,800
Assistant chief of section			1	4,300	1	3,507
Assistant director of education	1	5,180				
Assistant manager of section	4	17,860	3	7,16,405	3	11,400
Assistant personnel officer	2	8,820	1	3,5,700	1	3,800
Assistant register of the Treasury	1	5,180	1	5,180	1	4,600
Budget analyst			1	4,300	0	8,3,019
Budget officer						6,2,581
Chief of art and production	1	5,180				
Chief accountant and auditor	2	8,820	1	9,8,390	1	3,800
Chief, personnel section	1	5,180				
Chief of section			1	4,300	0	2,897
Classification officer	1	4,520	1	4,355	1	3,728
Defense securities promotional specialist					12	8,55,738
Deputy manager						0,3,1,108
Employee relations officer	1	4,520	1	4,520	1	3,800
Financial assistant to the commissioner	1	4,740	1	4,575	1	3,950
Information specialist			1	4,300		
Management officer						0,8,3,039
Manager of section	3	14,220	3	14,000	2	9,11,547
Procedures analyst	1	4,300	0	9,3,870	0	6,2,140
Recruitment and placement officer	1	4,300	0	3,1,348		
Regional administrative officer			1	4,300	1	5,5,700
Second assistant to the register of the Treasury	1	4,960	1	4,905	1	4,200
Securities promotion specialist	1	4,300				
Special assistant to the commissioner	1	4,740	1	4,575	1	3,950
Technical assistant to the deputy commissioner in charge	1	4,520	1	4,520	1	3,800
Training officer	1	4,520	1	4,410	0	3,1,108
Grade 10. Range \$3,970 to \$4,630:						
Assistant manager of section	1	4,520	1	4,465	0	9,3,500
Chief of section	1	4,630	2	8,545	2	6,9,550
Classification officer	1	3,970	1	3,970	1	3,487
Employee relations officer	1	4,080	1	4,025	0	5,1,762
Employment and placement officer	1	4,080	1	4,080	1	3,487
Investigator	1	3,970	0	7,2,779		
Manager of section	1	3,970	0	9,3,573		
Procedural analyst	1	3,970	1	3,970	0	2,937
Second assistant chief in charge	1	4,080	1	4,025	1	3,500
Technical assistant to the manager	1	4,080	1	4,052	0	9,3,267
Training officer	1	4,080	1	4,025	0	8,2,917
Unit head	6	24,480	6	24,315	5	17,973
Grade 9. Range \$3,640 to \$4,300:						
Administrative analyst	2	7,380	2	9,9,855	0	1,462
Administrative assistant	3	11,580	1	3,750	1	3,375
Advertising specialist			4	7,17,301	3	7,11,813
Assistant chief accountant and auditor	3	11,375	2	9,10,929	2	6,625
Assistant chief of section	2	7,922	2	7,894	2	6,575
Assistant classification officer	1	3,640	1	3,640	0	6,1,955
Assistant employee relations officer			0	9,3,276	0	5,1,600
Assistant manager of section	2	8,160	2	8,132	1	9,6,438
Assistant training officer	1	3,750	1	3,750	0	7,2,133
Assistant unit head	2	7,280	1	7,6,188	1	3,150
Associate defense securities promotional specialist						2,3,7,508
Budget examiner	1	3,750	1	3,695	0	3,1,067
Chief of division	2	8,490	2	8,435	2	7,350
Chief of section	1	4,190	1	4,135	1	3,550
Classification analyst	2	7,500	2	7,472	1	1,3,600
Defense securities promotional specialist			4	14,760	4	4,14,249
Distribution specialist			1	3,860		
Employment officer	1	3,860	1	3,777	1	3,225
Fiscal accountant	1	4,300	1	3,640	1	9,6,125
Foreman	1	3,750	1	3,750	1	3,225
Illustrator	1	3,640	1	3,640		
Layout and detail man	1	3,640				
Manager of section	3	11,140	2	9,10,693	2	3,7,472
Personnel assistant	1	3,640	1	3,640	1	3,333
Placement officer			0	9,3,276		
Procedural analyst	2	7,280	1	8,6,552		
Promotional research analyst	1	4,300				
Recruitment and placement assistant	1	3,750	1	3,750	0	9,2,978
Secretarial assistant	2	7,471	2	7,471	1	3,4,183
Senior administrative analyst	2	7,610	2	7,555	1	7,5,517
Senior administrative assistant	1	3,860	1	3,833	1	3,275
Service and supply officer	1	3,640	0	9,3,276	0	5,1,453
Training specialist	1	3,860	1	3,860	0	2,550





## FISCAL SERVICE—Continued

## BUREAU OF THE PUBLIC DEBT—Continued

## Administering the Public Debt—Continued

By objects	Obligations		
	Estimate, 1947	Estimate, 1946	Actual, 1945
Carried to surplus fund, Public Law 127.....			+ \$550,000
Covered into Treasury as miscellaneous receipts, Public Law 529.....			+23
Excess of obligations over appropriation due to Public Law 106.....		-\$4,863,783	
Estimated savings, unobligated balance.....			84,576
Total estimate or appropriation.....	\$69,700,000	84,250,000	

## Distinctive Paper for United States Securities—

Distinctive paper for United States securities: For distinctive paper for United States currency, including transportation of paper, traveling, mill, and other necessary expenses, and salaries of employees and allowance, in lieu of expenses, of officer or officers detailed from the Treasury Department, not exceeding \$50 per month each when actually on duty, [ \$800,000: *Provided*, That in order to foster competition in the manufacture of distinctive paper for United States securities, the Secretary of the Treasury is authorized, in his discretion, to split the award for such paper for the fiscal year 1946 between the two bidders whose prices per pound are the lowest received after advertisement ] \$775,000. (31 U. S. C. 759-761; Act of Apr. 24, 1945, Public Law 38.)

Estimate 1947, \$775,000

Appropriated 1946, \$800,000

By objects	Obligations					
	Estimate, 1947		Estimate, 1946		Actual, 1945	
	Man- years	Total salary	Man- years	Total salary	Man- years	Total salary
<b>PERSONAL SERVICES FIELD</b>						
Clerical, administrative, and fiscal service:						
Grade 2. Range \$1,704 to \$2,100.....	1	\$2,034	1	\$2,019	1	\$1,665
Grade 1. Range \$1,506 to \$1,902.....	7.5	12,935	8.3	14,209	8	11,178
Crafts, protective, and custodial service:						
Grade 5. Range \$1,968 to \$2,364.....	5	10,962	5	10,914	5	9,030
Grade 4. Range \$1,770 to \$2,166.....	15	28,464	16.2	30,793	20.7	32,449
Total permanent, field.....	23.5	54,395	30.5	57,935	34.7	54,322
Overtime pay, field.....				2,519		11,816
Night-work differential, field.....		950		1,300		
Living and quarters allowance.....		600		600		560
01 Personal services (net).....	28.5	55,975	30.5	62,354	34.7	66,698
<b>OTHER OBLIGATIONS</b>						
02 Travel.....		100		100		
03 Transportation of things.....		47,677		60,234		65,546
04 Communication services.....		50		50		35
07 Other contractual services.....		125		125		62
08 Supplies and materials.....						25
Distinctive paper.....		871,212		918,304		1,054,872
Total other obligations.....		919,164		978,813		1,120,540
Grand total obligations.....		975,139		1,041,167		1,187,238
Reimbursements for services performed.....		-202,139		-251,809		-407,127
Transferred to "Miscellaneous researches, transferred funds, National Bureau of Standards".....		+2,000		+2,000		+2,000
Net total obligations.....		775,000		791,358		782,111
Covered into Treasury as miscellaneous receipts, Public Law 529.....						+5
Estimated savings, unobligated balance.....				8,642		146,884
Total estimate or appropriation.....		775,000		800,000		929,000

Total, Bureau of the Public Debt proper, annual appropriations, general account:

Estimate 1947, \$70,475,000

Appropriated 1946, \$85,050,000

## Indefinite appropriation:

## Expenses of Loans, Act September 24, 1917, as Amended and Extended—

By objects	Obligations		
	Estimate, 1947	Estimate, 1946	Actual, 1945
Transferred to—			
"Administering the public debt".....			+ \$79,160,081
"Salaries, Office of General Counsel".....			+31,728
"Salaries and expenses, Office of Treasurer of United States".....			+1,064,527
"Printing and binding, Office of Treasurer of United States".....			+88,607
"Salaries and expenses, guard force, Treasury Department buildings".....			+175,144
Net total obligations.....			80,520,087
Covered into Treasury as miscellaneous receipts, Public Law 529.....			+53,249
Estimated savings, unobligated balance.....			28,926,664
Total appropriation.....			109,500,000

## Permanent indefinite appropriations:

## Interest on the Public Debt—

Indefinite appropriation for payment of interest on public debt. (31 U. S. C. 732.)

Estimate 1947, \$5,000,000,000 Appropriated 1946, \$4,500,000,000  
Revised 1946, \$4,750,000,000

14 Interest on the public debt: Obligations—1947, \$5,000,000,000; 1946, \$4,750,000,000; 1945, \$3,621,947,385.

## Cumulative Sinking Fund—

To enable the Secretary of the Treasury to maintain the cumulative sinking fund there is appropriated in accordance with the terms of the Second Liberty Bond Act and various other enabling acts certain amounts for the retirement of bonds and notes at maturity or for the redemption or purchase thereof before maturity by the Secretary of the Treasury at such prices and upon such terms and conditions as he shall prescribe, but in no case shall the average cost of the bonds and notes purchased exceed par and accrued interest. (31 U. S. C. 767, 767 (a) and (b); 40 U. S. C. 410 (b).)

Estimate 1947, \$587,560,154 Appropriated 1946, \$587,561,230  
Revised 1946, \$587,560,154

By objects	Obligations		
	Estimate, 1947	Estimate, 1946	Actual, 1945
Prior year balance available in 1945.....			-\$4,349,736,615
1945 balance available in 1946.....			-\$4,937,361,565
1946 balance available in 1947.....			+5,524,921,719
1947 balance available in 1948.....			+6,112,481,873
Total estimate or appropriation.....	587,560,154	587,560,154	587,624,950

Total, Bureau of the Public Debt, general account:

Estimate 1947, \$5,658,035,154 Appropriated 1946, \$5,172,611,230  
Revised 1946, \$5,422,610,154

## Permanent appropriations, special accounts:

## Redemption of Bonds, Etc., From Repayments of Principal of Loans, Etc., Public Works Administration—

To enable the Secretary of the Treasury to retire obligations of the United States issued pursuant to section 210 (a) of the National Industrial Recovery Act, approved June 16, 1933, in addition to any other moneys required to be used for such purpose, except with respect to funds derived by the Federal Emergency Administration of Public Works through the sale of marketable securities to the Reconstruction Finance Corporation pursuant to the "Emergency Appropriation Act, fiscal year 1935", there are hereby appropriated, pursuant to the provisions of section 203 (a)

of the National Industrial Recovery Act, all moneys received by the Federal Emergency Administration of Public Works from the sale of securities acquired or property constructed or acquired under the provision of the National Industrial Recovery Act or from the repayment of loans made by the Federal Emergency Administration of Public Works. (40 U. S. C. 403 (a); 48 Stat. 202, 206.)

Estimate 1947, \$5,000,000                      Appropriated 1946, \$5,000,000

By objects	Obligations		
	Estimate, 1947	Estimate, 1946	Actual, 1945
Prior year balance available in 1945.....			-\$8,028,951
1945 balance available in 1946.....		-\$8,028,951	+8,028,951
1946 balance available in 1947.....	-\$13,028,951	+13,028,951	
1947 balance available in 1948.....	+18,028,951		
Total estimate or appropriation.....	5,000,000	5,000,000	

**Retirements From Gifts, Forfeitures, and Other Miscellaneous Receipts—**

Indefinite appropriation for the redemption of the face amount of bonds received from gifts, forfeitures, and other miscellaneous receipts covered into the Treasury.

Estimate 1947, \$5,000                      Appropriated 1946, \$5,000

15 Public debt retirement: Obligations—1947, \$5,000; 1946, \$5,000; 1945, \$2,000

**Obligations Retired From Federal Intermediate Credit Bank Franchise Tax Receipts—**

The amounts paid as franchise taxes to the United States by Federal intermediate credit banks shall in the discretion of the Secretary of the Treasury be used to supplement the gold reserve held against outstanding United States notes, or shall be applied to the reduction of the outstanding bonded indebtedness of the United States under regulations as prescribed by the Act of August 19, 1937. (50 Stat. 715; 12 U. S. C. 1072.)

Estimate 1947, \$150,000                      Appropriated 1946, \$150,000  
Revised 1946, \$305,797

By objects	Obligations		
	Estimate, 1947	Estimate, 1946	Actual, 1945
Prior year balance available in 1945.....			-\$587,451
1945 balance available in 1946.....		-\$818,462	+818,462
1946 balance available in 1947.....	-\$1,124,259	+1,124,259	
1947 balance available in 1948.....	+1,274,259		
Total estimate or appropriation.....	150,000	305,797	231,011

**Redemption of Bonds, Etc., From Deposits of Excess Capital of Commodity Credit Corporation, Bureau of the Public Debt—**

By objects	Obligations		
	Estimate, 1947	Estimate, 1946	Actual, 1945
Prior year balance available in 1945.....			-\$27,815,545
1945 balance available in 1946.....		-\$27,815,545	+27,815,545
1946 balance available in 1947.....	-\$27,815,545	+27,815,545	
1947 balance available in 1948.....	+27,815,545		
Total estimate or appropriation.....			

**Purchase and/or Redemption of Bonds, Etc., From Cash Repayment of Principal by Foreign Government—**

By objects	Obligations		
	Estimate, 1947	Estimate, 1946	Actual, 1945
Prior year balance available in 1945.....			-\$25
1945 balance available in 1946.....		-\$25	+25
1946 balance available in 1947.....	-\$25	+25	
1947 balance available in 1948.....	+25		
Total estimate or appropriation.....			

Total, Bureau of the Public Debt, special accounts:

Estimate 1947, \$5,155,000                      Appropriated 1946, \$5,155,000  
Revised 1946, \$5,310,797

Total, public debt retirements payable from ordinary receipts, general and special accounts:

Estimate 1947, \$592,715,154                      Appropriated 1946, \$592,716,230  
Revised 1946, \$592,870,951

Total, Bureau of the Public Debt, general and special accounts:

Estimate 1947, \$5,663,190,154                      Appropriated 1946, \$5,177,766,230  
Revised 1946, \$5,427,920,951

OFFICE OF THE TREASURER OF THE UNITED STATES

**Salaries and Expenses, Office of Treasurer of United States—**

Salaries and expenses: For all necessary expenses, except printing and binding, of the Office of the Treasurer of the United States, including purchase of periodicals and books of reference, [\$4,600,000] \$4,955,000: Provided, That with the approval of the Bureau of the Budget, there may be transferred to this appropriation and to the appropriation "Printing and binding, Office of the Treasurer of the United States", from funds respectively available for such purposes for the [Agricultural Adjustment Agency,] Home Owners' Loan Corporation, Tennessee Valley Authority, [Federal Farm Mortgage Corporation,] Reconstruction Finance Corporation, Federal land banks and other banks and corporations under the supervision of the Farm Credit Administration, Railroad Retirement Board, [Federal Crop Insurance Corporation,] United States Maritime Commission, [Office of Distribution, Farm Security Administration,] Federal Housing Administration, Federal Public Housing Authority, [Commodity Credit Corporation,] Federal Farm Mortgage Corporation, Farm Security Administration, Production and Marketing Administration (including the Federal Surplus Commodities Corporation, the Federal Crop Insurance Corporation, and the Commodity Credit Corporation), and corporations and banks under the Federal Home Loan Bank Administration, such sums as may be necessary to cover the expenses incurred on account of such respective activities in clearing of checks, servicing of bonds, handling of collections, and rendering of accounts therefor. (Act of Apr. 24, 1945, Public Law 38.)

Estimate 1947, \$4,955,000                      Appropriated 1946, \$4,600,000

By objects	Obligations					
	Estimate, 1947		Estimate, 1946		Actual, 1945	
<b>PERSONAL SERVICES, DEPARTMENTAL</b>						
Clerical, administrative, and fiscal service:	Man-	Total	Man-	Total	Man-	Total
Grade 15. Range \$8,750 to \$9,800:	years	salary	years	salary	years	salary
Treasurer.....	1	\$9,275	1	\$9,275	1	\$8,500
Grade 14. Range \$7,175 to \$8,225:						
Assistant treasurer.....	1	7,700	1	7,700	1	7,000
Assistant to the Treasurer.....	1	7,438	1	7,241	1	6,665
Grade 13. Range \$6,230 to \$7,070:						
Administrative assistant to the Treasurer.....	1	6,440	1	6,283	1	5,429
Chief of division.....	1	6,650	1	6,493	1	5,750
Grade 12. Range \$5,180 to \$6,020:						
Chief of division.....	4	22,820	4	22,663	4	21,830
Assistant chief of division.....	1	5,390	1	5,233	1	4,600
Budget officer.....	1	5,180	1	5,180	0.2	950
Administrative accountant.....	1	5,180	1	5,180	0.2	950
Grade 11. Range \$4,300 to \$5,180:						
Chief of division.....	1	4,960	1	4,795	1	4,150
Chief, Chicago branch.....	0.5	2,260	1	4,410	1	3,800
Assistant chief of division.....	3	13,780	3	13,560	3	12,665
Staff assistant.....	1	4,740	1	4,575	1	3,950
Budget officer.....					0.8	3,020
Examiner of questioned documents.....	2	9,480	2	9,150	1.7	6,700
Personnel officer.....	1	4,300	1	4,300	1	3,800
Grade 10. Range \$3,970 to \$4,630:						
Assistant chief of division.....	1	4,300	1	4,218	1	3,625
Administrative assistant to chief of division.....	7	29,000	7	28,588	7.6	27,485
Fiscal accountant.....	1	4,025	1	4,025	0.9	3,350
Grade 9. Range \$3,640 to \$4,300:						
Chief of section.....	6	23,710	6	23,326	6	20,300
Teller.....	1	3,750	1	3,695	1	3,200
Administrative assistant to chief of division.....	4	15,330	4	15,083	4	13,100
Assistant chief of section.....	3.5	13,455	4	15,083	4	13,100
Assistant budget analyst.....	1	3,750	0.1	375		
Grade 8. Range \$3,310 to \$3,970:						
Grade 8. Range \$3,310 to \$3,970.....	15	52,840	15	51,940	14.2	42,430
Grade 7. Range \$2,980 to \$3,640:						
Grade 7. Range \$2,980 to \$3,640.....	45.5	144,610	45.1	141,200	43.2	115,585
Grade 6. Range \$2,650 to \$3,310:						
Grade 6. Range \$2,650 to \$3,310.....	55	158,510	55	155,390	53.1	126,480
Grade 5. Range \$2,320 to \$2,980:						
Grade 5. Range \$2,320 to \$2,980.....	109	275,540	110	272,330	103	214,995
Grade 4. Range \$2,100 to \$2,496:						
Grade 4. Range \$2,100 to \$2,496.....	378	835,710	366	799,524	363.2	670,442
Grade 3. Range \$1,902 to \$2,298:						
Grade 3. Range \$1,902 to \$2,298.....	573.1	1,170,476	627.8	1,253,183	595.4	990,736

FISCAL SERVICE—Continued

OFFICE OF THE TREASURER OF THE UNITED STATES—Continued

Salaries and Expenses, Office of Treasurer of United States—Con.

By objects	Obligations					
	Estimate, 1947		Estimate, 1946		Actual, 1945	
	Man-years	Total salary	Man-years	Total salary	Man-years	Total salary
<b>PERSONAL SERVICES, DEPARTMENTAL—CON.</b>						
Clerical, administrative, and fiscal service—Continued						
Grade 2. Range \$1,704 to \$2,100.....	734	\$1,333,614	893	\$1,583,274	881.9	\$1,302,023
Grade 1. Range \$1,506 to \$1,902.....	1	1,506	1	1,560	1	1,260
Crafts, protective, and custodial service:						
Grade 6. Range \$2,166 to \$2,562.....	1	2,496	1	2,460	1	2,040
Grade 5. Range \$1,968 to \$2,364.....	1	2,100	1	2,064	1	1,728
Grade 4. Range \$1,770 to \$2,166.....	11	20,328	11	20,038	8.1	12,270
Grade 3. Range \$1,572 to \$1,902.....	131	220,650	134	222,496	135.7	183,564
Grade 2. Range \$1,440 to \$1,770.....	10	14,994	10	14,710	5.9	7,188
Total permanent, departmental.....	2,111.6	4,446,342	2,315	4,730,600	2,251.1	3,854,660
Overtime pay, departmental.....		15,000		188,480		831,971
Night-work differential, departmental.....		34,701		27,243		
01 Personal services (net).....	2,111.6	4,496,043	2,315	4,946,323	2,251.1	4,686,631
<b>OTHER OBLIGATIONS</b>						
02 Travel.....		6,200		6,200		3,335
03 Transportation of things.....		43,000		51,700		39,064
04 Communication services.....		15,100		17,100		12,085
05 Rents and utility services.....		288,950		321,950		245,794
07 Other contractual services.....		27,500		31,500		27,113
08 Supplies and materials.....		93,000		108,350		54,490
09 Equipment.....		90,600		131,750		49,071
Total other obligations.....		564,350		668,550		430,952
Grand total obligations.....	5,060,393		5,614,873		5,117,583	
Reimbursements for services performed—						
Federal land banks.....		-5,480		-13,635		-11,750
Federal home-loan banks.....		-401		-2,012		-1,600
Federal Farm Mortgage Corporation.....		-2,840		-11,840		-15,800
Administrative expenses, Reconstruction Finance Corporation and its affiliated organizations.....		-20,990		-24,176		-43,810
Commodity Credit Corporation.....		-17,965		-18,787		
Received by transfer from—						
"Conservation and use of agricultural land resources, Department of Agriculture".....		-16,215		-16,760		-22,735
"Administration of Sugar Act, Department of Agriculture".....		-334		-346		
"Exportation and domestic consumption of agricultural commodities, Department of Agriculture".....		-1,612		-1,666		-2,375
Federal Crop Insurance Corporation.....		-560		-580		
Commodity Credit Corporation.....		-468		-491		-1,050
"Loans, grants, and rural rehabilitation, Department of Agriculture".....		-560		-580		-3,390
"Salaries and expenses, National Housing Agency, Federal Home Loan Bank Administration".....		-6,869		-8,591		-15,600
"Salaries and expenses, National Housing Agency, Federal Housing Administration".....		-4,895		-4,057		-3,800
"Salaries and expenses, National Housing Agency, Federal Public Housing Authority".....		-1,954		-3,889		-4,700
"Miscellaneous expenses, Railroad Retirement Board".....		-9,702		-10,037		-11,400
"Railroad unemployment insurance administration fund, Railroad Retirement Board".....		-2,551		-1,850		
Tennessee Valley Authority.....		-6,668		-8,312		-13,160
"Construction fund, United States Maritime Commission, act of June 29, 1936, revolving fund".....		-5,329		-5,538		-8,075
"Expenses of loans, act of September 24, 1917, as amended and extended".....						-1,064,527
"Contingent expenses, Office of Treasurer of United States".....						-400,000
Net total obligations.....	4,955,000		5,481,726		3,493,811	+440,000
Carried to surplus fund, Public Law 127. Covered into Treasury as miscellaneous receipts, Public Law 329.....						350
Excess of obligations over appropriations due to Public Law 106.....				-881,726		
Estimated savings, unobligated balance.....						140,809
Total estimate or appropriation.....	4,955,000		4,600,000		4,075,000	

Contingent Expenses, Office of Treasurer of United States—

Transferred to "Salaries and expenses, Office of Treasurer of United States": 1945, \$400,000.

Salaries, Office of Treasurer of United States (Federal Reserve Notes, Reimbursable)—

Salaries (reimbursable): For personal services in the District of Columbia, in redeeming Federal Reserve notes, [\$80,000] \$125,900, to be reimbursed by the Federal Reserve banks. (12 U. S. C. 121, 127; Act of Apr. 24, 1945, Public Law 38.)

Estimate 1947, \$125,900

Appropriated 1946, \$80,000

By objects	Obligations					
	Estimate, 1947		Estimate, 1946		Actual, 1945	
	Man-years	Total salary	Man-years	Total salary	Man-years	Total salary
<b>PERSONAL SERVICES, DEPARTMENTAL</b>						
Clerical, administrative, and fiscal service:						
Grade 8. Range \$3,310 to \$3,970.....					0.7	\$2,258
Grade 7. Range \$2,986 to \$3,640.....	1	\$3,530	1	\$3,475	1	3,000
Grade 5. Range \$2,320 to \$2,980.....	1	2,870	1	2,815	1	2,375
Grade 4. Range \$2,100 to \$2,496.....	3	7,224	3	7,180	3	6,120
Grade 3. Range \$1,902 to \$2,298.....	3	5,838	1	1,990	1	1,640
Grade 2. Range \$1,704 to \$2,100.....	56	102,898	40	74,839	31.8	51,145
Crafts, protective, and custodial service:						
Grade 4. Range \$1,770 to \$2,166.....	1	1,968	1	1,935	0.1	270
Grade 3. Range \$1,572 to \$1,902.....	1	1,572	1	1,572	1.9	2,670
Total permanent, departmental.....	66	125,900	48	93,806	40.5	69,478
Overtime pay, departmental.....				3,557		15,017
01 Personal services (net).....	66	125,900	48	97,363	40.5	84,495
Excess of obligations over appropriation due to Public Law 106.....				-17,363		
Estimated savings, unobligated balance.....						565
Total estimate or appropriation.....		125,900		80,000		85,000

Printing and Binding, Office of Treasurer of United States—

Printing and binding: For printing and binding for the Office of the Treasurer of the United States, [\$275,000] \$225,000. (Act of Apr. 24, 1945, Public Law 38.)

Estimate 1947, \$225,000

Appropriated 1946, \$275,000

By objects	Obligations		
	Estimate, 1947	Estimate, 1946	Actual, 1945
06 Printing and binding.....	\$231,255	\$281,700	\$204,209
Reimbursements for services performed—			
Federal land banks.....	-200	-625	-175
Federal home loan banks.....	-25		-25
Federal Farm Mortgage Corporation.....		-200	-200
Administrative expenses, Reconstruction Finance Corporation and its affiliated organizations.....	-400	-400	-930
Commodity Credit Corporation.....	-350	-350	
Received by transfer from—			
"Conservation and use of agricultural land resources, Department of Agriculture".....	-2,300	-2,300	-2,550
"Administration of Sugar Act, Department of Agriculture".....	-50	-50	
"Exportation and domestic consumption of agricultural commodities, Department of Agriculture".....	-200	-200	-225
Federal Crop Insurance Corporation.....	-50	-50	
Commodity Credit Corporation.....			-50
"Loans, grants, and rural rehabilitation, Department of Agriculture".....	-50	-50	-380
"Salaries and expenses, National Housing Agency, Federal Home Loan Bank Administration".....	-50	-100	-360
"Salaries and expenses, National Housing Agency, Federal Housing Administration".....	-200	-125	-100
"Salaries and expenses, National Housing Agency, Federal Public Housing Authority".....	-225	-300	-350
"Printing and binding, Railroad Retirement Board".....	-1,345	-1,200	-1,300
"Railroad unemployment insurance administration fund, Railroad Retirement Board".....	-360	-200	
Tennessee Valley Authority.....	-150	-150	-290
"Construction fund, United States Maritime Commission, act June 29, 1946, revolving fund".....	-300	-300	-250
"Expenses of loans, act of September 24, 1917, as amended and extended".....			-88,607
Net total obligations.....	225,000	275,000	108,417
Estimated savings, unobligated balance.....			6,583
Total estimate or appropriation.....	225,000	275,000	115,000

Total, Office of the Treasurer of the United States, annual appropriations, general account:

Estimate 1947, \$5,305,900

Appropriated 1946, \$4,955,000

Permanent indefinite appropriation:

Contingent Expenses, Federal Reserve Notes (Reimbursable)—

Indefinite appropriation to pay the cost, except salaries, of redeeming Federal Reserve notes forwarded to the Treasury of the United States for redemption under the provisions of the Act of December 23, 1913, as amended, to be reimbursed by the Federal Reserve banks (12 U. S. C. 413, 420, 422).

Estimate 1947, \$2,500 Appropriated 1946, \$1,800

By objects	Obligations		
	Estimate, 1947	Estimate, 1946	Actual, 1945
04 Communication services.....	\$100	\$100	\$74
06 Printing and binding.....	700	700	402
07 Other contractual services.....	100	100	34
08 Supplies and materials.....	600	500	448
09 Equipment.....	1,000	400	.....
Grand total obligations.....	2,500	1,800	258
Advanced to disbursing officers but not obligated.....	.....	.....	72
Total estimate or appropriation.....	2,500	1,800	1,030

Total, Office of the Treasurer of the United States, general account:

Estimate 1947, \$5,308,400 Appropriated 1946, \$4,956,800

Total, Fiscal Service, Treasury Department, general and special accounts:

Estimate 1947, \$5,679,796,054 Appropriated 1946, \$5,192,235,790 Revised 1946, \$5,442,640,511

BUREAU OF CUSTOMS

Collecting the Revenue From Customs—

Salaries and expenses: For collecting the revenue from customs, for enforcement, as specified in Executive Order 9083, of certain navigation laws, for the detection and prevention of frauds upon the customs revenue, and not to exceed \$100,000 for the securing of evidence of violations of the customs and navigation laws; for expenses of transportation and transfer of customs receipts from points where there are no Government depositories; not to exceed \$84,500 for foreign living allowances; not to exceed \$500 for subscriptions to newspapers; not to exceed \$85,000 for stationery; not to exceed \$12,000 for improving, repairing, maintaining, or preserving buildings, inspection stations, office quarters, including living quarters for officers, sheds, and sites along the Canadian and Mexican borders acquired under authority of the Act of June 26, 1930 (19 U. S. C. 68); and for the purchase (not to exceed one hundred and fifty), maintenance, repair, and operation of motor-propelled passenger-carrying vehicles when necessary for official use in field work; for the payment of extra compensation earned by customs officers or employees for overtime services, at the expense of the parties in interest, in accordance with the provisions of section 5 of the Act approved February 13, 1911, as amended by the Act approved February 7, 1920, and section 451 of the Tariff Act, 1930, as amended (19 U. S. C. 261, 267, and 1451), the receipts from such overtime services to be deposited as a refund to the appropriation from which such overtime compensation is paid, in accordance with the provisions of section 524 of the Tariff Act of 1930, as amended; for the cost of seizure, storage, and disposition of any merchandise, vehicle and team, automobile, boat, air or water craft, or any other conveyance seized under the provisions of the customs laws; for the purchase of arms, ammunition, and accessories; not to exceed \$606,600 \$689,000 for personal services in the District of Columbia exclusive of ten persons from the field force authorized to be detailed under section 525 of the Tariff Act of 1930; and reimbursement, at not to exceed 3 cents per mile, of employees for travel performed by them in privately owned automobiles while engaged in inspecting, guarding, admeasuring, examining, sampling, investigating, and storekeeping duties within the limits of their official station; \$22,900,000 \$29,957,000, of which \$300,000 shall constitute an advance fund to enable the Bureau of Customs to meet obligations incurred by it arising from services rendered to private interests, pending receipt of reimbursements therefrom, which amount shall be returned to the Treasury not later than six months after the close of the fiscal year [1946] 1947. (Act of Apr. 24, 1945, Public Law 38; Act of Dec. 28, 1945, Public Law 269.)

Estimate 1947, \$29,957,000 Appropriated 1946, \$24,118,000

\* Includes \$1,218,000 appropriated in the First Deficiency Appropriation Act, 1946.

By objects	Obligations					
	Estimate, 1947		Estimate, 1946		Actual, 1945	
	Man-years	Total salary	Man-years	Total salary	Man-years	Total salary
<b>PERSONAL SERVICES, DEPARTMENTAL</b>						
Clerical, administrative, and fiscal service:						
Grade 16. In excess of \$9,800:						
Commissioner.....	1	\$10,000	1	\$10,000	1	\$10,000
Grade 15. Range \$8,750 to \$9,800:						
Assistant commissioner.....	1	9,800	1	9,800	1	9,000
Grade 14. Range \$7,175 to \$8,225:						
Deputy commissioner.....	1	7,437	1	7,372	1	6,500
Supervisor of appraisers.....	1	7,962	1	7,897	1	7,000
Grade 13. Range \$6,230 to \$7,070:						
Budget officer.....	1	6,860	1	6,702	0.1	600
Deputy commissioner.....	1	6,860	1	6,702	1	6,000
Grade 12. Range \$5,180 to \$6,020:						
Adjuster of admeasurements.....	1	5,810	1	5,810	1	5,000
Assistant deputy commissioner.....	3	17,220	3	17,220	3	14,800
Chief of division (personnel).....	1	5,600	1	5,600	1	4,800
Grade 11. Range \$4,300 to \$5,180:						
Assistant to assistant commissioner.....	1	4,520	1	4,520	1	3,800
Assistant chief of division (personnel).....	1	4,740	1	4,740	1	4,000
Associate adjuster of admeasurement.....	1	4,520	1	4,410	1	3,800
Examiner at large.....	1	4,740	1	4,740	1	4,000
Grade 9. Range \$3,640 to \$4,300:						
Assistant chief of division (training).....	1	3,860	1	3,860	1	3,300
Chief of section (publications, documents).....	1	4,050	1	4,052	1	3,500
Senior administrative assistant.....	1	3,860	1	3,832	1	3,300
Grade 8. Range \$3,310 to \$3,970:						
Assistant.....	3	10,560	3	10,405	2.9	8,800
Grade 7. Range \$2,980 to \$3,640:						
Assistant.....	11	37,780	11	37,075	9.5	26,900
Grade 6. Range \$2,650 to \$3,310:						
Assistant.....	14	41,050	14	39,208	12.2	31,300
Grade 5. Range \$2,320 to \$2,980:						
Assistant.....	25	66,590	25	65,110	23.3	51,900
Grade 4. Range \$2,100 to \$2,496:						
Assistant.....	34	75,250	34	72,619	31.4	59,140
Grade 3. Range \$1,902 to \$2,298:						
Assistant.....	48	96,703	48	93,932	42.4	69,054
Grade 2. Range \$1,704 to \$2,100:						
Assistant.....	13	23,030	13	22,816	13.1	18,960
Grade 1. Range \$1,506 to \$1,902:						
Assistant.....	1	1,902	1	1,869	1	1,560
Professional service:						
Grade 7. Range \$7,175 to \$8,225:						
Assistant deputy commissioner.....	3	23,625	3	23,633	3	20,750
Chief counsel.....	1	7,700	1	7,502	1	6,750
Chief of division (laboratories).....	1	7,700	1	7,502	1	6,750
Grade 6. Range \$6,230 to \$7,070:						
Chief of section.....	5	34,052	5	33,265	4.9	28,800
Grade 5. Range \$5,180 to \$6,020:						
Attorney.....	1	5,390	1	5,390	1	4,600
Assistant chief of section.....	5	26,950	5	26,910	5	23,600
Chief of division (engineering and weighing).....	1	6,020	1	6,020	1	5,200
Grade 4. Range \$4,300 to \$5,180:						
Assistant chief of division (engineering and weighing).....	1	4,960	1	4,960	1	4,400
Attorney.....	2	8,820	2	8,820	1	3,800
Technical assistant.....	4	19,780	4	19,320	3.7	16,000
Grade 3. Range \$3,640 to \$4,300:						
Associate attorney.....	2	7,500	2	7,400	2	6,400
Associate technical assistant.....	3	11,645	3	11,580	3	10,000
Chief of section.....	1	4,080	1	4,080	1	3,500
Technical assistant.....	7	27,800	7	27,800	4.6	16,700
Grade 2. Range \$2,980 to \$3,640:						
Assistant.....	5	15,450	5	15,450	1.8	5,500
Crafts, protective, and custodial service:						
Grade 4. Range \$1,770 to \$2,166:						
Assistant.....	1	2,100	1	2,067	1	1,740
Grade 3. Range \$1,572 to \$1,902:						
Assistant.....	9	14,724	9	14,610	9	12,040
Total permanent, departmental.....	219	689,000	219	676,000	197.6	533,544
Overtime pay, departmental.....				24,000		94,087
All personal services, departmental.....	219	689,000	219	700,000	197.6	627,631
<b>PERSONAL SERVICES, FIELD</b>						
Clerical, administrative, and fiscal service:						
Grade 16. In excess of \$9,800:						
Collector.....	1	12,000	1	12,000	1	12,000
Grade 15. Range \$8,750 to \$9,800:						
Appraiser of merchandise.....	1	9,275	1	9,143	1	8,250
Assistant collector.....	1	8,750	1	8,750	1	8,000
Collector.....	3	28,612	3	28,218	3	25,500
Comptroller.....	1	9,800	1	9,800	1	9,000
Surveyor.....	1	9,800	1	9,800	1	9,000
Grade 14. Range \$7,175 to \$8,225:						
Assistant comptroller.....	1	8,225	1	8,225	1	7,500
Assistant surveyor.....	1	6,500	1	6,500	1	6,500
Chief assistant appraiser.....	1	8,225	1	8,094	1	7,250
Collector.....	7	56,262	7	56,262	7	51,000
Deputy appraiser.....	1	8,225	1	8,225	1	7,500
Supervising customs agent.....	3	22,312	3	21,919	3	19,500
Grade 13. Range \$6,230 to \$7,070:						
Administrative assistant to collector.....	1	6,650	1	6,545	1	5,800
Appraiser of merchandise.....	3	18,690	3	18,690	0.8	4,200
Assistant appraiser.....	8	54,830	8	53,990	8	47,000
Assistant collector.....	10	67,400	10	66,350	10	59,600
Assistant supervising customs agent.....	2	13,720	2	13,720	2	12,000
Assistant supervising Treasury attaché.....	1	6,230				
Collector.....	14	93,160	14	91,640	13	75,800
Comptroller.....	5	34,300	5	33,775	5	30,200
Customs agent.....	3	20,370	3	20,055	3	17,800
Chief of division (deputy collector).....	6	39,900	6	39,570	6	35,600
Customs agent in charge.....	2	13,300	2	13,090	2	11,600
Deputy comptroller.....	2	13,510	2	13,300	2	11,800
Chief of section (deputy surveyor).....	1	6,440	1	6,335	1	5,600
Liaison officer.....	2	13,510	2	13,300	2	11,800
Supervising customs agent.....	6	39,480	6	38,820	6	34,400
Treasury attaché.....	1	6,230				
Treasury representative in charge.....	1	6,440		335	1	5,600
Grade 12. Range \$5,180 to \$6,020:						
Administrative assistant.....	1	6,020		6,020	1	5,400
Appraiser of merchandise.....	6	33,180	6	32,550	4.5	22,700
Assistant appraiser.....	3	16,170	3	15,855	3	13,800

BUREAU OF CUSTOMS—Continued

Collecting the Revenue From Customs—Continued

By objects	Obligations					
	Estimate, 1947		Estimate, 1946		Actual, 1945	
	Man-years	Total salary	Man-years	Total salary	Man-years	Total salary
<b>PERSONAL SERVICES, FIELD—continued</b>						
Clerical, administrative, and fiscal service—Continued						
Grade 12. Range \$5,180 to \$6,020—Con.						
Assistant collector	12	\$67,830	12	\$66,780	12	\$58,600
Assistant comptroller	4	23,030	4	22,610	4	19,800
Assistant deputy appraiser	21	116,150	19	103,795	18	85,690
Assistant deputy collector	4	22,820	4	22,400	4	19,600
Assistant deputy comptroller	2	10,990	2	10,780	2	9,400
Assistant supervising customs agent	4	21,990	4	21,560	4	18,800
Cashier	1	5,600	1	5,495	1	4,800
Chief of division (deputy collector)	13	73,014	13	71,750	12	59,350
Chief of division (deputy surveyor)	3	17,220	3	16,905	3	14,800
Chief liquidator	1	5,600	1	5,495	1	4,800
Collector	19	109,760	19	108,185	16	80,800
Comptroller	1	5,390	1	5,285	1	4,600
Customs agent	7	41,510	7	41,090	7	31,200
Customs agent in charge	2	11,830	2	11,725	2	10,400
Deputy collector in charge	1	5,810	1	5,705	1	5,000
Director	1	6,020	1	6,020	1	5,400
District superintendent	3	16,800	3	16,485	3	14,400
Examiner	2	11,620	2	11,410	2	10,000
Liaison officer	2	10,990	2	10,780	2	9,400
Special employee	1	5,600	1	5,495	1	4,800
Treasury attaché	1	5,600	1	5,495	1	4,800
Treasury representative	4	20,930	1	5,285	1	4,600
Treasury representative in charge	1	6,020	1	6,020	1	5,400
Grade 11. Range \$4,300 to \$5,180:						
Appraiser of merchandise	5	22,560	4	17,840	4	15,400
Assistant appraiser	7	31,570	7	30,835	7	26,600
Assistant chief (assistant deputy collector)	2	9,480	2	9,270	2	8,000
Assistant collector	20	92,690	20	91,325	13	52,450
Assistant deputy comptroller	2	9,680	2	9,470	2	8,200
Assistant district superintendent	3	12,900	3	12,900	0.7	2,850
Chief entry clerk	1	4,740	1	4,630	1	4,000
Chief of section (clerk)	1	4,740	1	4,740	1	4,200
Chief liquidator	6	28,440	6	27,780	6	24,000
Collector					1.5	6,000
Customs agent	29	137,020	29	134,160	26	104,200
Customs agent in charge	9	41,340	9	40,350	9	34,800
Deputy collector	32	147,540	32	144,660	23	91,050
Deputy collector in charge	4	19,180	4	18,740	4	16,200
Deputy surveyor	9	40,900	9	39,910	9	34,400
Examiner	42	187,420	42	185,220	20	77,650
Treasury representative	5	22,600	2	9,480	2	8,200
Treasury representative in charge	1	4,520	1	4,410	1	3,800
Grade 10. Range \$3,970 to \$4,630:						
Administrative officer	3	12,350	3	12,350	0.5	1,900
Appraiser of merchandise	14	57,780	12	49,400	9	33,075
Assistant cashier	1	4,080	1	4,025	1	3,500
Assistant collector					2	5,500
Assistant deputy surveyor	1	4,080	1	4,025	1	3,500
Assistant district superintendent					2.3	7,950
Captain	12	47,750	12	47,750	3	10,520
Chief accountant	6	25,030	6	24,700	6	21,500
Chief entry clerk					2	7,000
Chief inspector	3	11,910	3	11,910	0.8	2,615
Chief of division (deputy collector)	30	125,260	30	123,885	23	83,225
Clerk	1	4,410	1	4,355	1	3,800
Customs agent	1	4,410	1	4,355	1	3,800
Deputy collector (reimbursable)	1	4,080	1	4,080	1	3,600
Deputy collector in charge	18	73,530	18	72,725	11.3	39,975
Deputy surveyor	5	21,830	5	21,555	5	18,800
Entry clerk	10	41,460	10	41,240	5.5	20,450
Examiner	43	173,350	43	172,635	13.8	49,600
Liquidator	17	71,340	17	70,735	11	40,900
Superintendent of warehouses	1	4,190	1	4,135	1	3,600
Grade 9. Range \$3,640 to \$4,300:						
Admeasurer	7	26,800	7	26,415	7	22,900
Administrative assistant	6	22,720	6	22,720	1.5	5,000
Appraiser of merchandise	18	67,500	18	66,510	18	58,425
Assistant chief inspector	2	7,500	2	7,300	2	6,400
Assistant collector					3.8	12,675
Assistant deputy surveyor	5	19,740	5	19,465	5	16,900
Auditor	10	38,380	10	37,830	10	32,800
Captain	1	3,750	1	3,695	10.8	36,125
Cashier	3	11,360	3	11,360	0.7	2,800
Chief inspector	2	7,280	2	7,280	0.5	1,600
Clerk	7	28,230	7	28,230	1.8	6,270
Customs agent	47	184,280	47	181,695	47	157,700
Deputy collector	81	306,720	81	303,530	50	163,825
Deputy collector in charge	27	102,240	27	101,085	20	65,175
Entry clerk	45	175,460	45	173,755	28	96,550
Examiner	53	201,060	41	155,125	50	168,550
Inspector	9	33,860	9	33,117	2	7,225
Lieutenant	10	36,400	10	36,400	2.5	8,000
Liquidator	187	734,470	187	727,815	111	391,240
Protector	5	19,740	5	19,465	5	16,900
Staff officer	15	59,330	15	58,505	15	51,400
Treasury representative	4	16,100	4	15,880	4	13,800
Grade 8. Range \$3,310 to \$3,970:						
	518	1,806,720	516	1,778,540	392	1,187,425
Grade 7. Range \$2,980 to \$3,640:						
	2,244	7,101,128	1,998	6,216,020	939	2,543,575
Grade 6. Range \$2,650 to \$3,310:						
	904	2,568,050	758	2,161,826	1,945.4	4,759,184
Grade 6. Range \$2,650 to \$3,310 (reimbursable):						
	1	3,310	1	3,310	1	2,900

By objects	Obligations					
	Estimate, 1947		Estimate, 1946		Actual, 1945	
	Man-years	Total salary	Man-years	Total salary	Man-years	Total salary
<b>PERSONAL SERVICES, FIELD—continued</b>						
Clerical, administrative, and fiscal service—Continued						
Grade 5. Range \$2,320 to \$2,980.....	469	\$1,260,178	390	\$1,071,905	389.5	\$910,400
Grade 5. Range \$2,320 to \$2,980 (reimbursable).....	197	520,812	197	520,812	197	450,520
Grade 4. Range \$2,100 to \$2,496.....	119	391,380	119	297,450	131	279,690
Grade 3. Range \$1,902 to \$2,298.....	343	742,278	250	557,140	250	471,720
Grade 2. Range \$1,704 to \$2,100.....	10	18,954	10	18,624	10	15,540
Grade 1. Range \$1,506 to \$1,902.....	41	69,204	41	67,851	41	55,980
Professional service:						
Grade 7. Range \$7,175 to \$8,225:						
Chief chemist.....	1	7,438	1	7,306	1	6,500
Solicitor to collector.....	1	7,700	1	7,568	1	6,750
Grade 6. Range \$6,230 to \$7,070:						
Assistant solicitor.....	1	6,860	1	6,755	1	6,000
Grade 5. Range \$5,180 to \$6,020:						
Chemist.....	1	6,020	1	5,915	1	5,200
Chief chemist.....	5	27,000	5	27,000	5	23,600
Senior chemist.....	2	11,210	2	10,990	2	9,600
Grade 4. Range \$4,300 to \$5,180:						
Attorney.....	1	4,520	1	4,410	1	3,800
Chemist.....	14	64,380	12	54,400	12	47,000
Chief chemist.....	3	13,780	3	13,450	3	11,600
Medical officer.....	1	4,520	1	4,410	1	3,800
Microanalyst.....	1	4,520	1	4,410	1	3,800
Textile analyst.....	1	4,520	1	4,410	1	3,800
Grade 3. Range \$3,640 to \$4,300:						
Associate chemist.....	1	3,970	1	3,915	1	3,400
Attorney.....	1	3,970	1	3,915	1	3,400
Chemist.....	12	48,080	10	40,250	10	35,000
Textile analyst.....	1	3,750	1	3,695	1	3,200
Grade 2. Range \$2,980 to \$3,640:						
Chemist.....	16	50,870	14	44,580	6.5	19,200
Grade 1. Range \$2,320 to \$2,980:						
Chemist.....	9	21,595	7	16,570	14.5	29,525
Subprofessional service:						
Grade 6. Range \$2,320 to \$2,980.....	6	14,020	1	2,375	1	2,000
Grade 5. Range \$2,100 to \$2,496.....	6	13,656	6	13,458	6	11,400
Grade 3. Range \$1,704 to \$2,100.....	10	18,558	7	13,215	7	11,040
Crafts, protective, and custodial service:						
Grade 10. Range \$2,980 to \$3,640.....	8	25,490	8	25,050	8	21,500
Grade 9. Range \$2,650 to \$3,310.....	14	41,500	14	40,730	14	34,800
Grade 8. Range \$2,540 to \$3,200.....	66	184,670	66	181,040	66	153,900
Grade 7. Range \$2,364 to \$2,870.....	1,628	3,970,194	1,052	2,579,372	1,052	2,198,560
Grade 7. Range \$2,364 to \$2,870 (reimbursable).....	22	53,328	22	53,328	22	46,080
Grade 6. Range \$2,166 to \$2,562.....	10	23,376	10	23,046	10	19,560
Grade 5. Range \$1,968 to \$2,364.....	38	80,097	35	72,740	35	61,260
Grade 4. Range \$1,770 to \$2,166.....	7	13,446	4	8,004	4	6,720
Grade 3. Range \$1,572 to \$1,902.....	559	1,038,408	486	916,692	485.3	765,480
Grade 2. Range \$1,440 to \$1,770.....	10	15,744	10	15,480	10	12,960
<i>Act of May 29, 1928 (19 U. S. C. 6a)</i>						
Clerk: Range \$1,990 to \$2,430.....	427	987,060	459	1,098,280	424	807,100
Total permanent, field.....	8,832	26,105,850	7,602	22,773,090	7,331	18,362,539
Temporary employment, field.....	126	289,440	850	2,093,000	793	1,625,731
Temporary day labor, field.....	120	250,000	120	250,000	114	237,972
W. A. E. employment, field.....	20	35,000	20	35,000	20	34,371
\$1-per-year employment, field.....	10	10	10	10	10	10
Overtime pay, field.....		374,000		1,869,000		4,151,239
Night-work differential, field.....		417,000		392,000		
Nonreimbursable overtime (act of June 3, 1944).....		388,000		788,000		335,000
Additional pay for foreign service, field.....		62,000		62,000		53,150
Add cash allowance for heat, light, and quarters (act of June 26, 1930, Foreign Service).....		77,000		40,000		36,816
Add cash allowance for living expenses (act of Dec. 23, 1943, Foreign Service).....		5,000		5,000		3,077
All personal services, field.....	9,108	28,003,300	8,602	28,307,100</		



By objects	Obligations		
	Estimate, 1947	Estimate, 1946	Actual, 1945
Received by transfer from "Miscellaneous expenses, Treasury Department".....		-\$14,000	-\$13,901
Additional amount for the payment of extra compensation earned by customs officers and employees for reimbursable overtime services.....	-\$2,000,000	-2,000,000	-2,000,000
Amount reimbursable from the parties in interest for the overtime services above.....	+2,000,000	+2,000,000	+2,000,000
Additional deductions: Amount of receipts from reimbursable charges connected with the customs (see. 524, Tariff Act of 1930):			
Labor services.....	-129,000	-129,000	-129,000
Other expenses.....	-25,100	-25,100	-25,100
Reimbursements for services performed:			
Full time.....	-594,000	-594,000	-514,000
Overtime.....	-109,000	-109,000	-109,000
Net total obligations.....	29,957,000	30,118,000	26,186,778
Excess of obligations over appropriation due to Public Law 106.....		-6,000,000	
Estimated savings, unobligated balance.....			163,222
Total estimate or appropriation.....	29,957,000	24,118,000	26,350,000

**Printing and Binding, Bureau of Customs—**

Printing and binding: For printing and binding, Bureau of Customs, including the cost of transportation to field offices of printed and bound material and the cost of necessary packing boxes and packing materials, \$80,000. (Act of Apr. 24, 1945, Public Law 38.)

Estimate 1947, \$80,000                      Appropriated 1946, \$80,000

By objects	Obligations		
	Estimate, 1947	Estimate, 1946	Actual, 1945
06 Printing and binding.....	\$100,000	\$98,000	\$96,504
Amount received from sale of customs forms.....	-20,000	-18,000	-18,085
Net total obligations.....	80,000	80,000	78,419
Estimated savings, unobligated balance.....			6,581
Total estimate or appropriation.....	80,000	80,000	85,000

Indefinite appropriation:

**Refunds and Drawbacks, Customs—**

Refunds and drawbacks (indefinite appropriation): For the refund or payment of customs collections or receipts, and for the payment of debentures or drawbacks, bounties, and allowances, as authorized by law, there is hereby made available such amount as may be necessary. (Act of Apr. 24, 1945, Public Law 38.)

Estimate 1947, \$15,000,000                      Appropriated 1946, \$15,000,000

By objects	Obligations		
	Estimate, 1947	Estimate, 1946	Actual, 1945
13 Refunds, awards, and indemnities:			
Refunds of duties on deposit.....	\$7,000,000	\$7,000,000	\$7,477,800
Draw-backs.....	7,900,000	7,900,000	6,584,758
Miscellaneous refunds other than taxes or duties not specified.....	100,000	100,000	143,365
Grand total obligations.....	15,000,000	15,000,000	14,205,923
Advanced to disbursing officers but not obligated.....			1,291,779
Total estimate or appropriation.....	15,000,000	15,000,000	15,497,702

Total, Bureau of Customs, general account:

Estimate 1947, \$45,037,000                      Appropriated 1946, \$39,198,000

Trust accounts:

**Philippine Trust Fund (Import Duties)—**

By objects	Obligations		
	Estimate, 1947	Estimate, 1946	Actual, 1945
Prior year funds available in 1945.....			-\$17,813
1945 funds available in 1946.....		-\$17,813	+17,813
1946 funds available in 1947.....	-\$17,813	+17,813	
1947 funds available in 1948.....	+17,813		
Total estimate or appropriation.....			

**Philippine Trust Fund, Customs Service—**

By objects	Obligations		
	Estimate, 1947	Estimate, 1946	Actual, 1945
Prior year funds available in 1945.....			-\$3,862
1945 funds available in 1946.....		-\$3,862	+3,862
1946 funds available in 1947.....	-\$3,862	+3,862	
1947 funds available in 1948.....	+3,862		
Total estimate or appropriation.....			

**Philippine Trust Fund (Tonnage Tax)—**

By objects	Obligations		
	Estimate, 1947	Estimate, 1946	Actual, 1945
Prior year funds available in 1945.....			-\$38,160
1945 funds available in 1946.....		-\$38,160	+38,160
1946 funds available in 1947.....	-\$38,160	+38,160	
1947 funds available in 1948.....	+38,160		
Total estimate or appropriation.....			

Statement of proposed expenditures for purchase, maintenance, repair, and operation of passenger-carrying vehicles for the fiscal year ending June 30, 1947

BUREAU OF CUSTOMS

Appropriation	Vehicles (motor unless otherwise indicated) to be purchased		Old vehicles to be exchanged		Net cost of vehicles to be purchased	Old vehicles still to be used	Total maintenance, repair, and operation, all vehicles	Public purpose and users
	Number	Gross cost	Number	Allowance (estimated)				
Collecting the revenue from customs.....	150	\$150,000	150	\$45,000	\$105,000	677	\$185,000	Enforcing the customs laws by customs employees.

**OFFICE OF THE COMPTROLLER OF THE CURRENCY**

**Salaries, Office of Comptroller of the Currency—**

Salaries: Comptroller of the Currency and other personal services in the District of Columbia, \$233,000 \$269,000. (12 U. S. C. 1, 2, and 8; Act of Apr. 24, 1945, Public Law 38.)

Estimate 1947, \$269,000                      Appropriated 1946, \$233,000

By objects	Obligations		
	Estimate, 1947	Estimate, 1946	Actual, 1945
PERSONAL SERVICES, DEPARTMENTAL			
Clerical, administrative, and fiscal service: Grade 16. In excess of \$9,800:	Man- Total	Man- Total	Man- Total
Comptroller of the currency.....	1 \$15,000	1 \$15,000	1 \$15,000





By objects	Obligations		
	Estimate, 1947	Estimate, 1946	Actual, 1945
<b>PERSONAL SERVICES, DEPARTMENTAL—CON.</b>			
Clerical, administrative, and fiscal service—Continued	Man-years	Total salary	Man-years
Grade 10. Range \$3,970 to \$4,630:			
Administrative assistant	1	\$1,080	1
Technical clerk	2	8,380	2
Investigator	1	4,410	1
Accountant and auditor	123	530,330	113
Reviewer	13	52,490	13
Head of division	2	8,380	2
Assistant head of division	2	9,150	2
Chief of section	10	42,780	10
Assistant chief of section	2	8,270	2
Chief of subsection	1	4,190	1
Grade 9. Range \$3,640 to \$4,300:			
Administrative assistant	5	18,970	5
Investigator	3	11,470	3
Accountant and auditor	75	287,520	75
Head of division	1	4,300	1
Assistant head of division	1	3,750	1
Chief of section	12	47,310	12
Assistant chief of section	8	31,100	8
Chief of subdivision	1	3,750	1
Chief of subsection	5	19,630	5
Technical clerk	35	132,900	35
Grade 8. Range \$3,310 to \$3,970:	139	488,140	100
Grade 7. Range \$2,980 to \$3,640:	220	703,010	196
Grade 6. Range \$2,650 to \$3,310:	336	950,680	255.1
Grade 5. Range \$2,320 to \$2,980:	460	1,202,920	457.3
Grade 4. Range \$2,100 to \$2,496:	804	1,815,978	734.5
Grade 3. Range \$1,902 to \$2,298:	1,126	2,289,458	1,017.3
Grade 2. Range \$1,704 to \$2,100:	804	1,437,240	644.8
Grade 1. Range \$1,506 to \$1,902:	9	14,664	9
Professional service:			
Grade 9. In excess of \$9,800:			
Assistant general counsel	1	10,000	1
Grade 8. Range \$8,750 to \$9,800:			
Attorney	5	45,589	4
Grade 7. Range \$7,175 to \$8,225:			
Special deputy commissioner	1	8,225	1
Business analyst	5	37,187	5
Attorney	32	246,670	30
Engineer	6	45,676	6
Grade 6. Range \$6,230 to \$7,070:			
Business analyst	12	76,860	8
Statistician	4	25,550	4
Attorney	87	565,530	76
Engineer	8	51,940	8
Estate tax examiner	1	7,070	1
Chemist	1	7,070	1
Grade 5. Range \$5,180 to \$6,020:			
Business analyst	4	20,930	1
Attorney	51	276,570	40
Engineer	30	170,310	23
Estate tax examiner	4	22,820	4
Chemist	5	28,630	5
Statistician	1	5,180	1
Actuary	3	15,540	2
Grade 4. Range \$4,300 to \$5,180:			
Business analyst	1	4,300	1
Statistician	1	4,520	1
Attorney	26	119,060	26
Engineer	1	4,960	1
Estate tax examiner	14	69,440	14
Chemist	2	10,360	2
Technical clerk	1	4,520	1
Grade 3. Range \$3,640 to \$4,300:			
Business analyst	1	3,860	1
Attorney	12	46,430	12
Engineer	1	4,080	1
Estate tax examiner	9	35,510	9
Chemist	2	8,160	2
Technical clerk	6	22,170	3
Grade 2. Range \$2,980 to \$3,640:	15	48,330	15
Grade 1. Range \$2,320 to \$2,980:	5	12,700	5
Subprofessional service:			
Grade 7. Range \$2,650 to \$3,310:	1	2,980	1
Grade 6. Range \$2,320 to \$2,980:	2	5,300	2
Grade 3. Range \$1,704 to \$2,100:	1	1,968	1
Crafts, protective, and custodial service:			
Grade 7. Range \$2,364 to \$2,870:	2	4,992	2
Grade 6. Range \$2,166 to \$2,562:	4	9,192	4
Grade 5. Range \$1,968 to \$2,364:	1	2,100	1
Grade 4. Range \$1,770 to \$2,166:	21	42,204	21
Grade 3. Range \$1,572 to \$1,968:	118	210,114	120
Grade 2. Range \$1,440 to \$1,770:	13	19,518	13
Total permanent, departmental	5,058	14,438,783	4,321.8
Overtime pay, departmental			
All personal services, departmental	5,058	14,438,783	4,321.8

By objects	Obligations		
	Estimate, 1947	Estimate, 1946	Actual, 1945
<b>PERSONAL SERVICES, FIELD</b>			
Clerical, administrative, and fiscal service	Man-years	Total salary	Man-years
Grade 15. Range \$8,750 to \$9,800:			
Internal revenue agent in charge	15	\$132,302	15
Head technical staff division	10	88,552	10
Intelligence agent in charge	4	36,052	4
Head regional office	2	17,500	2
Grade 14. Range \$7,175 to \$8,225:			
Collector of internal revenue	59	469,534	59
Internal revenue agent in charge	23	171,336	23
District supervisor	9	76,353	9
Intelligence agent in charge	7	52,328	7
Head regional office	10	71,750	10
Supervisor of accounts and collections in charge	13	96,694	13
Conferee	1	7,175	1
Technical adviser	39	284,820	40
Assistant internal revenue agent in charge	16	116,904	16
Head of division	1	7,438	1
Internal revenue agent	1	7,438	1
Grade 13. Range \$6,230 to \$7,070:			
Collector of internal revenue	5	34,090	5
Internal revenue agent in charge	5	32,200	5
District supervisor	6	40,530	6
Head regional office	1	6,110	1
Intelligence agent in charge	1	26,810	4
Assistant to the collector of internal revenue	52	334,040	52
Assistant internal revenue agent in charge	31	220,010	34
Assistant district supervisor	18	120,540	18
Technical adviser	123	800,940	93
Conferee	1	6,440	20.5
Supervisor of accounts and collections	9	57,330	9
Internal revenue agent	373	2,370,200	173
Intelligence agent	19	122,780	19
Accountant and auditor	1	6,440	1
Investigator	1	6,440	1
Grade 12. Range \$5,180 to \$6,020:			
Assistant to the collector of internal revenue	13	70,490	13
Assistant district supervisor	8	43,540	8
Supervisor of accounts and collections	16	84,560	16
Field office inspector	7	38,390	7
Technical adviser	110	591,640	47
Conferee	3	16,170	41.8
Chief office deputy	32	171,850	32
Chief field deputy	56	304,360	56
Internal revenue agent	1,382	7,381,780	897.8
Intelligence agent	61	331,100	61
Head of division	43	230,930	43
Assistant head of division	2	10,780	2
Accountant and auditor	18	100,800	18
Comptroller	1	5,390	1
Cashier	47	252,490	47
Investigator	1	5,810	1
Inspector	6	31,920	6
Grade 11. Range \$4,300 to \$5,180:			
Assistant district supervisor	1	5,180	1
Supervisor of accounts and collections	21	92,280	21
Field office inspector	2	9,920	2
Technical adviser	1	4,520	1
Conferee	1	4,300	63
Chief field deputy	6	27,120	6
Assistant chief field deputy	84	361,200	36
Investigator in charge	36	168,100	59
Intelligence agent	59	272,620	59
Internal revenue agent	1,521	6,774,280	1,036.8
Head of division	17	77,060	17
Assistant head of division	1	4,520	1
Accountant and auditor	31	137,920	25
Comptroller	18	80,920	18
Cashier	14	63,060	14
Investigator	14	65,700	14
Inspector	5	23,480	5
Grade 10. Range \$3,970 to \$4,630:			
Investigator in charge	6	26,020	6
Head of division	133	558,810	133
Chief of section	2	8,160	2
Chief office deputy	3	12,240	3
Chief field deputy	1	4,080	1
Assistant chief field deputy	89	368,730	83
Conferee	28.5	113,959	28.5

**BUREAU OF INTERNAL REVENUE—Continued**  
**Collecting the Internal Revenue—Continued**

By objects	Obligations					
	Estimate, 1947		Estimate, 1946		Actual, 1945	
	Man-years	Total salary	Man-years	Total salary	Man-years	Total salary
<b>PERSONAL SERVICES, FIELD—continued</b>						
Clerical, administrative, and fiscal service—Continued						
Grade 10. Range \$3,970 to \$4,630—Con.						
Internal revenue agent	1	\$4,410	1	\$4,374	1	\$3,800
Field division chief	288		2		1.5	
		1,143,580		8,022		5,400
Intelligence agent	43		43		39.7	
		175,330		173,674		142,923
Assistant head of division	104		104		97.1	
		425,420		421,981		349,567
Chief of subdivision	52		52		45	
Accountant and auditor	24		10		8.9	
Comptroller	37		37		34.6	
		154,700		153,749		122,995
Cashier	2		2		2	
Investigator	4		4		4	
Inspector	15		15		12.4	
Grade 9. Range \$3,640 to \$4,300:						
Assistant to the collector of internal revenue	1	3,750	1	3,667		
Administrative assistant	1	3,750			0.7	2,240
Supervisor of accounts and collections	10	37,290	10	36,950	10	33,250
Chief office deputy	1	3,750				
Assistant chief field deputy	7	26,800	7	26,572	6.1	19,705
Intelligence agent	850		50		45.9	
		3,105,330		191,941		151,377
Internal revenue agent	2,188		1,449		1,141.9	
		8,189,600		5,482,799		3,831,213
Investigator in charge	12	48,520	12	48,392	9.9	37,155
Head of division	20	77,750	20	77,462	19.4	65,212
Field division chief	281		281		287	
		1,070,800		1,061,663		947,491
Technical clerk	5		54.8		51.2	
		18,750		203,923		164,915
Assistant chief of section	1	3,750			1	3,200
Accountant and auditor	11	40,590	6	22,251	6	19,560
Assistant head of division	42		42		41.4	
		158,600		157,553		136,605
Chief of subdivision	11	41,360			10.1	34,229
Chief of section	65	245,070	65	242,797	61	198,250
Comptroller	5	19,410			4.5	14,975
Cashier	1	3,750			5.9	22,188
Deputy collector	1,624					
		5,911,360		53		65.4
Investigator	53		53		53	
Inspector	52	205,570	52	204,731	49.1	218,285
		198,080		196,661		161,337
Grade 8. Range \$3,310 to \$3,970	1,014		1,035.5		1,016.5	
		3,540,150		3,582,307		3,060,386
Grade 7. Range \$2,986 to \$3,640	7,031		6,156.5		5,397.8	
		22,078,340		19,357,642		14,592,333
Grade 6. Range \$2,650 to \$3,310	6,336		6,604.8		5,388.7	
		17,644,000		16,644,087		12,644,851
Grade 5. Range \$2,320 to \$2,980	5,994		5,843		5,096.4	
		14,655,294		14,064,251		10,555,123
Grade 4. Range \$2,100 to \$2,496	3,892		3,646.3		3,277.4	
		8,324,584		7,700,907		6,087,893
Grade 3. Range \$1,902 to \$2,298	8,351		8,026		7,715.3	
		16,112,820		15,372,375		12,550,989
Grade 2. Range \$1,704 to \$2,100	11,554		10,553.5		9,419.1	
		19,926,130		18,068,367		13,761,357
Grade 1. Range \$1,506 to \$1,902	118		118		102.7	
		193,482		187,677		135,984
Professional service:						
Grade 8. Range \$8,750 to \$9,800:						
Regional counsel	5	43,750				
Assistant regional counsel	3	26,250				
Division counsel	10	89,077	10	88,967	9.4	75,575
Grade 7. Range \$7,175 to \$8,225:						
Assistant regional counsel	6	43,050				
District counsel	15	107,625				
Attorney	28		20		18.6	
		205,893		147,681		122,238
Grade 6. Range \$6,230 to \$7,070:						
Attorney	87		51		49.5	
		556,920		330,333		287,035
Internal revenue agent	24	155,190	24	154,697	23	120,775
Grade 5. Range \$5,180 to \$6,020:						
Attorney	67	351,470	30	158,825	29	137,450
Internal revenue agent	124		124		122.9	
		692,300		689,873		595,107
Engineer	2	11,410	2	11,312	1	5,200
Chemist	2	10,780	2	10,712	2	9,200
Grade 4. Range \$4,300 to \$5,180:						
Attorney	24	105,840	10	44,850	9.7	39,260
Internal revenue agent	97		97		94.5	
		445,040		443,018		366,125
Engineer	1	4,300	1	4,300	1	3,800
Chemist	10	50,940	10	49,660	10	42,500
Grade 3. Range \$3,640 to \$4,300:						
Attorney	13	48,530	3	12,002	2.2	7,825
Internal revenue agent	36	147,650	36	146,842	34.9	121,798
Chemist	11	42,900	11	42,709	10.6	35,336
Grade 2. Range \$2,980 to \$3,640:						
Attorney	14	46,120	12	39,857	11.9	34,017
Internal revenue agent	2	4,750	2	4,714	1	2,100
Subprofessional service:						
Grade 5. Range \$2,100 to \$2,496:						
	6	12,864	1	2,346	1	2,040

By objects	Obligations					
	Estimate, 1947		Estimate, 1946		Actual, 1945	
	Man-years	Total salary	Man-years	Total salary	Man-years	Total salary
<b>PERSONAL SERVICES, FIELD—continued</b>						
Crafts, protective, and custodial service:						
Grade 8. Range \$2,540 to \$3,200	3	\$8,500	3	\$8,399	3	\$7,275
Grade 7. Range \$2,364 to \$2,870	4	9,720	4	9,720	4	8,160
Grade 6. Range \$2,166 to \$2,562	11	25,866	11	25,722	10.6	21,444
Grade 5. Range \$1,968 to \$2,364	4	8,178	5	10,134	5	8,655
Grade 4. Range \$1,770 to \$2,166	18	33,828	18	33,390	19	29,085
Grade 3. Range \$1,572 to \$1,902	107		102		100.9	
		181,542		170,979		136,512
Grade 2. Range \$1,440 to \$1,770	3	4,692	3	4,614	3	3,875
Total permanent, field	55,558		47,894.8		43,089.5	
		152,197,146		125,349,157		96,915,250
Overtime pay, field				4,413,542		19,698,899
Night-work differential, field		325,904		325,904		
Additional pay for foreign service, field		138,148		138,148		105,426
All personal services, field	55,558		47,894.8		43,089.5	
		152,661,198		130,226,751		116,719,575
01 Personal services (net)	60,616		52,411.7		47,411.3	
		167,069,981		143,639,281		129,225,171
<b>OTHER OBLIGATIONS</b>						
02 Travel		6,036,242		4,365,865		4,447,122
03 Transportation of things		396,700		397,500		397,523
04 Communication services		1,304,703		1,136,770		1,191,319
05 Rents and utility services		6,151,794		4,510,488		3,790,083
06 Printing and binding		2,200,000		2,200,000		2,274,274
07 Other contractual services		707,086		677,380		653,043
08 Supplies and materials		2,188,194		1,951,197		1,797,020
09 Equipment		607,800		944,460		1,003,914
Total other obligations		19,592,519		16,183,660		15,554,298
Grand total obligations		186,692,500		159,822,941		144,779,469
Transferred to—						
"Miscellaneous researches, transferred funds, National Bureau of Standards"		+7,500		+7,500		+7,500
"Collecting the internal revenue (transfer to Post Office Department)"				+525,000		+603,750
Net total obligations		186,700,000		160,355,441		145,390,719
Covered into Treasury as miscellaneous receipts, Public Law 529						+14,460
Excess of obligations over appropriation due to Public Law 106				-24,055,441		
Estimated savings, unobligated balance						1,494,801
Total estimate or appropriation		186,700,000		136,300,000		146,900,000

**Refunds and Payments of Processing and Related Taxes, Bureau of Internal Revenue—**

Refunds and payments of processing and related taxes: For refunds and payments of processing and related taxes as authorized by titles IV and VII, Revenue Act of 1936, as amended; for refunds of taxes collected (including penalties and interest) under the Cotton Act of April 21, 1934, as amended (48 Stat. 598), the Tobacco Act of June 28, 1934, as amended (48 Stat. 1275), and the Potato Act of August 24, 1935 (49 Stat. 782), in accordance with the Second Deficiency Appropriation Act, fiscal year 1938 (52 Stat. 1150), as amended, and as otherwise authorized by law; and for redemption of tax stamps purchased under the aforesaid Tobacco and Potato Acts, there is hereby continued available, during the fiscal year 1946, the unexpended balance of the funds made available to the Treasury Department for these purposes for the fiscal year 1945 by the Treasury Department Appropriation Act, 1945. (Secs. 3304, 3770, 3771, 1. R. C.; 7 U. S. C. 641-659; 28 U. S. C. 284; 52 Stat. 1150; Act of Apr. 24, 1945, Public Law 38.)

NOTE.—The appropriation under the above title has been estimated for under "Refunding internal-revenue collections."

By objects	Obligations		
	Estimate, 1947	Estimate, 1946	Actual, 1945
13 Refunds, awards, and indemnities		\$1,600,000	\$670,025
Prior year balance available in 1945			-9,307,668
1945 balance available in 1946		-8,637,643	+8,637,643
Estimated savings, unobligated balance		7,037,643	
Total estimate or appropriation			

**Payment to Alaska of Additional Income Tax on Railroads (Receipt Limitation)—**

Additional income tax on railroads in Alaska: For the payment to the Treasurer of Alaska of an amount equal to the tax of 1 per









**BUREAU OF ENGRAVING AND PRINTING—Continued**  
**Salaries and Expenses, Bureau of Engraving and Printing—Con.**

By objects	Obligations					
	Estimate, 1947		Estimate, 1946		Actual, 1945	
	Man- years	Total salary	Man- years	Total salary	Man- years	Total salary
<b>PERSONAL SERVICES, DEPARTMENTAL</b>						
Clerical, administrative, and fiscal service:						
Grade 15. Range \$8,750 to \$9,800:						
Director	1	\$9,800	1	\$9,800	1	\$9,000
Assistant director	1	9,013	1	8,811	0.8	6,000
Grade 14. Range \$7,175 to \$8,225:						
Assistant director	1	7,438	1	7,438	1.2	8,375
Grade 13. Range \$6,250 to \$7,070:						
Superintendent of division	2	12,880	2	12,686	2	11,300
Grade 12. Range \$5,180 to \$6,020:						
Chief accountant	1	6,020	1	6,020	1	5,400
Superintendent of division	1	5,180	1	5,285	1	5,000
Assistant to the director	1	5,600	1	5,487	1	4,800
Assistant superintendent of division	2	10,360	2	10,360		
Grade 11. Range \$4,300 to \$5,180:						
Superintendent of division	2	9,700	2	9,700	2	8,500
Purchasing agent	1	4,520	1	4,520	1	3,900
Assistant chief accountant	1	4,520	1	4,402	1	3,800
Grade 10. Range \$3,970 to \$4,630:						
Assistant superintendent of division					0.5	1,875
Grade 9. Range \$3,640 to \$4,300:						
Superintendent of division	1	4,300	1	4,300	1	3,800
Assistant purchasing agent	1	3,800	1	3,800	1	3,300
Assistant superintendent of division	3	11,360	3	11,301	2.5	8,100
Special assistant to chief accountant	1	3,750	1	3,750	1	3,200
Grade 8. Range \$3,310 to \$3,970:						
Grade 8	4	14,010	4	13,820	3	9,166
Grade 7. Range \$2,980 to \$3,640:						
Grade 7	10	33,430	10	33,270	9.2	26,702
Grade 6. Range \$2,650 to \$3,310:						
Grade 6	12	37,300	12	37,008	11.8	31,142
Grade 5. Range \$2,320 to \$2,980:						
Grade 5	23	61,390	23	60,696	21.2	47,511
Grade 4. Range \$2,100 to \$2,496:						
Grade 4	86	192,120	86	189,661	59.4	115,720
Grade 3. Range \$1,902 to \$2,298:						
Grade 3	121	255,324	121	253,558	139.7	248,389
Grade 2. Range \$1,704 to \$2,100:						
Grade 2	131	256,524	131	254,911	131.6	216,262
Professional service:						
Grade 6. Range \$6,230 to \$7,070:						
Chief, research and development engineering	1	6,650	1	6,650	1	5,900
Grade 5. Range \$5,180 to \$6,020:						
Superintendent of division	1	5,390	1	5,390	1	4,600
Chemist	1	5,390	1	5,390	1	4,600
Grade 4. Range \$4,300 to \$5,180:						
Ink technologist	1	4,960	1	4,900	1	4,200
Technologist	1	4,520	1	4,520	1	3,800
Physicist	1	4,520	1	4,520	1	3,800
Grade 3. Range \$3,640 to \$4,300:						
Chemist	1	4,300	1	4,300	1	3,775
Assistant superintendent of division	1	3,750	1	3,703	0.6	1,867
Associate engineer					0.3	689
Industrial engineer	1	3,750	1	3,657	0.1	300
Mechanical engineer	1	3,750	1	3,657	0.1	308
Grade 2. Range \$2,980 to \$3,640:						
Subprofessional service:						
Grade 8. Range \$2,980 to \$3,640	1	3,640	1	3,640	2.8	8,204
Grade 7. Range \$2,650 to \$3,310	1	2,980	1	2,950	1	2,475
Grade 6. Range \$2,320 to \$2,980					0.1	134
Grade 5. Range \$2,100 to \$2,496	7	15,360	7	15,129	3.9	7,182
Grade 4. Range \$1,902 to \$2,298	1	2,166	1	2,166	0.9	1,573
Crafts, protective, and custodial service:						
Grade 10. Range \$2,980 to \$3,640	1	2,980	1	2,980	1.2	3,734
Grade 9. Range \$2,650 to \$3,310					0.7	2,086
Grade 8. Range \$2,540 to \$3,200	1	2,870	1	2,866		
Grade 7. Range \$2,364 to \$2,870	1	2,870	1	2,811	1	2,350
Grade 6. Range \$2,166 to \$2,562	1	2,298	1	2,298	1	1,920
Grade 5. Range \$1,968 to \$2,364	3	6,762	3	6,694	3	5,490
Grade 4. Range \$1,770 to \$2,166	15	28,332	13	24,442	12.6	19,777
Grade 3. Range \$1,572 to \$1,902	136	224,286	109	180,145	98.8	135,478
Grade 2. Range \$1,440 to \$1,770	253	383,100	198	299,685	178.3	220,911
Clerical-mechanical service:						
Grade 4. Range \$1.18 to \$1.31 an hour	41	110,685	41	110,261	39.5	92,240
Grade 3. Range \$1.05 to \$1.11 an hour	177	414,740	177	412,410	176.8	352,141
Grade 2. Range 91 to 98 cents an hour	2,270	4,632,306	2,319	4,714,054	2,543.4	4,435,948
Grade 1. Range 75 to 85 cents an hour	1,787	3,120,232	1,823	3,170,867	1,944.5	2,876,253
Unclassified:						
Blacksmith	1	3,195	1	3,166	1	2,993
Bookbinder	51	155,472	51	154,020	50.6	144,005
Bricklayer	4	12,779	4	12,662	3.4	10,244
Carpenter	15	46,166	15	45,744	14.8	42,422
Cement finisher	1	3,195	1	3,166	1	2,998
Compositor and proofreader	12	38,336	12	37,987	12	35,841
Designer	3	14,425	3	14,296	3.8	17,972
Die finisher	3	10,615	3	10,517	3	9,938
Die sinker	1	3,022	1	2,994	1	2,778
Electrician	34	108,618	34	107,630	34.2	102,236
Electrolytic platemaker	7	22,362	7	22,159	7.9	23,637
Electrolytic platemaker helper	7	14,282	7	14,145	7.5	13,744
Electrolytic platemaker, apprentice	1	1,626	1	1,610	1.1	1,584
Electronic technician	1	3,667	1	3,634	1	3,440
Engineman	9	28,752	9	28,490	9	26,958
Ensignman, assistant	8	23,448	8	23,224	8	21,841
Engraver	16	75,460	16	75,015	16	70,845
Engraver, apprentice	1	1,383	1	1,371	0.3	387

By objects	Obligations					
	Estimate, 1947		Estimate, 1946		Actual, 1945	
	Man- years	Total salary	Man- years	Total salary	Man- years	Total salary
<b>PERSONAL SERVICES, DEPARTMENTAL—con.</b>						
<b>Unclassified—Continued</b>						
Foreman	69	\$275,347	69	\$272,881	69.8	\$260,876
Hardener	1	2,774	1	2,749	1.2	3,113
Incinerator operator, foreman	1	2,172	1	2,151	1.4	2,859
Incinerator operator, laborer	5	10,231	5	10,132	7.3	13,206
Iron worker	2	6,097	2	6,040	1.8	5,221
Knife grinder	1	2,756	1	2,731	1	2,584
Lathe operator, geometric	1	5,024	1	4,979	1	4,713
Linoleum worker	1	2,610	1	2,586	1	2,441
Litho transferer	2	6,611	2	6,550	2	6,189
Locksmith	1	2,610	1	2,586	1	2,441
Machinist	55	175,705	55	174,108	55.2	164,833
Mechanic, auto	2	6,097	2	6,040	2	5,702
Mechanic, helper	46	90,912	46	90,059	45.6	83,510
Metal graining machine operator	2	4,635	2	4,594	2	4,151
Painter	7	22,362	7	22,159	6.7	20,445
Pantograph operator	1	2,357	1	2,336	1	2,204
Photographer	1	3,531	1	3,499	1.7	5,575
Photoengraver and etcher	2	6,974	2	6,909	2	6,366
Photolithographer	3	10,881	3	10,782	3	10,201
Photolitho helper	1	2,046	1	2,026	1.8	3,418
Photolitho zinc plate finisher	2	6,692	2	6,633	2	6,289
Photo zinc etcher	2	7,185	2	7,119	2	6,737
Photonegative cutter and retoucher	3	9,015	3	8,932	2.9	8,258
Photonegative cutter and retoucher, apprentice	1	1,626	1	1,610	0.8	1,273
Pipe coverer	1	3,195	1	3,166	1	2,993
Plate printer, piece rate	459	1,967,100	448	1,902,925	473.5	1,902,330
Plate printer, per diem	42	179,996	42	176,912	34.5	128,409
Plate printer, apprentice	5	15,973	5	15,578	6	13,527
Plumber	81	258,766	90	284,904	5	14,969
Pressman	41	136,117	44	144,778	103	307,810
Pressman, offset	2	8,699	3	8,620	32	99,731
Roller maker	3	7,334	2	7,268	3	8,142
Rotary plate fitter	10	47,993	10	47,566	1.9	6,618
Siderographer	1	2,498	1	2,474	10.7	47,988
Station attendant	5	15,389	5	15,248	1	2,327
Steam fitter	16	51,375	16	50,905	5	14,415
Steel plate finisher	7	21,778	7	21,579	16.7	50,417
Tin and sheet metal worker	3	9,145	3	9,062	7	20,398
Welder	6	15,660	6	15,514	3	8,250
Wireman	6	15,660	6	15,514	8.3	20,144
Total permanent, departmental	6,183	13,938,587	6,190	13,896,577	6,515.9	12,800,487
Temporary employment, departmental	19	31,840	19	31,730	13.7	22,795
Part-time employment, departmental	10	16,286	10	16,224	16.7	22,621
Overtime pay, departmental		94,817		1,165,300		3,719,670
Night-work differential, departmental		300,000		300,000		285,164
01 Personal services (net)	6,212	14,381,530	6,219	15,409,831	6,546.3	16,850,737
<b>OTHER OBLIGATIONS</b>						
02 Travel		1,500		1,500		16,426
03 Transportation of things		35,000		35,000		183,669
04 Communication services		62,000		67,000		67,538
05 Rents and utility services		110,000		110,000		107,932
08 Supplies and materials		3,658,888		4,047,785		8,542,234
Stationery		4,500		4,500		4,472
09 Equipment		150,000		150,000		68,677
New equipment		655,000				
Total other obligations		4,676,888		4,415,785		8,990,948
Grand total obligations		19,058,418		19,825,616		25,841,685
Reimbursements for services performed:						
Agriculture, Department of:						
Commodity Credit Corporation:						
Notes						-18,458
Farm Credit Administration:						
Bonds and debentures		-3,528		-72,037		-18,332
Bank of Algeria:						
Paper and materials						-40,297
Cuban Government, the:						
Silver certificates						-151,864



By objects	Obligations		
	Estimate, 1947	Estimate, 1946	Actual, 1945
Reimbursements for services performed—			
Continued			
Post Office Department:			
Postage stamps	-\$2,179,806	-\$2,193,848	-\$1,875,389
Postal savings certificates	-326,400	-217,550	-150,932
Postal note stamps		-17,102	-8,526
Provisional Government of the French Republic:			
Committee French franc currency			-2,819,160
Committee French postage stamps			-13,266
Treasury Department:			
Fiscal Service, Bureau of the Public Debt:			
Treasury bills, bonds, certificates, and notes	-503,352	-503,665	-397,199
United States savings and war savings bonds	-1,693,673	-2,082,071	-4,481,638
War savings stamps	-42,397	-93,376	-102,289
Services and materials	-3,900	-3,900	-5,081
War Department:			
Allied military lira currency			-752,768
Allied military mark currency			-13,486
Allied military schilling currency			-605,891
Military yen currency			-357,529
Allied military Austrian postage stamps			-26,271
Allied military German postage stamps			-29,249
Various agencies:			
Checks and miscellaneous	-216,727	-148,587	-89,821
Services and materials	-15,500	-15,500	-16,386
Total reimbursements	-7,044,272	-8,501,216	-17,045,464
Transferred to "Salaries and expenses, guard force, Treasury Department buildings"	+140,554	+100,000	+100,000
Reimbursements available for expenditure by Bureau	-6,903,718	-8,401,216	-16,945,464
Transferred to "Miscellaneous researches, transferred funds, National Bureau of Standards"	+11,300	+11,300	+11,300
Net adjustment	-6,892,418	-8,389,916	-16,934,164
Net total obligations	12,166,000	11,435,700	8,907,521
Covered into Treasury as miscellaneous receipts, Public Law 529			+29
Excess of obligations over appropriation due to Public Law 106		-1,035,700	
Estimated savings, unobligated balance			1,092,450
Total estimate or appropriation	12,166,000	10,400,000	10,000,000

BY PROJECTS OR FUNCTIONS			
1. United States currency	\$6,465,367	\$6,210,748	\$5,597,249
2. Internal revenue stamps:			
Bottle strip:			
Plate printed	143,162	141,241	54,047
Offset printed	311,071	309,461	209,822
Fermented malt liquor and miscellaneous revenue	532,187	558,540	352,444
Playing cards, precanceled	19,354	17,266	10,661
Cigarettes, tobacco, etc.	1,999,048	2,133,035	1,055,267
3. Checks, drafts, and miscellaneous:			
Bonds and notes	102,558	101,013	9,412
Checks	268,420	335,597	332,268
Certificates, commissions, etc.:			
Plate printed	456,373	166,013	133,974
Offset printed	183,067	164,109	126,920
Certificates of naturalization	17,490	36,061	9,212
Customs	8,800	12,576	5,396
4. Card checks	571,269	645,818	728,730
5. Equipment (machinery, furniture, etc.)	150,000	150,000	68,677
New equipment	655,000		
6. Incinerating mutilated and worn-out currency and waste paper	31,700	31,800	31,488
7. Maintenance of that part of annex which is occupied by other activities of the Treasury	239,834	237,045	194,782
8. Notes for Commodity Credit Corporation			17,501
9. Bonds and debentures for Farm Credit Administration	3,442	70,155	15,927
10. Paper and materials for Bank of Algeria			36,744
11. Silver certificates for the Cuban Government		147,897	8,916
12. Federal Reserve notes for the Board of Governors of the Federal Reserve System	1,928,560	2,404,258	3,164,763
13. Internal revenue and postage stamps for Government of the Commonwealth of the Philippines			48,879
14. Treasury certificates for Government of the Commonwealth of the Philippines		438,303	1,224,262
15. Bonds and revenue stamps for the Puerto Rico Reconstruction Administration	75,459	75,310	23,439

By projects or functions	Obligations		
	Estimate, 1947	Estimate, 1946	Actual, 1945
16. Debentures for the Federal Housing Administration	\$647	\$1,172	\$1,155
17. Bonds and debentures for the Federal Home Loan Bank Administration	2,445	2,182	435
18. Military yen currency for the Navy Department			883,775
19. Postage stamps for the Panama Canal	1,429	2,075	1,795
20. Postage stamps for the Post Office Department	2,143,413	2,136,539	1,928,818
21. Postal savings certificates for the Post Office Department	318,403	211,867	166,611
22. Postal note stamps for the Post Office Department		16,655	26,698
23. Committee French franc currency for Provisional Government of the French Republic			2,183,231
24. Committee French postage stamps for Provisional Government of the French Republic			12,869
25. Treasury bills, bonds, certificates, and notes for the Bureau of the Public Debt	491,019	490,508	329,969
26. United States savings and war savings bonds for the Bureau of the Public Debt	1,652,175	2,027,681	3,979,295
27. War savings stamps for the Bureau of the Public Debt	41,358	90,937	72,236
28. Services and materials for the Bureau of Public Debt	3,900	3,900	5,084
29. Allied military lira currency for the War Department			424,393
30. Allied military mark currency for the War Department			44,101
31. Allied military schilling currency for the War Department			835,072
32. Military yen currency for the War Department			284,082
33. Allied military Austrian postage stamps for the War Department			22,428
34. Allied military German postage stamps for the War Department			34,434
35. Checks and miscellaneous for various agencies	211,417	144,705	83,874
36. Services and materials for various agencies	15,500	15,500	16,386
37. Overtime pay	14,550	295,649	1,044,164
Grand total obligations	19,058,418	19,825,616	25,841,685
Adjustments (see objects scheduled for detail)	-6,892,418	-9,425,616	-15,841,685
Total estimate or appropriation	12,166,000	10,400,000	10,000,000

**Printing and Binding, Bureau of Engraving and Printing—**

Printing and binding: For printing and binding for the Bureau of Engraving and Printing, \$5,500. (Act of Apr. 24, 1945, Public Law 38.)

Estimate 1947, \$5,500

Appropriated 1946, \$5,500

By objects	Obligations		
	Estimate, 1947	Estimate, 1946	Actual, 1945
06 Printing and binding	\$11,000	\$11,000	\$7,994
Reimbursements for services performed	-5,500	-5,500	-2,925
Net total obligations	5,500	5,500	5,069
Estimated savings, unobligated balance			431
Total estimate or appropriation	5,500	5,500	5,500

During the fiscal year [1946] 1947 all proceeds derived from work performed by the Bureau of Engraving and Printing, by direction of the Secretary of the Treasury, not covered and embraced in the appropriations for such Bureau for such fiscal year, instead of being covered into the Treasury as miscellaneous receipts, as provided by the Act of August 4, 1886 (31 U. S. C. 176), shall be credited when received to the appropriations for such Bureau for the fiscal year [1946] 1947. (Act of Apr. 24, 1945, Public Law 38.)

Total, Bureau of Engraving and Printing, annual appropriations, general account:

Estimate 1947, \$12,171,500

Appropriated 1946, \$10,405,500

Statement of proposed expenditures for purchase, maintenance, repair, and operation of passenger-carrying vehicles for the fiscal year ending June 30, 1947

BUREAU OF ENGRAVING AND PRINTING

Appropriation	Vehicles (motor unless otherwise indicated) to be purchased		Old vehicles to be exchanged		Net cost of vehicles to be purchased	Old vehicles still to be used	Total maintenance, repair, and operation, all vehicles	Public purpose and users
	Number	Gross cost	Number	Allowance (estimated)				
Salaries and expenses, Bureau of Engraving and Printing.						2	\$400	For transporting to other Government agencies and commercial establishments the Director, assistant directors, and employees authorized to transact business in connection with the work of this bureau.

SECRET SERVICE DIVISION

Salaries, Secret Service Division—

Salaries: For the Chief of the Division and other personal services in the District of Columbia, **[\$872,500]** \$103,500. (Act of Apr. 24, 1945, Public Law 38.)

Estimate 1947, **\$103,500**

Appropriated 1946, **\$72,500**

By objects	Obligations					
	Estimate, 1947		Estimate, 1946		Actual, 1945	
	Man-years	Total salary	Man-years	Total salary	Man-years	Total salary
<b>PERSONAL SERVICES, DEPARTMENTAL</b>						
Clerical, administrative, and fiscal service:						
Grade 15. Range \$8,750 to \$9,800:						
Chief	1	\$9,800	1	\$9,734	1	\$8,750
Assistant chief	1	8,750	0.7	6,125		
Grade 14. Range \$7,175 to \$8,225:						
Assistant to the chief	1	7,175	0.3	2,231	1	6,687
Grade 12. Range \$5,180 to \$6,020:						
Executive aide	1	5,390	1	5,390	1	4,800
Chief clerk	1	5,390	1	5,390	1	4,600
Counterfeit specialist	1	5,180	1	5,180	1	4,025
Grade 10. Range \$3,970 to \$4,630:						
Budget and finance officer	1	4,190	1	4,190	1	3,600
Administrative officer	1	4,080				
Grade 7. Range \$2,980 to \$3,640:						
Grade 6. Range \$2,650 to \$3,310:						
Grade 5. Range \$2,320 to \$2,980:						
Grade 4. Range \$2,100 to \$2,496:						
Grade 3. Range \$1,902 to \$2,298:						
Professional service:						
Grade 2. Range \$2,980 to \$3,640:						
Crafts, protective, and custodial service:						
Grade 4. Range \$1,770 to \$2,166:						
Total permanent, departmental	32	103,500	25.8	82,610	26.6	72,244
Overtime pay, departmental				4,848		12,309
01 Personal services (net)	32	103,500	25.8	87,458	26.6	84,553
Excess of obligations over appropriation, due to Public Law 106				-14,958		
Estimated savings, unobligated balance						447
Total estimate or appropriation		103,500		72,500		85,000

Suppressing Counterfeiting and Other Crimes—

Suppressing counterfeiting and other crimes: For salaries and other expenses in detecting, arresting, and delivering into the custody of the United States marshal or other officer having jurisdiction, dealers and pretended dealers in counterfeit money, persons engaged in counterfeiting, forging, and altering United States notes, bonds, national bank notes, Federal Reserve notes, Federal Reserve bank notes, and other obligations and securities of the United States and of foreign governments (including endorsements thereon and assignments thereof), as well as the coins of the United States and of foreign governments, and persons committing other crimes against the laws of the United States relating to the Treasury Department and the several branches of the public service under its control; purchase (not to exceed **[thirteen]** *one hundred and twenty*), hire, maintenance, repair, and operation of motor-propelled passenger-carrying vehicles when necessary; purchase of arms and ammunition; stationery (not to exceed \$7,500); traveling expenses; and for no other purpose whatsoever, except in the performance of other duties specifically authorized by law, and in the protection of the person of the President and the members of his immediate family and of the person chosen to be President of the United States; **[\$1,400,000]** \$1,911,000: *Provided*, That of the amount herein appropriated not to exceed \$15,000 may be expended [in the discre-

tion of the Secretary of the Treasury] for the purpose of securing information concerning violations of the laws relating to the Treasury Department, and for services or information looking toward the apprehension of criminals. (Act of Apr. 24, 1945, Public Law 38.)

Estimate 1947, **\$1,911,000**

Appropriated 1946, **\$1,400,000**

By objects	Obligations					
	Estimate, 1947		Estimate, 1946		Actual, 1945	
	Man-years	Total salary	Man-years	Total salary	Man-years	Total salary
<b>PERSONAL SERVICES, FIELD</b>						
Clerical, administrative, and fiscal service:						
Grade 14. Range \$7,175 to \$8,225:						
Supervising agent	4	\$28,963	4	\$28,897	2.3	\$15,121
Grade 13. Range \$6,230 to \$7,070:						
Supervising agent	7	44,450	8	50,400	6.4	36,887
Grade 12. Range \$5,180 to \$6,020:						
Supervising agent	5	26,740	5	26,740	11.9	55,334
Assistant supervising agent	1	5,180	1	5,180	1	4,600
Agent in charge	4	20,930	4	20,930	1	4,700
Grade 11. Range \$4,300 to \$5,180:						
Agent in charge	15	67,160	15	66,848	8.3	31,419
Agent	5	22,830	5	22,335	3	12,075
Grade 10. Range \$3,970 to \$4,630:						
Agent	44	177,080	45	181,640	42.1	151,431
Grade 9. Range \$3,640 to \$4,300:						
Agent	186	681,301	125.3	465,387	116.2	376,684
Grade 8. Range \$3,310 to \$3,970:						
Grade 7. Range \$2,980 to \$3,640:						
Grade 6. Range \$2,650 to \$3,310:						
Grade 5. Range \$2,320 to \$2,980:						
Grade 4. Range \$2,100 to \$2,496:						
Grade 3. Range \$1,902 to \$2,298:						
Grade 2. Range \$1,704 to \$2,100:						
Total permanent, field	417	1,424,229	373.3	1,257,081	390.1	1,132,256
Overtime pay, field		5,038		113,294		217,059
Night-work differential, field				4,923		
01 Personal services (net)	417	1,429,267	373.3	1,375,298	390.1	1,349,315
<b>OTHER OBLIGATIONS</b>						
02 Travel		240,000		205,000		242,794
03 Transportation of things		7,000		7,000		6,808
04 Communication services		30,160		30,160		28,752
05 Rents and utility services		29,160		29,160		29,160
07 Other contractual services		20,491		24,000		32,290
08 Supplies and materials		41,872		37,872		34,736
09 Equipment		103,050		16,000		18,139
Unvouchered		10,000		10,000		7,024
Total other obligations		481,733		359,192		399,763
Grand total obligations		1,911,000		1,734,490		1,749,078
Reimbursements for services performed				-78,870		-83,220
Net total obligations		1,911,000		1,655,620		1,665,858
Covered into Treasury as miscellaneous receipts, Public Law 529						+975
Excess of obligations over appropriation due to Public Law 106				-255,620		
Estimated savings, unobligated balance						7,257
Total estimate or appropriation		1,911,000		1,400,000		1,674,090

Salaries, White House Police—

White House Police: For one captain, one inspector, four lieutenants, six sergeants, and one hundred and **[eight]** *two* privates, at rates of pay provided by law, **[\$260,000]** \$325,000, notwithstanding the provisions of the Act of April 22, 1940 (3 U. S. C. 62). (Act of Apr. 24, 1945, Public Law 38.)

Estimate 1947, **\$325,000**

Appropriated 1946, **\$260,000**







PROCUREMENT DIVISION

Salaries and Expenses, Procurement Division—

Salaries and expenses: For the Director of Procurement and other personal services in the District of Columbia and in the field service, and for miscellaneous expenses, including office supplies and materials, stationery (not to exceed [\$27,500] \$31,500), purchase of motortrucks and maintenance and operation of such trucks and motor-propelled passenger-carrying vehicles, telegrams, telephone service, traveling expenses, office equipment, fuel, light, electric current, and other expenses for carrying into effect regulations governing the procurement, warehousing, and distribution by the Procurement Division of the Treasury Department of property, equipment, stores, and supplies in the District of Columbia and in the field, [\$1,300,000] \$1,327,000: *Provided*, That the Secretary of the Treasury is authorized and directed during the fiscal year [1946] 1947 to transfer to this appropriation from any appropriations or funds available to the several departments and establishments of the Government for the fiscal year [1946] 1947 such amounts as may be approved by the Bureau of the Budget, not to exceed the sum of (a) the amount of the annual compensation of employees who may be transferred or detailed to the Procurement Division, respectively, from any such department or establishment, where the transfer or detail of such employees is incident to a transfer of a function or functions to that Division and (b) such amount as the Bureau of the Budget may determine to be necessary for expenses other than personal services incident to the proper carrying out of functions so transferred: *Provided further*, That when there has been or shall be transferred from any agency of the Government to the Procurement Division any function of warehousing, and the agency from which such function is being transferred is authorized at the time of such transfer to perform functions of procurement, warehousing, or distribution of property, equipment, stores, or supplies for non-Federal agencies the Procurement Division is authorized during the fiscal year [1946] 1947 to continue the performance of such functions for such non-Federal agencies where such functions are to be discontinued by the agency from which the warehousing function has been transferred, and the receipts, including surcharge, for all issues to and all advances by all non-Federal agencies shall be credited to the general supply fund: *Provided further*, That payments during the fiscal year [1946] 1947 to the general supply fund for materials, and supplies (including fuel), and services, and overhead expenses for all issues shall be made on the books of the Treasury Department by transfer and counterwarrants prepared by the Procurement Division of the Treasury Department and countersigned by the Comptroller General, such warrants to be based solely on itemized invoices prepared by the Procurement Division at issue prices to be fixed by the Director of Procurement: *Provided further*, That payments covering transactions between the Procurement Division and field offices of other Government agencies whose detailed appropriation or fund accounts are maintained elsewhere than within the District of Columbia, may be made on the basis of itemized vouchers or invoices prepared by the Procurement Division and sent through the appropriate field offices to the disbursing officers for the agencies involved, who are hereby authorized to make payment based (1) upon certification of the Procurement Division, which shall include the specific statement that the vouchers are issued pursuant to and in conformity with purchase orders or requisitions duly executed by the agency billed, and (2) upon approval and certification of such vouchers by the agency billed, which action shall be based upon acceptance of the Procurement Division certification as made, subject to later adjustment if necessary, the responsibility of the certifying officer to be limited to the availability of the funds to be charged: *Provided further*, That the general supply fund may be used to purchase from or through the Public Printer standard forms and blankbook work for field warehouse stocking and issue, but issues thereof shall be made only to Government agencies and shall be chargeable to applicable appropriation authorizations or limitations of such agencies for printing and binding, and reports of such issues shall be made as the Public Printer may require: *Provided further*, That advances received pursuant to law (31 U. S. C. 686) from departments and establishments of the United States Government and the government of the District of Columbia during the fiscal year [1946] 1947 shall be credited to the general supply fund: *Provided further*, That during the fiscal year [1946] 1947 there shall be available from the general supply fund for personal services in the District of Columbia not to exceed \$1,250,000: *Provided further*, That per diem employees engaged in work in connection with operations of the fuel yards may be paid rates of pay approved by the Secretary of the Treasury not exceeding current rates for similar services in the District of Columbia: *Provided further*, That the term "fuel" shall be held to include "fuel oil": *Provided further*, That the reconditioning and repair of surplus property and equip-

ment for disposition or reissue to Government service, may be made at cost by the Procurement Division, payment therefor to be effected by charging the proper appropriation and crediting the general supply fund: *Provided further*, That all orders for printing and binding for the Treasury Department, exclusive of work performed in the Bureau of Engraving and Printing and exclusive of such printing and binding as may under existing law be procured by field offices under authorization of the Joint Committee on Printing, shall be placed by the Director of Procurement in accord with the provisions of existing law. (*Act of Apr. 24, 1945, Public Law 33.*)

Estimate 1947, \$1,327,000

Appropriated 1946, \$1,300,000

By objects	Obligations					
	Estimate, 1947		Estimate, 1946		Actual, 1945	
	Man-years	Total salary	Man-years	Total salary	Man-years	Total salary
<b>PERSONAL SERVICES, DEPARTMENTAL</b>						
Clerical, administrative, and fiscal service:						
Grade 15. Range \$8,750 to \$9,800:						
Director	1	\$9,800	1	\$9,800	1	\$9,000
Deputy director	2	18,025	2	17,894	1.6	13,050
Grade 14. Range \$7,175 to \$8,225:						
Deputy director	3	22,051	2.6	18,999	1.7	11,050
Assistant to the director	1	8,225	1	8,225	1.5	11,375
Head of division	1	7,175	0.9	6,458	1	6,575
Grade 13. Range \$6,230 to \$7,070:						
Special assistant to the director	1	7,070	1	7,070	1	6,400
Assistant deputy director	1	6,230	0.8	4,954	0.6	3,360
Head of division	2.9	18,487	3.8	24,237	4.4	24,640
Grade 12. Range \$5,180 to \$6,020:						
Special assistant to deputy director	1	5,390	1	5,390	1	4,600
Chief, merchandise management	1	5,180				
Chief, operative management	1	5,180				
Chief of section	1.7	8,684	1.7	8,684		
Assistant head of division	1.5	8,820	1.5	8,820	1.3	6,040
Chief, executive management	1	5,180			1.4	7,360
Assistant to head of division	1	5,600	1	5,600	0.7	3,360
Assistant budget officer	1	5,180	0.8	4,144		
Grade 11. Range \$4,300 to \$5,150:						
Assistant to deputy director	1	4,300	1	4,300	1	4,600
Special assistant to deputy director	2	9,040	2	9,040	2	7,600
Assistant head of division	1	4,300	1	4,520	0.8	3,040
Assistant chief of section	1	4,300	1	4,300	0.5	1,900
Assistant to chief of section	1	4,300	1	4,300		
Section head	1.4	6,328	1.4	6,282	3.4	13,040
Purchasing officer	3.2	14,376	3.2	14,295	2.9	11,100
Chief of division	1	4,300	1	4,300		
Management analyst	1	4,300	1	4,520	0.8	3,040
Administrative analyst	1.5	6,670	1.7	7,574	2.5	9,540
Grade 10. Range \$3,970 to \$4,630:						
Chief of section	0.4	1,764	0.4	1,727	0.4	1,510
Assistant chief of section	0.6	2,724	0.6	2,724	0.7	2,520
Administrative analyst			0.9	3,573		
Grade 9. Range \$3,640 to \$4,300:						
Chief of section	3.7	14,421	2.7	10,705	3.2	10,370
Assistant chief of section	1.4	5,246	1.4	5,246	2.3	7,450
Purchasing officer	4	15,375	3.6	13,754	4	13,120
Printing and publications officer	1	3,860	1	3,775	0.7	2,270
Administrative analyst	1	3,860	1	3,860	1	3,300
Classification investigator	0.5	1,875	0.5	1,875	0.5	1,600
Administrative assistant	2	7,610	2	7,610	1.2	3,890
Cataloger	1	3,750	1	3,720	0.7	2,240
Grade 8. Range \$3,310 to \$3,970:						
Grade 7. Range \$2,980 to \$3,640:						
Grade 6. Range \$2,650 to \$3,310:						
Grade 5. Range \$2,320 to \$2,980:						
Grade 4. Range \$1,990 to \$2,650:						
Grade 3. Range \$1,660 to \$2,320:						
Grade 2. Range \$1,330 to \$1,990:						
Grade 1. Range \$1,000 to \$1,660:						
Professional service:						
Grade 8. Range \$8,750 to \$9,800:						
Chief counsel	1	8,750	0.8	7,000		
Grade 7. Range \$7,175 to \$8,225:						
Chief counsel			0.2	1,435	0.1	750
Deputy director	1	8,225	1	8,225		
Assistant to deputy director					1	6,875
Attorney					0.3	1,950
Grade 6. Range \$6,230 to \$7,070:						
Head of division	1	6,440	3	18,957	3.1	17,360
Assistant to deputy director	2.4	14,952				
Attorney	1	6,230	1	6,230	0.9	5,240
Grade 5. Range \$5,180 to \$6,020:						
Attorney	2	10,570	2	10,570	1.7	7,820
Technical assistant	7	37,415	7	37,181	4.9	22,560
Electrical engineer	3	15,750	3	15,750	0.9	4,140
Economic analyst	1	5,390	1	5,249	1	4,600
Grade 4. Range \$4,300 to \$5,180:						
Technical assistant	8.7	39,214	7.9	35,567	6.3	24,500
Electrical engineer	3	15,540	3	15,470	2.4	9,720
Purchasing officer	0.4	1,808	0.4	1,734	0.1	380
Chemist	0.4	1,720				
Grade 3. Range \$3,640 to \$4,300:						
Technical assistant	3.8	14,646	3.4	13,126	3.8	12,540
Electrical engineer	1.5	5,570	1.5	5,510	0.5	1,600
Economic analyst					1	3,400
Purchasing officer	0.4	1,456	0.4	1,456	0.1	320
Grade 2. Range \$2,980 to \$3,640:						
Grade 1. Range \$2,320 to \$2,980:						
Subprofessional service:						
Grade 6. Range \$2,320 to \$2,980:					0.1	200
Grade 5. Range \$2,100 to \$2,496:					1.6	2,880
Grade 4. Range \$1,902 to \$2,298:	0.4	768	0.4	768	0.3	456
Grade 3. Range \$1,704 to \$2,100:	0.4	696				



By objects	Obligations					
	Estimate, 1947		Estimate, 1946		Actual, 1945	
<b>PERSONAL SERVICES, DEPARTMENTAL—COD.</b>	Man-years	Total salary	Man-years	Total salary	Man-years	Total salary
Crafts, protective, and custodial service:						
Grade 4. Range \$1,770 to \$2,166	1	\$1,800	1	\$1,800	1	\$1,700
Grade 3. Range \$1,572 to \$1,902	10.7	18,330	8.7	14,989	17.1	23,520
Grade 2. Range \$1,440 to \$1,770	3.3	5,136	3.3	5,067	3.4	4,164
Total permanent, departmental	35.4	1,019,963	35.3	1,006,989	367.8	849,593
Overtime pay, departmental				35,978		160,209
All personal services, departmental	35.4	1,019,963	35.3	1,042,967	367.8	1,009,802
<b>PERSONAL SERVICES, FIELD</b>						
Clerical, administrative, and fiscal service:						
Grade 15. Range \$8,750 to \$9,800:						
Regional director	1	9,013	1	8,841	0.2	1,600
Grade 14. Range \$7,175 to \$8,225:						
Regional director	4	32,900	7	54,495	2.2	14,900
Deputy regional director	1	7,175	1	7,175	2.6	16,900
Grade 13. Range \$6,230 to \$7,070:						
Regional director			2	13,050	2.4	13,440
Deputy regional director	1	7,070	1	7,070	0.6	3,500
Executive officer	1	6,230	1	6,230	5.3	30,500
Grade 12. Range \$5,180 to \$6,020:						
Executive officer	3	15,960	4	20,930	3.7	17,180
Grade 11. Range \$4,300 to \$5,180:						
Executive officer			3	13,120	0.6	2,280
Section head	1	4,300	1	4,300	1.1	4,180
Grade 9. Range \$3,640 to \$4,300:						
Executive officer			1	3,729		
Section head	1	3,770	1	3,708	1.9	6,350
Purchasing officer	10	36,400				
Grade 7. Range \$2,980 to \$3,640:						
Section head					1.7	4,400
Grade 6. Range \$2,650 to \$3,310:						
Section head	3	8,280	3	8,048	1.2	2,820
Grade 5. Range \$2,320 to \$2,980:						
Section head	5	12,979	8	19,701	14.7	30,120
Grade 4. Range \$2,100 to \$2,496:						
Section head	4	9,027	8	17,239	18.1	32,910
Grade 3. Range \$1,902 to \$2,298:						
Section head	11	21,678	5	9,959	13.4	21,888
Grade 2. Range \$1,704 to \$2,100:						
Section head			1	1,749	8.8	12,786
Grade 1. Range \$1,506 to \$1,902:						
Section head					2.1	2,646
Crafts, protective, and custodial service:						
Grade 5. Range \$1,968 to \$2,364					0.5	840
Grade 4. Range \$1,770 to \$2,166					0.8	1,200
Grade 3. Range \$1,572 to \$1,902					3.1	4,110
Grade 2. Range \$1,440 to \$1,770					2.1	2,568
Total permanent, field	46	174,762	48	199,384	87.1	227,038
Overtime pay, field				5,857		39,798
All personal services, field	46	174,762	48	205,241	87.1	266,836
<b>01 Personal services (net)</b>	401.4	1,194,725	404.3	1,248,208	454.9	1,276,638
<b>OTHER OBLIGATIONS</b>						
02 Travel		19,500		19,500		19,438
03 Transportation of things		700		700		4,799
04 Communication services		25,200		25,200		28,040
05 Rents and utility services		26,000		26,000		79,513
07 Other contractual services		6,300		6,300		20,114
08 Supplies and materials		45,000		41,000		47,599
09 Equipment		9,575		4,000		38,699
13 Refunds, awards, and indemnities						178
Total other obligations		132,275		122,700		238,380
Grand total obligations		1,327,000		1,370,908		1,515,018
Reimbursements for services performed—Received by transfer from "Salaries and expenses, Division of Central Administrative Services"						-2,636
Net total obligations		1,327,000		1,370,908		1,403,482
Excess of obligations over appropriation due to Public Law 106				-70,908		
Estimated savings, unobligated balance						86,518
<b>Total estimate or appropriation</b>		1,327,000		1,300,000		1,190,000
<b>BY PROJECTS OR FUNCTIONS</b>						
1. Office of the Director		\$65,902		\$65,556		\$72,977
2. Legal division		32,180		30,605		19,330
3. Budget and administrative planning division		36,873		36,748		30,112
4. Personnel division		41,650		41,352		29,424
5. Finance division		159,813		157,232		125,100
6. Office services division		88,539		87,688		80,408
7. Duplicating and distribution division				56,982		120,016
8. Property transfer section		5,980		5,980		
9. Purchase branch:						
Office of deputy director		11,070		11,070		
Contract division		149,655		143,308		139,402
Printing section		51,556		48,921		21,438
Central traffic section		26,808		26,600		23,342
Public utilities division		60,317		59,900		28,872
10. Stores distribution branch		184,371		75,725		53,855
11. Standards branch		162,663		161,136		105,317
12. Regional offices		117,348		197,570		227,038
13. Overtime pay				41,835		200,007
Total personal services		1,194,725		1,248,208		1,276,638
Other obligations		132,275		122,700		238,380

By projects or functions	Obligations		
	Estimate, 1947	Estimate, 1946	Actual, 1945
Grand total obligations	\$1,327,000	\$1,370,908	\$1,515,018
Adjustments (see objects schedule for detail)		-70,908	-325,018
Total estimate or appropriation	1,327,000	1,300,000	1,190,000

Repairs to typewriting machines (except bookkeeping and billing machines) in the Government service in the District of Columbia and areas adjacent thereto may be made at cost by the Procurement Division, payment therefor to be effected by charging the proper appropriation and crediting the general supply fund.

No part of any money appropriated by this or any other Act shall be used during the fiscal year [1946] 1947 for the purchase, within the continental limits of the United States, of any standard typewriting machines (except bookkeeping, billing, and electric machines) at a price in excess of the following for models with carriages which will accommodate paper of the following widths, to wit: Ten inches (correspondence models), \$70; twelve inches, \$75; fourteen inches, \$77.50; sixteen inches, \$82.50; eighteen inches, \$87.50; twenty inches, \$94; twenty-two inches, \$95; twenty-four inches, \$97.50; twenty-six inches, \$103.50; twenty-eight inches, \$104; thirty inches, \$105; thirty-two inches, \$107.50; or, for standard typewriting machines distinctively quiet in operation, the maximum prices shall be as follows for models with carriages which will accommodate paper of the following widths, to wit: Ten inches, \$80; twelve inches, \$85; fourteen inches, \$90; eighteen inches, \$95; *Provided*, That there may be added to such prices the amount of Federal excise taxes paid or payable with respect to any such machines. (Act of Apr. 24, 1945, Public Law 58.)

**General Supply Fund, Procurement Division (Revolving Fund)—**

By objects	Obligations					
	Estimate, 1947		Estimate, 1946		Actual, 1945	
<b>PERSONAL SERVICES, DEPARTMENTAL</b>	Man-years	Total salary	Man-years	Total salary	Man-years	Total salary
Clerical, administrative, and fiscal service:						
Grade 13. Range \$6,230 to \$7,070:						
Chief of division	1.1	\$6,853	1	\$6,230	1	\$5,600
Grade 12. Range \$5,180 to \$6,020:						
Chief of division	0.3	1,886	0.3	1,886	0.4	1,880
Assistant chief of division	0.5	2,590	0.5	2,590	0.4	1,960
Grade 11. Range \$4,300 to \$5,180:						
Chief of division	1	5,180	1	5,180	1	4,600
Special assistant to chief of division	0.4	1,505				
Section head	1.6	7,012	0.6	2,707	0.8	3,100
Purchasing officer	5.8	26,084	5.8	25,970	5.4	20,640
Grade 10. Range \$3,970 to \$4,630:						
Chief of division	0.6	2,646	0.6	2,590	0.5	1,890
Assistant chief of division	0.4	1,466	0.4	1,466	0.3	1,080
Grade 9. Range \$3,640 to \$4,300:						
Assistant chief of division	1	3,640	1	3,640	0.7	2,290
Section head	3.3	12,049	3.3	11,998	3	9,820
Assistant section head	1.4	5,246	1.4	5,246	1.2	3,880
Purchasing officer	7	26,920	6.4	24,466	7	22,940
Traffic and transportation specialist	0.7	2,548				
Classification investigator	0.5	1,875	0.5	1,875	0.5	1,600
Grade 8. Range \$3,310 to \$3,970:						
Section head	1.7	6,320	1.7	6,217	1.7	5,350
Grade 7. Range \$2,980 to \$3,640:						
Section head	20.8	65,789	18.8	58,760	16.7	44,650
Grade 6. Range \$2,650 to \$3,310:						
Section head	4.2	12,043	4.3	11,868	4.3	10,240
Grade 5. Range \$2,320 to \$2,980:						
Section head	28.4	71,140	25.5	63,347	25.7	53,834
Grade 4. Range \$2,100 to \$2,496:						
Section head	55.1	121,929	52.3	116,079	50.2	92,928
Grade 3. Range \$1,902 to \$2,298:						
Section head	95.7	192,479	92.8	185,000	86.1	143,286
Grade 2. Range \$1,704 to \$2,100:						
Section head	62.6	112,443	56.5	101,319	64.5	93,702
Grade 1. Range \$1,506 to \$1,902:						
Section head	3.2	5,340	3.2	5,286	3.3	4,398
Professional service:						
Grade 6. Range \$6,230 to \$7,070:						
Assistant to chief of branch	0.6	3,738				
Grade 5. Range \$5,180 to \$6,020:						
Chief of shops	1	5,180	0.8	4,144		
Fuel engineer					0.6	2,800
Grade 4. Range \$4,300 to \$5,180:						
Technical assistant	1.8	8,136	0.6	2,945	0.6	2,520
Purchasing officer	0.6	2,712	0.6	2,600	0.3	1,140
Chemist	0.3	1,290				
Grade 3. Range \$3,640 to \$4,300:						
Technical assistant	1.2	4,434	0.6	2,192	0.4	1,320
Purchasing officer	0.6	2,184	0.6	2,184	0.2	640
Grade 2. Range \$2,980 to \$3,640:						
Section head	1.2	3,708	0.9	2,814	1	2,660
Grade 1. Range \$2,320 to \$2,980:						
Section head	0.3	696	0.3	696		
Subprofessional service:						
Grade 6. Range \$2,320 to \$2,980:						
Section head					0.2	400
Grade 4. Range \$1,902 to \$2,298:						
Section head	0.6	1,152	0.6	1,152	0.4	648
Grade 3. Range \$1,704 to \$2,100:						
Section head	0.6	1,044				
Crafts, protective, and custodial service:						
Grade 10. Range \$2,980 to \$3,640:						
Section head	1	3,090	1	3,090	1.7	4,420
Grade 9. Range \$2,650 to \$3,310:						
Section head	1	3,310	1	3,310	1	2,800
Grade 8. Range \$2,540 to \$3,200:						
Section head	6	15,922	6	15,887	6.5	14,678
Grade 7. Range \$2,364 to \$2,870:						
Section head	33.5	83,220	33.5	83,103	28.2	59,045
Grade 6. Range \$2,106 to \$2,562:						
Section head	32.5	74,349	32.5	74,061	30.1	57,684
Grade 5. Range \$1,968 to \$2,364:						
Section head	2	4,200	2	4,190	2.1	3,636



PROCUREMENT DIVISION—Continued

General Supply Fund, Procurement Division (Revolving Fund)—Continued

By objects	Obligations					
	Estimate, 1947		Estimate, 1946		Actual, 1945	
	Man-years	Total salary	Man-years	Total salary	Man-years	Total salary
<b>PERSONAL SERVICES, DEPARTMENTAL—CON.</b>						
Crafts, protective, and custodial service—Continued						
Grade 4. Range \$1,770 to \$2,166	29.7	\$55,602	29.7	\$55,307	24.9	\$37,950
Grade 3. Range \$1,572 to \$1,902	52.3	90,540	51.8	89,241	53.1	73,434
Grade 2. Range \$1,440 to \$1,770	21.5	34,284	21.5	34,029	24.4	30,150
Total permanent, departmental	485.6		461.9		450.4	
W. A. E. employment, departmental	30	55,000	30	55,000	28.8	52,685
Overtime pay, departmental				41,265		195,181
All personal services, departmental	515.6		491.9		479.2	
	1,148,774		1,120,960		1,073,459	
<b>PERSONAL SERVICES, FIELD</b>						
Clerical, administrative, and fiscal service:						
Grade 13. Range \$6,230 to \$7,070:						
Chief of division	3	19,320	3	19,105	2.5	14,160
Grade 12. Range \$5,180 to \$6,020:						
Chief of division	6	31,920	6	31,605	4.9	22,540
Section head	1	5,390	1	5,235		
Grade 11. Range \$4,300 to \$5,180:						
Assistant chief of division	4	18,710	4	18,500	3.1	12,140
Section head	3	13,320	3	13,110	0.3	1,140
Assistant service operations officer	1	4,510	1	4,405	1.5	5,700
Purchasing officer					1.1	4,180
Grade 10. Range \$3,970 to \$4,630:						
Purchasing officer					0.7	2,450
Grade 9. Range \$3,640 to \$4,300:						
Section head	12	45,018	12	44,688	7.4	23,920
Purchasing officer	6	23,270	6	23,160	8.4	27,450
Administrative assistant	1	3,750	1	3,722		
District manager	1	3,750	1	3,658		
Property and supply officer	1	3,860	1	3,832		
Grade 7. Range \$2,980 to \$3,640:	35	106,885	35	106,225	31.6	82,630
Grade 6. Range \$2,650 to \$3,310:	2	5,520	2	5,455	0.9	2,070
Grade 5. Range \$2,320 to \$2,980:	50	122,000	50	121,500	32.2	65,780
Grade 4. Range \$2,100 to \$2,496:	75	162,665	75	161,475	49.4	89,494
Grade 3. Range \$1,902 to \$2,298:	130	256,900	130	254,800	87	142,060
Grade 2. Range \$1,704 to \$2,100:	72	128,812	72	127,512		103,962
					0.4	504
Grade 1. Range \$1,506 to \$1,902:						
Crafts, protective, and custodial service:						
Grade 7. Range \$2,364 to \$2,870:	1	2,430	1	2,413	0.2	408
Grade 6. Range \$2,106 to \$2,592:					1.6	3,006
Grade 5. Range \$1,908 to \$2,364:					1.1	1,848
Grade 4. Range \$1,770 to \$2,166:	20	37,275	20	37,000	15.5	23,460
Grade 3. Range \$1,572 to \$1,902:	40	67,115	40	66,480	37.7	50,280
Grade 2. Range \$1,440 to \$1,800:	8	12,312	8	12,192	10.5	12,732
Unclassified	48	91,472	48	91,472	20.8	41,251
Total permanent, field	520		520		390.6	
	1,166,804		1,157,604		733,165	
Temporary employment, field					3.4	5,850
Overtime pay, field				45,786		158,583
All personal services, field	520		520		394	
	1,166,804		1,203,390		897,598	
01 Personal services (net)	1,035.6		1,011.9		873.2	
	2,315,578		2,324,350		1,971,057	
<b>OTHER OBLIGATIONS</b>						
02 Travel		15,000		15,000		11,503
03 Transportation of things		35,000		35,000		32,495
04 Communication services		40,800		40,800		37,015
05 Rents and utility services		160,000		160,000		155,451
07 Other contractual services		125,000		125,000		122,734
08 Supplies and materials		108,000		108,000		102,687
09 Equipment		40,000		40,000		37,970
Total other obligations		523,800		523,800		490,855
Grand total obligations		2,839,378		2,848,150		2,470,912
Transferred to "Printing and binding, Procurement Division"		4,000		4,000		4,000
Received by transfer from "Salaries and expenses, Division of Central Administrative Services"						515,235
Reimbursements, operating costs		-2,843,378		-2,852,150		-1,939,677
Total estimate or appropriation						

Working Capital Fund, Duplicating Services, Procurement Division—

By objects	Obligations					
	Estimate, 1947		Estimate, 1946		Actual, 1945	
	Man-years	Total salary	Man-years	Total salary	Man-years	Total salary
<b>PERSONAL SERVICES, DEPARTMENTAL</b>						
Clerical, administrative, and fiscal service:						
Grade 13. Range \$6,230 to \$7,070:						
Head of division	1	\$6,440				

By objects	Obligations						
	Estimate, 1947		Estimate, 1946		Actual, 1945		
	Man-years	Total salary	Man-years	Total salary	Man-years	Total salary	
<b>PERSONAL SERVICES, DEPARTMENTAL—CON.</b>							
Clerical, administrative, and fiscal service—Continued							
Grade 12. Range \$5,180 to \$6,020:							
Planning and production technician	1	\$5,180	1	\$5,180	0.8	\$3,680	
Superintendent, duplicating plant	1	5,180					
Grade 11. Range \$4,300 to \$5,180:							
Assistant head of division	1	4,520					
Chief, field duplicating	1	4,300	1	4,300	1	3,800	
Management analyst	1	4,520					
Superintendent, duplicating plant			1	4,300	1	3,800	
Distribution officer	1	4,300	1	4,300			
Design and forms control officer					0.8	3,140	
Administrative officer	1	4,300	1	4,300	1	3,800	
Grade 10. Range \$3,970 to \$4,630:							
Assistant superintendent, duplicating plant	1	3,970					
Administrative analyst	1	3,970					
Grade 9. Range \$3,640 to \$4,300:							
Assistant superintendent, duplicating plant	1	3,750	2	7,500	1.9	6,240	
Administrative assistant	2	7,300	1	3,750	1	3,300	
Planning and production supervisor	1	3,640	1	3,640	1	3,200	
Assistant distribution officer	1	3,750	1	3,750			
Field representative	1	3,640	1	3,640	0.5	1,600	
Assistant design and forms control officer					1	3,200	
Service and supply officer					1	3,640	
Grade 7. Range \$2,980 to \$3,640:	14.6	44,638	13	39,070	14	36,580	
Grade 6. Range \$2,650 to \$3,310:	4	10,710	4	10,710	5.3	12,280	
Grade 5. Range \$2,320 to \$2,980:	23.9	56,983	20	47,280	24.4	50,150	
Grade 4. Range \$2,100 to \$2,496:	52.5	111,306	48	101,856	44	80,274	
Grade 3. Range \$1,902 to \$2,298:	157	306,222	131	256,152	150.8	248,196	
Grade 2. Range \$1,704 to \$2,100:	111.5	197,490	101	179,820	119.9	176,222	
Grade 1. Range \$1,506 to \$1,902:	48	77,580	49	79,140	42.5	56,178	
Professional service:							
Grade 2. Range \$2,980 to \$3,640:	1	3,090	1	3,090	1	2,700	
Subprofessional service:							
Grade 5. Range \$2,100 to \$2,496:	1	2,100	1	2,100	0.9	1,620	
Grade 4. Range \$1,902 to \$2,298:	2	3,900	2	3,900	0.6	972	
Grade 3. Range \$1,704 to \$2,100:	1	1,740	1	1,740	0.9	1,296	
Crafts, protective, and custodial service:							
Grade 9. Range \$2,650 to \$3,310:	1	2,650	1	2,650	0.3	690	
Grade 8. Range \$2,540 to \$3,200:	1	2,540	1	2,540	0.6	1,320	
Grade 7. Range \$2,364 to \$2,870:	9	21,474	9	21,474	7.7	16,056	
Grade 6. Range \$2,166 to \$2,562:	5	11,094	4	8,928	3.9	7,494	
Grade 5. Range \$1,968 to \$2,364:					1.7	2,868	
Grade 4. Range \$1,770 to \$2,166:	6	11,010	6	11,040	4.7	7,236	
Grade 3. Range \$1,572 to \$1,902:	42	70,860	41	69,180	25.8	35,226	
Grade 2. Range \$1,440 to \$1,770:					0.8	960	
Total permanent, departmental	497.5		446		459.8		
	1,007,307		892,610		774,078		
Temporary employment, departmental	3	4,860	3	4,860	1	1,260	
Overtime pay, departmental				24,134		167,473	
Night-work differential, departmental				26,470			
All personal services, departmental	500.5		449		460.8		
	1,041,619		948,074		942,811		
<b>PERSONAL SERVICES, FIELD</b>							
Clerical, administrative, and fiscal service:							
Grade 12. Range \$5,180 to \$6,020:							
Duplicating and distribution officer	1	5,180	1	5,180	1	4,600	
Grade 11. Range \$4,300 to \$5,180:							
Duplicating and distribution officer	9	38,700	9	38,700			
Grade 9. Range \$3,640 to \$4,300:							
Duplicating and distribution officer						9.9	32,010
Assistant duplicating and distribution officer	9	33,090	9	33,090			
Grade 8. Range \$3,310 to \$3,970:	20	59,600	19	56,620	0.9	2,610	
Grade 7. Range \$2,980 to \$3,640:	4	10,600	4	10,600	4.6	12,340	
Grade 6. Range \$2,650 to \$3,310:	20	46,400	20	46,400	13	26,130	
Grade 5. Range \$2,320 to \$2,980:	34	71,400	34	71,400	15.8	28,640	
Grade 4. Range \$2,100 to \$2,496:	116	222,720	104	199,680	45.5	74,514	
Grade 3. Range \$1,902 to \$2,298:	161	280,140	138	240,660	79.3	115,434	
Grade 2. Range \$1,704 to \$2,100:	74	115,620	66	99,840	40.9	51,552	
Grade 1. Range \$1,506 to \$1,902:							
Crafts, protective, and custodial service:							
Grade 4. Range \$1,770 to \$2,166:	4	7,200	4	7,200	1	1,500	
Grade 3. Range \$1,572 to \$1,902:	16	25,920	16	25,920	10.4	13,878	
Grade 2. Range \$1,440 to \$1,770:	6	9,060	6	9,060	3.8	4,596	
Total permanent, field	474	925,630	430	844,350	230.5	378,224	
Temporary employment, field	4	6,600	4	6,600	2.8	3,834	
Overtime pay, field				22,397		82,524	
Night-work differential, field				486			
All personal services, field	478	932,716	434	873,833	233.3	464,582	
01 Personal services (net)	978.5		883		694.1		
	1,974,335		1,821,907		1,407,393		
<b>OTHER OBLIGATIONS</b>							
02 Travel		3,000		3,000		2,136	
03 Transportation of things		5,000		5,000		4,957	
04 Communication services		5,000		5,000			
05 Rents and utility services		70,000		70,000			
07 Other contractual services		300,000		300,000		291,618	
08 Supplies and materials		800,000		800,000		765,758	
09 Equipment		50,000		50,000		48,800	
Total other obligations		1,233,000		1,233,000		1,113,269	
Grand total obligations		3,207,335		3,054,907		2,520,662	
Reimbursements, operating costs		-3,207,335		-3,054,907		-2,520,662	
Total estimate or appropriation							

**Surplus Property Program, Procurement Division—**

Surplus property program: For expenses of care and handling and other necessary expenses of the Procurement Division incident to the disposal of property under the Surplus Property Act of 1944; including personal services in the District of Columbia; stationery (not to exceed \$90,000); purchase (including exchange) of lawbooks, books of reference, and periodicals; printing and binding (not to exceed \$100,000); advertising; and maintenance, repair, and operation of passenger automobiles; \$14,999,000. (Act of April 24, 1945, Public Law 38.)

Appropriated 1946, \$14,999,000

Note—The appropriation under the above title has been transferred to and estimated for under "Expenses, disposal agencies, Surplus Property Administration, Office of War Mobilization and Reconversion," pursuant to the National War Agencies Appropriation Act, 1946. For comparative purposes the amounts available for 1945 and 1946 are shown in the schedule as transfers.

By objects	Obligations		
	Estimate, 1947	Estimate, 1946	Actual, 1945
Transferred to "Expenses, disposal agencies, Surplus Property Administration, Office of War Mobilization and Reconversion"		+\$14,999,000	+\$17,663,000
Covered into Treasury as miscellaneous receipts, Public Law 529			+16,910
Total estimate or appropriation		14,999,000	17,680,000

**Printing and Binding, Procurement Division—**

Printing and binding: For printing and binding for the Procurement Division, including printed forms and miscellaneous items for general use of the Treasury Department, the cost of transportation to field offices of printed and bound material and the cost of necessary packing boxes and packing materials, \$150,000, together with not to exceed \$4,000 to be transferred from the general supply fund, Treasury Department. (Act of Apr. 24, 1945, Public Law 38.)

Estimate 1947, \$150,000

Appropriated 1946, \$150,000

By objects	Obligations		
	Estimate, 1947	Estimate, 1946	Actual, 1945
03 Transportation of things	\$5,000	\$5,000	\$4,970
06 Printing and binding	149,000	149,000	147,500
Grand total obligations	154,000	154,000	152,470
Received by transfer from "General supply fund, Procurement Division (revolving fund)"	-4,000	-4,000	-4,000
Net total obligations	150,000	150,000	148,470
Estimated savings, unobligated balance			1,530
Total estimate or appropriation	150,000	150,000	150,000

Statement of proposed expenditures for purchase, maintenance, repair, and operation of passenger-carrying vehicles for the fiscal year ending June 30, 1947

PROCUREMENT DIVISION

Appropriation	Vehicles (motor unless otherwise indicated) to be purchased		Old vehicles to be exchanged		Net cost of vehicles to be purchased	Old vehicles still to be used	Total maintenance, repair, and operation, all vehicles	Public purpose and users
	Number	Gross cost	Number	Allowance (estimated)				
Salaries and expenses, Procurement Division.						1	1 \$350	For use of officials engaged in regular activities in Washington, D. C., and vicinity.

<sup>1</sup> One-half of operating expenses paid from general supply fund.

**Claims, Judgments, and Private Relief Acts—**

13 Refunds, awards, and indemnities: Obligations—1945, \$7,099,849.73.

No part of any appropriation or authorization in this Act shall be used to pay any part of the salary or expenses of any person whose salary or expenses are prohibited from being paid from any appropriation or authorization in any other Act. (Act of Apr. 24, 1945, Public Law 38.)

**Strategic and Critical Materials, Procurement Division, Act of June 7, 1939—**

By objects	Obligations					
	Estimate, 1947		Estimate, 1946		Actual, 1945	
	Man- years	Total salary	Man- years	Total salary	Man- years	Total salary
<b>PERSONAL SERVICES, DEPARTMENTAL</b>						
Clerical, administrative, and fiscal service:						
Grade 13. Range \$6,230 to \$7,070:						
Chief of division			1	\$6,650	1	\$6,000
Grade 12. Range \$5,180 to \$6,020:						
Assistant chief of division			1	5,180	0.6	2,683
Grade 11. Range \$4,300 to \$5,180:						
Assistant chief of division					0.4	1,583
Grade 9. Range \$3,640 to \$4,300:						
Procurement officer			1	3,860	1	3,300
Grade 7. Range \$2,980 to \$3,640			2	6,840	1.9	5,425
Grade 5. Range \$2,320 to \$2,980			1	2,320	0.4	867
Grade 4. Range \$2,100 to \$2,496			2	4,266	1.3	2,327
Grade 3. Range \$1,902 to \$2,298:			1	2,100	1	1,740
Total permanent, departmental			9	31,216	7.6	23,925
Overtime pay, departmental				750		4,105
01 Personal services (net)			9	31,975	7.6	28,030
<b>OTHER OBLIGATIONS</b>						
02 Travel				500		410
04 Communication services				500		498
08 Supplies and materials				50		32
Total other obligations				1,050		940
Total obligations, administrative expenses				33,025		28,970
Purchase of materials				23,500,000		
Grand total obligations				23,533,025		28,970
Reimbursements for materials released						-370,000
Prior year balance available in 1945						-23,654,815
1945 balance available in 1946						+23,995,845
Estimated savings, unobligated balance				162,820		
Total estimate or appropriation						

Total, Procurement Division, annual appropriations, general account:

Estimate 1947, \$1,477,000

Appropriated 1946, \$16,449,000

Total, Treasury Department, general and special accounts:  
Estimate 1947, \$7,517,610,697 Appropriated 1946, \$8,350,408,854

Total, Treasury Department, trust accounts:  
Estimate 1947, \$2,840,254,870 Appropriated 1946, \$2,568,051,816



## WAR DEPARTMENT

### *Summary of estimates of appropriation for the fiscal year 1947, compared with appropriations for the fiscal year 1946*

[The 1947 Budget estimates make specific provision for additional costs made necessary by pay legislation enacted near the close of the fiscal year 1945. The 1946 appropriations did not make specific provision for any such costs and thus the appropriations shown below are not comparable with the 1947 estimates to whatever extent deficiency appropriations may be necessary to meet these added costs]

Bureau or subdivision	1947 Budget estimates	1946 appropriations	Increase (+) or decrease (-), 1947 estimates over 1946 appropriations
<b>GENERAL AND SPECIAL ACCOUNTS</b>			
<b>CIVIL FUNCTIONS OF THE WAR DEPARTMENT</b>			
Annual appropriations:			
Quartermaster Corps, cemetery expenses.....	\$2,433,000	\$1,658,700	+\$774,300
Signal Corps, Alaska communication system.....	543,000	227,840	+315,160
Corps of Engineers.....	298,367,500	1,249,882,600	+48,484,900
Total, annual appropriations, civil functions.....	301,343,500	251,769,140	+49,574,360
Permanent appropriations:			
Corps of Engineers (special accounts).....	235,000	1,220,000	+15,000
United States Soldiers' Home.....	420,000	420,000	-----
Total, general and special accounts, civil functions.....	301,998,500	252,409,140	+49,589,360
<b>THE PANAMA CANAL</b>			
Annual appropriations:			
Maintenance and operation, Panama Canal.....	<sup>1</sup> 12,749,000	<sup>4</sup> 4,137,000	+8,612,000
Sanitation, Canal Zone, Panama Canal.....	2,010,000	1,784,200	+225,800
Civil government, Panama Canal and Canal Zone.....	2,406,000	<sup>5</sup> 1,377,000	+1,029,000
Construction, additional facilities, Panama Canal.....	<sup>6</sup> 1,118,000	<sup>7</sup> 810,600	+307,400
Total, annual appropriations, Panama Canal.....	18,283,000	8,108,800	+10,174,200
Postal funds, Canal Zone (special account).....	<sup>8</sup> 393,500	<sup>9</sup> 395,608	-2,108
Total, general and special accounts, Panama Canal.....	<sup>10</sup> 18,676,500	<sup>11</sup> 8,504,408	+10,172,092
Total, general and special accounts, civil functions and Panama Canal.....	320,675,000	260,913,548	+59,761,452
<b>TRUST ACCOUNTS</b>			
Annual appropriations:			
United States Soldiers' Home.....	\$1,434,130	\$1,213,600	+\$220,530
Permanent appropriations:			
Corps of Engineers.....	75,000	173,935	-98,935
Total, trust accounts, civil functions.....	1,509,130	1,387,535	+121,595

<sup>1</sup> In addition, unobligated balances of prior-year appropriations estimated at \$41,101,506 continued available in 1946.

<sup>2</sup> In addition, unobligated balances of prior-year appropriations estimated at \$152,885 continued available in 1946.

<sup>3</sup> In addition, unobligated balances of prior-year appropriations estimated at \$1,609,952 continued available in 1947.

<sup>4</sup> In addition, unobligated balances of prior-year appropriations estimated at \$21,122,839 continued available in 1946.

<sup>5</sup> In addition, unobligated balances of prior-year appropriations estimated at \$48,660 continued available in 1946.

<sup>6</sup> In addition, unobligated balances of prior-year appropriations estimated at \$820,628 continued available in 1947.

<sup>7</sup> In addition, unobligated balances of prior-year appropriations estimated at \$2,603,828 continued available in 1946.

<sup>8</sup> In addition, unobligated balances of prior-year appropriations estimated at \$65,929 continued available in 1947.

<sup>9</sup> In addition, unobligated balances of prior-year appropriations estimated at \$131,050 continued available in 1946.

<sup>10</sup> In addition, unobligated balances of prior-year appropriations estimated at \$2,496,509 continued available in 1947.

<sup>11</sup> In addition, unobligated balances of prior-year appropriations estimated at \$23,906,377 continued available in 1946.

## EXPLANATORY STATEMENT

## GENERAL STATEMENT

The civil functions administered by the War Department consist of a group of activities only indirectly related to the active military establishment and are gathered under a separate head in the Budget to distinguish them from Army activities.

Appropriations for The Panama Canal are included in this chapter of the Budget, because The Panama Canal, while not a part of the War Department, is under direct supervision of the Secretary of War.

## CIVIL FUNCTIONS

## QUARTERMASTER CORPS

The Secretary of War has the responsibility for acquiring land for and maintaining national cemeteries and marking the graves of war veterans. These activities have been delegated to the Quartermaster General and are financed by the appropriation "Cemeterial expenses." The increase of \$774,300 reflects provision for purchase of a greater number of grave markers in 1947 than in 1946, and an increase in items of construction, repairs, and maintenance which have been deferred during the war.

## SIGNAL CORPS

The Signal Corps of the Army maintains a communication system between the United States and Alaska and within Alaska, which handles commercial messages. It is planned to operate and maintain 32 stations in Alaska and 1 in Seattle, Wash., during 1947.

## CORPS OF ENGINEERS

The Corps of Engineers, United States Army, under the supervision of the Secretary of War, is generally responsible for maintenance and improvement of rivers, harbors, and waterways of the Nation in the interest of navigation, control of floods, and related hydroelectric power development.

*Navigation works:* The funds for maintenance and operation of completed works and for surveys of modifications and further improvements thereof included in the 1947 budget estimates amount to \$67,871,500. This amount is considered necessary to operate and maintain navigation facilities and to permit initiation of much needed major repairs and alterations postponed during the war. It includes \$8,000,000 for the construction of one large seagoing hopper dredge for use principally in New York harbor.

The funds include \$52,815,000 for improvement work of which \$20,000,000 is for partial accomplishment of the Florida barge canal and \$4,815,000 for advance planning.

*Flood control:* In 1917 the Corps of Engineers, in compliance with an act of Congress, extended its work in

connection with rivers and harbors to include the undertaking of flood control works on the lower Mississippi River and the Sacramento River, Calif.

The authorized appropriation for flood protection and improvement of navigation on the lower Mississippi River is \$864,934,000, exclusive of maintenance, of which about \$345,000,000 remains to be provided. The funds proposed for the fiscal year 1947 provide for full maintenance of the navigation channel and flood control works and for continuation of the improvement project at the most economic and feasible rate.

The presently estimated Federal cost of the Sacramento River flood control project is \$40,850,000, of which \$30,695,000 has been appropriated. The estimate of \$2,000,000 for fiscal year 1947 is to continue construction of the authorized improvement.

In 1936 the Congress adopted a national flood control policy and assigned responsibility for Federal investigations and improvements in connection therewith to the Corps of Engineers. The amount of \$110,000,000 is included in the 1947 Budget estimates for continuing work on 62 flood control projects. In addition, \$8,000,000 is included for advance planning; \$3,764,000 for maintenance, operation, and repair of completed projects; and \$3,000,000 for surveys.

## UNITED STATES SOLDIERS' HOME

The United States Soldiers' Home at Washington, D. C., provides domiciliary and medical care to former soldiers of the Regular Army who qualify for admission under physical and age eligibility requirements. The Home is supported by monthly contributions of the soldiers of the Regular Army, court-martial fines, forfeitures of enlisted men and warrant officers, and interest on the principal. The increased funds for 1947 are principally to take care of an estimated increase of 190 members at the Home, for the improvements of the facilities, and for the adjustment of salaries of employees.

## THE PANAMA CANAL

Appropriations for The Panama Canal provide funds for the maintenance and operation of the Panama Canal and for sanitation and government of the Canal Zone. While the summary table shows an increase in appropriations of \$10,172,092 for 1947, this does not reflect the workload in the Canal Zone. The obligations for 1947 are estimated at \$74,205,166, compared to \$85,993,349 in 1946, while reimbursements and receipts (exclusive of revenues covered directly into the Treasury) are estimated at \$52,888,817 in 1947, compared to \$60,621,166 in 1946.

This leaves a total net obligation for 1947 of \$21,316,349, compared to \$25,312,183 for 1946. Revenues covered directly into the Treasury are estimated at \$14,021,717 in 1947, compared to \$12,901,437 in 1946.

ESTIMATES OF APPROPRIATION

MILITARY ACTIVITIES

NOTE.—Detailed schedules of obligations for the fiscal years 1945 and 1946 and the estimates of appropriation for the fiscal year 1947 will be submitted to the Congress in the spring of 1946 as heretofore. However, the summary financial statements include an estimate of total war appropriations and expenditures for the fiscal year 1947 as well as for the fiscal year 1946.

CIVIL FUNCTIONS OF THE WAR DEPARTMENT

QUARTERMASTER CORPS

CEMETERIAL EXPENSES

Cemeterial Expenses, War Department—

*Cemeterial expenses:* For maintaining and improving national cemeteries, including fuel for and pay of superintendents and the superintendent at Mexico City, and other employees; purchase of grave sites; purchase of tools and materials; purchase (not to exceed **One used**) fire, repair, maintenance, and operation of passenger-carrying motor vehicles; care and maintenance of the Arlington Memorial Amphitheater, chapel, and grounds in the Arlington National Cemetery, and that portion of Congressional Cemetery to which the United States has title and the graves of those buried therein, including Confederate graves, and including the burial site of Pushmataha, a Choctaw Indian chief; repair to roadways but not to more than a single approach road to any national cemetery constructed under special Act of Congress; for headstones or markers for unmarked graves of soldiers, sailors, and marines under the Acts approved March 3, 1873, February 3, 1879, February 26, 1929, and April 18, 1940 (24 U. S. C. 279-280b), and civilians interred in post cemeteries; for repairs and preservation of monuments, tablets, roads, fences, and so forth, made and constructed by the United States in Cuba and China to mark the places where American soldiers fell; care, protection, and maintenance of the Confederate Mound in Oakwood Cemetery at Chicago, the Confederate Stockade Cemetery at Johnstons Island, the Confederate burial plats owned by the United States in Confederate Cemetery at North Alton, the Confederate Cemetery, Camp Chase, at Columbus, the Confederate Cemetery at Point Lookout, and the Confederate Cemetery at Rock Island; and for care and maintenance of graves used by the Army for burials in commercial cemeteries, **[\$1,658,700]** **\$2,433,000**; *Provided*, That no railroad shall be permitted upon any right-of-way which may have been acquired by the United States leading to a national cemetery, or to encroach upon any roads or walks constructed thereon and maintained by the United States; *Provided further*, That no part of this appropriation shall be used for repairing any roadway not owned by the United States within the corporate limits of any city, town, or village. (5 U. S. C. 78; 24 U. S. C. 271, 273, 274, 276, 278, 279, 280, 283, 288, 290; Act of Mar. 31, 1945, Public Law 24.)

Annual appropriation, general account:

Estimate 1947, **\$2,433,000**      Appropriated 1946, **\$1,658,700**

By objects	Obligations					
	Estimate, 1947		Estimate, 1946		Actual, 1945	
	Man-years	Total salary	Man-years	Total salary	Man-years	Total salary
<b>PERSONAL SERVICES, FIELD</b>						
Clerical, administrative, and fiscal service:						
Grade 8. Range \$3,310 to \$3,970 .....	1	\$3,640	1	\$3,640	1	\$3,200
Grade 6. Range \$2,650 to \$3,310 .....	3	7,950	2	5,300	2	4,600

By objects	Obligations					
	Estimate, 1947		Estimate, 1946		Actual, 1945	
	Man-years	Total salary	Man-years	Total salary	Man-years	Total salary
<b>PERSONAL SERVICES, FIELD—continued</b>						
Clerical, administrative, and fiscal service—Continued						
Grade 5. Range \$2,320 to \$2,980 .....	2	\$4,640	2	\$4,640	2	\$4,000
Grade 4. Range \$2,100 to \$2,496 .....	2	4,200	2	4,200	2	3,600
Grade 3. Range \$1,902 to \$2,298 .....	2	3,870	2	3,870	1	1,620
Grade 2. Range \$1,704 to \$2,100 .....	3	5,112	1	1,704	2	3,020
Professional service:						
Grade 2. Range \$2,980 to \$3,640 .....	2	5,960	1	2,980	1	2,600
Subprofessional service:						
Grade 6. Range \$2,320 to \$2,980 .....	1	2,430	1	2,430	1	2,000
Grade 5. Range \$2,100 to \$2,496 .....	4	9,654	4	9,654	4	8,280
Crafts, protective, and custodial service:						
Grade 10. Range \$2,980 to \$3,640 .....	1	3,090	1	3,090	1	2,700
Grade 8. Range \$2,540 to \$3,200 .....	2	5,080	2	5,080	2	4,400
Grade 7. Range \$2,364 to \$2,870 .....					4	8,400
Grade 6. Range \$2,166 to \$2,562 .....	21	46,850	21	46,850	30	56,060
Grade 5. Range \$1,968 to \$2,364 .....	4	9,390	4	9,390		
Grade 4. Range \$1,770 to \$2,166 .....	92	172,608	85	160,218	52	79,860
Grade 3. Range \$1,572 to \$1,902 .....	7	12,886	7	12,886		
Unclassified .....	153	226,978	128	192,908	116	171,241
Total permanent, field .....	300	524,338	264	468,840	221	355,581
Temporary employment, field .....	271	390,240	176	261,112	137	191,873
Overtime pay, field .....				34,093		112,400
All personal services, field .....	571	914,578	440	764,045	358	659,854
Deduct quarters and subsistence furnished .....		9,720		9,540		9,596
01 Personal services (net) .....	571	904,858	440	754,505	358	650,258
<b>OTHER OBLIGATIONS</b>						
02 Travel .....		5,000		6,850		4,032
03 Transportation of things .....		113,151		101,674		74,130
04 Communication services .....		6,000		5,545		5,614
05 Rents and utility services .....		11,473		11,523		13,467
07 Other contractual services .....		1,043,033		734,632		412,432
08 Supplies and materials .....		78,622		58,027		48,441
09 Equipment .....		120,639		30,000		4,681
10 Lands and structures .....		150,224		44,944		8,739
Total other obligations .....		1,528,142		993,195		571,536
Grand total obligations .....		2,433,000		1,747,700		1,221,794
Reimbursements for services performed Received by transfer from "National Park Service," national monument, historical, and military areas, Department of the Interior .....						-1,055
Net total obligations .....		2,433,000		1,747,700		1,217,555
Excess of obligations over appropriation due to Public Law 106 .....				-89,000		
Estimated savings, unobligated balance .....						6,445
Total estimate or appropriation .....		2,433,000		1,658,700		1,224,000
<b>BY PROJECTS OR FUNCTIONS</b>						
1. Procurement of headstones .....		\$743,340		\$672,000		\$410,997
2. Construction at national cemeteries, including acquisition of land .....		150,224		44,944		8,739
3. Utility service and maintenance and repair of buildings and grounds .....		843,053		451,355		332,728
4. Operating expenses of national cemeteries, including interments .....		696,383		579,401		469,330
Grand total obligations .....		2,433,000		1,747,700		1,221,794
Adjustments (see objects schedule for detail) .....				-89,000		+2,206
Total estimate or appropriation .....		2,433,000		1,658,700		1,224,000

Statement of proposed expenditures for purchase, maintenance, repair, and operation of passenger-carrying vehicles for the fiscal year ending June 30, 1947

QUARTERMASTER CORPS (CIVIL FUNCTIONS)

Appropriation	Vehicles (motor unless otherwise indicated) to be purchased		Old vehicles to be exchanged		Net cost of vehicles to be purchased	Old vehicles still to be used	Total maintenance, repair, and operation, all vehicles	Public purpose and users
	Number	Gross cost	Number	Allowance (estimated)				
Cemeterial expenses, War Department.	5	\$4,450			\$4,450	10	\$2,964	Used by officer in charge, Arlington National Cemetery, in inspections, by superintendents of the cemetery and assistant superintendents in leading funerals, maintenance and operation of Arlington National Cemetery; incident to funerals, Golden Gate National Cemetery.

**SIGNAL CORPS**

ALASKA COMMUNICATION SYSTEM

**Alaska Communication System—**

*Alaska Communication System:* For operation, maintenance, and improvement of the Alaska Communication System, including travel allowances and travel in kind as authorized by law, and operation and maintenance of passenger-carrying vehicles, [S227,840] \$543,000, to be derived from the receipts of the Alaska Communication System which have been covered into the Treasury of the United States, and to remain available until the close of the fiscal year [1947] 1948: *Provided*, That the Secretary of War shall report to Congress the extent and cost of any extensions and betterments which may be effected under this appropriation. (5 U. S. C. 78; 31 U. S. C. 588 (11); 47 U. S. C. 16; 48 U. S. C. 310, 311.)

Annual appropriation, general account:

Estimate 1947, \$543,000                      Appropriated 1946, \$227,840

By objects	Obligations					
	Estimate, 1947		Estimate, 1946		Actual, 1945	
	Man- years	Total salary	Man- years	Total salary	Man- years	Total salary
<b>PERSONAL SERVICES, FIELD</b>						
Clerical, administrative, and fiscal service:						
Grade 13. Range \$6,230 to \$7,070:						
Chief, operations office.....	1	\$6,230	1	\$6,230	1	\$5,600
Grade 11. Range \$4,300 to \$5,180:						
Administrative officer.....	1	4,300				
Grade 10. Range \$3,970 to \$4,630:						
Administrative officer.....			1	3,970	1	3,500
Grade 9. Range \$3,640 to \$4,300:						
Administrative assistant.....	1	3,640				
Grade 8. Range \$3,310 to \$3,970:			1	3,310	1	2,900
Grade 7. Range \$2,980 to \$3,640:			1	2,980	2	5,200
Grade 6. Range \$2,650 to \$3,310:			2	5,300	2	4,600
Grade 5. Range \$2,320 to \$2,980:			3	6,960	3	6,000
Grade 4. Range \$2,100 to \$2,496:	55	115,500	5	10,500	5	9,000
Grade 3. Range \$1,902 to \$2,298:	28	53,256	7	13,314	7	11,340
Grade 2. Range \$1,704 to \$2,100:	24	40,896	1	2,034	1	1,740
Professional service:						
Grade 5. Range \$5,180 to \$6,020:						
Radio engineer.....	1	5,180				
Grade 4. Range \$4,300 to \$5,180:						
Radio engineer.....	1	4,300	1	4,300	1	4,000
Telephone engineer.....	1	4,300				

Statement of proposed expenditures for purchase, maintenance, repair, and operation of passenger-carrying vehicles for the fiscal year ending June 30, 1947

**SIGNAL CORPS (CIVIL FUNCTIONS)**

Appropriation	Vehicles (motor unless otherwise indicated) to be purchased		Old vehicles to be exchanged		Net cost of vehicles to be purchased	Old vehicles still to be used	Total maintenance, repair, and operation, all vehicles	Public purpose and users
	Number	Gross cost	Number	Allowance (estimated)				
Alaska Communication System.....						2	\$250	Transportation between the administrative offices.

**CORPS OF ENGINEERS**

RIVERS AND HARBORS AND FLOOD CONTROL

To be immediately available and to be expended under the direction of the Secretary of War and the supervision of the Chief of Engineers, and to remain available until expended: *Provided*, That the services of such additional technical and clerical personnel as the Secretary of War may deem necessary may be employed only in the Office of the Chief of Engineers, to carry into effect the various appropriations for rivers and harbors and flood control, surveys, and preparation for and the consideration of river and harbor and flood control estimates and bills, to be paid from such appropriations: *Provided further*, That the expenditures on this account for the fiscal year 1946 shall not exceed \$662,000, and the Secretary of War shall each year, in the Budget, report to Congress the number of persons so employed, their duties, and the amount paid to each: *Provided further*, That any appropriation for civil functions under the Corps of Engineers for the fiscal year 1946 shall be available for contracting in such manner as the Secretary of War may determine to be in the public interest without regard to the provisions of section 3709 of the Revised Statutes or section 3 of the River and Harbor Act of August 11, 1888: *Provided further*, That no appropriation under the Corps of Engineers for the fiscal year 1947 shall be available for any expenses incident to operating any power-driven boat or vessel on other than Government business:

By objects	Obligations					
	Estimate, 1947		Estimate, 1946		Actual, 1945	
	Man- years	Total salary	Man- years	Total salary	Man- years	Total salary
<b>PERSONAL SERVICES, FIELD—continued</b>						
Professional service—Continued						
Grade 3. Range \$3,640 to \$4,300:						
Radio and machinist foreman.....	1	\$3,640				
Radio engineer.....	1	3,640	1	\$3,640	1	\$3,200
Grade 2. Range \$2,980 to \$3,640:						
.....	2	5,960				
Subprofessional service:						
Grade 8. Range \$2,980 to \$3,640:						
.....	5	14,900				
Grade 7. Range \$2,650 to \$3,310:						
.....	6	15,900				
Grade 6. Range \$2,320 to \$2,980:						
.....	4	9,280				
Grade 5. Range \$2,100 to \$2,496:						
.....	1	2,100				
Grade 3. Range \$1,704 to \$2,100:						
.....	1	1,704				
Crafts, protective, and custodial service:						
Grade 3. Range \$1,572 to \$1,902:						
.....	1	1,572				
Grade 2. Range \$1,440 to \$1,770:						
.....			19	27,360	19	22,800
Unclassified:						
Shop foreman.....			1	3,200	1	3,200
Other.....	4	8,320	3	8,750	3	8,750
Total permanent, field.....	150	334,098	48	104,828	48	91,830
Overtime pay, field.....				7,810		20,126
Additional pay for foreign service, field.....		35,127		6,748		6,135
01 Personal services (net).....	160	369,225	48	119,386	48	118,091
<b>OTHER OBLIGATIONS</b>						
02 Travel.....		32,500		14,500		14,729
03 Transportation of things.....		9,650		9,400		9,390
04 Communication services.....		17,500		13,400		12,472
05 Rents and utility services.....		50,000		24,140		17,272
07 Other contractual services.....		27,000		19,325		22,471
08 Supplies and materials.....		33,625		43,460		50,008
09 Equipment.....		3,500		6,650		6,190
Total other obligations.....		173,775		129,875		132,532
Grand total obligations.....		543,000		249,261		250,623
Reimbursements for services performed.....				-21,421		-20,126
Prior year balance available in 1945.....						-2,657
Total estimate or appropriation.....		543,000		227,840		227,840
<b>BY PROJECTS OR FUNCTIONS</b>						
1. Maintenance.....		\$66,150		\$43,040		\$45,621
2. Operation.....		476,850		206,221		205,002
Grand total obligations.....		543,000		249,261		250,623
Adjustments (see objects schedule for detail).....				-21,421		-22,783
Total estimate or appropriation.....		543,000		227,840		227,840

[The proviso contained in the War Department Civil Appropriation Act, 1946, under the head "Rivers and harbors and flood control", reading "*Provided further*, That any appropriation for civil functions under the Corps of Engineers for the fiscal year 1946 shall be available for contracting in such manner as the Secretary of War may determine to be in the public interest without regard to the provisions of section 3709 of the Revised Statutes or section 3 of the River and Harbor Act of August 11, 1888", is hereby repealed.] (Act of Dec. 28, 1945, Public Law 269.)

RIVERS AND HARBORS

**Maintenance and Improvement of Existing River and Harbor Works—**

*Maintenance and improvement of existing river and harbor works:* For the preservation and maintenance of existing river and harbor works, and for the prosecution of such projects heretofore authorized as may be most desirable in the interests of commerce and navigation; for survey of northern and northwestern lakes and other boundary and connecting waters as heretofore authorized, including the preparation, correction, printing, and issuing of charts and bulletins and the investigation of lake levels; for prevention of obstructive and injurious deposits within the harbor and adjacent waters of New York City; for expenses of the California



Débris Commission in carrying on the work authorized by the Act approved March 1, 1893, as amended (33 U. S. C. 661, 678, and 683); for removing sunken vessels or craft obstructing or endangering navigation as authorized by law; for operating and maintaining, keeping in repair, and continuing in use without interruption any lock, canal (except the Panama Canal), canalized river, or other public works for the use and benefit of navigation belonging to the United States, including maintenance of the Hennepin Canal in Illinois; for payment annually of tuition fees of not to exceed fifty student officers of the Corps of Engineers at civil technical institutions under the provisions of section 127a of the National Defense Act, as amended (10 U. S. C. 535); for examinations, surveys, and contingencies of rivers and harbors; for the execution of detailed investigations and the preparation of plans and specifications for projects heretofore or hereafter authorized; for printing and binding, newspapers, lawbooks, books of reference, periodicals, and office supplies and equipment required in the Office of the Chief of Engineers to carry out the purposes of this appropriation, including such printing as may be authorized by the Committee on Printing of the House of Representatives, either during a recess or session of Congress, of surveys authorized by law, and such surveys as may be printed during a recess of Congress shall be printed, with illustrations, as documents of the next succeeding session of Congress, and for the purchase in the fiscal year [1946] 1947, of not to exceed [two hundred used] five hundred and fifty motor-propelled passenger-carrying vehicles and [five] ten motorboats: *Provided*, That no part of this appropriation shall be expended for any preliminary examination, survey, project, or estimate not authorized by law, [\$44,508,000] \$120,686,500: *Provided further*, That from this appropriation the Secretary of War may, in his discretion and on the recommendation of the Chief of Engineers based on the recommendation by the Board of Rivers and Harbors in the review of a report or reports authorized by law, expend such sums as may be necessary for the maintenance of harbor channels provided by a State, municipality, or other public agency, outside of harbor lines and serving essential needs of general commerce and navigation, such work to be subject to the conditions recommended by the Chief of Engineers in his report or reports thereon: [*Provided further*, That no appropriation under the Corps of Engineers for the fiscal year 1946 shall be available for any expenses incident to operating any power-driven boat or vessel on other than Government business.] *Provided further*, That not to exceed \$3,000 of the amount herein appropriated shall be available for the support and maintenance of the Permanent International Commission of the Congresses of Navigation and for the payment of the expenses of the properly accredited delegates of the United States to the meeting of the Congresses and of the Commission.

[For an additional amount, fiscal year 1946, for "Rivers and harbors", including the objects specified under this head in the War Department Civil Appropriation Act, 1946, to be immediately available and to remain available until expended, \$6,504,600: *Provided*, That hereafter the appropriations for "Rivers and harbors" shall be available for necessary expenditures in connection with the weir across the Niagara River authorized by Senate executive resolution dated November 27, 1941, ratifying executive G, Seventy-seventh Congress.]

[Rivers and harbors: For an additional amount for rivers and harbors, including the objects specified under this head in the War Department Civil Appropriation Act, 1945, to be available until expended, \$405,000.] (33 U. S. C. 1, 5, 414-416, 441, 451, 540, 541; Act of Mar. 31, 1945, Public Law 24; Act of Apr. 25, 1945, Public Law 40; Act of July 5, 1945, Public Law 132; Act of Dec. 28, 1945, Public Law 269.)

Estimate 1947, \$120,686,500 Appropriated 1946, \$76,528,600

\* Includes \$25,516,000 appropriated in the First Deficiency Appropriation Act, 1946.

By objects	Obligations		
	Estimate, 1947	Estimate, 1946	Actual, 1945
<b>PERSONAL SERVICES, DEPARTMENTAL</b>			
Personal services, departmental (see consolidated schedule).....	\$384,000	\$337,080	\$301,036
<b>PERSONAL SERVICES, FIELD</b>			
Personal services, field.....	39,516,762	40,649,190	42,688,742
Deduct quarters and subsistence furnished.....	1,402,400	1,259,074	1,138,791
Net salaries and wages, civilian employees, field (see consolidated schedule).....	38,114,362	39,390,116	41,549,951
Pay of commissioned officers.....	152,145	96,405	84,619
Allowances to officers.....	65,257	38,399	33,855
All personal services, field.....	38,331,764	39,524,920	41,668,425
01 Personal services (net).....	38,715,764	39,862,000	41,969,461

By objects	Obligations		
	Estimate, 1947	Estimate, 1946	Actual, 1945
<b>OTHER OBLIGATIONS</b>			
02 Travel.....	\$1,300,000	\$1,600,000	\$1,406,396
03 Transportation of things.....	714,000	750,000	489,851
04 Communication services.....	850,000	990,000	1,357,589
05 Rents and utility services.....	1,300,000	2,200,000	2,213,291
06 Printing and binding.....	170,000	138,971	156,235
07 Other contractual services.....	8,700,000	11,500,000	10,119,873
08 Supplies and materials.....	10,500,000	13,500,000	13,209,758
09 Equipment.....	7,100,000	8,000,000	14,929,149
10 Lands and structures.....	51,210,236	33,841,948	14,817,006
13 Refunds, awards, and indemnities.....	1,500	207,750	300,822
Total other obligations.....	81,845,736	72,728,669	58,899,970
Grand total obligations.....	120,561,500	112,590,669	100,869,431
Reimbursements for services performed. Transferred to "Geological Survey," gaging streams, Department of the Interior.....	+125,000	+125,000	+132,306
Prior year balance available in 1945.....			-33,825,847
1945 balance available in 1946.....		-19,463,663	+19,463,663
Total estimate or appropriation.....	120,686,500	76,528,600	54,529,000
<b>BY PROJECTS OR FUNCTIONS</b>			
1. Maintenance (all items).....	\$58,597,500	\$44,311,366	\$40,982,665
2. Improvement.....	52,815,000	43,201,429	4,876,045
3. Salaries, Office, Chief of Engineers (allotment roll).....	384,000	318,880	250,560
4. Printing for river and harbor board and printing of survey documents.....	40,000	50,750	8,189
5. River and harbor board expenses.....	350,000	335,160	253,267
6. Beach erosion and shore protection board expenses.....	75,000	48,670	21,911
7. Construction of hopper dredges.....	8,000,000	5,553,200	13,446,800
8. Work under sec. 3, River and Harbor Act, Mar. 2, 1945.....	300,000	293,670	36,500
9. Reimbursable activities.....		16,723,406	32,110,553
10. Overtime pay.....		1,754,138	8,882,941
Grand total obligations.....	120,561,500	112,590,669	100,869,431
Adjustments (see objects schedule for detail).....	+125,000	-36,062,069	-46,340,431
Total estimate or appropriation.....	120,686,500	76,528,600	54,529,000

**Improvement of Washington Channel, District of Columbia (Transfer to War)—**

By objects	Obligations		
	Estimate, 1947	Estimate, 1946	Actual, 1945
05 Rents and utility services.....			\$7
06 Printing and binding.....			75
07 Other contractual services.....	\$16,000	\$71,942	27,195
08 Supplies and materials.....			64
Grand total obligations.....	16,000	71,942	27,341
Reimbursements for services performed.....			-3
Prior year balance available in 1945.....			-115,280
1945 balance available in 1946.....		-57,942	+87,942
1946 balance available in 1947.....	-16,000	+16,000	
Total estimate or appropriation.....			

**Alteration of Bridges Over Navigable Waters of the United States—**

*Alteration of bridges over navigable waters of the United States: For payment of the share of the United States of the cost of alteration of bridges over navigable waters of the United States in accordance with the provisions of the Act of June 21, 1940 (Public Law 647), \$2,900,000, to remain available until expended. (33 U. S. C. 511-522; Act of Oct. 9, 1940, Public Law 812.)*

Estimate 1947, \$2,900,000

By objects	Obligations		
	Estimate, 1947	Estimate, 1946	Actual, 1945
07 Other contractual services.....	\$3,165,000	\$502,605	\$332,395
Prior year balance available in 1945.....			-1,100,000
1945 balance available in 1946.....		-767,605	+767,605
1946 balance available in 1947.....	-265,000	+265,000	
Total estimate or appropriation.....	2,900,000		

## CORPS OF ENGINEERS—Continued

## RIVERS AND HARBORS AND FLOOD CONTROL—Continued

## RIVERS AND HARBORS—continued

## Emergency Fund for the President, National Defense (Allotment to War, Corps of Engineers) 1942-1946—

By objects	Obligations		
	Estimate, 1947	Estimate, 1946	Actual, 1945
07 Other contractual services.....			\$11,821
Prior year balance available in 1945.....			-151,151
1945 balance available in 1946.....		-139,330	+139,330
Estimated savings, unobligated balance.....		139,330	
Total estimate or appropriation.....			

## Maintenance and Improvement of Existing River and Harbor Works (Emergency Construction Act, July 21, 1932)—

By objects	Obligations		
	Estimate, 1947	Estimate, 1946	Actual, 1945
07 Other contractual services.....		\$27	
Prior year balance available in 1945.....			-\$27
1945 balance available in 1946.....		-27	+27
Total estimate or appropriation.....			

## Public Works Administration, Allotment to War, Rivers and Harbors, 1935-1943—

By objects	Obligations		
	Estimate, 1947	Estimate, 1946	Actual, 1945
Prior year balance available in 1945.....			-\$11
Carried to surplus fund.....			+11
Total estimate or appropriation.....			

## National Industrial Recovery, Public Works Administration (Allotment to War, Corps of Engineers), 1933-1945—

By objects	Obligations		
	Estimate, 1947	Estimate, 1946	Actual, 1945
<i>For engineering and design work on the St. Lawrence Waterway project, and for survey and design work for the transmission line from New York City to Massena, N. Y.</i>			
Prior year balance available in 1945.....			-\$37,376
Estimated savings, unobligated balance.....			37,376
Total estimate or appropriation.....			

## Working Fund, War, Engineers, Civil—

By objects	Obligations		
	Estimate, 1947	Estimate, 1946	Actual, 1945
PERSONAL SERVICES, FIELD			
01 Personal services (net) (see consolidated schedule).....		\$14,000	\$47,092
OTHER OBLIGATIONS			
02 Travel.....		865	2,680
03 Transportation of things.....		80	125
04 Communication services.....		420	622
05 Rents and utility services.....		2,280	92,680
07 Other contractual services.....		6,500	205,704
08 Supplies and materials.....		4,520	94,670
09 Equipment.....			5,200
10 Lands and structures.....		288,699	870,082
Total other obligations.....		303,364	1,271,763
Grand total obligations.....		317,364	1,318,855

By objects	Obligations		
	Estimate, 1947	Estimate, 1946	Actual, 1945
Advanced from—			
Navy Department.....		-\$224,326	-\$787,067
Federal Power Commission.....		-1,600	-3,600
Public Health Service.....			-21,000
Prior year balance available in 1945.....			-598,626
1945 balance available in 1946.....		-91,438	+91,438
Total estimate or appropriation.....			

## Working Fund, War, Engineers, Civil (Trust Fund)—

By objects	Obligations		
	Estimate, 1947	Estimate, 1946	Actual, 1945
PERSONAL SERVICES, FIELD			
01 Personal services (net) (see consolidated schedule).....		\$43,200	\$228,759
OTHER OBLIGATIONS			
02 Travel.....		31,000	275
03 Transportation of things.....		80,000	7,053
04 Communication services.....		6,200	322
05 Rents and utility services.....		102,000	1,652
07 Other contractual services.....		440,000	53,459
08 Supplies and materials.....		440,000	26,580
09 Equipment.....		675,000	80,620
10 Lands and structures.....		707,934	170,072
Total other obligations.....		2,482,134	340,033
Grand total obligations.....		2,525,334	568,792
Advanced from—			
Defense Plant Corporation.....			-1,637,831
United States Soldiers' Home.....		-45,000	
Prior year balance available in 1945.....			-1,411,295
1945 balance available in 1946.....		-2,480,334	+2,480,334
Total estimate or appropriation.....			

## FLOOD CONTROL

## Flood Control, General—

Flood control, general: For the construction and maintenance of certain public works on rivers and harbors for flood control, and for other purposes, in accordance with the provisions of the Flood Control Act, approved June 22, 1936, as amended and supplemented, including printing and binding, newspapers, lawbooks, books of reference, periodicals, and office supplies and equipment required in the Office of the Chief of Engineers to carry out the purposes of this appropriation, and for the purchase in the fiscal year [1946] 1947, of not to exceed [forty used] two hundred motor-propelled passenger-carrying vehicles [and one motorboat], and for preliminary examinations, surveys, and contingencies in connection with the flood control, [\$24,172,000] \$12,764,000: *Provided*, That funds appropriated herein may be used for flood-control work on the Salmon River, Alaska, as authorized by law: *Provided further*, That funds appropriated herein may be used to execute detailed surveys, and prepare plans and specifications, necessary for the construction of flood-control projects heretofore or hereafter authorized or for flood-control projects considered for selection in accordance with the provisions of section 4 of the Flood Control Act approved June 28, 1938, and section 3 of the Flood Control Act approved August 18, 1941 (55 Stat. 638): *Provided further*, That the expenditure of funds for completing the necessary surveys shall not be construed as a commitment of the Government to the construction of any project: *Provided further*, That no part of appropriations made available to the Secretary of Agriculture for preliminary examinations and surveys, as authorized by law, for run-off and water-flow retardation and soil-erosion prevention on the watersheds of flood-control projects, shall be obligated for initiating work upon new projects or for prosecuting work upon projects heretofore commenced, unless they accord with priorities specifically approved by the Secretary of War and the Secretary of Agriculture.

[Flood control, general: For an additional amount, fiscal year 1946, for "Flood control, general", including the objects specified under this head in the War Department Civil Appropriation Act, 1946, to be immediately available and to remain available until expended, \$8,906,000.]

[Flood control, general: For an additional amount, fiscal year 1945, for "Flood control, general", including the objects specified under this head in the War Department Civil Appropriation Act, 1945, to be available until expended, \$1,000,000: *Provided*, That this sum shall be immediately available for obligation and expenditure for necessary plans, specifications, and preliminary work in con-

nection with projects for post-war construction authorized by the Flood Control Act approved December 22, 1944.]

[SEC. 3. For an additional amount, fiscal year 1946, for "Flood control, general", including the objects specified under this head in the War Department Civil Appropriation Act, 1946, to be immediately available and to remain available until expended, \$8,055,000 and such sum is hereby appropriated out of any money in the Treasury not otherwise appropriated.]

[Flood control, general: For an additional amount, fiscal year 1946, for "Flood control, general", including the objects specified under this head in the War Department Civil Appropriation Act, 1946, \$84,659,000, to remain available until expended: *Provided*, That no part of the funds herein appropriated shall be available for the actual construction of the Garrison Reservoir Dam, North Dakota, itself: *Provided further*, That no part of the appropriation for the Garrison Reservoir herein contained may be expended for actual construction of the dam itself until suitable land found by the Secretary of the Interior to be equal in quality and sufficient in area to compensate the Three Affiliated Tribes shall be offered to the said tribes in exchange for the land on the Fort Berthold Reservation which shall be inundated by the construction of the Garrison Dam.] (33 U. S. C. 701-701L, 705; Act of Mar. 31, 1945, Public Law 24; Act of Apr. 25, 1945, Public Law 49; Act of June 12, 1945, Public Law 82; Act of July 5, 1945, Public Law 132; Act of Dec. 28, 1945, Public Law 269.)

Estimate 1947, \$124,764,000      Appropriated 1946, \$125,792,000

By objects	Obligations		
	Estimate, 1947	Estimate, 1946	Actual, 1945
<b>PERSONAL SERVICES, DEPARTMENTAL</b>			
Personal services, departmental (see consolidated schedule)	\$480,000	\$408,350	\$372,844
<b>PERSONAL SERVICES, FIELD</b>			
Personal services, field	28,476,016	15,842,164	11,451,354
Deduct quarters and subsistence furnished	25,186	24,360	19,035
Net salaries, and wages, civilian personnel, field (see consolidated schedule)	28,450,830	15,817,804	11,432,319
Pay of commissioned officers	57,967	85,132	3,344
Allowances to officers	27,132	36,821	1,413
All personal services, field	28,535,929	15,939,757	11,437,076
01 Personal services (net)	29,015,929	16,348,107	11,809,920
<b>OTHER OBLIGATIONS</b>			
02 Travel	1,600,000	1,800,000	1,058,758
03 Transportation of things	100,000	175,000	118,434
04 Communication services	610,000	850,000	320,301
05 Rents and utility services	1,000,000	1,450,000	865,977
06 Printing and binding	60,000	65,000	15,507
07 Other contractual services	7,600,000	9,500,000	3,858,642
08 Supplies and materials	5,700,000	7,300,000	1,237,115
09 Equipment	3,500,000	4,000,000	668,829
10 Lands and structures	75,206,471	108,533,365	7,550,435
13 Refunds, awards, and indemnities	11,600	8,449	710,982
Total other obligations	95,388,071	133,681,814	16,404,980
Grand total obligations	124,404,000	150,029,921	28,214,900
Reimbursements for services performed. Transferred to "Geological Survey," gaging streams, Department of the Interior	+360,000	+360,000	+558,239
Prior year balance available in 1945			-30,056,901
1945 balance available in 1946		-17,141,743	+17,141,743
Total estimate or appropriation	124,764,000	125,792,000	8,230,100
<b>BY PROJECTS OR FUNCTIONS</b>			
1. Flood control (improvements)	\$110,000,000	\$111,963,061	\$6,065,593
2. Examinations, surveys, and contingencies	3,000,000	6,401,950	4,002,876
3. Salaries, Office, Chief of Engineers	480,000	385,586	311,011
4. Maintenance	1,924,000	1,958,583	1,457,500
5. Emergency repairs	1,000,000	2,309,222	111,600
6. Preparation of detailed plans and specifications	8,000,000	18,742,577	6,260,000
7. Reimbursable activities		7,456,178	7,627,881
8. Overtime pay		812,764	2,378,545
Grand total obligations	124,404,000	150,029,921	28,214,900
Adjustments (see objects schedule for detail)	+360,000	-24,237,921	-19,984,800
Total estimate or appropriation	124,764,000	125,792,000	8,230,100

**Flood Control, General (Emergency Fund) —**

By objects	Obligations		
	Estimate, 1947	Estimate, 1946	Actual, 1945
<b>PERSONAL SERVICES, FIELD</b>			
01 Personal services (net) (see consolidated schedule)		\$1,495,859	\$1,626,309
<b>OTHER OBLIGATIONS</b>			
02 Travel		151,366	155,666
03 Transportation of things		112,250	40,448
04 Communication services		19,665	15,915
05 Rents and utility services		220,698	322,054
06 Printing and binding		100	564
07 Other contractual services		1,849,909	1,750,965
08 Supplies and materials		1,008,521	245,972
09 Equipment		273,909	81,598
10 Lands and structures		10,073,967	5,428,348
Total other obligations		13,710,385	8,041,530
Grand total obligations		15,206,244	9,667,839
Reimbursements for services performed		-21,352	-69,027
Prior year balance available in 1945			-12,783,704
1945 balance available in 1946		-15,184,892	+15,184,892
Total estimate or appropriation			12,000,000
<b>BY PROJECTS OR FUNCTIONS</b>			
1. Ohio River basin		\$238,673	\$260,400
2. Arkansas River basin		1,738,552	691,516
3. Atchafalaya River basin		1,327,710	
4. White River basin		612,620	25,000
5. Red River basin		2,826,390	213,350
6. Upper Mississippi River basin		3,129,993	2,383,503
7. Lower Mississippi River basin		3,629,984	1,688,029
8. Missouri River basin		963,460	2,571,039
9. Gulf Coast streams		590,000	617,275
10. Pacific Coast streams		76,510	823,700
11. Reimbursable activities		21,352	69,027
12. Overtime pay		51,000	325,000
Grand total obligations		15,206,244	9,667,839
Adjustments (see objects schedule for detail)		-15,206,244	+2,332,161
Total estimate or appropriation			12,000,000

**Flood Control, Mississippi River and Tributaries —**

Flood control, Mississippi River and tributaries: For prosecuting work of flood control in accordance with the provisions of the Flood Control Act approved May 15, 1928, as amended (33 U. S. C. 702a), including printing and binding, newspapers, lawbooks, books of reference, periodicals, and office supplies and equipment required in the Office of the Chief of Engineers to carry out the purposes of this appropriation, and for the purchase, in the fiscal year [1946] 1947 of not to exceed [fifty used] one hundred and sixteen motor-propelled passenger-carrying vehicles, and four motor-boats, [\$30,000,000] \$46,000,000. (Act of Mar. 31, 1945, Public Law 24; Act of Dec. 28, 1945, Public Law 269.)

Estimate 1947, \$46,000,000      Appropriated 1946, \* \$45,000,000

\* Includes \$15,000,000 appropriated in the First Deficiency Appropriation Act, 1946.

By objects	Obligations		
	Estimate, 1947	Estimate, 1946	Actual, 1945
<b>PERSONAL SERVICES, DEPARTMENTAL</b>			
Personal services, departmental (see consolidated schedule)	\$96,000	\$89,270	\$85,703
<b>PERSONAL SERVICES, FIELD</b>			
Personal services, field	20,681,605	14,042,241	14,737,694
Deduct quarters and subsistence furnished	581,619	424,205	401,119
Net salaries and wages, civilian personnel, field (see consolidated schedule)	20,099,986	13,618,033	14,336,575
Pay of commissioned officers	118,283	88,618	79,709
Allowances to officers	50,886	38,883	35,100
All personal services, field	20,284,155	13,745,534	14,451,384
01 Personal services (net)	20,365,155	13,834,804	14,537,087

**CORPS OF ENGINEERS—Continued**

**RIVERS AND HARBORS AND FLOOD CONTROL—Continued**

**FLOOD CONTROL—continued**

**Flood Control, Mississippi River and Tributaries—Continued**

By objects	Obligations		
	Estimate, 1947	Estimate, 1946	Actual, 1945
<b>OTHER OBLIGATIONS</b>			
02 Travel.....	\$600,000	\$850,000	\$485,685
03 Transportation of things.....	375,000	540,000	246,774
04 Communication services.....	142,000	210,000	101,169
05 Rents and utility services.....	1,875,000	2,600,000	1,619,444
06 Printing and binding.....	2,700	3,500	1,875
07 Other contractual services.....	1,230,000	1,850,000	875,918
08 Supplies and materials.....	4,475,000	6,400,000	3,722,803
09 Equipment.....	877,000	1,200,000	750,814
10 Lands and structures.....	16,036,145	24,605,305	12,150,208
13 Refunds, awards, and indemnities.....	22,000	21,636	20,035
Total other obligations.....	25,634,845	38,280,441	19,974,725
Grand total obligations.....	46,000,000	52,115,245	34,511,812
Reimbursements for services performed.....		-6,000,000	-6,492,430
Prior year balance available in 1945.....			-3,134,627
1945 balance available in 1946.....		-1,115,245	+1,115,245
Total estimate or appropriation.....	46,000,000	45,000,000	26,000,000
<b>BY PROJECTS OR FUNCTIONS</b>			
1. Lower Mississippi River and tributaries (new work).....	\$35,000,000	\$35,832,142	\$17,073,013
2. Lower Mississippi River and tributaries (maintenance).....	10,904,000	9,621,533	7,927,692
3. Salaries, Office Chief of Engineers (allotment roll).....	96,000	84,770	71,821
4. Reimbursable activities.....		6,000,000	6,492,430
5. Overtime pay.....		576,800	2,946,856
Grand total obligations.....	46,000,000	52,115,245	34,511,812
Adjustments (see objects schedule for detail).....		-7,115,245	-8,511,812
Total estimate or appropriation.....	46,000,000	45,000,000	26,000,000

**Emergency Fund for Flood Control on Tributaries of Mississippi River—**

Emergency fund for flood control on tributaries of Mississippi River: For rescue work and for repair or maintenance of any flood-control work on any tributaries of the Mississippi River threatened or destroyed by flood, in accordance with section 9 of the Flood Control Act, approved June 15, 1936 (49 Stat. 1508), \$500,000. (Act of Mar. 31, 1945, Public Law 24.)

Estimate 1947, \$500,000                      Appropriated 1946, \$500,000

By objects	Obligations		
	Estimate, 1947	Estimate, 1946	Actual, 1945
<b>PERSONAL SERVICES, FIELD</b>			
01 Personal services, (net) (see consolidated schedule).....	\$27,248	\$244,888	\$351,881
<b>OTHER OBLIGATIONS</b>			
02 Travel.....	13,000	30,000	72,634
03 Transportation of things.....	1,600	4,500	4,857
04 Communication services.....	1,000	4,000	5,897
05 Rents and utility services.....	34,000	135,000	143,891
07 Other contractual services.....	24,000	30,000	28,339
08 Supplies and materials.....	50,000	300,000	464,336
09 Equipment.....	2,000	20,000	44,404
10 Lands and structures.....	347,152	208,790	239,148
Total other obligations.....	472,752	732,290	1,003,506
Grand total obligations.....	500,000	977,178	1,355,387
Reimbursements for services performed.....		-6,389	-28,069
Prior year balance available in 1945.....			-1,298,107
1945 balance available in 1946.....		-470,789	+470,789
Total estimate or appropriation.....	500,000	500,000	500,000
<b>BY PROJECTS OR FUNCTIONS</b>			
1. Red River and basin.....		\$278,397	\$300,768
2. Arkansas River and basin.....		119,487	414,755
3. White River and basin.....		19,634	137,251
4. Neosho River.....		6,596	18,959
5. St. Francis River.....		154,614	178,894
6. Yazoo River and basin.....		134,437	103,799

By projects or functions	Obligations		
	Estimate, 1947	Estimate, 1946	Actual, 1945
7. Emergency repairs (various).....		\$10,154	\$100,892
8. Reimbursable activities.....		6,389	28,069
9. Overtime pay.....		8,500	72,000
Unallocated.....	\$500,000	239,000	
Grand total obligations.....	500,000	977,178	1,355,387
Adjustments (see objects schedule for detail).....		-477,178	-855,387
Total estimate or appropriation.....	500,000	500,000	500,000

**Flood Control, Missouri River, at or Near Niobrara, Nebr.—**

By objects	Obligations		
	Estimate, 1947	Estimate, 1946	Actual, 1945
<b>PERSONAL SERVICES, FIELD</b>			
01 Personal services (net) (see consolidated schedule).....			\$14
<b>OTHER OBLIGATIONS</b>			
02 Travel.....			8
05 Rents and utility services.....			6
08 Supplies and materials.....			5
Total other obligations.....			19
Grand total obligations.....			33
Prior year balance available in 1945.....			-25,030
Estimated savings, unobligated balance.....			24,997
Total estimate or appropriation.....			

**Flood Control, Sacramento River, Calif.—**

Flood control, Sacramento River, California: For prosecuting work of flood control, Sacramento River, California, in accordance with the provisions of [Acts] the Act approved March 1, 1917, [May 15, 1928, and August 26, 1937, as modified by the Act of August 18, 1941] as amended (33 U. S. C. 703, 704; 50 Stat. 849; 55 Stat. 638-651), [\$2,050,000] \$2,000,000. (Act of Mar. 31, 1945, Public Law 24.)

Estimate 1947, \$2,000,000                      Appropriated 1946, \$2,050,000

By objects	Obligations		
	Estimate, 1947	Estimate, 1946	Actual, 1945
<b>PERSONAL SERVICES, FIELD</b>			
01 Personal services (net) (see consolidated schedule).....	\$200,000	\$150,000	\$192,255
<b>OTHER OBLIGATIONS</b>			
02 Travel.....	4,000	4,000	6,610
03 Transportation of things.....	1,000	1,000	118
04 Communication services.....	2,500	3,000	4,045
05 Rents and utility services.....	100,000	100,000	99,446
06 Printing and binding.....	100	100	
07 Other contractual services.....	320,000	350,000	332,186
08 Supplies and materials.....	95,000	100,000	86,220
09 Equipment.....	4,000	5,000	
10 Lands and structures.....	1,273,400	1,311,007	1,763,038
13 Refunds, awards, and indemnities.....			700,000
Total other obligations.....	1,800,000	1,874,107	2,991,663
Grand total obligations.....	2,000,000	2,024,107	3,183,918
Reimbursements for services performed.....			-100,665
Prior year balance available in 1945.....			-257,360
1946 appropriation obligated in 1945.....		+25,893	-25,893
Total estimate or appropriation.....	2,000,000	2,050,000	2,800,000

**HYDROELECTRIC POWER**

**Power Plant, Bonneville Dam, Columbia River, Oregon, Construction—**

By objects	Obligations		
	Estimate, 1947	Estimate, 1946	Actual, 1945
<b>PERSONAL SERVICES, FIELD</b>			
01 Personal services (net) (see consolidated schedule).....		\$76,115	\$18,885

By objects	Obligations		
	Estimate, 1947	Estimate, 1946	Actual, 1945
<b>OTHER OBLIGATIONS</b>			
02 Travel.....		\$1,500	\$960
03 Transportation of things.....		18,000	827
04 Communication services.....		1,200	1,097
05 Rents and utility services.....		2,500	946
06 Printing and binding.....		10	158
07 Other contractual services.....		450	295
08 Supplies and materials.....		125,000	6,810
09 Equipment.....		800	618
10 Lands and structures.....		416,318	
Total other obligations.....		565,778	11,709
Grand total obligations.....		641,893	30,594
Reimbursements for services performed.....			-1,828
Prior year balance available in 1945.....			-670,559
1945 balance available in 1946.....		-641,893	+641,893
Total estimate or appropriation.....			

**Power Plant, Fort Peck Dam, Montana, Construction—**

Power plant, Fort Peck Dam, Montana: For completing the construction of the hydroelectric power plant at Fort Peck Dam, Montana, as authorized by the Act approved May 18, 1938 (16 U. S. C. 833), to remain available until expended, \$1,505,000. (Act of Apr. 28, 1942, Public Law 527.)

Estimate 1947, \$1,505,000

By objects	Obligations		
	Estimate, 1947	Estimate, 1946	Actual, 1945
<b>PERSONAL SERVICES, FIELD</b>			
01 Personal services (net) (see consolidated schedule).....		\$48,000	\$15,611
<b>OTHER OBLIGATIONS</b>			
02 Travel.....		1,800	
03 Transportation of things.....		55,000	
04 Communication services.....		1,000	
05 Rents and utility services.....		4,500	1,965
06 Printing and binding.....		100	
07 Other contractual services.....	\$35,000	52,000	20,374
08 Supplies and materials.....	125,000	29,000	1,523
09 Equipment.....	45,000	9,000	501
10 Lands and structures.....	1,300,000	1,942,061	38,792
Total other obligations.....	1,505,000	2,094,461	63,455
Grand total obligations.....	1,505,000	2,142,461	79,066
Reimbursements for services performed.....			-2,059
Prior year balance available in 1945.....			-2,219,468
1945 balance available in 1946.....		-2,142,461	+2,142,461
Total estimate or appropriation.....	1,505,000		

**MISCELLANEOUS CIVIL WORKS**

**Maintenance and Operation, Certain Federal Water Mains Outside the District of Columbia—**

Maintenance and operation, certain Federal water mains outside the District of Columbia: For the maintenance, operation, improvement, extension, and protection of Federal water lines located outside the District of Columbia required to serve nearby Government establishments and facilities with water from the water supply system of the District of Columbia, including interconnections with other water systems for emergency use wherever located, to be immediately available and to be expended under the direction of the Secretary of War and the supervision of the Chief of Engineers, \$12,000. (Act of Mar. 31, 1945, Public Law 24.)

Estimate 1947, \$12,000

Appropriated 1946, \$12,000

By objects	Obligations		
	Estimate, 1947	Estimate, 1946	Actual, 1945
07 Other contractual services.....	\$9,500	\$9,500	\$6,254
08 Supplies and materials.....	2,000	2,000	1,663
09 Equipment.....	500	500	510
Grand total obligations.....	12,000	12,000	8,427
Estimated savings, unobligated balance.....			3,573
Total estimate or appropriation.....	12,000	12,000	12,000

**Development of Landing Areas for National Defense, Office of Administrator of Civil Aeronautics (Transfer to War)—**

By objects	Obligations		
	Estimate, 1947	Estimate, 1946	Actual, 1945
<b>PERSONAL SERVICES, FIELD</b>			
01 Personal services (net) (see consolidated schedule).....		\$114,213	\$439,773
<b>OTHER OBLIGATIONS</b>			
02 Travel.....		17,500	84,425
03 Transportation of things.....		17,400	75,422
04 Communication services.....		5,250	21,268
05 Rents and utility services.....		34,000	175,220
06 Printing and binding.....		65	255
07 Other contractual services.....		200,000	824,602
08 Supplies and materials.....		58,000	295,610
09 Equipment.....		40,000	201,282
10 Lands and structures.....		2,293,473	14,947,611
Total other obligations.....		2,665,688	16,625,695
Grand total obligations.....		2,779,901	17,065,468
Reimbursements for services performed.....		-4,600	-858,953
Transferred to "Development of landing areas for national defense, Office of Administrator of Civil Aeronautics".....		+3,700,000	
Prior year balance available in 1945.....			-22,681,816
1945 balance available in 1946.....		-6,475,301	+6,475,301
Total estimate or appropriation.....			

Total, Corps of Engineers, general account:

Estimate 1947, \$298,367,500      Appropriated 1946, \$249,882,600

Permanent appropriations, special accounts:

**Maintenance and Operation of Dams and Other Improvements of Navigable Waters—**

Indefinite appropriation of 50 percent of receipts from certain licenses under the Federal Power Act to be received and appropriated as a special fund in the Treasury for expenditure under the direction of the Secretary of War in the maintenance and operation of dams and other navigation structures owned by the United States or for other improvements of navigable waters. (16 U. S. C. 810.)

Estimate 1947, \$150,000

Appropriated 1946, \$133,000

By objects	Obligations		
	Estimate, 1947	Estimate, 1946	Actual, 1945
<b>PERSONAL SERVICES, FIELD</b>			
01 Personal services (net) (see consolidated schedule).....			\$7,305
<b>OTHER OBLIGATIONS</b>			
10 Lands and structures.....	\$150,000	\$287,885	182,621
Grand total obligations.....	150,000	287,885	189,926
Prior year balance available in 1945.....			-189,926
1945 balance available in 1946.....		-152,885	+152,885
Total estimate or appropriation.....	150,000	135,000	152,885

**Payments to States, Flood Control Act, June 28, 1938, as Amended—**

Twenty-five percent of moneys received on account of leases of lands acquired in connection with flood control projects is appropriated at the end of each fiscal year for payment to the State in which the property is situated, to be expended as the State legislature may prescribe for the benefit of the public schools and public roads of the county or counties in which the property is situated. (33 U. S. C. 702a-11.)

Estimate 1947, \$85,000

Appropriated 1946, \$65,000

Revised 1946, \$85,000

13 Refunds, awards, and indemnities: Obligations—1947, \$85,000; 1946, \$85,000; 1945, \$85,438.

Total, Corps of Engineers, permanent appropriations, special accounts:

Estimate 1947, \$235,000

Appropriated 1946, \$200,000

Revised 1946, \$220,000

**CORPS OF ENGINEERS—Continued**

Trust accounts:

**Funds Contributed for River and Harbor Improvements—**

Indefinite appropriations of the amounts received and covered into the Treasury as contributions by citizens in certain localities for river and harbor improvements as provided in various Acts of Congress. (33 U. S. C. 560.)

Estimate 1947, \$75,000

Appropriated 1946, \$67,500  
Revised 1946, \$73,500

By objects	Obligations		
	Estimate, 1947	Estimate, 1946	Actual, 1945
07 Other contractual services.....	\$75,000	\$125,000	\$120,863
10 Lands and structures.....		24,890	9,880
Total obligations.....	75,000	149,890	130,743
Prior year funds available in 1945.....			-91,856
1945 funds available in 1946.....		-76,390	+76,390
Total estimate or appropriation.....	75,000	73,500	115,277
<b>BY PROJECTS OR FUNCTIONS</b>			
1. Redwood Creek, Calif.....			\$1,017
2. Buffalo Harbor, N. Y.....	\$50,000	\$50,000	50,000
3. Monroe Harbor, Mich.....	7,500	7,500	15,000
4. Santa Barbara Harbor, Calif.....			50,000
5. Great Kills Harbor, Staten Island, N. Y.....		47,227	
6. Raritan River, N. J.....			9,880
7. Stamford Harbor, Conn.....		2,364	
8. Treatment of Yuba River debris situation (restraining barriers).....	15,000	31,299	2,346
9. Nome Harbor, Alaska.....	2,500	2,500	2,500
10. Cooperative beach studies, Rhode Island beaches.....		9,000	
Grand total obligations.....	75,000	149,890	130,743
Adjustments (see objects schedule for detail).....		-76,390	-15,466
Total estimate or appropriation.....	75,000	73,500	115,277

**Funds Advanced for Improvement of Rivers and Harbors—**

By objects	Obligations		
	Estimate, 1947	Estimate, 1946	Actual, 1945
10 Lands and structures.....		\$63,703	
Prior year funds available in 1945.....			-63,703
1945 funds available in 1946.....		-63,703	+63,703
Total estimate or appropriation.....			

**Funds Contributed for Flood Control, Rivers and Harbors—**

Indefinite appropriation of the amounts received and covered into the Treasury as contributions by local interests for prosecuting work of flood control in accordance with the provisions of 33 U. S. C. 701h, 702f, 703. (33 U. S. C. 701h, 702f, 703.)

Appropriated 1946, \$0  
Revised 1946, \$100,435

By objects	Obligations		
	Estimate, 1947	Estimate, 1946	Actual, 1945
<b>PERSONAL SERVICES, FIELD</b>			
01 Personal services (net) (see consolidated schedule).....		\$27,800	\$1,570
<b>OTHER OBLIGATIONS</b>			
05 Rents and utility services.....		600	15,323
07 Other contractual services.....		70,329	18,148
08 Supplies and materials.....		5,600	19,252
10 Lands and structures.....		1,555,198	191,401
Total other obligations.....		1,631,727	244,124
Grand total obligations.....		1,659,527	245,694
Reimbursements for services performed.....		-600	-17
Prior year funds available in 1945.....			-851,307
1945 funds available in 1946.....		-1,558,492	+1,558,492
Total estimate or appropriation.....		100,435	952,862

By projects or functions	Obligations		
	Estimate, 1947	Estimate, 1946	Actual, 1945
1. Mississippi River and tributaries.....		\$10,579	\$2,296
2. Flood control, Sacramento River.....		292,310	179,486
3. Salmon River, Alaska.....		1,000	
4. Flood control, general projects.....		1,354,438	63,612
5. Overtime pay.....		1,200	300
Grand total obligations.....		1,659,527	245,694
Adjustments (see objects schedule for detail).....		-1,559,092	+707,168
Total estimate or appropriation.....		100,435	952,862

**Funds Advanced for Flood Control, Rivers and Harbors—**

By objects	Obligations		
	Estimate, 1947	Estimate, 1946	Actual, 1945
10 Lands and structures.....		\$126,965	\$24,380
Prior year funds available in 1945.....			-21,345
1945 funds available in 1946.....		-126,965	+126,965
Total estimate or appropriation.....			130,000

Total, Corps of Engineers, trust accounts:

Estimate 1947, \$75,000

Appropriated 1946, \$67,500  
Revised 1946, \$173,935

**Consolidated schedule of employees paid from river and harbor and flood control appropriations**

By objects	Obligations											
	Estimate, 1947		Estimate, 1946		Actual, 1945							
	Man-years	Total salary	Man-years	Total salary	Man-years	Total salary						
<b>PERSONAL SERVICES, DEPARTMENTAL</b>												
Clerical, administrative, and fiscal service:												
Grade 13. Range \$6,230 to \$7,070:												
Administrative officer.....							0.1	\$700				
Chief, classification and wage administration.....							1	\$6,440	0.9	5,133		
Grade 12. Range \$5,180 to \$6,020:												
Accountant.....							1	5,390	1	5,390	1	4,700
Cost accountant.....											0.1	383
Fiscal accountant.....											0.1	383
Administrative officer.....							1	5,285	1	5,285	0.9	4,025
Head, classification staff.....											0.1	383
Labor relations officer.....											0.1	383
Methods and procedural analyst.....											0.5	2,700
Grade 11. Range \$4,300 to \$5,180:												
Administrative officer.....							1	4,520	1	4,520	1.6	5,750
Head, classification staff.....											0.1	317
Information specialist.....							1	4,520	1	4,520	0.7	2,533
Grade 9. Range \$3,640 to \$4,300:												
Administrative assistant.....							1.8	7,141	2	7,700	1.3	4,250
Methods and procedural analyst.....											0.5	1,650
Placement officer.....							1	3,860	1	3,860	0.9	3,025
Information specialist.....											0.3	800
Accountant.....							2	7,610	2	7,610	0.9	2,975
Grade 8. Range \$3,310 to \$3,970:												
Grade 7. Range \$2,980 to \$3,640:												
Grade 6. Range \$2,650 to \$3,310:												
Grade 5. Range \$2,320 to \$2,980:												
Grade 4. Range \$2,100 to \$2,496:												
Grade 3. Range \$1,902 to \$2,208:												
Grade 2. Range \$1,704 to \$2,100:												
Professional service:												
Grade 8. Range \$8,750 to \$9,800:												
Engineer.....							2.8	24,763	1	9,013	1	8,000
Grade 7. Range \$7,175 to \$8,225:												
Legal counselor.....							1	7,700	1	7,700	0.5	3,094
Engineer.....							7	53,112	7	53,112	7.1	47,010
Grade 6. Range \$6,230 to \$7,070:												
Attorney.....							4	26,600	3	20,220	2.9	17,033
Engineer.....							12.8	82,684	11.7	75,383	9.3	52,837
Geologist.....							1	6,440	1	6,440	1	5,600
Grade 5. Range \$5,180 to \$6,020:												
Engineer.....							22.5	118,963	11.8	63,088	12.4	59,356
Geophysicist.....							1	5,810	1	5,810	1	5,000
Attorney.....							1.9	10,262	1	5,390	0.8	3,642
Grade 4. Range \$4,300 to \$5,180:												
Engineer.....							6.9	30,770	6	28,440	4.4	17,166
Grade 3. Range \$3,640 to \$4,300:												
Librarian.....							1	3,750	1	3,750	0.9	2,934
Engineer.....							10.8	40,962	9	35,028	8.5	27,883
Statistician.....							1	3,750	1	3,750	0.5	1,733
Attorney.....							0.9	3,386			2	6,421
Personnel research analyst.....							0.9	3,496				
Grade 2. Range \$2,980 to \$3,640:												
Subprofessional service:												
Grade 7. Range \$2,650 to \$3,310:												
Grade 5. Range \$2,100 to \$2,496:												



By objects	Obligations		
	Estimate, 1947	Estimate, 1946	Actual, 1945
<b>PERSONAL SERVICES, DEPARTMENTAL—cont.</b>			
Crafts, protective, and custodial service:			
Grade 5. Range \$1,968 to \$2,364	1 \$2,034	1 \$2,034	0.9 \$1,540
Grade 4. Range \$1,770 to \$2,166	1 1,836	1 1,836	0.1 188
Grade 3. Range \$1,572 to \$1,968	12 20,448	11.8 20,107	10.3 14,669
Grade 2. Range \$1,440 to \$1,770	2 2,946	1.8 2,658	2.9 3,519
Total permanent, departmental	205 959,450	251 787,662	241.6 633,392
Overtime pay, departmental			126,191
Additional compensation, departmental			45,464
Night-work differential, departmental			
All personal services, departmental	205 960,000	251 834,700	241.6 759,583
Distribution of total cash payments to appropriations:			
Maintenance and improvement of existing river and harbor works	384,000	337,080	301,036
Flood control, Mississippi River and tributaries	96,000	89,270	85,703
Flood control, general	480,000	408,350	372,844
Total	960,000	834,700	759,583
<b>PERSONAL SERVICES, FIELD</b>			
Members, Mississippi River Commission: Civilians	3 22,500	3 22,500	3 22,500
Clerical, administrative, and fiscal service:			
Grade 15. Range \$8,750 to \$9,800: Administrative officer			1 8,000
Grade 13. Range \$6,230 to \$7,070:			
Accountant	1 6,230	0.7 4,553	
Administrative assistant	8 9 56,875	7.8 49,614	7.3 41,114
Administrative analyst	3 19,320	1.7 10,860	1.3 7,826
Grade 12. Range \$5,180 to \$6,020:			
Accountant	8 42,490	3.6 19,176	4.6 21,325
Principal administrative assistant	41 8	29.4	22
Fiscal officer	1 5,180	1 5,180	102,462
Inspector	1 5,180	1 5,390	
Information specialist	2 10,780	2 10,570	0.3 1,620
Analyst	3 15,960	2.5 13,055	
Auditor			1.1 5,375
Grade 11. Range \$4,300 to \$5,180:			
Analyst	4 4 20,108	4 4 20,042	1.7 7,250
Accountant	22.5 99,370	17.1 75,425	13.3 54,832
Information specialist	1 4,520	1 4,410	0.5 1,900
Administrative assistant	51	35.2	27.4
Auditor	5 22,940	5.3 23,334	2.9 11,283
Project manager	1 4,300		
Inspector	1 4,300	1 4,520	0.9 3,457
Negotiator	2 8,600	2 8,600	0.6 2,438
Mechanical adviser			1 3,800
Grade 10. Range \$3,970 to \$4,630:			
Accountant	20 87,720	16 64,759	8 2 28,882
Administrative assistant	59.9	44.3	35.7
Analyst	238,223	181,965	127,271
Auditor	1.4 5,602	1.4 5,569	0.3 1,050
Expeditor	3 13,000	2 8,160	
Negotiator			0.3 1,167
Inspector	1 4,080	1 3,997	0.2 729
Supervisor	3 12,020	3 12,130	2.5 9,478
Grade 9. Range \$3,640 to \$4,300:			
Analyst	4.8 17,968	4.7 17,602	3.8 12,285
Accountant	38	26.8	21
Administrative assistant	139.8	98.6	76.8
Appraiser	526,740	370,979	251,618
Mechanical adviser	2 7,280	1 3,776	0.1 1,491
Auditor	1 3,860	6 22,445	5.1 16,383
Expeditor	3 11,140	3 11,123	3 9,700
Inspector	4 14,670	4 14,780	3.9 12,659
Warehouse superintendent	1 3,750	1 3,640	0.8 2,750
Negotiator	4 14,780	4 14,652	0.8 3,199
Purchasing officer	1 3,750	1 3,695	0.5 1,733
Project manager	3 11,030	3 11,030	3.5 11,300
Public relations representative			0.5 1,600
Grade 8. Range \$3,310 to \$3,970:	185.8	158.8	138.8
Grade 7. Range \$2,980 to \$3,640:	639,189	547,151	421,178
Grade 6. Range \$2,650 to \$3,310:	1,143,335	900,713	686,160
Grade 5. Range \$2,320 to \$2,980:	479.3	410.9	353.1
Grade 4. Range \$2,100 to \$2,496:	1,329,123	1,130,404	841,168
Grade 3. Range \$1,902 to \$2,298:	712.8	557.9	525.9
Grade 2. Range \$1,704 to \$2,100:	1,736,839	1,361,496	1,109,707
Grade 1. Range \$1,506 to \$1,902:	1,115.4	933.3	900.2
Professional service:			
Grade 8. Range \$8,750 to \$9,800: Chief engineer	6 54,862	7 63,612	4 33,184
Grade 7. Range \$7,175 to \$8,225: Head engineer	42.8	34.4	28.1
Analyst	320,866	258,210	186,681
Grade 6. Range \$6,230 to \$7,070: Attorney	2 14,874	2 14,874	2 13,000
Principal engineer	4 25,340	4 25,182	1.9 10,816
Superintendent	131.4	98.7	81.5
Superintendent	1 847,330	1 636,111	1 488,064
Superintendent	1 6,230	1 6,440	1 5,742

By objects	Obligations		
	Estimate, 1947	Estimate, 1946	Actual, 1945
<b>PERSONAL SERVICES, FIELD—continued</b>			
Professional service—Continued			
Grade 5. Range \$5,180 to \$6,020:			
Agronomist			0.1 \$1,892
Attorney	5 \$27,175	5 \$27,175	1 20,167
Analyst	1 5,180	1 5,180	
Architect	2 10,360	2 10,780	2 9,460
Engineer	315.1	241.7	211
Geologist	1,678,592	1,287,119	997,960
Land appraiser	2 10,780	2 10,780	2 9,200
Medical officer	5.8 31,724	3 16,824	
Statistician	1 5,180	1 5,180	2 9,242
Superintendent	1 5,390	1 5,390	1 4,800
Grade 4. Range \$4,300 to \$5,180:			
Architect	8 35,940	6 26,148	6 22,909
Attorney	9.4 41,080	6.1 27,330	4.8 18,787
Analyst	2.2 9,745	2.1 9,315	2 7,600
Engineer	802.6	602.4	564.8
Geologist	3,567,984	2,699,092	2,198,717
Land appraiser	6 28,016	1 17,890	3.9 14,830
Meteorologist	21.6 95,850	16.3 72,110	9.9 39,466
Statistician	5 21,810	5 21,810	1 3,800
Microscopist	1 4,410	1 4,410	4.5 17,340
Superintendent	45.9	37	37.5
Economist	210,215	168,937	149,955
Grade 3. Range \$3,640 to \$4,300:			
Architect	12.6 47,909	10 37,105	9.5 31,333
Attorney	32.1	21.5	14.2
Lockmaster	1 3,970	1 3,970	1 3,400
Biologist	1 3,640	1 3,640	1 3,200
Engineer	1,354.2	1,031.5	939.8
Chemist	5,079,609	3,912,440	3,096,996
Geologist	1 3,750	1 3,750	0.6 2,133
Land appraiser	17.4 66,603	14.2 53,557	13.7 44,736
Statistician	16 61,540	12.1 46,748	10.4 34,171
Lithographer	3 11,470	3 11,406	2.6 9,718
Medical officer	7 26,250	5 18,750	4 14,470
Physicist	2 7,610	2 7,500	0.7 2,400
Economist	1 3,750	1 3,750	0.7 2,421
Librarian	5 18,490	5 18,490	4.2 14,634
Superintendent	1 4,300	1 4,245	1 3,650
Negotiator	59.4	48.5	47.7
Grade 2. Range \$2,980 to \$3,640:			
Analyst	1 227,933	1 183,862	157,625
Biologist	1 3,970	1 3,970	1.8 6,262
Grade 1. Range \$2,320 to \$2,980:	1,277.7	922.5	871.8
Subprofessional service:			
Grade 8. Range \$2,980 to \$3,640:	3,869,073	2,830,502	2,338,334
Grade 7. Range \$2,650 to \$3,310:	297.3	126.6	84.9
Grade 6. Range \$2,320 to \$2,980:	719,135	306,458	181,956
Grade 5. Range \$2,100 to \$2,496:	775.4	540.2	473.1
Grade 4. Range \$1,902 to \$2,298:	2,389,240	1,669,243	1,278,425
Grade 3. Range \$1,704 to \$2,100:	1,233.2	921.5	841.8
Grade 2. Range \$1,572 to \$1,968:	3,407,989	2,556,044	2,014,904
Grade 1. Range \$1,410 to \$1,836:	1,224.2	877.6	780.1
Crafts, protective, and custodial service:			
Grade 10. Range \$3,970 to \$4,630:	2,986,844	2,125,279	1,633,810
Grade 9. Range \$3,640 to \$4,300:	1,286.7	702.8	635.1
Grade 8. Range \$3,310 to \$3,970:	2,758,186	1,519,123	1,181,958
Grade 7. Range \$2,980 to \$3,640:	814.4	557.2	517.1
Grade 6. Range \$2,650 to \$3,310:	619.2	415	381.7
Grade 5. Range \$2,320 to \$2,980:	1,591,185	1,092,198	852,165
Grade 4. Range \$2,100 to \$2,496:	619.2	415	381.7
Grade 3. Range \$1,902 to \$2,298:	1,086,328	714,853	563,660
Grade 2. Range \$1,704 to \$2,100:	438.5	272.9	235
Grade 1. Range \$1,506 to \$1,902:	721,261	446,333	316,255
Grade 10. Range \$2,980 to \$3,640:	64.1 95,514	47 69,108	41.9 52,715
Grade 9. Range \$2,650 to \$3,310:	54.1	46.7	50.9
Grade 8. Range \$2,320 to \$2,980:	175,933	151,812	110,799
Grade 7. Range \$2,100 to \$2,496:	51	43	44.6
Grade 6. Range \$1,902 to \$2,298:	145,010	121,382	110,914
Grade 5. Range \$1,704 to \$2,100:	131.3	120.9	123.8
Grade 4. Range \$1,572 to \$1,968:	365,070	332,961	296,394
Grade 3. Range \$1,410 to \$1,836:	346.7	331.3	332.7
Grade 2. Range \$1,260 to \$2,562:	891,709	820,791	702,943
Grade 1. Range \$1,068 to \$2,364:	513.5	447	511.2
Grade 4. Range \$1,770 to \$2,166:	1,176,393	1,020,773	995,628
Grade 3. Range \$1,572 to \$1,902:	589.6	557.8	558.8
Grade 2. Range \$1,410 to \$1,770:	1,221,218	1,147,897	983,972
Grade 1. Range \$1,260 to \$2,562:	1,295.9	1,194.4	1,197.2
Grade 3. Range \$1,572 to \$1,902:	2,413,439	2,242,548	1,884,772
Grade 2. Range \$1,410 to \$1,770:	309.1	311.9	305.5
Grade 1. Range \$1,260 to \$2,562:	609,332	534,148	425,966
Grade 1. Range \$864 to \$1,152:	370,898	352,028	295,019
Unclassified	17 18,318	14 14,784	15 13,737
Total permanent, field	9,672.7	8,667.5	8,029.7
Temporary employment, field	20,357,620	18,355,477	16,740,206
Part-time employment, field			
W. A. E. employment, field			
Overtime pay, field	30,508.1	24,737.3	23,101
Additional compensation, field	74,994,676	60,272,072	50,190,502
Additional pay for foreign service, field	6,894.5	4,694.2	3,062.5
All personal services, field (net)	12,716,494	8,520,051	6,416,043
Dednet quarters and subsistence furnished	377.8 77,430	379.8 78,055	334.5 61,093
All personal services, field (net)	804.7	527.9	519.2
Net personal services, field (net)	1,029,416	652,854	632,609
Net personal services, field (net)	41,244	3,164,938	14,479,451
Net personal services, field (net)	4,063	24,813	1,597
Net personal services, field (net)		4,387	9,264
Net personal services, field (net)	38,675.1	30,314.2	27,557.2
Net personal services, field (net)	88,863,323	72,717,170	71,790,559
Net personal services, field (net)	1,970,897	1,677,142	1,542,260
Net personal services, field (net)	86,892,426	71,040,028	70,248,299





**THE PANAMA CANAL**

For every expenditure requisite for and incident to the maintenance and operation, sanitation, and civil government of the Panama Canal and Canal Zone, and construction of additional facilities, including the following: Compensation of all officials and employees; foreign and domestic newspapers and periodicals; law-books; textbooks and books of reference; printing and binding, including printing of annual report; personal services in the District of Columbia, purchase (not to exceed [twelve used] *twenty in the fiscal year 1947*), maintenance, repair, and operation of motor-propelled and horse-drawn passenger-carrying vehicles; claims for damages to vessels, cargo, crew, or passengers, as authorized by section 10 of title 2, Canal Zone Code, as amended (54 Stat. 387); claims for losses of or damages to property arising from the conduct of authorized business operations; claims for damages to property arising from the maintenance and operation, sanitation, and civil government of the Panama Canal, and construction of additional facilities; acquisition of land and land under water, as authorized in the Panama Canal Act; expenses incurred in assembling, assorting, storing, repairing, and selling material, machinery, and equipment heretofore or hereafter purchased or acquired for the construction of the Panama Canal which are unserviceable or no longer needed, to be reimbursed from the proceeds of such sale; expenses incident to conducting hearings and examining estimates for appropriations on the Isthmus; expenses incident to any emergency arising because of calamity by flood, fire, pestilence, or like character not foreseen or otherwise provided for herein; travel expenses when prescribed by the Governor of the Panama Canal to persons engaged in field work or traveling on official business; not to exceed \$2,000 for travel and subsistence expenses of members of the police and fire forces of the Panama Canal incident to their special training in the United States; transportation, including insurance, of public funds and securities between the United States and the Canal Zone; purchase, construction, repair, replacement, alteration, or enlargement of buildings, structures, equipment, and other improvements; and for such other expenses not in the United States as the Governor of the Panama Canal may deem necessary best to promote the maintenance and operation, sanitation, and civil government of the Panama Canal, and construction of additional facilities, all to be expended under the direction of the Governor of the Panama Canal and accounted for as follows: (48 U. S. C. 1305; 53 Stat. 1409-1410; Act of Mar. 31, 1945, Public Law 24.)

**Maintenance and Operation, Panama Canal—**

For maintenance and operation of the Panama Canal: Salary of the Governor, \$10,000; contingencies of the Governor, including entertainment, to be expended in his discretion, not exceeding \$3,000; purchase, inspection, delivery, handling, and storing of materials, supplies, and equipment for issue to all departments of the Panama Canal, the Panama Railroad, other branches of the United States Government, and for authorized sales; payment in lump sums of not exceeding the amounts authorized by the Injury Compensation Act approved September 7, 1916 (5 U. S. C. 793), to alien cripples who are now a charge upon the Panama Canal by reason of injuries sustained while employed in the construction of the Panama Canal; relief payments authorized by the Act approved July 8, 1937 (50 Stat. 478); and not to exceed [\$7,200] \$7,500 for deposit in the general fund of the Treasury for cost of penalty mail for offices of the Panama Canal in the United States as required by section 2 of the Act of June 28, 1944 (Public Law 364); in all, [\$4,137,000] \$12,749,000, together with all moneys arising from the conduct of business operations authorized by the Panama Canal Act. (5 U. S. C. 793; 48 U. S. C. 1305; Act of Mar. 31, 1945, Public Law 24.)

Estimate 1947, \* \$12,749,000      Appropriated 1946, \$4,137,000

\* Excludes \$330,102 transferred to "Civil government, Panama Canal and Canal Zone." For comparative purposes the amounts provided for 1945 and 1946 are shown in the schedule as transfers.

By objects	Obligations					
	Estimate, 1947		Estimate, 1946		Actual, 1945	
	Man-years	Total salary	Man-years	Total salary	Man-years	Total salary
<i>Maintenance and operation</i>						
<b>PERSONAL SERVICES, FIELD<sup>1</sup></b>						
Clerical, administrative, and fiscal service—Continued						
Grade 16. Rate of \$10,000:						
Governor.....	1	\$10,000	1	\$10,000	1	\$10,000
Grade 15. Range \$9,800 to \$10,000:						
Engineer of maintenance.....	1	10,000	1	9,917	1	9,000
Grade 14. Range \$8,968.75 to \$9,800:						
Comptroller and budget officer.....	1	9,297	1	9,297	1	8,063
Chief quartermaster.....	1	9,296	1	9,296	1	4 10,614

<sup>1</sup> Ranges established under Executive Order 1888, Feb. 2, 1914, by authority of the act of Aug. 24, 1912, 37 Stat. 561, as amended by act of July 9, 1937, 50 Stat. 487.

By objects	Obligations					
	Estimate, 1947		Estimate, 1946		Actual, 1945	
	Man-years	Total salary	Man-years	Total salary	Man-years	Total salary
<i>Maintenance and operation—Continued</i>						
<b>PERSONAL SERVICES, FIELD—continued</b>						
Clerical, administrative, and fiscal service—Continued						
Grade 13. Range \$7,787.50 to \$8,837.50:						
Assistant comptroller.....	1	\$8,050	1	\$8,050	1	\$7,062
Assistant chief quartermaster.....	2	16,100	2	16,100	1	7,241
Port captain.....	2	15,838	2	15,838	2	14,000
Budget coordinator.....	1	7,788				
Assistant comptroller and chief accountant.....					0 6	4,250
Assistant to marine superintendent.....					0 1	194
Grade 12. Range \$6,475 to \$7,525:						
Collector.....	1	7,525	1	7,525	1	6,750
Director of personnel.....	1	7,263	1	7,263	1	6,250
Superintendent, storehouses.....	1	7,188	1	7,188	1	5,900
Special assistant to Governor.....	1	7,000	1	7,000	1	6,062
Paymaster.....	1	6,738	1	6,738	1 3	7,738
Military assistant to Governor.....	1	6,738	1	6,738	1	5,750
Chief accountant.....	1	6,475	1	6,475	0 4	2,396
Grade 11. Range \$5,375 to \$6,475:						
Deputy collector.....	1	5,925	1	5,925	1	5,075
Assistant to municipal engineer.....	1	5,925	1	5,925	1	4,900
Assistant paymaster.....	1	5,650	1	5,466	1	4,544
Airport manager.....	1	5,650	1	5,650	1	4,750
Chief, aeronautics section.....	1	5,375	1	5,375	1	4,750
Printer.....	1	5,375	1	5,375	0 7	3,193
Grade 10. Range \$4,962.50 to \$5,787.50:						
Chief measurer.....	2	11,575	2	11,575	2	10,163
Assistant superintendent, storehouses.....	1	5,513	1	5,406	1	4,633
Assistant director of personnel.....	2	10,888	2	10,820	2	9,374
Claim officer.....	1	5,238	1	5,238	1	4,500
Analyst.....	1	5,100	1	5,100		
Assistant chief accountant.....	1	5,100	1	5,015	1	4,448
Assistant airport manager.....	1	4,963	0 7	3,309		
Printer.....					0 3	1,908
Grade 9. Range \$4,550 to \$5,375:						
District quartermaster.....	1	5,238	1	5,206	1	4,469
Chief inspector.....	1	5,100	1	5,100	1	4,375
Commissary accountant.....	1	5,100	1	5,038	1	4,308
Railroad accountant.....	1	5,100	1	5,038	1	4,375
Admeasurer.....	11	55,409	11	55,409	9 2	39,965
Administrative assistant.....	10	50,576	10	50,242	9 5	42,166
Material inspector.....	1	4,963	1	4,963	1	4,228
Shop accountant.....	1	4,962	1	4,962	1	4,281
Assistant claim officer.....	1	4,825	1	4,825	1	4,125
Assistant to chief quartermaster.....	1	4,825	1	4,794	1	4,181
Chief examiner.....	1	4,688	1	4,688	1	4,000
Personnel assistant.....	1	4,688	1	4,629	1	4,036
Budget accountant.....	1	4,688	1	4,602	1	4,000
Chief of section.....					0 4	1,513
Grade 8. Range \$4,137.50 to \$4,962.50	33	148,976	34	152,604	29 8	116,454
Grade 7. Range \$3,725 to \$4,550	68	279,107	69	281,689	69 6	234,030
Grade 6. Range \$3,312.50 to \$4,137.50	95	349,767	99 5	363,666	99 2	308,793
Grade 5. Range \$2,900 to \$3,725	139	440,837	159	498,363	151 9	405,896
Grade 4. Range \$2,625 to \$3,120	122	336,430	132	361,430	129 7	298,121
Grade 3. Range \$2,377.50 to \$2,872.50	155	384,193	169 5	418,035	166 9	348,093
Grade 2. Range \$2,130 to \$2,625	178	396,904	190	419,393	186	338,199
Grade 1. Range \$1,882.50 to \$2,377.50	41	81,896	47	93,058	51 2	84,607
<b>Professional service:</b>						
Grade 7. Range \$8,968.75 to \$9,800:						
Marine superintendent.....	1	9,800	1	9,800	1	8,750
Assistant engineer of maintenance.....	1	9,297	1	9,297	1	8,000
Superintendent, dredging division.....	1	9,297	1	9,297	1	8,000
Assistant to Governor.....	1	8,969	1	8,969	0 5	3,778
Superintendent, mechanical division.....	1	8,968	1	8,968	1	8,000
Grade 6. Range \$7,787.50 to \$8,837.50:						
Municipal engineer.....	1	8,838	1	8,838	1	7,740
Electrical engineer.....	1	8,575	1	8,575	1	7,584
General counsel.....	1	8,313	1	8,313	1	7,399
Office engineer.....	1	8,313	1	8,181	1	7,250
Assistant superintendent, dredging division.....	1	8,050	1	8,050	1	7,000
Production superintendent, mechanical division.....	1	7,787	1	7,787	1	7,000
Engineer.....	1	8,838	1	8,838	1	7,727
Grade 5. Range \$6,475 to \$7,525:						
Director of admeasurement.....	1	7,450	1	7,450	1	6,500
Superintendent, locks division.....	1	7,525	1	7,525	1	6,750
Constructing quartermaster, building division.....	1	7,263	1	7,088	1	6,066
Assistant office engineer.....	1	7,000	1	6,869	1	6,000
Superintendent, municipal division.....	1	7,000	1	7,000	1	5,971
Superintendent, power system.....	1	7,000	1	7,000	1	5,961
Architect.....	1	7,000	1	6,869	1	6,000
Planning engineer.....	1	7,000	1	7,000	0 1	500
Chemist.....	1	7,000	1	7,000	1	5,937
Assistant to superintendent, dredging division.....	1	7,000	1	6,869	1	5,875
Engineering superintendent, mechanical division.....	1	7,000	1	7,000	1	6,000
Superintendent, electrical division.....	1	6,738	1	6,738	1	5,841
Engineer.....	3	20,738	3	20,476	5 2	31,037
Assistant general counsel.....	1	6,738	1	6,738	1	5,839
Assistant superintendent, mechanical division.....	1	6,475	1	6,475	1	5,750
Assistant to marine superintendent.....	1	6,475	1	6,475	1	5,750
Shop superintendent, mechanical division.....					1	6,000

THE PANAMA CANAL—Continued

Maintenance and Operation, Panama Canal—Continued

By objects	Obligations					
	Estimate, 1947		Estimate, 1946		Actual, 1945	
	Man-years	Total salary	Man-years	Total salary	Man-years	Total salary
<i>Maintenance and operation—Continued</i>						
PERSONAL SERVICES, FIELD—continued						
Professional service—Continued						
Grade 4. Range \$5,375 to \$6,475.						
Superintendent, Atlantic locks	1	\$6,475	1	\$6,475	1	\$5,750
Civil engineer	1	6,200	1	6,200	1	5,225
Chief, plans section	1	5,925	1	5,925	1	5,000
Architect	1	5,925	1	5,925	1	5,000
Chief of surveys	1	5,925	1	5,925	1	5,000
Chief hydrographer	1	5,925	1	5,925	1	4,991
Chemist	1	5,925	1	5,925	1	4,963
Chief draftsman	1	5,925	1	5,925	1	5,000
Supervisor, dredging	5	29,900	5	29,323	5	25,150
Supervisor of building maintenance	1	5,650	1	5,650	0.7	3,111
Attorney	1	5,650	1	5,650	1	4,976
Engineer	8	45,777	10	57,329	10.5	51,303
Superintendent, Pacific locks					0.9	5,175
Grade 3. Range \$4,550 to \$5,375						
Assistant superintendent, lighthouse subdivision	1	5,375	1	5,375	1	4,712
Director, experimental gardens	1	5,100	1	5,059	1	4,320
Civil engineer	1	5,100	1	5,073	1	4,350
Safety engineer	1	5,100	1	5,031	1	4,250
Architect	3	15,238	6	29,260	3.5	14,963
Assistant chief hydrographer	1	4,963	1	4,963	1	4,250
Draftsman, marine designing	1	4,962	1	4,962	1	4,250
Assistant to superintendent, motor transportation						
Engineer	1	4,962	1	4,893	1	4,123
Planning engineer	23	112,714	32	155,465	31	130,686
Mechanical engineer, dredging division	3	14,614	3	14,408	2.4	9,855
Superintendent, filter plant	1	4,825	1	4,825	1	4,125
Planning superintendent, mechanical division	1	4,825	1	4,825	1	4,096
Draftsman, marine hulls	1	4,687	1	4,687	1	4,250
Machinery superintendent, mechanical division	2	9,237	2	9,237	2	8,000
Assistant engineering superintendent, mechanical division	1	4,687	1	4,687	1	4,000
Assistant supervisor, dredging division	5	24,663	5	24,181	4.5	19,063
Materials engineer, mechanical division	1	4,550	1	4,550	1	4,000
Hull superintendent, mechanical division	2	9,100	2	9,100	1	4,000
Assistant machine superintendent, mechanical division	2	9,100	2	9,100		
Metallurgist	1	4,550	1	4,550	0.5	2,000
Assistant director, experimental gardens					0.1	330
Attorney					0.6	2,475
Executive officer					0.1	833
Grade 2. Range \$3,725 to \$4,550	59	230,833	83.5	334,553	70.5	246,736
Grade 1. Range \$2,900 to \$3,725	16	49,764	19	57,550	13.5	36,126
Subprofessional service:						
Grade 8. Range \$3,725 to \$4,550	11	43,176	11	43,027	8.9	30,236
Grade 7. Range \$3,312.50 to \$4,137.50	21	76,013	25.5	90,626	23	71,090
Grade 6. Range \$2,900 to \$3,725	7	22,500	9	28,295	8.3	22,212
Grade 5. Range \$2,625 to \$3,120	4	10,914	5	13,417	2.8	6,376
Grade 4. Range \$2,377.50 to \$2,872.50	3	7,390	4	9,669	3.4	6,970
Grade 3. Range \$2,130 to \$2,625	8	17,865	10	21,945	10.8	20,539
Grade 2. Range \$1,965 to \$2,460					0.2	330
Crafts, protective, and custodial service:						
Grade 10. Range \$3,725 to \$4,550	3	11,645	4	15,522	3.3	10,664
Grade 9. Range \$3,312.50 to \$4,137.50	2	6,743	3	10,216	2.1	5,928
Grade 8. Range \$3,175 to \$4,000	1	3,725	2	6,794	1.1	3,247
Grade 5. Range \$2,460 to \$2,955	6	16,248	6	16,182	3.9	8,850
Grade 4. Range \$2,212.50 to \$2,707.50	6	13,935	6	13,857	5.5	10,470
Grade 3. Range \$1,965 to \$2,377.50	1	2,048	1	1,984	0.3	412
Unclassified service, monthly.						
Range \$4,000 or over						
Assistant port captain	2	13,980	2	13,980	2.3	14,022
Pilot in charge	1	6,990	1	6,990	1	6,168
Pilot	77		77		61.8	
Production superintendent	1	470,250	1	470,250	1	343,185
Superintendent, motor transportation	1	6,000	1	6,000	1	6,000
Master shipfitter	1	5,940	1	5,940	1	5,903
Master machinist	2	11,100	2	11,100	2	11,100
Master machinist	4	21,600	4	21,600	4	21,600
Master pipefitter	2	10,800	2	10,800	2	10,800
Dockmaster	2	10,800	2	10,800	2	10,800
Superintendent, Pacific locks	1	5,400	1	5,400	0.1	540
Assistant production superintendent	1	5,400	1	5,400	1	5,400
Superintendent, Pedro Miguel locks					0.4	2,040
Supervisor and master	1	5,100	1	5,100	1	5,100
Harbormaster	2	9,960	2	9,960	2	9,838
Supervisor	21		21		23.5	
Superintendent, building division	2	104,160	2	104,160	115	493
Assistant superintendent, motor transportation	1	4,920	1	4,920	1	4,898
Pilot, probationary	10	49,075	10	49,075	15	62,793
Chief planner	2	9,480	2	9,480	2	9,480
General foreman	12	56,328	12	56,328	12.5	58,609
Foreman	36		36		37.8	
Wire chief, telephone		167,648		167,648		175,817
Assistant supervisor	9	40,800	9	40,800	9	39,589

By objects	Obligations					
	Estimate, 1947		Estimate, 1946		Actual, 1945	
	Man-years	Total salary	Man-years	Total salary	Man-years	Total salary
<i>Maintenance and operation—Continued</i>						
PERSONAL SERVICES, FIELD—continued						
Unclassified service, monthly—Con.						
Range \$4,000 or over—Continued						
Operator, control house, senior	3	\$13,500	3	\$13,500	3	\$13,062
Inspector, hulls and boilers	1	4,500	1	4,500	1.3	5,850
Assistant printer	1	4,500	1	4,500	1	4,380
Chief operator, power plant	5	22,080	5	22,080	5	22,080
Assistant inspector, hulls and boilers	1	4,260	1	4,260	1	4,260
Assistant harbormaster	1	4,260	1	4,260	1	4,260
Master, floating plant	43		52		49.7	
Chief engineer, floating plant	25	201,240	26	218,040	26.2	208,326
Assistant general foreman	5	102,660	5	106,680	5.8	107,382
Power dispatcher	5	20,700	5	20,700	5	23,808
Operator, dredging plant equipment	21	20,640	22	20,640	19.4	20,405
Chief operator, locks division	1	86,580	1	86,580	1	79,908
Assistant foreman, oil handling plants	2	4,128	2	4,128	1	4,099
Electrical supervisor	2	8,160	2	8,160	2	8,079
Operator, control house, junior	1	4,080	1	4,080	1	4,080
Carpenter foreman	20	81,351	23	93,555	22.2	90,920
Painter foreman	1	4,065	1	4,065	1	4,009
Mate, dredging plant equipment	2	8,136	2	8,136	2	8,021
Lockmaster	8	32,169	10	40,200	7.1	28,542
Range less than \$4,000	13	52,893	16	65,097	15.6	61,965
	763		819		774.4	
		2,537,153		2,699,810		2,539,661
Unclassified service, hourly:						
Range \$4,000 or over:						
Driver	2	10,899	3	17,035	1.3	6,896
Lewellingman, patternmaker	1	4,659	1	4,659	1	4,659
Blacksmith, heavy forger	2	8,890	2	8,860	10	40,975
Lewellingman, toolmaker	2	8,652	2	8,652	2	8,652
Lewellingman, coppersmith	6	24,211	6	24,211	6	24,211
Planner and estimator	18	75,618	18	75,618	4	16,804
Lewellingman, molder	1	4,201	1	4,201	1	4,201
Wireman lewellingman, special	2	8,404	2	8,404	2	8,386
Wireman leader, night	1	4,098	1	4,098	1	3,847
Range less than \$4,000	2,223		2,686		2,312.7	
		7,333,814		8,882,160		7,627,021
Total permanent, field	4,524		5,181.7		4,688.5	
Deduct salaries paid by "Pay of the Army" and "Pay and subsistence of naval personnel"	15,663,658		17,814,156		15,428,270	
	142,184		172,010		161,893	
Net permanent, field	4,524		5,181.7		4,688.5	
Native employment	15,521,474		17,642,146		15,266,377	
Temporary employment, field	12,144		12,968		12,206.8	
Part-time employment, field	8,928,682		9,532,879		8,873,063	
Locks overhaul, American employment	1	720	1	720	1.3	1,048
Locks overhaul, native employment	69	225,933	4	3,901	2.2	2,690
Injury and death payments	269	209,300				
Overtime pay, field, Public Laws 49 and 109	100,000		100,000		107,692	
Overtime pay, field, other			471,422		782,927	
Additional compensation, field			3,870,840		4,072,698	
Night-work differential, field			750		3,137	
		119,867		137,807		6,492
01 Personal services (net)	17,007		18,154.7		16,898.8	
	25,106,726		31,764,226		29,116,124	
OTHER OBLIGATIONS						
02 Travel		827,845		885,055		927,010
03 Transportation of things		1,251,628		1,296,478		1,280,897
04 Communication services		95,139		96,751		95,107
05 Rents and utility services		627,949		626,149		640,976
06 Printing and binding		72,615		68,102		69,900
07 Other contractual services		9,510,780		11,355,070		10,347,992
08 Supplies and materials		21,902,558		22,199,078		20,531,813
09 Equipment		1,244,834		1,294,134		654,467
12 Pensions, annuities, and insurance losses		182,000		154,616		111,000
13 Refunds, awards, and indemnities		50,000		50,000		50,000
Total other obligations		35,765,348		38,925,463		34,709,162
Total, maintenance and operation		60,872,074		69,789,689		63,825,286
<i>Offices in the United States</i>						
PERSONAL SERVICES, FIELD						
Clerical, administrative, and fiscal service:						
Grade 15. Range \$8,750 to \$9,800:						
Chief of office and general purchasing officer	1	9,275	1	9,073	1	8,188
Grade 14. Range \$7,175 to \$8,225:						
Assistant chief of office and assistant general purchasing officer	1	7,700	1	7,498	1	6,687
Grade 12. Range \$5,180 to \$6,020:						
Special assistant to the chief of office	1	5,096	1	5,096	0.4	2,373
Assistant to the chief of office	1	6,020	1	6,020	1	5,209
Grade 11. Range \$4,300 to \$5,180:						
Recruitment and personnel officer	1	4,520	1	4,520	1	3,800
Grade 10. Range \$3,970 to \$4,630:						
Chief, awards and orders division	1	4,080	1	4,080	1	3,500
Appointment and transportation officer	1	4,410	1	4,351	1	3,750
Grade 9. Range \$3,640 to \$4,300:						
Chief, shipments and claims section	1	3,860	1	3,860	1	3,300
Chief, administrative correspondence and records section	1	3,970	1	3,940	1	3,375

By objects	Obligations					
	Estimate, 1947		Estimate, 1946		Actual, 1945	
<i>Offices in the United States—Continued</i>						
<b>PERSONAL SERVICES, FIELD—continued</b>						
Clerical, administrative, and fiscal service—Continued	Man-years	Total salary	Man-years	Total salary	Man-years	Total salary
Grade 9. Range \$3,640 to \$4,300—Con.						
Disbursing clerk	1	\$3,860	1	\$3,860	1	\$3,300
Chief clerk, accounting department	1	3,860	1	3,860	1	3,300
Assistant chief, awards and orders division	1	4,300	1	4,300	1	3,700
Grade 8. Range \$3,310 to \$3,970	1	3,640	1	3,555	1	3,025
Grade 7. Range \$2,980 to \$3,640	5	17,210	5	17,112	5	15,469
Grade 6. Range \$2,650 to \$3,310	9	26,600	9	26,226	8	21,209
Grade 5. Range \$2,320 to \$2,980	15	38,100	15	37,712	13	28,072
Grade 4. Range \$2,100 to \$2,496	22	48,600	22	48,192	19	35,423
Grade 3. Range \$1,902 to \$2,298	57	114,880	62	126,264	57	69,183
Grade 2. Range \$1,704 to \$2,100	17	30,618	22	38,423	17	25,054
Grade 1. Range \$1,506 to \$1,902					0	105
Professional service:						
Grade 6. Range \$6,230 to \$7,070:						
Assistant comptroller	1	6,440	1	6,440	1	5,600
Inspecting engineer	1	7,070	1	7,013	1	6,200
Attorney	1	6,440	1	6,440	1	5,700
Grade 5. Range \$5,180 to \$6,020:						
Assistant inspecting engineer	1	6,020	1	5,963	1	5,200
Grade 4. Range \$4,300 to \$5,180:						
Assistant to inspecting engineer	1	4,520	1	4,520	1	3,800
Priorities engineer	1	4,520	1	4,520	1	3,600
Inspector in charge	3	13,560	3	13,560	2	7,000
Production expeditor					1	3,800
Grade 3. Range \$3,640 to \$4,300:						
Office engineer	1	3,860	1	3,860	1	3,300
Assistant, purchasing department (sales surplus property)	1	3,970	1	3,910	1	3,350
Inspector in charge	2	8,050	2	7,905	2	6,775
Engineer	9	34,080	9	33,889	6	51,568
Grade 2. Range \$2,980 to \$3,640	10	32,660	10	32,528	13	36,659
Subprofessional service:						
Grade 8. Range \$2,980 to \$3,640	7	23,610	7	23,377	7	19,800
Grade 7. Range \$2,650 to \$3,310	10	29,660	10	29,341	10	25,518
Grade 6. Range \$2,320 to \$2,980					0	526
Grade 5. Range \$2,100 to \$2,496	1	2,232	1	2,232	2	3,609
Grade 3. Range \$1,704 to \$2,100	1	1,704	1	1,704		
Crafts, protective, and custodial service:						
Grade 4. Range \$1,770 to \$2,166	1	2,034	1	2,016	1	1,665
Grade 3. Range \$1,572 to \$1,902	4	7,080	4	7,034	4	6,212
Grade 2. Range \$1,440 to \$1,770	2	3,012	2	2,901	3	3,959
Unclassified					1	1,627
Total permanent, field	196	541,751	206	557,695	195	450,281
Deduct salaries paid by "Pay of the Army"		5,696		5,606		2,373
Net permanent, field	196	536,055	206	551,999	195	447,908
Temporary employment, field						1,553
Part-time employment, field						94
Overtime pay, field				23,573		89,422
01 Personal services (net)		536,055		575,572		538,977
<b>OTHER OBLIGATIONS</b>						
02 Travel		45,000		47,640		43,244
03 Transportation of things		1,200		1,200		883
04 Communication services		17,716		19,546		16,403
Payment for penalty mail		7,500		7,200		7,308
05 Rents and utility services		204		204		205
06 Printing and binding		4,500		4,500		4,355
07 Other contractual services		8,295		8,295		7,975
08 Supplies and materials		10,265		10,265		9,369
09 Equipment		600		600		145
Total other obligations		95,280		99,450		89,597
Total, offices in the United States		631,335		675,022		628,874
<i>Isthmus and United States combined</i>						
Personal services, field		16,205,049		18,371,851		15,878,551
Deduct salaries paid by "Pay of the Army" and "Pay and subsistence of naval personnel"		147,880		177,706		164,266
Net permanent, field		16,057,529		18,194,145		15,714,285
Temporary employment, field		9,364,635		9,533,599		8,875,604
Part-time employment, field				3,901		2,744
Injury and death payments		100,000		100,000		107,692
Overtime pay, field, Public Laws 49 and 106				494,995		872,349
Overtime pay, field, other				3,870,840		4,072,698
Additional compensation, field		750		4,511		3,137
Night-work differential, field		119,867		137,807		6,492
01 Personal services (net)		25,642,781		32,339,798		29,655,101
Other obligations		35,860,628		38,124,913		34,799,056
Grand total obligations		61,503,409		70,464,711		64,454,160
Increase in working capital				+2,510,855		+2,510,855
Reimbursements for services performed		-35,563,044		-41,241,619		-40,156,508
Receipts from sales, services, and rentals		-14,005,465		-15,415,918		-15,437,240
Net profits to be covered into U. S. Treasury		+1,864,217		+1,696,297		+1,429,812
Reserves for leave, repairs, and replacements:						
Prior year balances available in 1945						-6,955,363
1945 balance available in 1946				-7,903,198		+7,903,198
1946 balance available in 1947		-8,834,423		+8,834,423		
1947 balance available in 1948		+9,394,258				

By objects	Obligations		
	Estimate, 1947	Estimate, 1946	Actual, 1945
<i>Isthmus and United States combined—Con.</i>			
<b>Appropriation balances</b>			
Prior year balances available in 1945			-\$23,804,322
1945 balance available in 1946			+21,122,839
1946 balance available in 1947	-\$1,609,952	+1,609,952	
Drawn from reserves			-2,935,407
Transferred to "Civil government, Panama Canal and Canal Zone"		+291,336	+288,831
Excess of obligations over appropriation due to Public Law 106			-587,000
Estimated savings, unobligated balance		5,000,000	
Total estimate or appropriation	12,749,000	4,137,000	5,830,000
<b>BY PROJECTS OR FUNCTIONS</b>			
<i>Management</i>			
1. Governor's office	\$48,741	\$49,112	\$43,531
Reimbursements and receipts from sales, services, and rentals	-7,886	-8,123	-8,154
Paid from pay of Army or Navy	-25,365	-25,365	-18,974
Net estimate or appropriation	15,490	15,624	16,403
2. Office of engineer of maintenance	82,624	70,488	65,773
Reimbursements and receipts from sales, services, and rentals	-12,000	-11,218	-9,943
Paid from pay of Army or Navy	-8,544	-8,544	-8,449
Net estimate or appropriation	62,080	50,726	45,381
3. Office of comptroller and budget officer	40,279	41,109	35,339
Reimbursements and receipts from sales, services, and rentals	-13,661	-13,908	-11,270
Net estimate or appropriation	26,618	27,201	24,069
Total management, net estimate or appropriation	104,188	93,551	85,853
<i>Canal operation and maintenance</i>			
4. Office of assistant engineer of maintenance	42,931	52,259	51,170
Reimbursements and receipts from sales, services, and rentals		-8,858	-18,842
Paid from pay of Army or Navy	-25,989	-25,830	-20,174
Net estimate or appropriation	16,942	17,571	12,154
5. Locks division	3,393,240	2,977,906	2,295,146
Reimbursements and receipts from sales, services, and rentals	-8,687	-319,395	-285,257
Project work included under improvements and betterments	-500,000	-553,000	-1,587
Other work included in other function	-31,500	-51,500	-31,731
Prior year balance available in 1947	-886,552		
Net estimate or appropriation	1,966,501	2,054,011	1,976,571
6. Office engineering division	391,970	703,868	634,295
Reimbursements and receipts from sales, services, and rentals	-293,070	-408,211	-667,628
Project work included under improvements and betterments		-184,500	+147,061
Other work included in other function	-1,500	-1,500	-478
Paid from pay of Army or Navy		-4,716	-9,700
Net estimate or appropriation	97,400	104,941	103,550
7. Section of meteorology and hydrography	70,490	72,811	69,970
Reimbursements and receipts from sales, services, and rentals	-100	-100	-6,386
Other work included in other function	-24,500	-24,500	-25,054
Net estimate or appropriation	45,890	48,211	38,530
8. Marine division	3,086,461	3,254,058	3,284,261
Reserve accruals	+207,033	+207,033	+200,381
Reserve expenditures	-122,350	-102,350	-111,537
Reimbursements and receipts from sales, services, and rentals	-2,254,903	-2,331,918	-2,443,322
Project work included under improvements and betterments		-53,654	-77,579
Paid from pay of Army or Navy	-33,943	-33,943	-34,006
Net estimate or appropriation	882,298	939,826	818,268
9. Dredging division	5,504,354	6,018,991	5,610,414
Reserve accruals	+895,850	+895,850	+808,672
Reserve expenditures	-625,000	-625,000	-734,253
Reimbursements and receipts from sales, services, and rentals	-2,732,583	-3,209,563	-2,494,302
Project work included under improvements and betterments		-40,168	
Paid from pay of Army or Navy		-4,591	-4,591
Net estimate or appropriation	3,042,621	3,035,519	3,275,960
10. Dams, reservoir, and spillway	86,000	86,000	83,453
Total, canal operation and maintenance, net estimate or appropriation	6,137,652	6,286,079	6,308,516

## THE PANAMA CANAL—Continued

## Maintenance and Operation, Panama Canal—Continued

By projects or functions	Obligations		
	Estimate, 1947	Estimate, 1946	Actual, 1945
<i>Utilities and services</i>			
11. Care of public buildings and grounds.....	\$682,775	\$734,338	\$822,674
Reimbursements and receipts from sales, services, and rentals.....	-416,415	-458,247	-525,849
Paid from pay of Army or Navy.....		-6,351	-3,172
Net estimate or appropriation.....	266,360	269,740	293,653
12. Highways.....	499,500	717,876	500,023
13. Sewers.....	25,000	25,000	48,734
14. Air terminal.....	100,848	97,332	86,508
Reimbursements and receipts from sales, services, and rentals.....	-66,732	-63,999	-66,754
Paid from pay of Army or Navy.....	-5,375	-6,085	-5,378
Net estimate or appropriation.....	28,741	27,248	14,376
15. Personnel administration.....	978,884	961,855	930,562
Reimbursements and receipts from sales, services, and rentals.....	-513,822	-517,756	-541,629
Net estimate or appropriation.....	465,062	444,099	388,933
16. General correspondence and records.....	207,227	224,568	209,675
Reimbursements and receipts from sales, services, and rentals.....	-89,015	-102,237	-79,635
Net estimate or appropriation.....	118,212	122,331	130,040
17. Office of general counsel.....	24,349	27,815	29,304
Reimbursements and receipts from sales, services, and rentals.....	-11,400	-14,342	-16,962
Net estimate or appropriation.....	12,949	13,473	12,342
18. Offices of paymaster and collector.....	149,854	155,079	151,307
Reimbursements and receipts from sales, services, and rentals.....	-99,884	-103,437	-107,310
Net estimate or appropriation.....	49,970	51,642	43,997
19. Accounting department.....	703,633	930,276	875,940
Reimbursements and receipts from sales, services, and rentals.....	-459,033	-662,538	-630,447
Net estimate or appropriation.....	244,600	267,738	245,493
20. Offices in the United States.....	637,031	680,718	631,247
Reimbursements and receipts from sales, services, and rentals.....	-215,550	-347,490	-310,847
Paid from pay of Army or Navy.....	-5,696	-5,696	-2,373
Net estimate or appropriation.....	315,785	327,532	318,027
21. Electric power system.....	1,532,738	969,888	970,391
Reserve accruals.....	+203,557	+203,557	+203,557
Reserve expenditures.....	-640,000		
Reimbursements and receipts from sales, services, and rentals.....	-1,524,610	-1,514,720	-1,558,515
Net profit to be covered into U. S. Treasury.....	+428,315	+341,275	+384,567
Net estimate or appropriation.....			
22. Electrical work.....	3,261,116	3,846,772	2,742,836
Reserve accruals.....	+249,764	+249,764	+244,541
Reserve expenditures.....	-230,750	-230,750	-263,557
Reimbursements and receipts from sales, services, and rentals.....	-3,222,830	-2,897,262	-2,439,932
Project work included under improvements and betterments.....	-20,000	-931,224	-242,678
Other work included in other functions.....	-53,000	-53,000	-57,390
Net profit to be covered into U. S. Treasury.....	+15,700	+15,700	+16,180
Net estimate or appropriation.....			
23. Water system.....	666,836	924,920	626,768
Reserve accruals.....	+178,000	+178,000	+153,077
Reserve expenditures.....	-128,000	-338,000	-26,805
Reimbursements and receipts from sales, services, and rentals.....	-933,605	-933,015	-1,001,038
Other work included in other functions.....			-23,400
Net profit to be covered into U. S. Treasury.....	+216,769	+168,095	+271,398
Net estimate or appropriation.....			
24. Miscellaneous construction work.....	5,195,793	5,330,009	4,685,316
Reserve accruals.....	+139,886	+139,886	+159,401
Reserve expenditures.....	-153,000	-153,000	-570,221
Reserve credit applicable to project work.....		-400,000	+400,000
Reimbursements and receipts from sales, services, and rentals.....	-2,154,200	-2,579,524	-2,846,435
Project work included under improvements and betterments.....	-2,896,000	-2,587,139	-1,697,199
Project work to be included in improvements and betterments.....		+400,000	

By projects or functions	Obligations		
	Estimate, 1947	Estimate, 1946	Actual, 1945
<i>Utilities and services—Continued</i>			
24. Miscellaneous construction work—Continued			
Other work included in other functions.....	-\$200,000	-\$200,000	-\$208,080
Net profit to be covered into U. S. Treasury.....	+67,521	+58,914	+87,228
Paid from pay of Army or Navy.....		-9,146	-10,010
Net estimate or appropriation.....			
25. Mechanical division.....	12,990,498	17,676,801	15,443,241
Reserve accruals.....	+1,071,000	+1,071,000	+1,062,728
Reserve expenditures.....	-950,000	-1,000,000	-845,112
Reimbursements and receipts from sales, services, and rentals.....	-12,909,530	-17,179,156	-15,157,203
Project work included under improvements and betterments.....	-455,000	-861,677	-566,177
Net profit to be covered into U. S. Treasury.....	+296,000	+336,000	+105,491
Paid from pay of Army or Navy.....	-42,968	-42,968	-42,968
Net estimate or appropriation.....			
26. Wharves and piers.....	36,000	36,000	35,480
Reimbursements and receipts from sales, services, and rentals.....	-168,000	-168,000	-123,000
Net profit to be covered into U. S. Treasury.....	+132,000	+132,000	+87,520
Net estimate or appropriation.....			
27. Oil handling plants.....	1,799,545	1,863,144	1,263,343
Reserve accruals.....	+73,247	+73,247	+73,247
Reimbursements and receipts from sales, services, and rentals.....	-2,414,956	-2,414,956	-1,590,797
Net profit to be covered into U. S. Treasury.....	+542,164	+478,565	+254,207
Net estimate or appropriation.....			
28. Storehouses.....	11,868,391	12,079,535	13,577,015
Reserve accruals.....	+55,754	+55,754	+55,842
Reimbursements and receipts from sales, services, and rentals.....	-11,964,741	-12,175,885	-13,673,453
Net profit to be covered into U. S. Treasury.....	+40,596	+40,596	+40,596
Net estimate or appropriation.....			
29. Motor transportation division.....	1,512,765	1,896,312	1,907,543
Reserve accruals.....	+247,486	+247,486	+255,743
Reserve expenditures.....	-238,500	-299,610	-146,999
Reimbursements and receipts from sales, services, and rentals.....	-1,530,026	-1,872,463	-2,114,990
Net profit to be covered into U. S. Treasury.....	+28,275	+28,275	+98,703
Net estimate or appropriation.....			
30. Building division.....	3,484,274	5,144,188	3,909,334
Reserve accruals.....	+83,663	+100,663	+88,536
Reserve expenditures.....	-104,600	-117,600	-116,818
Reimbursements and receipts from sales, services, and rentals.....	-2,143,795	-2,528,994	-3,084,058
Project work included under improvements and betterments.....	-1,333,381	-2,607,625	-809,913
Net profit to be covered into U. S. Treasury.....	+13,839	+13,839	+17,390
Paid from pay of Army or Navy.....		-4,471	-4,471
Net estimate or appropriation.....			
31. Panama Canal Press.....	481,506	492,373	573,712
Reserve accruals.....	+7,748	+7,748	+7,898
Reserve expenditures.....	-10,500	-2,000	-3,260
Reimbursements and receipts from sales, services, and rentals.....	-484,266	-503,573	-590,657
Net profit to be covered into U. S. Treasury.....	+5,452	+5,452	+12,247
Net estimate or appropriation.....			
32. Quarters and subsistence.....	1,706,392	2,129,086	1,820,382
Reserve accruals.....	+377,264	+377,264	+398,079
Reserve expenditures.....	-25,000	-25,000	-34,187
Reimbursements and receipts from sales, services, and rentals.....	-2,058,666	-2,481,350	-2,184,274
Net estimate or appropriation.....			
33. Gasoline service stations.....	240,474	240,834	246,069
Reserve accruals.....	+2,013	+2,013	+2,013
Reimbursements and receipts from sales, services, and rentals.....	-255,273	-255,633	-261,566
Net profit to be covered into U. S. Treasury.....	+12,786	+12,786	+13,484
Net estimate or appropriation.....			
34. Gamboa gravel plant.....	118,770	131,046	112,002
Reimbursements and receipts from sales, services, and rentals.....	-123,570	-135,846	-116,802
Net profit to be covered into U. S. Treasury.....	+4,800	+4,800	+4,800
Net estimate or appropriation.....			

By projects or functions	Obligations		
	Estimate, 1947	Estimate, 1946	Actual, 1945
<i>Utilities and services—Continued</i>			
35. Rental, Hotel Tivoli:			
Reimbursements and receipts from sales, services, and rentals.....	-\$60,000	-\$60,000	-\$36,000
Net profit to be covered into U. S. Treasury.....	+60,000	+60,000	+36,000
Net estimate or appropriation.....			
36. Telephone, telegraph, and signal work:			
Reserve accruals.....			247,568
Reserve expenditures.....			+17,995
Reimbursements and receipts from sales, services, and rentals.....			-36,476
Net estimate or appropriation.....			-229,087
Total, utilities and services, net estimate or appropriation.....	2,026,479	2,266,679	1,995,618
37. Improvements and betterments:			
(a) Special protective works.....	700,000	3,039,140	1,700,549
(b) Silver housing.....	276,000		
(c) Expansion of water system, Pacific side.....	2,169,000		
(d) Steam plant and distribution lines, Gorgas Hospital.....	247,000		
(e) Occupational high schools for alien colored children, La Boca and Silver City.....	369,000		
(f) Six towing locomotives.....	455,000		
(g) Paint shop improvements, Balboa.....	52,000		
(h) Pattern stowage building, mechanical division, Balboa.....	157,600		
(i) Additional nurses' quarters, Corozal Hospital.....	46,981		
(j) Toilet and locker facilities, Pedro Miguel Locks.....	48,300		
(k) Road and street replacements.....	497,000		
(l) Road improvements, Mount Hope Cemetery.....	30,000		
(m) Addition to white elementary school, Gamboa.....	56,500		
(n) Miscellaneous minor improvements.....	100,000		
(o) Noncontinuing construction.....		4,749,247	1,547,523
Prior year balance available in 1947.....	-723,400		
Total improvements and betterments, net estimate or appropriation.....	4,480,981	7,788,387	3,248,072
Obligations against prior year balance.....	+1,609,952		
Total, all projects.....	14,358,952	16,434,606	11,638,059
Net reimbursable activities.....	+47,144,457	+54,030,015	+52,816,101
Grand total obligations.....	61,503,409	70,464,711	64,454,160
Adjustments (see objects schedule for detail).....	-48,754,409	-66,327,711	-58,604,160
Total estimate or appropriation.....	12,749,000	4,137,000	5,850,000

**Community Facilities, Defense Public Works, Office of Administrator, Federal Works Agency (Transfer to Panama Canal) (Recreational Facilities)—**

By objects	Obligations		
	Estimate, 1947	Estimate, 1946	Actual, 1945
10 Lands and structures.....		\$29,432	\$25,280
Received by transfer from "Community facilities, defense public works, Office of Administrator, Federal Works Agency".....			-25,000
Prior year balance available in 1945.....			-29,712
1945 balance available in 1946.....		-29,432	+29,432
Total estimate or appropriation.....			

**Working Fund, Panama Canal (Advance From Federal Works Agency, Public Roads Administration)—**

By objects	Obligations		
	Estimate, 1947	Estimate, 1946	Actual, 1945
<i>For military access roads</i>			
10 Lands and structures.....		\$13,641	\$253,495
Prior year balance available in 1945.....			-267,136
1945 balance available in 1946.....		-13,641	+13,641
Total estimate or appropriation.....			

**Sanitation, Canal Zone, Panama Canal—**

For sanitation, quarantine, hospitals, and medical aid and support of the insane and of lepers and aid and support of indigent persons legally within the Canal Zone, including expenses of their deportation when practicable, the purchase of artificial limbs or other appliances for persons who were injured in the service of the Isthmian Canal Commission or the Panama Canal prior to September 7, 1916, additional compensation to any officer of the United States Public Health Service detailed with the Panama Canal as chief quarantine officer, and payments of not to exceed \$50 in any one case to persons within the Government service who shall furnish blood from their veins for transfusion to the veins of patients in Panama Canal Hospitals, [\$1,784,200] \$2,010,000. (48 U. S. C. 1305; Act of Mar. 31, 1945, Public Law 24.)

Estimate 1947, \$2,010,000

Appropriated 1946, \$1,784,200

By objects	Obligations					
	Estimate, 1947		Estimate, 1946		Actual, 1945	
<i>Health Department</i>						
<b>PERSONAL SERVICES, FIELD 1</b>						
Professional service:	Man-years	Total salary	Man-years	Total salary	Man-years	Total salary
Grade 7. Range \$8,968.75 to \$9,800:						
Chief health officer.....	1	\$9,216	1	\$9,216	1	\$8,000
Grade 6. Range \$7,787.50 to \$8,837.50:						
Assistant chief health officer.....	1	7,788	1	7,788	0.5	3,597
Principal medical officer.....	3	24,085	3	24,085	3	21,000
Grade 5. Range \$6,475 to \$7,525:						
Senior medical officer.....	13	88,902	13	88,902	12.2	71,833
Sanitary engineer.....	1	6,738	1	6,738	1	5,773
Chief quarantine officer.....	1	6,584	1	6,584	1	5,750
Grade 4. Range \$5,375 to \$6,475:						
Chemist.....	1	6,475	1	6,475	1	5,696
Medical officer.....	21		21		20.1	
Dental officer.....	2	120,898	2	120,898		100,324
Grade 3. Range \$4,550 to \$5,375:						
Associate sanitary engineer.....	1	4,929	1	4,929	1	4,219
Associate chemist.....	1	4,825	1	4,825	1	4,094
Associate medical officer.....	95	457,268	95	457,268	83	342,871
Veterinarian and meat inspector.....	1	4,791	1	4,791	1	4,072
Associate dental officer.....	20	93,710	20	93,710	13.5	55,086
Grade 2. Range \$3,725 to \$4,550:						
Grade 1. Range \$2,900 to \$3,725:						
Clerical, administrative, and fiscal service:						
Grade 10. Range \$4,962.50 to \$5,787.50:						
Executive assistant.....	1	5,513	1	5,513	1	4,773
Grade 9. Range \$4,550 to \$5,375:						
Senior administrative assistant.....	1	4,825	1	4,825	1.1	4,517
Grade 7. Range \$3,725 to \$4,550:						
Grade 6. Range \$3,312.50 to \$4,137.50:						
Grade 5. Range \$2,900 to \$3,725:						
Grade 4. Range \$2,925 to \$3,129:						
Grade 3. Range \$2,375 to \$2,925:						
Grade 2. Range \$2,130 to \$2,625:						
Grade 1. Range \$1,825 to \$2,375:						
Subprofessional service:						
Grade 8. Range \$3,725 to \$4,550:						
Grade 7. Range \$3,312.50 to \$4,137.50:						
Grade 6. Range \$2,900 to \$3,725:						
Grade 5. Range \$2,625 to \$3,129:						
Grade 4. Range \$2,375 to \$2,925:						
Grade 3. Range \$2,130 to \$2,625:						
Grade 2. Range \$1,825 to \$2,375:						
Grade 1. Range \$1,525 to \$2,075:						
Grade 8. Range \$3,725 to \$4,550:						
Grade 7. Range \$3,312.50 to \$4,137.50:						
Grade 6. Range \$2,900 to \$3,725:						
Grade 5. Range \$2,625 to \$3,129:						
Grade 4. Range \$2,375 to \$2,925:						
Grade 3. Range \$2,130 to \$2,625:						
Grade 2. Range \$1,825 to \$2,375:						
Grade 1. Range \$1,525 to \$2,075:						
Grade 3. Range \$2,130 to \$2,625:						
Grade 2. Range \$1,825 to \$2,375:						
Grade 1. Range \$1,525 to \$2,075:						
Grade 3. Range \$2,130 to \$2,625:						
Grade 2. Range \$1,825 to \$2,375:						
Grade 1. Range \$1,525 to \$2,075:						
Grade 3. Range \$2,130 to \$2,625:						
Grade 2. Range \$1,825 to \$2,375:						
Grade 1. Range \$1,525 to \$2,075:						
Grade 3. Range \$2,130 to \$2,625:						
Grade 2. Range \$1,825 to \$2,375:						
Grade 1. Range \$1,525 to \$2,075:						
Grade 3. Range \$2,130 to \$2,625:						
Grade 2. Range \$1,825 to \$2,375:						
Grade 1. Range \$1,525 to \$2,075:						
Grade 3. Range \$2,130 to \$2,625:						
Grade 2. Range \$1,825 to \$2,375:						
Grade 1. Range \$1,525 to \$2,075:						
Grade 3. Range \$2,130 to \$2,625:						
Grade 2. Range \$1,825 to \$2,375:						
Grade 1. Range \$1,525 to \$2,075:						
Grade 3. Range \$2,130 to \$2,625:						
Grade 2. Range \$1,825 to \$2,375:						
Grade 1. Range \$1,525 to \$2,075:						
Grade 3. Range \$2,130 to \$2,625:						
Grade 2. Range \$1,825 to \$2,375:						
Grade 1. Range \$1,525 to \$2,075:						
Grade 3. Range \$2,130 to \$2,625:						
Grade 2. Range \$1,825 to \$2,375:						
Grade 1. Range \$1,525 to \$2,075:						
Grade 3. Range \$2,130 to \$2,625:						
Grade 2. Range \$1,825 to \$2,375:						
Grade 1. Range \$1,525 to \$2,075:						
Grade 3. Range \$2,130 to \$2,625:						
Grade 2. Range \$1,825 to \$2,375:						
Grade 1. Range \$1,525 to \$2,075:						
Grade 3. Range \$2,130 to \$2,625:						
Grade 2. Range \$1,825 to \$2,375:						
Grade 1. Range \$1,525 to \$2,075:						
Grade 3. Range \$2,130 to \$2,625:						
Grade 2. Range \$1,825 to \$2,375:						
Grade 1. Range \$1,525 to \$2,075:						
Grade 3. Range \$2,130 to \$2,625:						
Grade 2. Range \$1,825 to \$2,375:						
Grade 1. Range \$1,525 to \$2,075:						
Grade 3. Range \$2,130 to \$2,625:						
Grade 2. Range \$1,825 to \$2,375:						
Grade 1. Range \$1,525 to \$2,075:						
Grade 3. Range \$2,130 to \$2,625:						
Grade 2. Range \$1,825 to \$2,375:						
Grade 1. Range \$1,525 to \$2,075:						
Grade 3. Range \$2,130 to \$2,625:						
Grade 2. Range \$1,825 to \$2,375:						
Grade 1. Range \$1,525 to \$2,075:						
Grade 3. Range \$2,130 to \$2,625:						
Grade 2. Range \$1,825 to \$2,375:						
Grade 1. Range \$1,525 to \$2,075:						
Grade 3. Range \$2,130 to \$2,625:						
Grade 2. Range \$1,825 to \$2,375:						
Grade 1. Range \$1,525 to \$2,075:						
Grade 3. Range \$2,130 to \$2,625:						
Grade 2. Range \$1,825 to \$2,375:						
Grade 1. Range \$1,525 to \$2,075:						
Grade 3. Range \$2,130 to \$2,625:						
Grade 2. Range \$1,825 to \$2,375:						
Grade 1. Range \$1,525 to \$2,075:						
Grade 3. Range \$2,130 to \$2,625:						
Grade 2. Range \$1,825 to \$2,375:						
Grade 1. Range \$1,525 to \$2,075:						
Grade 3. Range \$2,130 to \$2,625:						
Grade 2. Range \$1,825 to \$2,375:						
Grade 1. Range \$1,525 to \$2,075:						
Grade 3. Range \$2,130 to \$2,625:						
Grade 2. Range \$1,825 to \$2,375:						
Grade 1. Range \$1,525 to \$2,075:						
Grade 3. Range \$2,130 to \$2,625:						
Grade 2. Range \$1,825 to \$2,375:						
Grade 1. Range \$1,525 to \$2,075:						
Grade 3. Range \$2,130 to \$2,625:						
Grade 2. Range \$1,825 to \$2,375:						
Grade 1. Range \$1,525 to \$2,075:						
Grade 3. Range \$2,130 to \$2,625:						
Grade 2. Range \$1,825 to \$2,375:						
Grade 1. Range \$1,525 to \$2,075:						
Grade 3. Range \$2,130 to \$2,625:						
Grade 2. Range \$1,825 to \$2,375:						
Grade 1. Range \$1,525 to \$2,075:						
Grade 3. Range \$2,130 to \$2,625:						
Grade 2. Range \$1,825 to \$2,375:						
Grade 1. Range \$1,525 to \$2,075:						
Grade 3. Range \$2,130 to \$2,625:						
Grade 2. Range \$1,825 to \$2,375:						
Grade 1. Range \$1,525 to \$2,075:						
Grade 3. Range \$2,130 to \$2,625:						



THE PANAMA CANAL—Continued

Sanitation, Canal Zone, Panama Canal—Continued

By objects	Obligations		
	Estimate, 1947	Estimate, 1946	Actual, 1945
<i>Health Department—Continued</i>			
OTHER OBLIGATIONS—continued			
06 Printing and binding.....	\$15,000	\$15,000	\$12,885
07 Other contractual services.....	230,656	248,656	201,867
08 Supplies and materials.....	1,009,961	1,073,901	1,084,434
09 Equipment.....	65,000	65,000	63,009
Total other obligations.....	1,755,957	1,798,957	1,752,632
Grand total obligations.....	4,396,172	4,629,511	4,275,463
Reimbursements for services performed.....	-948,817	-932,400	-953,177
Receipts from sales, services, and rentals.....	-1,437,355	-1,435,881	-1,468,286
Net total obligations.....	2,010,000	2,261,200	1,854,000
Excess of obligations over appropriation due to Public Law 106.....		-477,000	
Total estimate or appropriation.....	2,010,000	1,784,200	1,854,000
<b>BY PROJECTS OR FUNCTIONS</b>			
1. Chief health office.....	\$106,188	\$108,856	\$104,596
Paid from pay of Army or Navy.....	-28,363	-28,363	-24,775
Net estimate or appropriation.....	77,825	80,493	79,821
2. Hospitals.....	3,152,302	3,321,576	3,180,389
Reimbursements and receipts from sales and services.....	-1,507,522	-1,499,586	-1,533,995
Paid from pay of Army or Navy.....	-365,168	-387,653	-363,568
Net estimate or appropriation.....	1,279,612	1,434,337	1,282,826
3. Dental clinics.....	131,199	132,403	96,897
Reimbursements and receipts from sales and services.....	-120,000	-118,726	-118,094
Paid from pay of Army or Navy.....	-71,216	-72,490	-45,163
Net estimate or appropriation.....	-60,017	-58,813	-66,360
4. Venereal disease control.....	225,529	230,217	
Paid from pay of Army or Navy.....	-33,527	-33,227	
Net estimate or appropriation.....	192,002	196,990	
5. Dispensaries.....	357,133	376,655	326,241
Reimbursements and receipts from sales and services.....	-97,400	-94,940	-95,971
Paid from pay of Army or Navy.....	-106,118	-108,578	-77,940
Net estimate or appropriation.....	153,615	172,537	152,330
6. Cemeteries.....	27,416	27,416	27,293
Reimbursements and receipts from sales and services.....	-6,900	-6,900	-6,748
Net estimate or appropriation.....	20,516	20,516	20,545
7. Quarantine and immigration.....	182,138	185,874	180,785
Reimbursements and receipts from sales and services.....	-110,000	-109,237	-107,960
Paid from pay of Army or Navy.....	-26,144	-26,907	-24,920
Net estimate or appropriation.....	45,994	49,730	47,905
8. Sanitation.....	877,836	943,093	932,875
Reimbursements and receipts from sales and services.....	-544,350	-538,952	-558,695
Paid from pay of Army or Navy.....	-33,033	-38,431	-37,247
Net estimate or appropriation.....	300,453	365,710	336,933
Net total obligations.....	2,010,000	2,261,200	1,854,000
Adjustments (see objects schedule for detail).....		-477,000	
Total estimate or appropriation.....	2,010,000	1,784,200	1,854,000

Working Fund, Panama Canal (Advance From War Department)—

By objects	Obligations		
	Estimate, 1947	Estimate, 1946	Actual, 1945
<i>For hospitalization of military personnel</i>			
07 Other contractual services.....		\$381,000	\$381,033
Advanced from War Department.....		-381,000	-417,000
Estimated savings, unobligated balance.....			+35,967
Total estimate or appropriation.....			

Community Facilities, Defense Public Works, Office of Administrator, Federal Works Agency (Transfer to Panama Canal) (Sanitation)—

By objects	Obligations		
	Estimate, 1947	Estimate, 1946	Actual, 1945
01 Personal services (net).....			\$90,353
OTHER OBLIGATIONS			
02 Travel.....			7,464
03 Transportation of things.....			199
04 Communication services.....			617
05 Rents and utility services.....			224
06 Printing and binding.....			665
07 Other contractual services.....			45,903
08 Supplies and materials.....			50,783
09 Equipment.....			9,952
Total other obligations.....			115,807
Grand total obligations.....			206,160
Received by transfer from "Community facilities, defense public works, Office of Administrator, Federal Works Agency".....			-39,505
Prior year balance available in 1945.....			-179,697
Estimated savings, unobligated balance.....			13,042
Total estimate or appropriation.....			

Civil Government, Panama Canal and Canal Zone—

For civil government of the Panama Canal and Canal Zone, including gratuities and necessary clothing for indigent discharged prisoners, **[\$1,377,000]** \$2,406,000. (48 U. S. C. 1505, 1548, 1552; Act of Mar. 31, 1945, Public Law 24.)

Estimate 1947, \* \$2,406,000      Appropriated 1946, \$1,377,000

\* Includes \$330,102 previously carried under "Maintenance and operation, Panama Canal." For comparative purposes the amounts provided for 1945 and 1946 are shown in the schedule as transfers.

By objects	Obligations				
	Estimate, 1947		Estimate, 1946		Actual, 1945
	Man-years	Total salary	Man-years	Total salary	Man-years Total salary
<b>PERSONAL SERVICES, FIELD <sup>1</sup></b>					
Clerical, administrative, and fiscal service:					
Grade 14. Range \$8,968.75 to \$9,800:					
Executive secretary.....	1	\$9,625	1	\$9,625	1 \$9,479
Grade 12. Range \$6,475 to \$7,525:					
Chief of civil affairs division.....	1	7,525	1	7,394	1 6,500
Assistant executive secretary.....	1	7,263	1	7,263	1 6,312
Chief of police and fire division.....	1	6,737	1	6,737	1 5,750
Grade 10. Range \$4,962.50 to \$5,787.50:					
Executive assistant.....	1	5,513	1	5,513	1 5,262
Grade 9. Range \$4,550 to \$5,375:					
Assistant chief of civil affairs division.....	1	5,375	1	5,375	1 4,687
Grade 8. Range \$4,137.50 to \$4,962.50.....	2	8,962	2	8,962	2 7,625
Grade 7. Range \$3,725 to \$4,550.....	6	24,687	7	28,459	7 24,049
Grade 6. Range \$3,312.50 to \$4,137.50.....	3	11,174	3	11,128	2.9 9,084
Grade 5. Range \$2,900 to \$3,725.....	5	15,738	5	15,601	4.7 12,208
Grade 4. Range \$2,487.50 to \$3,312.50.....	10	28,861	12	34,277	11.4 26,474
Grade 3. Range \$2,075 to \$2,900.....	14	36,475	14	36,069	13 27,237
Grade 2. Range \$1,662.50 to \$2,487.50.....	10	22,372	10	22,145	13 23,194
Grade 1. Range \$1,250 to \$2,075.....	3	5,978	3	5,909	3.2 4,885
Professional service:					
Grade 5. Range \$6,475 to \$7,525:					
Superintendent of schools.....	1	7,000	1	6,934	1 6,000
Grade 4. Range \$5,375 to \$6,475:					
Assistant superintendent of schools.....	1	5,925	1	5,856	1 5,000
Magistrate.....	2.4	13,450	2.4	13,450	2.4 11,519
Grade 3. Range \$4,550 to \$5,375:					
Assistant to superintendent of schools.....	1	4,825	1	4,825	1 4,125
High school principal.....	2	9,512	2	9,363	2 8,000
Chief of section.....	1	4,688	1	4,688	1 3,977
Dean, junior college.....	1	4,550	1	4,527	1 3,875
Grade 2. Range \$3,725 to \$4,550.....	6	24,000	3	12,621	3 10,169
Grade 1. Range \$2,900 to \$3,725.....	2	6,626	2	6,534	2 5,416
Subprofessional service:					
Grade 7. Range \$3,312.50 to \$4,137.50.....	2	7,312	2	7,312	2 6,125
Grade 6. Range \$2,900 to \$3,725.....	6	19,737	6	19,602	5 14,250
Grade 5. Range \$2,487.50 to \$3,312.50.....	9	24,447	9	24,092	9 19,785
Grade 4. Range \$2,075 to \$2,900.....	4	10,583	4	10,480	4 8,619
Grade 3. Range \$1,662.50 to \$2,487.50.....	6	13,522	6	13,419	5 9,308
Grade 2. Range \$1,250 to \$2,075.....	1	1,965	1	1,965	1.1 1,673
Unclassified service, monthly:					
Range \$4,000 or over:					
Assistant chief, police and fire division.....	1	5,232	1	5,232	1 4,375
Chief of customs.....	2	9,650	2	9,650	2 8,437
Captain, police.....	6	28,224	6	28,224	6 24,000
Captain, fire.....	2	9,540	2	9,540	2 8,000
Range less than \$4,000.....	517	1,644,967	493	1,573,133	489.1 1,278,030
Total permanent, field.....	632.4	2,052,040	608.4	1,975,893	603.7 1,613,429

<sup>1</sup> Ranges established under Executive Order 1888, Feb. 2, 1914, by authority of the act of Aug. 24, 1912, 37 Stat. 561, as amended by act of July 9, 1937, 50 Stat. 487.





THE PANAMA CANAL—Continued

Postal Funds, Canal Zone—Continued

By objects	Obligations					
	Estimate, 1947		Estimate, 1946		Actual, 1945	
<b>Bureau of Posts</b>						
<b>PERSONAL SERVICES, FIELD 1</b>						
Clerical, administrative, and fiscal service:						
Grade 9. Range \$4,550 to \$5,375:						
Inspector.....	1	\$5,375	1	\$5,375	1	\$4,600
Grade 8. Range \$4,137.50 to \$4,962.50.....						
Grade 3. Range \$2,377.50 to \$2,872.50.....	5	11,956	5	11,886	4.5	1,827
Grade 2. Range \$2,130 to \$2,625.....	4	7,860	4	7,860	4.1	9,241
Grade 1. Range \$1,882.50 to \$2,377.50.....					0.2	7,344
Crafts, protective, and custodial service:						
Grade 5. Range \$2,460 to \$2,955.....	1	2,700	1	2,700	1	2,175
Unclassified service, monthly:						
Range \$4,000 or over:						
First-class postmaster.....	3	14,750	3	14,750	3.4	14,534
Range less than \$4,000.....	59	191,694	59	191,138	62.9	178,641
Total permanent, field.....	73	234,335	73	233,709	77.9	218,707
Native employment, field.....	41	38,000	41	38,000	41.3	36,931
Overtime pay, field.....						43,096
Night-work differential.....		560		560		
01 Personal services (net).....	114	272,895	114	333,000	119.2	298,734
<b>OTHER OBLIGATIONS</b>						
02 Travel.....		600		600		930
03 Transportation of things.....		106,570		106,570		157,231
04 Communication services.....		1,454		1,454		1,381
05 Rents and utility services.....		4,000		4,000		719
06 Printing and binding.....		3,500		3,500		3,853
07 Other contractual services.....		10,305		10,305		10,091
08 Supplies and materials.....		3,500		3,500		3,451
09 Equipment.....		500		500		230
Total other obligations.....		127,729		127,729		177,986
Grand total obligations.....		400,624		460,729		476,720
Prior year balance available in 1945.....						-57,128
1945 balance available in 1946.....				-131,050		+131,050
1946 balance available in 1947.....				+65,929		
1947 balance available in 1948.....				+58,805		
Total estimate or appropriation.....		393,500		395,608		550,642

1 Ranges established under Executive Order 1888, Feb. 2, 1914, by authority of the act of Aug. 24, 1912, 37 Stat. 561, as amended by act of July 9, 1937, 50 Stat. 487.

Special deposit accounts:

Panama Canal Clubhouses—

Clubhouses are operated on a self-supporting basis in all civilian towns to provide essential services, such as restaurants, soda fountains, sale of tobacco, candies, magazines, and miscellaneous toilet and personal articles; moving pictures, bowling alleys, billiards, and assembly rooms, and other welfare and recreational facilities. (48 U. S. C. 1305; Executive Order 2135, February 4, 1915.)

By objects	Obligations					
	Estimate, 1947		Estimate, 1946		Actual, 1945	
<b>PERSONAL SERVICES, FIELD</b>						
Clerical, administrative, and fiscal service:						
Grade 12. Range \$6,475 to \$7,525:						
Director.....	1	\$6,737	1	\$6,737	1.1	\$6,222
Grade 11. Range \$5,375 to \$6,475:						
Associate director.....					1	4,952
Grade 10. Range \$4,962.50 to \$5,787.50:						
Assistant director.....	1	4,962	1	4,962	1.3	5,649
Grade 9. Range \$4,550 to \$5,375:						
Motion picture manager.....	1	4,825	1	4,825	1	4,035
Supervisor of restaurants.....	1	4,687	1	4,687	1	4,120
Grade 8. Range \$4,137.50 to \$4,962.50.....	7	31,252	7	31,252	6.2	23,256
Grade 7. Range \$3,725 to \$4,550.....	6	22,899	6	22,899	5.9	20,094
Grade 6. Range \$3,312.50 to \$4,137.50.....	4	14,350	4	14,350	6	20,174
Grade 4. Range \$2,625 to \$3,120.....	2	5,332	2	5,332	1.6	3,802
Grade 3. Range \$2,377.50 to \$2,872.50.....	3	9,756	3	9,756	2.6	5,318
Grade 2. Range \$2,130 to \$2,625.....	9	22,124	9	22,124	10.9	20,171
Grade 1. Range \$1,882.50 to \$2,377.50.....	10	15,965	10	15,965	10.7	14,019
Crafts, protective, and custodial service:						
Grade 10. Range \$3,725.00 to \$4,550.00.....	8	31,173	8	31,173	10.6	36,595
Grade 9. Range \$3,312.50 to \$4,137.50.....	18	61,271	18	61,271	15.3	45,463
Grade 8. Range \$3,175.00 to \$4,000.00.....	7	22,636	7	22,636	5.3	14,930
Grade 7. Range \$2,955.00 to \$3,587.50.....	10	30,043	10	30,043	9.1	22,308
Grade 6. Range \$2,707.50 to \$3,202.50.....	8	21,821	8	21,821	6.1	13,538
Grade 5. Range \$2,460.00 to \$2,955.00.....	7	17,384	7	17,384	5.7	10,885
Grade 3. Range \$1,965.00 to \$2,377.50.....	3	5,895	3	5,895	3.5	5,864

By objects

Obligations

By objects	Obligations					
	Estimate, 1947		Estimate, 1946		Actual, 1945	
<b>PERSONAL SERVICES, FIELD—continued</b>						
Unclassified service, monthly:						
Range \$4,000 or over:						
Supervisor of buildings and equipment.....	1	\$4,020	1	\$4,020	1.1	\$4,583
Range less than \$4,000.....	37	68,833	37	68,833	29.3	45,085
Total permanent, field.....	144	405,965	144	405,965	135.9	335,064
Native employment, field.....	1,989	886,749	1,989	886,749	1,777	861,749
Part-time employment, field.....	36	35,114	36	35,114	46.1	34,948
W. A. E. employment, field.....	30	22,050	30	22,050	29.6	19,837
Overtime pay, field.....				104,794		71,532
Night-work differential, field.....		12,600		12,600		
01 Personal services (net).....	2,199	1,362,478	2,199	1,467,272	1,988.6	1,323,130
<b>OTHER OBLIGATIONS</b>						
02 Travel.....		14,570		15,055		16,365
03 Transportation of things.....		29,240		30,295		32,377
04 Communication services.....		8,180		8,300		8,499
05 Rents and utility services.....		116,489		120,676		127,222
06 Printing and binding.....		3,000		3,000		3,817
07 Other contractual services.....		462,283		513,623		688,492
08 Supplies and materials.....		2,670,095		2,836,460		2,989,080
09 Equipment.....		45,000		50,000		58,292
10 Lands and structures.....		540,000		406,200		276,798
Total other obligations.....		3,888,857		3,983,609		4,200,942
Grand total obligations.....		5,251,335		5,450,881		5,524,072
Receipts from sales, services, and rentals.....		-5,249,335		-5,498,915		-5,814,132
Reserve for leave:						
Prior year balance available in 1945.....						-107,487
1945 balance available in 1946.....				-104,141		+104,141
1946 balance available in 1947.....				+102,175		
1947 balance available in 1948.....				+100,175		
Surplus funds available:						
Prior year balance available in 1945.....						-1,128,750
1945 balance available in 1946.....				-1,422,156		+1,422,156
1946 balance available in 1947.....				+1,472,156		
1947 balance available in 1948.....				+1,472,156		
Total estimate or appropriation.....						

Municipal Works, Panama and Colon—

Pursuant of Article VII of the 1903 Treaty with the Republic of Panama, contract was entered into in 1907 between the Isthmian Canal Commission (Panama Canal) and the Republic of Panama, under which the Commission constructed the water distribution and sewer systems, as well as some paving in the cities of Panama and Colon, in order to provide necessary utilities for those cities. The Panama Canal has maintained the water and sewer systems and pavements, and extends and improves them on properly authorized and approved requests by the Republic of Panama. The Canal has collected the water rentals from the water consumers and applies the proceeds thereof to cover the cost of the water; maintenance, extension, and improvement of the systems; amortization of the investment; and interest at the rate of 2 percent on the un-amortized balance. In accordance with the joint resolution approved May 3, 1943 (Public Law 48), the transfer of the water and sewer systems in Panama and Colon is now being negotiated, and upon such transfer, interest and amortization will cease to accrue to the United States. The schedule below is based on the transfer being effected as of December 31, 1945. The estimated obligations beyond January 1, 1946, provide for expenditures from the accrued surplus to undertake any requested and approved extensions and improvements to the water and sewer systems.

By objects	Obligations		
	Estimate, 1947	Estimate, 1946	Actual, 1945
05 Rents and utility services (cost of water).....		\$100,000	\$168,989
07 Other contractual services.....	\$500,000	600,062	697,314
14 Interest.....		19,750	32,283
15 Public debt retirement.....		28,190	56,377
Grand total obligations.....	500,000	748,002	954,963
Receipts from sale of water.....		-572,500	-1,095,694
Prior year surplus available in 1945.....			-1,177,771
1945 surplus available in 1946.....			+1,318,502
1946 surplus available in 1947.....			+1,143,000
1947 surplus available in 1948.....			+643,000
Total estimate or appropriation.....			

Claims, Judgments, and Private Relief Acts—

13 Refunds, awards, and indemnities: Obligations—1945, \$5,157.57.

Total, Panama Canal, general and special accounts:

Estimate 1947, \$18,676,500      Appropriated 1946, \$8,567,052  
 Revised 1946, \$8,504,408

Statement of proposed expenditures for purchase, maintenance, repair, and operation of passenger-carrying vehicles for the fiscal year ending June 30, 1947

THE PANAMA CANAL

Appropriation	Vehicles (motor unless otherwise indicated) to be purchased		Old vehicles to be exchanged		Net cost of vehicles to be purchased	Old vehicles still to be used	Total maintenance, repair, and operation, all vehicles	Public purpose and users
	Number	Gross cost	Number	Allowance (estimated)				
Maintenance and operation, Panama Canal.	14	\$21,000	14	\$5,300	\$15,700	160	\$273,020	All new cars are replacements. Sedans and coupes are on call for use of the Governor, other officials, and others entitled to official transportation in the discharge of their official duties. The coupes are assigned to departments and divisions for use by time, accounting, property, and sanitary inspectors, and by construction and maintenance superintendents, supervisors, and foremen in field work. The station wagons will be used for transportation of pilots, admeasurers, customs, quarantine, and immigration officials, and for route transportation, where requirements exceed the capacity of sedans. The busses are on call for transportation of large numbers of employees of all units of the Panama Canal and Panama Railroad Co.
Civil Government, Panama Canal and Canal Zone.	6	6,000	6	1,800	4,200	24	11,700	All new cars are replacements and will be used by the chief of police, fire inspector, and policemen on patrol in addition to the old cars.
Total.....	20	27,000	20	7,100	19,900	184	284,720	

<sup>1</sup> Includes 5 station wagons and 3 busses.

<sup>2</sup> Includes 15 station wagons and 61 busses.

In addition to the foregoing sums there is [appropriated] hereby made available for the fiscal year [1946] 1947 for expenditures and reinvestment under the several heads of appropriation aforesaid, without being covered into the Treasury of the United States, and to remain available until expended, all moneys received by the Panama Canal during the fiscal year [1946] 1947 and prior fiscal years (exclusive of net profits for such prior fiscal years) from services rendered or materials and supplies furnished to the United States, the Panama Railroad Company, the Canal Zone government, or to their employees, respectively, or to the Panama Government, from hotel and hospital supplies and services; from rentals, wharfage, and like service; from labor, materials, and supplies and other services furnished to vessels other than those passing through the Canal, and to others unable to obtain the same elsewhere; from the sale of scrap and other byproducts of manufacturing and shop operations; from the sale of obsolete and unserviceable materials, supplies, and equipment purchased or acquired for the operation, maintenance, protection, sanitation, and government of the Canal and Canal Zone; and any net profits accruing from such business to the Panama Canal shall annually be covered into the Treasury of the United States.

There is also [appropriated] made available for the fiscal year [1946] 1947 for the operation, maintenance, and extension of waterworks, sewers, and pavements in the cities of Panama and Colon, to remain available until expended, the necessary portions of such sums as shall be paid during that fiscal year as water rentals or directly by the Government of Panama for such expenses; and notwithstanding the transfer of the waterworks and sewer systems pursuant to the joint resolution approved May 3, 1943 (Public Law 48), any unexpended balances of the sums [appropriated] made available by this paragraph, together with the unexpended balances of sums [appropriated] heretofore made available for the same purpose in prior fiscal years, shall be immediately available and shall remain available until expended for the purposes for which [appropriated] they were made available.

SEC. 2. [No part of any appropriation contained in this Act shall be used directly or indirectly, except for temporary employment in case of emergency, for the payment of any civilian for services rendered by him on the Canal Zone while occupying a skilled, technical, clerical, administrative, executive, or supervisory position unless such person is a citizen of the United States of America or of the Republic of Panama: *Provided, however,* (1) That, notwithstanding] *Notwithstanding* the provision in the Act approved August 11, 1939 (53 Stat. 1409), limiting employment in [the above-mentioned] certain positions to citizens of the United States [from and after the date of the approval of said Act], citizens of Panama may be employed in such positions; (2) that at no time shall the number of Panamanian citizens employed in the above-mentioned positions exceed the number of citizens of the United States so employed, if United States citizens are available in continental United States or on the Canal Zone; (3) that nothing in this Act shall prohibit the continued employment of any person who shall have rendered fifteen or more years of faithful and honorable service on the Canal Zone; (4) that in the selection of personnel for skilled, technical, administrative, clerical, supervisory, or executive positions, the controlling factors in filling these positions shall be efficiency, experience, training, and education; (5) that all citizens of Panama and the United States rendering

skilled, technical, clerical, administrative, executive, or supervisory service on the Canal Zone under the terms of this Act (a) shall normally be employed not more than forty hours per week, (b) may receive as compensation equal rates of pay based upon rates paid for similar employment in continental United States plus 25 per centum; (6) this entire section shall apply only to persons employed in skilled, technical, clerical, administrative, executive, or supervisory positions on the Canal Zone directly or indirectly by any branch of the United States Government or by any corporation or company whose stock is owned wholly or in part by the United States Government: *Provided further,* That the President may suspend from time to time in whole or in part compliance with this section in time of war or national emergency if he should deem such course to be in the public interest].

SEC. 3. No part of any appropriation contained in this Act shall be used to pay the salary or wages of any person who advocates, or who is a member of an organization that advocates, the overthrow of the Government of the United States by force or violence: *Provided,* That for the purposes hereof an affidavit shall be considered prima facie evidence that the person making the affidavit does not advocate, and is not a member of an organization that advocates, the overthrow of the Government of the United States by force or violence: *Provided further,* That any person who advocates, or who is a member of an organization that advocates, the overthrow of the Government of the United States by force or violence and accepts employment the salary or wages for which are paid from any appropriation in this Act shall be guilty of a felony and, upon conviction, shall be fined not more than \$1,000 or imprisoned for not more than one year, or both: *Provided further,* That the above penalty clause shall be in addition to, and not in substitution for, any other provisions of existing law.

SEC. 4. The Governor of the Panama Canal is hereby authorized to employ by contract or otherwise without regard to section 3709, Revised Statutes, and at such rates [(not to exceed \$50 per day for individuals exclusive of necessary travel expenses)] as he may determine, the services of architects, engineers, and other technical and professional personnel, or firms or corporations thereof, as may be necessary.

SEC. 5. Appropriations for the Military Establishment and for civil functions administered by the War Department for the fiscal year [1946] 1947 may be used for carrying into effect the Act entitled "An Act to provide for the settlement of claims for damage to or loss or destruction of property or personal injury or death caused by military personnel or civilian employees, or otherwise incident to activities, of the War Department or of the Army", approved July 3, 1943. (*Act of Mar. 31, 1945, Public Law 24.*)

Total, general and special accounts, civil functions and Panama Canal:

Estimate 1947, \$320,675,000	Appropriated 1946, \$260,536,192
	Revised 1946, \$260,913,548

Total, civil functions, trust accounts:

Estimate 1947, \$1,509,130	Appropriated 1946, \$1,281,100
	Revised 1946, \$1,387,535



# DISTRICT OF COLUMBIA

## Summary of estimates of appropriation for the fiscal year 1947, compared with appropriations for the fiscal year 1946

[The 1947 Budget estimates make specific provision for additional costs made necessary by pay legislation enacted near the close of the fiscal year 1945. The 1946 appropriations did not make specific provision for any such costs and thus the appropriations shown below are not comparable with the 1947 estimates to whatever extent deficiency appropriations may be necessary to meet these added costs]

Classification	1947 Budget estimates	1946 appropriations	Increase (+) or decrease (-), 1947 estimates over 1946 appropriations
Annual appropriations:			
General administration .....	1 \$385,200.00	1 \$325,400.00	+\$59,800.00
Fiscal service .....	2 1,037,800.00	2 906,400.00	+131,400.00
Compensation and retirement fund expenses .....	1,354,200.00	3 1,368,580.00	-14,380.00
District debt service:			
General fund .....	800,000.00	122,000.00	+678,000.00
Highway fund .....	125,000.00	44,000.00	+81,000.00
Water fund .....		250,000.00	-250,000.00
Total debt service, all funds .....	925,000.00	416,000.00	+509,000.00
Public works investment fund .....		5,000,000.00	-5,000,000.00
Regulatory agencies .....	4 801,600.00	4 709,500.00	+92,100.00
Public schools .....	5 10,486,100.00	5 15,036,360.00	+4,449,740.00
Public library .....	7 1,499,200.00	8 836,800.00	+662,400.00
Recreation department .....	9 1,054,300.00	10 692,300.00	+362,000.00
Metropolitan Police .....	11 5,150,900.00	11 3,955,000.00	+1,195,900.00
Fire Department .....	3,038,700.00	12 2,540,000.00	+498,700.00
Police men's and firemen's relief .....	1,875,000.00	1,500,000.00	+375,000.00
Courts .....	1,507,000.00	1,299,400.00	+207,600.00
Health Department .....	6,989,400.00	13 5,678,600.00	+1,310,800.00
Public Welfare .....	14 13,171,800.00	15 8,426,820.00	+4,744,980.00
Public works:			
General fund .....	16 9,468,000.00	17 7,710,000.00	+1,758,000.00
Highway fund .....	18 6,842,900.00	18 5,358,000.00	+1,484,900.00
Water fund .....	2,091,600.00	19 2,140,000.00	-48,400.00
Total public works, all funds .....	18,402,500.00	15,208,000.00	+3,194,500.00
Washington Aqueduct (water fund) .....	2,930,400.00	21 1,167,000.00	+1,763,400.00
Reclamation of Anacostia River Flats .....	22 123,000.00	(22)	+123,000.00
National Guard .....	24 13,600.00	23 11,800.00	+1,800.00
National Capital Parks .....	1,307,900.00	948,300.00	+359,600.00
National Capital Park and Planning Commission .....	58,000.00	48,200.00	+9,800.00
National Zoological Park .....	393,400.00	310,000.00	+83,400.00
Judgment and claims .....		1,504.50	-1,504.50
Total, annual appropriations, general fund .....	69,515,100.00	57,426,964.50	+12,088,135.50
Total, annual appropriations, highway fund .....	6,967,900.00	5,402,000.00	+1,565,900.00
Total, annual appropriations, water fund .....	5,022,000.00	3,557,000.00	+1,465,000.00
Grand total, annual appropriations, all funds .....	81,505,000.00	66,385,964.50	+15,119,035.50
Trust funds .....	6,358,600.00	7,383,700.00	-1,025,100.00
Contract authorizations:			
Public schools .....	959,500.00	3,363,030.00	-2,403,530.00
Washington Aqueduct .....	1,226,000.00		+1,226,000.00
Total, contract authorizations .....	2,185,500.00	3,363,030.00	-1,177,530.00

- 1 In addition, \$9,775 is to be transferred from other appropriations.
- 2 In addition, \$21,800 is to be transferred from other appropriations.
- 3 In addition, 1945 balance of \$5,665 is available.
- 4 In addition, 1945 balance of \$6,000 is available.
- 5 In addition, \$64,550 is to be transferred from other appropriations. In addition, 1946 balance of \$215,414 is available.
- 6 In addition, \$49,675 is to be transferred from other appropriations. In addition, 1945 balance of \$3,007,862 is available.
- 7 In addition, 1946 balance of \$1,126 is available.
- 8 In addition, \$23,867 is to be transferred from other appropriations. In addition, 1945 balance of \$68,242 is available.
- 9 Of this amount, \$460,900 is to be transferred to other appropriations.
- 10 Of this amount \$230,410 is to be transferred to other appropriations.
- 11 In addition, \$607,500 is to be transferred from other appropriations.
- 12 In addition, 1945 balance of \$4,800 is available.
- 13 In addition, 1945 balance of \$180,000 is available.
- 14 In addition, 1944 balance of \$25,000 is available.
- 15 In addition, 1945 balance of \$375,756 is available.
- 16 In addition, \$14,825 is to be transferred from other appropriations.
- 17 In addition, \$10,825 is to be transferred from other appropriations. In addition, 1945 balance of \$654,095 is available.
- 18 Of this amount \$685,900 is to be transferred to other appropriations.
- 19 Of this amount \$669,900 is to be transferred to other appropriations. In addition, 1945 balance of \$2,093,457 is available.
- 20 In addition, 1945 balance of \$76,062 is available.
- 21 In addition, 1945 balance of \$117,646 is available.
- 22 In addition, 1946 balance of \$15,615 is available.
- 23 1945 balance of \$36,782 is available.
- 24 In addition, \$492,900 is to be transferred from other appropriations.
- 25 In addition, \$250,410 is to be transferred from other appropriations.

## EXPLANATORY STATEMENT

## GENERAL STATEMENT

The Federal district, designated as the District of Columbia, constitutes a political entity in which are exercised not only municipal but also county and State functions, such as public education, administration of justice, maintenance of a unit of the National Guard, promotion of family welfare, care of the indigent, custody of mental defectives and delinquents, protection of the interests of labor, metropolitan area planning, and so forth. While the municipal functions are administered principally by the Board of Commissioners, District of Columbia, most of the county and State functions are carried on by other agencies, some local and some Federal in character.

In contrast to this diversity of District administration, Congress only, under the Constitution, is empowered "to exercise exclusive legislation in all cases whatsoever" on behalf of the District of Columbia as the seat of government of the United States, acting in municipal matters as a city council and in dealing with the broader aspects of the government of the District of Columbia as a county board and a State legislature. In this connection, Congress enacts the District's revenue measures and appropriates the money thus raised to carry on the government of the District of Columbia. Approximately 91 percent of the money is derived from local taxation and the remainder is paid by the Federal Government in the form of a lump sum of \$6,000,000. Under the law, Congress requires that District estimates of appropriations be submitted to the Bureau of the Budget for scrutiny, processing, and incorporation with the estimates of the Federal agencies in the Budget of the United States. Furthermore, while District revenues from all sources are covered into the United States Treasury to the credit of one of the following funds, namely, the general fund, the highway fund, the water fund, or various trust funds, no expenditures can be made from any of these funds (other than trust funds) without specific appropriation by Congress.

The Bureau of the Budget does not examine the estimates of the District of Columbia in minute detail, but confines its attention more to matters of policy which concern the Federal Government, such as the revenue estimates, the allocation of capital outlay moneys, the orderly repayment of District indebtedness to the Federal Government, the amount of the Federal lump-sum payment, the adequacy of reserves to finance public works programs, and the balancing of the District budget.

## REVENUES

Estimates of revenues for the general, highway, water, and trust funds are to be found in Supporting Statement No. 1.

General fund revenues, exclusive of the sale of public works investment fund securities, amount to nearly 77 percent of the total revenues of the District. These revenues continue large because of the increase in population, property values, and business profits occasioned by the war. It is expected that the 1947 revenues will continue with little change, inasmuch as the population seems relatively stabilized. The largest item of revenue in the general fund is the real property tax, amounting to

approximately 43 percent. The levy is based on an estimated assessed valuation of \$1,410,000,000 taxed at the rate of \$1.75 per hundred dollars. This valuation is \$20,000,000 higher than that for the current year. Other important items in the 1947 general fund revenues are the tangible personal tax, the corporate income tax, the individual income tax, the motor vehicle personalty tax, and public utility taxes, all of which are expected to continue their present high yields. Existing sources and rates of revenues are expected to produce sufficient funds for 1947 expenditures as at present estimated. Any additional expenditures in 1947 will create a deficit. The District of Columbia must find new sources of revenue to finance any further enlargement of the general-fund expenditure program in the future.

Revenues for the highway fund have heretofore been adversely affected by certain war-related circumstances. The revenues for 1946 and 1947, however, are expected to rise gradually to their prewar levels. Other sources of revenue for the highway fund, such as the registration of motor vehicles and issuance of drivers' permits, are expected to approximate their present volume.

The water fund revenue estimates reflect little change in 1947 over 1946, exclusive of the sale of water fund securities.

## APPROPRIATIONS

Estimates of appropriations for the District of Columbia from the general, highway, water, and trust funds in 1947 are shown in Supporting Statement No. 2 and summarized for comparative purposes in the table at the beginning of this chapter. In explaining increases or decreases in the major items below, statutory pay increases are excluded from consideration.

General fund estimates for 1947 show an over-all increase of 10 percent over 1946 appropriations, exclusive of statutory pay increases. This difference, however, includes an increase of about 10 percent in operating expenses, a relatively large increase in the District debt service (general fund only), and about a 6-percent increase in capital outlays, including plans, construction, and purchase of sites.

## GENERAL ADMINISTRATION

The 1947 estimates under this head show a small increase, chiefly for additional staff in the Office of Corporation Counsel.

## FISCAL SERVICE

The 1947 estimates under this head show another small increase, chiefly for additional staff in the Auditor's office.

## DISTRICT DEBT SERVICE

The 1947 estimates for debt retirement under the general, highway, and water funds represent an increase of about 120 percent above 1946 appropriations. They include the reimbursement of the United States for land purchases made for the District of Columbia for park, parkway, and playground purposes by the National Capital Park and Planning Commission under authority of the Capper-Crampton Act and repayments on defense loans from the Federal Works Administrator for highway-fund projects.

## PUBLIC WORKS INVESTMENT FUND

The District proposes to finance its 1947 public-works construction program by selling some \$8,000,000 of its investments in Federal securities. Following this action, there will remain in the fund for future construction about \$2,000,000.

## PUBLIC SCHOOLS

The rise in the school population of the District of Columbia and the necessity for providing additional school facilities in new residential areas require an increase in the 1947 estimates over the 1946 appropriations, principally for more teachers, replacement of equipment, and construction and furnishing of new buildings.

## PUBLIC LIBRARY

The 1947 estimates under this head show substantial increases over the 1946 appropriations and include additional amounts for operating expenses, for plans and specifications for a number of new branch libraries, and for construction of additional branch libraries.

## RECREATION DEPARTMENT

The 1947 estimates under this head reflect a large increase, principally for additional playground staffs and capital improvements.

## HEALTH DEPARTMENT

This activity includes the maintenance of various clinical services, the inspection of food and sanitation, the operation of the Tuberculosis Sanatorium, Gallinger Municipal Hospital, including the Upshur Street annex, the support of certain medical charities, and reimbursement of Freedmen's Hospital. The 1947 estimates for these activities show an increase over 1946 principally to provide for additional preventive and protective services and additional staff for District hospitals.

## PUBLIC WELFARE

The Board of Public Welfare has general supervision over dependents, delinquents, and defectives in the District of Columbia. Large increases are proposed for child care, public assistance, institutions for the indigent, juvenile correctional service, adult correctional service, and the District Training School.

## PUBLIC WORKS

Under this head are grouped the offices, divisions, and departments subject to the supervision of the Engineer Commissioner. The divisions and departments which are supported by highway-fund or water-fund revenues are specifically designated.

The estimates for public works activities payable from the general fund show an increase over current appropriations. This increase includes additional operating expenses for the office of Superintendent of District buildings; additional staff for the Surveyor's office; additional operating and capital outlay costs for the Electrical Division for street lighting and the District government's communication systems; additional cars for the Central Garage; additional funds for street cleaning, removal of refuse, and new construction; and additional outlays for maintenance, improvement, and extension of the District's sewer system.

The estimates for projects payable from the highway fund likewise show a considerable increase over current appropriations.

Public works items payable from the water fund (exclusive of the Washington Aqueduct which is treated below) likewise show an increase over 1946 for maintenance of the distribution system.

## WASHINGTON AQUEDUCT

The estimates for this service, which is under the direction of the local field office of the United States Corps of Engineers, are substantially in excess of the 1946 appropriations and will provide for important capital improvements in the system, which is now being required to furnish a considerably increased volume of water not only to the District of Columbia but also to the surrounding metropolitan area.

## RECLAMATION OF ANACOSTIA FLATS

The estimate for this project will permit the resumption of the work which was discontinued during the war years.

## NATIONAL CAPITAL PARKS

The 1947 estimate under this head shows a substantial increase over the 1946 appropriation, chiefly for better maintenance of existing park areas.

## NATIONAL ZOOLOGICAL PARK

The estimate for this agency (which is a part of the Smithsonian Institution) indicates a considerable increase over the 1946 appropriation and is required to meet rising maintenance costs and to pay for additional supplies and equipment.

## SUMMARY OF OPERATIONS

The financial requirements of the District of Columbia are summarized in the tables which follow this statement. It will be noted from the summary of operations that the 1947 general fund expenditure program will exhaust all available funds with the exception of some \$2,000,000 remaining in the public works investment fund. Impending pay increases, additional school and branch library construction, future expansion of the health and welfare programs, and the possibility of the District being required to reimburse the Federal Government for its share in future capital improvements such as the Federal courts building, replacement of obsolete buildings at Saint Elizabeths Hospital, replacement of the general medical building at Freedmen's Hospital, and acquisition of additional park, parkway, and playground land in the District of Columbia, all point to the need for augmenting the District's general fund, if it is to continue solvent. The 1947 highway fund program, while in excess of current revenues, contemplates the use of previously accumulated surpluses to pay for the proposed capital outlay items. The 1947 water fund program constitutes the beginning of a major improvement program which will continue for many years. This program will be paid for the first year out of available surpluses, current revenues, and the sale of water fund investment securities. Thereafter, new sources of revenue must be found to continue the program as planned. Trust fund balances are expected to continue without much change, the District unemployment compensation fund balance constituting most of the total.



## SUMMARY OF OPERATIONS

Classification	Estimated, fiscal year 1947	Estimated, fiscal year 1946	Actual, fiscal year 1945
<b>I. UNAPPROPRIATED SURPLUSES AT BEGINNING OF YEAR:</b>			
General fund.....	1,654,171.09	\$7,581,508.09	\$11,477,563.35
Highway fund.....	1,270,738.77	978,242.77	754,362.77
Water fund.....	882,099.62	1,046,999.62	275,205.34
Trust funds.....	44,131,123.00	44,131,123.00	41,420,980.00
<b>Total.....</b>	<b>47,938,132.48</b>	<b>53,737,873.48</b>	<b>53,928,111.46</b>
<b>II. UNOBLIGATED BALANCES OF PRIOR YEAR APPROPRIATIONS RELEASED TO SURPLUS:</b>			
General fund.....	2,400,000.00	1,900,000.00	1,840,315.00
Highway fund.....	220,000.00	675,000.00	580,462.00
Water fund.....	20,000.00	125,000.00	46,136.00
<b>Total.....</b>	<b>2,640,000.00</b>	<b>2,700,000.00</b>	<b>2,166,913.00</b>
<b>III. REVENUES:</b>			
General fund (including Federal contribution of \$6,000,000).....	65,460,928.91	56,805,000.00	56,862,755.00
Highway fund.....	6,320,000.00	5,060,000.00	4,541,696.00
Water fund.....	4,119,900.38	3,385,000.00	3,433,611.00
Trust funds.....	6,358,600.00	7,383,700.00	8,361,232.00
<b>Total.....</b>	<b>82,259,429.29</b>	<b>72,633,700.00</b>	<b>73,199,294.00</b>
<b>IV. OBLIGATIONS:</b>			
General fund.....	69,515,100.00	64,632,337.00	60,042,219.26
Highway fund.....	6,967,609.00	5,442,504.00	4,391,465.00
Water fund.....	5,022,000.00	3,674,900.00	2,685,685.72
Trust funds.....	6,358,600.00	7,383,700.00	5,651,059.00
<b>Total.....</b>	<b>87,863,309.00</b>	<b>81,133,441.00</b>	<b>72,770,458.98</b>
<b>V. UNOBLIGATED BALANCES OF APPROPRIATIONS NOT YET RELEASED TO SURPLUS:</b>			
General fund.....			2,556,906.00
Highway fund.....			206,813.00
Water fund.....			22,267.00
<b>Total.....</b>			<b>2,785,986.00</b>
<b>VI. UNAPPROPRIATED SURPLUSES AT END OF YEAR:</b>			
General fund.....		1,654,171.09	7,581,508.09
Highway fund.....	842,838.77	1,270,738.77	978,242.77
Water fund.....		882,099.62	1,046,999.62
Trust funds.....	44,131,123.00	44,131,123.00	44,131,123.00
<b>Total, groups I, II, and III, less IV and V.....</b>	<b>44,973,961.77</b>	<b>47,938,132.48</b>	<b>53,737,873.48</b>

## SUPPORTING STATEMENT No. 1

## REVENUES

Classification	Estimated, fiscal year 1947	Estimated, fiscal year 1946	Actual, fiscal year 1945
<b>General fund:</b>			
<b>Taxes:</b>			
<b>Property taxes:</b>			
Realty.....	\$24,270,000.00	\$24,100,000.00	\$24,225,718.00
Personal tangible.....	3,550,000.00	3,450,000.00	3,264,747.00
Motor-vehicle, personal.....	1,100,000.00	1,000,000.00	939,217.00
Penalties and interest.....	250,000.00	270,000.00	281,572.00
Personal intangible.....			13,862.00
<b>Subtotal, property taxes.....</b>	<b>29,170,000.00</b>	<b>28,820,000.00</b>	<b>28,725,116.00</b>
<b>Sales and gross receipts:</b>			
Alcoholic beverages.....	2,150,000.00	2,150,000.00	2,138,519.00
Beer.....	300,000.00	300,000.00	287,270.00
Business privilege.....			9,515.00
Insurance.....	1,100,000.00	1,000,000.00	1,078,195.00
Public utilities, banks, etc.....	3,050,000.00	3,345,000.00	3,276,693.00
<b>Subtotal, sales and gross receipts.....</b>	<b>6,600,000.00</b>	<b>6,795,000.00</b>	<b>6,790,192.00</b>

SUPPORTING STATEMENT No. 1—Continued  
REVENUES—Continued

Classification	Estimated, fiscal year 1947	Estimated, fiscal year 1946	Actual, fiscal year 1945
<b>General fund—Continued</b>			
<b>Taxes—Continued</b>			
Licenses and permits.....	\$1,955,000.00	\$1,885,000.00	\$1,783,156.00
Individual income.....	3,600,000.00	3,600,000.00	3,488,738.00
Corporation net income.....	5,400,000.00	5,400,000.00	5,420,972.00
Inheritance and estate.....	1,500,000.00	1,200,000.00	1,505,324.00
<b>Total taxes.....</b>	<b>48,225,000.00</b>	<b>47,700,000.00</b>	<b>47,713,498.00</b>
<b>Earnings and miscellaneous:</b>			
Charges, current service.....	1,035,000.00	930,000.00	920,888.00
Fines, escheats and forfeits.....	950,000.00	950,000.00	873,392.00
Reimbursements.....	675,000.00	675,000.00	644,527.00
Special assessments.....	100,000.00	100,000.00	108,738.00
Rents and royalties.....	90,000.00	200,000.00	358,424.00
Other.....	250,000.00	250,000.00	243,288.00
<b>Total, earnings and miscellaneous.....</b>	<b>3,100,000.00</b>	<b>3,105,000.00</b>	<b>3,149,257.00</b>
Sale of securities from public works investment fund.....	8,135,928.91		
Federal contribution.....	6,000,000.00	6,000,000.00	6,000,000.00
<b>Grand total, general fund.....</b>	<b>65,460,928.91</b>	<b>56,805,000.00</b>	<b>56,862,755.00</b>
<b>Highway fund:</b>			
Gasoline tax.....	4,800,000.00	3,600,000.00	2,860,064.00
Automotive registration and weight tax.....	1,100,000.00	1,050,000.00	1,067,656.00
Motor-vehicle fees, etc.....	320,000.00	320,000.00	437,920.00
Paving assessments.....	100,000.00	90,000.00	176,056.00
<b>Grand total, highway fund.....</b>	<b>6,320,000.00</b>	<b>5,060,000.00</b>	<b>4,541,696.00</b>
<b>Water fund:</b>			
Water rates.....	3,100,000.00	3,100,000.00	3,076,637.00
Water-main assessments.....	100,000.00	100,000.00	89,774.00
Payment from Arlington County, Va.....	140,000.00	135,000.00	207,325.00
Interest on investments.....	45,000.00	45,000.00	48,508.00
Miscellaneous receipts.....	5,000.00	5,000.00	11,367.00
Sale of securities from water fund investments.....	729,900.38		
<b>Grand total, water fund.....</b>	<b>4,119,900.38</b>	<b>3,385,000.00</b>	<b>3,433,611.00</b>
<b>Trust funds:</b>			
<b>Permanent:</b>			
Miscellaneous trust fund deposits.....	1,000,000.00	1,000,000.00	1,027,264.00
Property redemption fund.....	100,000.00	100,000.00	98,318.00
Permit fund.....	2,500.00	2,500.00	2,500.00
Teachers' retirement fund deductions.....	500,000.00	500,000.00	492,481.00
Teachers' retirement fund, Government reserves.....	<sup>1</sup> 400,000.00	<sup>2</sup> 400,000.00	<sup>3</sup> 380,511.00
Inmates' funds, workhouse and reformatory.....	85,000.00	85,000.00	82,547.00
Relief and rehabilitation, workmen's compensation fund.....	5,000.00	5,000.00	
Recreation board, fees and other collections.....	30,000.00	30,000.00	33,496.00
District of Columbia unemployment compensation fund.....	2,500,000.00	2,500,000.00	2,423,529.00
Surplus fund, realty tax sales.....	1,000.00	1,000.00	
<b>Loans and grants:</b>			
Federal Security Agency.....	1,401,100.00	1,301,200.00	1,253,127.00
Federal Works Agency.....		1,000,000.00	2,085,119.00
Selective Service System.....	1,000.00	1,000.00	1,538.00
Agriculture, War Food Administration.....	50,000.00	50,000.00	28,073.00
Labor, Children's Bureau.....	283,000.00	408,000.00	452,729.00
<b>Grand total, trust funds.....</b>	<b>6,358,600.00</b>	<b>7,383,700.00</b>	<b>8,361,232.00</b>
<b>Grand total, all funds.....</b>	<b>82,259,429.29</b>	<b>72,633,700.00</b>	<b>73,199,294.00</b>

<sup>1</sup> Includes \$271,736 transferred from teachers' retirement appropriated fund.

<sup>2</sup> Includes \$129,000 transferred from teachers' retirement appropriated fund.

<sup>3</sup> Includes \$119,000 transferred from teachers' retirement appropriated fund.

SUPPORTING STATEMENT No. 2  
OBLIGATIONS

Classification	Estimated, fiscal year 1947	Estimated, fiscal year 1946	Actual, fiscal year 1945
<b>General fund:</b>			
General administration.....	\$385,200.00	\$325,400.00	\$309,707.00
Fiscal service.....	1,037,800.00	906,400.00	910,309.00
Compensation and retirement fund expenses.....	1,354,200.00	1,368,580.00	1,464,510.00
District debt service.....	800,000.00	122,000.00	5,035,849.00
Public works investment fund.....	.....	5,000,000.00	5,000,000.00
Regulatory agencies.....	801,600.00	709,500.00	677,726.00
Public schools.....	19,486,100.00	15,036,360.00	14,490,822.00
Public Library.....	1,499,200.00	836,800.00	801,014.00
Recreation Department.....	1,054,300.00	692,300.00	657,192.00
Metropolitan Police.....	5,150,900.00	3,955,000.00	4,010,174.00
Fire Department.....	3,038,700.00	2,540,000.00	2,534,170.00
Policemen's and firemen's fund.....	1,875,000.00	1,500,000.00	1,500,000.00
Department of Civilian Defense.....	.....	.....	100,000.00
Courts.....	1,507,000.00	1,299,400.00	1,319,591.00
Health Department.....	6,989,400.00	5,678,600.00	5,016,349.00
Public Welfare.....	13,171,800.00	8,426,820.00	8,344,510.00
Public works (exclusive of highway- and water-fund items).....	9,468,000.00	7,710,000.00	6,465,050.00
Reclamation of Anacostia River flats.....	123,000.00	.....	.....
National Guard.....	13,600.00	11,800.00	10,636.00
National Capital Parks.....	1,307,900.00	948,300.00	1,009,466.00
National Capital Park and Planning Commission.....	58,000.00	48,200.00	53,705.00
National Zoological Park.....	393,400.00	310,000.00	296,277.00
Judgments and claims.....	.....	1,504.50	31,792.26
Total estimate or appropriation.....	69,515,100.00	57,426,964.50	60,038,849.26
1944 and prior year deficiencies.....	.....	.....	3,370.00
Estimated supplemental items.....	.....	7,205,372.50	.....
Total, general fund.....	69,515,100.00	64,632,337.00	60,042,219.26
<b>Highway fund:</b>			
Street and Bridge Divisions.....	5,345,000.00	4,100,000.00	3,223,926.00
Department of Vehicles and Traffic.....	630,000.00	444,000.00	370,744.00
Trees and Parking Division.....	162,900.00	142,600.00	125,494.00
Motor Vehicle Parking Agency.....	17,600.00	.....	.....
Reimbursement of other appropriations.....	688,900.00	669,900.00	669,943.00
Refunding erroneous collections.....	1,500.00	1,500.00	1,353.00
District debt service.....	125,000.00	44,000.00	.....
Judgments and claims.....	.....	.....	5.00
Total estimate or appropriation.....	6,967,900.00	5,402,000.00	4,391,465.00
1944 and prior year deficiencies, estimated supplemental items.....	.....	40,504.00	.....
Total, highway fund.....	6,967,900.00	5,442,504.00	4,391,465.00
<b>Water fund:</b>			
Water Division.....	2,091,600.00	2,140,000.00	1,468,056.00
Washington Aqueduct.....	2,930,400.00	1,167,000.00	1,217,595.00
District debt service.....	.....	250,000.00	.....
Judgment and claims.....	.....	.....	.....
Total estimate or appropriation.....	5,022,000.00	3,557,000.00	2,685,651.00
1944 and prior year deficiencies.....	.....	.....	34.72
Estimated supplemental items.....	.....	117,900.00	.....
Total, water fund.....	5,022,000.00	3,674,900.00	2,685,685.72
<b>Trust funds:</b>			
<b>Permanent:</b>			
Miscellaneous trust fund deposits.....	1,000,000.00	1,000,000.00	876,393.00
Property redemption fund.....	100,000.00	100,000.00	115,000.00
Permit fund.....	2,500.00	2,500.00	740.00
Teachers' retirement fund deductions.....	500,000.00	500,000.00	532,051.00
Teachers' retirement fund, Government reserves.....	400,000.00	400,000.00	429,456.00
Inmates' funds, Workhouse and Reformatory.....	85,000.00	85,000.00	74,999.00
Relief and rehabilitation, Workmen's Compensation Act.....	5,000.00	5,000.00	11,531.00
Recreation Board, fees and other collections.....	30,000.00	30,000.00	35,097.00
District unemployment trust fund.....	2,500,000.00	2,500,000.00	359,000.00
Surplus fund, realty tax sales.....	1,000.00	1,000.00	.....
Unclaimed money of individuals.....	.....	.....	53.00
<b>Loans and grants:</b>			
Federal Security Agency.....	1,401,100.00	1,301,200.00	1,251,265.00
Federal Works Agency.....	.....	1,000,000.00	1,520,144.00
Selective Service System.....	1,000.00	1,000.00	.....
Department of Agriculture, War Food Administration.....	50,000.00	50,000.00	27,144.00
Department of Labor, Children's Bureau.....	283,000.00	408,000.00	418,216.00
Total, trust funds.....	6,358,600.00	7,383,700.00	5,651,089.00
Total, all funds.....	87,863,600.00	81,133,441.00	72,770,468.98

ESTIMATES OF APPROPRIATION

Be it enacted by the Senate and House of Representatives of the United States of America in Congress assembled, That there are appropriated for the District of Columbia for the fiscal year ending June 30, [1946] 1947, out of (1) the general fund of the District of Columbia, hereinafter known as the general fund, such fund being composed of the revenues of the District of Columbia other than those applied by law to special funds, and \$6,000,000, which is hereby appropriated for the purpose out of any money in the Treasury not otherwise appropriated (to be advanced July 1, [1945] 1946), (2) the highway fund, established by law (D. C. Code, title 47, ch. 19), and (3) the water fund, established by law (D. C. Code, title 43, ch. 15), sums as follows:

From the general fund: All sums appropriated under the following heads: General administration, fiscal service, compensation and retirement fund expenses, District debt service (excluding those items designated as payable from the highway [and water funds] fund), [public works investment fund,] regulatory agencies, public schools, Public Library, Recreation Department, Metropolitan Police, Fire Department, policemen's and firemen's relief, courts, Health Department, public welfare, public works (excluding those items designated as payable from the highway and water funds), reclamation of Anacostia flats, National Guard, National Capital Parks, National Capital Park and Planning Commission, and National Zoological Park;

From the highway fund: All sums appropriated under District debt service and public works designated as payable from the highway fund; and

From the water fund: All sums appropriated under [District debt service,] public works[,] and Washington aqueduct, designated as payable from the water fund; namely:

GENERAL ADMINISTRATION

For all expenses necessary for the offices named under this general head, including, in addition to the objects specified [respectfully] respectively under each head, personal services; lawbooks, books of reference, periodicals, and newspapers; and printing and binding: (Act of June 30, 1945, Public Law 103.)

Salaries and Expenses, Executive Office, District of Columbia—

Executive office, plus so much as may be necessary to compensate the Engineer Commissioner at such rate in grade 8 of the professional service of the Classification Act of 1923, as amended, as may be determined by the Board of Commissioners of the District of Columbia, hereafter in this Act referred to as the Commissioners; [\$10,500] \$11,910 for examination of estimates of appropriations without regard to the civil-service and classification laws; [payment of dues and expenses of attendance at meetings of organizations concerned with the work of the District of Columbia government when authorized by the Commissioners;] \$250 to aid in support of the National Conference of Commissioners on Uniform State Laws; general advertising in newspapers and legal periodicals in the District of Columbia but not elsewhere, unless the need for advertising outside the District of Columbia shall have been specifically approved by the Commissioners, including notices of public hearings, publication of orders and regulations, tax and school notices, and notices of changes in regulations; and \$20,000 for expenses in case of emergency, such as riot, pestilence, public insanitary conditions, flood, fire, or storm, and for expenses of investigations; [\$169,200] \$195,300: Provided, That the certificate of the Commissioners shall be sufficient voucher for the expenditure of \$1,500 of this appropriation for such purposes as they may deem necessary. (Act of June 30, 1945, Public Law 103.)

Estimate 1947, \$195,300

Appropriated 1946, \$169,200

By objects	Obligations					
	Estimate, 1947		Estimate, 1946		Actual, 1945	
<b>PERSONAL SERVICES, DEPARTMENTAL</b>						
Clerical, administrative, and fiscal service:	Man-	Total	Man-	Total	Man-	Total
Grade 15. Range \$8,750 to \$9,800:	years	salary	years	salary	years	salary
Commissioner	2	\$19,600	2	\$19,600	2	\$18,000
Budget officer	1	9,275	1	9,078	1	8,187
Grade 13. Range \$6,230 to \$7,070:						
Secretary to Board of Commissioners	1	7,070	1	7,018	1	6,000
Deputy budget officer	1	6,545	1	6,440	1	5,600
Grade 12. Range \$5,180 to \$6,020:						
Administrative assistant	1	5,495	1	5,390	1	4,600
Grade 11. Range \$4,300 to \$5,180:						
Assistant budget officer	1	4,520	1	4,370	0.9	3,325
Budget investigator	1	4,850	1	4,740	1	4,000

By objects	Obligations					
	Estimate, 1947		Estimate, 1946		Actual, 1945	
<b>PERSONAL SERVICES, DEPARTMENTAL—COD.</b>						
Clerical, administrative, and fiscal service—Continued	Man-	Total	Man-	Total	Man-	Total
Grade 9. Range \$3,640 to \$4,300:	years	salary	years	salary	years	salary
Assistant secretary to Board of Commissioners	1	\$3,970	1	\$3,850	1	\$3,300
Administrative assistant	2	7,748	1	3,778	1	3,225
Secretary, personnel board	1	3,860	1	3,750	1	3,200
Chief, division of printing and publications	1	3,842	1	3,732		
Budget examiner	1	3,750	1	3,640		
Assistant deputy budget officer					0.1	413
Grade 7. Range \$2,980 to \$3,640:						
Grade 7	2	6,125	2	5,960	1	2,700
Grade 6. Range \$2,650 to \$3,310:						
Grade 6	6	17,963	6	17,363	6	14,475
Grade 5. Range \$2,320 to \$2,980:						
Grade 5	4	9,995	4	9,555	2	4,044
Grade 4. Range \$2,100 to \$2,496:						
Grade 4	5	11,017	5	10,698	4.1	7,531
Grade 3. Range \$1,902 to \$2,298:						
Grade 3	4	8,268	4	8,004	3.8	6,281
Grade 2. Range \$1,704 to \$2,100:						
Grade 2	1	2,018	1	1,951	1	1,605
Grade 1. Range \$1,506 to \$1,902:						
Grade 1	2	3,655	2	3,523	2	2,865
Crafts, protective, and custodial service:						
Grade 3. Range \$1,572 to \$1,902:						
Grade 3	2	3,573	2	3,474	2	2,835
Unclassified:						
Examiner of estimates	3	11,910	3	10,500	3	10,500
Total permanent, departmental	43	155,049	42	146,364	35.9	112,686
Additional compensation, engineer commissioner						1,049
Overtime pay, departmental				2,497		11,471
01 Personal services (net)	43	155,049	42	148,861	35.9	125,206
<b>OTHER OBLIGATIONS</b>						
02 Travel		245		2,280		1,403
04 Communication services		730		730		672
06 Printing and binding		6,000		4,575		3,502
07 Other contractual services		28,575		28,575		9,015
08 Supplies and materials		2,175		2,175		1,410
09 Equipment		776		865		536
11 Grants, subsidies, and contributions		250		250		250
Unvouchered		1,500		1,500		1,181
Total other obligations		40,251		40,950		17,969
Grand total obligations		195,300		189,811		143,175
Excess of obligations over appropriation due to Public Law 106				-20,611		
Estimated savings, unobligated balance						20,812
Total estimate or appropriation		195,300		169,200		163,987

Salaries and Expenses, Office of Corporation Counsel, District of Columbia—

Office of the corporation counsel, including extra compensation for the corporation counsel as general counsel of the Public Utilities Commission; \$4,500 for the settlement of claims not in excess of \$250 each, approved by the Commissioners in accordance with the Act approved February 11, 1929 (45 Stat. 1160), as amended by the Act approved June 5, 1930 (46 Stat. 500); and judicial expenses, including witness fees and expert services, in District of Columbia cases before the courts of the United States and of the District of Columbia; [\$140,200] \$172,100. (Act of June 30, 1945, Public Law 103.)

Estimate 1947, \$172,100

Appropriated 1946, \$140,200

By objects	Obligations					
	Estimate, 1947		Estimate, 1946		Actual, 1945	
<b>PERSONAL SERVICES, DEPARTMENTAL</b>						
Clerical, administrative, and fiscal service:	Man-	Total	Man-	Total	Man-	Total
Grade 9. Range \$3,640 to \$4,300:	years	salary	years	salary	years	salary
Inspector of claims	1	\$4,300	1	\$4,300	1	\$3,700
Grade 8. Range \$3,310 to \$3,970:						
Grade 8	1	3,970	1	3,915	0.5	1,700
Grade 7. Range \$2,980 to \$3,640:						
Grade 7	2	5,960	2	5,878	2	4,875
Grade 6. Range \$2,650 to \$3,310:						
Grade 6	3	7,510	2	4,952	1.1	2,342
Grade 5. Range \$2,320 to \$2,980:						
Grade 5	9	20,154	10	22,149	6.9	13,055
Grade 4. Range \$2,100 to \$2,496:						
Grade 4	2	3,870	2	3,864	6	10,065
Grade 2. Range \$1,704 to \$2,100:						
Grade 2	1	1,704				
Professional service:						
Grade 8. Range \$8,750 to \$9,800:						
Chief attorney	1	9,800	1	9,800	1	9,000
Grade 7. Range \$7,175 to \$8,225:						
Head attorney	3	23,625	3	23,418	3.3	22,688
Grade 6. Range \$6,230 to \$7,070:						
Principal attorney	2	12,636	1	6,249	0.7	3,300
Grade 5. Range \$5,180 to \$6,020:						
Senior attorney	6	32,550	6	32,182	6	27,900
Grade 4. Range \$4,300 to \$5,180:						
Attorney	3	13,120	1	4,398	1	3,500



By objects	Obligations					
	Estimate, 1947		Estimate, 1946		Actual, 1945	
<b>PERSONAL SERVICES, DEPARTMENTAL—CON.</b>						
Clerical, administrative and fiscal service—Continued	Man-years	Total salary	Man-years	Total salary	Man-years	Total salary
Grade 7. Range \$2,980 to \$3,640	2	\$6,400	2	\$6,180	2	\$5,200
Grade 6. Range \$2,650 to \$3,310	1	2,760	1	2,650		
Grade 5. Range \$2,320 to \$2,980	7	16,320	7	18,415	6.7	14,787
Grade 4. Range \$2,100 to \$2,496	6	13,750	6	13,473	6.5	12,097
Grade 3. Range \$1,902 to \$2,298	10	20,870	10	20,475	6.8	11,934
Grade 2. Range \$1,704 to \$2,100	8	14,935	8	14,614	7.7	11,978
Professional service						
Grade 3. Range \$3,640 to \$4,300:						
Attorney	1	3,860	1	3,750	1	3,200
Crafts, protective, and custodial service:						
Grade 3. Range \$1,572 to \$1,902	1	1,770	1	1,704	1	1,380
Total permanent, departmental	38	95,055	38	92,431	33.7	69,876
Temporary employment, departmental	3.7	8,000	2.2	5,000	2.8	4,230
Overtime pay, departmental				5,059		11,539
01 Personal services (net)	41.7	103,055	40.2	102,490	36.5	85,645
<b>OTHER OBLIGATIONS</b>						
02 Travel		100		100		50
04 Communication services		3,500		3,500		3,500
06 Printing and binding		1,000		1,000		824
07 Other contractual services		350		350		220
08 Supplies and materials		13,900		13,900		8,947
09 Equipment		1,050		650		227
11 Grants, subsidies, and contributions						10,000
13 Refunds, awards, and indemnities		100,000		100,000		105,773
Total other obligations		119,900		119,500		129,541
Grand total obligations		222,955		221,990		215,186
Received by transfer from "Administrative expenses, District offices, highway fund, District of Columbia"		-4,555		-4,555		-4,555
Net total obligations		218,400		217,435		210,631
Excess of obligations over appropriation due to Public Law 106				-20,735		
Estimated savings, unobligated balance						253
Total estimate or appropriation		218,400		196,700		210,884

**Salaries and Expenses, Auditor's Office, District of Columbia—**  
 Auditor's office, [including \$2,000 for the employment of a real estate expert without regard to the civil-service and classification laws, \$225,400] \$279,100. (Act of June 30, 1945, Public Law 103.)  
 Estimate 1947, \$279,100      Appropriated 1946, \$225,400

By objects	Obligations					
	Estimate, 1947		Estimate, 1946		Actual, 1945	
<b>PERSONAL SERVICES, DEPARTMENTAL</b>						
Clerical, administrative, and fiscal service:	Man-years	Total salary	Man-years	Total salary	Man-years	Total salary
Grade 15. Range \$8,750 to \$9,800:						
Auditor	1	\$8,750	1	\$8,750	0.5	\$4,000
Grade 14. Range \$7,175 to \$8,225:						
Auditor					0.5	3,375
Grade 12. Range \$5,180 to \$6,020:						
Disbursing officer	1	6,020	1	6,020	1	5,400
Principal assistant auditor	1	5,600	1	5,495	1	4,775
Grade 10. Range \$3,970 to \$4,630:						
Assistant auditor	1	4,190	1	4,190	1	3,600
Chief field examiner	1	4,080	1	4,034	0.6	2,187
Head accountant	1	4,080	1	4,034	0.6	2,187
Grade 9. Range \$3,640 to \$4,300:						
Deputy disbursing officer	1	4,080	1	4,053	1	3,475
Property survey officer	1	3,750	1	3,604	1	3,062
Grade 8. Range \$3,310 to \$3,970:						
Grade 7. Range \$2,980 to \$3,640	7	24,160	7	23,930	5.6	16,283
Grade 6. Range \$2,650 to \$3,310	11	34,210	10	30,790	8.1	20,933
Grade 5. Range \$2,320 to \$2,980	6	16,890	6	16,807	5	11,595
Grade 4. Range \$2,100 to \$2,496	4	10,270	5	12,308	8.5	17,033
Grade 4. Range \$2,100 to \$2,496	45	98,592	39	85,189	29.4	52,865
Grade 3. Range \$1,902 to \$2,298	22	43,362	22	43,185	18.6	30,096
Grade 2. Range \$1,704 to \$2,100	1	1,704	1	1,704	1	1,380
Grade 1. Range \$1,506 to \$1,902	1	1,902	1	1,885	1	1,545
Crafts, protective, and custodial service:						
Grade 3. Range \$1,572 to \$1,902	1	1,704	1	1,704	1	1,380
Unclassified			1	2,000		2,000
Total permanent, departmental	106	273,344	101	259,682	\$6.4	187,171
Temporary employment, departmental					4.8	8,685
Overtime pay, departmental				2,176		29,524
01 Personal services (net)	106	273,344	101	261,858	91.2	225,380
<b>OTHER OBLIGATIONS</b>						
02 Travel		1,125		1,125		319
04 Communication services		4,500		4,500		3,578
05 Rents and utility services		125		125		
06 Printing and binding		5,700		5,700		4,432
07 Other contractual services		1,500		1,500		1,122

By objects	Obligations		
	Estimate, 1947	Estimate, 1946	Actual, 1945
<b>OTHER OBLIGATIONS—continued</b>			
05 Supplies and materials	\$1,520	\$1,520	\$1,360
09 Equipment	4,006	4,000	496
Total other obligations	18,476	18,470	11,307
Grand total obligations	291,820	280,328	236,687
Received by transfer from "Reimbursement of other appropriations from highway fund, District of Columbia"	-12,720	-12,720	-12,720
Net total obligations	279,100	267,608	223,967
Excess of obligations over appropriation due to Public Law 106		-42,208	
Estimated savings, unobligated balance			87
Total estimate or appropriation	279,100	225,400	224,054

**Salaries and Expenses, Purchasing Division, District of Columbia—**  
 Purchasing Division, [\$64,300] \$78,900. (Act of June 30, 1945, Public Law 103.)  
 Estimate 1947, \$78,900      Appropriated 1946, \$64,300

By objects	Obligations					
	Estimate, 1947		Estimate, 1946		Actual, 1945	
<b>PERSONAL SERVICES, DEPARTMENTAL</b>						
Clerical, administrative, and fiscal service:	Man-years	Total salary	Man-years	Total salary	Man-years	Total salary
Grade 13. Range \$6,230 to \$7,070						
Purchasing officer	1	\$6,545	1	\$6,440	1	\$5,600
Grade 10. Range \$3,970 to \$4,630:						
Deputy purchasing officer	1	4,190	1	4,080	1	3,500
Grade 9. Range \$3,640 to \$4,300:						
Principal assistant purchasing officer	1	4,273	1	4,163	1	3,575
Chief, division of printing						
Grade 8. Range \$3,310 to \$3,970	1	3,613	1	3,503	1	2,975
Grade 7. Range \$2,980 to \$3,640	2	6,722	1.9	6,390	1	3,175
Grade 6. Range \$2,650 to \$3,310	1	3,310	1	3,310	1	2,875
Grade 5. Range \$2,320 to \$2,980	1	2,623	1	2,513	1	2,075
Grade 4. Range \$2,100 to \$2,496	4	9,590	4	9,200	4	7,733
Grade 3. Range \$1,902 to \$2,298	8	16,057	8	15,783	7.9	12,934
Grade 2. Range \$1,704 to \$2,100	6	10,969	5.8	10,306	4.6	7,018
Grade 1. Range \$1,506 to \$1,902	1	1,671	1	1,616	1	1,200
Subprofessional service:						
Grade 6. Range \$2,320 to \$2,980	1	2,426	0.9	2,230	1	2,255
Grade 4. Range \$1,902 to \$2,298	1	2,164	1	2,011	1	1,845
Crafts, protective, and custodial service:						
Grade 3. Range \$1,572 to \$1,902	1	1,886	1	1,820	1	1,485
Total permanent, departmental	30	75,979	29.6	73,425	28.5	61,563
Overtime pay, departmental				2,323		9,360
01 Personal services (net)	30	75,979	29.6	75,748	28.5	70,923
<b>OTHER OBLIGATIONS</b>						
02 Travel		2,140		67		65
04 Communication services		2,000		2,243		2,045
06 Printing and binding		1,200		1,200		848
07 Other contractual services		70		35		15
08 Supplies and materials		1,350		1,350		730
09 Equipment		626		450		229
Total other obligations		7,446		5,345		3,932
Grand total obligations		83,425		81,093		74,855
Received by transfer from "Reimbursement of other appropriations from highway fund, District of Columbia"		-4,525		-4,525		-4,525
Net total obligations		78,900		76,568		70,330
Excess of obligations over appropriation due to Public Law 106				-12,268		
Estimated savings, unobligated balance						394
Total estimate or appropriation		78,900		64,300		70,724

Total, fiscal service, District of Columbia:  
 Estimate 1947, \$1,037,800      Appropriated 1946, \$906,400

**COMPENSATION AND RETIREMENT FUND EXPENSES**

For compensation and retirement fund expenses, as follows:

**Employees' Compensation Fund, District of Columbia—**  
 District government employees' compensation: For carrying out the provisions of section 11 of the District of Columbia Appropriation Act approved July 11, 1919, authorizing compensation for employees of the government of the District of Columbia suffering injuries while in the performance of their duties, \$62,000. (41 Stat. 104; Act of June 30, 1945, Public Law 103.)  
 Estimate 1947, \$62,000      Appropriated 1946, \$62,000

**COMPENSATION AND RETIREMENT FUND EXPENSES—**  
Continued

**Employees' Compensation Fund, District of Columbia—Continued**

By objects	Obligations		
	Estimate, 1947	Estimate, 1946	Actual, 1945
12 Pensions, annuities, and insurance losses	\$62,000	\$67,665	\$66,500
Deduct repayments			117
Grand total obligations	62,000	67,665	66,383
Prior year balance available in 1945			-5,048
1945 balance available in 1946		-5,665	+5,665
Total estimate or appropriation	62,000	62,000	67,000
<b>BY PROJECTS OR FUNCTIONS</b>			
1. Compensation to temporarily injured employees	\$16,797	\$18,800	\$16,797
2. Hospitals	3,870	5,650	6,370
3. Doctors	2,583	4,350	3,593
4. Nurses	261		761
5. Medical supplies	320	200	620
6. Burial expenses			58
7. Permanently injured employees	29,537	29,665	29,669
8. Widows	8,632	9,000	8,632
Grand total obligations	62,000	67,665	66,500
Adjustments (see objects schedule for detail)		-5,665	+500
Total estimate or appropriation	62,000	62,000	67,000

**Administrative Expenses, Workmen's Compensation, District of Columbia—**

Workmen's compensation, administrative expenses: For reimbursement to the Employees' Compensation Commission for administration of the law providing compensation for disability or death resulting from injury to employees in certain employments in the District of Columbia, **[\$86,580] \$99,200.** (33 U. S. C. 901; Act of June 30, 1945, Public Law 103.)

Estimate 1947, **\$99,200**                      Appropriated 1946, **\$86,580**

Reimbursements to Employees' Compensation Commission: Obligations—1947, \$99,200; 1946, \$86,580; 1945, \$106,635.

**Civil Service Retirement and Disability Fund, Liability of District of Columbia—**

District government employees' retirement: For financing of the liability of the government of the District of Columbia, created by the Act approved May 22, 1920, as amended (5 U. S. C. 707a), **[\$1,220,000] \$1,193,000**, which amount shall be placed to the credit of the "Civil service retirement and disability fund". (Act of June 30, 1945, Public Law 103.)

Estimate 1947, **\$1,193,000**                      Appropriated 1946, **\$1,220,000**

Transferred to "Civil service retirement and disability fund": 1947, \$1,193,000; 1946, \$1,220,000; 1945, \$1,290,875.

Total, compensation and retirement fund expenses, District of Columbia:

Estimate 1947, **\$1,354,200**                      Appropriated 1946, **\$1,368,580**

**DISTRICT DEBT SERVICE**

**District Debt Service, General Fund, District of Columbia—**

For reimbursement to the United States of funds loaned, in compliance with section 4 of the Act of May 29, 1930 (46 Stat. 482), as amended, **[\$122,000]** and section 3 of the Act of December 20, 1941 (55 Stat. 847), including interest as required thereby, **\$800,000.** (Act of June 30, 1945, Public Law 103.)

Estimate 1947, **\$800,000**                      Appropriated 1946, **\$122,000**

By objects	Obligations		
	Estimate, 1947	Estimate, 1946	Actual, 1945
15 Public debt retirement	\$800,000	\$122,000	\$5,035,849
<b>BY PROJECTS OR FUNCTIONS</b>			
1. Public works repayment			\$2,054,757
2. Lanham Act repayment	\$650,000		337,486
3. Black-out repayment			910,082
4. Capper-Cramton repayment	150,000	\$122,000	1,733,524
Total estimate or appropriation	800,000	122,000	5,035,849

**District Debt Service, Highway Fund, District of Columbia—**

District debt service (payable from highway fund): For reimbursement to the United States of funds loaned, including interest as required, in compliance with sections 3 and 4 of the Act of December 20, 1941 (55 Stat. 847), as amended, **[\$44,000] \$125,000.** (Act of June 30, 1945, Public Law 103.)

Estimate 1947, **\$125,000**                      Appropriated 1946, **\$44,000**

15 Public debt retirement: Obligations—1947, \$125,000; 1946, \$44,000.

**District Debt Service, Water Fund, District of Columbia—**

District debt service (payable from water fund): For reimbursement to the United States of funds loaned, including interest as required, in compliance with sections 3 and 4 of the Act of December 20, 1941 (55 Stat. 847), as amended, **\$250,000.** (Act of June 30, 1945, Public Law 103.)

Appropriated 1946, **\$250,000**

15 Public debt retirement: Obligations—1946, \$250,000.

Total, District Debt Service, District of Columbia:

Estimate 1947, **\$925,000**                      Appropriated 1946, **\$416,000**

**PUBLIC WORKS INVESTMENT FUND**

**Public Works Investment Fund, District of Columbia—**

For investment by the Secretary of the Treasury in United States securities for the account of the general fund of the District of Columbia, to provide, as priorities permit, for public works projects postponed on account of the war, **\$5,000,000.** (Act of June 30, 1945, Public Law 103.)

Appropriated 1946, **\$5,000,000**

16 Investments and loans: Obligations—1946, \$5,000,000; 1945, \$5,000,000.

**REGULATORY AGENCIES**

Regulatory agencies: For all expenses necessary for agencies named under this general head, including, in addition to the objects specified respectively under each head, personal services, books of reference and periodicals, and printing and binding: (Act of June 30, 1945, Public Law 103.)

**Salaries and Expenses, Alcoholic Beverage Control Board, District of Columbia—**

Alcoholic Beverage Control Board, including witness fees, and \$1,000 for the purchase of samples, [and allowances for privately owned automobiles used for the performance of official duties (not to exceed \$264 per annum for each automobile), **\$65,700] \$79,500.** (Act of June 30, 1945, Public Law 103.)

Estimate 1947, **\$79,500**                      Appropriated 1946, **\$65,700**

By objects	Obligations					
	Estimate, 1947		Estimate, 1946		Actual, 1945	
<b>PERSONAL SERVICES, DEPARTMENTAL</b>						
Unclassified:	Man-years	Total salary	Man-years	Total salary	Man-years	Total salary
Members of the board	3	\$16,800	3	\$16,800	3	\$15,000
Clerical, administrative, and fiscal service:						
Grade 9. Range \$3,640 to \$4,300:						
Executive secretary	1	4,190	1	4,080	1	3,470
Chief inspector	1	3,860	1	3,750	1	3,170
Grade 8. Range \$3,310 to \$3,970	1	3,530	1	3,420	1	2,890
Grade 7. Range \$2,980 to \$3,640	8	25,600	8	24,720	6.5	15,101
Grade 6. Range \$2,650 to \$3,310	2	5,740	2	5,520	1	2,112
Grade 5. Range \$2,320 to \$2,980					0.3	644
Grade 4. Range \$2,100 to \$2,496	3	6,630	3	6,498	2	3,665
Grade 3. Range \$1,902 to \$2,298	3	6,168	3	5,970	1.2	1,746
Grade 2. Range \$1,704 to \$2,100					0.5	1,075
Crafts, protective, and custodial service:						
Grade 3. Range \$1,572 to \$1,902	1	1,638	1	1,572	0.5	744
Total permanent, departmental	23	74,156	23	72,330	18	49,617
Temporary employment, departmental			2	1,150	3	1,312
Overtime pay, departmental				1,590		5,523
01 Personal services (net)	23	74,156	25	75,070	21	56,452
<b>OTHER OBLIGATIONS</b>						
02 Travel		2,108		1,515		1,086
04 Communication services		500		500		435
06 Printing and binding		1,025		1,025		1,065
07 Other contractual expenses		700		700		808
08 Supplies and materials		700		700		176
09 Equipment		311		300		566
Total other obligations		5,344		4,740		4,136
Grand total obligations		79,500		79,810		60,688



By objects	Obligations		
	Estimate, 1947	Estimate, 1946	Actual, 1945
Excess of obligations over appropriation due to Public Law 106		- \$14, 110	
Estimated savings, unobligated balance			\$6, 357
Total estimate or appropriation	\$79, 500	65, 700	66, 945

**Salaries and Expenses, Board of Indeterminate Sentence and Parole, District of Columbia—**

Board of Indeterminate Sentence and Parole, [including allowances for privately owned automobiles used for the performance of official duties (not to exceed \$264 per annum for each automobile), \$30,400] \$35,500. (Act of June 30, 1945, Public Law 103.)

Estimate 1947, \$35,300                      Appropriated 1946, \$30,400

By objects	Obligations					
	Estimate, 1947		Estimate, 1946		Actual, 1945	
<b>PERSONAL SERVICES, DEPARTMENTAL</b>						
Clerical, administrative, and fiscal service:	Man-years	Total salary	Man-years	Total salary	Man-years	Total salary
Grade 11. Range \$4,300 to \$5,180:						
Executive secretary	1	\$4, 529	1	\$4, 419	1	\$3, 500
Grade 8. Range \$3,310 to \$3,970	1	3, 365	1	3, 310	0 2	483
Grade 4. Range \$2,100 to \$2,496	2	4, 332	2	4, 266	2	3, 600
Grade 3. Range \$1,902 to \$2,298	2	4, 068	2	3, 936	2	3, 222
Subprofessional service:						
Grade 8. Range \$2,980 to \$3,640	1	3, 200	1	3, 090	1 5	3, 900
Grade 7. Range \$2,650 to \$3,310	4	11, 150	4	10, 765	3 1	6, 733
Grade 5. Range \$2,100 to \$2,496	1	2, 232	1	2, 166	1	1, 800
Total permanent, departmental	12	32, 876	12	31, 952	10 8	23, 538
Overtime pay, departmental				828		2, 414
All personal services, departmental	12	32, 876	12	32, 780	10 8	26, 952
Deduct quarters and subsistence furnished		380		380		380
01 Personal services (net)	12	32, 496	12	32, 400	10 8	26, 572
<b>OTHER OBLIGATIONS</b>						
02 Travel		1, 571		1, 571		1, 031
04 Communication services		400		400		362
06 Printing and binding		380		380		250
07 Other contractual services		25		25		7
08 Supplies and materials		300		300		138
09 Equipment		128		164		
Total other obligations		2, 804		2, 840		1, 818
Grand total obligations		35, 300		35, 240		28, 350
Excess of obligations over appropriation due to Public Law 106				-4, 840		
Estimated savings, unobligated balance						1, 361
Total estimate or appropriation		35, 300		30, 400		29, 751

**Salaries and Expenses, Coroner's Office, District of Columbia—**

Coroner's office, including juror and witness fees, and repairs to the morgue, [\$23,400] \$33,400. (Act of June 30, 1945, Public Law 103.)

Estimate 1947, \$33,400                      Appropriated 1946, \$23,400

By objects	Obligations					
	Estimate, 1947		Estimate, 1946		Actual, 1945	
<b>PERSONAL SERVICES, DEPARTMENTAL</b>						
Professional services:	Man-years	Total salary	Man-years	Total salary	Man-years	Total salary
Grade 5. Range \$5,180 to \$6,020:						
Coroner	1	\$5, 390	1	\$5, 180		
Grade 4. Range \$4,300 to \$5,180:						
Coroner					1	\$3, 950
Deputy coroner	1 6	7, 086	1 6	6, 880		
Grade 3. Range \$3,640 to \$4,300:						
Deputy coroner					1	3, 556
Clerical, administrative, and fiscal service:						
Grade 5. Range \$2,320 to \$2,980	1	2, 485	1	2, 375		
Grade 4. Range \$2,100 to \$2,496	1	2, 232	1	2, 166	2	3, 826
Subprofessional service:						
Grade 4. Range \$1,902 to \$2,298	5	9, 956	5	9, 725	0 1	50
Crafts, protective, and custodial service:						
Grade 4. Range \$1,770 to \$2,166					1	1, 573
Grade 2. Range \$1,440 to \$1,770					1 9	2, 415
Total permanent, departmental	9 6	27, 149	9 6	26, 326	7	15, 370
Overtime pay, departmental				546		2, 347
Night-work differential, departmental		200		194		
01 Personal services (net)	9 6	27, 349	9 6	27, 066	7	17, 717

By objects	Obligations		
	Estimate, 1947	Estimate, 1946	Actual, 1945
<b>OTHER OBLIGATIONS</b>			
04 Communication services	\$385	\$385	\$363
05 Rents and utility services	950	950	799
06 Printing and binding	75	75	66
07 Other contractual services	3, 691	4, 015	2, 782
08 Supplies and materials	500	320	341
09 Equipment	450		300
Total other obligations	6, 051	5, 745	4, 651
Grand total obligations	33, 400	32, 811	22, 368
Excess of obligations over appropriation due to Public Law 106		-3, 771	
Estimated savings, unobligated balance			2, 992
Total estimate or appropriation	33, 400	23, 400	25, 360

**Salaries and Expenses, Department of Insurance, District of Columbia—**

Department of Insurance, [\$44,500] \$52,700. (Act of June 30, 1945, Public Law 103.)

Estimate 1947, \$52,700                      Appropriated 1946, \$44,500

By objects	Obligations					
	Estimate, 1947		Estimate, 1946		Actual, 1945	
<b>PERSONAL SERVICES, DEPARTMENTAL</b>						
Clerical, administrative, and fiscal service:	Man-years	Total salary	Man-years	Total salary	Man-years	Total salary
Grade 13. Range \$6,230 to \$7,070:						
Superintendent of insurance	1	\$6, 860	1	\$6, 860	1	\$5, 950
Grade 11. Range \$4,300 to \$5,180:						
Deputy superintendent and chief examiner	1	4, 740	1	4, 520	1	3, 900
Grade 10. Range \$3,970 to \$4,630:						
Deputy superintendent	1	4, 490	1	4, 410	1	3, 775
Grade 9. Range \$3,640 to \$4,300:						
Special examiner	1	4, 080	1	3, 970	0 9	2, 909
Grade 8. Range \$3,310 to \$3,970	1	3, 480	1	3, 420	0 7	1, 917
Grade 4. Range \$2,100 to \$2,496	5	11, 385	5	11, 160	4 9	9, 015
Grade 2. Range \$1,704 to \$2,100	1	1, 808	1	1, 770	1	1, 372
Professional service:						
Grade 5. Range \$5,180 to \$6,020:						
Deputy superintendent	1	5, 390	1	5, 390	1	4, 533
Grade 4. Range \$4,300 to \$5,180:						
Actuary	1	4, 850	1	4, 740	0 5	2, 067
Grade 3. Range \$3,640 to \$4,300:						
Assistant deputy superintendent	1	3, 847	1	3, 750	0 9	2, 933
Total permanent, departmental	14	50, 930	14	49, 900	12 9	38, 371
Overtime pay, departmental				840		4, 582
01 Personal services (net)	14	50, 930	14	50, 830	12 9	42, 953
<b>OTHER OBLIGATIONS</b>						
02 Travel		200				
04 Communication services		450		450		447
06 Printing and binding		800		800		878
08 Supplies and materials		320		320		395
Total other obligations		1, 770		1, 570		1, 720
Grand total obligations		52, 700		52, 400		44, 673
Excess of obligations over appropriation due to Public Law 106				-7, 900		
Estimated savings, unobligated balance						3, 627
Total estimate or appropriation		52, 700		44, 500		48, 300

**Salaries and Expenses, Department of Weights, Measures, and Markets, District of Columbia—**

Department of Weights, Measures, and Markets, including maintenance and repairs to markets, \$2,500 for purchase of commodities and for personal services in connection with investigation and detection of sales of short weight and measure, maintenance and repair of motor vehicles, and for the purchase, including exchange, of one motor vehicle, [\$128,100, together with not to exceed \$6,000 of the unexpended balance of the appropriation for this purpose contained in the District of Columbia Appropriation Act, 1945] \$124,500: Provided, That the Disbursing Officer of the District of Columbia is authorized to advance to the Superintendent of the Department of Weights, Measures, and Markets, upon requisition previously approved by the Auditor of the District of Columbia, sums of money, not exceeding [\$100] \$200 at any one time, to be used exclusively in connection with investigations and detection of short weights and measures. (41 Stat. 1217: Act of June 30, 1945, Public Law 103.)

Estimate 1947, \$124,500                      Appropriated 1946, \$128,100

REGULATORY AGENCIES—Continued

Salaries and Expenses, Department of Weights, Measures, and Markets, District of Columbia—Continued

By objects	Obligations					
	Estimate, 1947		Estimate, 1946		Actual, 1945	
	Man-years	Total salary	Man-years	Total salary	Man-years	Total salary
<b>PERSONAL SERVICES, DEPARTMENTAL</b>						
Clerical, administrative, and fiscal service:						
Grade 12. Range \$5,180 to \$6,020:						
Superintendent	1	\$5,338	1	\$5,180	0.3	\$958
Grade 11. Range \$4,300 to \$5,180:						
1	1	3,771	1	3,661	0.7	3,008
Grade 9. Range \$3,640 to \$4,300:						
1				0.3	667	
Grade 8. Range \$3,310 to \$3,970:					0.7	2,325
Grade 6. Range \$2,650 to \$3,310:	1	2,925	1	2,815	1	2,350
Grade 4. Range \$2,100 to \$2,496:	2	4,710	2	4,578	2	3,825
Grade 3. Range \$1,902 to \$2,298:	1	1,902				
Subprofessional service:						
Grade 7. Range \$2,650 to \$3,310:	2	5,655	2	5,435	1.4	3,067
Grade 5. Range \$2,320 to \$2,980:	13	32,047	11	26,197	7.6	14,708
Grade 5. Range \$2,100 to \$2,496:					2.5	5,360
Crafts, protective, and custodial service:						
Grade 7. Range \$2,364 to \$2,870:	1	2,544	1	2,478	1	2,085
Grade 6. Range \$2,166 to \$2,562:	1	2,364	1	2,298	1	1,920
Grade 5. Range \$1,968 to \$2,364:	3	6,315	3	6,117	2.8	4,810
Grade 4. Range \$1,770 to \$2,166:	6	11,285	6	10,889	4.5	7,272
Grade 3. Range \$1,572 to \$1,902:	1	1,737	1	1,671	1	1,350
Grade 2. Range \$1,440 to \$1,770:	7	11,273	7	10,811	5.9	7,465
Total permanent, departmental	40	91,866	37	82,130	32.7	61,170

By objects	Obligations					
	Estimate, 1947		Estimate, 1946		Actual, 1945	
	Man-years	Total salary	Man-years	Total salary	Man-years	Total salary
<b>PERSONAL SERVICES, DEPARTMENTAL—con.</b>						
Overtime pay, departmental				\$2,891		\$10,253
Night-work differential, departmental		\$475		475		
01 Personal services (net)	40	92,341	37	85,496	32.7	71,423
<b>OTHER OBLIGATIONS</b>						
02 Travel		250		250		175
04 Communication services		155		155		75
05 Rents and utility services		4,329		4,329		2,984
06 Printing and binding		1,600		700		501
07 Other contractual services		7,150		57,690		27,501
08 Supplies and materials		3,925		3,396		3,041
09 Equipment		14,750		1,200		1,038
Total other obligations		32,159		67,720		35,315
Grand total obligations		124,500		153,216		106,738
Reappropriation of 1945 balance for 1946				-6,000		+6,000
Net total obligations		124,500		147,216		112,738
Excess of obligations over appropriation due to Public Law 106				-15,736		
Excess of obligations over appropriation due to reallocations				-3,380		
Estimated savings, unobligated balance						472
Total estimate or appropriation		124,500		128,100		113,210

Statement of proposed expenditures for purchase, maintenance, repair, and operation of passenger-carrying vehicles for the fiscal year ending June 30, 1947

DEPARTMENT OF WEIGHTS, MEASURES, AND MARKETS

Appropriation	Vehicles (motor unless otherwise indicated) to be purchased		Old vehicles to be exchanged		Net cost of vehicles to be purchased	Old vehicles still to be used	Total maintenance, repair, and operation, all vehicles	Public purpose and users
	Number	Gross cost	Number	Allowance (estimated)				
Salaries and expenses, Department of Weights, Measures, and Markets, District of Columbia.	1	\$1,050	1	\$100	\$950	7	\$2,080	Used for daily field inspection trips by inspectors and investigators in the enforcement of the Standard Weights and Measures Act for the District of Columbia.

Salaries and Expenses, License Bureau, District of Columbia—

License bureau, \$27,700. (39 Stat. 1006.)

Estimate 1947, \* \$27,700

\* Transferred from "Salaries and expenses, assessor's office, District of Columbia." For comparative purposes the amounts provided for 1945 and 1946 are shown in the schedule as transfers.

By objects	Obligations					
	Estimate, 1947		Estimate, 1946		Actual, 1945	
	Man-years	Total salary	Man-years	Total salary	Man-years	Total salary
<b>PERSONAL SERVICES, DEPARTMENTAL</b>						
Clerical, administrative, and fiscal service:						
Grade 11. Range \$4,300 to \$5,180:						
Superintendent of licenses	1	\$4,300	0.7	\$2,867		
Grade 9. Range \$3,640 to \$4,300:						
Assistant superintendent of licenses	1	3,640	0.7	2,427		
Grade 8. Range \$3,310 to \$3,970:				0.3	1,177	\$3,600
Grade 5. Range \$2,320 to \$2,980:	1	2,320	0.3	846	1	2,100
Grade 4. Range \$2,100 to \$2,496:	1	2,100	1	2,100	0.4	450
Grade 3. Range \$1,902 to \$2,298:	6	11,610	4	7,701	1.5	2,430
Grade 2. Range \$1,704 to \$2,100:					2	3,125
Total permanent, departmental	10	23,970	7	17,118	5.9	11,105
Overtime pay, departmental				565		1,866
01 Personal services (net)	10	23,970	7	17,683	5.9	12,971
<b>OTHER OBLIGATIONS</b>						
02 Travel		65		65		65
04 Communication services		1,150		1,150		1,150
06 Printing and binding		1,577		1,277		1,277
07 Other contractual services		25		25		15
08 Supplies and materials		423		423		417
09 Equipment		490				128
Total other obligations		3,730		2,940		3,052
Grand total obligations		27,700		20,623		16,023
Received by transfer from "Salaries and expenses, assessor's office, District of Columbia"				-20,623		-16,023
Total estimate or appropriation		27,700				

Salaries and Expenses, Minimum Wage and Industrial Safety Board, District of Columbia—

Minimum Wage and Industrial Safety Board, [\$39,200] \$53,400. (40 Stat. 950; 52 Stat. 758; 55 Stat. 738; Act of June 30, 1945, Public Law 103.)

Estimate 1947, \$53,400

Appropriated 1946, \$39,200

By objects	Obligations					
	Estimate, 1947		Estimate, 1946		Actual, 1945	
	Man-years	Total salary	Man-years	Total salary	Man-years	Total salary
<b>PERSONAL SERVICES, DEPARTMENTAL</b>						
Clerical, administrative, and fiscal service:						
Grade 11. Range \$4,300 to \$5,180:						
Executive secretary	1	\$4,465	1	\$4,300	1.1	\$4,360
Grade 3. Range \$1,902 to \$2,298:	3	6,052	2	4,018	2	3,315
Professional service:						
Grade 4. Range \$4,300 to \$5,180:						
Director of industrial safety	1	4,520	1	4,410	1	3,800
Grade 3. Range \$3,640 to \$4,300:						
Economic analyst	1	3,777	1	3,667	1	3,012
Grade 2. Range \$2,980 to \$3,640:	1	3,090	1	2,980		
Subprofessional service:						
Grade 7. Range \$2,650 to \$3,310:	1	2,815	1	2,705	1	2,192
Grade 6. Range \$2,320 to \$2,980:	4	9,734	3	7,084	2.9	5,652
Grade 5. Range \$2,100 to \$2,496:	6	13,243	5	10,813	4.9	8,881
Total permanent, departmental	18	47,696	15	39,977	13.9	31,212
Overtime pay, departmental				1,229		4,472
01 Personal services (net)	18	47,696	15	41,206	13.9	35,684
<b>OTHER OBLIGATIONS</b>						
02 Travel		885		755		683
04 Communication services		1,000		1,000		250
06 Printing and binding		2,150		2,150		663
07 Other contractual services		464		170		376
08 Supplies and materials		650		370		215
09 Equipment		555		335		297
Total other obligations		5,704		4,780		2,484
Grand total obligations		53,400		45,986		38,168
Excess of obligations over appropriation due to Public Law 106				-6,786		
Estimated savings, unobligated balance						754
Total estimate or appropriation		53,400		39,200		38,922

**Salaries and Expenses, Office of Administrator of Rent Control, District of Columbia—**

Office of Administrator of Rent Control, **[\$80,700] \$45,200.**  
(55 Stat. 738; Act of June 30, 1945, Public Law 103.)

Estimate 1947, **\$45,200** Appropriated 1946, **\$80,700**

By objects	Obligations					
	Estimate, 1947		Estimate, 1946		Actual, 1945	
	Man-years	Total salary	Man-years	Total salary	Man-years	Total salary
<b>PERSONAL SERVICES, DEPARTMENTAL</b>						
Unclassified:						
Administrator of rent control	0.5	\$4,113	1	\$8,225	1	\$7,500
Clerical, administrative, and fiscal service:						
Grade 14. Range \$7,175 to \$8,225:						
Deputy administrator	0.5	3,718	1	7,437	1	6,750
Grade 11. Range \$4,300 to \$5,180:						
Public relations officer	0.5	2,260	1	4,520	1	3,800
Grade 9. Range \$3,640 to \$4,300:						
Secretary-booklet clerk	0.5	1,875	1	3,750	1	3,200
Grade 7. Range \$2,980 to \$3,640:						
1	3,090	2	6,180	1.6	4,265	
Grade 5. Range \$2,320 to \$2,980:						
1	2,320	2	4,640	1	2,000	
Grade 4. Range \$2,100 to \$2,496:						
0.5	1,116	1	2,232	1	1,800	
Grade 3. Range \$1,902 to \$2,248:						
2	3,903	4	7,806	4	6,169	
Grade 2. Range \$1,704 to \$2,100:						
3	5,178	6	10,356	5	7,437	
Professional service:						
Grade 5. Range \$5,180 to \$6,020:						
General counsel	0.5	2,695	1	5,390	1	4,800
Grade 4. Range \$4,300 to \$5,180:						
Examiner	1.5	6,070	3	13,340	2.8	11,225
Grade 2. Range \$2,980 to \$3,640:						
0.5	1,545	1	3,090	1	2,600	
Crafts, protective, and custodial service:						
Grade 3. Range \$1,572 to \$1,902:						
1	1,667	2	3,342	2	2,702	
Total permanent, departmental	13	40,150	26	80,308	23.4	64,308
Overtime pay, departmental				1,426		6,490
01 Personal services (net)	13	40,150	26	81,734	23.4	70,798
<b>OTHER OBLIGATIONS</b>						
04 Communication services		2,050		4,100		3,277
06 Printing and binding		1,500		3,000		1,366
07 Other contractual services		300		500		413
08 Supplies and materials		1,200		2,400		864
09 Equipment				1,000		568
Total other obligations		5,050		11,000		6,488
Grand total obligations		45,200		92,734		77,286
Excess of obligations over appropriation due to Public Law 106				-12,034		
Estimated savings, unobligated balance						10,447
Total estimate or appropriation		45,200		80,700		87,733

**Salaries and Expenses, Office of Recorder of Deeds, District of Columbia—**

Office of Recorder of Deeds, including lawbooks and \$100 for equipment and medical supplies for rest room, **[\$148,700] \$189,600.**  
(Act of June 30, 1945, Public Law 103; Act of Dec. 28, 1945, Public Law 269.)

Estimate 1947, **\$189,600** Appropriated 1946, **\$161,100**

\* Includes \$12,400 appropriated in the First Deficiency Appropriation Act, 1946.

By objects	Obligations					
	Estimate, 1947		Estimate, 1946		Actual, 1945	
	Man-years	Total salary	Man-years	Total salary	Man-years	Total salary
<b>PERSONAL SERVICES, DEPARTMENTAL</b>						
Unclassified:						
Recorder of deeds	1	\$8,750	1	\$8,750	0.9	\$6,882
Clerical, administrative, and fiscal service:						
Grade 12. Range \$5,180 to \$6,020:						
First deputy recorder	1	5,390	1	5,285	1	4,600
Grade 9. Range \$3,640 to \$4,300:						
Second deputy recorder	1	3,860	1	3,750	1	3,200
Executive assistant	1	3,741	1	3,640	0.8	2,665
Grade 7. Range \$2,980 to \$3,640:						
1	3,420	1	3,310	0.2	583	
Grade 6. Range \$2,650 to \$3,310:						
1	2,806	1	2,696	1.3	3,271	
Grade 5. Range \$2,320 to \$2,980:						
9	22,924	9	21,934	5.5	11,189	
Grade 4. Range \$2,100 to \$2,496:						
7	15,828	7	15,366	6.8	12,261	
Grade 3. Range \$1,902 to \$2,298:						
9	18,663	9	18,070	10.8	17,772	
Grade 2. Range \$1,704 to \$2,100:						
41	78,360	42.7	78,782	39.7	59,753	
Professional service:						
Grade 2. Range \$2,980 to \$3,640:						
				0.5	1,487	
Subprofessional service:						
Grade 4. Range \$1,902 to \$2,298:						
1	1,979	1	1,913	0.2	270	
Crafts, protective, and custodial service:						
Grade 4. Range \$1,770 to \$2,106:						
5	9,510	5	9,246			
Grade 3. Range \$1,572 to \$1,902:						
2	3,419	2	3,292	1.8	2,770	
Total permanent, departmental	80	178,650	81.7	176,034	70.5	126,703
Overtime pay, departmental				23,894		25,131
01 Personal services (net)	80	178,650	81.7	199,928	70.5	151,834

By objects	Obligations		
	Estimate, 1947	Estimate, 1946	Actual, 1945
<b>OTHER OBLIGATIONS</b>			
02 Travel	\$200	\$200	\$174
04 Communication services	2,000	2,000	2,087
06 Printing and binding	3,450	3,000	3,270
07 Other contractual services	1,000	1,000	982
08 Supplies and materials	2,500	3,000	1,278
09 Equipment	1,800	1,800	1,933
Total other obligations	10,950	11,000	9,724
Grand total obligations	189,600	210,928	161,558
Excess of obligations over appropriation due to Public Law 106		-49,828	
Estimated savings, unobligated balance			864
Total estimate or appropriation	189,600	161,100	162,422

**Salaries and Expenses, Poundmaster's Office, District of Columbia—**

Poundmaster's office, including uniforms for dog catchers, **[\$22,200] \$28,200.** (Act of June 30, 1945, Public Law 103.)

Estimate 1947, **\$28,200** Appropriated 1946, **\$22,200**

By objects	Obligations					
	Estimate, 1947		Estimate, 1946		Actual, 1945	
	Man-years	Total salary	Man-years	Total salary	Man-years	Total salary
<b>PERSONAL SERVICES, DEPARTMENTAL</b>						
Unclassified:						
Poundmaster	1	\$3,509	1	\$3,509	1	\$3,080
Clerical, administrative, and fiscal service:						
Grade 3. Range \$1,902 to \$2,298:						
1	2,084	1	2,018	1	1,665	
Crafts, protective, and custodial service:						
Grade 5. Range \$1,968 to \$2,364:						
1	2,133	1	2,067	1	1,710	
Grade 4. Range \$1,770 to \$2,166:						
4	7,594	4	7,330	4.2	6,207	
Grade 3. Range \$1,572 to \$1,902:						
1	6,404	3.8	5,945	1.6	2,097	
Total permanent, departmental	11	21,724	10.8	20,869	8.8	14,759
Overtime pay and additional compensation, departmental				6,135		3,274
01 Personal services (net)	11	21,724	10.8	27,004	8.8	18,033
<b>OTHER OBLIGATIONS</b>						
04 Communication services		75		75		75
05 Rents and utility services		200		200		200
06 Printing and binding		40		40		88
07 Other contractual services		1,450		900		1,470
08 Supplies and materials		2,711		2,265		3,001
09 Equipment		2,000		1,000		2,294
Total other obligations		6,476		4,420		7,128
Grand total obligations		28,200		31,424		25,161
Excess of obligations over appropriation due to Public Law 106				-9,224		
Estimated savings, unobligated balance						394
Total estimate or appropriation		28,200		22,200		25,555

**Salaries and Expenses, Public Utilities Commission, District of Columbia—**

Public Utilities Commission, including a people's counsel and newspapers, **[\$98,000] \$112,500: Provided,** That no appropriation in this Act shall be used for or in connection with the preparation, issuance, publication, or enforcement of any regulation or order of the Public Utilities Commission requiring the installation of meters in taxicabs, or for or in connection with the licensing of any vehicle to be operated as a taxicab except for operation in accordance with such system of uniform zones and rates and regulations applicable thereto as shall have been prescribed by the Public Utilities Commission. (Act of June 30, 1945, Public Law 103.)

Estimate 1947, **\$112,500** Appropriated 1946, **\$98,000**

By objects	Obligations					
	Estimate, 1947		Estimate, 1946		Actual, 1945	
	Man-years	Total salary	Man-years	Total salary	Man-years	Total salary
<b>PERSONAL SERVICES, DEPARTMENTAL</b>						
Presidential appointment:						
Commissioner	2	\$16,450	2	\$16,450	1.9	\$14,521
People's counsel	1	8,225	1	8,225	1	7,500
Clerical, administrative, and fiscal service:						
Grade 13. Range \$6,230 to \$7,070:						
Executive accountant and auditor	1	6,230	1	6,230	0.1	718
Grade 12. Range \$5,180 to \$6,020:						
Chief accountant					0.9	4,357
Executive secretary	1	5,600	1	5,487	1	4,800



**General Supervision and Instruction, Public Schools, District of Columbia—**

General supervision and instruction: For all expenses necessary for supervision, instruction, and education in the teachers colleges and in the day, evening, and summer public schools of the District of Columbia, and the education of foreigners of all ages in the Americanization schools; including personal services; printing and binding; textbooks, lawbooks, books of reference, newspapers, and periodicals; and subsistence supplies for pupils attending the schools for crippled children; [**\$8,800,000**] **\$10,604,300**, of which \$300,000 shall be available immediately: *Provided*, That hereafter no part of the funds [herein] appropriated for the public schools shall be available for the operation of any school which denies to legally adopted children the same treatment as that given to children living with their natural parents. (*34 Stat. 316-321; 46 Stat. 62; Act of July 21, 1945, Public Law 158; Act of July 24, 1945, Public Law 160-A; Act of June 30, 1945, Public Law 103.*)

Estimate 1947, **\$10,604,300**      Appropriated 1946, **\$8,860,000**

By objects	Obligations					
	Estimate, 1947		Estimate, 1946		Actual, 1945	
<b>PERSONAL SERVICES, TEACHERS' SALARY ACT</b>						
<i>Regular day schools</i>						
Supervisory officers:	Man-years	Total salary	Man-years	Total salary	Man-years	Total salary
Class 25. Range \$6,000 to \$7,000: President of teachers college.....	2	\$13,200	2	\$12,800	2	\$11,600
Class 23. Range \$4,700 to \$5,500: Divisional director.....	9	43,200	8	41,517	8	35,500
Class 21. Range \$3,900 to \$4,700: Assistant director.....	1	4,000	1	3,900	2	6,900
Class 20. Range \$4,700 to \$5,500: Principal of senior high school.....	11	54,400	11	53,300	11	48,400
Class 19. Range \$4,700 to \$5,500: Principal of vocational high school.....	5	24,000	5	23,500	5	19,300
Class 18. Range \$4,200 to \$5,000: Principal of junior high school.....	19	85,200	19	83,300	18	73,400
Class 17. Range \$3,900 to \$4,700: Head of department.....	25	102,750	23	93,950	23	83,500
Class 16. Range \$3,900 to \$4,700: Assistant principal in senior high school.....	19	77,500	19	74,300	17	59,200
Class 14. Range \$3,700 to \$4,500: Assistant principal in junior high school.....	11	43,300	11	42,200	11	36,700
Class 13. Range \$3,700 to \$4,500: Principal in elementary school or Americanization school.....	87	330,600	86.3	319,428	81	255,800
Teachers, etc.:						
Class 12. Range \$4,400 to \$5,200: Professor in teachers college.....	12	58,800	12	57,600	12	52,300
Class 10. Range \$3,400 to \$4,200: Assistant professor in teachers college.....	11	45,500	11	44,400	11	38,900
Class 8A. Range \$2,100 to \$2,900.....	6	15,400	6	14,800	6	11,500
Class 7A. Range \$2,100 to \$3,300.....	32	101,400	32	98,200	32	84,000
Class 7B. Range \$3,400 to \$3,700.....	30	111,000	30	108,000	30	95,500
Class 6A. Range \$1,900 to \$2,900.....	1	2,900	1	2,800	1	2,400
Class 6C. Range \$2,100 to \$3,300.....	8	25,600	8	24,800	8	21,000
Class 6D. Range \$3,400 to \$3,700.....	1	3,700	1	3,600	1	3,200
Class 5A. Range \$1,900 to \$2,900.....	51	133,000	49	123,900	45.5	102,800
Class 5B. Range \$3,000 to \$3,300.....	4	13,200	4	12,800	4	11,200
Class 5C. Range \$2,100 to \$3,300.....	10	29,000	8	23,575	8	19,900
Class 4A. Range \$1,900 to \$2,900.....	12	30,700	12	29,500	12	24,200
Class 3A. Range \$2,100 to \$3,300.....	534	1,672,400	534	1,620,466	525	1,340,300
Class 3B. Range \$3,400 to \$3,700.....	154	567,800	154	552,400	153.7	487,100
Class 2A. Range \$1,900 to \$2,900.....	473	1,156,000	471	1,104,241	464	957,300
Class 2B. Range \$3,000 to \$3,300.....	28	91,500	28	88,700	28	76,552
Class 2C. Range \$2,100 to \$3,300.....	232	730,500	229	700,689	224	583,200
Class 2D. Range \$3,400 to \$3,700.....	38	139,700	38	135,900	38	119,500
Class 1A. Range \$1,900 to \$2,900.....	1,456	3,659,965	1,437	3,475,444	1,419	2,785,400
Class 1B. Range \$3,000 to \$3,300.....	114	355,000	114	343,600	109.5	281,190
Annual substitutes:						
Class 3A. Salary \$2,100.....	8	16,800	8	16,800	8	14,400
Class 2C. Salary \$2,100.....	2	4,200	2	4,200	2	3,600
Class 1A. Salary \$1,900.....	14	26,600	14	26,600	14	19,600
Total permanent, Teachers' Salary Act.....	3,420	9,768,815	3,389.1	9,361,210	3,337.2	7,765,342
Temporary employment, Teachers' Salary Act.....	9	17,000	10	20,000	9	14,920
Part-time employment, Teachers' Salary Act:						
<i>Evening schools</i>						
High school principals.....		6,150		6,150		5,445
High school teachers.....		65,700		65,700		60,315
Vocational high school principals.....		1,950		1,950		1,783
Vocational high school teachers.....		15,400		15,400		12,445
Elementary school principals.....		1,500		1,500		1,375
Elementary school teachers.....		15,950		15,950		12,837
Total, evening schools.....	53.3	106,650	53.3	106,650	53.3	94,200

By objects	Obligations					
	Estimate, 1947		Estimate, 1946		Actual, 1945	
<b>PERSONAL SERVICES, TEACHERS' SALARY ACT—continued</b>						
Part-time employment, Teachers' Salary Act—Continued	Man-years	Total salary	Man-years	Total salary	Man-years	Total salary
<i>Summer schools</i>						
Teachers college teachers.....		\$2,750		\$2,750		\$2,242
Senior high school principals.....		700		700		532
Senior high school teachers.....		15,900		15,900		13,260
Junior high school principals.....		900		900		640
Junior high school teachers.....		10,150		10,150		7,741
Vocational high school teachers.....		450		450		360
Elementary school principals.....		5,400		5,400		4,384
Elementary school teachers.....		13,750		13,750		9,921
Total, summer schools.....	26.3	50,000	26.3	50,000	25.7	39,080
<i>Americanization school</i>						
Summer school teachers.....		1,700		1,700		1,358
Evening school teachers.....		13,300		13,300		10,075
Total, Americanization school.....	7.9	15,000	7.9	15,000	7.3	11,433
Additional compensation, Teachers' Salary Act.....						994,500
All personal services, Teachers' Salary Act.....	3,516.5	9,957,465	3,486.6	9,552,860	3,432.5	8,919,475
<b>PERSONAL SERVICES, DEPARTMENTAL</b>						
Clerical, administrative, and fiscal service:						
Grade 5. Range \$2,320 to \$2,980.....	1	2,405	0.9	2,053		
Grade 4. Range \$2,100 to \$2,496.....	35	76,167	27.4	58,239	2	3,720
Grade 3. Range \$1,902 to \$2,298.....	55	108,655	60.2	118,092	47.8	81,783
Grade 2. Range \$1,704 to \$2,100.....	7	12,988	6.5	12,091	10	14,820
Total permanent, departmental.....	98	200,215	95	190,475	59.8	100,323
Temporary employment, departmental.....	1.2	2,200	3	5,600	21.3	34,560
Part-time employment, departmental:						
Clerical service and store clerks.....	6	5,124	6.5	12,400	3	5,000
Labor for school gardens.....	2.5	4,000	2.5	4,000	2	2,207
Overtime pay, departmental.....				6,722		17,859
All personal services, departmental.....	108.2	218,815	107	219,197	86.4	159,949
01 Personal services (net).....	3,624.7	10,176,280	3,593.6	9,772,057	3,518.9	9,079,424
<b>OTHER OBLIGATIONS</b>						
04 Communication services.....		5,000		5,000		5,000
06 Printing and binding.....		6,000		6,000		5,673
07 Other contractual services.....		2,000		2,000		1,780
08 Supplies and materials.....		415,020		415,020		391,688
Total other obligations.....		428,020		428,020		404,141
Grand total obligations.....		10,604,300		10,200,077		9,483,565
Excess of obligations over appropriation due to Public Law 106.....				-41,197		
Excess of obligations over appropriation due to Public Laws 158 and 160-A.....				-1,358,880		
Estimated savings, unobligated balance.....						283,635
Total estimate or appropriation.....		10,604,300		8,800,000		9,767,200

**Vocational Education, George-Deen Program, Public Schools, District of Columbia—**

Vocational education, George-Deen program: For all expenses necessary for the development of vocational education in the District of Columbia in accordance with the Act of June 8, 1936 (49 Stat. 1488), including personal services, and allowances for privately owned automobiles used for the performance of official duties within the District of Columbia (not to exceed \$100 per annum for each automobile), [**\$100,300**] **\$139,600**. (*34 Stat. 316-321; Act of July 21, 1945, Public Law 158; Act of July 24, 1945, Public Law 160-A; Act of June 30, 1945, Public Law 103.*)

Estimate 1947, **\$139,600**      Appropriated 1946, **\$100,300**

By objects	Obligations					
	Estimate, 1947		Estimate, 1946		Actual, 1945	
<b>PERSONAL SERVICES, TEACHERS' SALARY ACT</b>						
Supervisory officers:	Man-years	Total salary	Man-years	Total salary	Man-years	Total salary
Class 17. Range \$3,900 to \$4,700: Head of department.....	3	\$12,500	3	\$12,150	3	\$9,949
Teachers:						
Class 3B. Range \$3,400 to \$3,700.....	2	7,200	2	7,000	1.5	4,648
Class 3A. Range \$2,100 to \$3,300.....	11	33,100	11	32,000	10.2	25,247

**PUBLIC SCHOOLS—Continued**  
**OPERATING EXPENSES—Continued**

**Vocational Education, George-Deen Program, Public Schools, District of Columbia—Continued**

By objects	Obligations					
	Estimate, 1947		Estimate, 1946		Actual, 1945	
	Man-years	Total salary	Man-years	Total salary	Man-years	Total salary
<b>PERSONAL SERVICES, TEACHERS' SALARY ACT—continued</b>						
Teachers—Continued						
Class 5C. Range \$2,100 to \$3,300	4	\$10,700	3	\$8,000	2	\$4,300
Class 5A. Range \$1,900 to \$2,900	35	95,200	31	83,900	28.5	64,069
Total permanent, Teachers' Salary Act	55	159,700	50	143,050	45.2	108,213
Temporary employment, Teachers' Salary Act					1	1,614
Part-time employment, Teachers' Salary Act						
Night school and part-time teachers (per diem)	13.6	34,035	11.9	29,842	6.8	16,880
Improvement of teachers in service	3.7	1,500	3.3	1,300	0.2	800
Additional compensation, Teachers' Salary Act						13,758
All personal services, Teachers' Salary Act	72.3	195,235	65.2	174,192	53.2	141,265
<b>PERSONAL SERVICES, DEPARTMENTAL</b>						
Clerical, administrative, and fiscal service: Grade 2. Range \$1,704 to \$2,100	1	1,836	1	1,770	1	1,406
Part-time employment, departmental	2	3,144	2	3,140	1.6	2,676
Overtime pay, departmental				70		293
All personal services, departmental	3	4,980	3	4,980	2.6	4,375
01 Personal services (net)	75.3	200,215	68.2	179,172	55.8	145,640
<b>OTHER OBLIGATIONS</b>						
02 Travel		2,000		2,000		413
04 Communication services		90		180		75
08 Supplies and materials		894		1,054		827
09 Equipment				400		
Total other obligations		2,984		3,634		1,315
Grand total obligations		203,199		182,806		146,955
Advanced from cooperative vocational education allotments to the District of Columbia		-64,550		-49,675		-52,540
Prior year balance available in 1945						-32,954
1945 balance available in 1946						+35,819
1946 balance available in 1947		-20,944		+20,944		
1947 balance available in 1948		+21,865				
Net total obligations		139,600		118,256		97,280
Excess of obligations over appropriation due to Public Laws 158 and 160-A						-17,956
Estimated savings, unobligated balance						20,897
Total estimate or appropriation		139,600		100,300		118,177
<b>BY PROJECTS OR FUNCTIONS</b>						
1. Teacher training		\$19,150		\$18,730		\$16,059
2. Trades and industries		113,535		94,742		76,930
3. Home economics		49,500		46,800		43,247
4. Distributive occupations		14,510		13,260		4,764
5. Agriculture		6,504		9,204		5,662
6. Overtime pay				70		293
Grand total obligations		203,199		182,806		146,955
Adjustments (see objects schedule for detail)		-63,599		-82,506		-28,778
Total estimate or appropriation		139,600		100,300		118,177

**Operation of Buildings and Grounds and Maintenance of Equipment, Public Schools, District of Columbia—**

Operation of buildings and grounds and maintenance of equipment: For all expenses necessary for the operation of school buildings and grounds and the purchase and repair of equipment, including personal services, insurance and operation, maintenance, and repair of District-owned or borrowed automobiles used in driver-training courses, [and allowances for privately owned automobiles used for the performance of official duties within the District of Columbia (not to exceed \$264 per annum for each automobile), \$1,800,000] \$2,264,500, of which \$150,000 shall be immediately available. (34 Stat. 316-321; 38 Stat. 1190; Act of June 30, 1945, Public Law 103.)

Estimate 1947, \$2,264,500

Appropriated 1946, \$1,800,000

By objects	Obligations					
	Estimate, 1947		Estimate, 1946		Actual, 1945	
	Man-years	Total salary	Man-years	Total salary	Man-years	Total salary
<b>PERSONAL SERVICES, DEPARTMENTAL</b>						
Clerical, administrative, and fiscal service: Grade 5. Range \$2,320 to \$2,980	1	\$2,650	1	\$2,540	1	\$2,150
Grade 3. Range \$1,902 to \$2,298	1	2,215	1	2,149	1	1,785

By objects	Obligations					
	Estimate, 1947		Estimate, 1946		Actual, 1945	
	Man-years	Total salary	Man-years	Total salary	Man-years	Total salary
<b>PERSONAL SERVICES, DEPARTMENTAL—con.</b>						
Subprofessional service:						
Grade 3. Range \$1,704 to \$2,100	9	\$18,619	9	\$17,894	7.5	\$12,090
Grade 2. Range \$1,572 to \$1,968	32	58,587	32	55,948	31	43,520
Crafts, protective, and custodial service:						
Grade 9. Range \$2,650 to \$3,310	1	2,788	1	2,678	1	2,300
Grade 8. Range \$2,540 to \$3,200	5	14,184	5	13,634	5	11,300
Grade 7. Range \$2,364 to \$2,870	13	32,230	13	31,381	10	10,400
Grade 6. Range \$2,166 to \$2,562	110	240,547	108	249,251	110	212,720
Grade 5. Range \$1,968 to \$2,364	56	122,338	55.5	116,802	48	82,500
Grade 4. Range \$1,770 to \$2,166	166	333,082	164	316,694	156	241,560
Grade 3. Range \$1,572 to \$1,902	42	76,289	41	71,621	39	53,820
Grade 2. Range \$1,440 to \$1,770	399	662,067	383.5	609,968	345	430,156
Total permanent, departmental	835	1,585,605	814	1,490,560	749.5	1,104,601
Part-time employment, departmental (evening school and Americanization school custodians)	8.7	18,630	8.7	18,630	8.7	15,685
Per diem employment, departmental	4	8,840	4	8,840	4	8,814
Overtime pay, departmental		13,190		174,977		234,884
Night-work differential, departmental		11,120		11,120		
01 Personal services (net)	847.7	1,637,385	826.7	1,704,127	762.2	1,363,484
<b>OTHER OBLIGATIONS</b>						
02 Travel		620		620		565
03 Transportation of things		35,440		28,040		25,268
04 Communication services		6,450		6,000		4,773
05 Rents and utility services		154,070		152,870		151,807
07 Other contractual services		22,000		22,000		33,696
08 Supplies and materials		283,535		281,935		268,753
09 Equipment		125,000		96,950		47,795
Total other obligations		627,115		588,415		532,657
Grand total obligations		2,264,500		2,292,542		1,896,141
Excess of obligations over appropriation due to Public Law 106				-492,542		
Estimated savings, unobligated balance						108,259
Total estimate or appropriation		2,264,500		1,800,000		2,004,500

**Repairs and Maintenance of Buildings and Grounds, Public Schools, District of Columbia—**

Repairs and maintenance of buildings and grounds: For all expenses necessary for the repair, maintenance, and improvement of school buildings, mechanical equipment, and school grounds, including personal services; printing and binding; [and allowances for privately owned automobiles used for the performance of official duties (not to exceed \$264 per annum for each automobile); \$860,000] \$815,000, of which \$100,000 shall be immediately available: *Provided*, That this appropriation shall be available for making repairs to other municipal buildings, subject to reimbursement from other applicable appropriations for the cost of such work, and a report of all such expenditures shall be submitted to Congress in the annual Budget. (34 Stat. 316-321; Act of June 30, 1945, Public Law 103.)

Estimate 1947, \$815,000

Appropriated 1946, \$860,000

By objects	Obligations					
	Estimate, 1947		Estimate, 1946		Actual, 1945	
	Man-years	Total salary	Man-years	Total salary	Man-years	Total salary
<b>PERSONAL SERVICES, DEPARTMENTAL</b>						
01 Personal services (net)	171	\$378,275	171	\$371,275	157.7	\$336,697
<b>OTHER OBLIGATIONS</b>						
02 Travel		394		394		277
03 Transportation of things		100		100		
04 Communication services		430		430		404
05 Rents and utility services		1,050		1,050		935
06 Printing and binding		900		900		696
07 Other contractual services		335,000		387,000		145,874
08 Supplies and materials		90,591		90,591		67,133
09 Equipment		8,260		8,260		6,051
Total other obligations		436,725		488,725		221,370
Grand total obligations		815,000		860,000		558,067
Estimated savings, unobligated balance						10,047
Total estimate or appropriation		815,000		860,000		568,114
<b>BY PROJECTS OR FUNCTIONS</b>						
1. Repair shop maintenance		\$21,364		\$21,364		\$15,553
2. General repairs and improvements		132,000		137,000		124,249
3. Roofing		50,000		50,000		45,510
4. Heating and ventilating		49,000		48,000		50,645
5. Painting		188,500		187,000		127,978
6. Glazing		15,500		15,000		15,347







## PUBLIC SCHOOLS—Continued

## CAPITAL OUTLAY—continued

## Capital Outlay, Public Schools, District of Columbia—

For construction, as follows:

For continuing construction of a new extensible vocational high school to replace the present Alexander Graham Bell (Abbot) Vocational School, to be located in Brentwood Park, not to exceed \$300,000;]

For beginning construction of a new junior high school to be located in the vicinity of Thirty-fourth Street and Minnesota Avenue Southeast, not to exceed \$300,000, and the Commissioners are authorized to enter into a contract or contracts for such building at a total cost not to exceed \$980,000: *Provided*, That not to exceed \$20,580 may be transferred to the credit of the appropriation account, "Office of Municipal Architect, construction services", and be available for the preparation of plans and specifications for said building;]

For the construction of an addition to the Taft Junior High School, consisting of two wings, with one gymnasium and five classrooms in each wing, and an inclined floor in the auditorium, necessary remodeling of the present building, and treatment of grounds, not to exceed \$200,760, and the Commissioners are authorized to enter into a contract or contracts for such addition at a total cost not to exceed \$207,000;]

For the construction of an eight-room elementary school addition to the Logan School, including an assembly hall-gymnasium, and treatment of grounds, and the necessary remodeling of the present building, not to exceed \$242,500, and the Commissioners are authorized to enter into a contract or contracts for such addition at a total cost not to exceed \$250,000;]

For beginning construction of a new elementary-school building, including an assembly hall-gymnasium, in the vicinity of Eleventh and G Streets Southeast, to replace the present Cranch and Tyler Schools, not to exceed \$250,000, and the Commissioners are authorized to enter into a contract or contracts for such building at a total cost not to exceed \$500,000;]

For the construction of a fifteen-room junior high-school addition on the second and third floors of the Banneker Junior High School, not to exceed \$169,750, and the Commissioners are authorized to enter into a contract or contracts for such addition at a total cost not to exceed \$175,000;]

For beginning construction of the Miller Junior High School, in the vicinity of Forty-ninth Street and Washington Place Northeast, not to exceed \$300,000 and the limit of cost of said building as specified in the District of Columbia Appropriation Act, 1942, is increased to \$980,000: *Provided*, That not to exceed \$5,153 of the amount herein appropriated may be transferred to the credit of the appropriation account, "Office of Municipal Architect, construction services", and be available for completing the plans and specifications for said building;]

For the construction of an addition to the Randall Junior High School, consisting of eighteen rooms and a cafeteria, necessary remodeling of the present building, and treatment of grounds, not to exceed \$320,000;]

For an additional amount for the construction of an eight-room addition to the Kimball School, including an assembly hall-gymnasium, remodeling of the present building, and treatment of grounds, \$60,000;]

For the construction of a sixteen-room extensible elementary-school building, including an assembly hall-gymnasium, and treatment of grounds, in the vicinity of Fifty-third and Blaine Streets Northeast, \$430,000;]

For an additional amount for the construction of an underpass under Hiatt Place to connect the Powell Junior High School and the Johnson Building, \$7,000, to remain available until expended.]

The Commissioners of the District of Columbia are authorized to enter into contract or contracts for construction of the following school buildings or additions to school buildings at a total cost in each case of not to exceed the specified amounts, namely, Alexander Graham Bell (Abbot) Vocational School, \$1,190,000; Spingarn High School, \$2,060,000; Miller Junior High School, \$1,350,000; Taft Junior High School addition, \$518,000; new elementary-school building, including assembly hall-gymnasium, in the vicinity of Eleventh and G Streets Southeast, to replace the present Cranch and Tyler Schools, \$600,000; and Logan School, \$350,000.]

For the preparation of plans and specifications for building improvements and alterations at Western High School, including structural changes in the gymnasiums, at a total cost not to exceed \$100,000, \$2,100, which amount may be credited to the appropriation account, "Office of Municipal Architect, construction services";]

For the preparation of plans and specifications for a new auditorium at the Shaw Junior High School, and for the conversion of the present auditorium into two gymnasiums, including

necessary alterations to the present building, to be constructed at a total cost not to exceed \$250,000, \$5,250, which amount may be credited to the appropriation account, "Office of Municipal Architect, construction services";]

For the preparation of plans and specifications for a new twenty-four-room elementary-school building, including an assembly hall-gymnasium, to replace the present Amidon, Fairbrother, and Greenleaf Schools, to be constructed at a total cost of not to exceed \$500,000, on a site in the vicinity of the Amidon School, \$10,500, which amount may be credited to the appropriation account "Office of Municipal Architect, construction services";]

For the preparation of plans and specifications for a new twenty-four-room elementary-school building, including an assembly hall-gymnasium, to replace the present Walker and Jones Schools, to be constructed at a total cost not to exceed \$500,000, on a site in the vicinity of Third and L Streets Northwest, \$10,500, which amount may be credited to the appropriation account "Office of Municipal Architect, construction services";]

For the preparation of plans and specifications for a new fourteen-room elementary-school building, including an assembly hall-gymnasium, to replace the present Peabody and Hilton Schools, to be constructed at a total cost not to exceed \$360,000, on a site in the vicinity of the Peabody School, \$7,560, which amount may be credited to the appropriation account "Office of Municipal Architect, construction services";]

For the preparation of plans and specifications for a new sixteen-room extensible elementary-school building, including an assembly hall-gymnasium, to replace the present Stanton temporary and permanent buildings, to be constructed at a total cost not to exceed \$360,000, on the present site of the Stanton School, \$7,560, which amount may be credited to the appropriation account, "Office of Municipal Architect, construction services";]

For the preparation of plans and specifications for a seven-room addition on the third floor of the Anacostia Senior High School, to be constructed at a total cost not to exceed \$80,000, \$1,680, which amount may be credited to the appropriation account, "Office of Municipal Architect, construction services";]

For the preparation of plans and specifications for the construction of a stadium and associated structures at Calvin Coolidge High School, including the improvement of the grounds for athletic purposes, at a total cost not to exceed \$200,000, \$4,200, which amount may be credited to the appropriation account, "Office of Municipal Architect, construction services";]

For the preparation of plans and specifications for the construction of a stadium and associated structures at Spingarn High School, including the improvement of the grounds for athletic purposes, at a total cost not to exceed \$200,000, \$4,200, which amount may be credited to the appropriation account, "Office of Municipal Architect, construction services";]

*For an additional amount for the construction of an addition to the Taft Junior High School, including ten classrooms, two gymnasiums, recreation facilities, an inclined floor in the auditorium, necessary remodeling of the present building, and treatment of grounds, \$311,020, and the amount appropriated in the District of Columbia Appropriation Act, 1946, for an addition to the Taft Junior High School is available for the construction of the addition specified herein;*

*For continuing the construction of the Miller Junior High School, including recreation facilities and treatment of grounds, in the vicinity of Forty-ninth Street and Washington Place Northeast, \$400,000: Provided, That not to exceed \$7,770 may be transferred to the credit of the appropriation account "Office of Municipal Architect, construction services", and be available for the preparation of plans and specifications for said building;*

*For completing construction of a new extensible vocational high school building to replace the present Alexander Graham Bell (Abbot) Vocational School, to be located in Brentwood Park, \$740,000;*

*For continuing the construction of the Spingarn Senior High School, to be located in the vicinity of Twenty-fourth Street and Benning Road Northeast, \$500,000;*

*For beginning construction of a new twenty-four-room elementary school building, including an assembly hall-gymnasium, recreation facilities, and treatment of grounds, in the vicinity of Third and L Streets Northwest, to replace the present Walker and Jones Schools, \$300,000, and the Commissioners are authorized to enter into a contract or contracts for such building at a total cost not to exceed \$600,000: Provided, That not to exceed \$2,100 may be transferred to the credit of the appropriation account "Office of Municipal Architect, construction services", and be available for the preparation of plans and specifications for said building;*

*For continuing construction of a new junior high school building (Sousa), including recreation facilities and treatment of grounds, to be located in the vicinity of Thirty-fourth Street and Minnesota Avenue Southeast, \$400,000, and the limit of cost of said building as specified in the District of Columbia Appropriation Act, 1946, is increased to \$1,350,000: Provided, That not to exceed \$7,770 may be transferred to*

the credit of the appropriation account "Office of Municipal Architect, construction services", and be available for the preparation of plans and specifications for said building;

For beginning construction of a new twenty-four-room elementary school building, including an assembly hall-gymnasium, recreation facilities, and treatment of grounds, in the vicinity of East Capitol Street and Benning Road Southeast, \$300,000, and the Commissioners are authorized to enter into a contract or contracts for such building at a total cost not to exceed \$600,000: Provided, That not to exceed \$12,600 may be transferred to the credit of the appropriation account "Office of Municipal Architect, construction services", and be available for the preparation of plans and specifications for said building;

For completion of construction of a new elementary school building, including an assembly hall-gymnasium, recreation facilities, and treatment of grounds, in the vicinity of Eleventh and G Streets Southeast, to replace the present Cranch and Tyler Schools, \$439,500;

For completion of the second floor at the Davis Elementary School, removal of the present temporary building, and treatment of grounds, \$33,000;

For the construction of a seven-room addition on the third floor of the Anacostia Senior High School, including the necessary remodeling of the present building, \$93,320, and the limit of cost as specified in the District of Columbia Appropriation Act, 1946, is increased to \$95,000;

For an additional amount for the construction of an eight-room elementary school addition to the Logan School, including an assembly hall-gymnasium, recreation facilities, treatment of grounds, and the necessary remodeling of the present building, \$200,000;

For the preparation of plans and specifications for a new junior high school building to replace the present Terrell Junior High School building, including recreation facilities and treatment of grounds, to be constructed at a total cost of not to exceed \$1,350,000, on a site in the vicinity of First and Pierce Streets Northwest, \$28,350, which amount may be credited to the appropriation account "Office of Municipal Architect, construction services";

For the preparation of plans and specifications for an addition to the Armstrong Senior High School, including the necessary remodeling of the present building and treatment of grounds, to be constructed at a total cost of not to exceed \$1,560,000, \$32,760, which amount may be credited to the appropriation account "Office of Municipal Architect, construction services";

For the preparation of plans and specifications for an addition to the Eliot Junior High School, including ten classrooms, a gymnasium, necessary remodeling of the present building, and treatment of grounds, to be constructed at a total cost not to exceed \$350,000, \$7,350, which amount may be credited to the appropriation account "Office of Municipal Architect, construction services";

In all, [\$2,126,560] for construction, including preparation of plans and specifications, \$3,790,300, to be immediately available as one fund and to remain available until expended, to be disbursed and accounted for as "Capital outlay, construction, public schools, District of Columbia", but obligations for expenditure to be made during the fiscal year 1946 shall not be incurred for any or all of the foregoing projects which would result in a total obligation in excess of such \$2,126,560. (Act of June 30, 1945, Public Law 103; Act of Dec. 28, 1945, Public Law 269.)

Estimate 1947, \$3,790,300      Appropriated 1946, \* \$2,133,560

\* Includes \$7,000 appropriated in the First Deficiency Appropriation Act, 1946.

By objects	Obligations		
	Estimate, 1947	Estimate, 1946	Actual, 1945
10 Lands and structures.....	\$3,790,300	\$3,614,349	\$314,081
Prior year balance available in 1945.....			-1,239,696
1945 balance available in 1946.....		-1,480,789	+1,480,789
<b>Total estimate or appropriation.....</b>	<b>3,790,300</b>	<b>2,133,560</b>	<b>555,174</b>
<b>BY PROJECTS OR FUNCTIONS</b>			
1. Syphax Elementary School.....			\$1,560
2. Kramer Junior High School.....		\$40,068	46,904
3. Spingarn Senior High School.....	\$500,000	688,175	491
4. Spingarn Senior High School stadium.....		4,200	
5. Kimball Elementary School.....		309,972	1,800
6. Beers Elementary School.....		45,085	7,481
7. Alexander Graham Bell (Abbot) Vocational High School.....	740,000	426,635	358
8. Underpass at Powell Junior High School.....		17,469	
9. Slowe Elementary School, in vicinity of 15th and Hamlin Sts. NE.....		158,429	9,017
10. Benning Elementary School.....		41,286	84
11. Van Ness Elementary School.....		61,726	83
12. Davis Elementary School.....	38,000	1,944	160,223
13. Miller Junior High School.....	400,000	225,000	
14. Junior high school in vicinity of 9th and C Sts. SE.....			29,400

By projects or functions	Obligations		
	Estimate, 1947	Estimate, 1946	Actual, 1945
15. Thomas Elementary School in vicinity of Kenilworth Ave. and Barnes Lane N.E. (Parkside School).....			\$6,000
16. Turner Elementary School in vicinity of Stanton Rd. and Bruce Pl. SE. (Stanton Road School).....			6,000
17. Sousa Junior High School in vicinity of 34th St. and Minnesota Ave. SE.....	\$400,000	\$225,000	
18. Taft Junior High School.....	311,020	209,740	6,210
19. Logan Elementary School.....	200,000	142,500	7,500
20. New Tyler Elementary School in vicinity of 11th and G Sts. SE.....	439,500	150,000	
21. Banneker Junior High School.....		69,750	5,250
22. Montgomery Elementary School in vicinity of New Jersey Ave. and P Sts. NW.....			10,720
23. Elementary school in vicinity of Nichols Ave. and Sumner Rd. SE.....			15,000
24. Richardson Elementary School in vicinity of 53d and Blaine Sts. NE.....		430,000	
25. Western Senior High School.....		2,100	
26. Randall Junior High School.....		320,000	
27. Shaw Junior High School.....		5,250	
28. Elementary school in vicinity of Anthon School.....		10,500	
29. New Walker-Jones Elementary School in vicinity of 3d and L Sts. NW.....	300,000	10,500	
30. Elementary school in vicinity of Peabody School.....		7,500	
31. Elementary school on site of present Stanton School.....		7,500	
32. Anacostia Senior High School.....	93,320	1,680	
33. Calvin Coolidge Senior High School stadium.....		4,200	
34. Elementary school in vicinity of East Capitol St. and Benning Rd. SE.....	300,000		
35. Junior high school in vicinity of 1st and Pierce Sts. NW.....	28,350		
36. Eliot Junior High School.....	7,350		
37. Armstrong Senior High School.....	32,760		
38. Underpass under Hiatt Pl.....		7,000	
Grand total obligations.....	3,790,300	3,614,349	314,081
Adjustments (see objects schedule for detail).....		-1,480,789	+241,093
<b>Total estimate or appropriation.....</b>	<b>3,790,300</b>	<b>2,133,560</b>	<b>555,174</b>

**Capital Outlay, School Building and Playground Sites, Public Schools, District of Columbia—**

For the purchase of sites as follows:

[In the vicinity of Ninth and C Streets Southeast, to provide an additional amount required for a site for a new junior high school to replace the present Hine Junior High School;]

[In the vicinity of First and O Streets Northwest, for additional land required for an addition to the Armstrong High School;]

[In the vicinity of the Randle Highlands School to permit the closing of R Street at Thirty-first Street Southeast;]

[At the Garfield School, for the construction of a twelve-room elementary school addition, including an assembly hall-gymnasium, and for playground purposes;]

[In the vicinity of East Capitol Street and Benning Road Southeast, for the construction of a twenty-four-room elementary-school building, including an assembly hall-gymnasium, and for playground purposes;]

[In the vicinity of the old Dennison School site on S Street, between Thirteenth and Fourteenth Streets Northwest, for the construction of a new senior high school, to replace the present Cardozo High School;]

[For an additional amount for the purchase of a site for elementary-school purposes in the vicinity of Eleventh and G Streets Southeast, for the replacement of the Cranch, Tyler, and Van Ness Schools, \$50,000, to remain available until expended.]

In the vicinity of Pomeroy Road, Douglas Place, and Stanton Road Southeast, to provide for a new junior high school and a new twenty-four-room elementary school, and for school playground purposes;

At the Shaw Junior High School, to replace present playground area needed for building alterations, and to provide additional playground space;

For an additional amount for the school building and playground sites specified for the public schools in the District of Columbia Appropriation Act, 1944, \$100,000, to remain available until expended.

In all, for sites, [\$250,000] \$296,200, to remain available until expended, and to be disbursed and accounted for as "Capital outlay, school building and playground sites, public schools, District of Columbia". (Act of June 30, 1945, Public Law 103; act of Dec. 28, 1945, Public Law 269.)

Estimate 1947, \$296,200      Appropriated 1946, \* \$300,000

\* Includes \$50,000 appropriated in the First Deficiency Appropriation Act, 1946.

**PUBLIC SCHOOLS—Continued**

**CAPITAL OUTLAY—continued**

**Capital Outlay, School Building and Playground Sites, Public Schools, District of Columbia—Continued**

By objects	Obligations		
	Estimate, 1947	Estimate, 1946	Actual, 1945
10. Lands and structures.....	\$296,200	\$1,416,027	\$181,628
Prior year balance available in 1945.....			-516,155
1945 balance available in 1946.....		-1,116,027	+1,116,027
Total estimate or appropriation.....	296,200	300,000	781,500
<b>BY PROJECTS OR FUNCTIONS</b>			
1. Site for the Kramer Junior High School.....		\$3,169	\$10,017
2. Site for Birney Elementary School in vicinity of Nichols Ave. and Sumner Rd. SE.....		27,500	
3. Site for Thomas Elementary School in vicinity of Kenilworth Ave. and Barnes Lane NE.....			19,373
4. Site for Sousa Junior High School in vicinity of 34th St. and Minnesota Ave. SE.....		143,496	504
5. Site for Turner Elementary School in vicinity of Stanton Rd. and Bruce Pl. SE.....			35,111
6. Site for addition to Logan Elementary School.....		54,242	
7. Site for elementary school in vicinity of present Seaton School.....		9,243	
8. Site for new junior high school in vicinity of 9th and C Sts. SE.....		215,000	
9. Additional land at Armstrong Senior High School for addition.....		66,500	
10. Site for new Walker-Jones Elementary School in vicinity of 3d and L Sts. NW.....		95,000	
11. Site for Slowe Elementary School in vicinity of 5th and Hamlin Sts. NE.....			86,446
12. Site for Richardson Elementary School in vicinity of 53d and Blaine Sts. NE.....			30,177

By projects or functions	Obligations		
	Estimate, 1947	Estimate, 1946	Actual, 1945
13. Additional land at Peabody School for a new elementary school.....		\$175,000	
14. Additional land at Shaw Junior High School.....	\$71,200	42,500	
15. Site for new elementary school in vicinity of Amidon School.....		150,000	
16. Site for new junior high school in vicinity of 1st and Pierce Sts. NW.....		172,377	
17. Additional land in vicinity of Randle Highlands Elementary School to permit closing of R St. at 31st St. SE.....		1,100	
18. Additional land at Garfield Elementary School for an addition.....		18,000	
19. Site for new elementary school in vicinity of East Capitol St. and Benning Rd. SE.....		30,000	
20. Site for new senior high school in vicinity of old Dennison School site on S St. between 13th and 14th Sts. NW.....		132,900	
21. Site for new junior high school and new elementary school in vicinity of Pomeroy Rd., Douglas Pl., and Stanton Rd. SE.....	125,000		
22. Additional amount for site in vicinity of present Seaton School.....	100,000		
23. Additional land for new Tyler Elementary School.....		50,000	
Grand total obligations.....	296,200	1,416,027	\$181,628
Adjustments (see objects schedule for detail).....		-1,116,027	+599,872
Total estimate or appropriation.....	296,200	300,000	781,500

Section 6 of the Legislative, Executive, and Judicial Appropriation Act, approved May 10, 1916, as amended, shall not apply from July 1 to September 15, [1945] 1946, to teachers of the public schools of the District of Columbia when employed by any of the executive departments or independent establishments of the United States Government. (Act of June 30, 1945, Public Law 103.)

Total, public schools, District of Columbia:  
 Estimate 1947, **\$19,486,100**      Appropriated 1946, **\$15,036,360**

Statement of proposed expenditures for purchase, maintenance, repair, and operation of passenger-carrying vehicles for the fiscal year ending June 30, 1947

**PUBLIC SCHOOLS**

Appropriation	Vehicles (motor unless otherwise indicated) to be purchased		Old vehicles to be exchanged		Net cost of vehicles to be purchased	Old vehicles still to be used	Total maintenance, repair, and operation, all vehicles	Public purpose and users
	Number	Gross cost	Number	Allowance (estimated)				
General administration, Public Schools, District of Columbia.	1	\$1,050					\$240	To be used by the Superintendent of Schools and members of the Board of Education when performing official business, such as visiting school sites, taking polls of the Board, inspecting school buildings, attending hearings, etc.

**PUBLIC LIBRARY**

**OPERATING EXPENSES**

**Operating Expenses, Public Library, District of Columbia—**

For all expenses necessary for the operation of the Public Library, including personal services; extra services on Sundays and holidays; newspapers, books, periodicals, and other printed material, including payment in advance for subscription thereto; music records, sound recordings, and educational films; printing and binding; alterations, repairs; fitting up buildings; care of grounds; and rent of suitable quarters for branch libraries in Anacostia, Chevy Chase, and Woodridge; **[\$679,000] \$859,500; Provided,** That the disbursing officer of the District of Columbia is authorized to advance to the librarian of the Public Library, upon requisition previously approved by the auditor of the District of Columbia, not exceeding \$50 at the first of each month, for the purchase of certain books, pamphlets, periodicals, or newspapers, or other printed material. (29 Stat. 244; 44 Stat. 229-230; Act of June 30, 1945, Public Law 103.)

Estimate 1947, **\$859,500**      Appropriated 1946, **\$679,000**

By objects	Obligations					
	Estimate, 1947		Estimate, 1946		Actual, 1945	
	Man-years	Total salary	Man-years	Total salary	Man-years	Total salary
<b>PERSONAL SERVICES, DEPARTMENTAL</b>						
Professional service:						
Grade 8. Range \$8,750 to \$9,800:						
Chief librarian.....	1	\$9,275	1	\$9,275	1	\$8,250
Grade 6. Range \$6,230 to \$7,070:						
Assistant librarian.....	1	6,230				
Grade 5. Range \$5,180 to \$6,020:						
Assistant librarian.....	1	5,180	1	5,390	1	4,650
Grade 4. Range \$4,300 to \$5,180:						
Assistant librarian.....	1	4,740	2	9,480	1.5	5,863
Librarian, central library.....	1	4,520	1	4,520	1	3,850
Consultant, adult education.....	1	4,300				
Grade 3. Range \$3,640 to \$4,300:						
Department heads and branch librarians.....	15	57,308	7	28,492	6.9	24,384
Grade 2. Range \$2,980 to \$3,640.....	21	63,777	13	41,723	13.2	35,969
Grade 1. Range \$2,320 to \$2,980.....	39	96,498	33	85,291	30.4	66,077
Clerical, administrative, and fiscal service:						
Grade 8. Range \$3,310 to \$3,970.....	2	7,610	2	7,495	2	6,400
Grade 7. Range \$2,980 to \$3,640.....	1	3,200	1	3,170	1	2,675
Grade 6. Range \$2,650 to \$3,310.....	1	2,760	1	2,760	1	2,300







By objects	Obligations					
	Estimate, 1947		Estimate, 1946		Actual, 1945	
	Man-years	Total salary	Man-years	Total salary	Man-years	Total salary
<b>PERSONAL SERVICES, UNIFORMED FORCES</b>						
Colonel and superintendent.....	1	\$9,450	1	\$9,450	1	\$8,000
Assistant superintendent.....	2	12,096	2	12,096	1	5,000
Inspector (assigned as chief of detectives, with the rank and pay of assistant superintendent).....	1	6,648	1	6,048	1	5,000
Inspector.....	7	38,329	7	38,329	8	36,000
Captain.....	14	61,690	14	61,690	14	50,400
Lieutenant (assigned as assistant chief of detectives with the rank and pay of captain).....	1	4,406	1	4,406	1	3,600
Detective in the salary grade of captain.....	4	17,426	4	17,426	4	14,400
Lieutenant.....	45	168,885	45	168,885	45	137,250
Sergeant.....	66	224,176	66	224,176	66	181,500
Corporal.....	65	209,196	65	209,196	65	169,000
Privates:						
Class I, at \$2,210.....	69	164,689	145.1	346,336	21	39,900
Class II, at \$2,320.....	101	253,066	17	42,595	28	56,000
Class III, at \$2,430.....	29	76,108	23	60,361	190	399,000
Class IV, at \$2,540.....	43.2	118,527	190	521,208	218	479,600
Class V, at \$2,650.....	263	752,706	216	618,192	63	144,900
Class VI, at \$2,760.....	953	2,840,702	867	2,584,354	752.8	1,806,765
Salaries, uniformed force.....	1,664.2	4,957,700	1,664.1	4,924,948	1,478.8	3,536,315
Additional compensation:						
Public Law 22.....						454,059
Privates detailed for special service in the prevention and detection of crime, at \$600 each per annum.....		54,000		54,000		54,000
Privates detailed for special service in the various precincts in the prevention and detection of crime, at \$240 each per annum.....		9,360		9,360		9,360
Members of the force detailed for motorcycle duty, at \$120 each per annum.....		12,000		12,000		12,000
Members of the force detailed for duty in positions requiring outstanding skill and technical knowledge, at \$240 each per annum.....		3,840		2,640		
Inspectors mounted on motor vehicles, at \$480 each per annum.....		1,440		1,440		1,440
Total, uniformed force.....	1,664.2	5,038,340	1,664.1	5,004,388	1,478.8	4,067,174
<b>PERSONAL SERVICES, DEPARTMENTAL</b>						
Clerical, administrative, and fiscal service:						
Grade 11. Range \$4,300 to \$5,180:						
Chief examiner of questioned documents.....	1	4,960	1	4,850	1	4,200
Grade 7. Range \$2,980 to \$3,640.....	1	3,310	1	3,200	1	2,700
Grade 6. Range \$2,650 to \$3,310.....	1	2,760	1	2,732	1	2,300
Grade 5. Range \$2,320 to \$2,980.....	7	18,660	7	18,082	7	15,300
Grade 4. Range \$2,100 to \$2,496.....	5	10,896	5	10,736	4	7,200
Grade 3. Range \$1,902 to \$2,298.....	18	39,240	18	38,847	18	30,600
Grade 2. Range \$1,704 to \$2,100.....	34	64,403	34	63,887	34	52,056
Professional service:						
Grade 5. Range \$5,180 to \$6,020: Surgeon (80 percent time).....	5.6	30,520	5.6	30,030	5.6	26,240
Subprofessional service:						
Grade 5. Range \$2,100 to \$2,496.....	1	2,364	1	2,348	1	1,980
Grade 4. Range \$1,902 to \$2,298.....	1	1,902	1	1,902		
Crafts, protective, and custodial service:						
Grade 6. Range \$2,166 to \$2,562.....	5	11,650	5	11,436	5	9,640
Grade 5. Range \$1,968 to \$2,364.....	6	12,534	6	12,258	6	10,380
Grade 4. Range \$1,770 to \$2,166.....	5	9,744	5	9,492	5	7,860
Grade 3. Range \$1,572 to \$1,902.....	32	56,139	32	54,736	32	44,614
Total permanent, departmental.....	122.6	269,082	122.6	264,516	120.6	215,070
Overtime pay, departmental.....		2,400		2,400		37,381
Night-work differential, departmental.....		2,400		2,400		
All personal services, departmental.....	122.6	271,482	122.6	275,976	120.6	252,451
Total, uniformed force and departmental.....		5,309,822		5,280,364		4,319,625
Deduct quarters and subsistence furnished.....		620		620		620
01 Personal services (net).....	1,786.8	5,309,202	1,786.7	5,279,744	1,599.4	4,319,005
<b>OTHER OBLIGATIONS</b>						
02 Travel.....		1,150		1,150		1,198
03 Transportation of things.....		700		700		644
04 Communication services.....		31,300		31,300		28,856
05 Rents and utility services.....		8,056		8,056		8,065
06 Printing and binding.....		14,000		9,000		14,227
07 Other contractual services.....		64,300		58,300		56,482
08 Supplies and materials.....		154,600		141,650		135,348

By objects	Obligations		
	Estimate, 1947	Estimate, 1946	Actual, 1945
	<b>OTHER OBLIGATIONS—continued</b>		
09 Equipment.....	\$54,092	\$33,800	\$41,525
Unvouchered.....	16,000	16,000	9,137
Total other obligations.....	344,198	299,956	295,422
Grand total obligations.....	5,653,400	5,579,700	4,614,427
Received by transfer from "Reimbursement of other appropriations from highway fund, District of Columbia".....	-607,500	-607,500	-607,500
Net total obligations.....	5,045,900	4,972,200	4,006,927
Excess of obligations over appropriation due to Public Laws 106 and 151.....		-1,017,200	
Estimated savings, unobligated balance.....			598,073
Total estimate or appropriation.....	5,045,900	3,955,000	4,605,000

**Construction of Police Precinct Station House—**

For the construction of a police precinct station house, including equipment, on land to be acquired by the District of Columbia in Square 5083, \$105,000. (Submitted.)

Estimate 1947, \$105,000

By objects	Obligations		
	Estimate, 1947	Estimate, 1946	Actual, 1945
07 Other contractual services.....	\$10,000		
10 Lands and structures.....	95,000		
Total estimate or appropriation.....	105,000		
<b>BY PROJECTS OR FUNCTIONS</b>			
1. Telephones, telephone switchboard, and teletypewriter system.....	\$10,000		
2. Police precinct station house.....	95,000		
Total estimate or appropriation.....	105,000		

**To Maintain Public Order, Inaugural Ceremonies, District of Columbia—**

By objects	Obligations		
	Estimate, 1947	Estimate, 1946	Actual, 1945
01 Personal services (net).....			\$193
<b>OTHER OBLIGATIONS</b>			
06 Printing and binding.....			97
07 Other contractual services.....			1,877
09 Equipment.....			1,080
Total other obligations.....			3,054
Grand total obligations.....			3,247
Estimated savings, unobligated balance.....			31,053
Total estimate or appropriation.....			34,300
<b>BY PROJECTS OR FUNCTIONS</b>			
1. Pay roll, department of vehicles and traffic.....			\$193
2. Printing of special passes, etc.....			97
3. Fixing posts along parade route, sewer division.....			1,877
4. Traffic base castings.....			1,080
Total obligations.....			3,247
Estimated savings, unobligated balance.....			31,053
Total estimate or appropriation.....			34,300

The disbursing officer of the District of Columbia is authorized to advance to the Superintendent of Police upon the approval of the Commissioners, sums of money to be used in the prevention and detection of crime, the total of such advancements not to exceed \$5,000 at any one time. (Act of June 30, 1945, Public Law 103.)

Total, Metropolitan Police, District of Columbia:  
Estimate 1947, \$5,150,900      Appropriated 1946, \$3,955,000

Statement of proposed expenditures for purchase, maintenance, repair, and operation of passenger-carrying vehicles for the fiscal year ending June 30, 1947

METROPOLITAN POLICE

Appropriation	Vehicles (motor unless otherwise indicated) to be purchased		Old vehicles to be exchanged		Net cost of vehicles to be purchased	Old vehicles still to be used	Total maintenance, repair, and operation, all vehicles	Public purpose and users
	Number	Gross cost	Number	Allowance (estimated)				
Salaries and expenses, Police Department.	2	\$3,000	2	\$200	\$2,800	14	\$6,000	Patrol wagons for use in the transportation of prisoners.
Do.....	15	22,500	15	1,875	20,625	92	48,200	Light cruisers for use in radio patrol work and special assignment.
Do.....	20	11,000	20	2,000	9,000	72	15,000	Motorcycles to be used in patrol work.
Total.....	37	36,500	37	4,075	32,425	178	69,200	

FIRE DEPARTMENT

Salaries and Expenses, Fire Department, District of Columbia--

For all expenses necessary for the Fire Department, including pay and allowances and other personal services; books of reference and periodicals; printing and binding; uniforms and other official equipment, including cleaning, alteration, and repair of articles transferred from one individual to another, or damaged in the performance of duty; purchase, operation, and maintenance of passenger-carrying automobiles; repairs and improvements to buildings and grounds; [ \$2,540,000 ] \$3,038,700: Provided, That the Commissioners, in their discretion, may authorize the construction, in whole or in part, of fire-fighting apparatus in the Fire Department repair shop.

[ Not to exceed \$4,800 of the unexpended balance of the appropriation for the Fire Department, contained in the District of Columbia Appropriation Act for the fiscal year 1945, is continued available for the same purpose until June 30, 1946. ] (Act of June 30, 1945, Public Law 103.)

Estimate 1947, \$3,038,700

Appropriated 1946, \$2,540,000

By objects	Obligations					
	Estimate, 1947		Estimate, 1946		Actual, 1945	
	Man-years	Total salary	Man-years	Total salary	Man-years	Total salary
<b>PERSONAL SERVICES, UNIFORMED FORCE</b>						
Chief engineer, at \$9,450	1	\$9,450	1	\$9,450	1	\$8,000
Deputy chief engineer, at \$6,048	2	12,096	2	12,096	2	10,000
Battalion chief engineer, at \$5,476	16	87,610	16	87,610	16	72,000
Fire marshal, at \$6,048	1	6,048	1	6,048	1	5,000
Deputy fire marshal, at \$4,406	1	4,406	1	4,406	1	3,600
Inspector, at \$3,052	17	51,885	17	51,885	15	41,900
Captain, at \$4,406	49	215,914	49	215,914	49	176,400
Lieutenant, at \$3,753	51	191,403	51	191,403	50	152,500
Sergeant, at \$3,357	52	176,623	52	176,623	52	143,000
Superintendent of machinery, at \$6,048	1	6,048	1	6,048	1	5,000
Assistant superintendent of machinery, at \$4,406	1	4,406	1	4,406	1	3,600
Pilot, at \$3,400	4	13,600	4	13,600	3	7,800
Marine engineer, at \$3,400	2	6,800	2	6,800	2	5,200
Assistant marine engineer, at \$3,052	2	6,104	2	6,104	1	2,400
Marine firemen, at \$2,624	2	5,249	2	5,249	2	4,200
Privates:						
Class I, at \$2,387	34	83,689	133	317,441	4	7,600
Class II, at \$2,506	133	334,783	3.9	10,224	4	10,000
Class III, at \$2,624	3.9	11,771	4.9	13,122	76	159,600
Class IV, at \$2,743	4.9	15,148	75.1	205,740	68	149,600
Class V, at \$2,862	75.1	214,221	66.4	191,469	23	52,900
Class VI, at \$2,981	433.9	1,299,807	401.5	1,196,738	419	1,006,520
Total salaries, uniformed force.....	886.8	2,757,061	886.8	2,732,379	792	2,026,850

By objects	Obligations					
	Estimate, 1947		Estimate, 1946		Actual, 1945	
	Man-years	Total salary	Man-years	Total salary	Man-years	Total salary
<b>PERSONAL SERVICES, UNIFORMED FORCE--continued</b>						
Additional compensation:						
Public Law 22.....						\$238,000
Outstanding efficiency.....		\$7,631		\$7,631		4,800
Total, uniformed force.....	886.8	2,762,692	886.8	2,738,010	792	2,269,650
<b>PERSONAL SERVICES, DEPARTMENTAL</b>						
Clerical, administrative, and fiscal service:						
Grade 5. Range \$2,320 to \$2,980.....	2	5,115	2	4,895	1.3	2,667
Grade 4. Range \$2,100 to \$2,496.....	1	2,298	1	2,232	1	1,860
Total permanent, departmental.....	3	7,413	3	7,127	2.3	4,527
Temporary employment, departmental.....	10	26,291	10	24,900	9	19,394
Overtime pay, departmental.....				266		697
All personal services, departmental.....	13	33,704	13	32,293	11.3	24,618
01 Personal services (net).....	899.8	2,796,396	899.8	2,770,303	803.3	2,294,298
<b>OTHER OBLIGATIONS</b>						
04 Communication services.....		200		200		100
05 Rents and utility services.....		12,000		10,300		11,820
06 Printing and binding.....		1,000		1,000		3,376
07 Other contractual services.....		46,569		35,410		39,204
08 Supplies and materials.....		84,535		76,465		75,443
09 Equipment.....		98,000		112,365		105,129
Total other obligations.....		242,304		235,740		235,072
Grand total obligations.....		3,038,700		3,006,043		2,529,370
Reappropriation of 1945 balance for 1946.....				-4,800		+4,800
Net total obligations.....		3,038,700		3,001,243		2,534,170
Excess of obligations over appropriation due to Public Laws 106 and 151.....				-461,243		
Estimated savings, unobligated balance.....						270,830
Total estimate or appropriation.....		3,038,700		2,540,000		2,805,000

Building, Fire Department, District of Columbia--

By objects	Obligations		
	Estimate, 1947	Estimate, 1946	Actual, 1945
09 Equipment.....			\$2,000
10 Lands and structures.....		\$11,286	\$7,677
Grand total obligations.....		11,286	89,677
Prior year balance available in 1945.....			-100,963
1945 balance available in 1946.....		-11,286	+11,286
Total estimate or appropriation.....			

Statement of proposed expenditures for purchase, maintenance, repair, and operation of passenger-carrying vehicles for the fiscal year ending June 30, 1947

FIRE DEPARTMENT

Appropriation	Vehicles (motor unless otherwise indicated) to be purchased		Old vehicles to be exchanged		Net cost of vehicles to be purchased	Old vehicles still to be used	Total maintenance, repair, and operation, all vehicles	Public purpose and users
	Number	Gross cost	Number	Allowance (estimated)				
Salaries and expenses, Fire Department, District of Columbia.	2	\$2,100	2	\$60	\$2,040	10	\$1,424	For use by chiefs for response to alarms and inspection of units.
Do.....						2	69	For use by officers of instruction division in instruction work and response to alarms.
Do.....						2	139	For use by administration division and uniform board for inspection purposes and when needed for response to alarms.
Do.....						2	382	For use by apparatus division officers for response to alarms, inspection, and supervision of apparatus.
Do.....	1	1,050	1	15	1,035	3	257	Used by officers and members of the fire prevention division for fire prevention inspection and response to alarms.
Total.....	3	3,150	3	75	3,075	19	2,271	



**POLICEMEN'S AND FIREMEN'S RELIEF**

**Policemen's and Firemen's Relief, District of Columbia—**

For policemen's and firemen's relief and other allowances as authorized by law, [ \$1,500,000 ] \$1,875,000. (Act of June 30, 1945, Public Law 103.)

Estimate 1947, **\$1,875,000** Appropriated 1946, **\$1,500,000**

12 Pensions, annuities, and insurance losses: Obligations—1947, \$1,875,000; 1946, \$1,500,000; 1945, \$1,500,000.

**DEPARTMENT OF CIVILIAN DEFENSE**

**Salaries and Expenses, Department of Civilian Defense, District of Columbia—**

By objects	Obligations					
	Estimate, 1947		Estimate, 1946		Actual, 1945	
	Man-years	Total salary	Man-years	Total salary	Man-years	Total salary
<b>PERSONAL SERVICES, DEPARTMENTAL</b>						
Unclassified.....			12	\$26,900	19	\$33,383
Additional compensation, departmental.....				3,600		5,700
01 Personal services (net).....			12	30,500	19	39,083
<b>OTHER OBLIGATIONS</b>						
02 Travel.....				300		300
04 Communication services.....				1,500		15,750
05 Rents and utility services.....				900		775
06 Printing and binding.....				1,500		861
07 Other contractual services.....				1,270		2,381
08 Supplies and materials.....				750		504
09 Equipment.....				3,000		620
Total other obligations.....				9,220		21,197
Grand total obligations.....				39,720		60,280
1945 balance available in 1946.....				-39,720		+39,720
Total estimate or appropriation.....						100,000

**COURTS**

District of Columbia courts: For all expenses of the following District of Columbia courts, including personal services; witness fees and compensation of jurors; lawbooks, books of reference, and periodicals; printing and binding; lodging and meals for jurors, bailiffs, and deputy United States marshals while in attendance upon jurors, when ordered by the courts; and meals for prisoners: (Act of June 30, 1945, Public Law 103.)

**Salaries and Expenses, Juvenile Court, District of Columbia—**

Juvenile court, [ \$132,200 ] \$178,000, of which \$470 shall be available for deposit in the general fund of the Treasury for cost of penalty mail as required by section 2 of the Act of June 28, 1944 (Public Law 364), and of which \$11,200 shall be available for payment to the United States Public Health Service for furnishing psychiatric service, including the detail of necessary medical and other personnel: Provided, That the disbursing officer of the District of Columbia is authorized to advance to the chief probation officer of the juvenile court upon requisition previously approved by the judge of the juvenile court and the auditor of the District of Columbia, not to exceed \$50 at any one time, to be expended for travel expenses to secure the return of absconding probationers. (Act of June 30, 1945, Public Law 103.)

Estimate 1947, \* **\$178,000** Appropriated 1946, **\$132,200**

\* Includes \$11,200 transferred from "Psychiatric service, juvenile court, District of Columbia." For comparative purposes the amounts appropriated for 1945 and 1946 as shown in the schedule as transfers.

By objects	Obligations					
	Estimate, 1947		Estimate, 1946		Actual, 1945	
	Man-years	Total salary	Man-years	Total salary	Man-years	Total salary
<b>PERSONAL SERVICES, DEPARTMENTAL</b>						
Professional service:						
Grade 8. Range \$3,750 to \$9,800:						
Judge.....	1	\$9,013	1	\$9,013	1	\$8,063
Grade 4. Range \$4,300 to \$5,180:						
Director of social work.....	1	4,520	1	4,520	1	3,800
Grade 3. Range \$3,640 to \$4,300:						
Supervisor of probation.....	1	3,860	1	3,771	1	3,225
Grade 2. Range \$2,980 to \$3,640.....	3	9,490	3	9,295	2.2	5,859
Grade 1. Range \$2,320 to \$2,980.....	29	73,030	28.4	69,173	24.4	49,895
Clerical, administrative, and fiscal service:						
Grade 9. Range \$3,640 to \$4,300:						
Clerk of court.....	1	3,760	1	3,648	0.1	400
Grade 8. Range \$3,310 to \$3,970.....					0.9	2,575
Grade 6. Range \$2,650 to \$3,310.....	1	2,760	1	2,658	0.1	238

By objects	Obligations					
	Estimate, 1947		Estimate, 1946		Actual, 1945	
	Man-years	Total salary	Man-years	Total salary	Man-years	Total salary
<b>PERSONAL SERVICES, DEPARTMENTAL—CON.</b>						
Clerical, administrative, and fiscal service—Continued						
Grade 5. Range \$2,320 to \$2,980.....	1	\$2,540	1	\$2,485	1.9	\$3,887
Grade 4. Range \$2,100 to \$2,490.....	6	13,326	5	11,032	3.2	6,150
Grade 3. Range \$1,902 to \$2,298.....	15	31,025	14.3	27,949	7	10,994
Grade 2. Range \$1,704 to \$2,100.....	2	3,540	1	1,818	4.9	7,586
Total permanent, departmental.....	61	156,855	57.7	145,362	47.7	102,672
Overtime pay, departmental.....				4,977		14,762
01 Personal services (net).....	61	156,855	57.7	150,339	47.7	117,434
<b>OTHER OBLIGATIONS</b>						
02 Travel.....		1,940		1,940		1,556
04 Communication services.....		1,620		1,620		1,394
Payment for penalty mail.....		470		470		420
06 Printing and binding.....		1,050		950		897
07 Other contractual services.....		13,300		12,200		11,087
08 Supplies and materials.....		1,000		1,000		623
09 Equipment.....		1,765		485		471
Total other obligations.....		21,145		18,665		16,448
Grand total obligations.....		178,000		169,004		133,882
Received by transfer from "Psychiatric service, juvenile court, District of Columbia".....				-10,100		-10,100
Net total obligations.....		178,000		158,904		123,782
Excess of obligations over appropriation due to Public Law 106.....				-26,704		
Estimated savings, unobligated balance.....						25,818
Total estimate or appropriation.....		178,000		132,200		149,600

**Psychiatric Service, Juvenile Court, District of Columbia—**

[ For a psychiatric service for the juvenile court of the District of Columbia, \$10,100: Provided, That the Board of Commissioners of the District of Columbia is authorized to obtain said psychiatric service for the juvenile court of the District of Columbia from the United States Public Health Service, and, at the request of the Board of Commissioners, the Surgeon General is authorized to detail the necessary medical and other personnel, not to exceed one psychiatrist, one psychologist, and one nurse, for this purpose: Provided further, That the amount herein appropriated shall be transferred to the United States Public Health Service for reimbursement for the medical and other personnel so detailed. ] (Act of June 30, 1945, Public Law 103.)

Appropriated 1946, **\$10,100**

NOTE.—The appropriation under the above title has been transferred to and estimated for under "Salaries and expenses, juvenile court, District of Columbia." For comparative purposes the amounts appropriated for 1945 and 1946 are shown in the schedule as transfers.

Transferred to "Salaries and expenses, juvenile court, District of Columbia": 1946, \$10,100; 1945, \$10,100.

**Salaries and Expenses, Municipal Court, District of Columbia—**

Municipal court, including pay of retired judges and \$525 for deposit in the general fund of the Treasury for cost of penalty mail as required by section 2 of the Act of June 28, 1944 (Public Law 364), [ \$340,000 ] \$393,400: Provided, That deposits made on demands for jury trials in accordance with rules prescribed by the court under authority granted in section 11 of the Act approved March 3, 1921 (41 Stat. 1312), shall be earned unless, prior to three days before the time set for such trials, including Sundays and legal holidays, a new date for trial be set by the court, cases be discontinued or settled, or demands for jury trials be waived: Provided further, That hereafter the disbursing officer of the District of Columbia is authorized to advance to the clerk of the court, upon requisition previously approved by the Auditor of the District of Columbia, sums of money not exceeding \$500 at any one time, to be used for the payment of witness fees. (56 Stat. 194; Act of June 30 1945, Public Law 103.)

Estimate 1947, **\$293,400** Appropriated 1946, **\$340,000**

By objects	Obligations					
	Estimate, 1947		Estimate, 1946		Actual, 1945	
	Man-years	Total salary	Man-years	Total salary	Man-years	Total salary
<b>PERSONAL SERVICES, DEPARTMENTAL</b>						
Unclassified:						
Chief judge.....	1	\$9,275	1	\$9,275	1	\$8,500
Associate judges.....	9	78,750	9	78,750	9	72,000
Clerical, administrative, and fiscal service:						
Grade 13. Range \$6,230 to \$7,070:						
Clerk of the court.....	1	6,430	1	6,330	1	5,600

COURTS—Continued

Salaries and Expenses, Municipal Court, District of Columbia—Continued

By objects	Obligations					
	Estimate, 1947		Estimate, 1946		Actual, 1945	
	Man-years	Total salary	Man-years	Total salary	Man-years	Total salary
<b>PERSONAL SERVICES, DEPARTMENTAL—COD.</b>						
Clerical, administrative, and fiscal service—Continued						
Grade 10. Range \$3,970 to \$4,630:						
Chief deputy clerk, civil division	1	\$4,520	1	\$4,490	1	\$3,875
Chief deputy clerk, criminal division	1	4,080	1	4,080	1	3,500
Grade 8. Range \$3,310 to \$3,970	1	3,420	1	3,420	1	2,900
Grade 7. Range \$2,980 to \$3,640	1	3,200	1	3,170	1	2,675
Grade 6. Range \$2,650 to \$3,310	15	42,060	15	41,910	14.4	33,881
Grade 5. Range \$2,320 to \$2,980	5	12,106	5	12,057	4.6	9,011
Grade 4. Range \$2,100 to \$2,496	27	58,944	27	58,615	21.3	40,723
Grade 3. Range \$1,902 to \$2,298	18	35,820	18	35,467	16.4	26,811
Grade 2. Range \$1,704 to \$2,100	6	10,554	6	10,466	5.4	8,082
Professional service:						
Grade 3. Range \$3,640 to \$4,300:						
Chief probation officer	1	3,750	1	3,673	1.1	3,533
Clerk, small claims and conciliation branch	1	3,750	1.8	3,750	1	3,200
Associate legal assistant	2	7,390	1.8	6,467	0.9	2,933
Grade 2. Range \$2,980 to \$3,640	1	2,980	0.2	745	0.9	2,340
Grade 1. Range \$2,320 to \$2,980	7	17,010	8	19,354	7.5	15,050
Crafts, protective, and custodial service:						
Grade 5. Range \$1,968 to \$2,364	2	4,200	2	4,182	2	3,465
Grade 4. Range \$1,770 to \$2,166	2	3,738	2	3,666	1.9	2,908
Grade 3. Range \$1,572 to \$1,902	1	1,572				
Total permanent, departmental	103	313,549	102	309,867	92.4	250,987
Temporary employment, departmental					1.6	2,970
Overtime pay, departmental						27,461
Additional compensation, departmental		2,900		2,900		
01 Personal services (net)	103	316,449	102	312,767	94	281,418
<b>OTHER OBLIGATIONS</b>						
02 Travel		455		360		260
04 Communication services		3,450		3,200		3,311
Payment for penalty mail		525		525		525
06 Printing and binding		3,950		3,650		3,595
07 Other contractual services		52,950		52,950		42,540
08 Supplies and materials		3,557		3,557		2,723
09 Equipment		6,103		3,140		4,200
12 Pensions, annuities, and insurance losses		5,961		5,961		5,961
Total other obligations		76,951		73,343		63,115
Grand total obligations		393,400		386,110		344,533
Excess of obligations over appropriation due to Public Law 106				-46,110		
Estimated savings, unobligated balance						13,087
Total estimate or appropriation		393,400		340,000		357,620

Salaries and Expenses, Municipal Court of Appeals, District of Columbia—

Municipal court of appeals, [\$62,300] \$70,200, of which \$500 shall be available for deposit in the general fund of the Treasury for cost of penalty mail as required by section 2 of the Act of June 28, 1944 (Public Law 364). (56 Stat. 194; Act of June 30, 1945, Public Law 103.)

Estimate 1947, \$70,200

Appropriated 1946, \$62,300

By objects	Obligations					
	Estimate, 1947		Estimate, 1946		Actual, 1945	
	Man-years	Total salary	Man-years	Total salary	Man-years	Total salary
<b>PERSONAL SERVICES, DEPARTMENTAL</b>						
Unclassified:						
Chief Judge	1	\$10,000	1	\$10,000	1	\$9,500
Associate Judge	2	19,600	2	19,600	2	18,000
Clerical, administrative, and fiscal service:						
Grade 11. Range \$4,300 to \$5,180:						
Clerk of court	1	4,630	1	4,520	1	3,800
Grade 7. Range \$2,980 to \$3,640	1	3,310	1	3,200	1	2,700
Grade 6. Range \$2,650 to \$3,310	1	2,980	1	2,870	1	2,400
Grade 5. Range \$2,320 to \$2,980	3	7,703	3	7,373	2	4,175
Grade 4. Range \$2,100 to \$2,496	1	2,232	1	2,166	1.8	3,360
Professional service:						
Grade 2. Range \$2,980 to \$3,640	3	9,362	3	9,032	0.9	2,312
Crafts, protective, and custodial service:						
Grade 3. Range \$1,572 to \$1,902	1	1,770	1	1,704	1	1,380
Total permanent, departmental	14	61,587	14	60,465	11.7	47,627
Additional compensation, departmental		400		400		3,022
01 Personal services (net)	14	61,987	14	60,865	11.7	50,649

By objects	Obligations		
	Estimate, 1947	Estimate, 1946	Actual, 1945
<b>OTHER OBLIGATIONS</b>			
04 Communication services	\$575	\$500	\$460
Payment for penalty mail	300	500	425
06 Printing and binding	2,750	2,750	1,386
07 Other contractual services	100	100	1,302
08 Supplies and materials	500	500	372
09 Equipment	3,988	4,075	3,306
Total other obligations	8,213	8,425	7,251
Grand total obligations	70,200	69,290	57,900
Excess of obligations over appropriation due to Public Law 106		-6,990	
Estimated savings, unobligated balance			2,000
Total estimate or appropriation	70,200	62,300	59,900

Reimbursement of the United States, United States Courts, District of Columbia—

United States courts: For reimbursement to the United States for services rendered to the District of Columbia by the Judiciary and the Department of Justice as specified under the head "United States courts for the District of Columbia" in the Judiciary Appropriation Act, [1946] 1947, and in the Department of Justice Appropriation Act, [1946, \$599,300] 1947, \$682,000. (Act of June 30, 1945, Public Law 103.)

Estimate 1947, \$682,000

Appropriated 1946, \$599,300

By objects	Obligations		
	Estimate, 1947	Estimate, 1946	Actual, 1945
07 Other contractual services	\$682,000	\$682,000	\$646,945
Excess of obligations over appropriation		-82,700	-21,945
Total estimate or appropriation	682,000	599,300	625,000

Probation System, District of Columbia—

Probation system: For all expenses necessary for the probation system, including personal services, \$125 for deposit in the general fund of the Treasury for cost of penalty mail as required by section 2 of the Act of June 28, 1944 (Public Law 364), and printing and binding, [\$33,600] \$41,800. (Act of June 30, 1945, Public Law 103.)

Estimate 1947, \$41,800

Appropriated 1946, \$33,600

By objects	Obligations					
	Estimate, 1947		Estimate, 1946		Actual, 1945	
	Man-years	Total salary	Man-years	Total salary	Man-years	Total salary
<b>PERSONAL SERVICES, DEPARTMENTAL</b>						
Unclassified:						
Probation officer	1	\$6,020	1	\$6,020	1	\$4,600
Assistant probation officer	10	25,026	10	25,026	7	15,015
Stenographer-typist	3	5,706	3	5,706	1	1,620
Clerk-typist					2	2,816
Total permanent, departmental	14	36,752	14	36,752	11	24,051
Additional compensation, departmental		3,310		3,310		3,332
01 Personal services (net)	14	40,062	14	40,062	11	27,383
<b>OTHER OBLIGATIONS</b>						
02 Travel		325		325		291
04 Communication services		325		325		205
Payment for penalty mail		125		125		60
06 Printing and binding		245		245		143
07 Other contractual services		155		155		73
08 Supplies and materials		255		255		65
09 Equipment		308		250		60
Total other obligations		1,738		1,680		897
Grand total obligations		41,800		41,742		28,280
Excess of obligations over appropriation due to Public Law 106				-8,142		
Estimated savings, unobligated balance						7,100
Total estimate or appropriation		41,800		33,600		35,380

Salaries and Expenses, Office of Register of Wills, District of Columbia—

Office of Register of Wills: For all expenses necessary for the Office of Register of Wills, including personal services; \$500 for deposit in the general fund of the Treasury for cost of penalty mail as required by section 2 of the Act of June 28, 1944 (Public Law

364); lawbooks, books of reference, periodicals, and newspapers; printing and binding; and contract statistical services, **[\$96,600]** **\$112,500.** (Act of June 30, 1945, Public Law 103.)

Estimate 1947, **\$112,500** Appropriated 1946, **\$96,600**

By objects	Obligations					
	Estimate, 1947		Estimate, 1946		Actual, 1945	
<b>PERSONAL SERVICES, DEPARTMENTAL</b>						
Professional service:	Man years	Total salary	Man years	Total salary	Man years	Total salary
Grade 7. Range \$7,175 to \$8,225:						
Register of wills.....	1	\$8,225	1	\$8,225	1	\$7,500
Grade 5. Range \$5,180 to \$6,020:						
First deputy register of wills.....	1	5,495	1	5,390	1	4,600
Clerical, administrative, and fiscal service:						
Grade 9. Range \$3,640 to \$4,300:						
Second deputy register of wills.....	1	3,970	1	3,860	1	3,300
Grade 7. Range \$2,980 to \$3,640.....	1	3,613	1	3,503	1	2,975
Grade 6. Range \$2,650 to \$3,310.....	2	6,153	2	5,933	2	4,975
Grade 5. Range \$2,320 to \$2,980.....	4	11,206	4	10,576	4	9,125
Grade 4. Range \$2,100 to \$2,496.....	11	25,582	11	24,969	10	19,245
Grade 3. Range \$1,902 to \$2,298.....	9	18,983	9	18,600	8.8	15,645
Grade 2. Range \$1,704 to \$2,100.....	6	11,715	6	11,362	6.1	9,032
Grade 1. Range \$1,506 to \$1,902.....	1	1,600	1	1,565	1	1,298
Crafts, protective, and custodial service:						
Grade 2. Range \$1,440 to \$1,770.....	1	1,638	1	1,572	1	1,260
Total permanent, departmental.....	38	98,180	38	95,915	36.9	78,955
Overtime pay, departmental.....						11,882
01 Personal services (net).....	38	98,180	38	95,915	36.9	90,837
<b>OTHER OBLIGATIONS</b>						
02 Travel.....		200		200		175
04 Communication services.....		1,120		1,120		1,066
Payment for penalty mail.....		500		500		417
06 Printing and binding.....		2,000		1,600		1,292
07 Other contractual services.....		3,000		3,000		2,955
08 Supplies and materials.....		5,500		5,200		5,100
09 Equipment.....		2,000		2,000		1,823
Total other obligations.....		14,320		13,620		12,828
Grand total obligations.....		112,500		109,535		103,665
Excess of obligations over appropriation due to Public Law 106.....				-12,935		
Estimated savings, unobligated balance.....						2,235
Total estimate or appropriation.....		112,500		96,600		105,900

**Salaries and Expenses, Commission on Mental Health, District of Columbia—**

Commission on Mental Health: For all expenses necessary for the Commission on Mental Health, including an executive secretary at **[\$3,200]** **\$3,640** per annum and physician-members at **[\$4,000]** **\$4,520** per annum, and other personal services; lawbooks, books of reference, and periodicals; and printing and binding; **[\$25,300]** **\$29,100.** (53 Stat. 1293; Act of June 30, 1945, Public Law 103.)

Estimate 1947, **\$29,100** Appropriated 1946, **\$25,300**

By objects	Obligations					
	Estimate, 1947		Estimate, 1946		Actual, 1945	
<b>PERSONAL SERVICES, DEPARTMENTAL</b>						
Professional service:	Man-years	Total salary	Man-years	Total salary	Man-years	Total salary
Grade 7. Range \$7,175 to \$8,225:						
Lawyer-member.....	1	\$7,962	1	\$7,897	1	\$7,000
Clerical, administrative, and fiscal service:						
Grade 5. Range \$2,320 to \$2,980.....	1	2,540	1	2,430	1	2,000
Grade 4. Range \$2,100 to \$2,496.....	1	2,232	1	2,166	1	1,800
Grade 3. Range \$1,902 to \$2,298.....	1	1,968	1	1,902	0.7	1,188
Unclassified:						
Physician-member.....	2	9,040	2	9,040	2	8,000
Executive secretary.....	1	3,640	1	3,640	1	3,200
Total permanent, departmental.....	7	27,382	7	27,075	6.7	23,188
Part-time employment, departmental (alternate lawyer-member).....	0.1	542	0.1	542	0.1	144
Overtime pay, departmental.....				551		1,240
Additional compensation, departmental.....						900
01 Personal services (net).....	7.1	27,924	7.1	28,168	6.8	25,472
<b>OTHER OBLIGATIONS</b>						
02 Travel.....		5		5		5
04 Communication services.....		92		92		92
06 Printing and binding.....		350		350		246
08 Supplies and materials.....		553		553		516
09 Equipment.....		176				
Total other obligations.....		1,176		1,000		859
Grand total obligations.....		29,100		29,168		26,331

By objects	Obligations		
	Estimate, 1947	Estimate, 1946	Actual, 1945
Excess of obligations over appropriation due to Public Law 106.....		- \$3,568	
Estimated savings, unobligated balance.....			\$685
Total estimate or appropriation.....	\$29,100	25,300	27,016

Total, courts, District of Columbia:  
Estimate 1947, **\$1,507,000** Appropriated 1946, **\$1,299,400**

**HEALTH DEPARTMENT**

**Operating Expenses, Health Department, District of Columbia—**

Operating expenses, Health Department (excluding hospitals): For all expenses necessary for the general administration, medical services, laboratories, and inspection services of the Health Department, including the enforcement of the Acts relating to the prevention of the spread of contagious and infectious diseases in the District of Columbia; the maintenance of tuberculosis and venereal-disease clinics and dispensaries; the conduct of hygiene and sanitation work in schools; the maintenance of a dental health service; the maintenance of a maternal and child-health service, [including]; housekeeping assistance in cases of authentic indigent sick; the maintenance of a nursing service; the maintenance of a psychiatric service; the maintenance of an emergency ambulance service; the operation and maintenance of laboratories; out-patient relief of the poor, including medical and surgical supplies, artificial limbs, and pay of physicians, and the enforcement of the Acts relating to the drainage of lots and abatement of nuisances in the District of Columbia, the Act relating to the adulteration of foods, drugs, and candy, the Act relating to the manufacture and sale of mattresses, the Act relating to the manufacture, sale, and transportation of adulterated or misbranded or poisonous or deleterious foods, drugs, medicines, and liquors, and the Act relating to the sale of milk, cream, and ice cream; such expenses to include two physicians at \$4,600 per annum each, to be appointed without regard to civil-service laws, and other personal services; contract investigational service; books and periodicals; uniforms; rent; printing and binding; purchase, maintenance, and repair of passenger-carrying motor vehicles; manufacture of serum in indigent cases; and allowances for privately owned automobiles used for the performance of official duties (not to exceed \$264 per annum for each automobile for employees other than dairy-farm inspectors and not to exceed \$312 per annum for each automobile for dairy-farm inspectors); **[\$1,340,000]** **\$1,707,600:** *Provided*, That the Commissioners may, without creating any obligation for the payment of money on account thereof, accept such volunteer services as they may deem expedient in connection with the establishment and maintenance of the medical services herein provided for: *Provided further*, That not to exceed \$200 may be expended for special services in detecting adulteration of drugs and foods, including candy and milk. (44 Stat. 208-211; Act of June 30, 1945, Public Law 103.)

Estimate 1947, **\$1,707,600** Appropriated 1946, **\$1,340,000**

By objects	Obligations					
	Estimate, 1947		Estimate, 1946		Actual, 1945	
<b>PERSONAL SERVICES, DEPARTMENTAL</b>						
Professional service:	Man-years	Total salary	Man-years	Total salary	Man-years	Total salary
Grade 8. Range \$8,750 to \$9,800:						
Health officer.....	1	\$9,800	1	\$9,800	1	\$9,000
Grade 7. Range \$7,175 to \$8,225:						
Assistant health officer.....	1	8,225	1	8,225	1	7,500
Grade 6. Range \$6,230 to \$7,070:						
Medical officer.....	1	6,230	1	6,230		
Director, dental service.....	1	6,650	1	6,650	1	6,000
Chief medical inspector.....	1	6,650	1	6,650	1	6,000
Director, mental hygiene.....	1	6,230	1	6,230	0.2	805
Director, nursing service.....	1	6,440	1	6,440	1	5,650
Chief, bureau of preventable diseases.....	1	6,650	1	6,650	1	6,000
Director, bureau of tuberculosis.....	1	6,650	1	6,650	1	6,000
Chief food inspector.....	1	6,440	1	6,440	1	5,650
Director, bureau of public health engineering.....	1	6,230	1	6,230		
Grade 5. Range \$5,180 to \$6,020:						
Assistant chief medical inspector of schools.....	1	5,390	1	5,390	1	4,800
Assistant director, mental hygiene.....	1	5,180	1	5,180		
Consultant ophthalmologist.....	1	5,390	1	5,390	1	4,800
Otologist.....	1	5,180	1	5,180		
Clinical director, venereal diseases.....	1	5,180	1	5,180	1	4,600
Director of laboratories.....	1	5,810	1	5,810	1	5,200
Chemist.....	1	5,810	1	5,810	1	5,150
Psychiatrist.....	1	5,180				

HEALTH DEPARTMENT—Continued

Operating Expenses, Health Department, District of Columbia—Continued

By objects	Obligations					
	Estimate, 1947		Estimate, 1946		Actual, 1945	
	Man-years	Total salary	Man-years	Total salary	Man-years	Total salary
<b>PERSONAL SERVICES, DEPARTMENTAL—CON.</b>						
Professional service—Continued						
Grade 4. Range \$4,300 to \$5,180:						
Dentists.....	11	\$47,300	10	\$43,000	9	\$14,500
Attending physician.....	6	26,680	4	18,080	5	19,100
Associate clinic physician.....	1	4,520	1	4,520	1	3,800
Attending physician.....	2	8,600	2	8,600	2	6,650
Assistant director, nursing service.....	1	4,300	1	4,300	1	3,325
Medical inspector.....	1	4,520	1	4,520	1	3,800
Medical inspector.....	1	4,300	1	4,300	1	3,275
Director, serological laboratory.....	1	4,740	1	4,740	1	4,050
Assistant chief food inspector.....	1	4,520	1	4,520	1	3,850
Public health engineer.....	1	4,300	1	4,300	1	2,533
Assistant psychiatrist.....	1	4,300				
Psychologist.....	1	4,300				
Grade 3. Range \$3,640 to \$4,300:						
Medical inspector.....	1	3,750	1	3,750	1	3,275
Medical inspector.....	2	7,280	2	7,280		
Chemist.....	1	3,750	1	3,750	1	3,200
Chemist.....	1	3,640	1	3,640		
Chief sanitary inspector.....	1	3,640	1	3,640	1	3,183
Dentist.....					8	28,175
Grade 2. Range \$2,980 to \$3,640.....	19	60,250	18	57,270	10	29,678
Grade 1. Range \$2,320 to \$2,980.....	8	18,560	8	18,560		
Clerical, administrative, and fiscal service:						
Grade 12. Range \$5,180 to \$6,020:						
Director, hospital permit bureau.....	1	5,390	1	5,390	1	4,599
Grade 11. Range \$4,300 to \$5,180:						
Assistant director, hospital permit bureau.....	1	4,300	1	4,300		
Grade 9. Range \$3,640 to \$4,300:						
Chief clerk.....	1	4,300	1	4,300	1	3,493
Grade 8. Range \$3,310 to \$3,970.....	1	3,420	1	3,420	1	2,900
Grade 7. Range \$2,980 to \$3,640.....	2	6,070	2	6,070	1.8	4,759
Grade 5. Range \$2,320 to \$2,980.....	2	4,750	2	4,750	1.4	2,880
Grade 4. Range \$2,100 to \$2,496.....	11	24,090	10	21,990	9.3	17,594
Grade 3. Range \$1,902 to \$2,298.....	50	97,158	47	91,452	30	49,344
Grade 2. Range \$1,704 to \$2,100.....	43	75,360	40	70,248	30.4	46,402
Grade 1. Range \$1,506 to \$1,902.....	5	7,764	5	7,764	3.5	4,477
Subprofessional service:						
Grade 8. Range \$2,980 to \$3,640.....	10	30,020	9	27,040	8	22,283
Grade 7. Range \$2,650 to \$3,310.....	15	41,730	15	41,730	14	33,251
Grade 6. Range \$2,320 to \$2,980.....	40	95,440	32	76,880	28	60,010
Grade 5. Range \$2,100 to \$2,496.....	146	316,606	141	306,106	134	237,714
Grade 4. Range \$1,902 to \$2,298.....	19	36,768	19	36,768	22	35,654
Grade 3. Range \$1,704 to \$2,100.....	6	11,088	6	11,088	2	4,688
Grade 2. Range \$1,572 to \$1,968.....	13	20,676	8	12,816	5	6,975
Grade 1. Range \$1,440 to \$1,836.....					1	2,250
Crafts, protective, and custodial service:						
Grade 5. Range \$1,968 to \$2,364.....	3	6,168	3	6,168	3	5,115
Grade 4. Range \$1,770 to \$2,166.....	26	47,010	24	43,470	16.5	26,179
Grade 3. Range \$1,572 to \$1,902.....	17	28,056	12	20,196	10	13,930
Grade 2. Range \$1,440 to \$1,770.....	32	47,736	26	39,096	16.2	19,843
Statutory:						
Physician.....	2	9,200	2	9,200		
Unclassified.....	10	6,925	10	6,925		
Total permanent, departmental.....	536	1,272,590	490	1,170,072	399.3	813,889
Temporary employment, departmental.....			5	9,378	5	8,130
Part-time employment, departmental.....	79.5	181,884	79.5	181,884	57	99,661
Overtime pay, departmental.....						153,529
Night-work differential, departmental.....		3,000		3,000		
01 Personal services (net).....	615.5	1,457,474	574.5	1,390,751	461.5	1,075,209
<b>OTHER OBLIGATIONS</b>						
02 Travel.....		22,298		22,038		18,845
03 Transportation of things.....		665		665		580
04 Communication services.....		8,581		8,081		12,068
05 Rents and utility services.....		10,060		10,060		10,473
06 Printing and binding.....		7,510		5,010		9,508
07 Other contractual services.....		68,265		38,790		20,628
08 Supplies and materials.....		120,056		114,167		106,474
09 Equipment.....		12,691		11,989		5,853
Total other obligations.....		250,126		210,800		184,429
Grand total obligations.....		1,707,600		1,601,551		1,259,638
Excess of obligations over appropriation due to Public Law 106.....				-261,551		220,362
Estimated savings, unobligated balance.....						220,362
Total estimate or appropriation.....		1,707,600		1,340,000		1,480,000
<b>BY PROJECTS OR FUNCTIONS</b>						
1. Administration.....		\$102,772		\$76,656		\$73,906
2. Hospital permit bureau.....		114,784		115,258		54,042
3. Vital statistics.....		30,228		28,139		19,871
4. Dental service.....		134,137		126,620		94,995
5. Maternal and child welfare.....		117,745		99,383		72,344
6. Medical inspection of schools.....		113,391		116,265		80,584
7. Mental hygiene.....		54,100		29,134		1,475
8. Nursing service.....		293,364		292,864		253,906
9. Preventable diseases.....		71,217		71,217		35,137
10. Tuberculosis.....		89,112		91,612		62,711

By projects or functions	Obligations		
	Estimate, 1947	Estimate, 1946	Actual, 1945
11. Venereal diseases.....	\$81,746	\$75,446	\$56,910
12. Laboratories.....	88,821	88,821	56,467
13. Food inspection.....	129,393	122,893	106,675
14. Sanitary inspection.....	210,236	165,872	109,307
15. Housekeeping assistance.....	39,948	39,948	27,779
16. Out-patient relief.....	28,860	27,860	
17. Southwest health center.....	7,746	7,146	
18. Overtime pay.....		26,417	153,529
Grand total obligations.....	1,707,600	1,601,551	1,259,638
Adjustments (see objects schedule for detail).....		-261,551	+220,362
Total estimate or appropriation.....	1,707,600	1,340,000	1,480,000

**Capital Outlay, Health Department (Excluding Hospitals)—**  
*Capital outlay, Health Department (excluding hospitals): For the construction of a building for a health center in Northwest Washington, on land now owned by the District of Columbia in Square 446, \$267,000, together with the unexpended balance of the appropriation of \$120,000 for the same purpose contained in the District of Columbia Appropriation Act, 1942; and for the preparation of plans and specifications for a new health center in Anacostia on land now owned by the District of Columbia in Square 5781, \$15,000; in all, \$282,000. (Submitted.)*  
**Estimate 1947, \$282,000**

By objects	Obligations		
	Estimate, 1947	Estimate, 1946	Actual, 1945
10 Lands and structures.....	\$390,499		
Reappropriation of 1945 balance for 1946.....			-\$108,499
1945 balance available in 1946.....		-\$108,499	+108,499
1946 balance available in 1947.....	-108,499	+108,499	
Total estimate or appropriation.....	282,000		
<b>BY PROJECTS OR FUNCTIONS</b>			
1. Construction of northwest health center.....	\$375,499		
2. Plans and specifications for Anacostia health center.....	15,000		
Grand total obligations.....	390,499		
Adjustments (see objects schedule for detail).....	-108,499		
Total estimate or appropriation.....	282,000		

**Salaries and Expenses, Glenn Dale Tuberculosis Sanatorium, District of Columbia—**

*Operating expenses, Glenn Dale Tuberculosis Sanatorium: For all expenses necessary for the Tuberculosis Sanatorium at Glenn Dale, Maryland, including personal services; compensation of consulting physicians at rates to be fixed by the Commissioners, and not to exceed \$3,000 for temporary per diem services; rental, purchase, maintenance, repair, and operation of busses and an ambulance; school books, books of reference, and periodicals; printing and binding; classroom supplies; and repairs and improvements to buildings and grounds; [\$1,080,000] \$1,426,500, of which not to exceed \$5,000 shall be for the compensation of convalescent patients to be employed in essential work of the sanatorium and as an aid to their rehabilitation at rates and under conditions to be determined by the Commissioners; but nothing in this paragraph shall be construed as conferring employee status on patients whose services are so utilized. (44 Stat. 208-211; Act of June 30, 1949, Public Law 103.)*

**Estimate 1947, \$1,426,500      Appropriated 1946, \$1,080,000**

By objects	Obligations					
	Estimate, 1947		Estimate, 1946		Actual, 1945	
	Man-years	Total salary	Man-years	Total salary	Man-years	Total salary
<b>PERSONAL SERVICES, DEPARTMENTAL</b>						
Clerical, administrative, and fiscal service:						
Grade 9. Range \$3,640 to \$4,300:						
Administrative assistant.....	1	\$3,860	1	\$3,750	1	\$3,300
Grade 6. Range \$2,650 to \$3,310.....	1	2,760	1	2,650	1	2,316
Grade 4. Range \$2,100 to \$2,496.....	4	9,192	4	8,862	3.5	6,870
Grade 3. Range \$1,902 to \$2,298.....	10	19,350	7	13,380	4.7	7,718
Grade 2. Range \$1,704 to \$2,100.....	13	23,010	12	20,646	6.6	9,706
Grade 1. Range \$1,506 to \$1,902.....					2	2,685
Professional service:						
Grade 7. Range \$7,175 to \$8,225:						
Superintendent and medical director.....	1	7,963	1	7,700	1	6,937

By objects	Obligations					
	Estimate, 1947		Estimate, 1946		Actual, 1945	
	Man-years	Total salary	Man-years	Total salary	Man-years	Total salary
<b>PERSONAL SERVICES, DEPARTMENTAL—CON.</b>						
Professional service—Continued						
Grade 6. Range \$6,230 to \$7,070:						
Assistant superintendent	1	\$6,440	1	\$6,230	1	\$5,600
Principal medical officer	1	6,230				
Thoracic surgeon	1	6,230	1	6,230	0.5	2,800
Grade 5. Range \$5,180 to \$6,020:						
Röntgenologist	1	5,810	1	5,600	1	5,000
Medical officer	3	15,540	3	15,540	1.1	5,033
Thoracic surgeon					0.5	2,300
Grade 4. Range \$4,300 to \$5,180:						
Pathologist	0.5	2,260	0.5	2,150	0.5	1,847
Medical officer	7	30,100	6	25,800	3.1	9,683
Grade 3. Range \$3,640 to \$4,300:						
Medical officer					2.2	6,217
Dentist	1	3,750	1	3,640	0.9	2,955
Utility officer	1	3,640	1	3,640	0.8	2,567
Grade 2. Range \$2,980 to \$3,640:						
Medical officer	2	6,180	2	5,960	2	5,104
Grade 1. Range \$2,320 to \$2,980:						
Medical officer	6	14,550	3	6,960	2	4,000
Subprofessional service:						
Grade 8. Range \$2,980 to \$3,640:						
Medical officer	1	3,090	1	2,980	1	2,600
Grade 7. Range \$2,650 to \$3,310:						
Medical officer	2	5,520	1	2,760	1	2,375
Grade 6. Range \$2,320 to \$2,980:						
Medical officer	8	19,220	2	5,080	2	4,325
Grade 5. Range \$2,100 to \$2,496:						
Medical officer	28	62,368	26	56,584	17.8	35,767
Grade 4. Range \$1,902 to \$2,298:						
Medical officer	72	144,336	47	94,476	37.3	64,685
Grade 3. Range \$1,704 to \$2,100:						
Medical officer	2	3,540	2	3,408	1	1,395
Grade 2. Range \$1,572 to \$1,968:						
Medical officer	40	64,464	28	44,214	21.1	28,198
Crafts, protective, and custodial service:						
Grade 10. Range \$2,980 to \$3,640:						
Medical officer	1	2,980	1	2,980		
Grade 9. Range \$2,540 to \$3,200:						
Medical officer	1	2,540	1	2,540		
Grade 8. Range \$2,364 to \$2,870:						
Medical officer	9	22,244	8	19,550	5.3	11,708
Grade 7. Range \$2,100 to \$2,496:						
Medical officer	15	33,282	10	21,924	7.9	15,117
Grade 6. Range \$1,908 to \$2,364:						
Medical officer	5	10,038	5	9,906	1.2	2,089
Grade 5. Range \$1,770 to \$2,100:						
Medical officer	27	49,440	21	37,434	13.6	20,592
Grade 4. Range \$1,572 to \$1,902:						
Medical officer	24	38,152	18	28,362	9	11,848
Grade 2. Range \$1,440 to \$1,770:						
Medical officer	212.5	321,732	189.5	278,468	179.3	222,142
Unclassified:						
Consultant physicians and surgeons	2	6,420	2	6,420	1.6	4,890
Total permanent, departmental	504	956,451	408	755,824	334.5	520,369
Convalescent patient labor, departmental					2.3	3,409
Overtime pay, departmental						116,067
Night-work differential, departmental		8,000		8,000		
All personal services, departmental	504	964,451	408	798,824	336.8	639,845
Deduct quarters and subsistence furnished.		74,420		69,060		64,831
<b>01 Personal services (net)</b>	<b>504</b>	<b>890,031</b>	<b>408</b>	<b>729,764</b>	<b>336.8</b>	<b>575,014</b>
<b>OTHER OBLIGATIONS</b>						
02 Travel		13,150		13,150		10,205
03 Transportation of things		1,540		990		1,508
04 Communication services		2,840		2,430		2,583
05 Rents and utility services		41,467		40,867		47,927
06 Printing and binding		200		200		196
07 Other contractual services		55,000		24,800		9,935
08 Supplies and materials:						
Cleaning and toilet supplies		9,900		6,923		6,923
Fuel		40,000		39,000		41,615
Medical and hospital supplies		16,765		16,765		16,940
Miscellaneous		3,126		3,126		8,740
Gasoline for busses		450		346		346
Provisions		260,351		210,398		209,632
Cleaning and glassware		3,075		1,005		1,005
Repairs and improvements		17,680		2,675		2,675
09 Equipment		59,725		53,615		7,097
10 Lands and structures		15,000		76,000		1,533
Total other obligations		539,969		512,436		368,880
Grand total obligations		1,430,000		1,242,200		943,894
Reimbursements for services performed		-3,500		-3,500		-4,311
Net total obligations		1,426,500		1,238,700		939,583
Excess of obligations over appropriation due to Public Law 106				-158,700		
Estimated savings, unobligated balance						74,417
Total estimate or appropriation		1,426,500		1,080,000		1,014,000
<b>BY PROJECTS OR FUNCTIONS</b>						
1. Administration		\$67,248		\$58,488		\$43,995
2. Dietetic service		415,651		335,192		286,727
3. Housekeeping service		94,850		90,572		18,468
4. Laboratory service		33,384		36,237		20,093
5. Laundry service		48,996		45,960		30,632
6. Treatment service		128,793		92,701		63,253
7. Utilities and maintenance services		334,031		329,265		187,336
8. Ward service		307,047		218,785		177,333
9. Overtime pay				35,000		116,067
Grand total obligations		1,430,000		1,242,200		943,894
Adjustments (see objects schedule for detail)		-3,500		-162,200		-470,106
Total estimate or appropriation		1,426,500		1,080,000		1,014,000

losis Hospital at Fourteenth and Upshur Streets Northwest including personal services; one superintendent at \$8,000 per annum; one deputy superintendent at \$6,000 \$6,650 per annum; not to exceed five full-time chief medical officers at \$6,000 \$6,650 per annum each and two associate medical officers at \$4,600 \$5,180 per annum each, to be appointed without reference to civil-service requirements; not to exceed \$20,000 for temporary per diem services; reference books and periodicals; musical instruments and music; expenses of commencement exercises, entertainments, and the training school for nurses; printing and binding; expenses incident to furnishing proper containers for the reception, burial, and identification of the ashes of all human bodies of indigent persons that are cremated at the public crematorium and remain unclaimed after twelve months from the date of such cremation; and repairs and improvements to buildings and grounds; \$1,788,000 \$2,755,300: *Provided*, That hereafter no District of Columbia appropriations shall be available for the care of persons, except in emergency cases, where the person has been a resident of the District of Columbia for less than one year at the time of application for admission; *Provided further*, That hereafter no part of any appropriation for Gallinger Municipal Hospital or the Health Department shall be used for furnishing, other than at rates prescribed by the Commissioners, clinical services, drugs, pharmaceutical preparations, or X-ray service, to persons who are not indigent, except in emergency cases or where the Commissioners determine it to be necessary in the public interest.

[Not to exceed \$180,000 of the appropriations of \$2,203,500 for operating expenses, Gallinger Hospital, contained in the District of Columbia Appropriation Act, 1945, and the First Deficiency Appropriation Act, 1945, is continued available until June 30, 1946.] (*44 Stat. 208-211; Act of June 30, 1945, Public Law 103; Act of Dec. 28, 1945, Public Law 269.*)

Estimate 1947, \* \$2,755,300      Appropriated 1946, <sup>b</sup> \$1,816,900

\* Excludes \$9,720 transferred to "Operating expenses, adult correctional service, Public Welfare, District of Columbia." For comparative purposes the amounts provided for 1945 and 1946 are shown in the schedules as transfers.

<sup>b</sup> Includes \$28,900 appropriated in the First Deficiency Appropriation Act, 1946.

By objects	Obligations					
	Estimate, 1947		Estimate, 1946		Actual, 1945	
	Man-years	Total salary	Man-years	Total salary	Man-years	Total salary
<b>PERSONAL SERVICES, DEPARTMENTAL</b>						
Unclassified:						
Superintendent, \$8,000	1	\$8,000	1	\$8,000		
Deputy superintendent, \$6,650	1	6,650	1	6,650	0.7	\$4,667
Chief medical officer, \$6,650	5	33,250	5	33,250	4.6	27,750
Associate medical officer, \$5,180	2	10,360	2	10,360	2	9,174
Intern: Salary, \$1,125	13	14,625	13	14,625	12.9	6,373
Intern: Salary, \$750	20	15,000	17	12,750	15	7,706
Pupil nurse: Salary, \$600	212	127,200	166	99,600	157.6	76,070
Intern: Salary, \$525	37	19,425	33	17,325	21.9	11,185
Clerical, administrative, and fiscal service:						
Grade 11. Range \$4,300 to \$5,180:						
Administrative assistant	1	4,300	1	4,300		
Grade 7. Range \$2,980 to \$3,640:						
Medical officer	2	6,180	2	6,180	1.4	3,783
Grade 6. Range \$2,650 to \$3,310:						
Medical officer	1	2,650	1	2,650	0.2	384
Grade 5. Range \$2,320 to \$2,980:						
Medical officer	2	4,640	1	2,320		
Grade 4. Range \$2,100 to \$2,496:						
Medical officer	8	17,262	7	15,162	5.2	9,637
Grade 3. Range \$1,902 to \$2,298:						
Medical officer	25	49,266	17	34,050	12.4	20,367
Grade 2. Range \$1,704 to \$2,100:						
Medical officer	31	54,936	27	48,120	20.9	30,777
Grade 1. Range \$1,506 to \$1,902:						
Medical officer	1	1,506				
Professional service:						
Grade 6. Range \$6,230 to \$7,070:						
Chief medical officer	1	6,860	1	6,860	1	6,000
Radiologist	1	6,440	1	6,440	1	5,650
Grade 5. Range \$5,180 to \$6,020:						
Assistant superintendent	1	5,390	1	5,390	1	4,600
Director of nurses	1	5,180	1	5,180		
Director of laboratory	1	5,390	1	5,390	1	4,700
Medical officer	4	20,720	4	20,720		
Grade 4. Range \$4,300 to \$5,180:						
Medical officer	4	17,420	3	13,120	1.7	6,827
Dentist	1	4,520	1	4,520	1	3,850
Grade 3. Range \$3,640 to \$4,300:						
Medical officer	8	29,890	6	22,610	4.6	15,220
Chief engineer	1	3,750	1	3,750	1	3,012
Grade 2. Range \$2,980 to \$3,640:						
Medical officer	12	37,300	10	31,340	7	18,673
Grade 1. Range \$2,320 to \$2,980:						
Medical officer	6	14,430	6	14,430	3.5	7,211
Subprofessional service:						
Grade 8. Range \$2,980 to \$3,640:						
Medical officer	1	3,420	1	3,420	2	5,750
Grade 7. Range \$2,650 to \$3,310:						
Medical officer	16	42,510	16	42,510	0.7	1,584
Grade 6. Range \$2,320 to \$2,980:						
Medical officer	77	179,530	61	142,410	6.6	14,047
Grade 5. Range \$2,100 to \$2,496:						
Medical officer	204	429,150	73	154,050	33.9	63,292
Grade 4. Range \$1,902 to \$2,298:						
Medical officer	17	34,050	15	30,246	84	139,642
Grade 3. Range \$1,704 to \$2,100:						
Medical officer	61	103,944	46	78,384	0.7	1,020
Grade 2. Range \$1,572 to \$1,968:						
Medical officer	142	286,060	106	179,468	97.5	130,257
Crafts, protective, and custodial service:						
Grade 10. Range \$2,980 to \$3,640:						
Medical officer	2	6,400	2	6,400	1	2,875
Grade 9. Range \$2,650 to \$3,310:						
Medical officer	1	2,650			0.2	479
Grade 8. Range \$2,540 to \$3,200:						
Medical officer	2	5,300	2	5,300	1	2,300
Grade 7. Range \$2,364 to \$2,870:						
Medical						



HEALTH DEPARTMENT—Continued

Operating Expenses, Gallinger Municipal and Tuberculosis Hospitals, District of Columbia—Continued

By objects	Obligations		
	Estimate, 1947	Estimate, 1946	Actual, 1945
<b>PERSONAL SERVICES, DEPARTMENTAL—CON.</b>			
Crafts, protective, and custodial service—Continued			
Grade 3. Range \$1,572 to \$1,902.....	36 \$58,176	24 \$39,312	13.3 \$18,163
Grade 2. Range \$1,440 to \$1,770.....	237 361,786	220 337,306	183.9 225,908
Total permanent, departmental.....	1,269 2,145,401	946 1,581,651	742.7 963,130
Temporary employment, departmental.....	1.3 2,000	1.3 2,000	101.7 132,440
Overtime pay, departmental.....		94,640	271,821
Out-patient relief of the poor, departmental.....			23,392
Night-work differential, departmental.....	27,690	22,412	
All personal services, departmental.....	1,270.3 2,175,091	947.3 1,700,703	844.4 1,390,783
Deduct quarters and subsistence furnished.....	129,702	129,702	93,036
01 Personal services (net).....	1,270.3 2,045,389	947.3 1,571,001	844.4 1,297,747
<b>OTHER OBLIGATIONS</b>			
02 Travel.....	60	60	52
03 Transportation of things.....	300	300	215
04 Communication services.....	4,459	2,181	4,382
05 Rents and utility services.....	30,000	29,545	32,411
06 Printing and binding.....	1,750	1,750	3,135
07 Other contractual services.....	27,673	238,173	113,691
08 Supplies and materials:			
Medical and hospital supplies.....	120,300	70,300	111,264
Fuel.....	109,940	109,940	102,818
Provisions.....	307,590	307,590	258,995
Other supplies and materials.....	93,589	58,589	69,626
09 Equipment.....	74,250	35,900	67,224
Total other obligations.....	769,911	851,328	763,813
Grand total obligations.....	2,815,300	2,422,329	2,061,560
Reimbursements for services performed.....	-60,000	-60,000	-58,761
Transferred to "Operating expenses, adult correctional service, Public Welfare, District of Columbia".....		+9,280	+7,555
Reappropriation of 1945 balance for 1946.....		-180,000	+180,000
Net total obligations.....	2,755,300	2,191,609	2,190,354
Excess of obligations over appropriation due to Public Law 106.....		-339,313	
Excess of obligations over appropriation due to reallocations.....		-35,396	
Estimated savings, unobligated balance.....			13,146
Total estimate or appropriation.....	2,755,300	1,816,900	2,203,500
<b>BY PROJECTS OR FUNCTIONS</b>			
1. Administration.....	\$89,508	\$79,396	\$58,252
2. Dietary service.....	614,859	506,539	399,844
3. Housekeeping service.....	109,840	104,488	181,380
4. Laboratory service.....	37,092	36,988	28,236
5. Laundry service.....	63,025	53,980	45,761
6. Maintenance and utilities.....	493,767	595,438	389,469
7. Nursing education.....	111,090	73,530	42,971
8. Nursing service.....	935,921	547,855	304,238
9. Out-patient relief of the poor.....			23,392
10. Treatment service.....	430,962	304,479	293,970
11. X-ray service.....	29,236	24,996	22,226
12. Overtime pay.....		94,640	271,821
Grand total obligations.....	2,815,300	2,422,329	2,061,560
Adjustments (see objects schedule for detail).....	-60,000	-605,429	+141,940
Total estimate or appropriation.....	2,755,300	1,816,900	2,203,500

Capital Outlay, Gallinger Municipal Hospital, District of Columbia—

[Capital outlay, Gallinger Municipal Hospital: For the construction of a new pediatrics building, \$620,000; a laboratory building, \$190,000; a superintendent's residence, \$15,000; and an incinerator, \$15,000; in all, \$840,000.] (Act of June 30, 1945, Public Law 103; Act of Dec. 28, 1945, Public Law 269.)

Appropriated 1946, \*\$845,000

\* Includes \$5,000 appropriated in the First Deficiency Appropriation Act, 1946.

By objects	Obligations		
	Estimate, 1947	Estimate, 1946	Actual, 1945
10 Lands and structures.....		\$845,000	\$38,250

By projects or functions	Obligations		
	Estimate, 1947	Estimate, 1946	Actual, 1945
1. Pediatrics building.....		\$620,000	\$29,250
2. Laboratory building.....		190,000	9,000
3. Superintendent's residence.....		20,000	
4. Incinerator.....		15,000	
Total estimate or appropriation.....		\$845,000	38,250

Medical Charities, District of Columbia—

Medical charities: For care and treatment of indigent patients under contracts to be made by the Health Officer of the District of Columbia and approved by the Commissioners with institutions, as follows: Children's Hospital, \$60,000; Central Dispensary and Emergency Hospital, \$50,000; Eastern Dispensary and Casualty Hospital, \$50,000; Washington Home for Incurables, \$25,000; in all, \$185,000. (Act of June 30, 1945, Public Law 103.)

Estimate 1947, \$185,000

Appropriated 1946, \$185,000

By objects	Obligations		
	Estimate, 1947	Estimate, 1946	Actual, 1945
11 Grants, subsidies, and contributions:			
Indigent patients, at \$18.50 per week.....	\$25,000	\$25,000	\$25,000
Ward cases, at \$3.50 per day.....	110,000	110,000	95,389
Radiographs, at \$1.50 each.....	6,000	6,000	6,220
Redressings, at \$0.30 each.....	900	900	595
Emergency cases, at \$1 each.....	8,000	8,000	6,385
Ambulance runs, at \$1.25 each.....	10,000	10,000	7,151
Clinic visits, at \$0.75 each.....	25,100	25,100	17,116
Grand total obligations.....	185,000	185,000	156,856
Estimated savings, unobligated balance.....			53,144
Total estimate or appropriation.....	185,000	185,000	210,000
<b>BY PROJECTS OR FUNCTIONS</b>			
1. Children's Hospital.....	\$60,000	\$60,000	\$49,329
2. Central Dispensary and Emergency Hospital.....	50,000	50,000	41,650
3. Eastern Dispensary and Casualty Hospital.....	50,000	50,000	40,877
4. Washington Home for Incurables.....	25,000	25,000	25,000
Grand total obligations.....	185,000	185,000	156,856
Adjustments (see objects schedule for detail).....			+53,144
Total estimate or appropriation.....	185,000	185,000	210,000

Columbia Hospital and Lying-in Asylum, Repairs, District of Columbia—

Columbia Hospital and Lying-in Asylum: For general repairs, including labor and material to be expended under the direction of the Architect of the Capitol, \$8,000. (Act of June 30, 1945, Public Law 103.)

Estimate 1947, \$8,000

Appropriated 1946, \$5,000

By objects	Obligations		
	Estimate, 1947	Estimate, 1946	Actual, 1945
07 Other contractual services.....	\$8,000	\$5,000	\$4,981
Estimated savings, unobligated balance.....			39
Total estimate or appropriation.....	8,000	5,000	6,000

Reimbursement to the United States, Freedmen's Hospital, District of Columbia—

Freedmen's Hospital: For reimbursement to the United States for services rendered to the District of Columbia by Freedmen's Hospital, as specified under the head, "Freedmen's Hospital", in the Federal Security Agency Appropriation Act, [1946, \$406,700] 1947, \$625,000. (Act of June 30, 1945, Public Law 103.)

Estimate 1947, \$625,000

Appropriated 1946, \$406,700

By objects	Obligations		
	Estimate, 1947	Estimate, 1946	Actual, 1945
Paid into "Miscellaneous receipts of the Treasury" for services rendered by Freedmen's Hospital.....	\$625,000	\$406,700	\$426,707
Estimated savings, unobligated balance.....			89,393
Total estimate or appropriation.....	625,000	406,700	516,100

Total, Health Department, District of Columbia:  
Estimate 1947, \$6,989,400      Appropriated 1946, \$5,678,600

Statement of proposed expenditures for purchase, maintenance, repair, and operation of passenger-carrying vehicles for the fiscal year ending June 30, 1947

HEALTH DEPARTMENT

Appropriation	Vehicles (motor unless otherwise indicated) to be purchased		Old vehicles to be exchanged		Net cost of vehicles to be purchased	Old vehicles still to be used	Total maintenance, repair, and operation, all vehicles	Public purpose and users
	Number	Gross cost	Number	Allowance (estimated)				
Oleno Dale Tuberculosis Sanatorium, District of Columbia, salaries and expenses.						3	\$13,600	These 3 busses were allowed in 1945 for the establishment of a bus service to and from Washington, D. C., and in Maryland to enable the institution to hire new employees and retain present employees. Used in transporting patients from building to building on the grounds and in transporting patients to and from the District of Columbia.
Do.....	1	\$2,500			\$2,500		500	
Total.....	1	2,500			2,500	3	14,100	

PUBLIC WELFARE

OFFICE OF THE DIRECTOR

General Administration, Office of Director, Public Welfare, District of Columbia—

For all expenses necessary for the general administration of public welfare in the District of Columbia, including personal services; printing and binding; lawbooks, city directories, books of reference, and periodicals; and contract investigational services; **[\$61,700]** \$116,100. (44 Stat. 208-211; Act of June 30, 1945, Public Law 103.)

Estimate 1947, \* \$116,100                      Appropriated 1946, \$61,700

* Includes \$38,674 previously carried under appropriations as follows:	
"Operating expenses, child care, Public Welfare, District of Columbia".....	\$4,002
"Salaries and expenses, public assistance and children's services, Public Welfare, District of Columbia".....	11,556
"Operating expenses, juvenile correctional service, Public Welfare, District of Columbia".....	2,468
"Operating expenses, adult correctional service, Public Welfare, District of Columbia".....	17,944
"Operating expenses, District Training School, District of Columbia".....	2,704

For comparative purposes the amounts provided for 1945 and 1946 are shown in the schedule as transfers.

By objects	Obligations		
	Estimate, 1947	Estimate, 1946	Actual, 1945
Reimbursements for services performed... Received by transfer from—	-\$5,000		
"Operating expenses, child care, Public Welfare, District of Columbia".....		-\$4,037	-\$4,020
"Salaries and expenses, public assistance and children's services, Public Welfare, District of Columbia".....		-11,348	-11,001
"Operating expenses, juvenile correctional service, Public Welfare, District of Columbia".....		-2,502	-498
"Operating expenses, adult correctional services, Public Welfare, District of Columbia".....		-18,132	-10,680
"Operating expenses, District Training School, District of Columbia".....		-2,704	-2,440
Net total obligations.....	116,100	70,500	52,419
Excess of obligations over appropriation due to Public Law 106.....		-8,800	
Estimated savings, unobligated balance.....			4,263
Total estimate or appropriation.....	116,100	61,700	56,682

FAMILY WELFARE SERVICE

Operating Expenses, Child Care, Public Welfare, District of Columbia—

Operating expenses, child care: For all expenses necessary for placing and visiting children; board and care of all children committed to the guardianship of the Board of Public Welfare by the courts of the District, including white girls committed to the National Training School for Girls, and all children accepted by said Board for care, as authorized by law; temporary care of children pending investigation or while being transferred from place to place, with authority to pay not more than \$6,000 each to institutions under sectarian control, not more than \$3,360 for continuous maintenance of [eight] foster homes for temporary or emergency board and care of nondelinquent children, and not more than \$400 for burial of children dying while beneficiaries under this appropriation; maintenance, under jurisdiction of the Board of Public Welfare, of a suitable place in a building entirely separate and apart from the house of detention for the reception and detention of children under eighteen years of age arrested by the police on charge of offense against any laws in force in the District of Columbia, or committed to the guardianship of the Board, or held as witnesses, or held temporarily, or pending hearing, or otherwise; such expenses to include personal services; books of reference and periodicals; printing and binding; and rental, repair, and upkeep of building; **[\$557,680]** \$772,100: *Provided*, That no part of this appropriation shall be used for the purpose of visiting any ward of the Board of Public Welfare placed outside the District of Columbia and the States of Virginia and Maryland, and a ward placed outside said District and the States of Virginia and Maryland shall be visited not less than once a year by a voluntary agent or correspondent of said Board, and said Board shall have power to discharge from guardianship any child committed to its care. (55 Stat. 882; Act of June 30, 1945, Public Law 103.)

Estimate 1947, \* \$772,100                      Appropriated 1946, \$557,680

* Excludes \$45,972 transferred to appropriations as follows:	
"General administration, office of director, Public Welfare, District of Columbia".....	\$4,002
"Salaries and expenses, public assistance and children's services, Public Welfare, District of Columbia".....	41,970

For comparative purposes the amounts provided for 1945 and 1946 are shown in the schedule as transfers.

By objects	Obligations					
	Estimate, 1947		Estimate, 1946		Actual, 1945	
	Man-years	Total salary	Man-years	Total salary	Man-years	Total salary
<b>PERSONAL SERVICES, DEPARTMENTAL</b>						
Clerical, administrative, and fiscal service:						
Grade 13. Range \$6,230 to \$7,070:						
Business manager.....	1	\$6,440	1	\$6,230		
Grade 11. Range \$4,300 to \$5,180:						
Chief accountant.....	1	4,300				
Grade 9. Range \$3,640 to \$4,300:						
Administrative assistant.....	1	3,860	1	3,750	1	\$3,200
Assistant chief accountant.....	1	3,860	1	3,860	1	3,300
Grade 7. Range \$2,980 to \$3,640:						
Grade 5. Range \$2,320 to \$2,980:	2	4,970	2	4,800	1.9	2,875
Grade 4. Range \$2,100 to \$2,496:	5	10,962	5	10,616	4.7	8,763
Grade 3. Range \$1,902 to \$2,298:	17	32,862	13.9	26,545	7.6	11,557
Grade 2. Range \$1,704 to \$2,100:	3	5,376	3	5,258	3.3	4,696
Professional service:						
Grade 8. Range \$8,750 to \$9,800:						
Director.....	1	9,275	1	9,013	1	8,000
Grade 7. Range \$7,175 to \$8,225:						
Principal assistant director.....	1	7,700	1	7,437	1	6,625
Grade 6. Range \$6,230 to \$7,070:						
Assistant director of public welfare.....	1	7,070	1	6,808	1	6,000
Grade 4. Range \$4,300 to \$5,180:						
Director of research and statistics.....	1	4,740	1	4,483	1	3,800
License officer.....	1	4,740	1	4,520		
Crafts, protective, and custodial service:						
Grade 3. Range \$1,572 to \$1,902:						
Director.....	1	1,770	1	1,704	1	1,380
Total permanent, departmental.....	38	111,345	33.9	98,394	25.5	64,176
Temporary employment, departmental.....	1.5	2,200	2.3	3,200	2.4	5,126
Part-time employment, departmental.....	0.2	1,130	0.2	1,102	0.2	900
Overtime pay, departmental.....				967		7,626
01 Personal services (net).....	39.7	114,675	36.4	103,663	28.1	77,828
<b>OTHER OBLIGATIONS</b>						
02 Travel.....		130		130		71
04 Communication services.....		415		315		251
06 Printing and binding.....		575		180		16
07 Other contractual services.....		4,200		4,367		2,391
08 Supplies and materials.....		691		308		348
09 Equipment.....		414		200		153
Total other obligations.....		6,425		5,560		3,230
Grand total obligations.....		121,100		109,223		\$1,058



**PUBLIC WELFARE—Continued**

**FAMILY WELFARE SERVICE—continued**

**Operating Expenses, Child Care, Public Welfare, District of Columbia—Continued**

By objects	Obligations					
	Estimate, 1947		Estimate, 1946		Actual, 1945	
<b>Child care services</b>						
<b>PERSONAL SERVICES, DEPARTMENTAL</b>						
Clerical, administrative, and fiscal service:						
Grade 4. Range \$2,100 to \$2,496.....	2	\$4,332	2	\$4,314	2	\$3,780
Grade 3. Range \$1,902 to \$2,298.....	9	17,844	6	11,782	5.4	8,748
Grade 2. Range \$1,704 to \$2,100.....	5	8,948	5	8,692	1.7	2,541
Professional service:						
Grade 4. Range \$4,300 to \$5,180:						
Superintendent.....	1	4,300	1	4,300	1	3,800
Grade 3. Range \$3,640 to \$4,300:						
Senior supervisor.....	1	4,080	1	3,966	0.9	2,937
Grade 2. Range \$2,980 to \$3,640.....	7	22,070	5	15,882	4.5	12,144
Grade 1. Range \$2,320 to \$2,980.....	36.8	91,987	26.8	65,316	20.8	42,867
Subprofessional service:						
Grade 8. Range \$2,980 to \$3,640.....	1	3,090	1	3,069	0.8	2,167
Grade 7. Range \$2,650 to \$3,310.....					0.2	383
Grade 5. Range \$2,100 to \$2,496.....	2	4,398	2	4,347	2	3,750
Grade 4. Range \$1,902 to \$2,298.....	2	3,936	2	3,835	0.7	2,268
Crafts, protective, and custodial service:						
Grade 3. Range \$1,572 to \$1,902.....	1	1,902	1	1,884	1	1,545
Total permanent, departmental.....	67.8	166,887	52.8	127,387	41	86,930
Temporary employment, departmental.....			2.7	6,000	3.4	6,927
Overtime pay, departmental.....				1,215		15,127
<b>01 Personal services (net).....</b>	<b>67.8</b>	<b>166,887</b>	<b>55.5</b>	<b>134,602</b>	<b>44.4</b>	<b>108,984</b>
<b>OTHER OBLIGATIONS</b>						
02 Travel.....		5,740		4,740		3,689
04 Communication services.....		1,620		1,520		1,374
06 Printing and binding.....		400		360		213
07 Other contractual services.....		436,766		327,703		300,231
08 Supplies and materials.....		28,067		20,842		19,262
09 Equipment.....		2,200		325		530
Total other obligations.....		474,733		355,490		325,299
Total, child-care services.....		641,620		490,092		434,283
<b>Receiving Home for Children</b>						
<b>PERSONAL SERVICES, DEPARTMENTAL</b>						
Clerical, administrative, and fiscal service:						
Grade 5. Range \$2,320 to \$2,980.....	1	2,430	1	2,320		
Grade 3. Range \$1,902 to \$2,298.....	5	9,708	1.8	3,526	1.5	2,734
Professional service:						
Grade 5. Range \$5,180 to \$6,020:						
Psychiatrist.....	1	5,180				
Grade 3. Range \$3,640 to \$4,300:						
Superintendent.....	1	3,750	1	3,750	1	3,300
Physician.....	1	3,640				
Dentist.....	1	3,640				
Grade 2. Range \$2,980 to \$3,640.....	2	5,960				
Grade 1. Range \$2,320 to \$2,980.....	1	2,320	0.9	1,918		
Subprofessional service:						
Grade 5. Range \$2,100 to \$2,496.....	1	2,100				
Grade 4. Range \$1,902 to \$2,298.....	2	3,804	1	2,034	1	1,710
Crafts, protective, and custodial service:						
Grade 6. Range \$2,106 to \$2,502.....	2	4,232				
Grade 5. Range \$1,968 to \$2,364.....	2	4,134	2	4,068	1	1,740
Grade 4. Range \$1,770 to \$2,166.....	23	41,950	12	22,282	10.4	16,056
Grade 3. Range \$1,572 to \$1,902.....	2	3,144	1	1,572	0.5	768
Grade 2. Range \$1,140 to \$1,770.....	1	1,410				
Total permanent, departmental.....	46	97,532	20.7	41,470	15.4	26,308
Part-time employment, departmental.....	0.3	954	0.3	954	0.3	840
Temporary employment, departmental.....					1.1	1,687
Overtime pay, departmental.....				1,381		5,190
Night-work differential, departmental.....		2,300		1,201		
All personal services, departmental.....	46.3	100,786	21	45,066	16.8	34,025
Deduct quarters and subsistence furnished.....		3,380		2,700		2,162
<b>01 Personal services (net).....</b>	<b>46.3</b>	<b>97,406</b>	<b>21</b>	<b>42,366</b>	<b>16.8</b>	<b>31,863</b>
<b>OTHER OBLIGATIONS</b>						
04 Communication services.....		584		315		287
05 Rents and utility services.....		2,000				
06 Printing and binding.....		150		25		25
07 Other contractual services.....		3,620		2,800		5,031
08 Supplies and materials.....		18,720		10,510		10,334
09 Equipment.....		8,090		500		831
Total other obligations.....		33,074		14,150		16,508
Total, Receiving Home for Children.....		130,480		56,456		48,371
Grand total obligations.....		772,100		546,548		482,654
Transferred to—						
"General Administration, office of director, Public Welfare, District of Columbia".....				+4,037		+4,020

By objects	Obligations		
	Estimate, 1947	Estimate, 1946	Actual, 1945
Receiving Home for Children—Continued			
Transferred to—Continued			
"Public assistance and children's services, Public Welfare, District of Columbia".....		+ \$41,780	+ \$41,100
Net total obligations.....	\$772,100	592,365	527,774
Excess of obligations over appropriation due to Public Law 106.....		-34,685	
Estimated savings, unobligated balance.....			41,226
Total estimate or appropriation.....	772,100	557,680	569,000
<b>BY PROJECTS OR FUNCTIONS</b>			
1. Child care services.....	\$641,620	\$488,877	\$419,156
2. Receiving Home for Children.....	130,480	55,075	43,181
3. Overtime pay.....		2,596	20,317
Grand total obligations.....	772,100	546,548	482,654
Adjustments (see objects schedule for detail).....		+11,132	+86,346
Total estimate or appropriation.....	772,100	557,680	569,000

**Capital Outlay, Child Care, Public Welfare, District of Columbia—**

**[Capital outlay, child care: For the construction of a receiving home and classification center for children in parcel 141/68, \$285,000.] (Act of June 30, 1945, Public Law 103.)**

Appropriated 1946, \$285,000

By objects	Obligations		
	Estimate, 1947	Estimate, 1946	Actual, 1945
10 Lands and structures.....		\$285,000	\$42,000
<b>BY PROJECTS OR FUNCTIONS</b>			
1. Acquisition of site for new receiving home.....			\$30,000
2. Plans and specification for new receiving home.....			12,000
3. Construction of new receiving home.....		\$285,000	
Total estimate or appropriation.....		285,000	42,000

**Salaries and Expenses, Public Assistance and Children's Services, Public Welfare, District of Columbia—**

**[Adult] Public assistance and children's services:** For all expenses necessary for certification of persons eligible for any public benefits which are or may become available as may be approved by the Commissioners, relief and rehabilitation for purposes of employment of indigent residents of the District of Columbia, to be expended under rules and regulations prescribed by the Commissioners; vocational rehabilitation of disabled residents of the District of Columbia in accordance with the provisions of the Act of July 6, 1943 (Public Law 113), aid to dependent children in accordance with the provisions of the Act of June 14, 1944 (Public Law 3-10); assistance against old-age want, as authorized by law; pensions for needy blind persons, as authorized by law; services for children in their own homes; distribution of surplus commodities and relief milk to public and charitable institutions; \$55,500 for all necessary expenses, including personal services without regard to the Classification Act of 1923, as amended, for the carrying out, under regulations to be prescribed by the Commissioners of a "penny milk" program for the school children of the District, including the purchase and distribution of milk under agreement with the United States Department of Agriculture, and for the carrying out of a food-conservation program in the District of Columbia, including [the supervision of "Victory" gardens and] the canning of the products [thereof] of home gardens; maintenance pending transportation, and transportation, of indigent nonresident persons; burial of indigent residents of the District of Columbia; including for all such purposes, personal services; books of reference and periodicals; and printing and binding; [\$1,587,000] \$2,233,500: Provided, That collections from the milk program shall be paid to the collector of taxes, District of Columbia, for deposit in the Treasury of the United States to the credit of the District, and that reimbursement for canning of ["Victory"] home garden products shall be in kind and for the benefit of public-welfare institutions of the District of Columbia: Provided further, That the auditing and disbursing of funds under this appropriation, and the accounting therefor, including all employees engaged in such work and records relating

thereto, shall be under the supervision and control of the Auditor of the District of Columbia. (49 Stat. 744, 747, 758-760; 55 Stat. 882; Act of June 30, 1945, Public Law 103.)

Estimate 1947, \* \$2,233,500 Appropriated 1946, \$1,587,000

\* Includes \$41,970 previously carried under "Operating expenses, child care, Public Welfare, District of Columbia." Excludes \$11,556 transferred to "General administration, office of the director, Public Welfare, District of Columbia." For comparative purposes the amounts provided for 1945 and 1946 are shown in the schedule as transfers.

By objects	Obligations					
	Estimate, 1947		Estimate, 1946		Actual, 1945	
<i>Public assistance and children's services</i>						
<b>PERSONAL SERVICES, DEPARTMENTAL</b>	Man-years	Total salary	Man-years	Total salary	Man-years	Total salary
Clerical, administrative, and fiscal service:						
Grade 6. Range \$2,650 to \$3,310.....	1	\$3,090	1	\$2,980	1	\$2,575
Grade 5. Range \$2,320 to \$2,980.....	2	4,860	2	4,750	2	4,200
Grade 4. Range \$2,100 to \$2,496.....	4	8,796	4	8,532	2.9	5,231
Grade 3. Range \$1,902 to \$2,298.....	15	29,982	13	25,320	13	21,310
Grade 2. Range \$1,704 to \$2,100.....	35	63,666	31	55,266	27	40,609
Professional service:						
Grade 5. Range \$5,180 to \$6,020:						
Superintendent.....	1	5,180	1	5,180	0.5	2,300
Grade 4. Range \$4,300 to \$5,180:						
Assistant superintendent.....					0.5	1,900
Supervisor of procedure and training.....	1	4,300	0.6	2,580		
Grade 3. Range \$3,640 to \$4,300:						
Supervisor of procedure and training.....			0.4	1,500	1	3,275
Senior supervisor.....	2	7,280	1.6	6,350	1	3,500
Grade 2. Range \$2,980 to \$3,640.....	15	46,440	7.4	23,030	7.7	20,966
Grade 1. Range \$2,320 to \$2,980.....	39	90,920	21	48,940	11	22,400
Subprofessional service:						
Grade 7. Range \$2,650 to \$3,310.....			6	16,340	5.3	12,667
Grade 5. Range \$2,100 to \$2,496.....	27	57,624	34	70,950	39.9	72,318
Crafts, protective, and custodial service:						
Grade 5. Range \$1,968 to \$2,364.....	1	2,100	1	2,034	1	1,740
Grade 4. Range \$1,770 to \$2,166.....	1	1,836	1	1,770	1	1,515
Grade 2. Range \$1,440 to \$1,770.....	7	10,806	7	10,410	6.7	8,213
Total permanent, departmental.....	151	336,880	132	285,932	121.5	224,719
Overtime pay, departmental.....				2,387		36,769
Night-work differential, departmental.....		456		449		
01 Personal services (net).....	151	337,336	132	288,768	121.5	261,488
<b>OTHER OBLIGATIONS</b>						
02 Travel.....		4,000		4,000		3,149
04 Communication services.....		6,600		6,150		5,917
05 Rents and utility services.....		2,500		2,500		2,150
06 Printing and binding.....		870		570		799
07 Other contractual services.....		52,024		52,024		46,864
08 Supplies and materials.....		4,000		4,000		2,067
09 Equipment.....		1,200		800		
11 Grants, subsidies, and contributions.....		2,612,950		1,948,795		1,814,569
Total other obligations.....		2,684,144		2,018,839		1,875,545
Total, public assistance and children's services.....		3,021,480		2,307,607		2,137,033
<i>Penny milk and canning</i>						
<b>PERSONAL SERVICES, DEPARTMENTAL</b>						
Unclassified.....	8	15,530	9.6	23,600	8.7	18,320
Total permanent, departmental.....	8	15,530	9.6	23,600	8.7	18,320
Overtime pay and additional compensation.....				197		2,470
01 Personal services (net).....	8	15,530	9.6	23,857	8.7	20,790
<b>OTHER OBLIGATIONS</b>						
02 Travel.....		65		65		240
04 Communication services.....		85		473		350
06 Printing and binding.....		75		125		125
07 Other contractual services.....		1,000		1,150		1,315
08 Supplies and materials.....		38,245		44,030		35,730
09 Equipment.....		500		150		150
Total other obligations.....		39,970		45,993		37,910
Total obligations, penny milk and canning.....		55,500		69,850		68,700
Grand total obligations.....		3,076,980		2,377,457		2,195,733
Reimbursements for services performed:						
Grants.....		-771,480		-659,682		-655,201
Administration.....		-72,000		-63,587		-68,491
Transferred to "General administration, office of director, Public Welfare, District of Columbia".....				+11,348		+11,001
Received by transfer from "Operating expenses, child care, Public Welfare, District of Columbia".....				-41,780		-41,100
Net total obligations.....		2,233,500		1,623,756		1,451,942
Excess of obligations over appropriation due to Public Law 106.....				-36,756		
Estimated savings, unobligated balance.....						14,058
Total estimate or appropriation.....		2,233,500		1,587,000		1,466,000

By projects or functions	Obligations		
	Estimate, 1947	Estimate, 1946	Actual, 1945
1. Public assistance.....	\$3,021,480	\$2,307,220	\$2,100,264
2. Penny milk and canning.....	55,500	69,853	58,700
3. Overtime pay.....		2,584	36,769
Grand total obligations.....	3,076,980	2,374,457	2,195,733
Adjustments (see objects schedule for detail).....	-843,480	-787,457	-729,733
Total estimate or appropriation.....	2,233,500	1,587,000	1,466,000

Salaries and Expenses, Institutions for the Indigent, Public Welfare, District of Columbia—

Operating expenses, institutions for the indigent: For all necessary expenses for the Home for the Aged and Infirm and the Municipal Lodging House, and the Temporary Home for Former Soldiers and Sailors, including personal services; printing and binding; subsistence of interns; repairs and improvements to buildings and grounds; operation and maintenance of passenger automobiles; care and maintenance of women and children under contracts to be made by the Board of Public Welfare and approved by the Commissioners with the Florence Crittenton Home and Saint Ann's Infant Asylum and Maternity Hospital; training and employment of the blind under contracts to be made by the Board of Public Welfare and approved by the Commissioners with the Columbia Polytechnic Institute for the Blind; and for aid and support of the National Library for the Blind; [\$318,500] \$387,100. (44 Stat. 208-211; Act of June 30, 1945, Public Law 105.)

Estimate 1947, \$387,100 Appropriated 1946, \$318,500

By objects	Obligations					
	Estimate, 1947		Estimate, 1946		Actual, 1945	
<i>Home for Aged and Infirm</i>						
<b>PERSONAL SERVICES, DEPARTMENTAL</b>	Man-years	Total salary	Man-years	Total salary	Man-years	Total salary
Clerical, administrative, and fiscal service:						
Grade 11. Range \$4,300 to \$5,180:						
Superintendent.....	1	\$5,180	1	\$5,180	1	\$4,600
Grade 7. Range \$2,980 to \$3,640.....	1	3,200	1	3,200	1	2,700
Grade 4. Range \$2,100 to \$2,496.....	1	2,232	1	2,199	1	1,830
Grade 3. Range \$1,902 to \$2,298.....	3	5,504	3	5,879	2	3,095
Grade 2. Range \$1,704 to \$2,100.....	1	1,770	1	1,747	0.8	1,220
Professional service:						
Grade 4. Range \$4,300 to \$5,180:						
Physician.....	1	4,520	1	4,520	1	3,850
Grade 1. Range \$2,320 to \$2,980.....	2	4,970	2	4,940	1.9	3,803
Subprofessional service:						
Grade 5. Range \$2,100 to \$2,496.....	2	4,398	2	4,368	1.8	3,345
Grade 4. Range \$1,902 to \$2,298.....	5	10,038	4	8,095	3.9	6,290
Grade 2. Range \$1,572 to \$1,968.....	40	68,160	38	64,467	38.2	52,629
Crafts, protective, and custodial service:						
Grade 8. Range \$2,540 to \$3,200.....	1	2,760	1	2,760	1	2,300
Grade 7. Range \$2,364 to \$2,870.....	2	5,014	2	4,990	1	2,205
Grade 6. Range \$2,166 to \$2,562.....	3	6,828	3	6,805	3.2	6,120
Grade 6. Range \$1,968 to \$2,364.....	4	8,400	4	8,377	3.7	6,084
Grade 4. Range \$1,770 to \$2,166.....	8	15,084	8	14,950	6.3	9,735
Grade 3. Range \$1,572 to \$1,902.....	5	8,256	5	8,228	5.6	7,365
Grade 2. Range \$1,440 to \$1,770.....	31	47,412	24.6	37,831	26.3	32,773
Total permanent, departmental.....	111	204,126	101.6	188,536	99.7	149,945
Temporary employment, departmental.....	3	5,000	3	5,000		
Special services (inmate employment).....	2	2,000	2	2,000	2	2,000
Overtime pay, departmental.....				7,450		31,279
Night-work differential, departmental.....				2,874		
All personal services, departmental.....	116	214,000	106.6	205,860	101.7	183,224
Dednet quarters and subsistence furnished.....		16,400		15,600		15,505
01 Personal services (net).....	116	197,600	106.6	190,260	101.7	167,719
<b>OTHER OBLIGATIONS</b>						
04 Communication services.....		550		550		540
06 Printing and binding.....		50		50		41
07 Other contractual services.....		5,000		5,000		11,808
08 Supplies and materials.....		124,398		119,398		116,894
09 Equipment.....		6,850		6,850		5,360
Total other obligations.....		136,848		131,848		134,643
Total, Home for Aged and Infirm.....		334,448		322,108		302,362
<i>Municipal Lodging House</i>						
<b>PERSONAL SERVICES, DEPARTMENTAL</b>						
Crafts, protective, and custodial service:						
Grade 8. Range \$2,540 to \$3,200.....	1	2,760	1	2,650	1	2,200
Grade 4. Range \$1,770 to \$2,166.....	3	5,508	1	1,902	1	1,560
Grade 3. Range \$1,572 to \$1,902.....	1	1,704	1	1,638	1	1,320
Total permanent, departmental.....	5	9,972	3	6,190	3	5,080

**PUBLIC WELFARE—Continued**

**FAMILY WELFARE SERVICE—continued**

**Salaries and Expenses, Institutions for the Indigent, Public Welfare, District of Columbia—Continued**

By objects	Obligations					
	Estimate, 1947		Estimate, 1946		Actual, 1945	
	Man-years	Total salary	Man-years	Total salary	Man-years	Total salary
<i>Municipal Lodging House—Continued</i>						
<b>PERSONAL SERVICES, DEPARTMENTAL—con.</b>						
Overtime pay, departmental.....				\$235		\$921
Night-work differential, departmental.....		\$160		155		
All personal services, departmental.....	5	10,132	3	6,580	3	6,001
Deduct quarters and subsistence furnished.....		700		700		700
01 Personal services (net).....	5	9,432	3	5,880	3	5,301
<b>OTHER OBLIGATIONS</b>						
05 Rents and utility services.....		120		120		120
06 Printing and binding.....		30		30		
07 Other contractual services.....		750		750		727
08 Supplies and materials.....	4	1,110	3	3,307		2,642
09 Equipment.....		158		158		142
Total other obligations.....		5,168		4,365		3,631
Total, Municipal Lodging House.....		14,600		10,245		8,932
<i>Temporary Home for Soldiers and Sailors</i>						
<b>PERSONAL SERVICES, DEPARTMENTAL</b>						
Crafts, protective, and custodial service:						
Grade 8. Range \$2,540 to \$3,200.....	1	2,760	1	2,650	1	2,200
Grade 6. Range \$2,166 to \$2,562.....	1	2,166				1,133
Grade 4. Range \$1,770 to \$2,166.....	1	1,836	1	1,770		
Grade 3. Range \$1,572 to \$1,902.....	3	5,030	3	4,914	3	4,155
Total permanent, departmental.....	6	11,792	5	9,334	4	6,355
Overtime pay, departmental.....				403		1,223
All personal services, departmental.....	6	11,792	5	9,737	4	7,578
Deduct quarters and subsistence furnished.....		1,740		1,440		1,140
01 Personal services (net).....	6	10,052	5	8,297	4	6,438
<b>OTHER OBLIGATIONS</b>						
05 Rents and utility services.....		1,700		1,700		1,130
07 Other contractual services.....		1,350		1,280		1,133
08 Supplies and materials.....		8,450		6,000		6,624
Total other obligations.....		11,500		8,980		8,887
Total, Temporary Home for Soldiers and Sailors.....		21,552		17,277		15,325
<i>Florence Crittenton Home and St. Ann's Infant Asylum</i>						
07 Other contractual services.....		8,000		8,000		4,154
<i>Columbia Polytechnic Institute</i>						
07 Other contractual services.....		3,000		3,000		2,819
<i>National Library for the Blind</i>						
07 Other contractual services.....		7,500		7,500		7,500
Grand total obligations.....		389,100		368,130		341,092
Reimbursements for services performed.....		-2,000		-2,000		-2,000
Net total obligations.....		387,100		366,130		339,092
Excess of obligations over appropriation due to Public Law 106.....				-47,630		
Estimated savings, unobligated balance.....						38,908
Total estimate or appropriation.....		387,100		318,500		378,000
<b>BY PROJECTS OR FUNCTIONS</b>						
1. Home for the Aged and Infirm.....		\$334,448		\$314,658		\$271,083
2. Municipal Lodging House.....		14,600		10,010		8,011
3. Temporary Home for Soldiers and Sailors.....		21,552		16,874		14,102
4. Florence Crittenton Home and St. Ann's Infant Asylum.....		8,000		8,000		4,154
5. Columbia Polytechnic Institute.....		3,000		3,000		2,819
6. National Library for the Blind.....		7,500		7,500		7,500
7. Overtime pay.....				8,088		33,423
Grand total obligations.....		389,100		368,130		341,092
Adjustments (see objects schedule for detail).....		-2,000		-49,630		+36,908
Total estimate or appropriation.....		387,100		318,500		378,000

**Capital Outlay, Institutions for the Indigent, Public Welfare, District of Columbia—**

[Not to exceed \$120,000 of the appropriation of \$170,000 for beginning construction of a new heating plant at the Home for the Aged and Infirm, contained in the First Supplemental Appropriation Act, 1945, is continued available until expended.]

[Capital outlay, institutions for the indigent: For completing construction of a new heating plant at the Home for the Aged and Infirm, including all necessary appurtenances thereto, \$237,500.]

Capital outlay, institutions for the indigent: For the construction of new buildings at the Home for the Aged and Infirm, \$1,200,000. (Act of June 30, 1945, Public Law 103; Act of Dec. 28, 1945, Public Law 269.)

Estimate 1947, \$1,200,000                      Appropriated 1946, \$237,500

By objects	Obligations		
	Estimate, 1947	Estimate, 1946	Actual, 1945
10 Lands and structures.....	\$1,200,000	\$357,500	\$50,000
Reappropriation of 1945 balance for 1946.....		-120,000	+120,000
Total estimate or appropriation.....	1,200,000	237,500	170,000
<b>BY PROJECTS OR FUNCTIONS</b>			
1. Plans and specifications for new buildings, Home for Aged and Infirm.....			\$50,000
2. New heating plant, Home for Aged and Infirm.....		\$357,500	
3. New buildings, Home for Aged and Infirm.....	\$1,200,000		
Grand total obligations.....	1,200,000	357,500	50,000
Adjustments (see objects schedule for detail).....		-120,000	+120,000
Total estimate or appropriation.....	1,200,000	237,500	170,000

**JUVENILE CORRECTIONAL SERVICE**

**Operating Expenses, Juvenile Correctional Service, Public Welfare, District of Columbia—**

Operating expenses: For all expenses necessary for the operation of the Industrial Home School, the Industrial Home School for Colored Children, and the National Training School for Girls, including personal services; subsistence of interns; books of reference and periodicals; printing and binding; repairs and improvements to buildings and grounds; purchase, operation and maintenance of passenger automobile; securing suitable homes for paroled or discharged children; and care and maintenance of boys committed to the National Training School for Boys by the courts of the District of Columbia under a contract to be made by the Board of Public Welfare with the Attorney General at a rate of not to exceed \$2 per day for each boy so committed; [\$385,740] \$500,900: Provided, That no part of this appropriation shall be used for the maintenance of white girls in the National Training Schools for Girls: Provided further, That the salary of the superintendent of the National Training School for Girls shall be at the rate of [\$3,200] \$3,640 per annum. (44 Stat. 208-211; Act of June 30, 1945, Public Law 103.)

Estimate 1947, \$500,900                      Appropriated 1946, \$385,740

\* Excludes \$2,468 transferred to "General administration, office of the director, Public Welfare, District of Columbia." For comparative purposes the amounts provided in 1945 and 1946 are shown in the schedule as transfers.

By objects	Obligations					
	Estimate, 1947		Estimate, 1946		Actual, 1945	
	Man-years	Total salary	Man-years	Total salary	Man-years	Total salary
<i>Industrial Home School</i>						
<b>PERSONAL SERVICES, DEPARTMENTAL</b>						
Clerical, administrative, and fiscal service:						
Grade 9. Range \$3,640 to \$4,300:						
Superintendent.....	1	\$4,080	1	\$3,970	1	\$3,300
Grade 4. Range \$2,100 to \$2,496.....	1	2,166	1	2,100	0.7	1,275
Grade 3. Range \$1,902 to \$2,298.....	1	1,902	0.5	962	0.5	778
Professional service:						
Grade 2. Range \$2,980 to \$3,640.....	1	2,980	0.7	2,235	0.9	2,383
Semi-professional service:						
Grade 6. Range \$2,320 to \$2,980.....	2	4,970	2	4,933	1.7	3,433
Grade 4. Range \$1,902 to \$2,298.....	5	9,840	4.8	9,523	3.9	6,454
Crafts, protective, and custodial service:						
Grade 7. Range \$2,364 to \$2,870.....	1	2,364	1	2,416	0.9	1,785
Grade 6. Range \$2,166 to \$2,562.....	1	2,166	1	2,232	1	1,860
Grade 5. Range \$1,968 to \$2,364.....	8	16,302	4	8,180	3.4	5,955
Grade 4. Range \$1,770 to \$2,166.....	18	32,520	12	21,543	9.1	13,246



**PUBLIC WELFARE—Continued**

**JUVENILE CORRECTIONAL SERVICE—continued**

**Capital Outlay, Juvenile Correctional Service, Public Welfare, District of Columbia—Continued**

By projects or functions	Obligations		
	Estimate, 1947	Estimate, 1946	Actual, 1945
1. Acquisition of land near Laurel, Md., as a site for National Training School for Girls.....		\$100,000	
2. Construction of new buildings at Laurel, Md., to replace Industrial Home School.....	\$600,000	18,000	
3. Repairs and alterations of existing buildings at Laurel, Md., for National Training School for Girls.....	25,000	15,000	
Grand total obligations.....	625,000	133,000	
Adjustments (see objects schedule for detail).....	-25,000	-115,000	+58,000
Total estimate or appropriation.....	600,000	18,000	58,000

**ADULT CORRECTIONAL SERVICE**

**Operating Expenses, Adult Correctional Service, Public Welfare, District of Columbia—**

Operating expenses: For all expenses necessary for the operation of the jail and the workhouse and reformatory, including personal services; subsistence of interns; compensation of consulting physician and dentist at rates to be fixed by the Commissioners; attendance of guards at pistol and rifle matches; uniforms and caps for guards; newspapers, books of reference, and periodicals; rental of motion-picture films; repairs and improvements to buildings and grounds; purchase, exchange, maintenance, operation, and repair of motor busses; support, maintenance, and transportation of prisoners transferred from the District of Columbia; expenses of internment of deceased inmates; discharge gratuities; electrocutions; shipping remains of deceased prisoners to their homes in the United States; identifying, pursuing, recapturing (including rewards therefor), and returning to institutions, escaped inmates and parole and conditional-release violators; and returning released prisoners to their residences, **[\$1,468,000] \$1,901,500.** (44 Stat. 208-211; Act of June 30, 1945, Public Law 103.)

Estimate 1947, \* **\$1,901,500**      Appropriated 1946, **\$1,468,000**

\* Includes \$9,720 previously carried under "Salaries and expenses, Gallinger Municipal and Tuberculosis Hospitals, District of Columbia." Excludes \$17,944 transferred to "General administration, office of the director, Public Welfare, District of Columbia." For comparative purposes the amounts provided for 1945 and 1946 are shown in the schedule as transfers.

By objects	Obligations					
	Estimate, 1947		Estimate, 1946		Actual, 1945	
<b>Workhouse and reformatory</b>						
<b>PERSONAL SERVICES, DEPARTMENTAL</b>	Man-years	Total salary	Man-years	Total salary	Man-years	Total salary
Clerical, administrative, and fiscal service:						
Grade 14. Range \$7,175 to \$8,225: General superintendent.....	1	\$7,438	1	\$7,175	1	\$6,500
Grade 12. Range \$5,180 to \$6,020: Assistant general superintendent.....	1	5,810	1	5,758	1	5,000
Senior administrative officer.....	2	10,990	2	10,727	2	9,250
Grade 11. Range \$4,300 to \$5,180: Superintendent (women's division).....	1	4,740	1	4,740	1	4,000
Grade 8. Range \$3,310 to \$3,970.....	1	3,310	1	3,310		
Grade 7. Range \$2,980 to \$3,640.....	1	3,090	1	3,090	1	2,600
Grade 5. Range \$2,320 to \$2,980.....	3	7,840	3	7,840	3	6,500
Grade 4. Range \$2,100 to \$2,496.....	8.6	18,786	8.6	18,786	7.3	13,880
Grade 3. Range \$1,902 to \$2,298.....	3.7	7,563	3.7	7,451	2.5	4,800
Grade 2. Range \$1,704 to \$2,100.....	4	7,080	3	5,244	2.5	3,720
Professional service:						
Grade 4. Range \$4,300 to \$5,180: Physician.....	1	4,960	1	4,905	1	4,200
Construction engineer.....	1	4,520	1	4,502	1	3,500
Grade 3. Range \$3,640 to \$4,300: Associate medical officer.....	2	7,280	1	3,640		
Chief engineer.....	0.2	728	0.2	728		
Dentist.....	1	3,970	1	3,860	1	3,300
Director of education.....	0.5	1,820	0.5	1,820		
Grade 1. Range \$2,320 to \$2,980.....	0.5	1,160	0.5	1,160		
Subprofessional service:						
Grade 7. Range \$2,650 to \$3,310.....	1.4	4,150	1.4	4,040	1.4	3,495
Grade 6. Range \$2,320 to \$2,980.....	1	2,320	1	2,430	1	2,000
Grade 5. Range \$2,100 to \$2,496.....	1.5	3,150	1.5	3,150	1.1	2,193
Grade 4. Range \$1,902 to \$2,298.....	4.5	8,757	3	6,042	2.5	4,257
Crafts, protective, and custodial service:						
Grade 10. Range \$2,980 to \$3,640.....	3	10,040	3	9,985	4	11,325
Grade 9. Range \$2,650 to \$3,310.....	6	19,200	6	18,705	4.7	12,240
Grade 8. Range \$2,540 to \$3,200.....	21.5	60,986	21.5	60,788	20.4	48,510
Grade 7. Range \$2,364 to \$2,870.....	27.2	66,928	24.3	59,720	19.3	40,498
Grade 6. Range \$2,166 to \$2,662.....	25.7	67,876	23.7	54,212	21.8	41,931

By objects	Obligations					
	Estimate, 1947		Estimate, 1946		Actual, 1945	
<b>Workhouse and reformatory—Continued</b>						
<b>PERSONAL SERVICES, DEPARTMENTAL—CON.</b>	Man-years	Total salary	Man-years	Total salary	Man-years	Total salary
Crafts, protective, and custodial service—Continued						
Grade 5. Range \$1,968 to \$2,364.....	205.2	\$435,424	184.2	\$386,176	180.9	\$312,695
Grade 3. Range \$1,572 to \$1,902.....	2	3,276	2	3,210	1.1	1,512
Total permanent, departmental.....	331.5	773,191	302.1	703,194	282.5	547,706
Temporary employment, departmental.....	1	2,100	1	2,100	2	3,600
Overtime pay, departmental.....				39,425		107,674
Night-work differential, departmental.....		22,000		20,726		
All personal services, departmental. Deduct quarters and subsistence furnished.....	332.5	797,291	303.1	765,445	284.5	658,980
		36,465		34,113		31,014
01 Personal services (net).....	332.5	760,826	303.1	731,332	284.5	627,966
<b>OTHER OBLIGATIONS</b>						
03 Transportation of things.....						412
04 Communication services.....		5,450		5,450		4,849
05 Rents and utility services.....		26,775		26,775		28,275
07 Other contractual services.....		30,600		30,600		28,692
08 Supplies and materials.....		439,750		391,421		384,066
09 Equipment.....		26,640		13,230		16,338
11 Grants, subsidies, and contributions.....		3,000		2,000		1,574
Total other obligations.....		532,215		469,476		464,196
Total, workhouse and reformatory.....	1,293,041		1,200,808			1,092,162
<b>Jail</b>						
<b>PERSONAL SERVICES, DEPARTMENTAL</b>						
Clerical, administrative, and fiscal service:						
Grade 12. Range \$5,180 to \$6,020: Administrative officer.....	1	5,810	1	5,653	1	4,950
Grade 9. Range \$3,640 to \$4,300: Chief clerk and deputy superintendent.....	1	3,860	1	3,778	1	3,225
Grade 6. Range \$2,650 to \$3,310.....	1	2,870	1	2,788	1	2,325
Grade 5. Range \$2,320 to \$2,980.....	2	4,750	1	2,403	0.9	1,811
Grade 3. Range \$1,902 to \$2,298.....	3	5,838	4	7,674	0.4	834
Grade 2. Range \$1,704 to \$2,100.....	2	3,870	2	3,870	1.9	2,965
Professional service:						
Grade 3. Range \$3,640 to \$4,300: Dentist.....	0.5	1,820	0.5	1,820		
Medical officer.....	1	3,970	1	3,943	1	3,375
Grade 2. Range \$2,980 to \$3,640.....	1	3,090	1	2,980	1	2,600
Grade 1. Range \$2,320 to \$2,980.....	1	2,430	1	2,420	1	2,000
Subprofessional service:						
Grade 5. Range \$2,100 to \$2,496.....	3	6,630	3	6,300		
Grade 4. Range \$1,902 to \$2,298.....	1	2,232	1	2,210	3.9	6,299
Crafts, protective, and custodial service:						
Grade 8. Range \$2,540 to \$3,200.....	2	5,520	2	5,465	2	4,550
Grade 7. Range \$2,364 to \$2,870.....	3	7,422	3	7,422	3	6,240
Grade 6. Range \$2,166 to \$2,662.....	7	15,822	6	13,656	6	11,400
Grade 5. Range \$1,968 to \$2,364.....	77	158,900	63	130,664	56	97,836
Total permanent, departmental.....	106.5	234,834	91.5	203,046	80.1	150,410
Overtime pay, departmental.....				12,349		29,080
Night-work differential, departmental.....		5,450		4,550		
All personal services, departmental. Deduct quarters and subsistence furnished.....	106.5	240,284	91.5	219,945	80.1	173,490
		1,480		600		600
01 Personal services (net).....	106.5	238,804	91.5	219,345	80.1	178,890
<b>OTHER OBLIGATIONS</b>						
04 Communication services.....		2,050		2,000		2,019
05 Rents and utility services.....		20,500		20,500		19,829
06 Printing and binding.....		700		400		175
07 Other contractual services.....		8,706		4,000		1,782
08 Supplies and materials.....		81,099		72,745		62,127
09 Equipment.....		6,000		4,700		4,398
Total other obligations.....		119,655		104,345		90,330
Total, jail.....		358,459		323,690		269,220
<b>Support of convicts</b>						
07 Other contractual services.....		250,000		150,000		200,000
Grand total obligations.....	1,901,500		1,674,498		1,561,382	
Transferred to "General administration, office of the director, Public Welfare, District of Columbia".....			+18,132		+10,680	
Received by transfer from "Salaries and expenses, Gallinger Municipal and Tuberculosis Hospitals, District of Columbia".....			-9,280		-7,555	
Net total obligations.....	1,901,500		1,683,350		1,564,507	
Excess of obligations over appropriation due to Public Law 106.....			-215,350			
Estimated savings, unobligated balance.....					69,493	
Total estimate or appropriation.....	1,901,500		1,468,000		1,634,000	
<b>BY PROJECTS OR FUNCTIONS</b>						
1. Workhouse and reformatory.....	\$1,293,041		\$1,161,383		\$984,488	
2. Jail.....	358,459		311,341		240,140	

By projects or functions	Obligations		
	Estimate, 1947	Estimate, 1946	Actual, 1945
3. Support of convicts.....	\$250,000	\$150,000	\$200,000
4. Overtime pay.....		51,774	136,754
Grand total obligations.....	1,901,500	1,674,498	1,591,382
Adjustments (see objects schedule for detail).....		-296,498	+72,618
Total estimate or appropriation.....	1,901,500	1,468,000	1,634,000

**Working Capital Fund, Workhouse and Reformatory, Public Welfare, District of Columbia—**

Working capital fund: To provide a working capital fund for such industrial enterprises at the workhouse and reformatory as may be approved by the Commissioners, \$50,000: *Provided*, That the various departments and institutions of the District of Columbia and the Federal Government may purchase, at fair market prices, as determined by the Commissioners, products and services of said industrial enterprises, and orders for such products and services shall be considered as obligations upon appropriations in the same manner as orders for contracts placed with private contractors: *Provided further*, That receipts from the sale of products and services shall be deposited to the credit of said working capital fund, and said fund, including all receipts credited thereto, shall be used as a permanent revolving fund [for the fiscal year 1946] for all necessary expenses of such enterprises, including personal services; [the purchase and repair of machinery, tools, and equipment; purchase of raw materials and manufacturing supplies;] and [for] the payment to inmates or their dependents of such pecuniary earnings as the Commissioners may deem proper: *Provided further*, That as soon as practicable after the close of each fiscal year the Commissioners shall transfer all accumulated profits arising from the year's operations under said fund to the general revenues of the District of Columbia for such fiscal year. (Act of June 30, 1945, Public Law 103.)

Estimate 1947, \$50,000

Appropriated 1946, \$50,000

By objects	Obligations					
	Estimate, 1947		Estimate, 1946		Actual, 1945	
	Man-years	Total salary	Man-years	Total salary	Man-years	Total salary
<b>PERSONAL SERVICES, DEPARTMENTAL</b>						
Clerical, administrative, and fiscal service:						
Grade 10. Range \$3,970 to \$4,630:						
Superintendent of industries.....	1	\$4,630	1	\$4,630	1	\$4,100
Grade 8. Range \$3,310 to \$3,970.....	3	11,112	2	7,582	2	6,575
Grade 7. Range \$2,980 to \$3,640.....	1	3,255	1	3,145	1	2,650
Grade 5. Range \$2,320 to \$2,980.....			1	2,540	1	2,100
Grade 4. Range \$2,100 to \$2,496.....	1	2,100	0.7	1,400		
Grade 3. Range \$1,902 to \$2,298.....	3	6,300	3	6,102	3	5,453
Grade 2. Range \$1,704 to \$2,100.....	1	1,704	0.9	1,551		
Professional service:						
Grade 3. Range \$3,640 to \$4,300:						
Superintendent of industrial classification.....	1	4,135	1	4,025	1	3,450
Grade 1. Range \$2,320 to \$2,980.....	1	2,622	1	2,512	1	2,075
Subprofessional service:						
Grade 5. Range \$2,100 to \$2,496.....	1	2,100	0.9	1,911	0.8	1,575
Crafts, protective, and custodial service:						
Grade 10. Range \$2,980 to \$3,640.....	4	12,766	3	9,456	3	7,895
Grade 9. Range \$2,650 to \$3,310.....	2	5,500				
Grade 8. Range \$2,540 to \$3,200.....	9	25,121	8.7	24,241	8	18,016
Grade 7. Range \$2,364 to \$2,870.....	6	14,822	4	9,819	4	7,985
Grade 6. Range \$2,166 to \$2,562.....	5	11,262	3	6,762	3	5,640
Grade 5. Range \$1,968 to \$2,364.....	3	6,432	3	6,234	3	5,150
Grade 4. Range \$1,770 to \$2,166.....	1	1,924	1	1,858	1	1,510
Total permanent, departmental.....	43	115,585	35.2	93,768	32.8	74,214
Temporary employment, departmental.....			1	2,829	1	2,496
Overtime pay, departmental.....				2,800		10,882
Night-work differential, departmental.....		670				
Wage payments to inmates.....		35,000		35,000		29,364
All personal services, departmental.....	43	151,255	36.2	135,067	33.8	116,956
Deduct subsistence and quarters furnished.....		3,560		3,240		3,048
01 Personal services (net).....	43	147,695	36.2	131,827	33.8	113,908
<b>OTHER OBLIGATIONS</b>						
03 Transportation of things.....		55		250		
04 Communication services.....		100		125		67
05 Rents and utility services.....		21,000		23,000		19,293
07 Other contractual services.....		17,800		12,000		7,835
08 Supplies and materials.....		214,850		160,598		130,728
09 Equipment.....		18,500		32,200		65,535
Total other obligations.....		272,305		228,173		223,458
Grand total obligations.....		420,000		360,000		337,366
Paid into "General fund".....		50,000		50,000		75,634
Net total obligations.....		470,000		410,000		414,000
Receipts from sales of products.....		-420,000		-360,000		-364,000
Total estimate or appropriation.....		50,000		50,000		50,000

**For construction of security buildings for women—**

By objects	Obligations		
	Estimate, 1947	Estimate, 1946	Actual, 1945
01 Personal services (net).....		8.4	\$15,388
<b>OTHER OBLIGATIONS</b>			
08 Supplies and materials.....			27,902
09 Equipment.....			14,744
Total other obligations.....			42,646
Grand total obligations.....			58,034
Prior year balance available in 1945.....			-\$58,034
1945 balance available in 1946.....			+58,034
Total estimate or appropriation.....			

**For the remodeling, etc., of steam tunnels—**

By objects	Obligations					
	Estimate, 1947		Estimate, 1946		Actual, 1945	
	Man-years	Total salary	Man-years	Total salary	Man-years	Total salary
01 Personal services (net).....			3.1	\$5,634		
<b>OTHER OBLIGATIONS</b>						
08 Supplies and materials.....				8,625		\$613
09 Equipment.....				595		
Total other obligations.....				9,220		613
Grand total obligations.....				14,854		613
Prior year balance available in 1945.....						-15,467
1945 balance available in 1946.....				-14,854		+14,854
Total estimate or appropriation.....						

**For enlarging kitchen and mess halls—**

By objects	Obligations		
	Estimate, 1947	Estimate, 1946	Actual, 1945
<b>OTHER OBLIGATIONS</b>			
08 Supplies and materials.....		\$2,087	\$2,653
09 Equipment.....		425	
Grand total obligations.....		2,512	2,653
Prior year balance available in 1945.....			-5,165
1945 balance available in 1946.....		-2,512	+2,512
Total estimate or appropriation.....			

**For construction of residences for employees—**

By objects	Obligations					
	Estimate, 1947		Estimate, 1946		Actual, 1945	
	Man-years	Total salary	Man-years	Total salary	Man-years	Total salary
01 Personal services (net).....			1	\$1,850		
<b>OTHER OBLIGATIONS</b>						
08 Supplies and materials.....				4,516		
09 Equipment.....				39		
Total other obligations.....				4,555		
Grand total obligations.....				6,405		
Prior year balance available in 1945.....						-\$6,405
1945 balance available in 1946.....				-6,405		+6,405
Total estimate or appropriation.....						

**For construction of new water main—**

By objects	Obligations		
	Estimate, 1947	Estimate, 1946	Actual, 1945
07 Other contractual services.....		\$24,981	\$2,298
Prior year balance available in 1945.....			-27,279
1945 balance available in 1946.....		-24,981	+24,981
Total estimate or appropriation.....			



**PUBLIC WELFARE—Continued**

**ADULT CORRECTIONAL SERVICE—continued**

**Working Capital Fund, Workhouse and Reformatory, Public Welfare, District of Columbia—Continued**  
For replacement of guard towers at reformatory—

By objects	Obligations		
	Estimate, 1947	Estimate, 1946	Actual, 1945
08 Supplies and materials		\$541	
09 Equipment		46	
Grand total obligations		587	
Prior year balance available in 1945			-\$587
1945 balance available in 1946		-587	+587
Total estimate or appropriation			

For construction of a road—

By objects	Obligations		
	Estimate, 1947	Estimate, 1946	Actual, 1945
08 Supplies and materials		\$406	
Prior year balance available in 1945			-\$406
1945 balance available in 1946		-406	+406
Total estimate or appropriation			

For remodeling commissary building—

By objects	Obligations		
	Estimate, 1947	Estimate, 1946	Actual, 1945
01 Personal services (net)		0.4 \$825	
<b>OTHER OBLIGATIONS</b>			
08 Supplies and materials		1,153	
09 Equipment		200	
Total other obligations		1,353	
Grand total obligations		2,178	
Prior year balance available in 1945			-\$2,178
1945 balance available in 1946		-2,178	+2,178
Total estimate or appropriation			

For construction of motor vehicle shed—

By objects	Obligations		
	Estimate, 1947	Estimate, 1946	Actual, 1945
01 Personal services (net)		0.1 \$36	
<b>OTHER OBLIGATIONS</b>			
08 Supplies and materials		253	
09 Equipment		208	
Total other obligations		461	
Grand total obligations		497	
Prior year balance available in 1945			-\$497
1945 balance available in 1946		-497	+497
Total estimate or appropriation			

For continuing construction of buildings and enclosing walls, etc.—

By objects	Obligations		
	Estimate, 1947	Estimate, 1946	Actual, 1945
01 Personal services (net)		0.3 \$663	
<b>OTHER OBLIGATIONS</b>			
08 Supplies and materials		17,527	\$122
09 Equipment		623	
Total other obligations		18,150	122
Grand total obligations		18,813	122
Prior year balance available in 1945			18,935
1945 balance available in 1946		-18,813	+18,813
Total estimate or appropriation			

For construction of an infirmary, etc.—

By objects	Obligations		
	Estimate, 1947	Estimate, 1946	Actual, 1945
08 Supplies and materials		\$1,209	\$126
09 Equipment		259	
Total other obligations		1,468	126
Grand total obligations		1,468	126
Prior year balance available in 1945			-1,594
1945 balance available in 1946		-1,468	+1,468
Total estimate or appropriation			

**MENTAL REHABILITATION SERVICE**

**Operating Expenses, District Training School, District of Columbia—**

Operating expenses, District Training School: For all expenses necessary for the operation of the District Training School, including personal services; books of reference and periodicals; printing and binding; purchase, exchange, operation, and maintenance of passenger automobiles; compensation of consulting physicians at rates to be fixed by the Commissioners; subsistence of interns; and repairs and improvements to buildings and grounds, **[\$390,000] \$581,600.** (44 Stat. 208-211; Act of June 30, 1945, Public Law 103.)

Estimate 1947, ° **\$581,600** Appropriated 1946, **\$390,000**

° Excludes \$2,704 transferred to "General administration, office of the director, Public Welfare, District of Columbia." For comparative purposes the amounts provided for 1945 and 1946 are shown in the schedule as transfers.

By objects	Obligations		
	Estimate, 1947	Estimate, 1946	Actual, 1945
<b>PERSONAL SERVICES, DEPARTMENTAL</b>			
Clerical, administrative, and fiscal service:			
Grade 5. Range \$2,320 to \$2,980	2 \$4,970	2 \$4,750	2 \$3,873
Grade 2. Range \$1,704 to \$2,100	8 14,348	5 8,916	4.7 6,925
Professional service:			
Grade 6. Range \$6,230 to \$7,070:			
Senior medical officer, superintendent.	1 6,860	1 6,650	1 6,000
Grade 4. Range \$4,300 to \$5,180:			
Associate medical officer, assistant superintendent	1 4,520	1 4,300	1 3,800
Grade 3. Range \$3,640 to \$4,300:			
Dentist	1 3,750	1 3,640	0.5 1,769
Medical officer	1 3,640	1 3,640	
Grade 2. Range \$2,980 to \$3,640	3 9,160	2 6,070	1 2,675
Grade 1. Range \$2,320 to \$2,980:			
Parole officer	4 9,610	2 4,750	1.8 3,258
Subprofessional service:			
Grade 6. Range \$2,320 to \$2,980	1 2,650	1 2,540	1 2,083
Grade 5. Range \$2,100 to \$2,496	2 4,398	2 4,266	1.8 3,193
Grade 4. Range \$1,902 to \$2,298	16 32,016	15 29,586	7.7 14,005
Grade 3. Range \$1,704 to \$2,100	3 5,244	2 3,474	1.5 1,514
Grade 2. Range \$1,572 to \$1,968	1 1,572	1 1,572	0.5 627
Crafts, protective, and custodial service:			
Grade 8. Range \$2,540 to \$3,200	1 2,870	1 2,760	1 2,300
Grade 7. Range \$2,364 to \$2,870	3 7,422	3 7,260	2 4,185
Grade 6. Range \$2,166 to \$2,562	7 16,040	5 11,358	5 9,480
Grade 5. Range \$1,968 to \$2,364	9 19,098	9 18,636	7 12,280
Grade 4. Range \$1,770 to \$2,166	27 51,882	25 46,824	22.5 34,814
Grade 3. Range \$1,572 to \$1,902	27 45,744	22 36,696	16.5 24,980
Grade 2. Range \$1,440 to \$1,770	97 145,098	54.5 81,126	38.1 46,508
Unclassified:			
Consulting physicians	0.1 500	0.1 500	0.1 330
Total permanent, departmental	215.1 391,392	155.6 289,344	116.7 184,599
Temporary employment, departmental	1 1,500	1 1,500	1 1,497
Overtime pay, departmental		10,850	41,127
Night-work differential departmental	10,600	8,621	
Total, personal services, departmental	216.1 403,492	156.6 310,315	117.7 227,223
Deduct quarters and subsistence furnished	49,150	39,000	28,879
01 Personal services (net)	216.1 354,342	156.6 271,315	117.7 198,344
<b>OTHER OBLIGATIONS</b>			
02 Travel	968	528	549
03 Transportation of things	150	150	46
04 Communication services	1,757	1,500	1,315
05 Rents and utility services	12,095	11,500	10,500
06 Printing and binding	150	75	90
07 Other contractual services	16,000	8,000	16,160
08 Supplies and materials	174,588	148,383	129,213
09 Equipment	21,550	10,825	7,440
Total other obligations	227,258	180,961	165,313
Grand total obligations	581,600	452,276	363,657
Transferred to "General administration, office of director, Public Welfare, District of Columbia"			
		+2,704	+2,440
Net total obligations	581,600	454,980	366,097
Excess of obligations over appropriation due to Public Law 106			
		-64,980	
Estimated savings, unobligated balance			
			53,903
Total estimate or appropriation	581,600	390,000	420,000



**Capital Outlay, District Training School, District of Columbia—**

【Capital outlay, District Training School: For the construction of a third floor and a permanent roof to the hospital and administration building, \$70,000.】

Capital outlay, District Training School: For the construction and equipment of dormitories, laundry building, employes' housing and school house, \$956,000; and for the improvement of roads, \$50,000; in all, \$1,006,000. (Act of Dec. 28, 1945, Public Law 269.)

Estimate 1947, \$1,006,000                      Appropriated 1946, \$70,000

By objects	Obligations		
	Estimate, 1947	Estimate, 1946	Actual, 1945
07 Other contractual services.....	\$50,000		
10 Lands and structures.....	956,000	\$95,021	\$112,183
Grand total obligations.....	1,006,000	95,021	112,183
Prior year balance available in 1945.....			-111,204
1945 balance available in 1946.....		-25,021	+25,021
Total estimate or appropriation.....	1,006,000	70,000	26,000
<b>BY PROJECTS OR FUNCTIONS</b>			
1. 2 units for defective delinquent boys.....	\$268,000		
2. 2 units for defective delinquent girls.....	268,000		
3. Laundry.....	140,000		
4. Employees' residence.....	210,000		
5. Staff housing.....	70,000		
6. Improvement of roads.....	50,000		
7. Improvement to water system.....		\$15,204	
8. Continuation of construction of dormitory buildings.....		9,817	\$100,183
9. Preparations of plans and specifications for 2 detention dormitories.....			12,000
10. Third floor for hospital and administration building.....		70,000	
Grand total obligations.....	1,006,000	95,021	112,183
Adjustments (see objects schedule for detail).....		-25,021	-86,183
Total estimate or appropriation.....	1,006,000	70,000	26,000

**Support of Indigent Insane of District of Columbia in Saint Elizabeths Hospital—**

Saint Elizabeths Hospital: For support of indigent insane of the District of Columbia in Saint Elizabeths Hospital, as provided by law, 【\$2,956,500】 \$3,778,000. (Act of June 30, 1945, Public Law 103.)

Estimate 1947, \$3,778,000                      Appropriated 1946, \$2,956,500

07 Other contractual services: Obligations—1947, \$3,778,000; 1946, \$2,956,500; 1945, \$3,293,450.

**Deportation of Nonresident Insane, District of Columbia—**

Deportation of nonresident insane: For all necessary expenses for deportation of nonresident insane persons, as provided by law, including persons held in the psychopathic ward of the Gallinger Municipal Hospital, including personal services; books of reference; and printing and binding; 【\$41,200】 \$45,000. (53 Stat. 1293; Act of June 30, 1945, Public Law 103.)

Estimate 1947, \$45,000                      Appropriated 1946, \$41,200

By objects	Obligations					
	Estimate, 1947		Estimate, 1946		Actual, 1945	
	Man-years	Total salary	Man-years	Total salary	Man-years	Total salary
<b>PERSONAL SERVICES, DEPARTMENTAL</b>						
Clerical, administrative, and fiscal service.....						
Grade 3. Range \$1,902 to \$2,298.....	1	\$1,968	1	\$1,902	1	\$1,665
Grade 2. Range \$1,704 to \$2,100.....	1	1,770	1	1,704	1	1,448
Subprofessional service.....						
Grade 7. Range \$2,650 to \$3,310.....	1	2,980	1	2,870	1	2,400
Grade 6. Range \$2,320 to \$2,980.....	3	7,574	3	7,241	1 8	3,658
Grade 5. Range \$2,100 to \$2,496.....	1	2,217	1	2,100	1 2	2,220
Total permanent, departmental.....	7	16,509	7	15,820	6	11,391
Overtime pay, departmental.....				532		1,850
01 Personal services (net).....	7	16,509	7	16,352	6	13,250
<b>OTHER OBLIGATIONS</b>						
02 Travel.....		27,955		27,274		21,757
04 Communication services.....		246		246		261
06 Printing and binding.....		40		40		40
07 Other contractual services.....		55		55		
08 Supplies and materials.....		115		115		160
09 Equipment.....		80		50		
Total other obligations.....		28,491		27,780		22,218
Grand total obligations.....		45,000		44,132		35,468
Excess of obligations over appropriation due to Public Law 106.....				-2,932		
Estimated savings, unobligated balance.....						13,828
Total estimate or appropriation.....		45,000		41,200		49,296

The disbursing officer of the District of Columbia is authorized to advance to the Director of Public Welfare, upon requisitions previously approved by the Auditor of the District and upon such security as the Commissioners may require of said Director, sums of money to be used for placing and visiting children; returning escaped prisoners, conditional releases, and parolees; and deportation of nonresident insane persons; the total of such advancements not to exceed \$2,000 at any one time. (Act of June 30, 1945, Public Law 103.)

Total, Public Welfare, District of Columbia:  
Estimate 1947, \$13,171,800                      Appropriated 1946, \$8,426,820

*Statement of proposed expenditures for purchase, maintenance, repair, and operation of passenger-carrying vehicles for the fiscal year ending June 30, 1947*

PUBLIC WELFARE

Appropriation	Vehicles (motor unless otherwise indicated) to be purchased		Old vehicles to be exchanged		Net cost of vehicles to be purchased	Old vehicles still to be used	Total maintenance, repair, and operation, all vehicles	Public purpose and users
	Number	Gross cost	Number	Allowance (estimated)				
Salaries and expenses, institutions for indigent, Public Welfare, District of Columbia.....						1	\$150	Used principally as ambulance for transportation of incoming residents of the Home for the Aged and Infirm and transfer of persons to clinics and hospitals.
Operating expenses, juvenile correctional service, Public Welfare, District of Columbia.....	1	\$900			900		\$200	For use in making trips from the Industrial Home School to clinics, courts, hospitals, etc.
Do.....	1	1,200			1,200		400	Used by designated staff members for the transportation of girls to and from the National Training School for Girls to the District of Columbia; for the transaction of any other business of the institution authorized by the superintendent.
Operating expenses, District Training School, District of Columbia.....	1	1,500			1,500		260	Used by certain employees of District Training School for the purpose of use about grounds, recovery of inmates who have absconded, transporting inmates to Gallinger Hospital, eye clinics, etc.
Do.....	1	2,700	1	\$200	2,500		400	Bus, to be used by employees of institution for the purpose of transporting certain other employes as far as Laurel, Md., when their tour of duty is over, to make train or bus connections, transporting visitors to the institution on Sundays and holidays, and picking up mail en route; also to go to court to pick up inmates who have been committed and to do various other errands.
Total.....	4	6,300	1	200	6,100	1	1,410	



By objects	Obligations		
	Estimate, 1947	Estimate, 1946	Actual, 1945
<b>OTHER OBLIGATIONS—continued</b>			
07 Other contractual services.....	\$16,840	\$6,240	\$11,393
08 Supplies and materials.....	37,122	37,122	49,305
Total other obligations.....	149,745	139,145	160,919
Grand total obligations.....	554,497	539,634	564,453
Reimbursements for services performed Received by transfer from "Reimbursement of other appropriations from highway fund, District of Columbia".....	-8,797	-8,797	-8,540
Net total obligations.....	545,700	530,837	498,043
Excess of obligations over appropriation due to Public Law 106.....		-73,137	
Estimated savings, unobligated balance.....			441
Total estimate or appropriation.....	545,700	457,700	498,484

**Capital Outlay, Office of Superintendent of District Buildings, Public Works, District of Columbia—**

By objects	Obligations		
	Estimate, 1947	Estimate, 1946	Actual, 1945
09 Equipment.....			\$153,800
Estimated savings, unobligated balance.....			18,400
Total estimate or appropriation.....			172,200

**Salaries and Expenses, Surveyor's Office, Public Works, District of Columbia—**

Surveyor's office: For all expenses necessary for the surveyor's office, including personal services, books of reference and periodicals, and printing and binding, **[\$80,700]** \$108,900. (Act of June 30, 1945, Public Law 103.)

Estimate 1947, **\$108,900** Appropriated 1946, **\$80,700**

By objects	Obligations					
	Estimate, 1947		Estimate, 1946		Actual, 1945	
<b>PERSONAL SERVICES, DEPARTMENTAL</b>						
Professional service:	Man-years	Total salary	Man-years	Total salary	Man-years	Total salary
Grade 6. Range \$6,230 to \$7,070: Surveyor.....	1	\$6,650	1	\$6,650	1	\$5,900
Grade 4. Range \$4,300 to \$5,180: Assistant surveyor.....	1	4,960	1	4,960	1	4,050
Grade 3. Range \$3,640 to \$4,300: Assistant engineer.....	1	4,080	1	4,080	1	3,475
Grade 2. Range \$2,980 to \$3,640.....	8	27,250	7	24,270	7	20,800
Clerical, administrative, and fiscal service: Grade 7. Range \$2,980 to \$3,640.....	1	3,069	1	3,090	0.2	520
Subprofessional service:						
Grade 6. Range \$2,320 to \$2,980.....	4	10,160	3	7,840	2.1	4,605
Grade 5. Range \$2,100 to \$2,496.....	8	17,790	8	17,790	5.6	10,191
Grade 4. Range \$1,902 to \$2,298.....	9	17,576	7	13,776	3.6	6,354
Grade 3. Range \$1,704 to \$2,100.....	3	5,112	2	3,408	0.5	720
Grade 2. Range \$1,572 to \$1,968.....	6	9,432	3	4,716	1.6	2,112
Total permanent, departmental.....	42	106,100	34	90,580	23.6	58,727
Overtime pay, departmental.....				2,500		8,150
01 Personal services (net).....	42	106,100	34	93,080	23.6	66,877
<b>OTHER OBLIGATIONS</b>						
04 Communication services.....		80		80		80
06 Printing and binding.....		1,000		1,000		418
08 Supplies and materials.....		1,300		1,300		1,221
09 Equipment.....		420		400		503
Total other obligations.....		2,800		2,780		2,222
Grand total obligations.....		108,900		95,860		69,099
Excess of obligations over appropriation due to Public Law 106.....				-15,160		
Estimated savings, unobligated balance.....						6,041
Total estimate or appropriation.....		108,900		80,700		75,140

**Salaries and Expenses, Department of Inspections, Public Works, District of Columbia—**

Department of Inspections: For all expenses necessary for the Department of Inspections, including the enforcement of the Act requiring the erection of fire escapes on certain buildings (48 Stat. 843) and the removal of dangerous or unsafe and insanitary buildings (34 Stat. 157; 49 Stat. 105); such expenses to include two members of the plumbing board at \$150 per annum each; two members of

the board of examiners, steam engineers, at \$300 per annum each (the inspector of boilers to serve without additional compensation); \$6 per diem to each member of board of survey, other than the inspector of buildings, while actually employed in surveys of such dangerous and unsafe buildings; and other personal services; [allowances for privately owned automobiles used for the performance of official duties (not to exceed \$264 per annum for each automobile);] books of reference and periodicals; and printing and binding; **[\$346,900]** \$408,500. (Act of June 30, 1945, Public Law 103.)

Estimate 1947, **\$408,500** Appropriated 1946, **\$346,900**

By objects	Obligations					
	Estimate, 1947		Estimate, 1946		Actual, 1945	
<b>PERSONAL SERVICES, DEPARTMENTAL</b>						
Professional service:	Man-years	Total salary	Man-years	Total salary	Man-years	Total salary
Grade 7. Range \$7,175 to \$8,225: Director of inspection.....	1	\$7,438	1	\$7,352	1	\$6,500
Grade 6. Range \$6,230 to \$7,070: Deputy director of inspection.....	1	7,070	1	7,070	1	6,400
Grade 5. Range \$5,180 to \$6,020: Chief engineer.....	1	5,390	1	5,390	1	4,600
Chief of inspection.....	1	5,810	1	5,633	1	4,950
Chief engineer, smoke and boiler division.....	1	5,810	1	5,746	1	5,000
Grade 4. Range \$4,300 to \$5,180: Chief plumbing inspector.....	1	4,740	1	4,553	1	3,950
Grade 3. Range \$3,640 to \$4,300: Chief building inspector.....	1	3,860	1	3,860	1	3,300
Chief electrical inspector.....	1	4,080	1	4,048	1	3,210
Plan examiner.....	8	31,100	8	30,878	7.8	26,200
Boiler inspector.....	1	3,860	1	3,860	1	3,300
Grade 2. Range \$2,980 to \$3,640.....	8	26,480	8	26,300	8	22,391
Clerical, administrative, and fiscal service:						
Grade 8. Range \$3,310 to \$3,970.....	1	3,420	1	3,420	1	2,900
Grade 6. Range \$2,650 to \$3,310.....	1	2,870	1	2,870	1	2,400
Grade 5. Range \$2,320 to \$2,980.....	1	2,540	1	2,540	1	2,100
Grade 4. Range \$2,100 to \$2,496.....	5	11,622	5	11,507	5	9,630
Grade 3. Range \$1,902 to \$2,298.....	13	25,978	10	20,054	8.9	15,100
Grade 2. Range \$1,704 to \$2,100.....	10	17,700	10	17,583	10	14,886
Subprofessional service:						
Grade 8. Range \$2,980 to \$3,640.....	3	9,600	3	9,568	3	8,075
Grade 7. Range \$2,650 to \$3,310.....	28	82,560	28	81,739	25.9	64,342
Grade 6. Range \$2,320 to \$2,980.....	44	114,070	43.6	112,818	36.3	77,414
Crafts, protective, and custodial service: Grade 3. Range \$1,572 to \$1,902.....	1	1,902	1	1,882	1	1,545
Total permanent, departmental.....	132	377,900	128.6	368,691	117.9	288,193
Part-time employment, departmental.....	0.4	900	0.4	900	0.4	900
Overtime pay, departmental.....				12,350		40,137
01 Personal services (net).....	132.4	378,800	129	381,941	118.3	329,230
<b>OTHER OBLIGATIONS</b>						
02 Travel.....		12,000		12,000		10,925
04 Communication services.....		1,200		1,200		1,112
06 Printing and binding.....		4,000		5,800		1,966
07 Other contractual services.....		1,000		1,000		958
08 Supplies and materials.....		1,500		1,000		1,000
10 Lands and structures.....		10,000		10,000		
Total other obligations.....		29,700		31,000		15,961
Grand total obligations.....		408,500		412,941		345,191
Excess of obligations over appropriation, due to Public Law 106.....				-66,041		
Estimated savings, unobligated balance.....						10,409
Total estimate or appropriation.....		408,500		346,900		355,600

**Operating Expenses, Electrical Division, Public Works, District of Columbia—**

Operating expenses, Electrical Division: For all expenses necessary for the operation and maintenance of the District's communication systems, including personal services, [allowances for privately owned automobiles used for the performance of official duties (not to exceed \$264 per annum for each automobile);] and printing and binding; rental, purchase, installation, and maintenance of telephone, telegraph, and radio services; and street lighting, including the purchase, installation, and maintenance of public lamps, lamp posts, street designations, lanterns, and fixtures of all kinds on streets, avenues, roads, alleys, and public spaces, part cost and maintenance of airport and airway lights necessary for operation of the air mail to be expended in accordance with the provisions of sections 7 and 8 of the District of Columbia Appropriation Act for the fiscal year 1912 (36 Stat. 1008), and with the provisions of the District of Columbia Appropriation Act for the fiscal year 1913 (37 Stat. 181), and other laws applicable thereto; **[\$1,130,000]** \$1,264,500: Provided, That this appropriation shall not be available for the payment of rates for electric street lighting in excess of those authorized to be paid in the fiscal year 1927, and payment for electric current for new forms of street lighting shall not exceed 2 cents per kilowatt-hour for current consumed. (Act of June 30, 1945, Public Law 103.)

Estimate 1947, **\$1,264,500** Appropriated 1946, **\$1,130,000**

**PUBLIC WORKS—Continued**

**Operating Expenses, Electrical Division, Public Works, District of Columbia—Continued**

By objects	Obligations					
	Estimate, 1947		Estimate, 1946		Actual, 1945	
	Man-years	Total salary	Man-years	Total salary	Man-years	Total salary
<b>PERSONAL SERVICES, DEPARTMENTAL</b>						
Professional service:						
Grade 5. Range \$5,180 to \$6,020:						
Electrical engineer.....	1	\$5,810	1	\$5,810	1	\$5,000
Chief of emergency communications.....	1	6,020	1	6,020	1	4,950
Grade 3. Range \$3,640 to \$4,300:						
Superintendent of street lighting.....	1	3,970	1	3,860	1	3,350
Clerical, administrative, and fiscal service:						
Grade 6. Range \$2,650 to \$3,310.....	2	5,900	2	5,850	2	4,950
Grade 5. Range \$2,320 to \$2,980.....	5	12,810	4	10,050	3.8	8,035
Grade 4. Range \$2,100 to \$2,496.....	8	17,592	6	12,996	4.8	9,170
Grade 3. Range \$1,902 to \$2,298.....	13	25,518	11	21,516	9.9	16,407
Grade 2. Range \$1,704 to \$2,100.....	24	43,140	18	32,322	16.3	24,255
Subprofessional service:						
Grade 8. Range \$2,980 to \$3,640:						
Assistant superintendent of fire alarms.....	1	3,420	1	3,310	1	2,875
Grade 7. Range \$2,650 to \$3,310.....	2	5,410	1	2,650	0.9	2,109
Grade 6. Range \$2,320 to \$2,980.....	5	13,360	5	13,030	4.3	9,074
Grade 4. Range \$1,902 to \$2,298.....	4	8,004	3	6,102	2.1	3,450
Crafts, protective, and custodial service:						
Grade 8. Range \$2,540 to \$3,200.....	2	5,520	2	5,520	2	4,599
Grade 7. Range \$2,364 to \$2,870.....	1	2,496	1	2,496	1	2,100
Grade 6. Range \$2,166 to \$2,562.....	7	15,624	4	9,060	4	7,576
Grade 3. Range \$1,572 to \$1,902.....	1	1,836	1	1,836	1	1,500
Total permanent, departmental.....	78	176,490	62	142,428	56.1	109,430
Per diem employment, departmental.....		91,613		82,500		78,839
Overtime pay, departmental.....				29,304		20,825
Night-work differential, departmental.....		2,363		2,363		
01 Personal services (net).....	78	270,466	62	256,595	56.1	209,094
<b>OTHER OBLIGATIONS</b>						
02 Travel.....		1,157		1,157		1,037
04 Communication services.....		67,910		67,910		62,733
05 Rents and utility services.....		849,700		806,200		758,599
06 Printing and binding.....		975		975		915
07 Other contractual services.....		3,435		3,435		5,435
08 Supplies and materials.....		16,550		11,523		4,050
09 Equipment.....		56,335		36,328		15,834
Total other obligations.....		996,062		927,528		848,603
Grand total obligations.....		1,266,528		1,184,123		1,057,697
Received by transfer from "Reimbursement of other appropriations from highway fund, District of Columbia".....		-2,028		-2,028		-2,028
Net total obligations.....		1,264,500		1,182,095		1,055,669
Excess of obligations over appropriation due to Public Law 106.....				-52,095		
Estimated savings, unobligated balance.....						42,902
Total estimate or appropriation.....		1,264,500		1,130,000		1,098,571

**Capital Outlay, Electrical Division, Public Works, District of Columbia—**

Capital outlay, Electrical Division: For all expenses necessary for placing underground, relocating, and extending the telephone, police-patrol, and fire-alarm systems, **[\$70,000] \$137,000.** (Act of June 30, 1945, Public Law 103.)

Estimate 1947, **\$137,000**                      Appropriated 1946, **\$70,000**

By objects	Obligations		
	Estimate, 1947	Estimate, 1946	Actual, 1945
08 Supplies and materials.....	\$200	\$200	\$200
09 Equipment.....	136,800	69,800	34,677
Grand total obligations.....	137,000	70,000	34,877
Estimated savings, unobligated balance.....			563
Total estimate or appropriation.....	137,000	70,000	35,440

**Salaries and Expenses, Central Garage, Public Works, District of Columbia—**

Central garage: For all expenses necessary for the purchase, exchange, operation, and maintenance of passenger-carrying motor vehicles, work cars, field wagons, ambulances, and busses owned by the District of Columbia, including three chauffeurs for the Executive Office at **[\$1,800] \$2,100** per annum each and other personal services, and printing and binding, **[\$84,900] \$109,000** (Act of June 30, 1945, Public Law 103.)

Estimate 1947, **\$109,000**                      Appropriated 1946, **\$84,900**

By objects	Obligations					
	Estimate, 1947		Estimate, 1946		Actual, 1945	
	Man-years	Total salary	Man-years	Total salary	Man-years	Total salary
<b>PERSONAL SERVICES, DEPARTMENTAL</b>						
Clerical, administrative, and fiscal service:						
Grade 8. Range \$3,310 to \$4,970.....	1	\$3,860	1	\$3,805	1	\$3,250
Grade 5. Range \$2,320 to \$2,980.....	1	2,540	1	2,430	1	2,000
Crafts, protective, and custodial service:						
Grade 3. Range \$1,572 to \$1,902.....	2	3,342	2	3,243	2	2,640
Unclassified.....	3	6,300	3	6,300	3	5,400
Total permanent, departmental.....	7	16,042	7	15,778	7	13,290
Per diem employment, departmental.....	21	47,241	21	46,528	21	45,983
Overtime pay, departmental.....				552		2,114
01 Personal services (net).....	28	63,283	28	62,858	28	61,387
<b>OTHER OBLIGATIONS</b>						
06 Printing and binding.....		150		150		81
08 Supplies and materials.....		44,492		43,432		42,845
09 Equipment.....		42,075		22,260		7,648
Total other obligations.....		86,717		65,842		50,574
Grand total obligations.....		150,000		128,700		111,961
Reimbursements for services performed.....		-41,000		-41,000		-41,079
Net total obligations.....		109,000		87,700		70,882
Excess of obligations over appropriation due to Public Law 106.....				-2,800		
Estimated savings, unobligated balance.....						501
Total estimate or appropriation.....		109,000		84,900		71,383

All motor-propelled passenger-carrying vehicles owned by the District of Columbia shall be used exclusively for "official purposes" directly pertaining to the public service of said District, and shall be under the direction and control of the Commissioners, who may from time to time alter or change the assignment for use thereof or direct the joint or interchangeable use of any of the same by officials and employees of the District, except as otherwise provided in this Act; and "official purposes" shall not include the transportation of officers and employees between their domiciles and places of employment, except as to the Commissioners of the District of Columbia and in cases of officers and employees the character of whose duties makes such transportation necessary, and then only as to such latter cases when the same is approved by the Commissioners. No motor vehicles shall be transferred from the police or fire departments to any other branch of the government of the District of Columbia. (Act of June 30, 1945, Public Law 103.)

**Operating Expenses, Street and Bridge Divisions, Highway Fund, District of Columbia—**

Operating expenses, Street and Bridge Divisions (payable from highway fund): For all operating expenses of the Street and Bridge Divisions, including operation, minor construction, maintenance, and repair of bridges; repairs to streets, avenues, roads, sidewalks, and alleys; reconditioning existing gravel streets and roads; and cleaning snow and ice from streets, sidewalks, cross walks, and gutters, in the discretion of the Commissioners; such expenses to include personal services; [allowances for privately owned automobiles used for the performance of official duties (not to exceed \$264 per annum for each automobile);] books of reference and periodicals; printing and binding; and purchase, exchange, operation, and maintenance of passenger-carrying motor vehicles, surveying instruments, implements, and equipment used in this work; **[\$1,500,000] \$1,530,000**, of which amount \$45,000 shall be exclusively for snow removal purposes. (Act of June 30, 1945, Public Law 103.)

Estimate 1947, **\$1,530,000**                      Appropriated 1946, **\$1,500,000**

By objects	Obligations					
	Estimate, 1947		Estimate, 1946		Actual, 1945	
	Man-years	Total salary	Man-years	Total salary	Man-years	Total salary
<b>PERSONAL SERVICES, DEPARTMENTAL</b>						
Clerical, administrative, and fiscal service:						
Grade 9. Range \$3,640 to \$4,300:						
Administrative assistant.....	1	\$3,750	1	\$3,716	0.7	\$2,267
Grade 8. Range \$3,310 to \$3,970.....						
Head engineer.....						0.3 879
Grade 6. Range \$2,650 to \$3,310.....	1	2,760	1	2,688	0.3	766
Grade 5. Range \$2,320 to \$2,980.....	2	4,750	2	4,750	0.3	641
Grade 4. Range \$2,100 to \$2,496.....	3	6,432	3	6,388	2.4	4,410
Grade 3. Range \$1,902 to \$2,298.....	3	6,234	4	8,506	3.7	6,652
Grade 2. Range \$1,704 to \$2,100.....	3	5,376	4	7,064	2.1	3,225
Professional service:						
Grade 8. Range \$8,750 to \$9,800:						
Head engineer.....	1	9,275	1	9,073	1	8,187
Grade 6. Range \$6,230 to \$7,070:						
Principal engineer.....	2	13,090	2	12,928	1.8	9,998
Grade 5. Range \$5,180 to \$6,020:						
Senior engineer.....	4	22,400	4	22,182	4	19,350
Grade 4. Range \$4,300 to \$5,180:						
Engineer.....	3	14,220	3	14,161	3.2	13,050

removal when ordered by the Commissioners in writing: *Provided further*, That the Commissioners are hereby authorized to purchase a municipal asphalt plant at a cost not to exceed \$30,000; *Provided further*, That in connection with the highway planning survey, involving surveys, plans, engineering, and economic investigations of projects for future construction in the District of Columbia, as provided for under section 10 of the Federal Aid Highway Act of 1938, and in connection with the construction of Federal-aid highway projects under section 1 (b) of said Act, and highway structure projects financed wholly from the highway fund, this appropriation shall be available for the employment of engineering or other professional services by contract or otherwise, and without regard to section 3709 of the Revised Statutes and the civil-service and classification laws, and for engineering and incidental expenses; *Provided further*, That this appropriation shall be available for the construction and repair of pavements of street railways in accordance with the provisions of the Merger Act (47 Stat. 752), and the proportion of the amount thus expended which under the terms of the said Act is required to be paid by the street-railway company shall be collected, upon the neglect or the refusal of such street-railway company to make such payment, from the said street-railway company in the manner provided by section 5 of the Act of June 11, 1878, and shall be deposited to the credit of the appropriation for the fiscal year in which it is collected; *Provided further*, That assessments in accordance with existing law shall be made for paving and repaving roadways, alleys, and sidewalks where such roadways, alleys, and sidewalks are paved or repaved with funds herein appropriated; *Provided further*, That in connection with projects to be undertaken as Federal-aid projects under the provisions of the Federal Aid Highway Act of December 20, 1944, the Commissioners are authorized to enter into contract or contracts for those projects in such amounts as shall be approved by the Public Roads Administration, Federal Works Agency; *Provided further*, That this appropriation may be used for payment to contractors and for other expenses in connection with the expense of design, construction, and inspection of grade-crossing elimination and other construction projects authorized under section 8 of the Act of June 16, 1936 (49 Stat. 1521), and section 1 (b) of the Federal Aid Highway Act of 1938, pending reimbursement to the District of Columbia by the Public Roads Administration, Federal Works Agency, reimbursement to be credited to fund from which payment was made; *Provided further*, That the Commissioners are authorized to fix or alter the respective widths of sidewalks and roadways (including tree spaces and parking) of all highways that may be improved under appropriations contained in this Act; *Provided further*, That no appropriation in this Act shall be available for repairing, resurfacing, or paving any street, avenue, or roadway by private contract unless the specifications for such work shall be so prepared as to permit of fair and open competition in paving materials as well as in price; *Provided further*, That in addition to the provision of existing law requiring contractors to keep new pavements in repair for a period of one year from the date of the completion of the work, the Commissioners shall further require that where repairs are necessary during the four years following the said one-year period, due to inferior work or defective materials, such repairs shall be made at the expense of the contractor, and the bond furnished by the contractor shall be liable for such expense; *Provided further*, That no appropriation in this Act shall be used for the operation of a testing laboratory of the Highway Department for making tests of materials in connection with any activity of the District government. (Act of June 30, 1945, Public Law 103.)

Estimate 1947, \$3,815,000      Appropriated 1946, \$2,600,000

By objects	Obligations					
	Estimate, 1947		Estimate, 1946		Actual, 1945	
	Man-years	Total salary	Man-years	Total salary	Man-years	Total salary
<b>PERSONAL SERVICES, DEPARTMENTAL</b>						
Unclassified.....	75	\$201,808	38	\$103,928	30.6	\$75,177
Per diem employment, departmental.....	30	75,000	25	65,000	9	17,696
<b>01 Personal services (net).....</b>	<b>105</b>	<b>276,808</b>	<b>63</b>	<b>168,928</b>	<b>39.6</b>	<b>92,873</b>
<b>OTHER OBLIGATIONS</b>						
<b>07 Other contractual services.....</b>	<b>3,000</b>	<b>2,000</b>	<b>2,000</b>	<b>380</b>		
<b>10 Lands and structures.....</b>	<b>4,935,192</b>	<b>6,166,311</b>	<b>6,166,311</b>	<b>938,531</b>		
<b>Total other obligations.....</b>	<b>4,938,192</b>	<b>6,168,311</b>	<b>6,168,311</b>	<b>938,911</b>		
<b>Grand total obligations.....</b>	<b>5,215,000</b>	<b>6,337,239</b>	<b>6,337,239</b>	<b>1,031,784</b>		
Reimbursements for services performed.....	-1,400,000	-1,643,782	-1,643,782	-122,218		
Reappropriation of prior year balance for 1945.....				-1,141,000		
Prior year balance available in 1945.....				-37,023		
1945 balance available in 1946.....			-2,093,457	+2,093,457		
<b>Total estimate or appropriation.....</b>	<b>3,815,000</b>	<b>2,600,000</b>	<b>2,600,000</b>	<b>1,825,000</b>		

By objects	Obligations					
	Estimate, 1947		Estimate, 1946		Actual, 1945	
	Man-years	Total salary	Man-years	Total salary	Man-years	Total salary
<b>PERSONAL SERVICES, DEPARTMENTAL—COD.</b>						
<b>Professional service—Continued</b>						
Grade 3. Range \$3,640 to \$4,300:						
Associate engineer.....	10	\$39,370	10	\$38,998	9	\$30,616
Grade 2. Range \$2,980 to \$3,640.....	9	28,580	9	28,194	6	16,487
Grade 1. Range \$2,320 to \$2,980.....	2	4,860	2	4,860	2	4,000
<b>Subprofessional service:</b>						
Grade 8. Range \$2,980 to \$3,640.....	1	3,530	1	3,500	2	2,792
Grade 7. Range \$2,650 to \$3,310.....	5	16,110	5	16,021	5	13,750
Grade 6. Range \$2,320 to \$2,980.....	11	28,050	11	27,872	7.6	16,466
Grade 5. Range \$2,100 to \$2,496.....	6	13,326	6	13,260	4.9	9,152
Grade 4. Range \$1,902 to \$2,298.....	10	19,020	10	19,020	1	1,769
Grade 3. Range \$1,704 to \$2,100.....	4	6,948	4	6,922	1.7	2,400
<b>Crafts, protective, and custodial service:</b>						
Grade 8. Range \$2,540 to \$3,200.....	1	2,760	1	2,760	1	2,300
Grade 7. Range \$2,364 to \$2,870.....	11	26,928	11	26,862	8.3	17,514
Grade 6. Range \$2,166 to \$2,562.....	8	18,054	7	15,650	7.2	13,699
Grade 5. Range \$1,968 to \$2,364.....	1	1,968	1	1,968	1.1	1,851
Grade 4. Range \$1,770 to \$2,166.....	12	22,164	11	20,144	10.9	16,985
Grade 3. Range \$1,572 to \$1,902.....	3	4,782	3	4,782	1	1,320
Total permanent, departmental.....	117	324,737	117	322,299	87.5	220,526
Per diem employment, departmental.....	275	494,486	275	494,485	250	449,209
Overtime pay, departmental.....				9,000		29,741
Night-work differential, departmental.....		2,000		1,500		
<b>01 Personal services (net).....</b>	<b>392</b>	<b>821,223</b>	<b>392</b>	<b>827,285</b>	<b>337.5</b>	<b>699,476</b>
<b>OTHER OBLIGATIONS</b>						
<b>02 Travel.....</b>		264		264		249
<b>03 Transportation of things.....</b>		100		100		229
<b>04 Communication services.....</b>		550		550		388
<b>05 Rents and utility services.....</b>		5,000		5,000		4,891
<b>06 Printing and binding.....</b>		3,000		3,000		3,410
<b>07 Other contractual services.....</b>		534,863		540,000		539,580
<b>08 Supplies and materials.....</b>		190,000		190,000		183,079
<b>09 Equipment.....</b>		25,000		25,000		10,090
<b>Total other obligations.....</b>		<b>758,777</b>		<b>763,914</b>		<b>741,916</b>
<b>Grand total obligations.....</b>		<b>1,580,000</b>		<b>1,591,199</b>		<b>1,441,392</b>
Reimbursements for services performed.....		-50,000		-35,000		-42,466
<b>Net total obligations.....</b>		<b>1,530,000</b>		<b>1,556,199</b>		<b>1,398,926</b>
Excess of obligations over appropriation due to Public Law 106.....				-56,199		
Estimated savings, unobligated balance.....						149,874
<b>Total estimate or appropriation.....</b>		<b>1,530,000</b>		<b>1,500,000</b>		<b>1,548,800</b>
<b>BY PROJECTS OR FUNCTIONS</b>						
<b>1. Administration.....</b>		\$326,737		\$323,799		\$220,526
<b>2. Maintenance of streets and bridges.....</b>		1,208,263		1,213,400		1,160,560
<b>3. Snow cleaning.....</b>		45,000		45,000		30,565
<b>4. Overtime pay.....</b>				9,000		29,741
<b>Grand total obligations.....</b>		<b>1,580,000</b>		<b>1,591,199</b>		<b>1,441,392</b>
Adjustments (see objects schedule for detail).....		-50,000		-91,199		+107,408
<b>Total estimate or appropriation.....</b>		<b>1,530,000</b>		<b>1,500,000</b>		<b>1,548,800</b>

**Capital Outlay, Street and Bridge Divisions, Highway Fund, District of Columbia—**

Capital outlay, Street and Bridge Divisions (payable from highway fund): For personal services and all expenses necessary for the grading, surfacing, paving, repaving, widening, altering, and otherwise improving streets, avenues, roads, and alleys, including curbing and gutters, directional and pedestrian islands at various intersections to permit of proper traffic-light control and channelization of traffic, drainage structures, culverts, suitable connections to stormwater sewer system, retaining walls, replacement and relocation of sewers, water mains, fire hydrants, traffic lights, street lights, fire-alarm boxes, police-patrol boxes, and curb-line trees, when necessary, Federal-aid highway projects under section 1 (b) of the Federal Aid Highway Act of 1938, and highway structure projects financed wholly from the highway fund upon the approval of plans for such structures by the Commissioners; for carrying out the provisions of existing laws which authorize the Commissioners to open, extend, straighten, or widen streets, avenues, roads, or highways, in accordance with the plan of the permanent system of highways for the District of Columbia, and alleys and minor streets, and for the establishment of building lines in the District of Columbia, including the procurement of chains of title; and for assessment and permit work, paving of roadways under the permit system, and construction of sidewalks and curbs around public reservations and municipal and United States buildings, including purchase or condemnation of streets, roads, and alleys, and of areas less than two hundred and fifty square feet at the intersection of streets, avenues, or roads in the District of Columbia, to be selected by the Commissioners, [\$2,600,000] \$5,815,000, to remain available until June 30, [1947] 1948; *Provided*, That appropriations contained in this Act for highways, sewers, city refuse, and the Water Division shall be available for snow re-



**PUBLIC WORKS—Continued**

**Capital Outlay, Street and Bridge Divisions, Highway Fund, District of Columbia—Continued**

By projects or functions	Obligations		
	Estimate, 1947	Estimate, 1946	Actual, 1945
1. Federal-aid projects	\$2,800,000	\$3,387,564	\$2,145,99
2. Paving, repaving, and surfacing	200,000	119,663	70,337
3. Grading	75,000	85,424	64,576
4. Curbs, gutters, and shoulders	75,000	89,024	60,976
5. Resurfacing, etc.	300,000	204,861	145,139
6. Changes in drainage structures	100,000	154,295	45,703
7. Channelization of traffic	50,000	70,907	29,093
8. Improving unpaved streets	100,000	200,000	210,000
9. Condemnation	75,000	145,009	4,991
10. Assessment and permit work	150,000	187,900	112,010
11. Bridge over Anacostia River	1,200,000	1,692,000	7,500
Grand total obligations	5,215,000	6,337,239	1,031,784
Adjustments (see objects schedule for detail)	-1,400,000	-3,737,239	+793,216
Total estimate or appropriation	3,815,000	2,600,000	1,825,000

**Salaries and Expenses, Department of Vehicles and Traffic, Highway Fund, District of Columbia—**

Department of Vehicles and Traffic (payable from highway fund): For all expenses necessary for the Department of Vehicles and Traffic, including personal services; purchase, installation, modification, operation, and maintenance of electric traffic lights, signals, controls, markers, and directional signs; printing and binding; purchase of motor-vehicle identification number plates; *installation*, operation and maintenance of parking meters on the streets of the District of Columbia; **[\$20,000]** *\$30,000* for traffic safety education without reference to any other law; **[\$444,000]** *\$630,000*: *Provided*, That no part of this or any other appropriation contained in this Act shall be expended for building, installing, and maintaining streetcar loading platforms and lights of any description employed to distinguish same, except that a permanent type of platform may be constructed from appropriations contained in this Act for street improvements when plans and locations thereof are approved by the Public Utilities Commission and the Director of Vehicles and Traffic: *Provided further*, That the street-railway company shall after construction maintain, mark, and light the same at its expense: *Provided further*, That fees from parking meters shall be deposited to the credit of the highway fund: *Provided further*, That the Commissioners are authorized and directed to designate, reserve, and properly mark appropriate and sufficient parking spaces on the streets adjacent to all public buildings in the District for the use of Members of Congress engaged on public business: *Provided further*, That the incumbent on July 1, 1944, of the authorized position of Registrar of Titles and Tags, whose duties shall be as prescribed in the District of Columbia Appropriation Act, 1945, shall hereafter be continued for compensation purposes in grade 9 of the clerical, administrative, and fiscal service under the Classification Act of 1923, as amended. (Act of June 30, 1945, Public Law 103.)

Estimate 1947, **\$630,000**

Appropriated 1946, **\$444,000**

By objects	Obligations					
	Estimate, 1947		Estimate, 1946		Actual, 1945	
	Man-years	Total salary	Man-years	Total salary	Man-years	Total salary
<b>PERSONAL SERVICES, DEPARTMENTAL</b>						
Clerical, administrative, and fiscal service:						
Grade 11. Range \$4,300 to \$5,150:						
Administrative assistant	1	\$4,795	1	\$4,795	1	\$4,150
Grade 9. Range \$3,640 to \$4,300:						
Registrar of titles and tags	1	3,860	1	3,750	1	3,200
Grade 8. Range \$3,310 to \$3,970	1	3,640	1	3,530	1	3,000
Grade 7. Range \$2,980 to \$3,640	1	3,200	1	3,090	1	2,600
Grade 6. Range \$2,650 to \$3,310	2	5,520	2	5,200	1	2,300
Grade 5. Range \$2,320 to \$2,980	4	10,270	4	9,830	3.9	8,033
Grade 4. Range \$2,100 to \$2,496	7	15,729	5	10,980	5.1	9,270
Grade 3. Range \$1,902 to \$2,298	12	25,277	9	18,880	8.6	14,843
Grade 2. Range \$1,704 to \$2,100	26	47,026	17	32,380	11.1	15,951
Grade 1. Range \$1,506 to \$1,902	1	1,670	1	1,590	0.3	520
Professional service:						
Grade 7. Range \$7,175 to \$8,225:						
Director	1	8,225	1	8,225	1	8,225
Grade 6. Range \$6,230 to \$7,070:						
Deputy director	1	6,230	1	6,230		
Grade 5. Range \$5,180 to \$6,020:						
Assistant director	1	5,968	1	5,968	1	5,200
Grade 4. Range \$4,300 to \$5,180:						
Traffic engineer	1	4,337	1	4,337	0.9	3,482
Operations engineer	1	4,300				
Grade 3. Range \$3,640 to \$4,300:						
Supervising inspector	1	3,805	1	3,695	0.5	1,600
Associate planning engineer	1	3,640			0.1	275
Grade 2. Range \$2,980 to \$3,640	3	9,380	1	3,310	1	2,700
Grade 1. Range \$2,320 to \$2,980	2	4,860	1	2,540		2,100

By objects	Obligations					
	Estimate, 1947		Estimate, 1946		Actual, 1945	
	Man-years	Total salary	Man-years	Total salary	Man-years	Total salary
<b>PERSONAL SERVICES, DEPARTMENTAL—CON.</b>						
Subprofessional service:						
Grade 8. Range \$2,980 to \$3,640	2	\$6,290	2	\$6,070	1.5	\$4,000
Grade 7. Range \$2,650 to \$3,310	2	5,630	2	5,410	1	2,300
Grade 6. Range \$2,320 to \$2,980	38	89,920	34	80,640	14	28,050
Grade 5. Range \$2,100 to \$2,496	10	22,100	4	9,280	1	1,890
Grade 4. Range \$1,902 to \$2,298	3	5,706			13	21,676
Crafts, protective, and custodial service:						
Grade 3. Range \$1,572 to \$19,02	2	3,612	2	3,392	1.6	2,345
Unclassified	2	4,024	2	4,024	1.1	1,679
Total permanent, departmental	127	309,014	94	234,676	72.7	149,389
Temporary employment, departmental	10	13,700	5.5	8,700	4.2	7,437
Per diem employment, departmental	48	70,990	45	64,040	33	54,003
Overtime pay, departmental				6,588		22,041
01 Personal services (net)	185	393,704	144.5	314,004	109.9	232,870
<b>OTHER OBLIGATIONS</b>						
04 Communication services		14,200		14,200		13,141
05 Rents and utility services		46,500		38,000		38,006
06 Printing and binding		13,815		8,000		11,647
07 Other contractual services		38,391		26,585		13,157
08 Supplies and materials		68,750		46,345		60,499
09 Equipment		54,640		37,370		1,424
Total other obligations		236,296		170,500		137,874
Grand total obligations		630,000		484,504		370,744
Excess of obligations over appropriation due to Public Law 106				-40,504		
Estimated savings, unobligated balances						35,056
Total estimate or appropriation		630,000		444,000		405,800
<b>BY PROJECTS OR FUNCTIONS</b>						
1. Administration		\$226,456		\$165,620		\$140,074
2. Traffic lights		111,900		77,900		60,867
3. Sign shop		87,840		66,210		65,481
4. Inspection		140,214		118,112		69,397
5. Parking meters		33,590		29,095		142
6. Traffic safety education		30,000		20,979		12,742
7. Overtime pay				6,588		22,041
Grand total obligations		630,000		484,504		370,744
Adjustments (see objects schedule for detail)				-40,504		+35,056
Total estimate or appropriation		630,000		444,000		405,800

**Salaries and Expenses, Division of Trees and Parking, Highway Fund, District of Columbia—**

Division of Trees and Parking (payable from highway fund): For all necessary expenses for the Division of Trees and Parking including personal services; books of reference and periodicals; and printing and binding, **[\$142,600]** *\$162,900*. (Act of June 30, 1945, Public Law 103.)

Estimate 1947, **\$162,900**

Appropriated 1946, **\$142,600**

By objects	Obligations					
	Estimate, 1947		Estimate, 1946		Actual, 1945	
	Man-years	Total salary	Man-years	Total salary	Man-years	Total salary
<b>PERSONAL SERVICES, DEPARTMENTAL</b>						
Professional service:						
Grade 5. Range \$5,180 to \$6,020:						
Superintendent	1	\$6,020	1	\$6,020	1	\$5,400
Grade 3. Range \$3,640 to \$4,300:						
Assistant superintendent	1	3,750	1	3,750	1	3,200
Grade 2. Range \$2,980 to \$3,640:						
Chief inspector	1	3,090	1	2,997	0.1	217
Clerical, administrative, and fiscal service:						
Grade 5. Range \$2,320 to \$2,980	1	2,430	1	2,409	1	1,873
Grade 3. Range \$1,902 to \$2,298	2	4,002	2	4,002	2	3,300
Grade 2. Range \$1,704 to \$2,100	1	1,704	1	1,704		
Subprofessional service:						
Grade 4. Range \$1,902 to \$2,298	6	12,534	6	12,463	6	9,683
Total permanent, departmental	13	33,530	13	33,345	11.1	23,673
Temporary employment, departmental	78	115,940	72	103,940	60	86,220
Overtime pay, departmental				927		3,347
All personal services, departmental. Deduct quarters and subsistence furnished	91	149,470	85	138,212	71.1	113,240
		180		180		180
01 Personal services (net)	91	149,290	85	138,032	71.1	113,000
<b>OTHER OBLIGATIONS</b>						
04 Communication services		130		130		88
05 Rents and utility services		800		800		395
06 Printing and binding		100		100		133
07 Other contractual services		1,000		1,200		125

By objects	Obligations		
	Estimate, 1947	Estimate, 1946	Actual, 1945
<b>OTHER OBLIGATIONS—continued</b>			
08 Supplies and materials.....	\$7,590	\$7,590	\$6,875
09 Equipment.....	3,990		4,818
Total other obligations.....	13,610	9,820	12,434
Grand total obligations.....	162,900	147,852	125,494
Excess of obligations over appropriation due to Public Law 106.....		-5,252	
Estimated savings, unobligated balance.....			21,736
Total estimate or appropriation.....	162,900	142,600	147,230

**Salaries and Expenses, Motor Vehicle Parking Agency, Highway Fund, District of Columbia—**

Motor Vehicle Parking Agency (payable from highway fund): For all expenses necessary in carrying out the provisions of the District of Columbia Motor Vehicle Parking Facility Act of 1942, approved February 16, 1942 (56 Stat. 90), including personal services and printing and binding, \$17,600.

Estimate 1947, \$17,600

By objects	Obligations					
	Estimate, 1947		Estimate, 1946		Actual, 1945	
<b>PERSONAL SERVICES, DEPARTMENTAL</b>	Man-years	Total salary	Man-years	Total salary	Man-years	Total salary
Clerical, administrative, and fiscal service: Grade 13. Range \$6,230 to \$7,070:						
Director.....	1	\$6,230				
Grade 9. Range \$3,640 to \$4,500:						
Assistant director.....	1	3,640				
Grade 4. Range \$2,100 to \$2,496.....	2	4,200				
Grade 3. Range \$1,902 to \$2,298.....	1	1,902				
Total permanent, departmental.....	5	15,972				
Member, Motor Vehicle Parking Agency.....	0.5	960				
01 Personal services (net).....	5.5	16,932				
<b>OTHER OBLIGATIONS</b>						
04 Communication services.....		50				
06 Printing and binding.....		150				
07 Other contractual services.....		25				
08 Supplies and materials.....		75				
09 Equipment.....		368				
Total other obligations.....		668				
Total estimate or appropriation.....		17,600				

**Reimbursement of Other Appropriations From Highway Fund, District of Columbia—**

Reimbursement of other appropriations (payable from highway fund): There are hereby authorized to be paid from the highway fund to other appropriations for the District of Columbia the following sums: \$9,775 to "General administration" (Office of Corporation Counsel); \$21,800 to "Fiscal service" (Collector's Office, \$4,555; Auditor's Office, \$12,720; Purchasing Division, \$4,525); \$4,000 to "Salaries and expenses, Office of Chief Clerk"; \$8,797 to "Operating expenses, Office of Superintendent of District Buildings"; \$2,028 to "Operating expenses, Electrical Division"; \$607,500 to "Metropolitan Police"; and \$20,000 to "National Capital Parks"; in all, \$669,900. (50 Stat. 677; Act of June 30, 1945, Public Law 103.)

Estimate 1947, \$685,900

Appropriated 1946, \$669,900

By objects	Obligations		
	Estimate, 1947	Estimate, 1946	Actual, 1945
Transferred to—			
"Salaries and expenses, Office of Corporation Counsel, District of Columbia".....	+\$9,775	+\$9,775	+\$9,775
"Salaries and expenses, Collector's Office, District of Columbia".....	+4,555	+4,555	+4,555
"Salaries and expenses, Auditor's Office, District of Columbia".....	+12,720	+12,720	+12,720
"Salaries and expenses, Purchasing Division, District of Columbia".....	+4,525	+4,525	+4,525
"Salaries and expenses, Office of Chief Clerk, public works, District of Columbia".....	+4,000		
"Operating expenses, Office of Superintendent of District buildings, public works, District of Columbia".....	+8,797	+8,797	+8,840
"Operating expenses, Electrical Division, public works, District of Columbia".....	+2,028	+2,028	+2,025

By objects	Obligations		
	Estimate, 1947	Estimate, 1946	Actual, 1945
Transferred to—Continued			
"Salaries and expenses, Metropolitan Police, District of Columbia".....	+\$607,500	+\$607,500	+\$607,500
"National Capital Parks, District of Columbia".....	+32,000	+20,000	+20,000
Total estimate or appropriation.....	685,900	669,900	669,943

**Refunding Erroneous Collections, Highway Fund, District of Columbia—**

Refunding erroneous collections (payable from highway fund): To enable the Commissioners to refund collections erroneously covered into the Treasury during the present and past three fiscal years to the credit of the highway fund, \$1,500: *Provided*, That this appropriation shall not be available for refunds authorized by section 10 of the Act of April 23, 1924. (43 Stat. 100; 50 Stat. 676; Act of June 30, 1945, Public Law 103.)

Estimate 1947, \$1,500

Appropriated 1946, \$1,500

By objects	Obligations		
	Estimate, 1947	Estimate, 1946	Actual, 1945
13 Refunds, awards, and indemnities.....	\$1,500	\$1,500	\$1,353
Estimated savings, unobligated balance.....			147
Total estimate or appropriation.....	1,500	1,500	1,500

**Operating Expenses, Refuse Division, Public Works, District of Columbia—**

Operating expenses, Refuse Division: For all expenses necessary for collection and disposal of refuse and street cleaning, including personal services; printing and binding; books of reference and periodicals; repair and maintenance of plants, buildings, and grounds; and fencing of public and private property designated by the Commissioners as public dumps; \$2,560,000 \$2,726,400: *Provided*, That this appropriation shall not be available for collecting ashes or miscellaneous refuse from hotels and places of business or from apartment houses of four or more apartments having a central heating system, or from any building or connected group of buildings operated as a rooming, boarding, or lodging house having a total of more than twenty-five rooms. (Act of June 30, 1945, Public Law 103.)

Estimate 1947, \$2,726,400

Appropriated 1946, \$2,560,000

By objects	Obligations					
	Estimate, 1947		Estimate, 1946		Actual, 1945	
<b>PERSONAL SERVICES, DEPARTMENTAL</b>	Man-years	Total salary	Man-years	Total salary	Man-years	Total salary
Professional service:						
Grade 6. Range \$6,230 to \$7,070						
Supervisor, city refuse.....	1	\$6,800	1	\$6,803	1	\$6,000
Grade 5. Range \$5,180 to \$6,020:						
Assistant supervisor, city refuse.....	1	5,600	1	5,487	1	4,800
Grade 4. Range \$4,300 to \$5,180:						
Superintendent, garbage reduction plant.....	1	4,740	1	4,740	1	4,050
Master mechanic.....	1	4,520	1	4,455	1	3,800
Snow removal engineer.....	1	4,300	1	4,300		
Clerical, administrative, and fiscal service:						
Grade 8. Range \$3,310 to \$3,970.....	1	3,420	1	3,412	0.9	2,707
Grade 7. Range \$2,980 to \$3,640.....	1	3,640	1	3,640	1	3,175
Grade 6. Range \$2,650 to \$3,310.....	1	3,310	1	3,310	1	2,900
Grade 5. Range \$2,320 to \$2,980.....	1	2,430	1	2,413	0.9	1,897
Grade 4. Range \$2,100 to \$2,496.....	1	2,298	1	2,262	1	1,890
Grade 3. Range \$1,902 to \$2,298.....	3	6,300	3	6,195	3	5,130
Grade 2. Range \$1,704 to \$2,100.....	7	13,116	7	12,976	6.4	9,975
Grade 1. Range \$1,506 to \$1,902.....	1	1,506	1	1,506		
Subprofessional service:						
Grade 8. Range \$2,980 to \$3,640.....	1	3,200	1	3,200	1	2,700
Crafts, protective, and custodial service:						
Grade 10. Range \$2,980 to \$3,640.....	4	13,350	4	13,273	3.9	10,937
Grade 9. Range \$2,650 to \$3,310.....	1	3,090	1	3,090	1	2,575
Grade 8. Range \$2,540 to \$3,200.....	3	8,280	3	8,280	3	6,900
Grade 6. Range \$2,106 to \$2,502.....	40	91,392	40	91,052	36.4	69,939
Grade 3. Range \$1,572 to \$1,902.....	3	5,046	3	5,046	2.1	2,912
Total permanent, departmental.....	73	186,398	73	185,390	65.6	142,347
Per diem employment, departmental.....	1,219	2,053,793	1,194	1,942,482	1,160	1,855,796
Overtime pay, departmental.....				6,275		22,015
Night-work differential, departmental.....		1,018		1,018		
All personal services, departmental.....	1,292	2,241,209	1,267	2,135,165	1,225.6	2,020,158
Deduct quarters and subsistence furnished.....		360		360		360
01 Personal services (net).....	1,292	2,240,849	1,267	2,134,805	1,225.6	2,019,798



**PUBLIC WORKS—Continued**

**Operating Expenses, Refuse Division, Public Works, District of Columbia—Continued**

By objects	Obligations		
	Estimate, 1947	Estimate, 1946	Actual, 1945
<b>OTHER OBLIGATIONS</b>			
03 Transportation of things.....	\$12,500	\$12,500	\$9,923
04 Communication services.....	925	925	897
05 Rents and utility services.....	11,071	11,071	10,871
06 Printing and binding.....	1,300	1,300	1,023
07 Other contractual services.....	18,400	41,400	53,016
08 Supplies and materials.....	261,969	258,646	241,678
09 Equipment.....	195,950	151,000	43,712
Total other obligations.....	502,115	476,842	361,120
Grand total obligations.....	2,742,964	2,611,647	2,380,918
Reimbursements for services performed.....	-16,564	-16,564	-41,444
Net total obligations.....	2,726,400	2,595,083	2,339,474
Excess of obligations over appropriation due to Public Law 106.....		-35,083	
Estimated savings, unobligated balance.....			75,526
Total estimate or appropriation.....	2,726,400	2,560,000	2,415,000
<b>BY PROJECTS OR FUNCTIONS</b>			
1. Administration, miscellaneous.....	\$68,850	\$68,259	\$52,751
2. Street cleaning.....	856,217	814,986	757,392
3. Snow removal.....			28,483
4. Ash collection and disposal.....	199,726	207,830	185,552
5. Garbage collection and reduction.....	534,732	514,226	496,532
6. Trash collection and incineration.....	864,996	826,911	773,498
7. Dead animal and night soil collection.....	22,443	22,160	20,983
8. Purchase of automotive equipment.....	195,950	151,000	43,712
9. Overtime pay.....		6,275	22,015
Grand total obligations.....	2,742,964	2,611,647	2,380,918
Adjustments (see objects schedule for detail).....	-16,564	-51,647	+34,082
Total estimate or appropriation.....	2,726,400	2,560,000	2,415,000

**Capital Outlay, Refuse Division, Public Works, District of Columbia—**

Capital outlay, Refuse Division: For an additional amount for construction of [the extension of the] proposed incinerator numbered 3 for refuse in parcel 141/13, [\$403,600] including \$8,850 for construction services, \$283,000; for an additional amount for construction of a refuse transfer station on land owned by the District of Columbia in square 739 and on land to be acquired adjacent thereto for the transfer of city refuse from collection units to hauling units for transportation to remote disposal points, [employment of engineering and other personal services, \$302,700] including \$4,440 for construction services, \$139,000; for [all necessary expenses for the preparation of plans and specifications for] construction of a garage and shops building in parcel 141/13, including [the employment of engineering and other personal services and \$1,500 for subsoil investigations, \$12,500] \$11,248 for construction services, \$730,600; in all, [\$718,800] \$1,152,600. (Act of June 30, 1945, Public Law 103.)

Estimate 1947, \$1,152,600      Appropriated 1946, \$718,800

By objects	Obligations		
	Estimate, 1947	Estimate, 1946	Actual, 1945
01 Personal services (net).....			\$8,000
<b>OTHER OBLIGATIONS</b>			
07 Other contractual services.....			13
10 Lands and structures.....	\$1,152,600	\$1,008,495	14,700
Total other obligations.....	1,152,600	1,008,495	14,713
Grand total obligations.....	1,152,600	1,008,495	22,713
Prior year balance available in 1945.....			-289,708
1945 balance available in 1946.....			+289,695
Total estimate or appropriation.....	1,152,600	718,800	22,700

**Operating Expenses, Sewer Division, Public Works, District of Columbia—**

Operating expenses, Sewer Division: For all expenses necessary for operating the District's system of sewage disposal; cleaning and repairing sewers and basins; operation and maintenance of the sewage pumping service and sewage treatment plant, including repairs to equipment, machinery, and structures; maintenance of public convenience stations; control and prevention of the spread of mosquitoes in the District of Columbia; and pro rata contribution of the District of Columbia to the expenses of the Interstate Commission

on the Potomac River Basin in accordance with Act of July 11, 1940 (54 Stat. 748); such expenses to include personal services; books of reference and periodicals; and printing and binding; [\$800,000] \$915,500. (Act of June 30, 1945, Public Law 103.)

Estimate 1947, \$915,500      Appropriated 1946, \$800,000

By objects	Obligations					
	Estimate, 1947		Estimate, 1946		Actual, 1945	
	Man-years	Total salary	Man-years	Total salary	Man-years	Total salary
<b>PERSONAL SERVICES, DEPARTMENTAL</b>						
<b>Clerical, administrative, and fiscal service:</b>						
Grade 8. Range \$3,310 to \$3,970.....	2	\$7,390	2	\$7,390	2	\$6,350
Grade 5. Range \$2,320 to \$2,980.....	1	2,650	1	2,540	1	2,125
Grade 4. Range \$2,100 to \$2,496.....	3	6,630	3	6,498	2.9	5,280
Grade 3. Range \$1,902 to \$2,298.....	6	12,468	6	12,336	5.2	9,082
Grade 2. Range \$1,704 to \$2,100.....	10	17,700	8.5	14,880	5.8	8,559
<b>Professional service:</b>						
Grade 8. Range \$8,750 to \$9,800:						
Director of sanitary engineering.....	1	9,012	1	8,750	1	7,622
Grade 6. Range \$6,230 to \$7,070:						
Engineer of sewers.....	1	6,440	1	6,440	1	5,650
Grade 5. Range \$5,180 to \$6,020:						
Superintendent, sewage-treatment plant.....	1	5,390	1	5,390	1	4,650
Assistant to director of sanitary engineering.....	1	5,180	1	5,180	0.3	1,342
Design engineer.....	1	5,180	1	5,180	0.3	1,150
Grade 4. Range \$4,300 to \$5,180:						
Engineer.....	2	9,920	2	9,700	2.7	11,233
Assistant superintendent, sewage-treatment plant.....	1	4,300	0.5	2,150		
Grade 3. Range \$3,640 to \$4,300:						
Associate engineer.....	1	3,860	1	3,860	1.7	5,887
Chemist.....	1	4,080	1	3,970	1	3,475
Grade 2. Range \$2,980 to \$3,640:						
Grade 1. Range \$2,320 to \$2,980.....	8	26,810	7.5	24,990	7.3	21,589
<b>Subprofessional service:</b>						
Grade 8. Range \$2,980 to \$3,640.....	3	9,930	3	9,820	2	5,875
Grade 6. Range \$2,320 to \$2,980.....	10	27,930	10	27,380	10	23,111
Grade 5. Range \$2,100 to \$2,496.....	3	6,960	3	6,894	2.8	5,410
Grade 4. Range \$1,902 to \$2,298.....	5	9,708	5	9,708	2	3,240
Grade 3. Range \$1,704 to \$2,100.....	6	10,224	4	6,816		
Grade 2. Range \$1,572 to \$1,968.....	7	11,004	5	7,860		
<b>Crafts, protective, and custodial service:</b>						
Grade 10. Range \$2,980 to \$3,640.....	3	10,150	3	9,820	3	8,500
Grade 9. Range \$2,650 to \$3,310.....	3	7,950	3	7,950		
Grade 8. Range \$2,540 to \$3,200.....	6	16,450	6	16,450	6	13,700
Grade 7. Range \$2,364 to \$2,870.....	13	32,118	11.5	28,572	11	23,040
Grade 6. Range \$2,166 to \$2,562.....	24	52,380	20.2	44,243	3	5,760
Grade 5. Range \$1,968 to \$2,364.....	4	8,598	4	8,400	3	5,475
Grade 4. Range \$1,770 to \$2,166.....	5	9,978	4.7	8,892	3	4,680
Grade 3. Range \$1,572 to \$1,968.....	13	21,096	7.8	12,856	6	8,238
Total permanent, departmental.....	146	363,206	128.2	326,075	85	201,023
Per diem employment, departmental.....	222	372,572	209	341,734	198.5	327,540
Overtime pay, departmental.....				7,512		29,258
Night-work differential, departmental.....		2,569		2,315		
All personal services, departmental. Deduct quarters and subsistence furnished.....	368	738,287	337.2	677,636	283.5	557,821
		180		180		180
01 Personal services (net).....	368	738,107	337.2	677,456	283.5	557,641
<b>OTHER OBLIGATIONS</b>						
02 Travel.....		212		212		
03 Transportation of things.....		37,600		37,600		21,159
04 Communication services.....		358		358		325
05 Rents and utility services.....		86,630		78,406		50,494
06 Printing and binding.....		1,035		1,035		811
07 Other contractual services.....		1,000		1,000		405
08 Supplies and materials.....		67,258		65,113		59,126
09 Equipment.....		15,400		31,001		6,890
10 Lands and structures.....						26,657
11 Grants, subsidies, and contributions.....		5,400		3,600		3,600
Total other obligations.....		214,893		218,325		199,467
Grand total obligations.....		953,000		895,781		757,108
Reimbursements for services rendered.....		-37,500		-37,500		-43,156
Net total obligations.....		915,500		858,281		713,952
Excess of obligations over appropriation due to Public Law 106.....				-58,281		
Estimated savings, unobligated balance.....						20,048
Total estimate or appropriation.....		915,500		800,000		734,000
<b>BY PROJECTS OR FUNCTIONS</b>						
1. Services and administration.....		\$238,320		\$221,155		\$156,011
2. Cleaning and repairing.....		421,875		398,242		315,454
3. Mosquito control.....		28,057		27,575		17,759
4. Sewage treatment plant.....		239,048		215,082		215,617
5. Potomac River basin.....		5,400		3,600		3,600
6. Public convenience stations.....		20,300		20,300		19,379
7. Overtime pay.....		9,827		9,827		29,258
Grand total obligations.....		953,000		895,781		757,108
Adjustments (see objects schedule for detail).....		-37,500		-95,781		-23,108
Total estimate or appropriation.....		915,500		800,000		734,000

**Capital Outlay, Sewer Division, Public Works, District of Columbia—**

Capital outlay, Sewer Division: For construction of sewers and receiving basins; for assessment and permit work; for purchase or condemnation of rights-of-way for construction, maintenance, and repair of public sewers, \$1,000; for preparation of plans and specifications for constructing chemical treatment, sludge drying and incineration facilities at the sewage treatment plant, \$45,000; and for [conducting a survey for city relief sewers, including personal services and all necessary expenses incident thereto, \$75,000, to remain available until June 30, 1947] the preparation of surveys, plans and specifications in connection with the construction of storm water sewers, \$25,000; in all, [\$1,040,000: Provided, That not to exceed \$365,000 of the appropriation for capital outlay, Sewer Division, including \$165,000 for the acquisition and development of a site for the storage of construction materials, contained in the District of Columbia Appropriation Act, 1945, is continued available until June 30, 1946] \$1,972,300, and in the preparation of such surveys, plans and specifications, the Commissioners are authorized to employ consultants and other professional services by contract or otherwise, without regard to section 3709 of the Revised Statutes, and civil-service and classification laws.

[Capital outlay, Sewer Division: For an additional amount, fiscal year 1946, for construction of sewers and receiving basins, and so forth, including the objects specified under this head in the District of Columbia Appropriation Act, 1946, \$320,000, and in conducting a survey for city relief sewers the Commissioners are authorized to employ engineering and other professional services by contract or otherwise, without regard to section 3709 of the Revised Statutes and civil-service and classification laws.] (Act of June 30, 1945, Public Law 103; Act of Dec. 28, 1945, Public Law 269.)

Estimate 1947, **\$1,972,300**                      Appropriated 1946, **\$1,360,000**

By objects	Obligations		
	Estimate, 1947	Estimate, 1946	Actual, 1945
	Man- Total years salary	Man- Total years salary	Man- Total years salary
01 Personal services (net).....	233 378,950	233 295,295	233 303,312
<b>OTHER OBLIGATIONS</b>			
08 Supplies and materials.....	145,000	110,070	122,321
09 Equipment.....	27,950	4,600	9,231
10 Lands and structures.....	1,520,400	1,415,035	284,783
Total other obligations.....	1,693,350	1,529,705	416,335
Grand total obligations.....	2,072,300	1,825,000	719,647
Reimbursements for services performed.....	-100,000	-100,000	-39,836
Reappropriation of 1945 balance for 1946.....		-365,000	+365,000
Net total obligations.....	1,972,300	1,360,000	1,044,811
Estimated savings, unobligated balance.....			6,497
Total estimate or appropriation.....	1,972,300	1,360,000	1,051,308
<b>BY PROJECTS OR FUNCTIONS</b>			
1. Construction, sewers and basins.....	\$1,577,300	\$1,293,845	\$407,354
2. Construction, assessment and permit work.....	450,000	366,155	312,293
3. Site for property yard.....		165,000	
4. Plans for additions to sewage treatment plant.....	45,000		
Grand total obligations.....	2,072,300	1,825,000	719,647
Adjustments (see objects schedule for detail).....	-100,000	-465,000	+331,661
Total estimate or appropriation.....	1,972,300	1,360,000	1,051,308

**Operating Expenses, Water Division, Water Fund, District of Columbia—**

Operating expenses, Water Division (payable from water fund): For all expenses necessary for operation and maintenance of the District of Columbia water distribution system; installing and repairing water meters on services to private residences and business places as may not be required to install meters under existing regulations, said meters to remain the property of the District of Columbia; replacement of old mains, service pipes, and divide valves; water waste and leakage survey; such expenses to include personal services; books of reference and periodicals; printing and binding; [allowances for privately owned automobiles used for the performance of official duties (not to exceed \$264 per annum for each automobile)]; purchase, exchange, operation, and maintenance of passenger-carrying motor vehicles; and refunding of water

rents and other water charges erroneously paid in the District of Columbia, to be refunded in the manner prescribed by law for the refunding of erroneously paid taxes; [\$1,140,000] \$1,470,600, to be available for such refunds of payments made within the past two years. (Act of June 30, 1945, Public Law 103.)

Estimate 1947, **\$1,476,600**                      Appropriated 1946, **\$1,140,000**

By objects	Obligations					
	Estimate, 1947		Estimate, 1946		Actual, 1945	
	Man- Total years salary	Man- Total years salary	Man- Total years salary	Man- Total years salary	Man- Total years salary	Man- Total years salary
<b>PERSONAL SERVICES, DEPARTMENTAL</b>						
Professional service:						
Grade 6. Range \$6,230 to \$7,070:						
Superintendent.....	1 86,650	1 86,650	1 86,650	1 86,650	1 86,650	1 86,650
Grade 5. Range \$5,180 to \$6,020:						
Assistant superintendent.....	1 5,600	1 5,600	1 5,600	1 5,600	1 5,600	1 5,600
Senior engineer.....	1 5,390	1 5,390	1 5,390	1 5,390	1 5,390	1 5,390
Grade 4. Range \$4,300 to \$5,180:						
Engineer.....	3 13,780	3 13,625	3 13,625	3 11,600	3 11,600	3 11,600
Grade 3. Range \$3,640 to \$4,300:						
Associate engineer.....	5 19,960	4 16,210	4 16,210	4 13,850	4 13,850	4 13,850
Grade 2. Range \$2,980 to \$3,640.....	3 10,040	3 10,012	3 10,012	3 8,425	3 8,425	3 8,425
Clerical, administrative, and fiscal service:						
Grade 12. Range \$5,180 to \$6,020:						
Water registrar.....	1 5,390	1 5,363	1 5,363	1 4,600	1 4,600	1 4,600
Grade 10. Range \$3,970 to \$4,630:						
Chief clerk.....	1 4,190	1 4,190	1 4,190	1 3,600	1 3,600	1 3,600
Grade 8. Range \$3,310 to \$3,970.....	1 3,456	1 3,447	1 3,447	1 2,925	1 2,925	1 2,925
Grade 7. Range \$2,980 to \$3,640.....	1 3,640	1 3,640	1 3,640	1 3,175	1 3,175	1 3,175
Grade 6. Range \$2,650 to \$3,310.....	2 5,740	2 5,740	2 5,740	2 4,721	2 4,721	2 4,721
Grade 5. Range \$2,320 to \$2,980.....	4 10,140	2 5,410	2 5,410	3 6,667	3 6,667	3 6,667
Grade 4. Range \$2,100 to \$2,436.....	9 20,100	8 17,839	7 7,740	7 7,740	7 7,740	7 7,740
Grade 3. Range \$1,902 to \$2,298.....	38 76,896	36 72,186	36 72,186	23 46,188	23 46,188	23 46,188
Grade 2. Range \$1,704 to \$2,100.....	26 46,614	22 5 40,811	22 5 40,811	25 9 38,890	25 9 38,890	25 9 38,890
Subprofessional service:						
Grade 8. Range \$2,980 to \$3,640.....	5 16,000	2 6,812	2 6,812	2 5,725	2 5,725	2 5,725
Grade 6. Range \$2,320 to \$2,980.....	5 12,260	2 4,860	2 4,860	1 2,100	1 2,100	1 2,100
Grade 5. Range \$2,100 to \$2,436.....	4 9,192	3 6,960	3 6,960	4 7,740	4 7,740	4 7,740
Grade 4. Range \$1,902 to \$2,298.....	3 5,838	1 1,918	1 1,918	0 7 1,215	0 7 1,215	0 7 1,215
Grade 2. Range \$1,572 to \$1,968.....	3 4,716					
Crafts, protective, and custodial service:						
Grade 10. Range \$2,980 to \$3,640.....	1 3,530	1 3,530	1 3,530	1 3,000	1 3,000	1 3,000
Grade 8. Range \$2,540 to \$3,200.....	6 17,880	6 17,880	6 17,880	6 15,100	6 15,100	6 15,100
Grade 7. Range \$2,364 to \$2,870.....	1 2,760	1 2,760	1 2,760	1 2,300	1 2,300	1 2,300
Grade 6. Range \$2,166 to \$2,562.....	1 2,430	1 2,413	1 2,413	1 2,025	1 2,025	1 2,025
Grade 5. Range \$1,968 to \$2,364.....	1 2,166	1 2,149	1 2,149	1 1,785	1 1,785	1 1,785
Grade 4. Range \$1,770 to \$2,166.....	1 2,034	1 2,017	1 2,017	1 1,665	1 1,665	1 1,665
Grade 3. Range \$1,572 to \$1,902.....	3 5,178	3 5,128	3 5,128	2 5 3,525	2 5 3,525	2 5 3,525
Total permanent, departmental.....	131 321,600	109 5 272,549	109 5 272,549	100 4 241,741	100 4 241,741	100 4 241,741
Temporary employment, departmental.....		8 19,158	8 19,158	3 5 6,100	3 5 6,100	3 5 6,100
Per diem employment, departmental.....	316 7 619,600	279 1 546,000	279 1 546,000	283 5 556,436	283 5 556,436	283 5 556,436
Overtime pay, departmental.....		8,000	8,000	33,856	33,856	33,856
Night-work differential, departmental.....		1,000	1,000			
All personal services, departmental.....	447 7 942,200	396 6 846,698	396 6 846,698	386 9 811,133	386 9 811,133	386 9 811,133
Deduct quarters furnished.....		540	540	540	540	540
01 Personal services (net).....	447 7 941,660	396 6 846,158	396 6 846,158	386 9 810,593	386 9 810,593	386 9 810,593
<b>OTHER OBLIGATIONS</b>						
02 Travel.....		1,000	1,000			567
03 Transportation of things.....		7,600	5,600			7
04 Communication services.....		6,000	6,000			5,284
05 Rents and utility services.....		82,000	80,000			77,036
06 Printing and binding.....		4,700	3,300			3,173
07 Other contractual services.....		147,500	128,500			140,611
08 Supplies and materials.....		153,340	112,840			92,083
09 Equipment.....		170,800	75,200			43,990
13 Refunds, awards, and indemnities.....		10,000	10,000			9,985
Total other obligations.....		582,940	422,440			372,736
Grand total obligations.....	1,524,600	1,268,598	1,268,598	1,183,329	1,183,329	1,183,329
Reimbursements for services performed.....	-48,000	-48,000	-48,000	-39,196	-39,196	-39,196
Net total obligations.....	1,476,600	1,220,598	1,220,598	1,144,133	1,144,133	1,144,133
Excess of obligations over appropriation due to Public Law 106.....				-47,598	-47,598	-47,598
Excess of obligations over appropriation due to wage scale revision.....				-33,000	-33,000	-33,000
Estimated savings, unobligated balance.....						4,267
Total estimate or appropriation.....	1,476,600	1,140,000	1,140,000	1,148,400	1,148,400	1,148,400
<b>BY PROJECT OR FUNCTIONS</b>						
1. Personal services.....	\$322,600	\$292,698	\$292,698	\$220,841	\$220,841	\$220,841
2. Operation and maintenance.....	647,540	575,540	575,540	568,631	568,631	568,631
3. Installing and repairing water meters.....	270,000	184,000	184,000	154,363	154,363	154,363
4. Replacing old mains, etc.....	123,000	72,000	72,000	69,672	69,672	69,672
5. Water waste and leakage survey.....	25,000	25,000	25,000	25,485	25,485	25,485
6. Cleaning and lining water mains.....	127,000	102,000	102,000	100,496	100,496	100,496
7. Refunds.....	10,000	10,000	10,000	9,985	9,985	9,985
8. Overtime pay.....		8,000	8,000	33,856	33,856	33,856
Grand total obligations.....	1,525,140	1,269,238	1,269,238	1,183,329	1,183,329	1,183,329
Adjustments (see objects schedule for detail).....	-48,540	-129,238	-129,238	-34,929	-34,929	-34,929
Total estimate or appropriation.....	1,476,600	1,140,000	1,140,000	1,148,400	1,148,400	1,148,400

**PUBLIC WORKS—Continued**

**Capital Outlay, Water Division, Water Fund, District of Columbia—**

Capital outlay, Water Division (payable from water fund): For extension of the District of Columbia water distribution system, laying of such service mains as may be necessary under the assessment system, laying mains in advance of paving, and installing fire and public hydrants, \$330,000; [for construction of approximately one thousand seven hundred linear feet of thirty-six-inch trunk line water main from the vicinity of Fifth and M Streets Southeast, to the vicinity of Eleventh and M Streets Southeast, \$65,000, to continue available until June 30, 1947;] for construction of approximately [twenty-six] five thousand two hundred linear feet of [thirty-] twenty-four-[-] and twenty-inch trunk line water main from the vicinity of [Eighteenth Street and Minnesota Avenue Southeast] Florida and West Virginia Avenues Northeast, to the vicinity of [Benning Road and East Capitol Street, \$605,000] Mount Olivet and Bladensburg Roads Northeast, \$35,000, to continue available until June 30, [1947] 1948; for the construction of a reinforced concrete roof on the ten-million-gallon reservoir located in Fort Stanton Park, including \$6,000 for engineering and other professional services by contract or otherwise, without regard to section 3709 of the Revised Statutes, and civil-service and classification laws, \$200,000, to continue available until June 30, 1948; in all, [\$1,000,000] \$315,000; Provided, That the appropriations in the District of Columbia Appropriation Act, 1943, for the construction of one or more elevated water tanks of approximately two million gallons capacity, and so forth, and for additional pumping equipment at the Anacostia pumping station are continued available until June 30, [1946] 1947. (Act of June 30, 1945, Public Law 103.)

Estimate 1947, \$615,000                      Appropriated 1946, \$1,000,000

By objects	Obligations		
	Estimate, 1947	Estimate, 1946	Actual, 1945
01 Personal services (net).....	78.2 \$140,000	78.2 \$140,000	78.2 \$139,918

Statement of proposed expenditures for purchase, maintenance, repair, and operation of passenger-carrying vehicles for the fiscal year ending June 30, 1947

**PUBLIC WORKS**

Appropriation	Vehicles (motor unless otherwise indicated) to be purchased		Old vehicles to be exchanged		Net cost of vehicles to be purchased	Old vehicles still to be used	Total maintenance, repair, and operation, all vehicles	Public purpose and users
	Number	Gross cost	Number	Allowance (estimated)				
Salaries and expenses, Central Garage, Public Works, District of Columbia.	36	\$46,200	36	\$4,700	\$41,500	101	\$33,020	To be used by officials, inspectors, foremen, engineering field parties, fire-alarm repairmen, ambulance service, pool service, etc., on official duties for the District of Columbia government.
Operating expenses, street and bridge divisions, highway fund, District of Columbia.						47	\$8,600	Street and bridge divisions personnel in the direction, supervision, and inspection of construction and maintenance of roadways, alleys, sidewalks, and bridges in the District of Columbia.
Operating expenses, Water Department, District of Columbia.	7	9,500	5	500	9,000	8	2,000	Cars used by engineers on water-main construction, maintenance, and inspection work in connection with water distribution system.
<b>Total.....</b>	<b>43</b>	<b>45,700</b>	<b>41</b>	<b>5,200</b>	<b>50,500</b>	<b>156</b>	<b>43,020</b>	

Total, public works, District of Columbia, general fund:  
Estimate 1947, \$9,468,000                      Appropriated 1946, \$7,710,000

Total, public works, District of Columbia, highway fund:  
Estimate 1947, \$6,842,900                      Appropriated 1946, \$5,358,000

Total, public works, District of Columbia, water fund:  
Estimate 1947, \$2,091,600                      Appropriated 1946, \$2,140,000

Total, public works, District of Columbia, all funds:  
Estimated 1947, \$18,402,500                      Appropriated 1946, \$15,208,000

By objects	Obligations		
	Estimate, 1947	Estimate, 1946	Actual, 1945
<b>OTHER OBLIGATIONS</b>			
03 Transportation of things .....	\$7,000	\$7,000	\$716
07 Other contractual services .....	0,000	0,000	60,893
08 Supplies and materials .....	136,000	136,000	143,793
09 Equipment .....	11,000	45,229	41,917
10 Lands and structures .....	285,000	711,833	178,658
Total other obligations .....	499,000	900,062	425,977
Grand total obligations .....	639,000	1,100,062	565,895
Reimbursements for services performed .....	-24,000	-24,000	-15,220
Prior year balance available in 1945 .....			-302,814
1945 balance available in 1946 .....		-76,062	+76,062
Net total obligations .....	615,000	1,000,000	323,923
Estimated savings, unobligated balance .....			6,077
Total estimate or appropriation .....	615,000	1,000,000	330,000
<b>BY PROJECTS OR FUNCTIONS</b>			
1. Laying service, water mains .....	\$324,000	\$324,000	\$315,474
2. Installing fire and public hydrants .....	50,000	50,000	24,734
3. Pipe vault drains .....			784
4. Trunk mains .....	85,000	670,000	
5. Reservoirs .....	200,000	41,833	192,102
6. Pumps, Anacostia .....		34,229	32,801
Grand total obligations .....	639,000	1,100,062	565,895
Adjustments (see objects schedule for detail) .....	-24,000	-100,062	-235,895
Total estimate or appropriation .....	615,000	1,000,000	330,000

**Water Fund, Investments, District of Columbia—**

The Secretary of the Treasury is authorized to sell United States securities now held for and on account of the water fund of the District of Columbia in such amounts as may be certified by the Commissioners as necessary and credit the proceeds of such sale to said water fund.

**WASHINGTON AQUEDUCT**

**Operating Expenses, Washington Aqueduct, Water Fund, District of Columbia—**

Operating expenses (payable from water fund): For all expenses necessary for the operation, maintenance, repair, and protection of Washington aqueducts and their accessories, and maintenance of MacArthur Boulevard; including personal services; books of reference and periodicals; printing and binding; purchase, installation, and maintenance of water meters on Federal services within the District of Columbia; purchase (including exchange), operation, and maintenance of two passenger-carrying motor vehicles; purchase and repair of rubber boots and protective apparel; [\$850,000] \$950,400. (40 U. S. C. 45, 54; Act of June 30, 1945, Public Law 103.)

Estimate 1947, \$950,400                      Appropriated 1946, \$850,000



Statement of proposed expenditures for purchase, maintenance, repair, and operation of passenger-carrying vehicles for the fiscal year ending June 30, 1947

WASHINGTON AQUEDUCT

Appropriation	New vehicles (motor unless otherwise indicated) to be purchased		Old vehicles to be exchanged		Net cost of vehicles to be purchased	Old vehicles still to be used	Total maintenance, repair, and operation, all vehicles	Public purpose and users
	Number	Gross cost	Number	Allowance (estimated)				
Washington Aqueduct, operation and maintenance.	2	\$2,100	2	\$350	\$1,750	3	\$1,750	1 new car to be used by the district engineer and assistants stationed at Washington, D. C., for inspection and supervision of Washington Aqueduct; 1 new car to be used for police patrol of MacArthur Boulevard of Dalecarlia division reservations; the old cars to be used by staff engaged in field work of the Washington Aqueduct system.

RECLAMATION OF ANACOSTIA RIVER FLATS

Reclamation of Anacostia River Flats, District of Columbia—

For continuing the reclamation and development of Anacostia Park, in accordance with the revised plan as set forth in Senate Document Number 37, Sixty-eighth Congress, first session; \$123,000, to continue available until expended. (53 Stat. 1031.)

Estimate 1947, \$123,000

By objects	Obligations		
	Estimate, 1947	Estimate, 1946	Actual, 1945
10 Lands and structures.....	\$138,615	\$21,167	\$7,461
Prior year balance available in 1945.....			—44,243
1945 balance available in 1946.....		—36,782	+36,782
1946 balance available in 1947.....	—15,615	+15,615	
Total estimate or appropriation.....	123,000		

NATIONAL GUARD

National Guard, District of Columbia—

For all expenses necessary for the National Guard of the District of Columbia, including personal services; expenses of attendance at meetings of associations pertaining to the National Guard; books of reference and periodicals; printing and binding; expenses of camps, including hire of horses for officers required to be mounted, and for the payment of commutation of subsistence for enlisted men who may be detailed to guard or move the United States property at home stations on days immediately preceding and immediately following the annual encampments; damages to private property incident to encampment; reimbursement to the United States for loss of property for which the District of Columbia may be held responsible; cleaning and repairing uniforms, arms, and equipment; instruction, purchase, and maintenance of athletic, gymnastic, and recreational equipment at armory or field encampments; practice marches, drills, and parades; rent of armories, drill

halls, and storehouses; care and repair of armories, offices, storehouses, machinery, and dock, including dredging alongside of dock; construction of buildings for storage and other purposes at target range; maintenance and operation of passenger-carrying motor vehicles; [\$11,800] \$13,600, to be expended under the direction of the commanding general. (Act of June 30, 1945, Public Law 103.)

Estimate 1947, \$13,600

Appropriated 1946, \$11,800

By objects	Obligations					
	Estimate, 1947		Estimate, 1946		Actual, 1945	
	Man-years	Total salary	Man-years	Total salary	Man-years	Total salary
<b>PERSONAL SERVICES, DEPARTMENTAL</b>						
Clerical, administrative, and fiscal service:						
Grade 7. Range \$2,980 to \$3,643.....	1	\$3,200	1	\$3,130	1	\$2,765
Grade 6. Range \$2,650 to \$3,319.....	1	2,700	0.7	1,804		
Grade 3. Range \$1,902 to \$2,298.....					0.9	1,875
Grade 2. Range \$1,704 to \$2,100.....	1	1,800	1	1,743	0.9	1,330
Crafts, protective, and custodial service:						
Grade 3. Range \$1,572 to \$1,902.....	1	1,940	1	1,920	1	1,605
Total permanent, departmental.....	4	9,640	3.7	8,597	3.8	7,575
Temporary employment, departmental.....	0.7	1,000	0.7	1,000		
Overtime pay, departmental.....				274		1,641
01 Personal services (net).....	4.7	10,640	4.4	9,871	3.8	9,216
<b>OTHER OBLIGATIONS</b>						
02 Travel.....		400		400		141
03 Transportation of things.....		270		270		100
04 Communication services.....		650		650		573
06 Printing and binding.....		200		200		39
07 Other contractual services.....		500		500		416
08 Supplies and materials.....		500		500		120
09 Equipment.....		440		440		31
Total other obligations.....		2,960		2,960		1,420
Grand total obligations.....		13,600		12,831		10,636
Excess of obligations over appropriation due to Public Law 106.....				—1,031		
Estimated savings, unobligated balance.....						2,704
Total estimate or appropriation.....		13,600		11,800		13,340

Statement of proposed expenditures for purchase, maintenance, repair, and operation of passenger-carrying vehicles for the fiscal year ending June 30, 1947

NATIONAL GUARD

Appropriation	Vehicles (motor unless otherwise indicated) to be purchased		Old vehicles to be exchanged		Net cost of vehicles to be purchased	Old vehicles still to be used	Total maintenance, repair, and operation, all vehicles	Public purpose and users
	Number	Gross cost	Number	Allowance (estimated)				
National Guard.....						1	\$200	Commanding general, National Guard, District of Columbia, at Washington, D. C.

NATIONAL CAPITAL PARKS

National Capital Parks, District of Columbia—

For all expenses necessary for the National Capital parks, including maintenance, care, and improvement of public parks, grounds, fountains, and reservations, propagating gardens and greenhouses, and the tourists' camp on its present site in East Potomac Park under the jurisdiction of the National Park Service; placing and maintaining portions of the parks in condition for outdoor sports, erection of stands, furnishing and placing of chairs, and services incident thereto in connection with national, patriotic, civic, and recreational functions held in the parks, including the Presi-

dent's Cup Regatta, and expenses incident to the conducting of band concerts in the parks; such expenses to include personal services; pay and allowances of the United States Park Police force; per diem employees at rates of pay approved by the Secretary of the Interior, not exceeding current rates of pay for similar employment in the District of Columbia; lawbooks, books of reference, and periodicals; printing and binding; uniforming and equipping the United States Park Police force, including \$225 for deposit in the general fund of the Treasury for cost of penalty mail as required by section 2 of the Act of June 28, 1944 (Public Law 364); the purchase, issue, operation, maintenance, repair, exchange, and storage of revolvers, uniforms, ammunition, and radio equipment and the

rental of teletype service; leather and rubber articles for the protection of employees and property; and the purchase, exchange, operation, repair, and maintenance of passenger-carrying motor vehicles, bicycles, motorcycles, and self-propelled machinery; the hire of draft animals with or without drivers at local rates approved by the Secretary of the Interior; the purchase and maintenance of draft animals, harness, and wagons: **[\$948,300] \$1,307,900: Provided,** That not to exceed \$10,000 of the amount herein appropriated may be expended for the erection of minor auxiliary structures. (Act of June 30, 1945, Public Law 103.)

Estimate 1947, \$1,307,900      Appropriated 1946, \$948,300

By objects	Obligations					
	Estimate, 1947		Estimate, 1946		Actual, 1945	
	Man-years	Total salary	Man-years	Total salary	Man-years	Total salary
<b>PERSONAL SERVICES, FIELD</b>						
Clerical, administrative, and fiscal service:						
Grade 14. Range \$7,175 to \$8,225:						
Superintendent.....	1	\$7,962	1	\$7,962	1	\$7,000
Grade 13. Range \$6,230 to \$7,070:						
Assistant superintendent.....	1	6,440	1	6,367	1	5,600
Grade 12. Range \$5,180 to \$6,020:						
Special assistant to superintendent.....	1	5,390	1	5,390	1	4,600
Grade 11. Range \$4,300 to \$5,180:						
Chief, fiscal and personnel division.....	1	4,520	1	4,401	1	3,780
Grade 9. Range \$3,640 to \$4,300:						
Chief, accounts section.....	1	3,750	1	3,746	1	3,200
Personnel officer.....	1	3,750	1	3,750	1	3,200
General foreman.....	1	3,750	1	3,750	1	3,200
Grade 7. Range \$2,980 to \$3,640:						
.....	1	3,050	1	3,065	0.3	686
Grade 6. Range \$2,650 to \$3,310:						
.....	3	8,940	3	8,796	3	7,310
Grade 5. Range \$2,320 to \$2,980:						
.....	7	18,330	7	17,983	8	16,783
Grade 4. Range \$2,100 to \$2,496:						
.....	5	11,160	5	10,924	4.7	8,615
Grade 3. Range \$1,902 to \$2,298:						
.....	4	8,004	3	6,102	2.9	4,641
Professional service:						
Grade 5. Range \$5,180 to \$6,020:						
Chief, repair and construction division.....	1	6,020				
Chief, horticulture and maintenance division.....	1	5,810	1	5,648	1	4,775
Chief, engineering division.....	1	5,390	1	5,390	1	4,600
Grade 4. Range \$4,300 to \$5,180:						
Assistant chief, repair and construction division.....	1	4,300	1	4,300	0.5	1,657
Assistant chief, horticulture and maintenance division.....	1	4,520	1	4,444	1	3,800
Assistant chief, engineering division.....	1	4,520	1	4,520	1	3,800
Mechanical engineer.....	1	4,960	1	4,901	1	4,200
Landscape architect.....	1	4,300	1	4,300	0.4	1,742
Park naturalist.....	1	4,520	1	4,520	1	3,800
Grade 3. Range \$3,640 to \$4,300:						
Assistant chief, repair and construction division.....					0.5	1,813
Horticulturist.....	2	8,160	2	8,046	2	6,900
Landscape architect.....	4	15,880	4	15,850	4.5	15,463
Architect.....	3	11,030	1	3,750	1	3,200
Civil engineer.....	3	11,030	1	3,657	0.2	569
Grade 2. Range \$2,980 to \$3,640:						
.....	2	6,510	2	6,306	2.8	7,677
Subprofessional service:						
Grade 7. Range \$2,650 to \$3,310:						
.....	3	8,940	2	6,150	2	5,175
Grade 6. Range \$2,320 to \$2,980:						
.....	1	2,320				
Grade 5. Range \$2,100 to \$2,496:						
.....	5	10,830	3	6,612	1	2,002
Grade 4. Range \$1,902 to \$2,298:						
.....	11	22,770	10	20,815	9	15,686
Grade 3. Range \$1,704 to \$2,100:						
.....	4	7,674	4	7,631	3.9	6,114
Grade 2. Range \$1,572 to \$1,968:						
.....	7	11,730	5	8,561	3.9	5,575
Crafts, protective, and custodial service:						
Grade 10. Range \$2,980 to \$3,640:						
.....	8	24,610	8	24,394	3.3	8,480
Grade 9. Range \$2,650 to \$3,310:						
.....	1	3,090	1	3,005	4.4	10,905
Grade 8. Range \$2,540 to \$3,200:						
.....	3	8,720	3	8,521	4.3	10,328
Grade 7. Range \$2,364 to \$2,870:						
.....	11	27,434	9	22,680	7.3	15,672
Grade 6. Range \$2,166 to \$2,562:						
.....	19	42,738	18	40,471	14	27,187
Grade 5. Range \$1,968 to \$2,364:						
.....	6	12,666	6	12,570	5.1	8,930
Grade 4. Range \$1,770 to \$2,166:						
.....	9	16,392	9	16,364	6.8	10,427
Grade 3. Range \$1,572 to \$1,902:						
.....	35	58,320	30	50,323	18.9	26,769
Grade 2. Range \$1,440 to \$1,770:						
.....	32	49,578	32	49,418	18.6	24,341
Total permanent field.....	205	489,848	184	435,383	146.3	310,402
Temporary employment field.....					8.3	9,995
W. A. E. employment, field.....	280	520,989	248	471,059	256.3	493,991
Overtime pay, field.....		250		9,141		66,484
Night-work differential, field.....				250		
All personal services, field.....	485	1,011,087	432	915,833	410.9	880,875
<b>United States Park Police</b>						
Captain, at \$4,406.....	1	4,406	1	4,406	1	3,600
Lieutenant, at \$3,753.....	1	3,753	1	3,753	1.1	3,444
Sergeant, at \$3,396.60.....	8	27,173	8	27,173	8	21,906

By objects	Obligations					
	Estimate, 1947		Estimate, 1946		Actual, 1945	
	Man-years	Total salary	Man-years	Total salary	Man-years	Total salary
<b>PERSONAL SERVICES, FIELD—continued</b>						
<i>United States Park Police—Continued</i>						
Privates:						
Class 6, at \$2,980.80.....	33	\$98,386	19.7	\$58,722	22.9	\$55,013
Class 5, at \$2,862.....	18.2	52,206	5.3	15,168	1.6	3,597
Class 4, at \$2,743.20.....	7.8	21,290	18.2	49,926	2.8	6,151
Class 3, at \$2,624.40.....	2.8	7,404	7.8	20,470	14.8	31,116
Class 2, at \$2,505.60.....	6.2	15,464	2.8	7,015	9.2	18,396
Class 1, at \$2,386.80.....			6.2	14,798	4	7,515
Salaries, United States Park Police.....	78	230,082	70	201,431	65.4	150,738
Additional compensation:						
Public Law 151.....						19,620
Police detailed to motorcycle service at \$120 each.....		3,000		3,000		2,623
All personal services, United States Park Police.....	78	233,082	70	204,431	65.4	172,981
Total, field and park police.....	563	1,244,169	502	1,120,264	476.3	1,053,856
Deduct quarters furnished.....		540		540		520
01 Personal services (net).....	563	1,243,629	502	1,119,724	476.3	1,053,336
<b>OTHER OBLIGATIONS</b>						
02 Travel.....		400		400		105
03 Transportation of things.....		900		900		1,356
04 Communication services.....		4,770		4,770		4,994
Payment for penalty mail.....		225		225		209
05 Rents and utility services.....		74,384		74,384		74,384
07 Other contractual services:						
Miscellaneous services performed by other agencies and appropriations.....		12,000		12,000		23,029
Autonotive and radio repairs.....		8,407		8,407		8,407
Rergrading, rearrangement and repairs to fencing and drainage, Banneker Recreation Center.....						4,337
Advance planning for deferred projects.....		33,538				
08 Supplies and materials.....		217,392		191,867		183,609
09 Equipment.....		77,200		31,950		13,708
10 Lands and structures.....		219,700		24,300		30,485
Total other obligations.....		648,916		349,203		344,623
Grand total obligations.....		1,892,545		1,468,927		1,397,959
Reimbursements for services performed—						
Received by transfer from—						
"Reimbursement of other appropriations from highway fund, District of Columbia".....		-32,000		-20,000		-20,000
"Operating expenses, Recreation Department, District of Columbia".....		-204,200		-158,110		-118,000
"Capital outlay, Recreation Department, District of Columbia".....		-256,700		-72,300		-78,800
Net total obligations.....		1,307,900		1,068,517		1,009,466
Excess of obligations over appropriation due to—						
Public Law 106.....				-78,554		
Public Law 151.....				-41,663		
Estimated savings, unobligated balance.....						70,234
Total estimate or appropriation.....		1,307,900		948,300		1,079,700
<b>BY PROJECTS OR FUNCTIONS</b>						
1. Office administration and technical services.....		\$127,379		\$126,175		\$100,734
2. United States Park Police.....		248,491		219,840		186,926
3. Maintenance, repair, and operation.....		937,775		854,211		813,307
4. Park improvements.....		11,000				
5. Advance planning for deferred projects.....		50,000				
6. Park roads.....		32,000		20,000		20,000
7. Maintenance and development of areas for District of Columbia Recreation Department.....		460,900		230,410		196,800
8. Equipment.....		25,000		9,150		13,708
9. Overtime pay.....				9,141		66,484
Grand total obligations.....		1,892,545		1,468,927		1,397,959
Adjustments (see objects schedule for detail).....		-584,645		-520,627		-318,259
Total estimate or appropriation.....		1,307,900		948,300		1,079,700



Statement of proposed expenditures for purchase, maintenance, repair, and operation of passenger-carrying vehicles for the fiscal year ending June 30, 1947

NATIONAL CAPITAL PARKS

Appropriation	Vehicles (motor unless otherwise indicated) to be purchased		Old vehicles to be exchanged		Net cost of vehicles to be purchased	Old vehicles still to be used	Total maintenance, repair, and operation, all vehicles	Public purpose and users
	Number	Gross cost	Number	Allowance (estimated)				
National Capital Parks, District of Columbia.						2	\$600	For use by officials and other personnel engaged in general park work. Cruisers for use of United States Park Police in scout and patrol work on park areas in the District of Columbia. Motorcycles for use of United States Park Police patrolling park areas in the District of Columbia.
Do.....	2	\$2,100	2	\$350	\$1,750	9	3,850	
Do.....	5	3,050	5	550	2,500	22	3,750	
Total.....	7	5,150	7	900	4,250	33	8,200	

NATIONAL CAPITAL PARK AND PLANNING COMMISSION

National Capital Park and Planning Commission, District of Columbia—

For all necessary expenses of the National Capital Park and Planning Commission except the acquisition of land as authorized by law (40 U. S. C. 71), including personal services in the District of Columbia; \$80 for deposit in the general fund of the Treasury for cost of penalty mail as required by section 2 of the Act of June 28, 1944 (Public Law 364); operation, maintenance, and repair of passenger-carrying vehicles; stenographic reporting service, by contract or otherwise, without regard to section 3709 of the Revised Statutes; printing and binding; and reference books, newspapers, and periodicals, **[\$48,200] \$58,000.** (Act of June 30, 1945, Public Law 105.)

Estimate 1947, \$58,000

Appropriated 1946, \$48,200

By objects	Obligations					
	Estimate, 1947		Estimate, 1946		Actual, 1945	
	Man-years	Total salary	Man-years	Total salary	Man-years	Total salary
<b>PERSONAL SERVICES, DEPARTMENTAL</b>						
Professional service:						
Grade 7. Range \$7,175 to \$8,225:						
Director of planning.....	1	\$7,569	1	\$7,438	1	\$6,493
Grade 6. Range \$6,230 to \$7,070:						
Secretary and administrative officer.....	1	6,913	1	6,808	1	6,000
Grade 4. Range \$4,300 to \$5,180:						
Landscape architect.....	1	5,180	1	5,125	1	4,400
City planner.....	1	4,850	1	4,740	1	4,000
Grade 3. Range \$3,640 to \$4,300:						
Associate engineer.....	1	4,300	1	4,273	1	3,675
Grade 2. Range \$2,980 to \$3,640:						
.....	1	3,503	1	3,393	1	2,875
Clerical, administrative, and fiscal service:						
Grade 8. Range \$3,310 to \$3,970:						
.....	1	3,833	1	3,723	1	3,173
Grade 5. Range \$2,320 to \$2,980:						
.....	1	2,705	1	2,595	1	2,150
Grade 4. Range \$2,100 to \$2,496:						
.....	1	2,166	1	2,100	0.4	834

By objects	Obligations					
	Estimate, 1947		Estimate, 1946		Actual, 1945	
	Man-years	Total salary	Man-years	Total salary	Man-years	Total salary
<b>PERSONAL SERVICES, DEPARTMENTAL—CON.</b>						
Subprofessional service:						
Grade 6. Range \$2,320 to \$2,980.....	3	\$8,230	3	\$7,923	3	\$6,575
Crafts, protective, and custodial service:						
Grade 3. Range \$1,572 to \$1,902.....	1	1,902	1	1,886	1	1,522
Total permanent, departmental.....	13	51,151	13	50,004	12.4	41,697
W. A. E. employment, departmental.....	0.1	1,800	0.1	1,800	0.1	1,481
Overtime pay, departmental.....				578		6,782
01 Personal services (net).....	13.1	52,951	13.1	52,382	12.5	49,970
<b>OTHER OBLIGATIONS</b>						
02 Travel.....		1,500		1,500		1,413
04 Communication services.....		530		500		539
Payment for penalty mail.....		80		80		30
06 Printing and binding.....		150				17
07 Other contractual services:						
Blue-printing, mimeographing, and photostating.....		800		800		360
Stenographic reporting service.....		1,500				1,461
Other miscellaneous contractual services.....		100		100		64
08 Supplies and materials.....		669		600		533
09 Equipment.....		320		320		106
Total other obligations.....		5,649		3,900		4,523
Grand total obligations.....		58,600		56,282		54,493
Reimbursements for services performed.....		-600		-600		-788
Net total obligations.....		58,000		55,682		53,705
Excess of obligations over appropriation due to Public Law 106.....				-7,482		
Estimated savings, unobligated balance.....						1,151
Total estimate or appropriation.....		58,000		48,200		54,856

Statement of proposed expenditures for purchase, maintenance, repair, and operation of passenger-carrying vehicles for the fiscal year ending June 30, 1947

NATIONAL CAPITAL PARK AND PLANNING COMMISSION

Appropriation	Vehicles (motor unless otherwise indicated) to be purchased		Old vehicles to be exchanged		Net cost of vehicles to be purchased	Old vehicles still to be used	Total maintenance, repair, and operation, all vehicles	Public purpose and users
	Number	Gross cost	Number	Allowance (estimated)				
National Capital Park and Planning Commission.						1	\$75	Used by members and staff of Commission for inspection trips in connection with acquisition of land and planning matters.

NATIONAL ZOOLOGICAL PARK

National Zoological Park, District of Columbia—

For all expenses necessary for the National Zoological Park, including personal services; erecting and repairing buildings; care and improvement of grounds; travel, including travel for the procurement of live specimens; purchase, care, and transportation of specimens; purchase of one [additional] passenger-carrying vehicle, and maintenance and operation of passenger-carrying vehicles; purchase and exchange of bicycles, motorcycles, with or without side cars for use of police; revolvers, and ammunition; purchase of uniforms and equipment for police, and uniforms for keepers, and assistant keepers; books and periodicals; and printing and binding; **[\$310,000] \$393,400**, no part of which sum shall be available for

architect's fees or compensation. (Act of June 30, 1945, Public Law 103.)

Estimate 1947, \$393,400

Appropriated 1946, \$310,000

By objects	Obligations					
	Estimate, 1947		Estimate, 1946		Actual, 1945	
	Man-years	Total salary	Man-years	Total salary	Man-years	Total salary
<b>PERSONAL SERVICES, DEPARTMENTAL</b>						
Professional service:						
Grade 7. Range \$7,175 to \$8,225:						
Director.....	1	\$7,962	1	\$7,897	1	\$7,000
Grade 6. Range \$6,230 to \$7,070:						
Assistant director.....	1	6,800	1	6,702	1	5,950



By objects	Obligations						By objects	Obligations					
	Estimate, 1947		Estimate, 1946		Actual, 1945			Estimate, 1947		Estimate, 1946		Actual, 1945	
<b>PERSONAL SERVICES, DEPARTMENTAL—COD.</b>													
Clerical, administrative, and fiscal service:													
Grade 8. Range \$3,310 to \$3,970	1	\$3,530	1	\$3,495	1	\$2,975	05 Rents and utility services	\$2,150	\$2,150		\$2,150		
Grade 7. Range \$2,980 to \$3,640	1	2,980	1	2,980	0.9	2,933	07 Other contractual services	400	400		385		
Grade 5. Range \$2,320 to \$2,980	1	2,650	1	2,650	1	2,200	08 Supplies and materials:						
Grade 4. Range \$2,100 to \$2,496	2	4,266	1.7	3,710	1	1,715	Coal and fuel oil	12,000	12,000		11,800		
Grade 3. Range \$1,902 to \$2,298	1	1,902	0.8	1,600	0.4	772	Gasoline and kerosene	1,200	800		705		
Subprofessional service:							Wearing apparel	1,550	1,550		1,500		
Grade 6. Range \$2,320 to \$2,980	1	2,320	0.5	1,160			Food	50,000	50,000		40,000		
Grade 2. Range \$1,572 to \$1,968	0.3	443	0.3	443	0.3	360	Sundry supplies	2,375	2,375		1,825		
Crafts, protective, and custodial service:							Materials, repairs to buildings	20,000	8,000		14,900		
Grade 10. Range \$2,980 to \$3,640	2	6,510	2	6,480	2	5,475	Materials, repairs to surfacings	4,800	4,800		220		
Grade 8. Range \$2,540 to \$3,200	4	10,820	3.7	10,185	3	6,900	Materials, repairs to machinery	1,000	1,000		680		
Grade 7. Range \$2,364 to \$2,870	6	14,722	4.3	10,528	5	10,380	Stationery, medicine, and miscellaneous supplies	355	355		160		
Grade 6. Range \$2,166 to \$2,562	32	71,754	24	54,158	21.3	40,765	09 Equipment:						
Grade 5. Range \$1,968 to \$2,364	32	65,952	30.9	63,580	28.4	47,170	Educational	10,000	10,000		10,885		
Grade 4. Range \$1,770 to \$2,166	10	19,425	10	17,970	7.7	11,670	Heating and electrical	250	250		0		
Grade 3. Range \$1,572 to \$1,902	25	39,940	16	25,752	8.9	13,230	Construction and repair	300	100		0		
Grade 2. Range \$1,440 to \$1,770	1	1,638	1	1,622	1	1,305	Transportation	5,100	5,200		3,600		
Total permanent, departmental	121.3	263,674	100.2	220,912	83.9	160,800	Cleaning and miscellaneous	470	470		105		
Temporary employment, departmental	5	7,176	5	7,176	4.2	5,531	10 Lands and structures	2,500	12,060		60		
Overtime pay, departmental				31,629		35,562	Total other obligations	120,550	117,610		94,384		
Night-work differential, departmental		2,000		1,730			Grand total obligations	393,400	379,057		296,277		
01 Personal services, (net)	126.3	272,850	105.2	261,447	88.1	201,893	Excess of obligations over appropriation due to Public Law 106		-69,057				
<b>OTHER OBLIGATIONS</b>													
02 Travel		2,000		2,000		1,120	Estimated savings, unobligated balance				38,374		
03 Transportation of things		2,500		2,500		2,700	Total estimate or appropriation	393,400	310,000		334,651		
04 Communication services		1,500		1,500		1,475							
Payment for penalty mail		100		100		14							

Statement of proposed expenditures for purchase, maintenance, repair, and operation of passenger-carrying vehicles for the fiscal year ending June 30, 1947

NATIONAL ZOOLOGICAL PARK

Appropriation	Vehicles (motor unless otherwise indicated) to be purchased		Old vehicles to be exchanged		Net cost of vehicles to be purchased	Old vehicles still to be used	Total maintenance, repair, and operation, all vehicles	Public purpose and users
	Number	Gross cost	Number	Allowance (estimated)				
National Zoological Park, District of Columbia.	1	\$1,050	1	\$150	\$900	1	\$225	New vehicle for official use of director and staff.

Judgments and Claims, General Fund, District of Columbia—

13 Refunds, awards, and indemnities: Obligations—1946, \$1,504.50; 1945, \$31,792.26.

Judgments and Claims, Highway Fund, District of Columbia—

13 Refunds, awards, and indemnities: Obligations—1945, \$5.

Total, District of Columbia, annual appropriations, general fund:

Estimate 1947, \$69,515,100      Appropriated 1946, \$57,426,964.50

Total, District of Columbia, annual appropriations, highway fund:

Estimate 1947, \$6,967,900      Appropriated 1946, \$5,402,000

Total, District of Columbia, annual appropriations, water fund:

Estimate 1947, \$5,022,000      Appropriated 1946, \$3,557,000

Total, District of Columbia, annual appropriations, all funds:

Estimate 1947, \$81,505,000      Appropriated 1946, \$66,385,964.50

SEC. 2. No part of any appropriation contained in this Act or authorized hereby to be expended shall be used to pay the compensation of any officer or employee of the Government of the United States, or of the District of Columbia unless such person is a citizen of the United States, or a person in the service of the United States or the District of Columbia on the date of the approval of this Act who being eligible for citizenship had theretofore filed a declaration of intention to become a citizen or who owes allegiance to the United States. This section shall not apply to citizens of the Commonwealth of the Philippines or nationals of those countries allied with the United States in the prosecution of the war effort.

SEC. 3. No part of any appropriation contained in this Act shall be used to pay the salary or wages of any person who advocates, or who is a member of an organization that advocates, the overthrow of the Government of the United States by force or violence: *Provided*, That for the purposes hereof an affidavit shall be considered prima facie evidence that the person making the affidavit does not advocate, and is not a member of an organization that advocates, the overthrow of the Government of the United States by force or violence: *Provided further*, That any person who advocates, or who is a member of an organization that advocates, the overthrow of the Government of the United States by force or violence and accepts employment the salary or wages for which are paid from any appropriation contained in this Act shall be guilty of a felony and, upon conviction, shall be fined not more than \$1,000 or imprisoned for not more than one year, or both: *Provided further*, That the above penalty clause shall be in addition to, and not in substitution for, any other provisions of existing law.

SEC. 4. Whenever in this Act an amount is specified within an appropriation for particular purposes or object of expenditure, such amount, unless otherwise specified, shall be considered as the maximum amount which may be expended for said purpose or object rather than an amount set apart exclusively therefor.

SEC. 5. The Commissioners are authorized, under available appropriations in this Act, to contract for stenographic reporting services without regard to section 3709 of the Revised Statutes.

SEC. 6. Work performed for repairs and improvements under appropriations contained in this Act may be by contract or otherwise, as determined by the Commissioners.

SEC. 7. In purchasing motor-propelled or animal-drawn vehicles or tractors, or road, agricultural, manufacturing, or laboratory equipment, or boats, or parts, accessories, tires, or equipment thereof, the Commissioners or their duly authorized representatives may exchange or sell similar items and apply the exchange allowances or proceeds of sales in such cases in whole or in part payment therefor.

SEC. 8. The Commissioners are hereby authorized in their discretion, to invest at any time in United States Government securities, with the approval of the Secretary of the Treasury, any part of the general fund, highway fund, water fund, or trust funds, of the District of Columbia, not needed to meet expenses during the current fiscal year, to deposit the interest accruing from such investment to the credit of the fund from which the investment was





**Temporary Aid to Enemy Aliens, Grants by Federal Security Agency, Social Security Board, District of Columbia—**

07 Other contractual services: Obligations—1945, \$3,478.

**Cooperative Vocational Education Allotments for Teacher Training, District of Columbia—**

**Cooperative Vocational Education Allotments for Trade and Industry, District of Columbia—**

**Cooperative Vocational Education Allotments for Home Economics, District of Columbia—**

**Cooperative Vocational Education Allotments for Distributive Occupations, District of Columbia—**

**Cooperative Vocational Education Allotments for Agriculture, District of Columbia—**

Established to care for funds allotted by the Office of Education, Federal Security Agency, to the District of Columbia, from annual appropriations for "Cooperative vocational education," to meet expenditures for salaries of teachers and supervisors of trade, home economics, distributive occupations, agriculture, and industrial subjects, for the preparation of teachers in these subjects, and for all other authorized expenses for cooperative vocational education. (*49 Stat. 1488-1490; 20 U. S. C. 15h-15p.*)

Estimate 1947, **\$64,600**                      Appropriated 1946, **\$67,900**  
 Revised 1946, **\$49,700**

By objects	Obligations		
	Estimate, 1947	Estimate, 1946	Actual, 1945
07 Other contractual services.....	\$64,600	\$49,391	\$48,000
Prior year funds available in 1945.....			-10,151
1945 funds available in 1946.....		-14,691	+14,691
1946 funds available in 1947.....	-15,000	+15,000	
1947 funds available in 1948.....	+15,000		
Total estimate or appropriation.....	64,600	49,700	52,540

**Vocational Education, Defense Workers, District of Columbia—**

By objects	Obligations		
	Estimate, 1947	Estimate, 1946	Actual, 1945
07 Other contractual services.....			\$134,446
Prior year funds available in 1945.....			-13,035
1945 funds available in 1946.....		-\$3,802	+3,802
Estimated savings, unobligated balance.....		3,802	
Total estimate or appropriation.....			125,213

**Public Health Work, Social Security Act, Grants by Public Health Service, District of Columbia—**

Represents grants made to the Commissioners of the District of Columbia by the Public Health Service, Federal Security Agency, for the carrying on of certain public-health work. (*49 Stat. 684, secs. 601, 602; 42 U. S. C. 801, 802.*)

Estimate 1947, **\$72,500**                      Appropriated 1946, **\$72,500**

By objects	Obligations		
	Estimate, 1947	Estimate, 1946	Actual, 1945
07 Other contractual services.....	\$72,500	\$75,410	\$70,991
Prior year funds available in 1945.....			-630
1945 funds available in 1946.....		-2,910	+2,910
Total estimate or appropriation.....	72,500	72,500	73,271

**Veneral Disease Control, Grants by Public Health Service, District of Columbia—**

Established to care for funds allotted by the Surgeon General of the Public Health Service to the District of Columbia from the appropriation, "Expenses, Division of Venereal Diseases, Public Health Service, 1939," to meet expenditures in establishing and maintaining adequate measures for the prevention, treatment, and control of venereal diseases (*52 Stat. 439*).

Appropriated 1946, **\$100,000**  
 Revised 1946, **\$75,000**

By objects	Obligations		
	Estimate, 1947	Estimate, 1946	Actual, 1945
07 Other contractual services.....		\$79,437	\$67,002
Prior year funds available in 1945.....			-2,839
19.5 funds available in 1946.....		-4,437	+4,437
Total estimate or appropriation.....		75,000	68,600

**Administrative Expenses, District Unemployment Compensation Board, Grants by Social Security Board, District of Columbia—**

Represents grants made to the Commissioners of the District of Columbia by the Social Security Board for administrative expenses, District Unemployment Compensation Board. (*49 Stat. 626; 42 U. S. C. 502; 57 Stat. 100.*)

Estimate 1947, **\$354,000**                      Appropriated 1946, **\$325,000**  
 Revised 1946, **\$354,000**

By objects	Obligations		
	Estimate, 1947	Estimate, 1946	Actual, 1945
07 Other contractual services.....	\$354,000	\$363,432	\$282,536
Prior year funds available in 1945.....			-353
1945 funds available in 1946.....		-9,432	+9,432
Total estimate or appropriation.....	354,000	354,000	291,615

**Aid to Dependent Children, Grants by Social Security Board, District of Columbia—**

Represents grants made to the Commissioners of the District of Columbia by the Social Security Board for aid to dependent children. (*49 Stat. 628; 42 U. S. C. 603.*)

Estimate 1947, **\$180,000**                      Appropriated 1946, **\$182,400**  
 Revised 1946, **\$150,000**

By objects	Obligations		
	Estimate, 1947	Estimate, 1946	Actual, 1945
07 Other contractual services.....	\$180,000	\$150,157	\$130,925
Prior year funds available in 1945.....			-2,879
1945 funds available in 1946.....		-157	+157
Total estimate or appropriation.....	180,000	150,000	128,203

**Aid to the Blind, Grants by Social Security Board, District of Columbia—**

Represents grants made to the Commissioners of the District of Columbia by the Social Security Board for aid to the blind. (*49 Stat. 645; 42 U. S. C. 1203; 49 Stat. 744.*)

Estimate 1947, **\$55,000**                      Appropriated 1946, **\$44,000**  
 Revised 1946, **\$50,000**

By objects	Obligations		
	Estimate, 1947	Estimate, 1946	Actual, 1945
12 Pensions, annuities, and insurance losses.....	\$55,000	\$50,241	\$49,513
Prior year funds available in 1945.....			-223
1945 funds available in 1946.....		-241	+241
Total estimate or appropriation.....	55,000	50,000	49,531

**Old-Age Assistance, Grants by Social Security Board, District of Columbia—**

Represents grants made to the Commissioners of the District of Columbia by the Social Security Board for old-age assistance. (*49 Stat. 620; 42 U. S. C. 111, sec. 303; 49 Stat. 747.*)

Estimate 1947, **\$675,000**                      Appropriated 1946, **\$485,000**  
 Revised 1946, **\$550,000**

By objects	Obligations		
	Estimate, 1947	Estimate, 1946	Actual, 1945
12 Pensions, annuities and insurance losses.....	\$675,000	\$551,351	\$464,374
Prior year funds available in 1945.....			-5,049
1945 funds available in 1946.....		-1,351	+1,351
Total estimate or appropriation.....	675,000	550,000	460,676

**Loans and Grants by Public Works Administration, District of Columbia—**

By objects	Obligations		
	Estimate, 1947	Estimate, 1946	Actual, 1945
10 Lands and structures.....			\$637
Prior year funds available in 1945.....			-8,234
1945 funds available in 1946.....		-8,476	+8,476
Estimated savings, unobligated balance.....		8,476	
Total estimate or appropriation.....			879

**Public Works, Loans by Federal Emergency Administration of Public Works, District of Columbia—**

By objects	Obligations		
	Estimate, 1947	Estimate, 1946	Actual, 1945
Prior year funds available in 1945.....			-\$79,387
1945 funds available in 1946.....		-\$79,387	+79,387
Estimated savings, unobligated balance.....		79,387	
Total estimate or appropriation.....			

**Defense Public Works, Equipment, Etc., Loans and Grants by Federal Works Agency, District of Columbia—**

These funds are derived from sums advanced to the Commissioners of the District of Columbia by the Federal Works Administration under the Act of December 20, 1941, for the acquisition, purchase, construction, establishment and development of defense public works and equipment. The Federal Works Administrator is to be repaid such proportions, as may be determined by the President, of moneys advanced under section 1 of this Act, in annual installments over a period not to exceed ten years with interest thereon beginning July 1, 1942, for the period of amortization, the first reimbursement to be made on July 1, 1943. (55 Stat. 847.)

Appropriated 1946, \$500,000  
Revised 1946, \$1,000,000

By objects	Obligations		
	Estimate, 1947	Estimate, 1946	Actual, 1945
10 Lands and structures.....		\$1,571,754	\$1,519,507
Prior year funds available in 1945.....			-7,021
1945 funds available in 1946.....		-571,754	+571,754
Total estimate or appropriation.....		1,000,000	2,084,240

**History of Registrants, Advances by Selective Service System, District of Columbia—**

Represents funds allotted to the District of Columbia from advances to the Social Security Board, Federal Security Agency, by the National Director of Selective Service for securing medical and social information concerning Selective Service registrants. (58 Stat. 544.)

Estimate 1947, \$1,000  
Appropriated 1946, \$0  
Revised 1946, \$1,000

By objects	Obligations		
	Estimate, 1947	Estimate, 1946	Actual, 1945
07 Other contractual services.....	\$1,500	\$2,038	
1945 funds available in 1946.....		-1,538	+\$1,538
1946 funds available in 1947.....	-500	+500	
Total estimate or appropriation.....	1,000	1,000	1,538

**Contributed Funds, War Food Administration, Penny Milk and Food Conservation Program, District of Columbia—**

Represents contributions by the Secretary of Agriculture, under clause (2) of section 32, as amended, of the Act entitled, "An Act to amend the Agricultural Adjustment Act, and for other purposes", to defray a portion of the cost of a school milk program. (49 Stat. 774.)

Estimate 1947, \$50,000  
Appropriated 1946, \$30,000  
Revised 1946, \$50,000

By objects	Obligations		
	Estimate, 1947	Estimate, 1946	Actual, 1945
08 Supplies and materials.....	\$50,000	\$49,304	\$27,144
Prior year funds available in 1945.....			-3,375
1945 funds available in 1946.....		-4,304	+4,304
1946 funds available in 1947.....	-5,000	+5,000	
1947 funds available in 1948.....	+5,000		
Total estimate or appropriation.....	50,000	50,000	28,073

**Child-Welfare Services, Social Security Act, Grants by Children's Bureau, District of Columbia—**

Represents grants made to the Commissioners of the District of Columbia by the Children's Bureau, Department of Labor, for child-welfare services. (49 Stat. 633; 42 U. S. C. 721.)

Estimate 1947, \$8,000  
Appropriated 1946, \$10,000  
Revised 1946, \$8,000

By objects	Obligations		
	Estimate, 1947	Estimate, 1946	Actual, 1945
07 Other contractual services.....	\$8,000	\$8,205	\$8,000
Prior year funds available in 1945.....			-292
1945 funds available in 1946.....		-205	+206
Total estimate or appropriation.....	8,000	8,000	7,913

**Maternal and Child-Health Service, Social Security Act, Grants by Children's Bureau, District of Columbia—**

Represents grants made to the Commissioners of the District of Columbia by the Children's Bureau, Department of Labor, for maternal and child-health services. (49 Stat. 629; 42 U. S. C. 702.)

Estimate 1947, \$70,000  
Appropriated 1946, \$80,000  
Revised 1946, \$70,000

By objects	Obligations		
	Estimate, 1947	Estimate, 1946	Actual, 1945
07 Other contractual services.....	\$70,000	\$74,450	\$66,424
Prior year funds available in 1945.....			-4,008
1945 funds available in 1946.....		-4,450	+4,450
Total estimate or appropriation.....	70,000	70,000	66,866

**Services for Crippled Children, Social Security Act, Grants by Children's Bureau, District of Columbia—**

Represents grants made to the Commissioners of the District of Columbia by the Children's Bureau, Department of Labor, for services for crippled children. (49 Stat. 631; 42 U. S. C. 712)

Estimate 1947, \$55,000  
Appropriated 1946, \$60,000  
Revised 1946, \$55,000

By objects	Obligations		
	Estimate, 1947	Estimate, 1946	Actual, 1945
07 Other contractual services.....	\$57,000	\$61,581	\$49,638
Prior year funds available in 1945.....			-2,616
1945 funds available in 1946.....		-8,581	+8,581
1946 funds available in 1947.....	-2,000	+2,000	
Total estimate or appropriation.....	55,000	55,000	55,603

**Emergency Maternity and Infant Care, Grants by Children's Bureau, District of Columbia—**

Represents grants made to Commissioners of the District of Columbia by the Children's Bureau, Department of Labor, to provide, in addition to similar services otherwise available, medical, nursing, and hospital maternity and infant care for wives and infants of enlisted men in the armed forces of the United States of the fourth, fifth, sixth or seventh grades. (Act of June 28, 1944, Public Law 373.)

Estimate 1947, \$150,000  
Appropriated 1946, \$350,000  
Revised 1946, \$275,000



---

---

PART III  
SPECIAL ANALYSES AND TABLES

---

The Government's Budget and the Nation's Budget  
Summary of Payments to and Receipts From the Public  
Federal Activities in Public Works  
The War Program  
Explanation of the Estimates of Receipts Under Existing Legislation



# THE GOVERNMENT'S BUDGET AND THE NATION'S BUDGET

[Current prices, in billions]

Line	Economic group	Calendar year 1944			Calendar year 1945			October-December 1945 (seasonally adjusted annual rates)		
		Receipts	Expenditures	Excess (+) deficit (-)	Receipts	Expenditures	Excess (+) deficit (-)	Receipts	Expenditures	Excess (+) deficit (-)
<b>CONSUMERS</b>										
Receipts:										
1	Income payments to individuals.....	\$156.8			\$160.1			\$154.9		
2	Less: Personal tax and nontax payments.....	19.4			21.2			19.7		
3	Add: Excess of personal tax payments over receipts from the public.....	-.3			-.3			.4		
4	Less: Net accrued discount on U. S. securities.....	.3			.3			.3		
5	Premiums paid for government insurance and other payments to trust accounts.....	1.8			2.6			2.8		
6	Adjustment for discrepancies.....	1.1			.7			.4		
7	Equals: Income after taxes.....	133.9			135.0			132.1		
Expenditures:										
8	Durable goods.....		\$6.7			\$7.2			\$8.0	
9	Nondurable goods.....		60.0			63.3			65.9	
10	Services.....		30.9			31.9			32.2	
11	Expenditures of military personnel abroad.....		.8			1.1			.8	
12	Total, consumers' expenditures.....		98.4			103.6			106.9	
13	Excess of receipts, savings (+).....			+\$35.5			+\$31.4			+\$25.2
<b>BUSINESS</b>										
Receipts:										
14	Net income of incorporated business, before taxes.....	\$24.9			\$21.0			\$14.0		
15	Less: Federal corporate tax liabilities.....	15.8			13.0			8.8		
16	Dividends.....	4.5			4.6			4.6		
17	Equals: Corporate savings.....	4.6			3.4			.6		
18	Add: Business reserves, depreciation, depletion, etc.....	9.3			10.0			10.3		
19	Postwar credits for excess profits tax refundable.....	.8			.8			.8		
20	Excess of business tax liabilities over receipts from the public.....	-.9			-1.8			-3.8		
21	Transfers to business by Federal Government.....	2.9			4.0			3.1		
22	Less: Renegotiation payments and capital transfers to Federal Government.....	2.6			2.9			1.6		
23	Adjustment for discrepancies.....	1.1			.7			.4		
24	Equals: Undistributed profits and reserves.....	13.0			12.8			9.0		
Expenditures:										
25	Construction.....		\$1.6			\$2.7			\$3.5	
26	Producers' durables.....		4.0			5.2			7.5	
27	Net change in inventories.....		-1.7			.5			4.0	
28	Total, domestic capital formation.....		3.9			8.4			15.0	
29	Net exports.....		-2.1			-.8			.9	
30	Total, private capital formation.....		1.8			7.6			15.9	
31	Excess of receipts (+) or capital formation (-).....			+\$11.2			+\$5.2			-\$6.9
<b>STATE AND LOCAL GOVERNMENT</b>										
32	Receipts: Receipts from the public, other than borrowing.....	\$10.2			\$10.4			\$10.7		
33	Expenditures: Payments to the public.....		\$8.4			\$8.8			\$8.9	
34	Excess of receipts (+) or expenditures (-).....			+\$1.8			+\$1.6			+\$1.8
<b>FEDERAL GOVERNMENT</b>										
35	Receipts: Receipts from the public, other than borrowing.....	\$47.7			\$49.5			\$44.3		
36	Expenditures: Payments to the public.....		\$96.2			\$87.7			\$64.4	
37	Excess of receipts (+) or expenditures (-).....			-\$48.5			-\$38.2			-\$20.1

## THE GOVERNMENT'S BUDGET AND THE NATION'S BUDGET—Continued

[Current prices, in billions]

Line	Economic group	Calendar year 1944			Calendar year 1945			October-December 1945 (seasonally adjusted annual rates)		
		Receipts	Expenditures	Excess (+) deficit (-)	Receipts	Expenditures	Excess (+) deficit (-)	Receipts	Expenditures	Excess (+) deficit (-)
	<b>ADJUSTMENT TO BE DEDUCTED FROM RECEIPTS AND EXPENDITURES</b>									
38	Transfer payments to business by governments.....	\$2.9	\$2.9		\$4.0	\$4.0		\$3.1	\$3.1	
39	Transfer payments to individuals by governments.....	5.3	5.3		8.1	8.1		11.9	11.9	
40	Less: Net accrued discount on U. S. securities.....	.3	.3		.3	.3		.3	.3	
41	Government contributions to retirement funds.....	.3	.3		.3	.3		.3	.3	
42	Interest paid by government corporations to U. S. Treasury.....	.1	.1		(1)	(1)		(1)	(1)	
43	Interest on trust fund investments.....	.3	.3		.3	.3		.3	.3	
44	Equals: Adjustment to be deducted.....	7.2	7.2		11.2	11.2		14.1	14.1	
	<b>TOTAL GROSS NATIONAL PRODUCT</b>									
45	Receipts.....	\$197.6			\$196.5			\$182.0		
46	Expenditures.....		\$197.6			\$196.5			\$182.0	
47	Balance.....			0			0			0

<sup>1</sup> Under \$50 million.

NOTE.—Detail will not necessarily add to totals because of rounding.

## Notes

The following notes explain the lines in the table insofar as they differ from the concepts used by the Department of Commerce, as explained in the Survey of Current Business for March 1943, or where fuller explanation is required than is given in the stubs of the table. The 1944 figures are based on official estimates made by the Department of Commerce. Figures for 1945 are preliminary.

<p>Line 4 Includes United States savings bonds and Treasury bills.</p> <p>5 Includes premiums paid for Government life insurance and national-service life insurance, interest on trust fund investments, and miscellaneous trust account receipts.</p> <p>6 The estimates of gross national product from the expenditure side and those obtained from the income side are conceptually identical but differ because of statistical imperfections. Following the practice of the Department of Commerce, the adjustment has been made on the income side of the table and has been taken into account by making equal deductions from consumers' income and business income (line 23).</p> <p>7 This differs from the Commerce concept of disposable income in that line 3 has been added to income payments and lines 4, 5, and 6 have been deducted from income payments.</p> <p>13 This differs from the Commerce concept. See note to line 7.</p> <p>15 This differs from the Commerce concept in that postwar credits for excess profits tax refundable in the postwar period are here included in Federal corporate tax liabilities.</p> <p>17 This differs from the Commerce concept because of the difference explained in the note to line 15.</p> <p>18 This agrees with Commerce concepts and includes: Depreciation and depletion charges, other business reserves; capital outlays charged to current expense; and inventory revaluation adjustment.</p> <p>21 Includes: Renegotiation of war contracts; purchase of existing assets; net receivables; capital transactions; reimbursable lend-lease; lend-lease silver exports; net loan transactions of Government corporations excluding investment in United States securities; and refunds excluding excess profits tax refund bonds.</p> <p>22 The renegotiation payments included here are made in discharge of previous liabilities and hence differ from the figures for renegotiation liabilities in line 21.</p> <p>23 See note to line 6.</p> <p>24 The Department of Commerce does not present a single figure for business receipts, but presents separately corporate savings and business reserves. Retained earnings of unincorporated business are not included in</p>	<p>Line undistributed profits and reserves of business since they are counted as consumers' savings.</p> <p>25 This agrees with the Department of Commerce procedure and includes residential building even when financed by individuals and used for private purposes.</p> <p>29 This differs from the Department of Commerce concept because War Department relief to other countries is included as a Government expenditure for goods and services and not as an export item. It follows the Commerce procedure in that reimbursable lend-lease and relief administered by UNRRA are included as export items.</p> <p>31 The figures for business receipts and business expenditures are not strictly comparable with each other because of the statistical imperfections noted in lines 24 and 25.</p> <p>32 Tax liabilities and nontax payments and contributions by the public to State and local social insurance funds are adjusted to a receipts basis. Intra-governmental and noncash transactions are excluded.</p> <p>33 Expenditures for goods and services as defined by the Department of Commerce are adjusted to a budgetary basis. Intra-governmental and noncash transactions are excluded.</p> <p>35-36 Receipts from the public, other than borrowing and payments to the public correspond to the concepts used in the Budget table of payments to and receipts from the public which is explained in appendix 1.</p> <p>38-44 These adjustments are made to reconcile this appendix with Commerce totals for gross national product.</p> <p>38 These items, included in business income (line 21) and in Government expenditures, are not regarded as payments made for current production and are therefore deducted from total receipts.</p> <p>39 This corresponds to the Commerce concept of transfer payments to individuals and includes: Pensions, relief payments, allowances to soldiers, mustering-out pay, etc. These items, included in consumers' income and in Government expenditures, are not regarded as payments made for goods and services currently produced and are therefore deducted from total receipts and expenditures.</p> <p>40-42 These items, included in the Commerce concept of gross national product have not been included elsewhere in the table.</p> <p>45-46 These totals correspond to the Commerce concept of gross national product.</p>
---	--



# SUMMARY OF PAYMENTS TO AND RECEIPTS FROM THE PUBLIC <sup>1</sup>

*Excluding major intragovernmental and noncash transactions*

*Based on existing and proposed legislation*

[For fiscal years 1947, 1946, and 1945. In millions]

Description	Estimated, 1947	Estimated, 1946	Actual, 1945
<b>PAYMENTS TO THE PUBLIC</b>			
<b>National defense:</b>			
General and special accounts.....	\$16,000	\$48,800	\$90,029
Checking accounts of Government corporations and credit agencies with the Treasurer of the United States (net).....	+ 1,000	200	472
Total, national defense.....	15,000	49,000	90,501
<b>Interest on the public debt.....</b>	3,842	3,727	2,821
<b>Refunds.....</b>	1,585	2,616	821
<b>Veterans pensions and benefits.....</b>	4,038	2,119	918
<b>International finance (including proposed legislation).....</b>	<sup>2</sup> 3,504	<sup>2</sup> 2,664	
<b>Other activities:</b>			
General and special accounts.....	3,871	3,553	2,230
Checking accounts of Government corporations and credit agencies with the Treasurer of the United States (net).....	1,140	21	+ 851
Trust accounts.....	2,646	3,103	+ 24
<b>Payments based on proposed legislation (excluding international finance).....</b>	1,500	250	
<b>Total, payments to the public.....</b>	<b>37,126</b>	<b>67,053</b>	<b>96,416</b>
<b>RECEIPTS FROM THE PUBLIC (INCLUDING BORROWING)</b>			
<b>Receipts other than borrowing:</b>			
General and special accounts:			
Direct taxes on individuals.....	12,874	15,845	19,789
Direct taxes on corporations.....	8,192	12,394	<sup>3</sup> 15,638
Employment taxes <sup>4</sup> .....	431	483	510
Excise taxes and customs.....	6,777	6,716	6,289
Miscellaneous receipts.....	3,052	2,945	3,360
Trust accounts <sup>4</sup> .....	3,386	4,288	4,984
<b>Total, receipts other than borrowing.....</b>	<b>34,712</b>	<b>42,671</b>	<b>50,570</b>
<b>Borrowing from the public (net):</b>			
Savings bonds and stamps.....			10,620
Treasury bonds.....			26,224
Short-term Treasury issues.....			14,175
Government corporation and credit agency obligations.....			<sup>5</sup> 1,553
Other obligations.....			148
Excess-profits tax collections refundable in postwar period <sup>6</sup> .....			761
<b>Total, borrowing from the public (net).....</b>	<b>+ 7,024</b>	<b>10,598</b>	<b>50,375</b>
<b>Total, receipts from the public (including borrowing) <sup>6</sup>.....</b>	<b>27,688</b>	<b>53,269</b>	<b>100,945</b>

<sup>1</sup> Excess of receipts over payments.

<sup>2</sup> Excess of redemptions over borrowings.

<sup>3</sup> This table is explained in appendix 1.

<sup>4</sup> Includes cash payments of the Export-Import Bank, from the Exchange Stabilization Fund, and against the proposed line of credit to the United Kingdom.

<sup>5</sup> Excludes refundable excess-profits taxes.

<sup>6</sup> Net appropriation to Federal old-age and survivors insurance trust fund excluded from employment taxes, but included as trust account receipt.

<sup>7</sup> Estimated liability to refund, irrespective of whether bonds have been issued.

<sup>8</sup> Difference between payments to and receipts from the public is accounted for by a corresponding change in the Treasury cash balance and the Exchange Stabilization Fund.



## FEDERAL ACTIVITIES IN PUBLIC WORKS

### INTRODUCTION

This section of part III of the Budget document presents an analysis of the public works activities of the Federal Government. The detailed estimates for these activities are included in part II under the agency responsible for the activity, but the various parts of the public works program have been brought together here to give a more complete presentation of the capital improvements in which there is Federal participation. Such activities are reflected in the annual Budget through (1) appropriations for direct Federal construction and for loans and grants for non-Federal construction, (2) loan authorizations for non-Federal construction, and (3) construction outlays by Government corporations.

In previous Budgets, the general public works section carried in part II included only general and special account appropriation items which were predominantly public works in character. While Federal highway grants were included, no Federal loan programs were contained in the section. Furthermore, emergency outlays, including Federal grants under the Public Works Administration, national defense construction, and outlays of most Government corporations for public works were excluded.

In contrast, this section includes Federal outlays for both defense and civil public works, whether through direct construction or through loans or grants. Where readily available, information is also given on public works expenditures of Government corporations.

For purposes of this section, the term "public works" is defined as construction of public character, for governmental or community service, built at public cost. "Construction" is defined as the design and production of fixed works and structures, or substantial alterations to land, involving either the provision of new works or major additions, alterations and replacements of existing work. Appropriation items for maintenance and repair of existing works are not included in this section. In those public works appropriation items containing large amounts for maintenance, the maintenance portion has been excluded. Land improvements which do not involve major structures or substantial land alterations are excluded from the scope of this definition. Where land acquisition costs are included as part of a construction appropriation, such costs are included, as it was not practicable, in preparing this section, to segregate such land acquisition costs from the costs of construction.

Through the grouping in this section of all major items involving the planning and construction of public works, it is intended to present a more complete description of the public works activities of the Federal Government. The following discussion describes the over-all Federal public works program for fiscal year 1947, the individual programs by major purposes, and the individual agency programs. The tabulation which follows the discussion presents appropriations and obligations for planning and construction of public works, by appropriation title or subappropriation category, for fiscal years 1945, 1946, and 1947.

### 1. TOTAL FEDERAL PROGRAM

The total public works program as recommended in this Budget is largely a civil works program, public construction for defense purposes becoming once more a minor part of the whole.

Federal expenditures for defense and civil public works through direct construction, through loans and grants and by Government corporations, are estimated to reach \$1,740,000,000 during fiscal year 1947, compared with estimated expenditures of \$1,962,000,000 during fiscal year 1946 and \$1,978,000,000 in fiscal year 1945, as shown below:

[In millions of dollars]

	Estimated, 1947	Estimated, 1946	Actual, 1945
National defense construction, continental United States <sup>1</sup> .....	387.0	1,038.0	1,683.0
Civil public works .....	1,353.1	923.9	294.8
<b>Total</b> .....	<b>1,740.1</b>	<b>1,961.9</b>	<b>1,977.8</b>

<sup>1</sup> Excludes expenditures by the War Department for the Manhattan District project.

Federal expenditures for national defense construction reached a peak in fiscal year 1943, and decreased rapidly in later years. For fiscal year 1946, national defense expenditures continue at a high rate because of substantial payments for work put in place during previous fiscal years. The decline in defense construction expenditures in fiscal year 1947 will be partially offset by the increase of peacetime civil public works.

#### CIVIL PUBLIC WORKS

During the war, construction of civil works has been held to a minimum consistent with the public health and safety and the furtherance of the war program. The expenditure of \$295,000,000 for civil works during fiscal year 1945 reflects the relatively low level of such work as compared with prewar years when expenditures for regular Federal projects, exclusive of relief programs, averaged over \$700,000,000 annually. During fiscal year 1946, Federal civil works expenditures are estimated to rise to \$924,000,000, and in fiscal year 1947 a further substantial increase is estimated, to a total of \$1,353,000,000.

This 1947 civil works program will be considerably larger than the average prewar Federal program because of the need for completion of suspended projects and for provision of additional facilities resulting from the halting of projects in process and the reduction of new civil construction during the war. Moreover, existing programs have been greatly expanded by congressional authorization. These include programs for highways, rural electrification, veterans hospitals, flood control, and reclamation. The 1947 program, however, has been restricted to those projects which will contribute toward reconversion and stimulation of private industry and which will return the greatest economic and social benefits.

The expenditure estimates given above must be considered as tentative at this time, as the progress of Federal civil works during the last 6 months of fiscal year 1946 and during fiscal year 1947 will depend to a great extent upon the availability of materials and manpower and the level of material and labor costs and contractors'

bids. If the construction industry is reasonably successful in early 1946 in reconverting to civilian construction, Federal public works expenditures could approach the estimates as shown above.

Programs undertaken during fiscal year 1947 will commit the Federal Government to estimated additional expenditures of \$3,000,000,000 in later years to complete projects or programs being carried on during 1947. This estimate includes Federal-aid highway commitments and completion of flood control and reclamation projects, but is exclusive of presently authorized projects and programs for which appropriations may be recommended in future years.

The following tabulation shows actual civil works expenditures for the major construction agencies for fiscal year 1945, together with estimated expenditures for fiscal years 1946 and 1947.

*Federal civil public works expenditures*

[In millions of dollars]

Agency	Estimated, 1947	Estimated, 1946	Actual, 1945
Tennessee Valley Authority.....	38.7	30.4	42.3
Veterans Administration.....	130.0	55.0	15.8
Public Roads Administration.....	261.0	135.8	41.5
Public Buildings Administration.....	9.8	6.3	2.2
National Housing Agency.....	90.0	100.0	-----
Forest Service.....	34.0	10.0	7.3
Rural Electrification Administration.....	241.0	156.0	39.9
Civil Aeronautics Administration.....	27.4	33.1	6.4
Bonneville Power Administration.....	14.8	12.0	5.2
Southwestern Power Administration.....	16.0	-----	-----
Bureau of Indian Affairs.....	5.4	1.0	.5
Bureau of Reclamation.....	156.9	116.3	37.2
National Park Service.....	18.3	1.1	.3
International Boundary and Water Commission, United States and Mexico.....	6.6	.9	.4
Corps of Engineers.....	200.5	159.6	67.6
The Panama Canal.....	5.2	7.8	3.5
Reconstruction Finance Corporation.....	60.0	26.0	1.5
All other.....	37.5	72.6	23.2
Total.....	1,353.1	923.9	294.8

*Appropriations.*—The amounts appropriated for fiscal years 1945 and 1946 reflected the wartime curb on Federal construction. Appropriations for civil works totaled \$165,900,000, and loan authorizations, \$25,000,000 for fiscal year 1945; for fiscal year 1946 appropriations in the regular annual appropriation acts increased to \$277,100,000, and loan authorizations to \$200,000,000. When Japan surrendered in August 1945, Federal construction agencies had available only some \$650,000,000, including funds carried over from previous years, for prosecution of civil public works in fiscal year 1946. This amount was insufficient to permit resumption of public works activity at a rate consistent with urgent needs.

Accordingly, the Congress, acting upon the President's recommendations, appropriated additional funds totaling \$406,000,000 for planning and construction of civil public works and \$191,900,000 for construction of temporary housing for veterans for fiscal year 1946, increasing total appropriations for the year to \$875,000,000. For fiscal year 1947, appropriations totaling \$977,000,000, and loan authorizations totaling \$250,000,000 are recommended for civil public works. Of this total, \$693,000,000 are for direct Federal planning and construction and \$534,000,000 are for Federal loans and grants to non-Federal agencies.

Such appropriations are considered to be adequate to resume certain Federal programs deferred during the war, and to carry forward, in an orderly manner and at an economic rate, the projects and programs initiated with supplemental appropriations during fiscal year 1946. These 1947 appropriations, however, are proposed only

for carrying out programs already authorized. Congress is now considering legislation for construction of airports, hospitals, facilities for pollution control, Federal buildings, and educational and recreational facilities. Authorization of any of these programs by the Congress would require additional appropriations to enable undertaking of such programs.

SURVEYS AND DETAILED PLANS

*Surveys.*—Recommended appropriations for preliminary surveys and investigations for Federal public works total \$24,500,500 in fiscal year 1947. This compares with \$19,306,735 for preliminary surveys for fiscal year 1946. These appropriations are not included in the appropriations for construction discussed above, as the funds are used for investigations for determining the need and feasibility of construction projects rather than for preparation of construction plans and specifications. These funds will enable the Federal construction agencies to accelerate to some extent the preliminary studies required to develop economically sound and socially desirable projects for undertaking in later years, in accordance with the policy expressed by the President of preparing plans now for future public works.

*Detailed plans.*—Funds which have been appropriated for fiscal year 1946 for preparation of detailed construction plans for direct Federal projects total \$27,423,134. Recommended appropriations for fiscal year 1947 for this purpose total \$24,887,985. These funds are included in the totals of appropriations for construction discussed above.

In addition to appropriations made specifically for detailed plans, Federal agencies have substantial funds available from construction appropriations to apply toward preparing detailed plans for projects. This will permit some further acceleration of planning, but additional steps will be necessary during the coming year to bring planning activities to a level that will assure an adequate reserve of planned projects.

The following tabulation summarizes the major appropriations made for detailed planning of direct Federal construction:

*Appropriations for detailed plans, Federal public works*

Agency	Recommended, 1947	Actual, 1946
Bonneville Power Administration.....	\$301,000	\$1,160,000
Southwestern Power Administration.....	500,000	-----
Bureau of Indian Affairs.....	420,000	-----
Bureau of Reclamation.....	7,500,000	6,439,059
National Park Service.....	2,613,385	107,500
Fish and Wildlife Service.....	139,000	-----
Corps of Engineers.....	12,815,000	16,435,000
Other.....	599,600	3,281,575
Total.....	24,887,985	27,423,134

Appropriations totaling \$30,000,000 were made for fiscal year 1946 for advances to State and local governments for preparation of detailed plans for public works. Additional appropriations would be required to continue this activity through fiscal year 1947.

2. PROGRAMS BY MAJOR PURPOSES

Federal construction activities are directed toward five broad purposes: Resource conservation and development (including land development, water control and utilization, and power development), transportation,



housing, community and welfare services, and Government administration. The following paragraphs give a brief description of the major purposes to be served by Federal capital improvements, with emphasis upon the function rather than on the agency or agencies responsible for carrying out the program.

#### RESOURCE CONSERVATION AND DEVELOPMENT

The Federal construction program for development of natural resources will be resumed during the second half of fiscal year 1946 and in fiscal year 1947, after having been greatly curtailed during the war years. Congress has appropriated \$183,000,000 in supplemental funds for fiscal year 1946 and an additional \$652,000,000 are recommended to be made available in fiscal year 1947. In addition to completing a large number of projects which had been halted during the war, these funds will permit some expansion of urgently needed programs and preliminary work on a number of key projects in region-wide development programs. Expenditures for resource conservation and development are estimated at \$451,900,000 for fiscal year 1946 and \$652,800,000 for fiscal year 1947.

Control and use of water is a major activity in resource conservation and development. It involves multiple-purpose structures to control flood waters, provide water for irrigation, aid navigation, and to convert the energy of falling water into electric power for industrial and domestic uses. Different types of these capital improvements receive varying degrees of emphasis in different parts of the Nation. In the Western States irrigation is of primary importance, although most structures which impound waters for irrigation also restrict the flow of flood waters. In the Eastern and Southern States, control of stream flow to prevent flood damage and aid navigation is of greater importance. In most cases where dams are constructed to impound water, electric power is a useful byproduct. Forest development and soil conservation aid in the control and use of water by retarding run-off and by decreasing erosion and consequent siltation of streams.

The program which is presented here for fiscal year 1947 includes large multiple-purpose projects in most of the principal river valleys of the Nation. Some of these projects are key parts of regional or basin-wide developments. Although the forms of organization required for these developments have not, in all cases, been determined, these projects will fit into any type of regional development program which may be established. Of particular importance are the projects in the Central Valley of California and the Arkansas, Colorado, Rio Grande, Columbia, and Missouri River valleys west of the Mississippi River, and the Alabama-Coosa, Connecticut, Cumberland, Ohio, Roanoke, and Savannah River valleys in the East. The three principal Federal agencies engaged in constructing major water development projects are the Bureau of Reclamation, the Corps of Engineers, and the Tennessee Valley Authority. Capital improvement programs for upstream flood control work will be carried out during fiscal year 1947 in a few critical areas throughout the country by the Forest Service and the Soil Conservation Service.

Capital outlays for power development are intimately associated with the undertaking of large multiple-purpose river development projects. It is proposed during fiscal years 1946 and 1947 to install additional power generating units in a number of existing multiple-purpose dams. In addition, many of the larger dams programed for undertaking in fiscal year 1947 will contain power features.

In some cases, turbines and generator units will be installed immediately upon completion of the dams; in other cases, penstocks will be installed in order that power units may be added to the projects as required in later years. Power developments are proposed for construction by the Bureau of Reclamation, Corps of Engineers, and the Tennessee Valley Authority.

Power transmission and distribution facilities will continue to be required in fiscal year 1947 for the marketing of power developed, as an incident to other purposes, at Federal multiple-purpose developments. Construction of additional transmission and distribution facilities estimated to cost \$53,500,000, are programed for fiscal year 1947 to enable Federal agencies to market power formerly used for war purposes to public bodies, cooperatives and other peacetime industrial users. Such facilities are proposed for construction by the Department of the Interior through the Bonneville Power Administration, the Southwestern Power Administration, and the Bureau of Reclamation, and by the Tennessee Valley Authority.

Federal assistance for rural electrification is proposed to be expanded in fiscal year 1947 to make available \$250,000,000 for loans to local cooperatives and public bodies for extension of distribution lines to rural areas. A total of \$200,000,000 of loan funds has been made available for fiscal year 1946. This program is under jurisdiction of the Rural Electrification Administration. Expenditures for such lines are estimated at \$156,000,000 for fiscal year 1946 and \$241,000,000 for fiscal year 1947.

The 1947 estimates propose a resumption of the construction program for forest, park, and wildlife developments, which were almost entirely suspended during the war. The forest program involves construction of development roads and trails and structures in national forest areas and on other public lands. This program is carried out by the Forest Service and the land development agencies of the Department of the Interior including the Bureau of Indian Affairs, the National Park Service, and the Fish and Wildlife Service. Park development includes construction of roads and trails and structures in the national parks and other areas under jurisdiction of the National Park Service. Capital improvements for fish and wildlife development are undertaken at Federal fish hatcheries and on wildlife refuges, largely by the Fish and Wildlife Service.

Improvement programs of a nonstructural nature, such as reforestation, forest protection and improvement, and soil conservation, while highly important parts of resource conservation and development, are not covered by this analysis which is limited to construction programs.

Although the volume of capital improvements for resource conservation and development is being stepped up in fiscal year 1947, planning for future programs is not being neglected. For fiscal year 1947, \$21,900,000 is recommended for preliminary surveys, and \$17,286,000 is recommended for preparation of detailed plans for resource conservation and development projects.

#### TRANSPORTATION

Federal outlays for construction of transportation facilities will be greatly expanded during fiscal year 1947, after the relatively low level of activity during the war years. For fiscal year 1947, \$424,500,000 is recommended to be appropriated for transportation facilities, as compared with the \$166,900,000 for fiscal year 1946. Expenditures for fiscal year 1947 are estimated at \$415,500,000 as compared with \$298,400,000 for fiscal year 1946. The principal transportation program of the Federal Government is for grants-in-aid for highway con-

struction by non-Federal agencies. The road program was largely directed during the war toward improvement of strategic defense highways and access roads to critical raw materials; construction of new highways and improvement of existing highways not related to defense need were largely deferred during the war. The 1947 program is based upon the full-scale resumption of the Federal-aid program at a level to reach \$500,000,000 per year of Federal grants as soon as practicable. In addition to grants-in-aid for highway construction which are handled by the Public Roads Administration, the Federal Government also constructs major highways through the national forests, builds and maintains roads in Alaska and participates in construction of the Inter-American Highway. Funds are recommended in the 1947 Budget for these purposes.

Capital improvements for air transportation are also being recommended for fiscal year 1947. During the war, the Federal Government expanded airport facilities throughout the country, both through construction of Army and Navy airports and through provision of defense airports in cooperation with local communities. These programs are now being brought to a close, and the Federal program recommended in the 1947 Budget is limited to improvement of the Federal airways system. Should Congress approve the postwar Federal aid airport program now pending, the Federal Government would greatly increase its peacetime capital improvement outlays for air transportation.

Federal construction of navigation improvements was almost entirely halted during the war, except for a few river and harbor projects needed for the national defense. This program is being resumed on a small scale with \$35,600,000 appropriated for fiscal year 1946. For fiscal year 1947, an additional \$55,700,000 of appropriations is being recommended for new river and harbor construction, to be undertaken by the Corps of Engineers.

#### HOUSING

Federal participation in assisting and stimulating housing construction includes direct Federal construction of war housing, subsidies for low-rent housing, and Federal assistance through loan guarantees and indirect financing of home loan agencies. During the war, the Federal Government has engaged in a large program of construction of defense housing in areas where critical housing shortages existed. After VJ-day, this program was halted and no new construction was undertaken. In order to alleviate the critical housing shortage for veterans, however, the Congress appropriated \$191,900,000 of supplemental funds for fiscal year 1946 to the National Housing Agency for conversion of defense housing into temporary housing for veterans.

The Federal Government has certain commitments outstanding with local housing authorities to provide loan funds for low-rent housing under the United States Housing Act of 1937. However, further Federal participation in housing programs is dependent upon the passage of additional housing legislation now pending in the Congress.

#### COMMUNITY AND WELFARE SERVICES

Federal capital outlays for community and welfare services include structures of a widely varying nature, such as hospitals, schools, and penal institutions. The bulk of the program in this classification for fiscal year 1947 is for veterans hospitals for which appropriations of \$147,000,000 of the total of \$160,000,000 are recom-

mended. These veterans hospitals are urgently needed to care for the great increase in the number of veterans requiring hospital attention and rest-home services. Expenditures for veterans hospitals in fiscal year 1946 are estimated at \$55,000,000; in fiscal year 1947, \$130,000,000.

The remainder of the program in this category is limited for the present to community services, education, health, and penal purposes in which there is a special Federal interest, such as for Indians, Howard University, Panama Canal, Federal prisons, and the Virgin Islands. For fiscal year 1947, \$13,000,000 is recommended to be appropriated for buildings and facilities for these purposes. Very little construction work was undertaken for any of these purposes during the war, and there is now an urgent need for additional construction in these fields. Expenditures in fiscal year 1947 are estimated to reach \$55,000,000, including expenditures under loans made by the Reconstruction Finance Corporation to public agencies.

Additional expenditures for community and welfare services are contingent upon enactment of legislation by the Congress providing for Federal loans and grants for construction of hospitals and health centers, educational facilities, and stream-pollution control facilities.

#### GOVERNMENT ADMINISTRATION

In this grouping are included buildings and facilities for Government administration, research, and miscellaneous purposes. During the war, construction of permanent office buildings has been deferred, although there was a considerable amount of construction of research buildings, chiefly from national defense funds. For fiscal year 1947 total appropriations of \$14,000,000 for structures for Government administration are recommended. These structures include research facilities for the Bureau of Mines and the National Advisory Committee for Aeronautics, foreign service buildings, and major additions to public buildings. Expenditures for such facilities for fiscal year 1947 are estimated at \$24,700,000. No appropriations are recommended in fiscal year 1947 for construction of new Federal public buildings by the Public Buildings Administration, as the future public buildings program is dependent upon action by the Congress on legislation now pending.

#### 3. AGENCY PROGRAMS

Federal activities in public works are carried out by various agencies of the Federal Government which have, in general, a responsibility for the function which is to be served by the construction program. The following paragraphs describe briefly the construction activity of each agency, identifying it with the agency's functional responsibility, and relating the activity to the appropriation recommendations for fiscal year 1947.

#### INDEPENDENT OFFICES

##### NATIONAL ADVISORY COMMITTEE FOR AERONAUTICS

Public works appropriations of the National Advisory Committee for Aeronautics provide the funds necessary to build and initially equip laboratory facilities at the three research laboratories operated by the Committee. These laboratories are the Langley Memorial Aeronautical Laboratory, Langley Field, Va.; Ames Aeronautical Laboratory, Moffett Field, Calif.; and Aircraft Engine Research Laboratory, Cleveland, Ohio. Of the total appropriation of \$3,098,000 recommended for fiscal year 1947, \$2,990,000 is for modifications to wind tunnels and

for electric power equipment at Langley Field; the remaining \$108,000 is for construction of a fuels laboratory at Cleveland.

#### TENNESSEE VALLEY AUTHORITY

For fiscal year 1947 an estimated \$42,329,000 is required for construction and acquisition of capital assets by the Tennessee Valley Authority. For this program, \$28,791,000 is tentatively estimated to be required from new appropriations, and an estimated \$13,538,000 would be provided from the corporate funds which are composed of the receipts of the Tennessee Valley Authority. These estimates are tentative because the 1947 budget programs of Government corporations, including the Tennessee Valley Authority, have not yet been prepared, but will be transmitted to the Congress in the spring as a supplement to the regular Budget.

#### VETERANS ADMINISTRATION

Beginning in fiscal year 1946, the Veterans Administration greatly accelerated its program of hospital construction to provide additional facilities for the increasing number of veterans requiring hospital and rest home care. For fiscal year 1946, a total of \$242,820,000 has been appropriated for construction of new hospitals, and additions to existing hospitals to provide a total of 29,445 additional beds. Of the appropriation of \$147,442,500 recommended for fiscal year 1947, \$127,668,000 is earmarked for construction of additional facilities providing 13,422 hospital beds. The remaining \$19,774,500 is to begin a 3-year program of major alterations, repairs, and reconditioning at existing veterans facilities. The alteration program is required for undertaking urgent maintenance work deferred during the war and for extensions and enlargements of related service facilities, such as quarters for personnel and recreational facilities, made necessary because of revisions in standards and increases in capacity at the hospitals.

Construction of veterans hospital facilities will be a continuing program for the next several years. Appropriations for 1946 and 1947 will total \$390,262,500, as compared with a total authorization of \$500,000,000 for veterans hospital construction contained in the War Mobilization and Reconversion Act of 1944.

#### FEDERAL SECURITY AGENCY

##### COLUMBIA INSTITUTION FOR THE DEAF

The recommended appropriation of \$7,500 is for plans and specifications for construction of buildings and facilities, under the supervision of the Public Buildings Administration.

##### HOWARD UNIVERSITY

The 1947 Budget recommends funds for beginning a program of new building construction at Howard University. A total of \$154,800 is recommended for plans and specifications for three men's dormitories, administration building, law building, biology building, and greenhouse, and alterations to the science building. In addition, \$3,017,000 is recommended for construction of an engineering building, women's dormitory units, auditorium and fine arts building, and a dental building, under the construction supervision of the Public Buildings Administration. Funds for detailed plans for the buildings were appropriated in fiscal year 1946.

#### FEDERAL WORKS AGENCY

##### PUBLIC BUILDINGS ADMINISTRATION

Recommended appropriations for the Public Buildings Administration for fiscal year 1947 make no provision for new public building construction. However, \$1,500,000 is recommended for major repairs and improvements to public buildings in and near the District of Columbia. During fiscal year 1947, this agency expects to obligate \$6,100,000 for construction purposes, largely from funds available from previous years. Additional appropriations for the planning and construction of Federal public buildings are contingent upon Congressional action on legislation now pending which would authorize an over-all program of Federal building construction.

##### PUBLIC ROADS ADMINISTRATION

Appropriations totalling \$305,838,792 are recommended for fiscal year 1947 for highway development including the Federal-aid highway program carried on through State highway departments. The recommended appropriations are required to liquidate obligations incurred under the authority of previously approved contract authorizations.

The funds provided for in the 1947 estimates will permit the Public Roads Administration to proceed with an expanded peacetime highway construction program. The agency's program was restricted during the war to those projects which were necessary for war purposes. Furthermore, State highway departments were unable to carry on their normal reconstruction and maintenance work during the war. An expanded highway program is necessary to restore and improve the Nation-wide highway systems that have fallen into disrepair during the war.

A total of \$175,000,000 of appropriations is recommended for fiscal year 1947 for Federal-aid postwar highways authorized in the Federal-aid Highway Act of 1944; for fiscal year 1946, an initial appropriation of \$25,000,000 has been made available to start this program. The apportionment of the first postwar fiscal year authorization of \$500,000,000 was made January 6, 1945; the Congress on October 2, 1945, released the full amount of this authorization for construction and provided that for the purpose of the Federal-aid Highway Act of 1944, the first postwar fiscal year would be the fiscal year ending June 30, 1946. Programs under this authorization have been submitted providing for the improvement of 7,575 miles of highway.

An additional \$108,000,000 is recommended for fiscal year 1947 to meet cash requirements of the regular Federal-aid highway and grade-crossing programs authorized before the war. These programs include projects deferred because of the war and urgent improvements to the strategic highway network carried on during the war. The deferred projects provide for the improvement of 1,600 miles of highway, the construction of 45 highway-railway grade-crossing separations and the installation of protective devices at 50 crossings. The active program provides for the improvement of 1,400 miles of highway, the construction of 51 highway-railway grade-crossing separations, and the protection of 91 highway-railway crossings.

Appropriations totalling \$17,838,792 are recommended for fiscal year 1947 for the strategic highway network and access roads programs, in order to pay the Federal share of the cost incurred by the States in completing the defense highway program authorized by the Defense Highway Act of 1941.

The United States is participating, through the Public Roads Administration, in the improvement of the Inter-

American Highway from the southern border of Mexico to Panama City, a distance of 1,586 miles. Although only about 450 miles of this section have been paved, 800 miles of the unpaved portion are open to traffic the year around, while 160 miles are impassable in wet weather, and about 176 miles are impassable to traffic. During the past year work has gone forward on grading the unimproved sections of the highway, on widening narrow sections, bridge building, and on surveys for future work. An appropriation of \$5,000,000 is recommended for fiscal year 1947 to carry on the work on this project.

#### BUREAU OF COMMUNITY FACILITIES

This unit of the Federal Works Agency is responsible for completing the war public works program of community facilities required during the war; the public works advance planning program authorized by the Congress in title V of the War Mobilization and Reconversion Act of 1944; and a program of public works construction in the Virgin Islands. For the war public works program no new appropriations are recommended for fiscal year 1947, as all new commitments for this purpose ceased after the surrender of Japan.

For public works advance planning \$30,000,000 was appropriated during fiscal year 1946, these funds to be used for advances to State and local governments to prepare detailed plans and specifications for needed and worthwhile public works. No new appropriations are recommended for fiscal year 1947, but supplemental requests will be made as additional funds are required to carry out the President's program of providing a sizable reserve of public works projects planned and ready for construction.

An appropriation of \$2,000,000 is recommended for construction, by the Bureau of Community Facilities, of public works projects in the Virgin Islands. A total of \$1,366,210 was appropriated for this purpose in fiscal year 1946. These funds represent about one-third of the total authorized program, costing \$10,028,420, of specific public works projects on the islands of St. Croix, St. Thomas, and St. John, to assist in the internal development of the islands, and to provide necessary services for the inhabitants. Included in the program are hospitals, sanitation and malaria control works, sewerage and water supply systems, facilities for fire protection, schools, roads, public buildings, prisons, recreation and communication facilities, abattoirs, and public markets.

#### NATIONAL HOUSING AGENCY

During the war the National Housing Agency, through its constituent unit, the Federal Public Housing Authority, has engaged in a construction program to provide housing for in-migrant war workers. This program was substantially completed before the surrender of Japan; hence, no new appropriations were made for the fiscal year 1946. Operations during fiscal year 1946 have consisted largely of completing those projects which were in an advanced stage of construction. The agency is now turning its attention to the problem of disposing of the war housing units.

In the meantime the National Housing Agency has been directed by Congress to make the war housing accommodations available for use as temporary housing for families of servicemen and veterans. An appropriation of \$191,900,000 has been made for dismantling and moving war housing buildings to locations where required by veterans. Under this appropriation, the National Housing Agency

will furnish approximately 100,000 dwelling accommodations to educational institutions, State and local public agencies, and nonprofit organizations, the housing to be erected on sites acquired and supplied by these agencies.

In addition to the direct construction mentioned above, the Federal Public Housing Authority will reactivate locally owned low-rent projects, for which loan contracts and commitments were made before the war. The outstanding commitments for these projects amount to about \$100,000,000.

#### DEPARTMENT OF AGRICULTURE

##### OFFICE OF EXPERIMENT STATIONS

An appropriation of \$56,000 is recommended for construction of seven buildings at the Federal Experiment Station, Puerto Rico.

##### BUREAU OF ANIMAL INDUSTRY

For fiscal year 1947 appropriations are recommended for construction of a poultry research building, at a cost of \$30,000, and enlargement of the Zoological laboratory building, at a cost of \$75,000, at the Agricultural Research Center, Beltsville, Md.

##### FOREST SERVICE

The 1947 Budget recommends the resumption of the forest highways, roads, and trails program which was virtually suspended during the war years. For forest highways, \$23,714,222 is recommended to be appropriated for fiscal year 1947, as compared with actual appropriations of \$3,500,000 in fiscal year 1946. Construction of forest highways, which form an integral part of our Nation-wide highway transportation system, is carried out by the Public Roads Administration. These highways are built to the same standards as the contiguous Federal-aid highways, and are of primary importance to the States, counties, and communities near the national forests. For forest development roads and trails, \$12,500,000 is recommended for fiscal year 1947, as compared with actual appropriations of \$6,418,778 for fiscal year 1946. These funds provide for the maintenance of existing roads and trails as well as for new construction. Forest development roads and trails are built primarily for the protection and management of the national forests rather than for general travel purposes, although they are generally open to public travel. These roads are built by the Forest Service with local labor.

In addition, an appropriation of \$1,560,000 is recommended to be appropriated from the receipts of the national forests for forest road and trail development in national forests. This is estimated to be 10 percent of all the receipts and is used for expenditure on national forests in the States from which the receipts were collected.

##### SOIL CONSERVATION SERVICE

An appropriation of \$700,000 is recommended for fiscal year 1947 for land improvements on water conservation and utilization projects undertaken cooperatively with the Bureau of Reclamation, Department of the Interior. This program has as its objective the stabilizing of western agriculture by providing settlement opportunities for needy farm families, including returning veterans and war workers with farm backgrounds. Through development of these projects, sound land and water use in the arid and semiarid regions of the country will be promoted by



rehabilitating and expanding irrigated lands. The 1947 appropriation contemplates a program similar to that for fiscal year 1946.

#### FARM SECURITY ADMINISTRATION

For the water facilities program, an appropriation of \$1,000,000 is recommended for fiscal year 1947, to provide small water facilities to farmers in the western arid and semiarid regions. The recommended appropriation is substantially the same as the actual appropriations for the two previous fiscal years. Of the total, \$778,233 is available for loans to farmers for construction of wells, ponds, windmills, storage tanks, and cisterns, and \$221,767 is available for technical guidance and administration.

#### RURAL ELECTRIFICATION ADMINISTRATION

The rural electrification program of the Federal Government was almost entirely suspended during the war, largely because of the shortage of critical materials. The program, which involves loans to rural electric cooperatives for construction of electric generating and distribution systems, was resumed during fiscal year 1946 when Congress authorized the Rural Electrification Administration to borrow \$200,000,000 from the Reconstruction Finance Corporation for loans to cooperatives. For fiscal year 1947 an additional \$250,000,000 of borrowing authority is recommended, to continue the rural electrification program at an accelerated rate. Under the program loans are also provided for the wiring of premises and for the acquisition of electrical and plumbing appliances by people in rural areas.

The ultimate goal is an almost complete electrification of rural areas, which is expected to be accomplished over a 10-year period, at an estimated total cost of \$1,825,000,000.

#### FLOOD CONTROL

That part of the Nation's flood control program for which the Department of Agriculture is responsible has been at a standstill during the war. It will be reactivated by resuming the surveys and investigations that are necessary before actual construction plans can be developed, and by initiating a small volume of construction.

#### DEPARTMENT OF COMMERCE

##### CIVIL AERONAUTICS ADMINISTRATION

The recommended appropriation of \$18,680,000 for the Civil Aeronautics Administration is for the construction of air navigation facilities on the Federal airways. The program for the fiscal year 1947 includes the construction of very high frequency radio ranges, airport approach light systems, instrument landing systems, and intermediate landing fields. This work is for improving air navigation within the present airways system, and for providing the necessary navigation facilities for 4,000 additional miles of airways.

Congress appropriated funds for additional construction at the Washington National Airport in fiscal year 1946. No appropriations for further construction are recommended for fiscal year 1947, but it is possible that the demands on this airport may require additional construction at a later date.

Legislation for a national airport construction program, which is now being considered by the Congress, will place

with the Federal Government responsibility for sharing the cost of construction and improvement of airports with State and local governments. Should this legislation be enacted, funds will be required by the Civil Aeronautics Administration for the preparation of a national airport plan and for grants-in-aid to State and local governments for airport construction.

#### COAST AND GEODETIC SURVEY

The construction program for the Coast and Geodetic Survey for fiscal year 1947 is limited to the building of a magnetic and seismological observatory at College, Alaska, and a dwelling at Gaithersburg Observatory, Gaithersburg, Md., for which a total appropriation of \$129,400 is recommended.

#### DEPARTMENT OF THE INTERIOR

##### BONNEVILLE POWER ADMINISTRATION

The recommended appropriation for the Bonneville Power Administration for the fiscal year 1947, together with the unobligated balance of prior appropriation, will provide \$16,973,069, for construction of transmission lines, substations, and appurtenant facilities, and the acquisition of construction equipment. This construction program is sufficient only to take care of the immediate need, while further surveys and studies are made on lines that will be required to serve the peacetime electric loads that are developing in the Northwest. Included in the amount is \$5,066,050 for transmission line projects approved by the Congress in prior years, but deferred because of war-time shortages, \$8,706,000 for new transmission line projects, \$2,500,019 for miscellaneous minor system extensions and capital additions, \$301,000 for surveys and designs, and \$400,000 for tools and equipment.

Construction programs in recent years have been for the purpose of supplying power and energy to the war industries in the Northwest. The programs for 1946 and 1947 are directed, for the most part, toward providing electric service to public bodies and cooperatives which are given preference under existing law.

##### SOUTHWESTERN POWER ADMINISTRATION

The Southwestern Power Administration is responsible for the sale and distribution of surplus electric energy generated at projects under control of the War Department in Louisiana, Arkansas, southern Missouri, southeastern Kansas, most of Oklahoma, and eastern Texas. Only two of these projects, the Norfolk and Denison Dams, are completed and in operation. Because of the shortages of labor and materials, the Southwestern Power Administration has not yet constructed transmission lines or other facilities required to carry out the policy laid down in the Flood Control Act of 1944 which provides that preference in the sale of electric energy from such projects shall be given to public bodies and cooperatives.

It is now becoming possible for the Administration to build or purchase the transmission facilities and fuel-electric generating stations which it requires. The recommended appropriation of \$23,000,000 provides \$11,151,635 for transmission lines, \$3,460,085 for feeder lines, service connections and the like, \$6,688,230 for fuel-electric generating stations, \$500,000 for plans and specifications for future projects, \$200,000 for tools and equipment, and \$1,000,050 for administrative and general expense chargeable to construction.

Construction of the transmission lines covered by this recommended appropriation will provide the initial development of a network that will ultimately interconnect the electric installations in existing multiple-purpose projects with those proposed by the Corps of Engineers for future construction in this area. Surplus power and energy will be transmitted to municipalities, cooperatives, industries, and other customers who need an abundant supply of low-cost electricity. The principal transmission lines in the 1947 program will interconnect Norfolk and Denison Dams with the Pensacola Dam of the Grand River Dam Authority of the State of Oklahoma, with private utilities, and with the proposed Corps of Engineers projects at Bull Shoals and Table Rock, Ark. Feeder lines from the network will provide service to customers of the Administration.

#### BUREAU OF INDIAN AFFAIRS

The recommended appropriations of \$5,424,250 for the Bureau of Indian Affairs are to permit this agency to resume construction of roads and trails, buildings and utilities, and improvements to irrigation systems on Indian reservations, chiefly in the West. Construction work for these purposes was almost entirely suspended during the war, and accordingly, certain improvements are now urgently needed.

An appropriation of \$954,250 is recommended for improvements to 16 Indian irrigation developments in the West, and for surveys and investigations, for which \$100,000 is provided from the above appropriation. This will enable the agency to continue irrigation improvement work at about the same rate as in fiscal year 1946, and to prepare plans for a larger program of needed work for future undertaking.

For construction and planning of buildings and utilities, \$1,350,000 is recommended to be appropriated for fiscal year 1947. Including funds carried over from previous years, this will provide for a program of construction, totaling \$1,589,052, in 32 Indian jurisdictions, including Alaska, and will provide \$200,000 for plans and surveys for future projects. For fiscal year 1946, a program aggregating \$439,940 is under way, financed from previously appropriated funds.

For planning and construction of Indian reservation roads, \$3,120,000 is recommended for fiscal year 1947. These funds will enable the Bureau to resume new construction of Indian reservation roads, and will allow the preparation of detailed plans for additional road projects which can be undertaken as needed in future years. A total of \$120,000 is included in the above amount for such planning.

#### BUREAU OF RECLAMATION

During the fiscal year 1947, the Bureau of Reclamation will expand construction of reclamation projects in the 17 Western States, a program that has been curtailed greatly during the war. Appropriations totaling \$139,000,000 are recommended in fiscal year 1947 for continuing construction of reclamation projects which have been started or accelerated under fiscal year 1946 construction appropriations totaling \$103,948,100. Also, \$11,000,000 is recommended in fiscal year 1947 for general surveys and investigations, \$5,090,000 for surveys in the Missouri River Basin, and \$500,000 for surveys of the Colorado River Basin. These amounts are not shown in the following statement.

The appropriations recommended for 1947 will permit resumption of construction on 27 projects which were started before the war and which were deferred or curtailed as not being essential to the war program. In addition, they will provide limited amounts for continuing three new projects which are being started with 1946 appropriations.

Although primarily directed toward irrigation of arid or semiarid lands, Bureau of Reclamation projects are, more often than not, multipurpose in nature, combining flood control and power development features as benefits supplemental to the primary purpose. During 1947 construction will proceed on major multiple-purpose projects in the Columbia River Basin, Central Valley of California, Missouri River Basin, and the Colorado River Basin. In the Columbia River Basin, \$30,000,000 is recommended for 1947, the major part of which will be for starting the irrigation features of the Columbia River Basin project to utilize water stored in Grand Coulee Reservoir. In addition, \$2,000,000 is recommended for continuing work on the Hungry Horse Dam in the Columbia River headwaters in Montana.

In the Central Valley of California, \$25,000,000 is recommended for completion of various units of the Central Valley project, including substantial completion of Keswick Dam, continuing construction on the Shasta Dam and power plant, Keswick power plant, Delta-Mendota Canal, the Friant-Kern Canal to provide irrigation water from Friant Dam to the South San Joaquin River Valley, and for construction of transmission lines to provide more effective utilization of power now generated at Shasta Dam. In addition, \$200,000 is recommended for 1947 for planning of the irrigation features of the Kings River project, a multiple-purpose dam which is being designed by the Corps of Engineers.

For the development of the Missouri River Basin, \$23,783,600 is recommended for fiscal year 1947. Of this, \$18,693,600 is for prosecution of construction work on 11 projects throughout the basin, and \$5,090,000 is for surveys and investigations in the Missouri River Basin preliminary to the detailed planning of projects. In making these surveys, the Bureau of Reclamation, in addition to using its own staff, makes use of other resource development agencies in the Department of the Interior, including the Geological Survey, Bureau of Indian Affairs, the Fish and Wildlife Service, and the National Park Service. For fiscal year 1947, \$2,940,000 of the \$5,090,000 recommended to be appropriated is for surveys by these agencies. The program of the Bureau of Reclamation on the headwaters of the Missouri River is complementary with the Corps of Engineers plans for the lower Missouri Basin for flood control and navigation.

In the Colorado River Basin, the 1947 estimates provide \$15,000,000 for continuation of construction of Davis Dam on the main stream between Arizona and California; \$1,000,000 for continuation of work on Boulder Dam; and \$5,500,000 for canal construction on the All-American Canal. There is also recommended an appropriation of \$15,000,000 for work on the Colorado-Big Thompson project, Colorado, which will result in transmountain diversion of water from the upper Colorado watershed to the Platte River watershed in the Missouri River Basin.

In addition, to the projects mentioned above, the 1947 estimates would provide \$26,606,400 for work on 21 projects scattered throughout the 17 Western States.

The program of the Bureau of Reclamation as provided for in 1946 appropriations and as recommended for fiscal year 1947 is based upon a modest expansion from the low

wartime level of construction to an enlarged peacetime program. These appropriations will bring toward completion those projects started before the war in which there is a continuing economic loss because of their incomplete state. They will allow construction to proceed on new projects started in 1946, which are designed to provide irrigated farm lands for returning veterans. Also, first steps can be taken with 1947 appropriations toward larger river basin developments which will not reach a full construction stage for 3 or 4 years. Emphasis is placed in the 1947 appropriations upon continuing and expanding preliminary surveys and investigations so that additional projects can be presented for authorization in future years. This will result in the Bureau of Reclamation becoming more adequately prepared to proceed with an expanded construction program in future years as economic conditions warrant.

#### BUREAU OF MINES

Recommended appropriations for the Bureau of Mines for fiscal year 1947 include \$4,640,320 for construction. Of this amount, \$4,190,320 is for construction work incident to establishing demonstration plants for the experimental production of synthetic liquid fuels from coal, oil shale, agricultural and forest products. This program was started during fiscal year 1945, and about \$6,000,000 has already been obligated for construction of plants during fiscal years 1945 and 1946.

An appropriation of \$450,000 is also recommended for fiscal year 1947 to build and equip a research laboratory in the Pennsylvania anthracite region for use in studying the mining, utilization, and market development of anthracite coal.

#### NATIONAL PARK SERVICE

A total of \$23,757,721 is recommended for resuming the construction program in areas under jurisdiction of the National Park Service, including the national parks, monuments, and parkways. This program was halted early in the war period, and a considerable amount of new work is therefore needed to bring the national parks up to peacetime standards. This will enable the Park Service to give more adequate service to the increased number of vacationers who are expected to use the national parks.

Of the total, \$15,000,000 is for continuing construction and maintenance of the Blue Ridge, Natchez Trace, George Washington Memorial, and Foothills parkways. During 1947, a program of major road construction will be undertaken on the parkways, in cooperation with the Public Roads Administration. In addition, buildings and utilities will be constructed, and plans and surveys made for continuing construction in later years. The Federal-Aid Highway Act of 1944 authorizes a total of \$30,000,000 for parkway construction over the 3 postwar fiscal years. Of the \$15,000,000 recommended for 1947, \$10,000,000 is provided to cover the first year's authorization under the 1944 Highway Act, and \$5,000,000 is provided for work under previous authorizations.

An appropriation of \$5,900,000 is recommended for new construction of roads and trails in national parks and other areas under jurisdiction of the Park Service. Of this sum, \$750,000 is for planning and construction of minor roads and trails essential to the improvement and development of areas in national parks and \$5,150,000 is for resuming construction of major National Park roads, in cooperation with the Public Roads Administration. In-

cluded in the above appropriations are \$223,250 for preparation of advance plans for a construction program of minor and major roads exceeding \$8,000,000 in cost.

For physical improvements in national parks an appropriation of \$2,500,000 is recommended for fiscal year 1947. Under this program, necessary physical facilities, such as administration buildings, utilities, and recreation structures, will be provided where urgently needed in national parks and other areas operated by the Park Service throughout the country, as well as in the parks of the Nation's capital.

In addition to construction appropriations, there are recommended \$357,721 for advance planning of buildings and utilities in national parks and in the National Capital park system. These funds are required to enable the Park Service to prepare a larger reserve of construction projects for undertaking in later years.

#### FISH AND WILDLIFE SERVICE

Recommended appropriations for the Fish and Wildlife Service for fiscal year 1947 include \$472,500 for construction of buildings and facilities. Of this amount, \$333,500 is for construction at the White Salmon, Wash., Corning, Ark., Meridian, Miss., and Beltsville, Md., fishery stations, and for new construction on Alaska streams and at Alaska fishery stations; and \$75,000 is for engineering surveys of existing fishery stations preliminary to preparing detailed plans for future construction projects. The sum of \$64,000 is also recommended for surveys and detailed plans for construction of needed facilities and improvements at existing Federal wildlife refuges, to prepare a reserve of projects which can be undertaken in later years.

An appropriation recommendation for fiscal year 1947, not shown in the following statement, is for \$150,000 for river basin studies by the Fish and Wildlife Service, to determine the effects upon fish and wildlife resources of river basin developments now being undertaken or studied by other Federal agencies. This is a new program made necessary by the resumption of postwar river basin programs.

#### TERRITORY OF ALASKA

The recommended appropriations of \$3,550,000 for roads, bridges, and trails will provide \$1,000,000 for the continuing of reconstruction and improvement of the Richardson Highway, \$2,300,000 for the construction of new roads, and \$250,000 for surveys and plans for future construction of roads, bridges, and trails.

From the permanent appropriation of the Alaska Railroad, an allowance of \$884,000 is recommended for fiscal year 1947 to provide for construction requirements incident to the operation of the Alaska Railroad from the seacoast to Fairbanks, Alaska.

#### DEPARTMENT OF JUSTICE

##### FEDERAL PRISON SYSTEM

An appropriation of \$813,500 is recommended to meet the new construction requirements of the Federal Prison System. Of this total, \$142,300 is for the establishment of a small unit to begin surveys and advance planning of a program for future construction, alteration, and improvement of the institutions operated by the Bureau of Prisons. The remaining \$671,200 is for specific items of construction, equipment, and alterations in existing institutions.



## DEPARTMENT OF STATE

## FOREIGN SERVICE BUILDINGS FUND

An appropriation of \$1,000,000 is recommended for the construction and furnishing of residences and office buildings for the Foreign Service in various countries throughout the world. Plans are being made to accelerate the construction program in fiscal year 1948 and in later years.

INTERNATIONAL BOUNDARY AND WATER COMMISSION,  
UNITED STATES AND MEXICO

This agency has charge of construction of certain flood control, rectification, and sanitation projects along the United States-Mexico border as provided for by treaty and agreement between the two countries. During 1945 both countries ratified a treaty which provides, among other things, for construction of three major flood control and irrigation dams on the lower Rio Grande. It is proposed in fiscal year 1947 to start construction on the first of these dams, for which \$8,000,000 is recommended to be appropriated. In addition, \$1,345,000 is recommended for continuation of flood control, rectification, canalization, and bank protection along the Rio Grande, as provided for in previous treaties; \$45,000 is recommended for detailed plans for future projects; \$300,000 is recommended for construction of a border fence; and \$200,000 is recommended for construction of a sanitation system at Nogales, Ariz.

The program of this agency is expected to increase substantially in the years immediately subsequent to fiscal year 1947, as the three large storage dams provided in the treaty are constructed.

## WAR DEPARTMENT, CIVIL FUNCTIONS

## THE QUARTERMASTER CORPS

An appropriation of \$150,224 is recommended for fiscal year 1947 for construction at 10 national cemeteries. Most of this amount will be used for necessary improvements to roads and walks or for the construction of minor utility buildings.

## CORPS OF ENGINEERS

Appropriations totaling \$212,720,000 are recommended for fiscal year 1947 for detailed planning and construction of river and harbor and flood control projects by the Corps of Engineers. These appropriations provide for continuing construction on projects resumed during fiscal year 1946 following the surrender of Japan. A total of \$191,489,600 has been appropriated in fiscal year 1946 for prosecution of flood control and river and harbor work.

For river and harbor works, a total of \$48,000,000 is recommended for construction, and \$4,815,000 is recommended for preparation of detailed construction plans. For fiscal year 1946, \$35,640,600 has been appropriated for such river and harbor projects. Funds are recommended to be made available in fiscal year 1947 for beginning construction of the Florida Barge Canal; for waterway construction on the Atlantic, Pacific, and Gulf coasts and the Great Lakes; and for navigation improvements on the inland and intracoastal waterways. Planning funds are proposed for fiscal year 1947 for beginning detailed plans for construction of McNary Dam on the lower Columbia River, Oregon and Washington, and the Snake River navigation dams in Oregon, Washington, and Idaho, as well as for other river and harbor projects.

An appropriation of \$2,900,000 is recommended for the payment of the Federal share of the cost of altering six bridges which obstruct river traffic.

For continuation in fiscal year 1947 of the flood control program resumed during fiscal year 1946, \$110,000,000 is recommended for construction, and \$8,000,000 is recommended for detailed plans for future projects. For fiscal year 1946, \$118,299,000 has been appropriated for resumption of this program.

The Corps of Engineers flood control program includes a number of comprehensive river basin flood control plans, including those on the Merrimack and Connecticut Rivers in New England, the Susquehanna, Ohio, Missouri, Arkansas, White, and Willamette Rivers. Included in this program are a number of major multiple-purpose dams on river basins throughout the country. These projects, although primarily for flood control, often include features for power development, irrigation, and other purposes. The 1947 flood control program includes the continuation of construction work on the following multiple-purpose projects: Buggs Island reservoir on the Roanoke River, Virginia; the Clark Hill project, Savannah River, Georgia and South Carolina; Allatoona Reservoir, Coosa River, Georgia; Narrows and Blakely Mountain reservoirs, Arkansas; Fort Gibson Reservoir, Arkansas River Basin, Oklahoma; Bull Shoals Reservoir, White River, Arkansas; Garrison Reservoir, on the Missouri River in North Dakota; and Wolf Creek, Dale Hollow, and Center Hill Reservoirs, Cumberland River Basin, Tennessee and Kentucky. The 1947 program also provides for planning of additional flood control projects, including some with multiple-purpose features, such as the reservoir projects in the Central Valley of California.

In addition to the general flood control appropriation, \$35,000,000 is recommended to be appropriated for continuation of construction work in the alluvial valley of the Mississippi at the most economic and feasible rate; for fiscal year 1946, \$35,000,000 has been appropriated for this program. A total of \$864,934,000 has been authorized for protection against floods and improvement of navigation on the lower Mississippi River. Of this amount, \$345,000,000 remains to be appropriated, including the \$35,000,000 recommended for fiscal year 1947. An additional \$500,000 is recommended for fiscal year 1947 for emergency flood control on the Mississippi River and tributaries.

There is recommended \$2,000,000 for fiscal year 1947 for continuation of flood control construction on the Sacramento River, California, for which \$2,050,000 has been appropriated in fiscal year 1946. The presently estimated Federal cost of the Sacramento River project is \$40,850,000, of which \$30,695,000 has already been appropriated.

An appropriation of \$1,505,000 is also recommended for completing the installation of a hydroelectric power plant at the Fort Peck Dam, Mont. A part of the initial installation of power facilities was deferred because of the war.

## THE PANAMA CANAL

A total of \$5,598,981 is recommended for appropriations for public works for the Panama Canal in fiscal year 1947. This amount will provide \$1,253,381 for new housing, schools, and minor buildings. An expansion of the water supply system will require \$2,169,000. In addition, \$527,000 is provided for construction or rebuilding of roads and streets, \$1,118,000 is included for dredging work on the third locks project, and \$531,600 is for miscellaneous construction items in the Canal Zone.

#### 4. PROGRAMS NOT YET AUTHORIZED

In addition to the public works programs discussed in the foregoing, for which appropriations are recommended for fiscal year 1947, there are a number of other programs which the President has recommended for authorization by the Congress. Most of these programs are embodied in legislation which is now under consideration in Congress; they include programs for housing, Federal public buildings, hospitals, airports, facilities for stream pollution control, educational structures, and recreational facilities. Except for Federal public building construction, Federal assistance under these programs would take the form of subsidies, grants, and loans to non-Federal agencies for construction. Should the Congress authorize these programs during 1946, additional appropriations will be required to begin operations. Primary emphasis would be given in the first year to planning the works to be undertaken rather than undertaking a large construction program. Accordingly, it is estimated that no more than an additional \$100,000,000 would be expended during fiscal year 1947 on these programs should they be authorized before the start of the fiscal year. A brief description of each program follows.

*Airports.*—The proposed airport program will provide for construction of about 3,000 new airports and improvement of over half of the existing 3,000 civil airports, over a 10-year period, the cost to be shared equally by Federal and non-Federal public agencies. Under a bill now pending in the Congress, \$700,000,000 of Federal funds would be authorized for grants for airport construction over a 10-year period, and \$3,000,000 would be authorized for planning of the program. This program would be administered by the Civil Aeronautics Administration of the Department of Commerce.

*Hospitals.*—The proposed hospital construction program will provide for Federal grants to public and non-profit agencies to aid in construction of hospitals and health centers, where the need is greatest. Legislation now pending in the Congress would provide \$375,000,000 for construction grants over a 5-year period, and \$5,000,000 for planning of the program. Administration of the program would be carried out by the United States Public Health Service of the Federal Security Agency.

*Housing.*—The proposed housing program envisages a broad and comprehensive approach to the problem of meeting the urgent housing needs of the Nation. It includes provisions for stimulating low-rent housing construction by both private and non-Federal public agencies, for speeding up of urban redevelopment in large cities, for further encouraging financing and construction of housing by private enterprise through reinforcing and broadening the loan insurance features of existing Federal housing

programs, and for assisting in the improvement of rural housing. A comprehensive housing bill is now pending in Congress that is designed to carry out this program. For low-rent housing, this bill provides subsidy payments that would reach a level of \$88,000,000 annually in 4 years, and would run for 45 years. For urban redevelopment, subsidies would reach a level of \$20,000,000 annually in the fifth year, and loans up to a total of \$500,000,000 would be available. For rural housing, annual subsidy payments are provided that would reach \$25,000,000 per year in the fifth year. This program would be carried out by the National Housing Agency.

*Pollution control.*—This program provides Federal grants and loans for construction of facilities for the control of pollution in streams and water supplies. Legislation now pending in Congress would authorize an annual amount of \$100,000,000 for construction grants or loans to State and local governments, and construction loans to private industrial enterprises. Grants would not exceed one-half of the project cost. This program would be carried out by the United States Public Health Service of the Federal Security Agency.

*Educational facilities.*—Under this program, Federal grants would be made to State and local public agencies for construction or improvement of educational facilities where the need is greatest. In legislation now before Congress, \$1,500,000,000 would be authorized for such grants, on a matching basis, over a period ending June 30, 1952. In addition, \$5,000,000 is authorized for surveys and \$40,000,000 for the preparation of detailed plans and specifications. This program would be handled by the Office of Education of the Federal Security Agency.

*Recreational facilities.*—This program, which is now the subject of legislation before the Congress, would provide for Federal grants, on a matching basis, for development of systems of State Parks. Administration would be by the Secretary of the Interior, acting through the National Park Service.

*Federal public buildings.*—This program provides for the resumption of construction of Federal post offices, office buildings, marine hospitals, and other buildings where needed throughout the country and in the District of Columbia. A total of \$193,000,000 would be required for construction of public buildings outside the District of Columbia, and \$144,580,000 for public buildings in and near the District of Columbia. The total for buildings outside the District of Columbia represents only the initial stage of a larger program which aggregates \$775,000,000. Legislation is now before the Congress to authorize the initial public buildings program, totaling \$337,580,000. This work is under jurisdiction of the Public Buildings Administration of the Federal Works Agency.

## STATEMENT OF APPROPRIATIONS AND OBLIGATIONS FOR FEDERAL PUBLIC WORKS—GENERAL AND SPECIAL ACCOUNTS

By organization unit and appropriation title <sup>1</sup>

[For the fiscal years 1947, 1946, and 1945]

Organization unit and appropriation title <sup>2</sup>	APPROPRIATIONS			OBLIGATIONS		
	Recommended, 1947	Actual, 1946	Actual, 1945	Estimated, 1947	Estimated, 1946	Actual, 1945
<b>LEGISLATIVE BRANCH</b>						
<b>Architect of the Capitol:</b>						
Capitol buildings and repair—reconstruction of roofs, Senate and House wings*.....					\$1,358,509	
<b>EXECUTIVE OFFICE OF THE PRESIDENT AND INDEPENDENT OFFICES</b>						
<b>Executive Office of the President:</b>						
Addition to the Executive Mansion.....		\$1,650,000			1,650,000	
<b>National Advisory Committee for Aeronautics:</b>						
Construction and equipment, Langley Field, Va.....	\$2,990,000		\$4,935,000	\$2,990,000	4,053,778	\$2,918,290
Ames Aeronautical Laboratory.....					478,302	2,145,374
Aircraft Engine Research Laboratory.....	108,000		9,450,000	108,000	5,554,098	4,883,927
Transferred from: <i>Community facilities, defense public works</i> .....					104,736	6,594
Total, National Advisory Committee for Aeronautics.....	3,098,000		14,385,000	3,098,000	10,190,914	9,954,185
<b>Tennessee Valley Authority* <sup>3</sup></b> .....	28,791,000	\$ 62,000	( <sup>4</sup> )	\$ 42,329,000	\$ 30,054,000	\$ 41,343,870
<b>National Capital Housing Authority:</b>						
War housing development (Federal Public Housing Authority).....					3,623	14,966
Temporary shelter development (Federal Public Housing Authority).....					696	17,219
Temporary shelter development.....						229,094
Transferred from: <i>Community facilities, defense public works</i> .....					2,964	2,315
Hillside development (Federal Public Housing Authority).....					253,107	2,441,417
Total, National Capital Housing Authority.....					260,390	2,705,011
<b>United States Maritime Commission:</b>						
Construction fund, act June 29, 1936, revolving fund, shipyard facilities*.....						5,751,633
<b>Veterans Administration:</b>						
Hospitals and domiciliary facilities.....	147,442,500	242,820,000	17,945,509	230,442,500	182,762,278	30,474,862
Total, Executive Office of the President and independent offices.....	179,331,500	244,532,000	32,330,500	275,869,500	224,917,582	90,229,561
<b>FEDERAL SECURITY AGENCY</b>						
<b>Saint Elizabeths Hospital:</b>						
Building for storeroom.....		681,665	445,000		1,661,665	
Construction and equipment.....		1,900,000			150,000	
Continuous treatment buildings.....					11,604	1,696
Total, Saint Elizabeths Hospital.....		2,581,665	445,000		1,823,269	1,696
<b>Columbia Institution for the Deaf:</b>						
Plans and specifications.....	7,500			7,500		
<b>Howard University:</b>						
Plans and specifications.....	154,800	181,575		154,800	181,575	
Construction of buildings.....	3,017,000			3,017,000		
Total, Howard University.....	3,171,800	181,575		3,171,800	181,575	
Total, Federal Security Agency.....	3,179,300	2,763,240	445,000	3,179,300	2,004,844	1,696

\*Includes only that part of the appropriation account used for public works planning or construction.

<sup>1</sup> The coverage of this table is broader than that of the "General public works program" in summary tables 1, 2, and 5, and appendix 9. It includes all items classified in the general public works category, exclusive of amounts for operation and maintenance. It includes, in addition, public works items under war activities and under other functional categories in general and special accounts, Federal loan programs for financial assistance to State and local public agencies for the planning or construction of public works, and capital additions of the Tennessee Valley Authority. In order to eliminate nonconstruction items such as maintenance and operation, it has been necessary in some cases to show figures below the appropriation unit level. Such items are designated in the table by an asterisk (\*).

<sup>2</sup> Appropriation titles in italics are classified as "national defense."

<sup>3</sup> Detailed estimates of appropriation will be transmitted to the Congress in the spring of 1946 in a supplement to the Budget. Consequently the estimated appropriation and obligations for the fiscal year 1947 are tentative.

<sup>4</sup> Excluding \$12,687,740 in fiscal year 1946 and \$20,446,851 in fiscal year 1945 available for capital improvements by reappropriation of unobligated balances; figures reflect minor adjustments for budgeted depreciation and property transfers.

<sup>5</sup> Includes funds from appropriations and receipts.

STATEMENT OF APPROPRIATIONS AND OBLIGATIONS FOR FEDERAL PUBLIC WORKS—GENERAL AND SPECIAL ACCOUNTS—Continued

Organization unit and appropriation title	APPROPRIATIONS			OBLIGATIONS		
	Recommended, 1947	Actual, 1946	Actual, 1945	Estimated, 1947	Estimated, 1946	Actual, 1945
<b>FEDERAL WORKS AGENCY</b>						
<b>Office of the Administrator:</b>						
Liquidation of Public Works Administration*					\$3,085,651	\$435,327
<b>Public Buildings Administration:</b>						
Salaries and expenses, public buildings and grounds in the District of Columbia and adjacent area—major repairs and improvements*	\$1,500,000	\$500,000	\$279,346	\$1,500,000	500,000	279,346
Federal office building, Nashville, Tenn.		5,575,000		4,500,000	510,000	
Construction of public buildings					2,459,195	235,181
Federal office buildings Nos. 2 and 3					143,827	8,484
General Accounting Office Building					100,000	5,549
Site and construction of general office buildings in or near the District of Columbia					1,644,489	12,743
War Department buildings					197,308	1,071
West central heating plant					1,361,247	1,528
Annex buildings, Government Printing Office						9,854
Transferred from:						
Bureau of Standards, materials testing laboratory					7,832	1,057
Saint Elizabeths Hospital						
Building for storeroom					92,027	71
Construction and equipment				100,000	1,650,000	
<b>Total, Public Buildings Administration</b>	<b>1,500,000</b>	<b>6,075,000</b>	<b>279,346</b>	<b>6,100,000</b>	<b>8,665,925</b>	<b>557,914</b>
<b>Public Roads Administration:</b>						
Federal-aid highway system	55,000,000	25,000,000	40,000,000	14,800,188	42,175,000	34,797,428
Federal-aid secondary or feeder roads	23,000,000	3,000,000	3,000,000	5,649,165	10,003,000	6,607,249
Elimination of grade crossings	30,000,000	6,000,000		17,320,000	20,141,242	5,115,829
Federal-aid postwar highways	175,000,000	25,000,000		500,000,000	300,000,000	
Mount Vernon Memorial Highway					64,544	
Public lands highways					250,059	
Flight strips						18,475
Strategic highway network	10,515,637	10,000,000	18,000,000		7,798,458	13,994,522
Access roads	7,323,155	35,000,000	55,000,000		730,563	13,064,789
Surveys and plans		3,000,000	4,000,000		2,265,685	1,370,875
Inter-American highway	5,000,000	1,000,000	2,000,000	3,476,153	4,150,000	5,662,436
Inter-American highway (Costa Rica)					241,806	2,366,001
Transferred from: <i>Emergency fund for the President</i>					114,249	577,370
Allotments from Public Works Administration					1,997,561	32,524
<b>Total, Public Roads Administration</b>	<b>305,838,792</b>	<b>108,000,000</b>	<b>122,000,000</b>	<b>541,245,506</b>	<b>389,932,167</b>	<b>83,667,498</b>
<b>Bureau of Community Facilities:</b>						
War public works (community facilities)*		20,000,000	32,000,000		4,009,311	53,395,857
Public works advance planning		30,000,000			28,674,284	1,325,716
Virgin Islands public works	2,000,000	1,366,210		2,000,000	1,366,210	
<b>Total, Bureau of Community Facilities</b>	<b>2,000,000</b>	<b>51,366,210</b>	<b>32,000,000</b>	<b>2,000,000</b>	<b>34,649,805</b>	<b>54,721,573</b>
<b>Total, Federal Works Agency</b>	<b>309,338,792</b>	<b>165,441,210</b>	<b>154,279,346</b>	<b>549,345,506</b>	<b>436,933,548</b>	<b>139,322,312</b>
<b>NATIONAL HOUSING AGENCY</b>						
<b>Office of the Administrator:</b>						
National defense housing			99,373,000		( <sup>6</sup> )	( <sup>6</sup> )
Veterans housing		191,900,000		51,900,000	140,000,000	
<b>Total, Office of the Administrator</b>		<b>191,900,000</b>	<b>99,373,000</b>	<b>51,900,000</b>	<b>140,000,000</b>	
<b>Federal Public Housing Authority:</b>						
War housing, District of Columbia					220,050	2,428,572
Transferred from:						
National Housing Agency, Office of the Administrator, national defense housing					22,388,808	82,750,437
Emergency fund for the President, national defense housing					72,025	13,158
National Housing Agency, temporary housing					381,886	7,118,114
Community facilities, defense public works					1,137,796	909,854
United States Maritime Commission, construction fund, act June 29, 1936, revolving fund						1,665,043
Allotment from defense aid, agricultural, industrial, and other commodities, 1941-46					13,018,820	42,572,680
<b>Total, Federal Public Housing Authority</b>					<b>37,219,475</b>	<b>137,757,858</b>
<b>Total, National Housing Agency</b>		<b>191,900,000</b>	<b>99,373,000</b>	<b>51,900,000</b>	<b>177,219,475</b>	<b>137,757,858</b>

\*Includes only that part of the appropriation account used for public works planning or construction.

<sup>6</sup> Obligations are shown under the various agencies to which the funds are allocated.

## STATEMENT OF APPROPRIATIONS AND OBLIGATIONS FOR FEDERAL PUBLIC WORKS—GENERAL AND SPECIAL ACCOUNTS—Continued

Organization unit and appropriation title	APPROPRIATIONS			OBLIGATIONS		
	Recommended, 1947	Actual, 1946	Actual, 1945	Estimated, 1947	Estimated, 1946	Actual, 1945
<b>DEPARTMENT OF AGRICULTURE</b>						
<b>Office of Experiment Stations:</b>						
Salaries and expenses, Federal Experiment Station, Puerto Rico*.....	\$56,000			\$56,000		
<b>Bureau of Animal Industry:</b>						
Salaries and expenses, lands and structures*.....	105,000			105,000		
<b>Forest Service:</b>						
Roads and trails for States, national forests fund.....	1,560,000	\$1,600,000	\$1,602,175	1,560,000	\$1,600,000	\$1,386,349
Forest roads and trails:						
Forest highways.....	23,714,222	3,500,000		23,714,222	3,500,000	72,583
Forest road development.....	12,500,000	6,418,778	4,161,496	12,578,675	7,087,793	4,572,428
Transferred from: Flood control, general.....				1,340,200	510,147	166,455
Total, Forest Service.....	37,774,222	11,518,778	5,763,671	39,193,097	12,697,940	6,197,815
<b>Soil Conservation Service:</b>						
Water conservation and utilization projects.....	700,000	1,165,066		1,135,000	1,142,749	868,995
Allotment from construction, water conservation and utilization projects, Department of the Interior.....				277,300	189,333	130,878
Transferred from: Flood control, general.....				1,727,235	549,370	
Total, Soil Conservation Service.....	700,000	1,165,066		3,139,535	1,881,452	999,873
<b>Farm Security Administration:</b>						
Development of water facilities, arid and semiarid areas.....	1,000,000	1,000,000	1,025,000	1,000,000	1,025,000	1,019,434
<b>Rural Electrification Administration:</b>						
Loans to States, etc.....	( <sup>1</sup> )	( <sup>2</sup> )	( <sup>3</sup> )	250,000,000	200,885,786	25,731,055
Total, Department of Agriculture.....	39,635,222	13,683,844	6,788,671	293,493,632	216,490,178	33,948,177
<b>DEPARTMENT OF COMMERCE</b>						
<b>Office of Administrator of Civil Aeronautics:</b>						
Establishment of air navigation facilities.....	18,680,000	12,786,000	4,067,860	19,180,000	18,281,267	3,756,265
Development of landing areas for national defense.....				1,989,408	14,311,452	28,661,586
Construction of cafeteria, Washington National Airport.....		156,000			156,000	
Construction, Washington National Airport.....		3,998,000		248,000	3,750,000	
Development of civil landing areas.....					9,294,767	426,198
Total, Office of Administrator of Civil Aeronautics.....	18,680,000	16,940,000	4,067,860	21,417,408	45,793,486	32,844,049
<b>Coast and Geodetic Survey:</b>						
Salaries and expenses, field, construction*.....	129,400			129,400		
<b>National Bureau of Standards:</b>						
Station for broadcasting standard frequencies.....						1,016
Construction of building and wind tunnel.....						6,764
Materials testing laboratory and equipment.....					6,458	3,576
Total, National Bureau of Standards.....					6,458	11,356
Total, Department of Commerce.....	18,809,400	16,940,000	4,067,860	21,546,808	45,799,944	32,855,405
<b>DEPARTMENT OF THE INTERIOR</b>						
<b>Bonneville Power Administration:</b>						
Construction, Bonneville power transmission system*.....	<sup>10</sup> 15,501,000	( <sup>11</sup> )	( <sup>12</sup> )	16,973,069	15,329,135	6,394,495
<b>Southwestern Power Administration:</b>						
Construction.....	23,000,000			23,000,000		
<b>Bureau of Indian Affairs:</b>						
Construction, irrigation systems (reimbursable).....	954,250	566,750	356,250	954,250	991,620	307,399
Roads, Indian reservations*.....	3,120,000			3,120,000		
Construction, etc., buildings and utilities.....	1,350,000			1,789,052	439,940	47,509
Total, Bureau of Indian Affairs.....	5,424,250	566,750	356,250	5,863,302	1,431,560	354,908

\* Includes only that part of the appropriation account used for public works planning or construction.

<sup>1</sup> \$250,000,000 authorized to be borrowed from Reconstruction Finance Corporation.<sup>2</sup> \$300,000,000 authorized to be borrowed from Reconstruction Finance Corporation.<sup>3</sup> \$25,000,000 authorized to be borrowed from Reconstruction Finance Corporation.<sup>10</sup> Excludes \$1,472,069 reappropriated from previous funds for construction.<sup>11</sup> \$15,329,135 reappropriated from previous funds for construction.<sup>12</sup> \$8,571,300 reappropriated from previous funds for construction.

## STATEMENT OF APPROPRIATIONS AND OBLIGATIONS FOR FEDERAL PUBLIC WORKS—GENERAL AND SPECIAL ACCOUNTS—Continued

Organization unit and appropriation title	APPROPRIATIONS			OBLIGATIONS		
	Recommended, 1947	Actual, 1946	Actual, 1945	Estimated, 1947	Estimated, 1946	Actual, 1945
<b>DEPARTMENT OF THE INTERIOR—Continued</b>						
<b>Bureau of Reclamation:</b>						
Reclamation fund, special fund, construction:						
Gila project, Arizona		\$550,000			\$748,991	\$456,585
Colorado-Big Thompson project, California		800,000			819,723	
Paonia project, Colorado						12,223
San Luis project, Colorado	\$1,500,000	1,000,000		\$1,500,000	1,000,000	
Pine River project, Colorado					8,171	
Boise project, Idaho, Anderson Ranch	2,847,000	1,925,000		2,847,000	2,249,526	42,531
Boise project, Idaho, Payette division	2,573,000	2,000,000		2,573,000	3,494,954	58,768
Minidoka project, Idaho	1,000,000	720,000		1,000,000	725,200	5,270
Palisades project, Idaho	1,500,000	1,450,000	\$250,000	1,500,000	1,663,160	36,932
Hungry Horse project, Montana		200,000			200,000	
Sun River project, Montana	96,000	60,000	110,000	96,000	167,833	98,304
Carlsbad project, New Mexico					51,809	33,419
Rio Grande project, New Mexico-Texas	831,800	1,240,000		831,800	1,274,400	22,617
Tueumcari project, New Mexico	1,738,000	2,000,000		1,738,000	2,000,000	2,448
Lugert-Altus project, Oklahoma	2,080,000	2,020,000		2,080,000	2,020,204	785
Deschutes project, Oregon	1,300,000	1,450,000	2,250,000	1,300,000	3,035,584	1,276,365
Klamath project, Oregon	500,000	1,000,000	400,000	500,000	1,737,443	246,499
Owyhee project, Oregon		190,000			249,145	23,461
Vale project, Oregon		3,000			3,000	
Ogden River project, Utah	62,000			102,951		
Provo River project, Utah	3,102,000	2,860,000		3,102,000	2,933,011	437,865
Yakima project, Washington, Roza division	1,440,600	1,650,000		1,440,600	1,650,625	19,127
Kendrick project, Wyoming	500,000	500,000		500,000	762,801	28,863
Riverton project, Wyoming	1,500,000	1,000,000		1,500,000	1,824,300	52,292
Shoshone project, Wyoming, Heart Mountain division	800,000	1,000,000		800,000	1,377,100	21,766
Shoshone project, Wyoming, power and Willwood divisions	136,000	1,147,500		136,000	1,256,233	10,189
<b>Total, Reclamation fund, special fund, construction</b>	<b>23,506,400</b>	<b>24,765,500</b>	<b>3,010,000</b>	<b>23,547,351</b>	<b>31,253,153</b>	<b>2,886,309</b>
General fund, construction:						
Gila project, Arizona (reimbursable)	2,000,000	2,000,000		2,000,000	2,040,880	491,105
Davis Dam project, Arizona-Nevada (reimbursable)	15,000,000	5,900,000		15,150,000	9,794,772	1,272,584
Parker Dam power project, Arizona-California (reimbursable)					631,928	979,672
Central Valley project, California (reimbursable)	25,000,000	23,715,000	960,700	25,100,000	35,382,087	6,421,110
Kings River project, California (reimbursable)	200,000			200,000		
Colorado-Big Thompson project, Colorado (reimbursable)	15,000,000	5,750,000	2,482,000	15,007,000	7,533,350	3,027,179
Pine River project, Colorado (reimbursable)					28,402	2,006
San Luis Valley project, Colorado (reimbursable)		450,000			471,200	112,920
Boise project, Idaho, Anderson Ranch (reimbursable)		3,000,000	4,300,000		3,103,744	4,204,551
Hungry Horse project, Montana (reimbursable)	2,000,000	1,500,000		2,000,000	1,500,000	
Tueumcari project, New Mexico (reimbursable)		2,000,000	2,500,000		2,568,216	2,961,101
Lugert-Altus project, Oklahoma (reimbursable)		1,000,000	1,045,000		1,458,847	1,777,159
Colorado River project, Texas (reimbursable)			126,000		151,810	95,276
Provo River project, Utah (reimbursable)					64,486	956,465
Columbia basin project, Washington (reimbursable)	30,000,000	16,275,000	1,900,000	30,350,000	19,049,000	5,151,464
Yakima project, Washington, Roza division (reimbursable)		325,000	1,121,000		575,674	1,351,011
<b>Total, general fund, construction</b>	<b>89,200,000</b>	<b>61,915,000</b>	<b>14,434,200</b>	<b>89,867,000</b>	<b>84,354,396</b>	<b>28,803,603</b>
Water conservation and utility projects (reimbursable)			1,700,000	1,584,575	3,500,000	2,070,220
Construction, water conservation and utilization projects (reimbursable)					1,157,108	328,826
Fort Peck project	1,000,000	955,800	400,000	1,000,000	1,199,911	541,550
Missouri River Basin	18,693,600	10,199,300		18,693,600	10,199,300	
Advances to Colorado River Dam fund:						
Colorado River Dam fund, Boulder Canyon project	1,000,000			2,461,000	3,086,000	1,222,787
Colorado River Dam fund, All-American Canal	5,500,000	6,000,000		5,680,000	6,700,432	1,965,215
<b>Total, advances to Colorado River Dam fund</b>	<b>6,500,000</b>	<b>6,000,000</b>		<b>8,141,000</b>	<b>9,876,432</b>	<b>3,188,002</b>
Colorado River front work and levee system	100,000	112,500	340,000	102,000	234,393	224,302
Valley gravity project, Texas (reimbursable)				1,222,663	748,905	200,177
<b>Total, Bureau of Reclamation</b>	<b>139,000,000</b>	<b>103,948,100</b>	<b>19,884,200</b>	<b>144,158,789</b>	<b>142,823,598</b>	<b>38,342,989</b>
<b>Geological Survey:</b>						
Gaging streams, postwar planning projects*		100,000			100,000	

\*Includes only that part of the appropriation account used for public works planning or construction.

## STATEMENT OF APPROPRIATIONS AND OBLIGATIONS FOR FEDERAL PUBLIC WORKS—GENERAL AND SPECIAL ACCOUNTS—Continued

Organization unit and appropriation title	APPROPRIATIONS			OBLIGATIONS		
	Recommended, 1947	Actual, 1946	Actual, 1945	Estimated, 1947	Estimated, 1946	Actual, 1945
<b>DEPARTMENT OF THE INTERIOR—Continued</b>						
<b>Bureau of Mines:</b>						
Construction and equipment of anthracite research laboratory	\$450,000			\$450,000		
Synthetic liquid fuels*	4,190,320	\$7,000,000	\$5,000,000	4,190,320	\$5,471,890	\$370,467
Construction and equipment of helium plants*				533,392	122,000	72,358
Drainage tunnel, Leadville, Colo					13,027	25,953
Total, Bureau of Mines	4,640,320	7,000,000	5,000,000	5,173,712	5,606,917	468,778
<b>National Park Service:</b>						
Salaries and expenses, detailed plans*	43,320	31,490		43,320	31,490	
Regional offices, detailed plans*	256,680	81,000		256,680	81,000	
Salaries and expenses, National Capital parks, detailed plans*	57,721			57,721		
Roads and trails*	5,900,000			2,750,000	4,052,709	92,544
Parkways	15,000,000			10,000,000	9,894,582	225,523
Physical improvements, buildings and utilities	2,500,000			2,500,000	205,952	24,056
Roads and trails, national parks, emergency construction					16,905	2,376
National Industrial Recovery, physical improvements						11,780
Total, National Park Service	23,757,721	112,490		15,607,721	14,282,638	356,279
<b>Fish and Wildlife Service:</b>						
Propagation of food fishes, construction and planning*	250,500			250,500		
Investigations respecting food fishes*	75,000			75,000		
Commercial fisheries, construction*	32,000			32,000		
Alaska fisheries, construction*	51,000			51,000		
Maintenance of mammals and bird reservations, detailed plans and surveys*	64,000			64,000		
Construction of byproducts plant, Pribilof Islands, Alaska					48,703	50,363
Total, Fish and Wildlife Service	472,500			472,500	48,703	50,363
<b>Government in the Territories:</b>						
Territory of Alaska:						
Construction and maintenance of roads, bridges, and trails, Alaska, surveys and plans and construction*	2,550,000			2,550,000		
Reconstruction and improvement of the Richardson Highway, Alaska	1,000,000	1,250,000	1,250,000	1,000,000	1,500,000	1,490,496
Permanent appropriation (special account): Alaska Railroad special fund, construction*	884,000	807,500	912,700	884,000	1,886,995	389,567
Puerto Rico:						
Emergency relief, revolving fund, act Feb. 11, 1936					329,442	337,606
Total, Government in the Territories	4,434,000	2,057,500	2,162,700	4,434,000	3,716,437	2,217,669
Total, Department of the Interior	216,229,791	113,784,840	27,403,150	215,683,093	183,038,988	48,085,481
<b>DEPARTMENT OF JUSTICE</b>						
<b>Federal Prison System:</b>						
Buildings and equipment, penal institutions	813,500			982,578	338,000	90,186
U. S. Penitentiary, McNeil Island, Wash., construction and repair					30,309	27,429
Federal jails, buildings and equipment					370	
U. S. Industrial Reformatory, Chillicothe, Ohio, construction					27	2,071
National Training School for Boys, Washington, D. C., buildings and equipment						1,174
U. S. Northeastern Penitentiary, Lewisburg, Pa., construction					1,706	4,477
Allotment from Public Works Administration, act of 1938						6,584
Total, Department of Justice, Federal Prison System	813,500			982,578	370,412	131,921
<b>NAVY DEPARTMENT</b>						
<b>Bureau of Yards and Docks:</b>						
Public works (national defense), continental United States*	(13)	589,231,400	<sup>14</sup> 207,500,000	(13)	295,352,109	529,453,458
<b>Coast Guard:</b>						
Establishing and improving aids to navigation*	(13)	453,000		(13)	657,927	261,256
Acquisition of vessels and shore facilities, construction*	(13)	16,000		(13)	3,892,911	3,028,989
Total, Coast Guard		469,000			4,550,838	3,290,245
Total, Navy Department		589,700,400	207,500,000		299,902,947	532,743,703

\*Includes only that part of the appropriation account used for public works planning or construction.

<sup>13</sup> Recommendations for 1947 appropriation will be made in the spring supplement to the Budget.<sup>14</sup> Excludes contract authorizations of \$589,231,400.



## STATEMENT OF APPROPRIATIONS AND OBLIGATIONS FOR FEDERAL PUBLIC WORKS—GENERAL AND SPECIAL ACCOUNTS—Continued

Organization unit and appropriation title	APPROPRIATIONS			OBLIGATIONS		
	Recommended, 1947	Actual, 1946	Actual, 1945	Estimated, 1947	Estimated, 1946	Actual, 1945
<b>DEPARTMENT OF STATE</b>						
<b>Foreign Service:</b>						
Foreign Service buildings fund.....	\$1,000,000	\$1,000,000	\$220,000	\$1,655,868	\$1,224,283	\$166,606
<b>International Boundary and Water Commission, United States and Mexico:</b>						
Construction.....	9,790,000	950,000	50,000	9,790,000	1,308,530	374,925
Rio Grande emergency flood protection.....	100,000		100,000	100,000	75,000	25,000
Transferred from: Valley Gravity Canal and storage project, Texas, Bureau of Reclamation.....					57,887	72,324
Total, International Boundary and Water Commission, United States and Mexico.....	9,890,000	950,000	150,000	9,890,000	1,441,417	472,249
<b>International Pacific Salmon Fisheries Commission:</b>						
Restoration of salmon runs, Fraser River system.....				124,000	182,825	269,937
Total, Department of State.....	10,890,000	1,950,000	370,000	11,679,868	2,848,525	908,792
<b>WAR DEPARTMENT</b>						
<b>CIVIL FUNCTIONS</b>						
<b>Quartermaster Corps:</b>						
Cemeterial expenses, War Department*.....	150,224	44,944	8,739	150,224	44,944	8,739
<b>Corps of Engineers:</b>						
Maintenance and improvement of existing river and harbor works*.....	52,815,000	35,640,600	11,359,000	52,815,000	43,201,429	4,876,045
Alteration of bridges over navigable waters of the United States.....	2,900,000			3,165,000	502,605	332,395
Flood control, general*.....	118,600,000	118,299,000	8,230,000	118,000,000	130,705,638	12,325,593
Flood control, general, emergency funds.....			12,000,000		15,206,244	9,667,839
Flood control, Mississippi River and tributaries*.....	35,000,000	35,000,000	14,258,000	35,000,000	35,832,142	17,073,013
Emergency fund for flood control on tributaries of the Mississippi River.....	500,000	500,000	500,000	500,000	977,178	1,355,387
Flood control, Sacramento River, California.....	2,000,000	2,050,000	2,800,000	2,000,000	2,024,107	3,183,918
Power plant, Bonneville Dam, Columbia River, Oreg., construction.....					641,893	30,594
Power plant, Fort Peck Dam, Mont., construction.....	1,505,000			1,505,000	2,142,461	79,066
Transferred from:						
Improvement of Washington Channel, District of Columbia.....				16,000	71,942	27,341
Development of landing areas, national defense, Office of the Administrator of Civil Aeronautics.....					2,779,901	17,065,468
Emergency fund for the President, national defense.....						11,821
Total, Corps of Engineers.....	212,720,000	191,489,600	49,147,000	213,001,000	234,085,540	66,028,480
<b>The Panama Canal:</b>						
Maintenance and operation, improvements and betterments*.....	4,480,981	1,739,700	1,311,500	5,204,381	7,788,387	3,248,072
Construction, additional facilities, national defense.....	1,118,000	810,600		2,267,908	2,969,380	2,163,113
Transferred from: Community facilities, defense public works.....					29,432	25,280
Total, Panama Canal.....	5,598,981	2,550,300	1,311,500	7,472,289	10,787,199	5,436,465
Total, civil functions.....	218,469,205	194,084,544	50,467,239	220,623,513	244,917,683	71,473,684
<b>MILITARY ACTIVITIES</b>						
<b>Corps of Engineers:</b>						
Common and industrial construction, continental United States*.....	(13)	436,275,630	381,995,700	(13)	409,594,105	742,405,828
Total, War Department.....	218,469,205	630,360,474	432,462,939	220,623,513	654,511,788	813,879,512
Total, appropriations and obligations, general and special accounts, public works.....	996,696,710	1,971,056,008	965,020,466	1,644,303,798	2,245,396,740	1,829,864,418
<b>RECAPITULATION</b>						
Total, national defense construction.....	20,107,016	1,096,081,574	799,127,439	5,940,932	784,357,028	1,553,317,329
Total, civil public works.....	976,589,694	874,974,434	165,893,027	1,638,362,866	1,461,039,712	276,547,089

\* Includes only that part of the appropriation account used for public works planning or construction.

13 Recommendations for 1947 appropriation will be made in the spring supplement to the Budget.



## THE WAR PROGRAM

Table A shows the status of the cumulative authorized war and national defense program as of three periods: At the beginning of the fiscal year 1946, when it was at a maximum; estimated as of June 30, 1946, after large rescissions recommended in the Budget Message; and estimated as of June 30, 1947. As of each period the authorizations, expenditures, and unexpended balances are given for both the activities in the general and special accounts and the Government corporations.

**TABLE A**  
**THE WAR AND NATIONAL DEFENSE PROGRAM**

[In billions]

	Cumulative from July 1, 1940, to—		
	July 1, 1945 (before re- scissions)	June 30, 1946 (after re- scissions)	June 30, 1947
<b>Authorizations:</b> <sup>1</sup>			
Appropriations.....	\$406 0	\$352 3	\$364 5
Unliquidated contract authorizations.....	9 6	2 1	1 7
Total, general and special accounts.....	415 6	354 4	366 2
Net commitments of Reconstruction Finance Corporation and affiliates <sup>2</sup> .....	16 0	13 2	10 2
Total authorizations.....	431 6	367 6	376 4
<b>Expenditures:</b>			
General and special accounts.....	281 5	330 3	346 3
Reconstruction Finance Corporation and affiliates (net).....	8 9	9 1	8 1
Total expenditures.....	290 4	339 4	354 4
<b>Unobligated balances and unliquidated obligations at end of period:</b>			
General and special accounts.....	134 1	24 1	19 9
Reconstruction Finance Corporation and affiliates.....	7 1	4 1	2 1
Total unobligated balances and unliquidated obligations.....	141 2	28 2	22 0

<sup>1</sup> Include deficiency and supplemental appropriations through Dec. 31, 1945. Exclude cumulative appropriations lapsed and other amounts carried to surplus aggregating 4 billion dollars as of June 30, 1945, and 5 billion dollars as of June 30, 1947, and June 30, 1947.

<sup>2</sup> Gross commitments less withdrawals and cancellations, and less receipts from rents, repayments, and sales.

Table B classifies war expenditures for the period July 1, 1940, to June 30, 1946, by objects of expenditure. These data are designed to serve the purpose of economic analysis and are estimates rather than precise accounting data. The total expenditures have been classified into

three major categories: (1) munitions, (2) war construction, and (3) nonmunitions. "Munitions" include both military- and civilian-type equipment and operating supplies, produced and assembled in the continental United States, except for subsistence of the armed forces and agricultural products for export, procured from war appropriations. The munitions category, with the one major exception noted below, does not include the value of new construction put-in-place in the continental United States, although it does cover construction materials produced in the United States but shipped outside the United States, as well as equipment and supplies used for the maintenance and repairs of construction facilities. Construction of the Manhattan District project is included in the munitions category. Expenditures for services not embodied in end products themselves as well as the expenditures for production items or construction made outside the United States and transfer items (second-hand ships, etc.) are classified as nonmunitions. Included in the munitions category are expenditures for procurement of combat items such as guns, ammunition, aircraft, tanks, and ships; also for trucks, construction machinery, and engineer equipment, machinery and nonagricultural raw materials for export, clothing and equipage, petroleum, and similar operating supplies. "War construction and war plant" includes outlays from war appropriations for military installations, defense plant, war housing, etc., except for the Manhattan District project, which is included in munitions. The figures for construction, however, are on a value-in-place basis and do not make allowance for advances or for lags in payments. This category covers both the construction of war plants and the machinery and equipment for installation in them. "Nonmunitions" consist of two major subcategories: (a) Pay, subsistence, and travel of the armed forces (including mustering-out pay and the Government's share of dependency allowances), and (b) other expenditures for services and various miscellaneous objects including civilian pay of the war agencies (excluding arsenals and Navy yards), stock-piling of critical materials, procurement of agricultural products for export, contract termination payments, commercial transportation and public utilities, and other minor groups.

TABLE B  
EXPENDITURES FOR WAR ACTIVITIES, JULY 1, 1940-JUNE 30, 1946

Including net outlays of Government corporations  
Classified by object

[In millions]

Period	Total	Munitions, including ships	War construction and war plant			Nonmunitions		
			Total war construction and war plant	Industrial plant and equipment	Nonindus- trial and military	Total non- munitions	Pay, subsis- tence, and travel of armed forces	Other non- munitions
Fiscal year 1941:								
July-December, 1940.....	\$1,900	\$600	\$500	\$100	\$400	\$800	\$400	\$400
January-June, 1941.....	4,700	1,500	1,700	700	1,000	1,500	700	800
Total, fiscal year 1941.....	6,700	2,100	2,200	800	1,400	2,300	1,100	1,200
Fiscal year 1942:								
July-December, 1941.....	9,200	3,500	2,800	1,400	1,400	2,800	1,100	1,700
January-June, 1942.....	19,100	8,800	4,800	2,700	2,100	5,500	2,000	3,500
Total, fiscal year 1942.....	28,300	12,300	7,600	4,100	3,500	8,300	3,100	5,200
Fiscal year 1943:								
July-December, 1942.....	33,300	17,100	7,600	3,700	3,800	8,700	4,400	4,300
January-June, 1943.....	41,800	24,900	5,100	3,000	2,100	11,800	6,700	5,100
Total, fiscal year 1943.....	75,100	42,000	12,700	6,700	6,000	20,400	11,100	9,400
Fiscal year 1944:								
July-December, 1943.....	43,400	26,700	3,100	1,700	1,400	13,700	8,000	5,700
January-June, 1944.....	46,300	28,300	1,500	900	600	16,400	9,500	6,600
Total, fiscal year 1944.....	89,700	55,000	4,600	2,600	2,000	30,100	17,800	12,300
Fiscal year 1945:								
July-December, 1944.....	44,600	26,400	1,300	800	500	16,900	11,300	5,600
January-June, 1945.....	45,900	27,400	1,300	800	400	17,200	12,000	5,200
Total, fiscal year 1945.....	90,500	53,800	2,500	1,600	900	34,100	23,300	10,800
Fiscal year 1946:								
July-December, 1945.....	32,900	14,500	700	300	300	17,700	12,300	5,400
January-June, 1946 <sup>1</sup> .....	16,100	4,600	400	200	200	11,200	6,400	4,800
Total, fiscal year 1946 <sup>1</sup> .....	49,000	19,100	1,000	500	500	28,900	18,600	10,300
Calendar year totals:								
1941.....	\$13,900	\$5,100	\$4,500	\$2,200	\$2,400	\$4,300	\$1,900	\$2,500
1942.....	52,400	25,800	12,400	6,400	6,000	14,200	6,400	7,900
1943.....	85,200	51,600	8,200	4,700	3,600	25,400	14,700	10,700
1944.....	90,900	54,800	2,800	1,700	1,100	33,300	21,100	12,200
1945.....	78,800	41,900	1,900	1,100	800	34,900	24,200	10,700

<sup>1</sup> Estimated.

NOTE.—Detail will not necessarily add to totals because of rounding. Figures are rounded to nearest 100 million.

Table C shows war expenditures on a checks paid basis for the period July 1, 1940, to June 30, 1946, classified by agency making the expenditure. These figures for expenditures are not comparable with the appropriations recorded for the various agencies inasmuch as the expenditures of funds allocated from appropriations to the President, such as the defense aid appropriations, are recorded by the agency making the expenditure.

TABLE C  
EXPENDITURES FOR WAR ACTIVITIES, JULY 1, 1940-JUNE 30, 1946


Including net outlays of Government corporations  
Classified by agency

[In millions]

Period	Total	General and special accounts								Government corporations and credit agencies (net)
		Total, general and special accounts	War Department	Navy Department	U. S. Maritime Commission	War Shipping Administration	Department of Agriculture	Treasury Department	Other	
Fiscal year 1941:										
July-December, 1940.....	\$1,911	\$1,862	\$890	\$864	\$35			\$12	\$61	\$49
January-June, 1941.....	4,744	4,439	2,798	1,448	16		\$3	13	161	305
Total, fiscal year 1941.....	6,655	6,301	3,687	2,313	51		3	24	222	354
Fiscal year 1942:										
July-December, 1941.....	9,151	8,265	4,547	2,762	250		212	135	359	886
January-June, 1942.....	19,115	17,746	9,550	5,818	680	\$132	484	584	498	1,369
Total, fiscal year 1942.....	28,266	26,011	14,097	8,580	929	132	696	719	857	2,255
Fiscal year 1943:										
July-December, 1942.....	33,289	32,114	20,002	8,227	1,131	589	750	589	826	1,175
January-June, 1943.....	41,796	39,995	22,292	12,662	1,645	516	1,261	665	955	1,801
Total, fiscal year 1943.....	75,085	72,109	42,294	20,888	2,776	1,105	2,011	1,254	1,781	2,976
Fiscal year 1944:										
July-December, 1943.....	43,440	41,864	24,223	11,983	2,099	882	984	665	1,028	1,575
January-June, 1944.....	46,281	45,174	25,026	14,555	1,713	1,040	1,159	824	858	1,106
Total, fiscal year 1944.....	89,720	87,039	49,249	26,538	3,812	1,922	2,143	1,489	1,886	2,682
Fiscal year 1945:										
July-December, 1944.....	44,602	44,152	24,185	15,052	1,773	910	629	809	794	451
January-June, 1945.....	45,899	45,877	26,154	14,995	1,454	1,132	579	965	598	21
Total, fiscal year 1945.....	90,501	90,029	50,339	30,047	3,227	2,042	1,209	1,774	1,391	472
Fiscal year 1946:										
July-December, 1945.....	32,852	32,688	19,113	9,889	645	960	865	578	636	165
January-June, 1946 <sup>1</sup> .....	16,148	16,112	8,887	4,811	410	685	473	665	181	35
Total, fiscal year 1946 <sup>1</sup> .....	49,000	48,800	28,000	14,700	1,055	1,646	1,339	1,243	817	200
Calendar year totals:										
1941.....	\$13,895	\$12,704	\$7,345	\$4,210	\$266		\$215	\$148	\$520	\$1,191
1942.....	52,404	49,860	29,552	14,044	1,810	\$721	1,235	1,173	1,324	2,544
1943.....	85,236	81,859	46,515	24,645	3,744	1,398	2,245	1,330	1,983	3,376
1944.....	90,883	89,326	49,210	29,607	3,456	1,950	1,788	1,633	1,652	1,557
1945.....	78,751	78,565	45,268	24,884	2,099	2,093	1,445	1,543	1,234	186

<sup>1</sup> Estimated.

NOTE.—Detail will not necessarily add to totals because of rounding.



## EXPLANATION OF THE ESTIMATES OF RECEIPTS UNDER EXISTING LEGISLATION

The Treasury prepares in December of each year estimates of the amount of Federal receipts expected in the current fiscal year and in the ensuing fiscal year on the basis of legislation existing at the time of making the estimates.

### TOTAL RECEIPTS

Total receipts, general and special accounts, are estimated (on the daily Treasury statement basis) in the amounts of \$39,706.6 millions in the fiscal year 1946 and \$32,938.5 millions in the fiscal year 1947. Estimated total receipts in the fiscal year 1946 show a decrease of \$8,032.9 millions from actual receipts of \$47,739.5 millions in the fiscal year 1945 and estimated fiscal year 1947 receipts show a further decrease of \$6,768.1 millions from receipts estimated for the fiscal year 1946.

The details of the estimated and actual receipts as prepared by the Treasury are shown in table 3, page A5. Throughout the tables shown in this exposition the figures are rounded and will not necessarily add to totals. The exposition utilizes the Budget classification of receipts. The footnotes to the table outline the differences between this classification and the Treasury classification of receipts.

### Percentage distribution of total receipts by sources

Source: 1	Estimated		Actual	
	1947	1946	1945	1944
Direct taxes on individuals.....	39.1	40.0	41.5	44.7
Direct taxes on corporations.....	24.9	31.2	34.3	33.6
Excise taxes 2.....	19.3	15.8	12.4	9.7
Employment taxes 3.....	5.6	4.0	3.8	3.9
Customs.....	1.3	1.0	.7	.9
Miscellaneous receipts.....	9.8	8.0	7.3	7.2
<b>Total receipts</b> .....	<b>100.0</b>	<b>100.0</b>	<b>100.0</b>	<b>100.0</b>

<sup>1</sup> This classification removes from the Treasury classification of miscellaneous internal revenue the capital stock, estate, and gift taxes. The capital stock tax is included in "direct taxes on corporations" along with current and back taxes on corporation-income and excess profits, and declared value excess profits taxes. The estate and gift taxes are placed in the "direct taxes on individuals" classification, together with current and back individual income taxes. The unjust enrichment tax is removed from the Treasury corporation "back tax" classification and included in "excise taxes." The entire adjustment of miscellaneous internal revenue from a collection to a daily Treasury statement basis is included in "excise taxes."

<sup>2</sup> Includes the unjust enrichment tax collection and all of miscellaneous internal revenue receipts except collections from the capital stock, estate, and gift taxes.

<sup>3</sup> Includes taxes collected under the Railroad Unemployment Insurance Act in addition to the taxes collected under the Federal Insurance Contributions Act, the Federal Unemployment Tax Act, and the Carriers Taxing Act of 1937, which are called "employment taxes" under the Internal Revenue Code.

The direct taxes on individuals maintain their position as the leading source of revenue throughout the fiscal years 1946 and 1947, even though they represent successively smaller percentages of total receipts in each year. Direct taxes on corporations, the second most important source of receipts, follow a more rapidly declining trend both in amount and as a percentage of total receipts. Excise taxes and customs, although representing fairly stable absolute amounts, increase as percentages of total receipts as a result of the estimated decline in total receipts in the fiscal years 1946 and 1947. Employment taxes, although declining slightly in absolute amount in the fiscal year 1946, show an increase on a percentage basis, and in the fiscal year 1947 show an increase in both absolute amount and percentage. Miscellaneous receipts show

a decline on an absolute basis but an increase on a percentage basis in the fiscal year 1946 and an increase on both bases in the fiscal year 1947.

### FISCAL YEAR 1946

Estimated receipts in the fiscal year 1946 and actual receipts in the fiscal year 1945 are compared by major sources in the following table:

#### Total and net receipts by sources <sup>1</sup>

[In millions of dollars]

Source	Estimated, 1946	Actual, 1945	Increase (+) or de- crease (-), 1946 over 1945
Direct taxes on individuals.....	15,844.8	19,788.9	-3,944.1
Direct taxes on corporations.....	12,393.6	16,399.0	-4,005.4
Excise taxes.....	6,302.5	5,934.6	+367.9
Employment taxes.....	1,551.3	1,792.7	-241.4
Customs.....	413.2	354.8	+58.4
Miscellaneous receipts.....	3,171.2	3,469.5	-298.3
<b>Total receipts</b> .....	<b>39,706.6</b>	<b>47,739.5</b>	<b>-8,032.9</b>
Deduct: Net appropriation to Federal old-age and survivors insurance trust fund.....	1,097.7	1,283.0	-185.2
<b>Net receipts</b> .....	<b>38,608.8</b>	<b>46,456.6</b>	<b>-7,847.8</b>

<sup>1</sup> See footnotes to preceding table.

In the fiscal year 1946, for the first time in 7 years, receipts of the Federal Government are expected to show a decline from the receipts of the previous fiscal year. The largest decreases occur in the receipts from the corporation income taxes, as a result of lower corporate profits, and in the receipts from the individual income taxes reflecting both lower levels of income and reductions in taxes contained in the Revenue Act of 1945. Employment tax receipts and miscellaneous receipts also contribute in a smaller measure to the decline in receipts in the fiscal year 1946. Employment tax receipts decline as a result of the estimated lower levels of salaries and wages, and miscellaneous receipts decrease as a result of smaller recoveries from the renegotiation of war contracts. Customs receipts show an increase resulting from the improved shipping situation, and receipts from excise taxes increase as a result of growing availability of taxable commodities following the surrender of Japan.

*Direct taxes on individuals.*—The yields of direct taxes on individuals are shown in the following table:

[In millions of dollars]

Source	Estimated, 1946	Actual, 1945	Increase (+) or de- crease (-), 1946 over 1945
Individual income tax:			
Withheld.....	8,061.0	10,289.2	-2,228.2
Not withheld.....	6,805.0	8,345.0	-1,540.0
Back taxes.....	314.0	511.6	-197.6
<b>Total individual income tax</b> .....	<b>15,180.0</b>	<b>19,145.8</b>	<b>-3,965.8</b>
Estate tax.....	608.0	596.1	+11.9
Gift tax.....	56.8	46.9	+9.9
<b>Total direct taxes on individuals</b> .....	<b>15,844.8</b>	<b>19,788.9</b>	<b>-3,944.1</b>



Estimated individual income tax receipts in the fiscal year 1946 are based on lower income levels than prevailed in the fiscal year 1945 and in addition reflect lower tax and withholding rates beginning January 1, 1946.

*Direct taxes on corporations.*—The details of the taxes from this source appear in the table below:

[In millions of dollars]

Source	Estimated, 1946	Actual, 1945	Increase (+) or decrease (-), 1946 over 1945
Income and excess profits taxes.....	10,629.8	14,533.6	-3,903.8
Declared value excess profits tax.....	73.8	117.9	-44.1
Back taxes (excluding unjust enrichment tax).....	1,337.7	1,375.5	-37.8
Capital stock tax.....	352.3	372.0	-19.7
Total direct taxes on corporations.....	12,393.6	16,399.0	-4,005.4

Corporate profits are estimated to have reached their peak in the calendar year 1943 and to have declined successively in the calendar years 1944 and 1945. As a result, corporation tax receipts in the fiscal year 1946, reflecting 1944 and 1945 corporate incomes, are expected to be somewhat smaller than the fiscal year 1945 receipts which reflected 1943 and 1944 corporate profits.

Receipts in the fiscal year 1946 show a further decline as a result of the passage of the Tax Adjustment Act of 1945. Under this act numerous offsets to current payments are available to corporate taxpayers, which are expected to reduce receipts substantially. These offsets to current payments arise from the carry-backs of net operating losses and unused excess profits credits and the net postwar credit for excess profits taxes. Corporations are allowed to estimate their net operating losses and unused excess profits credits for the current year and to recompute their tax for prior years using the estimated carry-backs. The reduction of taxes as determined by the recomputation is allowed as an offset to current tax payments. Under the act the net postwar credit for excess profits taxes (the postwar credit for the excess profits tax less the amounts taken currently for debt retirement) is allowed to be taken currently, reducing current tax payments. An additional offset against current tax liabilities results from the termination of rapid amortization by the Presidential Proclamation of September 29, 1945. In most cases the effect of this action was to increase the yearly amortization, which had previously been allowed on a 60-month basis, and resulted in lower tax liabilities for years prior to 1945. The difference in original and recomputed taxes may be taken as a credit against the current tax payments.

*Excise taxes.*—Receipts from this source by major groups are listed in the following table:

[In millions of dollars]

Source	Estimated, 1946	Actual, 1945	Increase (+) or decrease (-), 1946 over 1945
Liquor taxes.....	2,372.7	2,309.8	+62.9
Tobacco taxes.....	1,139.9	932.1	+207.7
Stamp taxes.....	77.5	65.5	+12.0
Manufacturers' excise taxes.....	897.7	782.1	+115.6
Retailers' excise taxes.....	423.3	424.1	-.8
Miscellaneous taxes.....	1,391.3	1,430.9	-39.6
Unjust enrichment tax.....	.1	.2	-.1
Adjustment to daily Treasury statement basis.....		-10.2	+10.2
Total excise taxes.....	6,302.5	5,934.6	+367.9

It is estimated that yields from liquor and tobacco taxes will increase as a result of a more ample civilian

supply in the case of the tobacco taxes and increased production in the case of liquor taxes. The increases would be greater were it not for the expected decline in consumer purchasing power in the fiscal year 1946. Receipts from stamp taxes on the issuance and transfer of securities are estimated to increase as a result of increased financial activity. Manufacturers' excise tax receipts are estimated to increase in the fiscal year 1946 as a result of a resumption of manufacture of many taxable items which had been discontinued during the war. Receipts from retailers' excise taxes and miscellaneous taxes show decreases as a result of the expected decline in levels of income in the fiscal year 1946 and the consequent reduction in consumer purchasing power.

*Employment taxes.*—The yields of the various employment taxes are shown below:

[In millions of dollars]

Source	Estimated, 1946	Actual, 1945	Increase (+) or decrease (-), 1946 over 1945
Federal Insurance Contributions Act.....	1,130.6	1,309.9	-179.3
Federal Unemployment Tax Act.....	174.6	184.5	-9.9
Taxes on carriers and their employees.....	264.1	285.0	-20.9
Railroad unemployment insurance contributions.....	12.0	13.2	-1.2
Total employment taxes.....	1,581.3	1,792.7	-211.4
Deduct: Net appropriation to Federal old-age and survivors insurance trust fund.....	1,097.7	1,283.0	-185.2
Net employment taxes.....	483.6	509.7	-26.2

Since the only change in tax rates was an increase in the rate upon carriers and their employees from 3¼ percent to 3½ percent on each, the decline in receipts for the fiscal year 1946 reflects the lower levels of salaries and wages upon which the estimated receipts are based.

*Customs.*—Customs receipts are estimated on the basis of improved trade conditions resulting from the surrender of Japan, and are expected to be \$413.2 millions in the fiscal year 1946, an increase of \$58.4 millions over receipts of \$354.8 millions in the fiscal year 1945.

*Miscellaneous receipts.*—Miscellaneous receipts are estimated at \$3,171.2 millions for the fiscal year 1946, a decrease of \$298.3 millions from the fiscal year 1945 receipts of \$3,469.5 millions. The decrease results from smaller recoveries from the renegotiation of war contracts as a result of the termination of renegotiation as of December 31, 1945. The remainder of miscellaneous receipts shows an increase.

#### FISCAL YEAR 1947

Estimated receipts in the fiscal years 1946 and 1947 are compared by major sources in the following table:

#### Total and net receipts by source<sup>1</sup>

[In millions of dollars]

Source	Estimated, 1947	Estimated, 1946	Increase (+) or decrease (-), 1947 over 1946
Direct taxes on individuals.....	12,874.2	15,844.8	-2,970.6
Direct taxes on corporations.....	8,191.6	12,393.6	-4,202.0
Excise taxes.....	6,343.9	6,302.5	+41.4
Employment taxes.....	1,856.5	1,581.3	+275.2
Customs.....	433.7	413.2	+20.5
Miscellaneous receipts.....	3,238.6	3,171.2	+67.4
Total receipts.....	32,938.5	39,706.6	-6,768.1
Deduct: Net appropriation to Federal old-age and survivors insurance trust fund.....	1,425.8	1,097.7	+328.1
Net receipts.....	31,512.7	38,608.8	-7,096.1

<sup>1</sup> See footnotes to first table.

Receipts in the fiscal year 1947 are expected to show a decrease of \$7,096.1 millions from the fiscal year 1946. Large decreases are shown in receipts from direct taxes on both individuals and corporations. These decreases result from the estimated lower levels of income in the fiscal year 1947 and from the passage of the Revenue Act of 1945 which reduced both corporate and individual tax liabilities. The other major sources of revenue show increases in receipts in the fiscal year 1947 as compared with the fiscal year 1946. The increases are a consequence of the expected increase in supplies of taxable commodities and services except in the case of the employment taxes, which reflect the scheduled rate increase in the calendar year 1947.

*Direct taxes on individuals.*—The yields of the direct taxes on individuals are shown in the following table:

[In millions of dollars]

Source	Estimated, 1947	Estimated, 1946	Increase (+) or decrease (-), 1947 over 1946
Individual income tax:			
Withheld.....	5,710.0	8,061.0	-2,351.0
Not withheld.....	6,178.0	6,895.0	-627.0
Back taxes.....	300.0	314.0	-14.0
Total individual income tax.....	12,188.0	15,180.0	-2,992.0
Estate tax.....	628.0	608.0	+20.0
Gift tax.....	58.2	56.8	+1.4
Total direct taxes on individuals.....	12,874.2	15,844.8	-2,970.6

Estimated receipts from the individual income tax in the fiscal year 1947 reflect the lower level of income forecast for the calendar year 1946 as compared with the calendar year 1945 and the lower tax rates under the Revenue Act of 1945. This act reduced normal and surtax rates, increased exemptions for the normal tax, and reduced withholding rates, effective with respect to the calendar year 1946 incomes. Roughly 95 percent of the receipts in the fiscal year 1947 reflect tax liabilities incurred under the provisions of the Revenue Act of 1945 as compared with only about 25 percent of the receipts in the fiscal year 1946.

*Direct taxes on corporations.*—The details of the receipts from direct taxes on corporations appear in the table below:

[In millions of dollars]

Source	Estimated, 1947	Estimated, 1946	Increase (+) or decrease (-), 1947 over 1946
Income and excess profits taxes.....	7,169.2	10,629.8	-3,460.6
Declared value excess profits tax.....	39.3	75.8	-34.5
Back taxes (excluding unjust enrichment tax).....	983.0	1,357.7	-354.7
Capital stock tax.....	.1	352.3	-352.2
Total direct taxes on corporations.....	8,191.6	12,393.6	-4,202.0

Corporate tax receipts expected in the fiscal year 1947 reflect the lower combined incomes of the calendar years 1945 and 1946 as compared with the incomes of the calendar years 1944 and 1945, which are reflected in the fiscal year 1946 receipts. In addition the 1947 receipts reflect for one-half year the changes instituted by the Revenue Act of 1945. The Revenue Act of 1945 repealed the excess profits tax and reduced the surtax rates for the calendar year 1946. Calendar year 1946 profits are expected to be lower than the calendar year 1945 profits as a result of the lower levels of income in the calendar year 1946.

*Excise taxes.*—Receipts from the major groups of excise taxes are listed in the following table:

[In millions of dollars]

Source	Estimated, 1947	Estimated, 1946	Increase (+) or decrease (-), 1947 over 1946
Liquor taxes.....	2,420.9	2,372.7	+48.2
Tobacco taxes.....	1,122.5	1,139.9	-17.4
Stamp taxes.....	85.7	77.5	+8.2
Manufacturers' excise taxes.....	1,171.2	897.7	+273.5
Retailers' excise taxes.....	362.5	423.3	-60.8
Miscellaneous taxes.....	1,181.0	1,391.3	-210.3
Unjust enrichment tax.....	(1)	.1	-.1
Total excise taxes.....	6,343.9	6,302.5	+41.4

<sup>1</sup> Less than \$50,000.

Liquor tax receipts are estimated to increase slightly in the fiscal year 1947 as a result of growing availability of supply. The increase is offset, in part, by the reduction in consumer purchasing power in the fiscal year 1947. This factor is also responsible for the decrease in estimated receipts from tobacco taxes and retailers' excise taxes. The repeal of the automobile use tax effective July 1, 1946, and the decreased purchasing power together account for the estimated decline in receipts from miscellaneous taxes. Manufacturers' excise tax receipts are expected to show an increase in the fiscal year 1947, in spite of the anticipated lowering of consumer incomes, as a result of the return to peacetime manufacture of taxable items. Receipts from stamp taxes on issuance and transfer of securities are estimated to increase as a result of increased activity in the financial and security markets.

*Employment taxes.*—The yields of the various employment taxes are shown below:


[In millions of dollars]

Source	Estimated, 1947	Estimated, 1946	Increase (+) or decrease (-), 1947 over 1946
Federal Insurance Contributions Act.....	1,464.0	1,130.6	+333.4
Federal Unemployment Tax Act.....	148.9	174.6	-25.7
Taxes on carriers and their employees.....	233.6	264.1	-30.5
Railroad unemployment insurance contributions.....	10.0	12.0	-2.0
Total employment taxes.....	1,856.5	1,581.3	+275.2
Deduct: Net appropriation to Federal old-age and survivors insurance trust fund.....	1,425.8	1,097.7	+328.1
Net employment taxes.....	430.7	483.6	-52.9

Despite the expected decline in levels of salaries and wages, total receipts from employment taxes are estimated to increase in the fiscal year 1947 as compared with the fiscal year 1946 because of the rate increase from 1 percent to 2½ percent on both employer and employee scheduled under the Federal Insurance Contributions Act for the calendar year 1947. If the rate is not allowed to increase, it is estimated that the fiscal year 1947 receipts will be \$418.5 millions less than shown in the table.

*Customs.*—Customs receipts are expected to be \$433.7 millions in the fiscal year 1947. The increase of \$20.5 millions over the estimated receipts of \$413.2 millions in the fiscal year 1946 reflects more normal trade relationships, offset by a considerable decrease in imports of wool.

*Miscellaneous receipts.*—Miscellaneous receipts are estimated at \$3,238.6 millions in the fiscal year 1947, an increase of \$67.4 millions over the fiscal year 1946 receipts of \$3,171.2 millions. The increase is the result of an estimated rise in receipts from the sale of surplus property, offset to some extent by smaller recoveries from the renegotiation of war contracts.



---

---

## APPENDIXES

---

- Appendix 1. Explanation of the Budget Contents.
- Appendix 2. Summary of Cash Operations of the United States Treasury.
- Appendix 3. Analysis of the Public Debt.
- Appendix 4. Contingent Liabilities of the United States, June 30, 1945.
- Appendix 5. Permanent Appropriations, General and Special Accounts.
- Appendix 6. Comparison of Expenditures by Organization Units, Fiscal Years 1939 Through 1945.
- Appendix 7. Unexpended Balances of General and Special Account Appropriations as of June 30, 1945, and Appropriations for the Fiscal Year 1946 as of November 1, 1945.
- Appendix 8. Receipts and Expenditures, General and Special Accounts, Fiscal Years 1938 Through 1947.



## APPENDIX I

### EXPLANATION OF THE BUDGET CONTENTS

The basic authority for the Budget document is the Budget and Accounting Act of 1921 which provides for a national budget system. Under that act, the President must transmit an annual Budget to the Congress on the first day of each regular session. This Budget begins with the Budget Message of the President which indicates the broad policies underlying its formulation and describes the major Budget programs. The message is followed by a series of four charts, which show the trends of receipts, expenditures, and debt over a decade, and by a Budget résumé, which brings together on a single page various receipt, expenditure, appropriation, and debt totals for the fiscal years 1945, 1946, and 1947; they are based on existing and proposed new authorizing legislation. For data supporting the charts see appendix 8 and the description thereof in the closing paragraph of this appendix. The remainder of the Budget is divided into three major parts and several appendices; a discussion and explanation of the contents of each follows.

#### PART I. SUMMARY AND SUPPORTING TABLES

Part I consists of two over-all summary tables and nine supporting tables of actual and estimated receipts and expenditures and of actual and recommended appropriations and other authorizations. The estimates and recommendations in the detailed supporting tables include only those for which basic authorizing legislation already exists. The summary tables, however, also include tentative lump-sum amounts based on the new authorizing legislation recommended in the Budget Message. Detailed estimates and recommendations for the programs for which new authorizing legislation is proposed will be transmitted to the Congress after the enactment of such legislation.

The summary and supporting tables include tentative lump-sum estimates for most of the major war agencies and for the activities of liquidated emergency war agencies which have been transferred to old-line agencies. Detailed recommendations for these war agencies will be submitted to the Congress in the spring as in the past 3 years.

Tentative lump-sum estimates of anticipated supplemental appropriations and the related expenditures appear in the summary tables; detailed recommendations will be submitted later.

The summary and supporting tables also include tentative lump-sum estimates for the activities of the wholly owned Government corporations. "Business type" budgets for these corporations as required by the Government Corporation Control Act, Public Law 248, approved December 6, 1945, will be transmitted to the Congress in the spring of 1946.

TABLE 1. BUDGET SUMMARY OF RECEIPTS AND EXPENDITURES

Table 1 summarizes the Budget program as reflected by cash receipts and expenditures. This table shows the estimates of receipts and expenditures for the fiscal years 1946 and 1947 and actual receipts and expenditures for

fiscal year 1945. All estimates are reviewed by the Bureau of the Budget. Budget classifications of actual receipts and expenditures are in large measure based on Treasury tabulations, but differ in some respects for purposes of summary and economic analyses.

Table 1 is arranged in the following four sections: (1) General and special accounts, (2) checking accounts of Government corporations and credit agencies with the Treasurer of the United States, (3) trust accounts, and (4) effect of operations on the public debt. A discussion of each of these sections follows.

#### GENERAL AND SPECIAL ACCOUNTS

The general accounts of the Government cover receipts not designated by Congress for specific purposes. Most appropriations and expenditures are made from such funds. Special accounts, commonly called special funds, are credited with receipts earmarked by Congress for specified purposes. The special accounts are identified in tables 3 and 5 and in part II of the Budget document.

*Receipts.*—Receipts and expenditures from general and special accounts are shown in the first section of table 1. Repayments to appropriation accounts are treated as credits to expenditures in this and other supporting tables rather than as receipts. The receipts from taxes for fiscal years 1946 and 1947 are estimated by the Treasury Department; a discussion of these estimates by the Treasury Department is presented in part III. Miscellaneous receipts for these years are estimated by the various collecting agencies. Actual receipts for fiscal year 1945 are those which have been deposited with the Treasurer of the United States. Detailed information on receipts by source is presented in table 3.

Attention is called to the refundable portion of the excess-profits taxes included under "direct taxes on corporations." Estimates of these refundable taxes are shown in a footnote to table 1. The collections of refundable taxes are shown as receipts, whereas excess-profits tax refund bonds are reported as general and special account expenditures (under "refunds") and as public debt receipts at the time the bonds are issued.

*Expenditures.*—Estimates of expenditures for fiscal years 1946 and 1947 are prepared by the various departments and agencies, and reviewed by the Bureau of the Budget. Actual expenditures for fiscal year 1945 represent checks which have been paid by the Treasurer of the United States less repayments credited to appropriation accounts. Greater detail on expenditures is presented by function and organization unit in table 4 and by organization unit and appropriation title in table 5.

The four following categories of the functional expenditure classification used in table 1 are discussed below: Refunds, interest on the public debt, international finance, and statutory public debt retirement. The first of these items includes refunds of customs and internal revenue and excess-profits tax refund bonds issued. The refund bonds are reported as expenditures of general and special accounts at the time they are issued, although such action does not involve a cash payment to the public.

Interest on the public debt includes accrued discount on savings bonds, discount on Treasury bills, and interest credited to trust and other investment accounts.

International finance includes subscriptions to the International Monetary Fund, the International Bank for Reconstruction and Development, and the Export-Import Bank, and expenditures against the proposed line of credit to the United Kingdom. The portion of the United States subscription to the International Monetary Fund financed from the Exchange Stabilization Fund established under the Gold Reserve Act of 1934 is excluded from this table.

Statutory public debt retirement is made from either the cumulative sinking fund or, under special provisions of law, from specified receipts. The cumulative sinking fund was established by the Victory Liberty Loan Act for the purpose of providing a regular and systematic means of retiring debt. In recent years, because of deficit financing, little use has been made of the sinking fund for this purpose. As of December 31, 1945, the sinking fund had unused appropriations of approximately 5.5 billion dollars.

There is generally a difference—sometimes a great difference—between the amounts of appropriations and of expenditures for a given purpose for any one fiscal year. Appropriations for a given year are based upon the estimated amount of obligations to be incurred in that year, some of which will be liquidated during subsequent years, whereas expenditures indicate the amount of cash actually disbursed during the fiscal period. There is generally some time lag between the enactment of an appropriation, the incurring of obligations thereunder, and the subsequent expenditures.

#### CHECKING ACCOUNTS OF GOVERNMENT CORPORATIONS AND CREDIT AGENCIES WITH THE TREASURER OF THE UNITED STATES

The financial transactions of Government corporations and credit agencies are quite different in character and significance from those of the regular Government agencies and affect the Budget and the Treasury in a different manner from the ordinary receipts and expenditures of the Government.

Initial financial requirements of these agencies are frequently financed in part from appropriations from the general fund of the Treasury. Initial and subsequent subscriptions to their paid-in capital are usually purchased by the Secretary of the Treasury or by another official of the Government on behalf of the United States from appropriated funds, or by another corporation from its own funds. The United States thereby acquires a direct or indirect proprietary interest in the corporations and credit agencies. Annual appropriations from general and special accounts are made to a few of these agencies for the payment of their operating expenses or for making loans or grants. Appropriated funds which are expended in making loans are returned, in whole or in part, to the Treasury when the loans are collected or the agencies are liquidated.

Several of the corporations and credit agencies have been granted limited statutory authority to obtain funds for general or specific purposes by issuing bonds and debentures guaranteed by the United States. The maximum borrowing power of each of these agencies and the amounts of their outstanding obligations are shown in appendix 4.

The Government corporations and credit agencies finance a substantial portion of their cash requirements from collections of interest on loans and investments, revenues from the sale of their products and services, re-

payments on loans, and receipts from the sale of collateral security acquired by foreclosure. These receipts finance the normal operations of most of the agencies; additional funds are obtained by borrowing or from capital subscriptions to finance expanding activities of the agencies. On the other hand, a reduction in the amount of loans, investments, or properties owned by these agencies provides surplus funds which are then available for the retirement of outstanding bonds and debentures or of capital and surplus. During the fiscal year 1941 several of the corporations returned a portion of their capital and surplus funds to the Treasury pursuant to the act approved June 25, 1940. In some cases, these repayments are held in revolving funds available for resubscription.

Net expenditures of Government corporations and credit agencies from checking accounts maintained with the Treasurer of the United States as banker or fiscal agent are shown in the second section of table 1. Deposits with the Treasurer of the United States are available for expenditure without the necessity for appropriations except that appropriation acts have placed congressional limitations on certain loans and expenses of Government corporations and credit agencies.

This table reports only net expenditures or the difference between gross receipts and expenditures for each fiscal year. These expenditures are segregated between those which relate to (1) national defense, (2) international finance, (3) redemption of obligations in the market (net), and (4) other activities; these three categories are discussed below.

The item "national defense," heretofore labeled "war activities," includes the operations of the Reconstruction Finance Corporation formerly handled through the Defense Plant Corporation, Defense Supplies Corporation, Metals Reserve Company, and Rubber Reserve Company, operations of the War Damage Corporation, allocations of funds by the Reconstruction Finance Corporation to the United States Commercial Company, Rubber Development Corporation, Petroleum Reserve Corporation, and Defense Homes Corporation, and other expenditures for national defense purposes.

"International finance" reflects the net expenditures of the Export-Import Bank, and expenditures arising from the Bretton Woods Agreements and from the proposed line of credit to the United Kingdom. These expenditures are designed to assist in the restoration of economies disrupted by war and to promote the foreign trade of the United States.

"Redemption of obligations in the market (net)" represents the net expenditures for the retirement of outstanding bonds, debentures, and notes of the Government corporations and credit agencies held by the public, including those retired with funds borrowed from the Treasury.

The item "other activities" covers the net expenditures from checking accounts with the Treasurer of the United States for the remaining activities of the Government corporations and credit agencies, including the net expenditures of several small special deposit and miscellaneous checking accounts.

Greater detail supporting the net expenditure totals is presented in table 9. This Budget document does not include the statements of cash receipts and expenditures which have constituted part III of past Budget documents. These statements will be replaced by "business type" budgets in accordance with the provisions of the Government Corporation Control Act. These budgets covering the entire operations of the wholly owned Gov-



ernment corporations will be submitted to Congress during the spring of 1946.

#### TRUST ACCOUNTS

The third major section of table 1 summarizes the information on receipts and expenditures of trust accounts which is presented in tables 10 and 11, respectively. In general, trust account receipts relate to moneys received by the Government for the special benefit of individuals or classes of individuals. Such moneys are held in trust for beneficiaries, and hence are not available for general expenditure. Trust receipts include transfers from general and special accounts. Trust funds which are not needed to pay benefit payments and other expenses are, for the most part, invested in securities of the United States. Purchases of securities are presented on a net basis, *i. e.*, expenditures for the purchase of securities less the proceeds from the sale or redemption of securities.

#### EFFECT OF OPERATIONS ON THE PUBLIC DEBT

The concluding section of table 1 summarizes the effect on the public debt of operations under all three sets of accounts discussed above. The public debt excludes the comparatively small guaranteed debt of Government corporations and credit agencies. An analysis of the public debt by type of issue outstanding as of June 30, 1944 and 1945, is shown in appendix 3.

Any excess of expenditures over receipts is financed by the Treasury through the sale of Government securities to the public, to trust accounts, and to Government corporations and credit agencies. The sale less the redemption of Government securities represents the increase in the public debt.

#### TABLE 2. BUDGET SUMMARY OF APPROPRIATIONS AND OTHER AUTHORIZATIONS

Table 2 summarizes the Budget program as reflected by appropriations and other authorizations recommended by the President for fiscal year 1947 and the amounts enacted by Congress for fiscal years 1945 and 1946. Rescissions enacted by Congress and recommendations for additional rescissions of appropriations and contract authorizations, including those in H. R. 4407, which was vetoed by the President, are also shown.

Appropriations authorize employment of personnel, purchase of supplies and equipment, the awarding of contracts, and the withdrawal of funds from the Treasury for these and other specified purposes. They are of two general types: Annual and permanent. An annual appropriation is one which is acted upon each year by Congress. A permanent appropriation is automatically renewed each year, pursuant to prior legislative enactment, without annual action by Congress.

Appropriations may be either definite or indefinite in amount. A definite appropriation is one the amount of which is stated in the appropriation act as a specific sum of money. An indefinite appropriation is one the amount of which is not stated in the appropriation act as a specific sum of money, but is determinable at some future date; *e. g.*, an appropriation of receipts from a certain source or an appropriation based on certain financial requirements such as the interest on the public debt. Most special account and trust account appropriations are in the "permanent-indefinite" category.

Appropriations may be available for obligation for a definite or indefinite period of time. Most appropria-

tions are only available for obligation during a single fiscal year, but some appropriations are available for obligation for a longer period of years. Appropriations for construction are generally available for incurring obligations for an indefinite period of time until the project covered by the appropriation is completed or terminated. Table 2 includes all of these types of appropriations.

#### GENERAL AND SPECIAL ACCOUNTS

*Appropriations.*—Appropriations from the general and special accounts under existing legislation and also proposed legislation are shown in the first section of table 2. "Indefinite" appropriations for fiscal year 1946 are estimated, since the amounts involved cannot be definitely determined until after the close of the fiscal year on June 30, 1946. Greater detail on general and special account appropriations is presented by function and organization unit in table 4 and by organization unit and appropriation title in table 5.

*Reappropriations.*—Reappropriations of the unobligated balances of general and special account appropriations are shown in this section. They continue the availability of unused balances of appropriations which otherwise would expire. Prior to the war, reappropriations were relatively small in amount. Large reappropriations in recent years are principally for the War Department and the defense aid (lend-lease) program. Detailed information on reappropriations is presented in table 6 by organization unit and appropriation title.

*Contract authorizations.*—A contract authorization is a statutory authorization by Congress—generally in an appropriation act—empowering the designated agency to enter into contracts and incur obligations for a stated purpose prior to enactment of an appropriation. A contract authorization, however, does not authorize the payment of the bills arising from the obligations incurred. In order to pay these bills, an appropriation to liquidate the contract authorizations must first be enacted by Congress. Such appropriations to liquidate contract authorizations are included under general and special account appropriations.

The contract authorizations for the naval expansion program are based on tonnage and are indefinite in amount. The financial significance of the indefinite contract authorizations included in this section must therefore be estimated. As the program progresses and unit costs change, the estimates are revised accordingly.

The new contract authorizations and appropriations to liquidate prior contract authorizations for fiscal year 1947 include tentative estimates for some of the war agencies. More detail on contract authorizations and on appropriations to liquidate contract authorizations is presented in table 7.

*Authorizations treated as public debt transactions.*—The Congress has authorized the Treasury to provide the new funds for the International Monetary Fund, the International Bank for Reconstruction and Development and the Export-Import Bank by the issuance of Government securities. The portion of the United States subscription to the International Monetary Fund financed from the Exchange Stabilization Fund established under the Gold Reserve Act of 1934 is excluded from this table. This section also includes the proposed line of credit to be extended to the United Kingdom.

*Rescissions of appropriations and contract authorizations.*—The Congress has directed the President through the Bureau of the Budget to maintain a continuous study of appropriations and contract authorizations made for

national defense and war purposes and to recommend the rescission of such funds no longer required for the purposes for which they were granted. This section of table 2 shows the rescissions included in H. R. 4407 as enacted by the Congress, but vetoed by the President, which have been placed in a nonexpendable reserve. It also includes recommendations for additional rescissions of appropriations and contract authorizations.

#### POSTAL ACCOUNTS

*Appropriations.*—Appropriations of postal accounts, shown in the second section of table 2, cover all postal operations. These operations are financed from postal revenues, supplemented, when necessary, by appropriations from general and special accounts. The expenditures shown in table 1 include only those made from general and special account appropriations. Detailed information on appropriations for postal operations is presented in part II.

#### TRUST ACCOUNTS

*Appropriations.*—Trust account appropriations, summarized in the third section of table 2, are mostly permanent indefinite appropriations of designated receipts. The amounts shown for these indefinite appropriations for fiscal years 1946 and 1947 are the same as the estimated receipts. The slight variations between the actual appropriations and receipts shown for fiscal year 1945 are principally due to the time lag between the deposit of the receipts with the Treasurer of the United States and the issuance of appropriation warrants. Detailed information on trust account appropriations is presented in table 11.

#### TABLES 3-11

Tables 3 to 11, inclusive, present information in support of tables 1 and 2. Table 3 itemizes general and special account receipts by source. Table 4 presents supporting detail for the general and special account appropriations and expenditures classified by function and itemized by bureau or other organization unit. Table 5 presents supporting detail for the general and special account appropriations and expenditures, classified by organization unit and itemized by appropriation title. The items appear in the same sequence as the detailed estimates of general and special account appropriations in part II. The public works projects which heretofore have been shown in a separate section of table 5 entitled "General Public Works Program" are distributed in this Budget among the respective departments and agencies.

Table 6 shows the supporting detail for the reappropriations of unobligated balances of general and special accounts, classified by organization unit and appropriation title. Table 7 itemizes contract authorizations and appropriations to liquidate contract authorizations. Table 8 presents supporting detail for the rescissions of appropriations and contract authorizations.

Table 9 itemizes the net expenditures of Government corporations and credit agencies from checking accounts with the Treasurer of the United States. Table 10 itemizes trust account receipts by source. Table 11 itemizes appropriations and expenditures of trust accounts; the items are grouped in this table according to the classification of trust account expenditures in tables 1 and 2.

## PART II. DETAILED ESTIMATES OF APPROPRIATION AND OTHER AUTHORIZATIONS

Part II is by far the longest section of the Budget document. It contains the recommendations of the President with respect to the appropriation language and the appropriations to provide for Federal activities during the fiscal year 1947, and the detailed schedules in support of those recommendations. Part II does not include any appropriation language or supporting schedules for the preliminary lump-sum estimates included for (1) most of the major war agencies and the activities of liquidated war agencies which have been transferred to old-line agencies; (2) the programs for which new authorizing legislation is required; (3) the Government corporations subject to the provisions of the Government Corporation Control Act; and (4) anticipated supplemental appropriations; detailed estimates will be submitted to the Congress later.

Presidential recommendations most frequently take the form of suggested appropriations, but occasionally reappropriations, contract authorizations and authorizations treated as public debt transactions are proposed. As discussed previously, appropriations authorize employment of personnel, the purchase of supplies and equipment, the awarding of contracts, and the withdrawal of funds from the Treasury for these and other specified purposes and are usually available for obligation for only 1 fiscal year. Reappropriations, however, continue the availability of balances of appropriations which otherwise would expire. Contract authorizations provide for the letting of contracts and the incurring of obligations, but do not authorize the payment of bills arising from the obligations incurred. In order to pay these bills, appropriations to liquidate the contract authorizations must be enacted by Congress.

These Presidential recommendations are arranged in chapters in the order of departments or major agencies shown on the face sheet at the beginning of part II. Independent offices are grouped with the Executive Office of the President. The public works projects which heretofore have been shown in the chapter headed "General Public Works Program" are distributed in this Budget among the respective departments and agencies.

Each chapter begins with a summary table which compares the estimates for fiscal year 1947 for all major units of the department or agency with the actual appropriations or other authorizations for fiscal year 1946 up to the time of submission of this Budget. The table is followed by an "Explanatory statement" describing functions and programs. The extended remaining portion of each chapter is headed "Estimates of Appropriation" and consists of the proposed appropriation language and the detailed schedules of obligations for each appropriation title. An example of proposed appropriation language appears below:

#### Salaries and Expenses, ————— Commission—

Salaries and expenses: For [every expenditure requisite for and incident to] all expenses necessary for work of the \_\_\_\_\_ Commission, including not to exceed [ \$109,000 ] \$105,000 for travel expenses; purchase (not to exceed two), maintenance, and operation of passenger automobiles; law books, books of reference, and periodicals; newspapers: not to exceed \$2,000 for deposit in the general fund of the Treasury for cost of penalty mail as required by section 2 of the Act of June 28, 1944 (Public Law 364); and not to exceed [ \$1,012,000 ] \$992,000 for personal services in the District of Columbia; [ \$1,200,000 ] \$1,236,000. (16 U. S. C. 791-825;

15 U. S. C. 717; Act of May 3, 1945, Public Law 49; Act of Dec. 28, 1945, Public Law 269.)

Estimate 1947, \$1,236,000 Appropriated 1946, \$1,230,000

\* Includes \$30,000 appropriated in the First Deficiency Appropriation Act, 1946.

The bold-face side heading above is the official title which identifies the appropriation. The subsequent legal phraseology indicates the nature and scope of the activities to which the expenditures of the indicated amount must be restricted. Bracketed material indicates those words and figures in the previous 1946 act which it is proposed be omitted from the 1947 act; similarly, italicized words show proposed additions. Italicized symbols, words, and figures in parentheses at the end of the appropriation language give citations to relevant laws and to the 1946 annual or deficiency appropriation act if it contained funds for the same purpose.

Below the last line of appropriation language the dollar amounts indicate at the left the recommended estimate for fiscal year 1947 and at the right the appropriation for fiscal year 1946. The amount shown for fiscal year 1946 includes any supplemental appropriations up to the date of this Budget, as indicated by the footnote to the illustration. Footnotes are also used if a function has been transferred or is proposed to be transferred to or from another appropriation. When appropriations are based on the receipts of special accounts and trust accounts the figure shown for appropriations for fiscal year 1946 must be estimated. In connection with some special and trust accounts the entry "Appropriated, 1946, \$———" is accompanied immediately below by the entry "Revised, 1946, \$———"; the latter figure indicates the revision from the estimate published a year ago.

The appropriation language is followed by a comparative schedule of obligations showing actual obligations for the fiscal year 1945 and estimated obligations for the fiscal years 1946 and 1947. The obligations are for financial liabilities incurred for orders placed, contracts awarded, services rendered, and the like, and in certain cases the amounts shown include expenditures which have not been preceded by obligations.

The following discussion of the schedule of obligations first covers the initial major section, which breaks down the obligations by objects, and then the usual second major section, which breaks down the obligations by projects or functions. An example of the initial major break-down by objects is given below:

By objects	Obligations					
	Estimate, 1947		Estimate, 1946		Actual, 1945	
	Man-years	Total salary	Man-years	Total salary	Man-years	Total salary
<b>PERSONAL SERVICES, DEPARTMENTAL</b>						
Clerical, administrative, and fiscal service: Grade 16. In excess of \$9,800: Commissioner.....	4	\$43,200	4	\$43,200	3.7	\$37,000
Professional service: Grade 7. Range \$7,175 to \$8,225: Chief counsel.....	6	43,313	6	43,313	5.5	35,981
Subprofessional service: Grade 4. Range \$1,902 to \$2,298.....	12	23,022	12.4	23,783	9.5	16,530
Crafts, protective, and custodial service: Grade 2. Range \$1,440 to \$1,770.....	15	21,864	16.5	24,024	13.3	15,758
Executive order grades: Grade 15. Rate of \$5,200: Attorney.....	2	10,000	1.6	7,720	2.7	12,406
Unclassified.....	2	2,800	2	2,800	1.8	2,520
Total permanent, departmental.....	350	901,925	371.5	1,016,830	351.2	721,145
Temporary employment, departmental.....	3	7,500	3	7,500	3	7,500
Part-time employment, departmental.....	1.4	3,667	1.4	3,680	1	2,500
W. A. E. employment, departmental.....	1	2,500	0.7	1,875	0.7	1,875
W. O. C. employment, departmental.....	2	0	1.5	0	1.5	0
\$1-per-year employment, departmental.....	8	8	10	10	4.2	4

By objects	Obligations					
	Estimate, 1947		Estimate, 1946		Actual, 1945	
	Man-years	Total salary	Man-years	Total salary	Man-years	Total salary
<b>PERSONAL SERVICES, DEPARTMENTAL—CON.</b>						
Overtime pay, departmental.....		\$8,500		\$149,325		\$129,720
Additional compensation, departmental.....		4,500		4,500		3,426
Night-work differential, departmental.....		3,400		3,400		3,400
All personal services, departmental.....	367.4	992,000	390.1	1,187,120	363.4	869,570
<b>PERSONAL SERVICES, FIELD</b>						
Clerical, administrative, and fiscal service: Grade 12. Range \$5,180 to \$6,020: Chief, New York office.....	1	5,600	1	5,600	0.9	4,410
Grade 7. Range \$2,980 to \$3,640.....	2	6,180	1.5	4,600	1	2,800
Professional service: Grade 3. Range \$3,640 to \$4,300: Associate attorney.....					0.8	2,271
Crafts, protective, and custodial service: Grade 3. Range \$1,572 to \$1,902.....	10	16,380	12.4	22,637	10	13,800
Executive order grades: Grade 12. Rate of \$3,600: Appraiser.....	2	7,100	3	10,600	2.7	9,337
Unclassified.....	2	1,000	5.6	3,124	2	1,050
Total permanent, field.....	33	88,000	42.6	114,145	31.5	71,163
Overtime pay, field.....		12,300		26,580		14,233
All personal services, field.....	49.1	122,000	58.4	162,425	51.4	109,096
Total, departmental and field.....	416.5	1,114,000	432.7	1,349,545	414.8	978,666
Deduct quarters and subsistence furnished.....		2,000		1,845		1,741
01 Personal services (net).....	416.5	1,112,000	432.7	1,347,700	414.8	976,925
<b>OTHER OBLIGATIONS</b>						
02 Travel.....		105,000		109,000		104,265
03 Transportation of things.....		1,000		900		780
04 Communication services.....		13,600		14,000		12,340
Payment for penalty mail.....		2,000		2,000		1,940
05 Rents and utility services.....		7,200		7,200		6,920
07 Other contractual services: Advertising and notices.....		3,000		3,000		2,735
Photographing.....		2,500		2,500		1,950
09 Equipment.....		2,000		2,000		2,970
Unvouchered.....		20,000		20,000		15,000
Total other obligations.....		156,300		160,600		148,900
Grand total obligations.....		1,268,300		1,508,300		1,125,825

The initial major section of the obligations schedule, arranged by object of expenditure, utilizes symbol numbers for ready reference, e. g., 01 Personal services, 02 Travel, and 03 Transportation of things, etc. Only those objects of expenditure which are relevant to a given schedule are printed.

It will be noted that of the various objects of expenditure the greatest detail is shown for 01 Personal services. The primary division here is between the departmental employees serving at the headquarters or central office and those in the field service at other offices which may be scattered throughout the country.

Within the departmental and field service categories, subcategories indicate the types of service of the permanent positions established by the Civil Service Commission. These types include the clerical, administrative, and fiscal service; professional service; subprofessional service; crafts, protective, and custodial service; Executive order grades; grades established by special acts; and unclassified. The grades within each type of service are arranged in descending order of salary ranges; operating titles are listed separately if the basic salary is above \$3,640, and by groups if below that amount. On each line dual columnar entries at the right indicate the man-years of employment and the total salary for each of the 3 fiscal years.

Following the total line for both departmental and permanent field personnel, one-line entries cover special

categories such as temporary, part-time, and \$1-a-year employment. Deductions are then made for the value of quarters, subsistence, etc., thus adjusting the salaries of those employees at Federal institutions, *e. g.*, who must pay for the accommodations they are furnished.

The total line for 01 Personal services (net) is followed by one-line entries for (a) other obligations, such as 02 Travel and 03 Transportation of things, and (b) adjustments for reimbursements, transfers, and the like indicated in the following example from a typical schedule. The final line shows the total estimate or appropriation for fiscal years 1946 and 1947 which agrees with the bold-face figures at the end of the appropriation language.

By objects	Obligations		
	Estimate, 1947	Estimate, 1946	Actual, 1945
Grand total obligations.....	\$1,268,300	\$1,508,300	\$1,125,825
Reimbursements for services performed.....		-3,500	-2,505
Payments received from non-Federal sources.....	-7,500	-6,000	-5,980
Transferred to "Miscellaneous researches, transferred funds, National Bureau of Standards".....		+5,500	+4,419
Received by transfer from--			
"Loans, grants, and rural rehabilitation, Department of Agriculture".....			-20,000
"Conservation and use of agricultural land resources, Department of Agriculture".....			
"Salaries and expenses, Bureau of Foreign and Domestic Commerce".....		-15,000	-15,000
"Prior year balance available in 1945".....		-3,000	-2,000
1945 balance available in 1946.....			-9,700
1946 balance available in 1947.....		-4,200	+4,200
1947 balance available in 1948.....	-6,500	+6,500	
Reappropriation of 1945 balance for 1946.....	+2,000		
1945 appropriation obligated in 1944.....		-13,500	+13,500
Appropriations of subsequent years obligated in 1947.....			+2,800
Appropriations of subsequent years obligated in 1947.....	-25,000		
Net total obligations.....	1,236,000	1,475,100	1,095,559
Covered into Treasury in accordance with Public Law 369.....		+10,900	
Excess of obligations over appropriation due to Public Law 106.....		-256,000	
Estimated savings, unobligated balance.....			4,441
Total estimate or appropriation.....	1,236,000	1,230,000	1,100,000

The preceding discussion covers the break-down by objects in each schedule of obligations. In a considerable number of cases this is followed by another break-down by activities, projects, or functions. An example of this second major portion of obligation schedules is given below:

By projects or functions	Obligations		
	Estimate, 1947	Estimate, 1946	Actual, 1945
1. Administration.....	\$186,100	\$202,200	\$160,697
2. Economic investigations.....	231,200	288,000	216,241
3. Trade practice agreements.....	387,200	412,100	297,572
4. Unlawful practices.....	375,000	430,095	307,362
5. Overtime pay.....	88,800	175,905	143,953
Grand total obligations.....	1,268,300	1,508,300	1,125,825
Adjustments (see objects schedule for detail).....	-32,300	-278,300	-25,825
Total estimate or appropriation.....	1,236,000	1,230,000	1,100,000

### PART III. SPECIAL ANALYSES AND TABLES

Part III is a new feature of this Budget document. It brings together special analyses and tables on the following subjects: (1) The Government's Budget and the Nation's Budget, (2) summary of payments to and receipts from the public, (3) Federal activities in public works, (4) the war program, and (5) explanation of the estimates of receipts under existing legislation. The section on Federal activities in public works is new; the data for the other

sections have been shown in the Budget Message and in summary and appendix tables in past Budget documents. An explanation of the special analyses and tables contained in part III follow.

#### THE GOVERNMENT'S BUDGET AND THE NATION'S BUDGET

The table on the Government's Budget and the Nation's Budget shows the income and expenditure picture for the economy of the United States as a whole. The second text table in the Budget Message gives figures for calendar year 1944 and an estimate for the fourth quarter of calendar year 1945 on an annual rate, thus contrasting the all-out war economy with the demobilization economy. The first section of part III of the Budget document shows a detailed presentation of the Government's Budget and the Nation's budget for calendar years 1944 and 1945 and for the fourth quarter of calendar year 1945 on an annual rate.

The Nation's Budget shows receipts and expenditures of the Nation as a whole—a broader concept than the Government's Budget which shows receipts and expenditures of the Federal Government. In the Nation's Budget receipts and expenditures are classified in terms of consumers, businesses, State and local governments, and the Federal Government. Receipts and expenditures of the Federal Government correspond with the concepts used in the summary of payments to and receipts from the public, which is explained below. Intragovernmental and noncash transactions are excluded from Government receipts and payments.

The table illustrates the essential balance of all national accounts. Total receipts and total expenditures must be equal by definition since every expenditure by one group must be received by another group and every receipt represents an expenditure by someone else.

The figures are based on the national income concepts used by the Department of Commerce. Gross national product as defined by the Department of Commerce is a comprehensive measure of the output of the economic system. It measures the value of currently produced goods and services. The Commerce Department concept of gross national product and its components are explained in the *Survey of Current Business*, March 1943. The data have been modified so that the Government figures correspond with the concepts used in the Budget table of payments to and receipts from the public which appears in the following section of part III.

#### SUMMARY OF PAYMENTS TO AND RECEIPTS FROM THE PUBLIC

This section of part III summarizes the Budget program as reflected by payments to and receipts from the public, indicating the actual flow of money between the Federal Government and the "public," which includes individuals, private corporations, and State, local, and foreign governments. It presents a picture of the financial operations for the Federal Government as a unit, subordinating differences between types of "accounts" or funds, and eliminating intragovernmental and noncash transactions. These transactions affect both receipts and expenditures in the same amount, and are thus neutral in respect to cash balance or debt changes.

Payments to the public are shown in this table under the accounts from which the disbursements to the public are made. Receipts from the public are shown under the account to which the collections from the public are deposited except in two cases: (1) The net appropriations

from general and special account receipts to the Federal old-age and survivors insurance trust fund are treated as trust account receipts and therefore are excluded from "employment taxes" and included under trust account receipts, and (2) the refundable portion of the excess-profits taxes are treated as borrowings rather than tax receipts and are therefore excluded from "direct taxes on corporations" and included under "borrowing from the public."

Since Government corporations are treated in this table as an integral part of the Federal Government, their sales of obligations on the market are combined with other Federal borrowing to arrive at "borrowing from the public (net)." When redemptions of these obligations exceed sales, borrowing from the public is reduced.

The amounts shown in this table are derived from table 1 by eliminating transactions which take place within the Federal Government and noncash transactions with the public in which the flow of money is not involved. Redemptions of adjusted service bonds have been added to "other activities—trust accounts" and cash payments to the International Monetary Fund from the Exchange Stabilization Fund have been added to "international finance." Offsetting adjustments of expenditures and the corresponding receipts have been made in order to eliminate intragovernmental and noncash transactions. An explanation of these adjustments follow.

#### TRANSFERS FROM GENERAL AND SPECIAL ACCOUNTS TO TRUST ACCOUNTS AND GOVERNMENT CORPORATIONS

Transfers to the national service life insurance fund and the adjusted service certificate fund are excluded from "veterans pensions and benefits" and transfers to Federal employees retirement funds and other trust funds are excluded from payments for "other activities—general and special accounts." Offsetting adjustments are made to the appropriate trust receipts. The restoration of capital impairment of the Commodity Credit Corporation, and subscriptions to the capital stock of Government corporations are also excluded from payments for "other activities—general and special accounts." Repayments of capital stock are excluded from miscellaneous receipts or from other activities. Offsetting adjustments are made to the appropriate Government corporation receipts or expenditures.

#### INVESTMENTS IN GOVERNMENT SECURITIES

Investments of trust accounts and Government corporations in Government securities are excluded from payments for "other activities" and corresponding amounts are excluded from "borrowing from the public (net)" on the receipt side.

#### INTEREST ON INVESTMENTS IN GOVERNMENT SECURITIES

Interest paid on trust account and Government corporation investments in Government securities has been eliminated from "interest on the public debt." Like amounts have been excluded from the receipts of trust accounts and Government corporations.

#### ACCRUED DISCOUNT ON SAVINGS BONDS AND TREASURY BILLS

The accrued discount on United States savings bonds (less accrued discount on savings bonds redeemed) and the discount on Treasury bills sold (less discount on Treasury

bills redeemed) are excluded from "interest on the public debt," and like amounts are excluded from "borrowing from the public (net)," as they are noncash transactions.

#### OTHER ADJUSTMENTS

Interest paid by Government corporations and credit agencies to the Treasury are excluded from "other activities—checking accounts of Government corporations and credit agencies with the Treasurer of the United States (net)" under payments, and from "miscellaneous receipts." Interest paid to the Government life insurance fund on investments in Federal farm loan bonds is excluded from the expenditure item, "checking accounts of Government corporations and credit agencies," and from trust account receipts. The amounts of the excess-profits tax refund bonds are excluded from "refunds" and from "borrowing from the public," because the refundable portion of the excess-profits taxes are treated as "borrowings" when collected rather than when the bonds are issued. The portion of the subscriptions to the International Monetary Fund made in the form of non-interest-bearing notes issued by the Secretary of the Treasury are treated as noncash transactions in this table and therefore are eliminated from "payments to the public" and from "borrowing from the public." Payments to the public will occur when these notes are redeemed.

#### FEDERAL ACTIVITIES IN PUBLIC WORKS

The chapter on General Public Works Program included in part II in past Budget documents has been eliminated in this Budget and the material contained therein distributed among the appropriate agency chapters of part II. In its place a revised and more comprehensive treatment of Federal public works is presented in this section of part III. The presentation of General Public Works Program in summary tables 1, 2, and 4 and appendix 8, however, has not been changed except for a revised secondary classification of the constituent items.

This new section covers Federal outlays for public works planning and construction including grants and loans to State and local units of government as well as direct Federal outlays for such purposes. The concept of Federal public works used herein cuts across functions and funds. Outlays of general and special accounts for both national defense and civil works activities, including loans and grants, and outlays of Government corporations for which such information is readily available are included.

In order to obtain a more comprehensive presentation of public works it has been necessary in some cases to go below the appropriation unit level. Some appropriations, although not predominantly public works, include funds for construction or public works planning. Where such amounts are relatively large, they have been included in this section. On the other hand, some appropriations, although predominantly for construction projects, include amounts for maintenance and operation. The latter amounts, if substantial, have been eliminated and are not included in the amounts presented in this section.

The coverage of Federal public works in this new section of part III is, therefore, broader than the General Public Works Program category shown in the summary tables and appendix. It includes all items classified in the latter category, except for the elimination, in a few cases, of maintenance and operation. In addition, however, it includes some construction activities classified



in the summary and appendix tables under national defense and other functional categories under general and special accounts and the construction activities of certain Government corporations.

#### THE WAR PROGRAM

This section of part III shows various cumulative aspects of the war and defense program over 5, 6, and 7 years, respectively, and also shows semiannual war expenditures for 6 years, both by objects of expenditure and by agency.

Table A shows the cumulative war and national defense program authorized from July 1, 1940, through June 30, 1947. Both the activities in the general and special accounts and of the Government corporations are covered. The status of the war and national defense program from the standpoint of (1) authorizations, (2) expenditures, and (3) unexpended balances (unobligated authorizations and unliquidated obligations) is shown as of three periods: the beginning of fiscal year 1946 (before rescissions, when the authorized program was at a maximum), estimated as of June 30, 1946, and estimated as of June 30, 1947.

Table B classifies war expenditures by type of expenditure. The total expenditures have been classified into three major categories: (1) munitions, (2) war construction, and (3) nonmunitions. "Munitions" include both military and civilian-type equipment and operating supplies procured from war appropriations, including those produced in Government arsenals and navy yards, except for subsistence of the armed forces and agricultural products for export. "War construction" includes outlays from war appropriations for military installations, defense plant and equipment, war housing, etc. "Nonmunitions" consist of two major subcategories: (a) pay, subsistence, and travel of the armed forces (including mustering-out pay and the Government's share of dependency allowances); and (b) other expenditures for services and various miscellaneous objects, including civilian pay of the war agencies (excluding arsenals and navy yards), stock piling of critical materials, procurement of agricultural products for export, contract termination payments, commercial transportation and public utilities, and other minor groups.

Table C shows war expenditures classified by agency.

#### EXPLANATION OF THE ESTIMATES OF RECEIPTS UNDER EXISTING LEGISLATION

This section of part III presents a statement by the Treasury Department to explain the estimates of

general and special account receipts based on existing legislation.

#### THE APPENDIXES

Appendix 2 summarizes the cash transactions of all funds and Treasury balances at the beginning and end of the year. The data, other than Treasury balances, are derived from table 1.

Appendix 3 shows the outstanding public debt by types of indebtedness. The difference between the total public debt outstanding at the end of fiscal years 1944 and 1945 appears in table 1 as the net increase in public debt during the fiscal year 1945. Appendix 4 lists the contingent liabilities of the United States as of June 30, 1945.

Appendix 5 shows permanent appropriations from general and special accounts for the fiscal year 1945, 1946, and 1947 and expenditures for the fiscal year 1945. The permanent appropriations have been enacted by Congress at various times and the acts remain in effect until repealed or amended. This appendix does not include permanent trust appropriations. Most of the trust appropriations listed in table 11 are of the permanent type.

Appendix 6 compares cash expenditures of departments and agencies and their constituent units over a 7-year period. In several instances, there have been reorganizations and certain activities have been transferred between departments and agencies. In such cases, annual expenditures throughout the 7-year period are based upon the pattern of organization on June 30, 1945. Footnotes indicate the date of the transfer and the name of the earlier agency.

Appendix 7 shows the unexpended balances of appropriations (a) on the books of the Treasury and (b) to the credit of disbursing officers as of June 30, 1945. It also shows appropriations for the fiscal year 1946 as of November 1, 1945.

Appendix 8 presents a 10-year comparison (1938-47) for general and special accounts of receipts by source and of expenditures by function as classified in table 1, and the outstanding public debt at the end of each fiscal year. This comparison is also shown graphically in the charts following the Budget Message of the President. The chart showing expenditures by functions includes, for the fiscal years 1946 and 1947, a tentative distribution of the lump-sum estimates of expenditures from anticipated supplemental appropriations, and a similar distribution of expenditures from the appropriations which are required to implement financially the proposed new basic legislation recommended by the President in the Budget Message.

## APPENDIX 2

SUMMARY OF CASH OPERATIONS OF THE UNITED STATES TREASURY <sup>1</sup>*Based on existing and proposed legislation*

[For the fiscal years 1947, 1946, and 1945]

Description	Estimated, 1947	Estimated, 1946	Actual, 1945
<b>Treasury cash balance at beginning of year</b> .....	\$11,913,691,240	\$24,697,729,351	\$20,168,551,622.30
<b>Receipts:</b>			
General and special accounts (net) <sup>2</sup> (based on existing legislation).....	31,512,702,700	38,608,827,952	46,456,554,579.71
Trust accounts (including transfers from general and special accounts).....	4,657,855,773	6,684,642,060	7,058,610,910.39
<b>Total receipts</b> .....	<b>36,170,558,473</b>	<b>45,293,470,012</b>	<b>53,515,165,490.10</b>
<b>Borrowings (net increase in direct public debt)</b> .....	<b>-4,000,000,000</b>	<b>16,317,812,590</b>	<b>57,678,800,188.80</b>
<b>Total beginning cash balance, receipts, and borrowings</b> .....	<b>44,084,249,713</b>	<b>86,309,011,953</b>	<b>131,362,517,301.20</b>
<b>Expenditures:</b>			
General and special accounts (excluding statutory public debt retirement) (based on existing and proposed legislation).....	35,124,982,043	67,393,679,135	100,404,594,685.54
Checking accounts of Government corporations and credit agencies with the Treasurer of the United States (net).....	802,000,000	65,000,000	1,178,383,134.11
Trust accounts.....	4,931,289,913	6,936,641,578	5,081,810,129.80
<b>Total expenditures</b> .....	<b>40,858,271,956</b>	<b>74,395,320,713</b>	<b>106,664,787,949.45</b>
<b>Treasury cash balance at end of year</b> .....	<b>3,225,977,757</b>	<b>11,913,691,240</b>	<b>24,697,729,351.75</b>

<sup>1</sup> This appendix is explained in appendix 1.<sup>2</sup> Excludes net appropriation to Federal old-age and survivors insurance trust fund.



APPENDIX 3  
ANALYSIS OF THE PUBLIC DEBT <sup>1</sup>

Issues	OUTSTANDING PUBLIC DEBT	
	June 30, 1945	June 30, 1944
<b>Interest-bearing debt:</b>		
Public issues:		
Prewar bonds (World War I), including postal savings bonds.....	\$195,824,740.00	\$195,926,860.00
Treasury bonds.....	106,448,403,950.00	79,244,104,350.00
United States savings bonds.....	45,585,588,646.30	34,606,141,184.59
Depository bonds.....	504,534,000.00	474,321,750.00
Adjusted service bonds.....		217,283,050.00
Treasury notes.....	23,497,339,700.00	17,404,896,800.00
Treasury notes (tax series).....	68,237,825.00	109,021,750.00
Treasury notes (savings series).....	10,067,516,600.00	9,447,737,600.00
Certificates of indebtedness.....	34,135,861,000.00	28,822,416,000.00
Treasury bills.....	17,041,258,000.00	14,734,104,000.00
Total, public issues.....	237,544,563,861.30	185,255,953,344.59
Special issues:		
Government life insurance fund (adjusted service bonds).....	500,157,956.40	500,157,956.40
Federal old-age and survivors insurance trust fund (notes).....	3,659,600,000.00	4,385,500,000.00
Railroad retirement account (notes).....	500,500,000.00	318,500,000.00
Civil service retirement fund (notes).....	1,848,270,000.00	1,450,913,000.00
Foreign Service retirement fund (notes).....	7,836,000.00	7,012,000.00
Canal Zone retirement fund (notes).....	10,298,000.00	9,187,000.00
Alaska Railroad retirement fund (notes).....	1,911,000.00	1,755,600.00
Postal Savings System (notes).....	461,000,000.00	264,000,000.00
Canal Zone Postal Savings System (notes).....	3,500,000.00	3,500,000.00
Government life insurance fund (notes).....	2,400,000.00	1,900,000.00
National service life insurance fund (notes).....	3,187,125,000.00	1,213,425,000.00
Federal Deposit Insurance Corporation (notes).....	97,000,000.00	98,000,000.00
Federal Savings and Loan Insurance Corporation (notes).....	36,962,000.00	26,662,000.00
Adjusted-service certificate fund (certificates).....	14,500,000.00	16,890,000.00
Government life insurance fund (certificates).....	85,992,000.00	
Unemployment trust fund (certificates).....	6,747,000,000.00	5,610,000,000.00
Federal old-age and survivors insurance trust fund (certificates).....	1,648,000,000.00	350,000,000.00
Total, special issues.....	18,812,051,956.40	14,287,401,956.40
Total, interest-bearing debt.....	256,356,615,817.70	199,543,355,300.99
<b>Non-interest-bearing debt:</b>		
Public issues:		
Matured debt on which interest has ceased (payable on presentation).....	268,667,135.26	200,851,160.26
Debt bearing no interest (payable on presentation).....	2,056,904,456.97	1,259,180,759.88
Total, non-interest-bearing debt.....	2,325,571,592.23	1,460,031,920.14
Total, public debt on basis of daily Treasury statement.....	258,682,187,409.93	201,003,387,221.13

<sup>1</sup> This appendix is explained in appendix 1.

## APPENDIX 4

CONTINGENT LIABILITIES OF THE UNITED STATES, JUNE 30, 1945 <sup>1</sup>

[Includes guaranteed bonds, debentures, and notes of Government corporations and credit agencies, postal funds due depositors, and Federal Reserve notes outstanding]

Issuing agency	Authorizing act	Principal		Matured interest	Total
		Unmatured <sup>2</sup>	Matured		
<b>I. GUARANTEED BY THE UNITED STATES:</b>					
1. Commodity Credit Corporation.....	Mar. 8, 1938 (52 Stat. 107), as amended.....	\$ 375,161,331.20	\$82,000.00	\$539.38	\$375,243,870.58
2. Federal Farm Mortgage Corporation.....	Jan. 31, 1934 (48 Stat. 344), as amended.....	.....	7,829,700.00	407,437.83	8,237,137.83
3. Federal Housing Administration.....	June 27, 1934 (48 Stat. 1246), as amended.....	33,930,536.23	.....	.....	33,930,536.23
4. Federal Public Housing Authority.....	Sept. 1, 1937 (50 Stat. 898), as amended.....	.....	8,000.00	226.85	8,226.85
5. Home Owners' Loan Corporation.....	June 13, 1933 (48 Stat. 128), as amended.....	.....	16,127,825.00	741,072.75	16,868,897.75
6. Reconstruction Finance Corporation.....	Jan. 22, 1932 (47 Stat. 5), as amended.....	.....	19,000.00	126.75	19,126.75
7. Tennessee Valley Authority (see item 10).....	May 18, 1933 (48 Stat. 58), as amended.....	.....	.....	.....	.....
8. United States Maritime Commission.....	June 29, 1936 (49 Stat. 1985), as added June 23, 1938 (52 Stat. 969).....	.....	.....	.....	.....
Total, based on guarantees.....	.....	409,091,867.43	\$ 24,066,525.00	\$ 1,149,403.56	434,307,795.99
<b>II. ON CREDIT OF THE UNITED STATES:</b>					
9. U. S. Postal Savings System funds due depositors.....	June 25, 1910 (36 Stat. 814), as amended.....	2,659,574,961.00	.....	72,363,396.24	\$ 2,731,938,357.24
10. Tennessee Valley Authority (see item 7).....	May 18, 1933 (48 Stat. 58), as amended.....	4,300,000.00	.....	.....	4,300,000.00
11. Canal Zone Postal Savings System funds due depositors.....	June 13, 1940 (54 Stat. 389).....	9,468,020.00	.....	246,304.40	\$ 9,714,324.40
Total, based on credit of the United States.....	.....	2,673,342,981.00	.....	72,609,700.64	2,745,952,681.64
<b>III. OTHER OBLIGATIONS:</b>					
12. Federal Reserve notes (face amount).....	Dec. 23, 1913 (38 Stat. 265), as amended.....	22,319,557,038.46	.....	.....	<sup>7</sup> 22,319,557,038.46
TOTAL, CONTINGENT LIABILITIES.....	.....	25,401,991,886.89	24,066,525.00	73,759,104.20	25,499,817,516.09

AUTHORIZED AND OUTSTANDING BONDS, DEBENTURES, AND NOTES GUARANTEED BY THE UNITED STATES, JUNE 30, 1945 <sup>8</sup>

Issuing agency	Authorized	Principal outstanding		
		Total	Held by Treasury	Held by others
Commodity Credit Corporation (see 1 above).....	\$4,750,000,000.00	<sup>3</sup> \$1,966,243,331.20	\$1,591,000,000.00	<sup>3</sup> \$375,243,331.20
Federal Farm Mortgage Corporation (see 2 above).....	2,000,000,000.00	115,829,700.00	108,000,000.00	7,829,700.00
Federal Housing Administration (see 3 above).....	<sup>9</sup> 5,965,000,000.00	33,930,536.23	.....	33,930,536.23
Federal Public Housing Authority (see 4 above).....	<sup>10</sup> 800,000,000.00	383,008,000.00	383,000,000.00	8,000.00
Home Owners' Loan Corporation (see 5 above).....	4,750,000,000.00	1,026,109,825.00	1,009,982,000.00	16,127,825.00
Reconstruction Finance Corporation (see 6 above).....	<sup>11</sup> 17,250,494,373.59	9,019,966,123.79	9,019,947,123.79	19,000.00
Tennessee Valley Authority (see 7 and 10 above).....	<sup>12</sup> 66,072,500.00	61,072,500.00	56,772,500.00	<sup>14</sup> 4,300,000.00
United States Maritime Commission (see 8 above).....	<sup>14</sup> 200,000,000.00	.....	.....	.....
Total.....	35,781,566,873.59	12,606,160,016.22	12,168,701,623.79	437,458,392.43

<sup>1</sup> This appendix is explained in appendix 1.<sup>2</sup> Excludes bonds, notes, and debentures held by the Treasury and reflected in the public debt.<sup>3</sup> Includes \$352,646,331.20 representing drafts paid for the account of the Commodity Credit Corporation against letters of credit and \$22,515,000 representing unmatured bank loans; but does not include \$75,194,149.25 representing drafts paid for the account of the Commodity Credit Corporation against letters of credit not yet reflected on June 30, 1945, by the Treasury Department in the "total gross public debt and guaranteed obligations."<sup>4</sup> Funds have been deposited with the Treasurer of the United States for the payment of outstanding matured principal and interest guaranteed by the United States.<sup>5</sup> Offset by cash in designated depository banks amounting to \$7,904,432.14, which is secured by the pledge of collateral as provided in the regulations of the Postal Savings System having a face value of \$9,287,150; cash in possession of the System amounting to \$160,614,357.11; Government securities with a face value of \$2,574,764,510; and other securities.<sup>6</sup> Offset by cash on hand and in depository banks amounting to \$529,056.83, Government securities with a face value of \$9,496,720, and other securities.<sup>7</sup> In actual circulation exclusive of \$699,301,581.54 redemption fund deposited in the Treasury and \$632,115,975 of their own Federal Reserve notes held by the issuing banks. The collateral security for Federal Reserve notes issued consists of \$10,965,000,000 in gold certificates and in credits with the Treasurer of the United States payable in gold certificates, \$12,961,423,000 face amount of United States Government securities, and \$43,982,000 face amount of commercial paper.<sup>8</sup> Includes \$4,300,000 issued by the Tennessee Valley Authority on the credit of the United States and held by the Reconstruction Finance Corporation.<sup>9</sup> The National Housing Act, as amended, provides limitations upon the amount of insurance which may be outstanding at any one time: Under title I, housing renovation and modernization \$165,000,000; under title II, mutual mortgage insurance, \$4,000,000,000, which, with the approval of the President, may be increased to \$5,000,000,000; and under title VI, war housing insurance, \$1,800,000,000.<sup>10</sup> Authorized for financing low-rent housing.<sup>11</sup> Includes authorization to borrow for advance purposes of \$13,750,000,000, and for specific purposes of \$4,187,500,000, less reductions of \$1,659,664,626.41 and \$1,027,341,000, respectively on account of cancellation by the Treasury of the Corporation's notes pursuant to act approved Feb. 24, 1938 (52 Stat. 80). Excludes authorizations to borrow indefinite amounts to purchase preferred stock, capital notes, or debentures of banks and trust companies; for making funds available to the Federal Housing Administrator for carrying out the provisions of titles I, II, and III of the National Housing Act; and for advances to the Secretary of Agriculture for purchase of property in accordance with title I of the Agricultural Adjustment Act.<sup>12</sup> Includes \$4,300,000 issued on the credit of the United States under sec. 15, \$272,500 under sec. 15a, and \$61,500,000 under sec. 15c of act approved May 18, 1933 (48 Stat. 55), as amended by act approved July 26, 1939 (53 Stat. 1083).<sup>13</sup> Excludes \$2,000,000 in transit for redemption as of June 30, 1945.<sup>14</sup> The Commission is authorized to make commitments to the extent indicated for the purpose of insuring ship mortgages under title XI of the Merchant Marine Act approved June 29, 1936 (49 Stat. 1985), as amended by act approved June 23, 1938 (52 Stat. 969).

APPENDIX 5  
PERMANENT APPROPRIATIONS <sup>1</sup>  
GENERAL AND SPECIAL ACCOUNTS <sup>2</sup>

Agency and appropriation title <sup>3</sup>	APPROPRIATIONS			EXPENDITURES
	Recommended, 1947	Actual, 1946	Actual, 1945	Actual, 1945
<b>LEGISLATIVE BRANCH</b>				
General accounts:				
Library of Congress:				
Bequest of Gertrude M. Hubbard, interest account.....	\$800	\$800	\$800.00	\$312.00
Library of Congress trust fund, interest on permanent loan account.....	53,403	53,403	53,402.61	39,211.29
Total, legislative branch.....	54,203	54,203	54,202.61	39,523.29
<b>INDEPENDENT OFFICES</b>				
Special accounts:				
Federal Power Commission: Payments to States under Federal Power Act.....	26,000	24,750	26,208.57	27,192.78
Railroad Retirement Board: Railroad unemployment insurance administration fund.....	10,000,000	12,000,000	13,198,763.74	12,454,811.39
General accounts:				
Smithsonian Institution:				
Expenses of Smithsonian Institution, interest account.....	60,000	60,000	60,000.00	60,000.00
Expenses of National Gallery of Art, interest account.....	200,000	200,000	200,000.00	200,000.00
Total, Smithsonian Institution.....	260,000	260,000	260,000.00	260,000.00
Total, independent offices.....	10,286,000	12,284,750	13,484,972.31	12,742,004.17
<b>FEDERAL SECURITY AGENCY</b>				
General accounts:				
Colleges of agriculture and the mechanic arts.....	2,550,000	2,550,000	2,550,000.00	2,550,000.00
Promotion of vocational education, act of Feb. 23, 1917.....	7,000,000	7,000,000	7,000,000.00	6,779,920.68
Special account: Operation of commissaries, Division of Mental Hygiene.....	80,000	75,000	55,530.00	47,304.44
Total, Federal Security Agency.....	9,630,000	9,625,000	9,605,530.00	9,377,225.12
<b>DEPARTMENT OF AGRICULTURE</b>				
General accounts:				
Cooperative agricultural extension work.....	4,704,710	4,704,710	4,704,710.00	4,700,439.05
Exportation and domestic consumption of agricultural commodities, sec. 32, act of Aug. 24, 1935.....	118,000,000	114,274,626	119,307,107.95	70,099,466.50
Special accounts:				
Payments to States and Territories from the national-forests fund.....	3,900,000	4,001,000	4,005,437.97	4,138,652.69
Payments to school funds, Arizona and New Mexico, national-forests fund.....	40,000	40,000	38,476.35	38,476.35
Roads and trails for States, national-forests fund.....	1,560,000	1,600,000	1,602,175.18	1,116,127.08
Payment to counties from submarginal land program, Farm Tenant Act.....	145,000	140,000	239,937.39	115,827.95
Excess payments, submarginal land program, Farm Tenant Act.....			544.18	406.68
Total, Department of Agriculture.....	128,349,710	124,760,336	129,898,389.02	80,209,396.30
<b>DEPARTMENT OF THE INTERIOR</b>				
Special accounts:				
Payments to States from receipts under Grazing Act.....	525,000	525,000	500,325.61	507,774.82
Continuing fund for emergency expenses, Southwestern Power Administration.....			100,000.00	
Payments to counties, Oregon and California land-grant fund.....	800,000	800,000	1,284,563.96	881,579.57
Payments to Coos and Douglas Counties, Oreg., in lieu of taxes on Coos Bay Wagon Road grant lands.....	26,000	26,000		
Payments to States from receipts under Mineral Leasing Act of Feb. 25, 1920.....	4,500,000	4,500,000	3,735,439.34	4,086,154.65
Payments to States from potash deposits, royalties, and rentals, act of Feb. 7, 1927.....	225,000	225,000	245,485.69	220,455.29
Excess payments, Coos Bay Wagon Road grant lands.....	1,000	1,000		
Excess payments, Oregon and California grant lands.....	25,000	25,000	20,000.00	4,440.49
Payments from proceeds of sale of water.....	300	300	839.56	
Development and operation of helium properties.....	95,000	95,000	142,534.72	55,292.96
Payment to counties under Migratory Bird Conservation Act.....	70,000	68,948	61,282.16	61,281.36
Expenses for sales, etc., in refuges, Fish and Wildlife Service.....	15,000	15,000	2,145.48	75.68
Alaska Railroad special fund.....	5,050,000	6,630,000	10,531,526.32	8,170,718.82
Total, Department of the Interior.....	11,332,300	12,911,248	16,624,142.84	13,987,773.64
<b>NAVY DEPARTMENT</b>				
Special account: Laundry service, Naval Academy.....	430,000	430,000	339,864.09	338,073.89

<sup>1</sup> This appendix is explained in appendix 1.

<sup>2</sup> The permanent appropriations shown in this table are included in tables 2, 4, and 5.

<sup>3</sup> Appropriation titles in italics are classified "national defense."

APPENDIX 5—Continued  
PERMANENT APPROPRIATIONS—Continued

Agency and appropriation title	APPROPRIATIONS			EXPENDITURES
	Recommended, 1947	Actual, 1946	Actual, 1945	Actual, 1945
<b>TREASURY DEPARTMENT</b>				
General accounts:				
Payment of interest on deposits of public moneys of government of Philippine Islands.....	\$2,010,000	\$2,010,000	\$1,988,581.07	\$1,988,581.07
Refunds under Renegotiation Act.....			15,000,000.00	
Excess-profits tax refund bonds.....		100,000,000	893,681,425.91	893,681,425.91
Contingent expenses, Federal Reserve notes (reimbursable).....	2,500	1,800	1,030.00	481.00
Special accounts:				
Pershing Hall Memorial fund.....	5,043	5,043	4,933.70	19,843.82
<i>War contributions fund</i> .....		175,000	1,376,505.27	(*)
Total, Treasury Department, exclusive of public debt.....	2,017,543	102,191,843	912,052,475.95	895,690,331.80
General accounts:				
Interest on the public debt.....	5,000,000,000	4,750,000,000	3,621,947,584.87	3,621,947,584.87
Cumulative sinking fund.....	587,560,154	587,560,154	587,624,950.45	
Special accounts:				
Redemption of bonds, etc., from repayments of principal of loans, etc., Public Works Administration.....	5,000,000	5,000,000		
Retirements from gifts, forfeitures, and other miscellaneous receipts.....	5,000	5,000	2,000.00	
Obligations retired from Federal Intermediate Credit Bank franchise tax receipts.....	150,000	305,797	231,011.41	
Total, public debt.....	5,592,715,154	5,342,870,951	4,209,805,546.73	3,621,947,584.87
Total, Treasury Department.....	5,594,732,697	5,445,062,794	5,121,858,022.68	4,517,637,916.67
<b>WAR DEPARTMENT</b>				
Civil functions:				
Special accounts:				
Maintenance and operation of dams and other improvements of navigable waters.....	150,000	135,000	152,885.25	189,926.86
Payments to States, flood control, act of June 28, 1938, as amended.....	85,000	85,000	85,438.08	69,901.48
Panama Canal:				
Special accounts: Postal funds, Canal Zone.....	393,500	395,608	550,642.32	571,574.15
Total, War Department.....	628,500	615,608	788,965.65	831,402.49
Total, permanent appropriations, general and special accounts.....	5,755,443,410	5,605,743,939	5,292,654,089.20	4,635,163,315.57

\* Expenditures are shown under the various agencies to which the funds are allocated.

## APPENDIX 6

COMPARISON OF EXPENDITURES BY ORGANIZATION UNITS, FISCAL YEARS 1939 THROUGH 1945<sup>1</sup>

[The expenditures are classified according to the location of activities and functions on June 30, 1945]

Agency	1945	1944	1943	1942	1941	1940	1939
<b>SUMMARY</b>							
<b>General and special accounts:</b>							
Legislative branch.....	\$30,894,557.01	\$28,805,298.61	\$27,235,720.99	\$27,408,330.04	\$24,389,014.07	\$23,017,447.86	\$22,044,288.91
The Judiciary.....	12,892,003.17	13,075,499.32	12,108,944.15	11,537,736.82	11,425,848.47	10,973,057.88	9,456,444.68
Executive Office of the President and independent offices.....	9,035,490,680.59	7,946,339,341.27	5,614,173,703.56	2,278,413,656.84	1,014,073,552.32	977,546,215.42	891,408,898.52
Federal Loan Agency.....	° 468,865.01	° 433,335.07	° 399,696.28	20,029,666.28	4,012.65	6,001,618.22	8,000,000.00
Federal Security Agency.....	677,978,140.72	720,854,280.66	779,055,394.54	954,466,215.81	945,888,279.23	808,284,678.48	758,536,061.31
Federal Works Agency.....	280,269,064.13	368,952,063.80	677,639,841.61	1,192,726,402.54	1,697,529,861.98	2,066,867,508.39	2,831,679,292.45
National Housing Agency.....	118,249,710.11	507,479,953.99	636,692,695.53	311,652,448.51	24,829,795.82	10,081,457.11	18,886,896.74
Department of Agriculture.....	1,862,434,047.35	3,017,626,896.15	3,084,777,522.95	1,893,894,288.76	975,135,900.07	1,415,729,692.00	1,190,320,588.04
Department of Commerce.....	164,014,349.36	223,305,976.13	186,243,351.59	158,955,305.22	97,677,593.25	68,596,041.36	42,653,538.04
Department of the Interior.....	207,253,147.32	184,348,556.22	192,367,615.16	208,921,047.27	193,279,979.98	209,859,131.33	212,285,599.67
Department of Justice.....	108,299,928.52	117,459,801.12	100,072,243.64	83,825,404.24	62,472,842.87	55,943,984.29	49,324,575.53
Department of Labor.....	70,154,706.93	55,279,780.27	24,806,224.91	24,212,548.53	23,395,987.87	19,338,112.50	14,245,879.29
Navy Department.....	30,127,635,917.52	26,784,932,066.12	20,528,102,983.90	8,757,167,402.54	2,338,854,858.11	935,395,510.20	713,582,981.16
Post Office Department (general fund).....	486,898.79	° 22,167,486.27	8,611,843.42	17,729,774.85	30,130,553.62	41,991,378.92	39,568,641.36
Department of State.....	76,532,584.63	57,984,234.48	48,848,508.87	33,376,467.87	26,099,860.59	24,003,329.49	19,714,635.74
Treasury Department.....	7,621,684,255.11	4,646,312,953.37	3,607,127,795.47	2,379,847,259.38	1,370,809,210.39	1,553,558,303.56	1,247,513,541.30
War Department (including Panama Canal).....	49,838,815,589.27	49,481,595,580.22	42,840,007,162.00	15,104,264,883.77	4,025,284,013.98	903,825,601.94	706,575,666.35
District of Columbia (Federal contribution).....	6,000,000.00	6,000,000.00	6,000,000.00	6,000,000.00	6,000,000.00	6,000,000.00	5,000,000.00
Subtotal.....	100,238,616,715.52	94,137,751,460.39	78,374,271,248.57	33,464,428,839.27	12,867,281,165.27	9,137,013,068.95	8,780,797,529.09
Adjustment to daily Treasury statement basis.....	+165,979,970.02	-394,236,596.55	-191,922,607.70	-973,121,441.58	-92,390,841.30	-9,639,262.48	-15,459,498.55
Total, general and special accounts.....	100,404,596,685.54	93,743,514,863.84	78,182,348,640.87	32,491,307,397.69	12,774,890,323.97	9,127,373,806.47	8,765,338,030.54
<b>Government corporations and credit agencies:</b>							
Redemption of obligations in the market (net).....	1,552,733,547.88	2,873,580,916.48	693,746,663.82	1,809,413,050.00	° 851,649,850.00	° 287,534,506.61	° 1,105,500,500.00
Other activities (net).....	° 374,350,413.77	1,529,487,758.02	1,499,938,802.01	1,815,311,204.35	1,069,178,551.26	254,392,465.25	337,175,038.13
Total, Government corporations and credit agencies (net).....	1,178,383,134.11	4,403,068,674.50	2,193,685,465.83	3,624,724,254.35	217,525,701.26	° 33,142,041.36	° 768,325,461.87
<b>Trust accounts:</b>							
Unemployment trust fund.....	1,508,450,732.93	1,563,590,783.79	1,404,167,159.73	1,243,142,328.20	1,118,127,110.94	957,316,273.97	836,795,000.00
Federal old-age and survivors insurance trust fund.....	1,377,244,824.85	1,356,633,243.80	1,184,503,977.71	931,314,952.20	706,841,884.66	676,705,088.55	528,791,583.23
Veterans life insurance funds.....	2,199,197,645.41	986,700,756.96	424,471,105.93	127,833,188.98	94,902,431.69	96,246,570.59	91,001,601.80
Federal employees' retirement funds.....	550,076,135.30	495,581,500.69	365,155,697.13	217,613,100.23	171,045,375.64	154,286,712.96	134,822,350.64
Railroad retirement account.....	323,444,643.89	274,915,832.07	216,964,800.65	143,743,910.67	115,773,514.47	125,299,073.50	106,774,077.31
Other trust accounts.....	425,375,346.12	231,637,852.40	246,008,010.79	460,084,879.97	345,421,251.12	132,853,554.69	116,273,002.53
Special deposit accounts.....	° 1,301,979,198.70	° 208,682,106.52	° 247,719,403.80	° 52,067,564.71	16,271,596.92	° 19,727,076.77	° 8,056,343.20
Total, trust accounts.....	5,081,810,129.80	4,700,377,863.19	3,593,551,348.14	3,071,664,795.54	2,568,383,165.44	2,022,980,197.49	1,806,401,272.31

° Excess of credits, deduct.

<sup>1</sup> This appendix is explained in appendix 1.

## APPENDIX 6—Continued

## COMPARISON OF EXPENDITURES BY ORGANIZATION UNITS, FISCAL YEARS 1939 THROUGH 1945—Continued

Agency	1945	1944	1943	1942	1941	1940	1939
<b>GENERAL AND SPECIAL ACCOUNTS</b>							
<b>LEGISLATIVE BRANCH</b>							
Senate.....	\$4,671,811.65	\$4,472,035.52	\$4,248,370.82	\$3,967,757.33	\$3,998,174.89	\$3,823,995.58	\$3,719,611.82
House of Representatives.....	11,659,981.07	10,944,264.44	9,300,752.71	9,077,619.12	9,511,474.64	9,374,627.81	8,614,783.06
Miscellaneous.....	4,526.02	4,000.00	4,000.00	4,000.00	38,999.45	4,000.00	4,000.00
Architect of the Capitol.....	2,397,239.82	2,277,923.48	2,235,237.44	2,213,273.73	2,135,274.84	2,352,801.19	3,275,902.87
Botanic Garden.....	113,106.00	111,824.56	103,463.99	102,658.08	104,274.57	114,025.26	107,505.12
Library of Congress.....	4,368,715.42	4,268,992.63	3,764,980.34	3,705,505.54	3,485,062.75	3,144,034.65	2,946,137.92
Government Printing Office.....	7,679,177.03	6,720,257.98	7,518,915.69	7,707,516.24	5,115,732.93	4,203,963.37	3,376,348.12
Total, legislative branch.....	30,894,557.01	28,805,298.61	27,235,720.99	27,408,330.04	24,389,014.07	23,017,447.86	22,044,288.91
<b>THE JUDICIARY</b>							
The Judiciary:							
United States Supreme Court.....	636,167.96	653,120.09	616,510.11	600,471.22	548,705.00	553,995.98	521,667.05
Other Federal courts.....	11,977,208.44	12,134,099.87	11,222,551.97	10,693,630.37	10,644,748.42	10,351,342.95	8,934,777.63
Administrative Office of the United States Courts.....	278,626.77	288,279.36	260,882.07	243,635.23	232,395.05	67,718.95	-----
Total, The Judiciary.....	12,892,003.17	13,075,499.32	12,108,944.15	11,537,736.82	11,425,848.47	10,973,057.88	9,456,444.68
<b>EXECUTIVE OFFICE OF THE PRESIDENT AND INDEPENDENT OFFICES</b>							
Executive Office of the President:							
Executive Office proper.....	627,620.31	578,593.41	546,179.88	517,398.82	503,519.46	444,317.85	432,241.07
Bureau of the Budget.....	2,632,637.55	2,601,483.54	2,126,006.47	1,512,334.23	944,834.15	639,462.84	396,659.92
National Resources Planning Board.....	112.00	167,618.53	1,159,916.58	1,162,418.01	921,632.79	767,673.73	722,088.69
President's Committee for Education of Men Demobilized From the Armed Forces.....	260.48	36.80	-----	-----	-----	-----	-----
Committee for Congested Production Areas.....	246,366.14	333,338.18	-----	-----	-----	-----	-----
Office for Emergency Management:							
War Shipping Administration.....	2,013,077,370.85	2,049,766,812.44	1,117,039,135.61	132,171,175.65	-----	-----	-----
Other.....	404,051,664.10	465,945,738.38	311,636,198.73	143,333,365.61	7,800,162.59	-----	23,295.88
Office of Censorship.....	24,290,103.03	28,364,175.98	25,730,197.35	3,384,675.00	-----	-----	-----
Office of Government Reports.....	-----	-----	-----	-----	960,801.84	794,645.56	804,887.51
Office of Price Administration.....	183,496,007.39	171,463,009.00	111,017,671.13	4,516,630.32	-----	-----	-----
Office of Strategic Services.....	39,183,928.58	33,320,288.57	14,204,898.64	7,951,567.00	-----	-----	-----
Petroleum Administration for War.....	4,796,181.18	5,913,050.39	4,083,899.58	1,268,995.63	-----	-----	-----
War Refugee Board.....	568,774.08	2,305,909.51	-----	-----	-----	-----	-----
Miscellaneous.....	2,899.48	26,744.61	-----	-----	-----	-----	-----
Total, Executive Office of the President.....	2,672,973,925.17	2,760,786,801.34	1,587,544,133.97	295,818,560.27	11,130,950.83	2,646,099.98	2,359,173.07
Emergency funds appropriated to the President.....	(3)	(3)	(3)	(3)	3 21,394,691.36	-----	-----
American Battle Monuments Commission.....	36,895.75	74,460.76	16,025.81	125,529.58	100,754.46	138,193.53	133,393.05
American Commission for the Protection and Salvage of Artistic and Historic Monuments in War Areas.....	34,488.69	8,167.95	-----	-----	-----	-----	-----
American Negro Exposition.....	-----	-----	-----	-----	75,000.00	-----	-----
Benjamin Harrison Memorial Commission.....	-----	-----	-----	-----	-----	2,500.00	-----
Bituminous Coal Consumers' Counsel.....	107.95	24,417.10	157,970.58	179,025.24	179,489.04	210,977.38	204,795.98
Board of Investigation and Research—Transportation.....	20,416.74	293,516.23	611,854.92	193,204.15	-----	-----	-----
California Pacific International Exposition.....	-----	-----	-----	-----	-----	79.33	• 232.19
Census of partial employment, unemployment, and occupation.....	-----	-----	-----	-----	-----	• 18.60	103,091.48
Chicago World's Fair Centennial Celebration Commission.....	-----	-----	-----	-----	-----	1,713.36	234.98
Civil Service Commission.....	217,830,943.71	195,321,666.05	124,924,150.05	114,295,285.07	100,465,726.02	90,923,279.77	78,100,087.79
Commission for the Commemoration of the Battles of Chickamauga, Lookout Mountain, Chattanooga, and Missionary Ridge.....	-----	-----	-----	-----	-----	-----	35,000.00
Federal Civil Works Administration.....	-----	-----	-----	-----	-----	11,574.26	222,267.81
Federal Communications Commission.....	6,141,664.60	7,966,496.46	7,305,187.83	5,244,060.81	3,465,723.71	1,838,641.11	1,776,669.30
Federal Coordinator of Transportation.....	-----	-----	-----	-----	-----	-----	35.20
Federal Deposit Insurance Corporation 4.....	• 40.28	• 200.46	159,686.90	194,202.39	110,000.00	91,116.67	33,034.54

• Excess of credits, deduct.

2 Represents expenditures of Export-Import Bank of Washington which was transferred to the Foreign Economic Administration under Office for Emergency Management by Executive Order 9423, Feb. 16, 1944.

3 Expenditures are shown under the various agencies to which the funds are allocated.

4 Represents expenditures for the supervision of Federal credit unions, transferred from Department of Agriculture by Executive Order No. 9148, dated Apr. 27, 1942.

## APPENDIX 6—Continued

## COMPARISON OF EXPENDITURES BY ORGANIZATION UNITS, FISCAL YEARS 1939 THROUGH 1945—Continued

Agency	1945	1944	1943	1942	1941	1940	1939
<b>GENERAL AND SPECIAL ACCOUNTS—</b>							
Continued							
<b>EXECUTIVE OFFICE OF THE PRESIDENT AND</b>							
INDEPENDENT OFFICES—continued							
Federal Emergency Relief Administration.....				° \$64,292.15	° \$50,193.11	\$540,703.31	\$1,659,785.82
Federal Power Commission.....	\$2,644,887.08	\$2,731,703.22	\$2,496,434.55	2,589,754.58	2,532,347.03	2,619,471.36	1,906,876.00
Federal Trade Commission.....	1,909,907.94	1,819,828.69	1,871,298.08	2,294,726.23	2,236,130.82	2,242,848.50	2,184,109.59
Gallipolis Sesquicentennial Commission.....						10,000.00	
General Accounting Office.....	32,425,034.62	27,384,038.72	18,319,603.62	12,548,463.85	10,784,412.04	10,424,107.84	9,607,202.70
General Anthony Wayne Memorial Commission.....					57.36	327.85	
George Washington Bicentennial Commission.....					9,366.66	13,109.42	18,705.88
Great Lakes Exposition.....							° 1,133.49
Greater Texas and Pan American Exposition.....							8.47
Interstate Commerce Commission.....	8,224,960.15	8,570,586.80	8,682,420.60	9,078,212.76	8,862,068.85	8,818,013.48	8,418,854.46
Maritime Labor Board.....				32,039.71	138,519.43	145,790.37	81,624.02
Mineral Act of Oct. 5, 1918.....				174,606.42	318,672.76	16,182.69	146,187.55
National Advisory Committee for Aeronautics.....	33,191,515.21	29,799,387.14	23,947,549.88	11,785,906.95	8,135,846.98	3,158,863.06	2,262,957.59
National Archives.....	1,051,051.28	904,868.55	1,035,922.38	1,047,235.62	927,272.37	842,944.86	806,687.49
National Capital Housing Authority.....	129,837.88	2,689,078.55	5,904,128.31	196,741.24	11,792.00	° 15,323.59	65,133.97
National Capital Park and Planning Commission.....	243,463.25	244,848.57	342,089.11	1,036,464.19	1,147,588.54	1,319,811.38	639,759.49
National Labor Relations Board.....	3,470,477.07	3,539,140.92	3,469,868.16	3,022,700.59	2,858,214.79	3,178,992.19	2,872,622.36
National Mediation Board.....	590,376.67	515,643.77	486,398.65	494,269.55	397,755.59	372,432.17	406,565.02
National Recovery Administration.....							° 183.34
Northwest Territory Celebration Commission.....						318.90	27,041.67
Office of War Mobilization and Reconversion <sup>4</sup> .....	861,459.45	110,289.95					
Prison Industries Reorganization Administration.....						° 151.97	5,701.76
Protecting interests of United States in oil leases and oil lands.....				8,026.52	22,693.57	23,967.62	25,412.90
Railroad Retirement Board.....	323,571,027.12	280,103,149.18	228,372,146.34	154,855,667.66	139,096,857.25	128,282,191.48	110,442,242.15
Securities and Exchange Commission.....	4,240,836.17	4,567,134.17	4,862,097.98	4,932,825.93	5,440,911.00	5,379,986.38	4,773,947.12
Selective Service System.....	60,891,486.42	62,722,929.67	57,843,055.74	32,943,304.50	18,246,927.14		
Smithsonian Institution.....	2,097,569.94	2,313,593.16	1,733,666.33	1,379,809.22	1,396,241.24	1,321,408.67	1,274,850.99
Tariff Commission.....	972,175.38	861,822.10	862,731.35	823,680.10	897,741.51	923,564.02	927,947.25
Temporary National Economic Committee.....				° 2,465.00	48,727.35	415,365.99	504,563.88
Texas Centennial Exposition.....						8,385.49	° 62.54
The Tax Court of the United States.....	525,121.95	547,419.06	560,294.39	561,768.99	557,956.89	533,950.03	535,281.22
Tennessee Valley Authority.....	25,622,538.48	66,544,688.67	107,744,241.17	126,986,550.27	51,175,171.37	39,135,754.44	40,806,800.57
Thomas Jefferson Bicentennial Commission.....	714.30	31,499.39	5,773.87	1,769.76	5,000.00		
Thomas Jefferson Memorial Commission.....	2,529.93	11,481.86	53,843.52	266,304.22	1,093,265.80	1,157,240.61	372,165.83
U. S. Constitution Sesquicentennial Commission.....		2,411.43	10,279.73	10,383.20	8,378.69	22,164.74	88,047.81
U. S. Coronado Exposition Commission.....			14.10	379.25	95,635.88	103,848.25	
U. S. Food Administration.....						122,919.40	
U. S. Golden Gate International Exposition Commission.....		55.00	572.12	14,326.43	188,044.27	293,713.08	1,020,325.13
U. S. Employees' Compensation Commission.....	15,303,295.76	14,125,032.80	12,914,123.31	10,535,921.82	12,861,611.27	14,092,851.78	13,215,165.00
U. S. Maritime Commission.....	3,526,903,216.72	3,728,243,396.51	2,807,709,241.86	929,451,092.14	43,760,946.70	98,809,569.23	43,813,854.50
U. S. Supreme Court Building Commission.....							9,608.79
U. S. New York World's Fair Commission.....			2,514.25	56,547.74	171,195.89	342,907.45	2,338,966.47
Veterans Administration.....	2,093,586,155.80	743,487,035.82	604,724,387.28	555,868,408.06	562,680,802.08	556,673,384.43	557,070,722.10
Unclassified items.....	° 7,300.31	° 7,047.86	° 500,003.18	° 597,341.02	1,093,256.89	350,443.72	112,911.33
Total, Executive Office of the President and independent offices.....	9,035,490,680.59	7,946,339,341.27	5,614,173,703.56	2,278,413,656.84	1,014,073,552.32	977,546,215.42	891,408,898.52
<b>FEDERAL LOAN AGENCY<sup>5</sup></b>							
Office of Administrator.....	° 395,108.57						
Reconstruction Finance Corporation.....	° 73,756.44	° 433,328.86	° 399,696.28	16,002,987.12	4,012.65	6,001,618.22	8,000,000.00
Other.....		° 6.21		4,026,679.16			
Total, Federal Loan Agency.....	° 468,865.01	° 433,335.07	° 399,696.28	20,029,666.28	4,012.65	6,001,618.22	8,000,000.00
<b>FEDERAL SECURITY AGENCY</b>							
American Printing House for the Blind.....	115,000.00	115,000.00	115,000.00	115,000.00	115,000.00	115,000.00	115,000.00
Columbia Institution for the Deaf.....	183,947.45	208,871.67	151,844.29	141,408.74	144,090.77	154,751.84	145,848.96
Food and Drug Administration.....	2,964,973.96	2,844,915.46	2,474,318.70	2,334,767.05	2,549,787.61	2,452,979.11	2,235,204.47
Freedmen's Hospital.....	719,275.08	272,634.04	304,660.15	214,577.51	537,882.18	658,075.90	221,250.39
Howard University.....	863,678.74	976,240.60	790,571.89	742,332.00	823,759.63	946,778.36	1,195,806.57

° Excess of credits, do not deduct.

<sup>4</sup> Transferred from Executive Office of the President by Executive Order 9488, dated Oct. 3, 1944.<sup>5</sup> Transferred from Department of Commerce by Public Law 4, approved Feb. 24, 1945.



## APPENDIX 6—Continued

## COMPARISON OF EXPENDITURES BY ORGANIZATION UNITS, FISCAL YEARS 1939 THROUGH 1945—Continued

Agency	1945	1944	1943	1942	1941	1940	1939
<b>GENERAL AND SPECIAL ACCOUNTS—</b>							
Continued							
<b>FEDERAL SECURITY AGENCY—continued</b>							
Office of Education .....	\$71,996,872.16	\$100,179,375.32	\$102,503,681.68	\$141,217,774.56	\$88,764,413.23	\$27,822,757.84	\$27,730,708.45
Public Health Service.....	125,944,227.23	104,570,781.88	53,738,861.95	39,742,189.92	33,112,049.57	31,603,558.43	26,373,873.47
Saint Elizabeths Hospital.....	2,432,947.69	2,179,416.00	2,165,782.80	1,502,744.38	1,481,114.84	1,538,302.66	1,464,730.57
Social Security Board.....	460,767,619.77	490,094,540.99	475,258,000.47	472,412,613.51	422,268,000.16	364,214,594.59	330,563,601.87
Office of Vocational Rehabilitation.....	7,542,881.78	4,799,260.75	2,900,052.91	( <sup>1</sup> )	( <sup>1</sup> )	( <sup>1</sup> )	( <sup>1</sup> )
Office of the Administrator:							
National Youth Administration.....	111,647.52	8,713,115.56	58,536,794.16	129,535,600.15	136,352,724.71	94,648,335.41	78,102,755.96
Civilian Conservation Corps.....		966,370.30	15,028,079.16	162,670,199.39	257,396,531.12	283,244,748.93	290,385,528.11
Other.....	4,409,679.01	5,998,364.53	5,043,194.66	3,832,021.91	2,285,645.29	854,811.41	
Miscellaneous.....	15,390.33	58,134.16	44,542.72	4,983.39	54,280.12	29,984.00	1,752.49
Total, Federal Security Agency.....	677,978,140.72	720,854,280.66	779,655,394.54	951,466,215.81	45,888,279.23	808,284,678.48	758,536,061.31
<b>FEDERAL WORKS AGENCY</b>							
Office of the Administrator:							
Public Works Administration.....	4,723,569.73	3,321,817.00	11,732,161.26	39,841,808.51	126,264,355.08	347,742,750.40	407,937,587.19
Work Projects Administration.....	1,315,751.19	6,370,469.98	285,050,162.26	882,413,460.43	1,284,593,929.85	1,477,537,908.00	2,161,500,655.13
Other.....	361,693.37	6,489,898.88	499,425.21	414,788.25	260,762.67	179,114.09	
Public Buildings Administration.....	54,393,703.53	39,479,593.09	54,804,777.65	67,750,497.16	69,863,398.67	72,383,801.69	65,437,952.17
Public Roads Administration.....	102,698,735.16	178,313,597.41	217,968,192.90	168,127,097.58	174,056,134.65	169,014,742.31	196,803,097.96
Bureau of community facilities.....	119,252,342.83	134,665,186.82	107,484,809.52	34,013,631.75	41,981,535.76		
Miscellaneous.....	154,780.70	311,500.02	199,312.81	132,205.86	509,754.30	9,191.90	
Total, Federal Works Agency.....	280,269,064.13	368,952,063.80	677,639,811.61	1,192,726,402.54	1,697,529,861.98	2,066,867,508.39	2,831,679,292.45
<b>NATIONAL HOUSING AGENCY</b>							
Office of the Administrator.....	4,479,549.75	17,275,540.33	67,017,146.83	299,040,260.72	7,340,579.80		
Federal Home Loan Bank Administration.....	4,978,670.33	61,314,552.44	4,801,374.57	1,505,306.03	1,285,362.75	1,219,874.51	1,116,697.71
Federal Housing Administration.....	167,388.30	153,781.89	3,518,232.21	5,975,482.97	10,199,321.55	6,987,869.13	9,140,867.44
Federal Public Housing Authority.....	108,604,176.88	428,729,203.62	561,355,691.23	5,129,078.22	6,094,531.72	1,873,713.47	8,629,331.59
Miscellaneous.....	19,924.85	4,875.71	250.69	5,320.57			
Total, National Housing Agency.....	118,249,710.11	597,479,953.99	636,692,695.53	311,652,418.51	24,829,795.82	10,081,457.11	18,886,896.74
<b>DEPARTMENT OF AGRICULTURE</b>							
Office of the Secretary.....	3,114,138.53	3,016,767.05	6,031,420.71	3,308,424.16	7,921,846.12	931,605.62	823,840.03
Office of the Solicitor.....	1,919,128.47	1,964,340.47	1,941,486.89	2,137,117.13	206,079.09	249,678.65	219,444.43
Office of Information.....	2,066,704.53	2,129,162.10	2,110,926.88	2,375,376.98	2,492,495.22	1,775,038.93	1,273,899.09
Library.....	521,250.67	562,858.65	480,968.06	155,401.71	97,146.87	105,289.15	105,974.80
Bureau of Agricultural Economics.....	4,176,611.51	3,897,288.14	3,186,125.35	3,535,317.12	2,050,334.93	1,820,348.96	1,649,658.24
Office of Foreign Agricultural Relations.....	454,792.08	472,313.93	301,239.71	219,409.23	195,873.34	202,513.54	282,231.56
Extension Service.....	19,434,931.23	19,436,955.12	19,431,546.60	19,606,924.13	19,278,765.07	19,275,037.46	18,690,434.21
Agricultural Research Administration:							
Office of the Administrator.....	116,535.13	129,074.32	65,950.32	11,882.41			
Beltsville Research Center.....	120,989.08	418,659.97	390,496.70	463,207.56	1,307,060.21	2,312,952.99	1,985,749.06
Special research fund.....	1,151,815.20	1,182,856.13	1,113,422.40	1,209,860.87	1,383,322.39	1,496,888.18	1,368,661.36
Office of Experiment Stations.....	7,233,652.51	7,225,336.71	7,172,252.43	7,170,580.25	7,114,992.15	7,079,888.70	6,763,965.15
Bureau of Animal Industry.....	8,490,417.62	8,083,296.71	14,648,939.60	14,869,926.74	14,940,476.31	14,858,499.54	16,329,927.15
Bureau of Dairy Industry.....	777,351.04	757,660.00	709,319.44	688,703.31	705,151.23	677,045.06	679,503.06
Bureau of Plant Industry, Soils and Agricultural Engineering.....	5,320,594.87	5,309,833.38	5,382,377.21	5,535,949.14	5,566,537.92	5,739,663.58	5,806,894.56
Bureau of Entomology and Plant Quarantine.....	5,527,095.77	5,473,165.16	5,181,623.41	7,351,090.91	9,917,864.88	11,907,359.59	13,366,048.16
Control of incipient and emergency outbreaks of insect pest and plant diseases.....	2,866,703.50	2,366,306.12	2,033,596.82	1,960,099.66	2,997,392.56	4,265,387.67	3,278,114.51
Bureau of Agricultural and Industrial Chemistry.....	4,292,987.10	3,786,791.15	520,549.58	542,521.53	615,705.50	786,770.58	788,397.06
Bureau of Human Nutrition and Home Economics.....	643,052.05	452,769.99	382,559.95	329,328.84	521,902.43	573,934.03	946,129.12
Miscellaneous.....	111,341.70	171,114.52					
Total, Agricultural Research Administration.....	36,399,852.17	36,014,635.12	37,601,087.86	40,136,150.36	45,070,405.58	49,698,389.92	51,313,389.19
White pine blister rust control.....	2,095,380.04	1,958,805.21	1,593,203.10	1,048,398.14	372,052.19	310,736.18	
Forest Service.....	35,834,584.93	32,093,018.17	27,979,281.21	25,598,521.18	30,692,515.50	36,216,926.49	32,224,652.35
Forest roads and trails.....	6,214,430.33	5,386,165.00	4,608,118.87	7,491,170.59	7,447,484.73	11,477,059.19	13,464,855.34
Emergency rubber project.....	4,756,038.10	11,593,262.61	17,410,891.61	2,466,436.00			

\* Excess of credits, deduct.

<sup>1</sup> Prior year expenditures are included under Office of Education.

## APPENDIX 6—Continued

## COMPARISON OF EXPENDITURES BY ORGANIZATION UNITS, FISCAL YEARS 1939 THROUGH 1945—Continued

Agency	1945	1944	1943	1942	1941	1940	1939
<b>GENERAL AND SPECIAL ACCOUNTS—Continued</b>							
DEPARTMENT OF AGRICULTURE—continued							
Soil Conservation Service.....	\$27,594,418.62	\$24,882,608.95	\$22,655,591.31	\$22,176,960.58	\$20,798,674.02	\$28,831,954.59	\$34,577,152.07
Land utilization and retirement of submarginal land program.....	1,328,862.57	1,474,982.09	1,860,280.42	2,502,415.08	5,436,484.00	9,977,374.47	4,666,746.26
Water conservation and utilization projects.....	541,186.79	154,891.89	359,296.31	405,361.92			
Production and Marketing Administration:							
Conservation and use of agricultural land resources.....	254,561,610.86	394,847,822.78	391,069,294.67	473,711,048.25	465,136,204.14	605,137,906.69	477,942,480.42
Parity payments.....	229,700.17	163,040,083.91	197,626,343.08	190,954,333.65	183,570,320.62	215,025,865.62	
Salaries and expenses, balance of sec. 12 (a), Act May 12, 1933.....	5,421.20		103,526.64	1,906,144.43			
Administration of the Sugar Act of 1937.....	42,738,076.50	50,509,385.75	55,453,911.29	38,531,112.51	50,422,089.82	48,823,534.06	62,463,846.94
Federal Crop Insurance Act.....	577,291.12	5,926,329.23	16,507,501.76	9,327,273.30	10,996,622.46	6,263,736.63	8,320,839.82
Exportation and domestic consumption of agricultural commodities, sec. 32, Act of Aug. 24, 1935.....	70,097,818.48	96,518,883.79	112,947,546.33	196,312,538.64	223,435,713.03	143,553,931.65	210,505,293.56
Marketing Service.....	15,432,116.72	16,175,619.31	6,207,000.93	6,210,156.50	6,263,476.03	6,019,698.39	5,590,564.73
Salaries and expenses, War Food Administration.....	16,465,750.40	13,865,942.33	1,065,008.41				
Supply and distribution of farm labor.....	30,144,832.99	20,156,362.89	6,237,601.08				
Commodity Credit Corporation.....							108,030.89
Emergency supplies for Territories and possessions (national defense).....	* 4,107,570.94	21,582,446.84	* 10,605,194.01	2,818,497.09			
Foreign war relief (national defense).....	1,535,313.24	1,865,011.10	79,860.65	1,874,098.54			
Other.....	37,963,987.60	40,354,687.45	57,834,518.39	* 18,092.36	2,208,028.24	2,164,001.30	25,367,433.35
<b>Total, Production and Marketing Administration.....</b>	<b>465,644,348.34</b>	<b>824,842,575.38</b>	<b>834,526,919.22</b>	<b>921,627,110.55</b>	<b>942,332,454.34</b>	<b>1,026,988,674.34</b>	<b>790,298,489.71</b>
Defense aid (lend-lease).....	1,173,048,833.70	2,042,845,472.07	1,972,578,388.30	671,334,219.31			
United Nations Relief and Rehabilitation Administration.....	10,970,327.72						
Farm Security Administration.....	26,945,495.70	35,505,067.74	60,777,173.96	87,136,653.66	82,612,907.33	191,396,419.90	206,157,881.98
Rural Electrification Administration.....	11,175,111.46	4,733,780.85	3,574,165.61	9,124,097.93	24,187,152.25	37,977,352.30	37,767,388.37
Farm Credit Administration.....	26,795,669.84	* 34,315,536.87	65,656,526.86	72,033,110.66	* 116,337,931.50	* 1,532,143.11	* 3,770,994.35
Federal Farm Mortgage Corporation.....					* 100,000,000.00		
Miscellaneous.....	1,352,040.02	75,479.48	109,881.11	* 524,787.85	311,160.99	27,435.42	575,544.76
<b>Total, Department of Agriculture.....</b>	<b>1,862,434,047.35</b>	<b>3,017,626,896.15</b>	<b>3,084,777,522.95</b>	<b>1,893,894,288.76</b>	<b>975,135,900.07</b>	<b>1,415,729,692.00</b>	<b>1,190,320,588.04</b>
<b>DEPARTMENT OF COMMERCE</b>							
Office of the Secretary.....	3,389,493.31	1,899,180.02	1,401,698.17	1,399,763.03	1,325,204.26	1,298,262.75	1,474,293.01
Bureau of the Census.....	12,304,756.73	3,603,144.15	6,145,105.17	8,818,123.82	21,868,691.95	20,863,018.81	2,516,528.89
Office of Surplus Property *.....	11,766,272.36	5,714,403.38					
Office of Administrator of Civil Aeronautics.....	103,625,142.14	185,475,145.50	157,629,834.94	126,022,577.16	51,816,584.41	24,361,063.12	18,421,261.34
Civil Aeronautics Board.....	1,386,307.58	1,312,250.92	1,127,291.28	1,111,347.53	1,044,848.05	912,362.20	
Bureau of Marine Inspection and Navigation.....				2,425,450.82	2,763,946.24	2,629,536.03	2,636,429.08
Coast and Geodetic Survey.....	6,537,440.11	5,520,480.37	3,079,797.72	3,723,924.11	3,852,616.32	4,000,133.76	3,165,053.12
Bureau of Foreign and Domestic Commerce.....	1,819,606.96	1,885,540.32	1,730,876.76	2,127,299.25	1,676,464.28	1,730,186.76	2,695,469.56
Patent Office.....	4,920,026.07	4,816,757.36	4,581,740.43	4,660,794.09	4,773,096.95	4,588,966.17	4,713,746.06
National Bureau of Standards.....	5,622,331.75	1,937,266.44	1,836,898.17	1,023,167.27	1,923,279.92	2,404,395.13	2,090,079.93
Weather Bureau.....	12,633,709.74	11,089,644.02	8,656,429.83	7,589,944.07	6,601,768.28	5,806,578.00	4,923,478.11
Miscellaneous.....	9,262.61	52,163.65	53,679.12	52,914.07	30,492.59	1,538.63	17,198.94
<b>Total, Department of Commerce.....</b>	<b>164,014,349.36</b>	<b>223,305,976.13</b>	<b>186,243,351.59</b>	<b>158,955,305.22</b>	<b>97,677,593.25</b>	<b>68,596,041.36</b>	<b>42,653,538.04</b>
<b>DEPARTMENT OF THE INTERIOR</b>							
Office of the Secretary.....	4,461,259.25	* 830,709.47	14,087,161.30	7,797,890.96	3,931,994.71	2,348,921.47	2,345,305.66
Commission of Fine Arts.....	7,701.44	8,788.71	9,889.73	11,503.70	9,570.49	10,428.74	9,925.60
George Rogers Clark Sesquicentennial Commission.....					350.00	2,591.55	11,198.14
Perry's Victory Memorial Commission.....						35.81	7,480.84
National Bituminous Coal Commission.....					2,575,298.26	2,792,641.19	3,210,403.87
Bonneville Power Administration.....	8,783,262.27	8,257,380.62	15,182,604.64	24,481,986.94	16,684,432.15	10,851,459.72	5,049,400.41
War Minerals Relief Commission.....					11,684.61	10,703.34	28,273.10
United States High Commissioner to Philippine Islands.....	28,115.58	64,594.85	72,041.04	159,774.01	183,925.08	493,292.50	448,975.75
Office of Fishery Coordination.....	253,932.74	88,390.47					
Solid Fuels Administration for War.....	3,551,051.83	1,976,177.37	573,373.88	90,341.48			

\* Excess of credits, deduct.

\* Transferred from Treasury Department, Procurement Division, by Executive Order 9541, dated Apr. 10, 1945.

## APPENDIX 6—Continued

## COMPARISON OF EXPENDITURES BY ORGANIZATION UNITS, FISCAL YEARS 1939 THROUGH 1945—Continued

Agency	1945	1944	1943	1942	1941	1940	1939
<b>GENERAL AND SPECIAL ACCOUNTS—Continued</b>							
<b>DEPARTMENT OF THE INTERIOR—continued</b>							
Southwestern Power Administration.....	\$274,220.40	\$813,804.02					
Grazing Service.....	1,580,365.00	1,394,929.33	\$1,497,765.75	\$1,519,908.59	\$1,234,067.00	\$1,447,727.58	\$1,158,122.68
War Relocation Authority <sup>9</sup> .....	37,241,184.04	34,451,437.59	5,590,645.29	221,005.66			
General Land Office.....	7,268,468.42	6,247,892.97	5,541,759.28	4,988,872.02	4,905,513.42	4,870,209.18	5,159,260.38
Bureau of Indian Affairs.....	29,679,511.97	31,245,815.87	24,665,409.69	31,838,509.59	33,587,984.06	37,821,089.74	46,964,170.90
Bureau of Reclamation.....	50,376,075.78	54,587,242.02	69,287,440.15	91,438,941.58	85,596,484.30	96,365,933.56	79,329,428.13
Geological Survey.....	8,888,185.11	5,640,836.47	4,516,677.97	4,800,007.63	3,813,099.18	3,859,791.29	5,126,212.45
Bureau of Mines.....	18,884,018.00	23,251,634.29	15,956,579.14	6,546,361.73	3,231,462.79	3,407,774.88	2,955,416.93
National Park Service.....	4,719,930.65	5,320,567.83	8,289,629.61	14,323,655.82	19,313,294.16	23,206,839.85	32,994,515.68
Fish and Wildlife Service.....	7,658,854.03	7,233,023.99	7,916,239.21	8,065,835.67	7,993,919.48	7,543,542.39	8,427,934.01
Mount Rushmore National Memorial Commission.....					93,643.80	161,826.13	161,426.41
Government in the Territories.....	23,522,728.63	4,512,231.69	19,307,802.63	12,612,685.92	10,113,856.40	14,664,322.41	18,898,148.73
Miscellaneous.....	74,282.18	114,518.69	52,655.95	23,765.97			
<b>Total, Department of the Interior.....</b>	<b>207,253,147.32</b>	<b>181,348,556.22</b>	<b>192,367,615.16</b>	<b>208,921,047.27</b>	<b>193,279,979.98</b>	<b>209,859,131.33</b>	<b>212,285,599.67</b>
<b>DEPARTMENT OF JUSTICE</b>							
Legal activities and general administration.....	21,278,357.81	22,508,721.41	22,025,622.68	19,289,467.36	16,648,335.00	16,315,745.81	15,105,610.03
Federal Bureau of Investigation.....	44,780,200.53	49,875,654.22	41,785,873.52	25,230,922.11	13,267,342.05	8,276,749.36	6,477,406.16
Immigration and Naturalization Service.....	27,141,745.93	29,341,308.78	24,919,135.37	22,152,794.26	15,303,969.09	9,920,643.74	9,776,856.14
Federal Prison System.....	15,097,208.56	15,677,943.86	11,311,552.92	17,144,762.86	17,216,197.65	21,412,858.76	17,889,871.60
Miscellaneous.....	2,415.69	56,172.85	30,059.15	7,457.65	6,999.05	17,986.62	74,831.60
<b>Total, Department of Justice.....</b>	<b>108,299,928.52</b>	<b>117,459,801.12</b>	<b>109,072,243.64</b>	<b>83,825,404.24</b>	<b>62,472,842.87</b>	<b>55,943,984.29</b>	<b>49,324,573.53</b>
<b>DEPARTMENT OF LABOR</b>							
Office of the Secretary.....	5,504,651.11	5,415,706.47	5,009,221.96	4,860,039.21	3,284,801.66	2,423,059.22	1,923,323.89
Bureau of Labor Statistics.....	3,591,129.08	2,783,698.41	1,670,462.45	1,724,303.58	2,830,217.75	2,851,248.13	1,787,366.40
Children's Bureau.....	56,713,559.09	42,169,931.10	13,125,529.66	12,493,052.19	11,929,062.11	10,471,786.95	9,001,073.32
Women's Bureau.....	241,173.54	225,565.22	158,582.57	154,825.36	153,806.65	149,320.53	144,867.16
Wage and Hour Division.....	4,102,660.46	4,684,165.60	4,831,038.72	4,980,102.67	5,195,782.18	3,415,286.57	1,344,477.12
Labor boards.....							24.03
Miscellaneous.....	1,533.65	710.47	11,389.55	225.52	1,417.52	27,411.10	44,747.37
<b>Total, Department of Labor.....</b>	<b>70,154,706.93</b>	<b>55,279,780.27</b>	<b>24,806,224.91</b>	<b>24,212,548.53</b>	<b>23,395,987.87</b>	<b>19,338,112.50</b>	<b>14,245,879.29</b>
<b>NAVY DEPARTMENT</b>							
Office of the Secretary.....	63,517,557.36	41,150,649.50	60,398,462.68	86,427,150.75	60,521,972.74	1,945,943.55	1,707,984.62
Defense aid (lend-lease).....	1,014,133,498.47	886,159,077.07	1,079,895,138.54	341,844,468.08			
Bureau of Naval Personnel.....	298,456,483.48	442,367,816.95	242,957,617.43	65,890,373.96	27,042,573.48	15,125,998.63	13,449,333.53
Bureau of Ships.....	2,220,199,739.02	2,086,457,606.33	1,364,524,986.26	627,934,858.98	156,951,287.64	64,567,283.03	46,365,201.30
Bureau of Ordnance.....	3,178,671,491.42	2,099,588,804.90	1,690,698,765.63	1,181,361,652.71	164,763,866.33	43,524,709.27	27,213,100.05
Bureau of Supplies and Accounts.....	7,448,315,377.24	5,139,674,674.44	1,625,853,019.45	974,197,673.30	246,146,778.31	248,755,514.65	216,504,169.30
Bureau of Medicine and Surgery.....	85,355,805.30	108,680,484.18	66,090,038.03	22,839,341.44	6,868,447.14	3,183,552.13	2,504,034.84
Bureau of Yards and Docks.....	1,600,961,774.89	1,223,587,743.92	2,295,002,443.91	907,578,468.34	372,453,730.03	90,803,768.65	57,672,542.37
Bureau of Aeronautics.....	5,166,954,029.80	4,572,991,574.26	3,847,296,539.82	1,062,492,294.34	190,732,417.78	49,494,860.84	47,460,604.93
Marine Corps.....	1,180,470,280.25	807,708,279.71	535,342,439.65	221,695,212.20	72,104,811.70	35,871,811.47	27,266,914.19
Increase and replacements of naval vessels.....	7,274,644,077.29	8,605,651,376.70	6,448,512,261.31	3,119,170,329.50	923,988,085.01	320,803,717.60	223,258,075.32
Repair facilities, Navy.....	109,123,266.03	270,691,219.69	195,271,845.75	33,014,844.27			
Coast Guard <sup>10</sup> .....	466,028,949.54	486,231,517.57	429,850,854.53	98,350,364.18	43,563,074.50	44,746,167.57	44,676,562.01
Salaries, Navy Department.....	5,774,048.13	5,068,001.48	4,932,597.58	4,847,922.70	4,824,624.77	4,296,000.81	4,055,048.24
Contingent expenses.....	14,726,202.50	1,971,062.64	1,360,638.51	1,961,829.16	1,641,445.31	978,218.42	762,729.85
Miscellaneous.....	273,336.80	6,922,176.78	649,121,334.82	7,560,618.63	61,251,743.37	11,297,963.58	686,680.61
<b>Total, Navy Department.....</b>	<b>30,127,635,917.52</b>	<b>26,784,932,066.12</b>	<b>20,528,102,983.90</b>	<b>8,757,167,402.54</b>	<b>2,338,854,853.11</b>	<b>935,395,510.20</b>	<b>713,582,981.16</b>
<b>POST OFFICE DEPARTMENT</b>							
Paid from general fund.....	486,898.79	* 22,167,486.27	8,611,843.42	17,729,774.85	30,130,553.62	41,991,378.92	39,568,641.36

\* Excess of credits, deduct.

<sup>9</sup> Transferred from Executive Office of the President, Office for Emergency Management, by Executive Order 9423, dated Feb. 16, 1944. Excludes expenditures included under "Salaries and expenses," Office for Emergency Management, for 1942 and 1943.<sup>10</sup> Transferred from Treasury Department by Executive Order 8929 of Nov. 1, 1941.

## APPENDIX 6—Continued

## COMPARISON OF EXPENDITURES BY ORGANIZATION UNITS, FISCAL YEARS 1939 THROUGH 1945—Continued

Agency	1945	1944	1943	1942	1941	1940	1939
<b>GENERAL AND SPECIAL ACCOUNTS—</b>							
Continued							
<b>DEPARTMENT OF STATE</b>							
Office of the Secretary.....	\$29,641,360.83	\$25,006,626.86	\$19,835,479.74	\$8,197,591.81	\$5,535,544.84	\$2,846,842.64	\$2,684,035.74
Foreign Service.....	42,311,962.47	27,048,487.77	24,576,432.52	20,042,785.04	13,851,267.45	14,018,120.82	12,086,439.43
International obligations.....	4,613,502.13	5,171,459.55	4,360,750.45	4,587,341.83	4,147,969.07	7,113,497.06	4,779,737.99
Miscellaneous.....	° 34,240.80	757,660.30	75,846.16	548,749.19	2,565,079.23	24,868.97	164,422.58
Total, Department of State.....	76,532,584.63	57,984,234.48	48,848,508.87	33,376,467.87	26,099,860.59	24,063,329.49	19,714,635.74
<b>TREASURY DEPARTMENT</b>							
Office of the Secretary:							
Salaries and expenses, etc.....	6,235,495.86	2,369,043.05	2,472,616.41	2,288,241.87	2,246,249.92	2,225,721.43	2,380,700.89
Defense aid.....	85,851,477.93	150,344,758.29					
Emergency fund for the President, national defense.....	9,892.50	° 1,957,996.28	2,056,541.88	° 603.33	379,067.38		
Foreign war relief.....	7,570,466.12	2,392,166.28	8,241,471.25	20,749,968.93	11,061,198.16		
Financial aid to China, national defense.....	140,355,437.46		40,050,719.15	200,000,000.00			
Loan to District of Columbia for black-out expenses.....		400,000.00	900,000.00	600,000.00			
Payments to Republic of Panama and Export-Import Bank, principal and interest, Chorrera-Rio Hato Highway.....		2,695,494.45					
Subscriptions to paid-in surplus, Federal land banks.....	° 65,323,018.51	° 6,521,078.17	° 4,243,368.79	136,252.23	° 41,571,778.71	567,862.97	11,590,935.22
Subscriptions to capital stock, Federal land banks.....	° 2,264,590.00	° 1,347,835.00	54,106,920.00	° 144,720.00	° 57,482,915.00	47,680.00	150,800.00
Payments to Federal land banks, reductions in interest rate on mortgages.....	4,240,676.53	21,236,376.83	24,356,053.63	26,501,503.11	27,929,355.94	28,700,224.72	30,639,785.96
Payments to Federal Farm Mortgage Corporation, reductions in interest rate on mortgages.....	1,372,001.09	7,215,126.54	8,815,788.80	9,607,575.24	9,340,201.41	7,125,158.14	7,818,547.62
Subscriptions to preferred shares, Federal savings and loan associations.....							7.89
Subscriptions to capital stock, Smaller War Plants Corporation.....	50,000,000.00		150,000,000.00				
Assistance for educational, professional, and clerical persons, internal-revenue-tax survey, emergency relief.....							1,494,617.71
Administrative expenses (emergency relief acts).....				757.13	355,047.89	979,187.49	1,018,070.09
Restoration of capital impairment, Commodity Credit Corporation.....	256,764,881.04			1,637,445.51		119,599,918.05	
Railroad Administration and Transportation Act.....	15,274.23	° 18,409.00	° 1,809,767.34	56,967.49	292,264.65	° 314,717.25	29,383.45
Excess-profits tax, refund bonds.....	893,681,425.91	134,032,175.28					
Foreign funds control.....	2,737,991.52	3,833,890.51	5,777,957.53	4,676,000.09	1,070,311.07		
Division of Tax Research.....	164,670.31	179,139.59					
Office of Tax Legislative Counsel.....	84,200.25	88,061.90					
Division of Research and Statistics.....	175,589.63	207,802.76	186,404.23	200,885.66	167,804.82	169,497.70	169,444.53
Office of General Counsel.....	131,228.52	160,649.39	148,754.67	141,554.82	147,715.49	129,755.07	129,030.90
Division of Personnel.....	185,795.17	204,391.62	178,116.17	126,727.30	127,370.51	43,555.54	44,470.15
Office of Chief Clerk.....	593,984.18	687,338.41	734,918.39	1,170,374.46	466,458.69	363,435.52	404,701.19
Custody of Treasury buildings.....	546,138.43	616,710.90	460,968.84	351,004.05	353,680.92	319,306.66	327,693.55
Division of Printing.....	° 164.69	19,006.77	298,831.89	902,256.04	1,156,865.99	1,180,907.61	1,692,853.62
Fiscal Service:							
Bureau of Accounts.....	8,172,235.56	7,449,232.54	6,531,241.55	7,601,394.92	9,962,463.26	<sup>11</sup> 11,237,359.67	<sup>11</sup> 13,059,679.28
Bureau of Public Debt.....	73,303,719.56	86,374,473.23	59,358,359.77	20,337,007.22	7,695,746.92	6,761,884.34	6,820,342.92
Office of the Treasurer of the United States.....	4,242,803.07	4,941,166.36	3,320,958.43	2,549,700.99	2,300,788.78	2,301,488.47	2,256,728.03
Bureau of Customs.....	25,164,700.74	26,325,147.48	22,357,398.91	21,309,487.28	20,711,846.01	20,817,391.05	20,527,209.23
Refunds and draw-backs, customs.....	14,302,436.86	14,401,655.92	16,626,287.75	19,501,453.20	27,331,802.17	17,486,902.12	16,678,803.38
Office of the Comptroller of the Currency.....	282,380.72	291,320.11	254,312.50	237,484.10	243,516.71	243,942.38	247,881.69
Bureau of Internal Revenue.....	138,393,944.62	130,603,475.69	96,658,763.12	74,258,624.54	67,041,190.89	62,990,044.33	58,973,690.61
Refunding internal-revenue collections.....	907,733,135.48	146,720,882.51	56,959,962.58	53,466,629.53	54,220,101.51	61,812,222.70	39,177,056.66
Refunds and payments of processing and related taxes.....	669,964.92		6,719,569.08	21,437,069.45	8,115,716.68	11,771,638.90	12,004,543.01
U. S. Processing Tax Board of Review.....		90.55	44,986.05	97,029.53	117,009.65	99,264.65	
Bureau of Narcotics.....	1,290,270.19	1,338,139.46	1,289,055.68	1,263,642.87	1,283,900.69	1,301,497.35	1,241,742.49
Bureau of Engraving and Printing.....	8,126,551.89	8,493,729.74	10,503,698.66	8,528,449.41	8,417,585.76	8,576,026.81	9,731,160.01
Secret Service Division.....	2,581,858.35	2,842,837.12	2,424,731.26	2,076,293.85	1,617,072.11	1,697,816.08	1,630,100.90
Bureau of the Mint.....	6,224,605.58	5,081,274.69	5,490,824.69	4,964,438.18	5,303,096.23	2,502,729.07	2,421,010.16

° Excess of credits, deduct.

<sup>11</sup> Includes expenditures for accounting and disbursing under emergency relief appropriation acts.

## APPENDIX 6—Continued

## COMPARISON OF EXPENDITURES BY ORGANIZATION UNITS, FISCAL YEARS 1939 THROUGH 1945—Continued

Agency	1945	1944	1943	1942	1941	1940	1939
<b>GENERAL AND SPECIAL ACCOUNTS—Continued</b>							
TREASURY DEPARTMENT—continued							
Procurement Division.....	\$2,221,685.35	\$3,352,975.10	\$22,087,457.75	\$17,118,114.28	\$24,272,978.55	\$11,831,761.48	\$5,761,957.85
Defense aid (lend-lease).....	1,366,081,636.88	1,280,257,918.26	1,186,336,794.36	500,277,787.85	.....	.....	.....
United Nations relief and rehabilitation.....	53,954,750.85	.....	.....	.....	.....	.....	3,665.38
War Finance Corporation.....	.....	.....	.....	.....	.....	.....	270,713.43
Miscellaneous.....	3,861,136.14	881,900.48	1,005,819.89	1,012,825.12	1,181,583.43	863,040.80	.....
Public debt:							
Interest.....	3,621,947,584.87	2,610,117,272.01	1,813,008,496.73	1,260,085,436.46	1,110,692,811.91	1,040,935,696.71	940,539,763.50
Retirements.....	.....	2,650.00	3,446,150.00	94,722,300.00	64,260,500.00	126,184,100.00	58,246,450.00
Total, Treasury Department.....	7,621,684,255.11	4,646,312,953.37	3,607,127,795.47	2,379,847,259.38	1,370,809,210.39	1,553,558,393.56	1,247,513,541.30
WAR DEPARTMENT							
Military functions:							
Office of the Secretary.....	19,900,987.29	22,285,138.67	27,739,696.02	63,902,859.97	46,709,478.44	1,226,834.47	235,986.05
Expediting production of equipment and supplies for national defense.....	1,453,509,213.01	1,162,668,334.55	2,428,323,915.53	1,272,938,185.71	246,122,589.54	.....	.....
Defense aid (lend-lease).....	105,127,544.40	448,432,743.26	2,886,329,074.78	2,037,741,226.07	.....	.....	.....
General Staff Corps.....	3,805,808.76	16,172,448.58	27,807,313.04	38,459,404.74	22,366,285.13	2,206,944.15	380,714.91
Army War College.....	136,527.15	130,617.66	100,578.75	70,417.98	74,196.53	76,624.66	73,929.07
Adjutant General's Department.....	187,023.01	87,377.17	108,926.99	76,256.09	1,298,002.63	146,492.55	74,559.38
Finance Department.....	13,109,713,582.83	10,760,061,682.80	6,567,618,441.49	1,973,667,358.71	485,149,095.51	189,810,398.93	159,354,950.70
Quartermaster Corps.....	6,657,419,492.20	7,445,574,150.92	7,310,060,779.09	2,272,423,041.74	735,130,084.80	197,998,928.09	137,719,847.01
Transportation Corps.....	1,540,589,578.39	.....	(12)	(12)	(12)	(12)	(12)
Signal Corps.....	2,481,999,065.02	2,606,967,414.18	1,459,213,997.75	250,558,433.84	51,281,191.44	9,619,253.13	6,276,362.07
Air Corps.....	11,029,718,338.06	12,948,212,590.14	7,933,185,582.94	2,554,863,419.53	605,409,020.57	108,169,716.79	83,161,155.56
Medical Department.....	333,164,588.01	367,637,531.02	463,763,022.73	120,065,085.82	41,668,979.11	3,925,770.11	1,396,449.35
Corps of Engineers.....	3,131,295,087.38	4,235,874,543.53	5,836,120,871.47	2,306,924,023.58	1,010,072,724.84	3,640,083.38	840,309.64
Ordnance Department.....	9,210,760,839.77	8,707,388,216.22	7,709,558,329.16	1,773,577,742.39	282,868,737.42	48,610,437.52	28,640,390.78
Chemical Warfare Service.....	541,473,876.16	490,904,989.01	509,925,020.66	50,204,323.11	30,771,691.99	3,013,117.91	1,324,252.60
Special service schools.....	1,519,237.54	1,698,239.66	1,674,601.08	467,605.92	232,830.29	150,802.32	165,245.24
Armored Force.....	355,546.02	337,667.50	644,054.11	462,715.19	202,511.76	.....	.....
Seacoast defenses.....	9,902,823.64	49,218,296.95	75,344,140.33	71,024,058.55	26,177,687.83	9,339,319.64	7,317,891.05
Military Academy.....	6,367,164.38	6,729,467.39	6,190,459.97	3,333,915.49	3,328,122.82	3,243,201.45	3,484,255.16
National Guard.....	76,941.11	188,282.75	1,073,982.96	16,156,512.14	71,400,027.14	56,856,316.25	43,010,118.27
Organized Reserves.....	* 3,709.86	* 34,464.76	1,180,524.92	6,605,902.37	88,727,240.86	15,920,709.22	9,939,856.91
Citizens' military training.....	505,781.32	1,344,028.54	4,273,953.95	5,035,782.68	6,742,888.63	6,864,306.90	6,516,028.66
National Board for Promotion of Rifle Practice.....	53,927.93	52,737.85	69,802.42	124,022.10	680,894.44	603,564.39	367,805.45
Inter-American relations, War Department.....	104,535.12	155,350.25	137,644.06	.....	.....	.....	.....
Army of the Philippines.....	23,454,236.25	2,516,176.68	11,298,729.24	6,662,742.57	.....	829,733.75	403,230.77
Miscellaneous.....	1,421,759.98	5,715,256.78	1,921,782.19	948,019.50	4,028,655.16	829,733.75	403,230.77
Salaries, War Department.....	7,609,330.06	7,440,056.57	7,602,770.00	7,477,165.92	7,437,154.58	5,396,181.43	4,718,691.19
Contingent expenses, etc.....	27,430,250.39	1,447,271.65	1,169,120.17	1,208,575.97	1,768,169.17	1,027,625.29	739,929.09
Total, military functions.....	49,688,659,386.32	49,288,936,345.52	42,573,034,115.80	14,835,239,397.71	3,769,618,883.63	668,586,382.36	496,074,928.94
Civil functions:							
Quartermaster Corps.....	1,423,225.80	1,088,456.10	1,374,391.81	2,520,456.36	1,805,557.24	1,401,384.87	2,022,992.88
Signal Corps.....	230,819.59	280,235.27	441,366.29	6,386.44	220,506.41	185,115.47	179,117.77
Miscellaneous.....	287,497.42	3,554.85	6,708.91	94,046.01	11,004.34	82,568.09	209,744.94
Corps of Engineers.....	136,127,078.11	170,957,290.27	209,212,519.53	202,010,860.78	215,292,592.71	209,862,713.19	197,886,615.64
Total, civil functions.....	138,068,620.92	172,329,536.49	211,034,986.54	204,631,749.59	217,329,660.70	211,531,781.62	200,298,471.23
Total, War Department, exclusive of Panama Canal.....	49,826,728,007.24	49,461,265,882.01	42,784,069,102.34	15,039,871,147.30	3,986,948,544.33	880,118,163.98	696,373,400.17
Panama Canal:							
Maintenance and operation.....	6,506,304.54	9,629,732.92	24,733,506.93	33,615,544.82	26,013,079.24	21,299,529.32	7,823,492.47
Sanitation, Canal Zone.....	1,657,854.44	1,759,932.44	1,727,685.29	1,576,800.37	871,969.36	1,003,476.84	927,339.43
Civil government.....	1,468,227.97	1,373,290.10	1,405,686.80	1,285,752.68	1,240,666.02	1,173,202.19	1,168,003.81
Postal funds, Canal Zone.....	571,574.15	1,252,244.23	638,095.38	795,819.52	378,443.36	408,175.01	317,295.87
Construction, additional facilities.....	1,275,988.58	6,605,140.04	27,404,078.92	28,289,961.99	9,973,070.70	.....	.....
Construction of Trans-Isthmian Highway.....	.....	.....	.....	.....	325,000.00	.....	.....
Special deposit accounts.....	* 107,768.15	* 69,015.60	* 298,503.49	* 494,016.20	* 468,245.24	* 181,563.33	* 40,847.53
Repatriation of unemployed aliens.....	14,916.40	4,538.41	2,018.09	1,872.76	1,486.21	2,917.93	6,982.13
Memorial to Maj. Gen. George W. Goethals.....	.....	.....	.....	.....	.....	1,700.00	.....
Other.....	700,484.10	* 226,164.33	325,491.74	* 677,999.47	.....	.....	.....
Total, Panama Canal.....	12,087,582.03	20,329,698.21	55,938,059.66	64,393,736.47	38,335,469.65	23,707,437.96	10,202,266.18
Total, War Department.....	49,838,815,589.27	49,481,595,580.22	42,840,007,162.00	15,104,264,883.77	4,025,284,013.98	903,825,601.94	706,575,666.35

\* Excess of credits, deduct.

† Expenditures are included under Quartermaster Corps.

## APPENDIX 6—Continued

## COMPARISON OF EXPENDITURES BY ORGANIZATION UNITS, FISCAL YEARS 1939 THROUGH 1945—Continued

Agency	1945	1944	1943	1942	1941	1940	1939
<b>GENERAL AND SPECIAL ACCOUNTS—Continued</b>							
DISTRICT OF COLUMBIA							
Federal contribution.....	\$6,000,000.00	\$6,000,000.00	\$6,000,000.00	\$6,000,000.00	\$6,000,000.00	\$6,000,000.00	\$5,000,000.00
Subtotal.....	100,238,603,882.18	94,137,751,460.39	78,374,271,248.57	33,464,428,839.27	12,867,281,165.27	9,137,013,068.95	8,780,797,529.09
Adjustment to daily Treasury statement basis.....	+165,992,803.36	-294,236,596.55	-191,922,607.70	-973,121,441.58	-92,390,841.30	-9,639,262.48	-15,459,498.55
Total, general and special accounts.....	100,404,596,685.54	93,743,514,863.84	78,182,348,640.87	32,491,307,397.69	12,774,890,323.97	9,127,373,806.47	8,765,338,030.54
<b>GOVERNMENT CORPORATIONS AND CREDIT AGENCIES</b>							
Checking accounts with the Treasurer of the United States:							
Redemption of obligations in the market (net):							
Guaranteed by the United States:							
Commodity Credit Corporation.....	434,045,722.85	61,657,891.48	231,907,489.77	• 4,844,000.00	• 289,458,000.00	• 200,620,000.00	-----
Federal Farm Mortgage Corporation.....	35,083,700.00	888,810,200.00	12,017,900.00	325,788,600.00	211,300.00	10,654,100.00	-----
Federal Housing Administration.....	3,759,450.00	2,603,000.00	2,315,269.05	3,221,150.00	2,552,450.00	839,493.39	-----
Federal Public Housing Authority.....	58,000.00	114,091,000.00	5,000.00	112,094,000.00	• 112,099,000.00	-----	• 114,157,000.00
Home Owners' Loan Corporation.....	803,027,350.00	720,188,700.00	28,786,825.00	851,254,700.00	211,532,825.00	166,188,975.00	• 45,900,000.00
Reconstruction Finance Corporation.....	157,000.00	895,865,000.00	323,611,000.00	521,797,000.00	• 645,092,000.00	• 276,668,000.00	• 905,129,000.00
Total, guaranteed by the United States.....	1,276,131,222.85	2,683,245,791.48	598,643,483.82	1,809,311,450.00	• 832,352,425.00	• 299,605,431.61	• 1,065,186,000.00
Not guaranteed by the United States:							
Electric Home and Farm Authority.....	-----	-----	8,832,500.00	5,441,250.00	• 2,951,750.00	• 3,092,500.00	• 2,814,500.00
Federal home loan banks.....	8,000,000.00	• 22,963,600.00	56,490,000.00	• 15,671,000.00	• 27,329,000.00	5,000.00	• 41,500,000.00
Federal land banks.....	268,583,700.00	157,930,100.00	-----	10,295,000.00	10,917,000.00	15,075,000.00	4,000,000.00
Federal National Mortgage Association.....	-----	55,352,000.00	29,748,000.00	-----	-----	-----	-----
Federal Savings and Loan Insurance Corporation.....	-----	-----	11,880.00	-----	-----	-----	-----
Home Owners' Loan Corporation.....	18,625.00	16,625.00	20,800.00	36,350.00	66,325.00	83,425.00	-----
Total, not guaranteed by the United States.....	276,602,325.00	190,335,125.00	95,163,180.00	101,600.00	• 19,297,425.00	12,070,925.00	• 40,314,500.00
Total, redemption of obligations in the market (net).....	1,552,733,547.85	2,873,580,916.48	693,746,663.82	1,809,413,050.00	• 851,649,850.00	• 287,534,506.61	• 1,105,500,500.00
Other activities (net):							
Commodity Credit Corporation.....	470,827,124.45	224,716,819.14	• 192,810,422.44	241,678,660.78	347,077,377.25	210,493,798.38	136,127,035.49
Export-Import Bank of Washington.....	• 164,811.36	109,584.39	272,281.96	• 283,415.34	208,482.55	• 340,302.64	1,549,270.42
Federal Housing Administration.....	• 5,362,285.67	• 2,378,865.04	• 6,143,779.89	• 4,658,226.48	• 8,098,547.21	• 4,853,751.00	-----
Federal Public Housing Authority.....	11,667,460.25	15,116,864.86	• 2,112,138.49	45,806,485.57	232,844,284.19	17,201,293.11	54,564,859.23
Home Owners' Loan Corporation.....	• 323,452,592.78	• 396,486,281.01	• 363,446,816.33	• 255,761,020.63	• 239,313,806.97	• 39,814,888.69	• 59,899,007.81
Reconstruction Finance Corporation.....	183,824,682.32	2,434,964,899.28	2,461,903,755.85	1,935,972,984.33	725,480,421.05	42,340,268.20	246,691,136.84
Rural Electrification Administration.....	• 2,553,194.95	• 1,062,135.40	652,532.82	854,076.05	• 1,059,136.93	• 875,059.57	385,538.79
Other agencies.....	• 709,136,796.03	• 745,493,128.20	• 398,376,611.47	• 148,358,339.93	12,027,477.33	30,241,107.46	• 42,183,794.83
Total, other activities (net).....	• 374,350,413.77	1,529,487,758.02	1,499,938,802.01	1,815,311,204.35	1,069,175,551.26	254,392,465.25	337,175,038.13
Total, Government corporations and credit agencies (net).....	1,178,383,134.11	4,403,068,674.50	2,193,685,465.83	3,624,724,254.35	217,525,701.26	• 33,142,041.86	• 768,325,461.87
<b>TRUST ACCOUNTS</b>							
Unemployment trust fund:							
Investments in United States securities.....	1,437,173,400.00	1,503,000,000.00	1,228,000,000.00	866,000,000.00	563,000,000.00	443,000,000.00	395,000,000.00
Withdrawals by States and other expenditures.....	71,277,332.93	60,590,783.79	176,167,159.73	377,142,328.20	555,127,110.94	514,316,273.97	441,795,000.00
Total, unemployment trust fund.....	1,508,450,732.93	1,563,590,783.79	1,404,167,159.73	1,243,142,328.20	1,118,127,110.94	957,316,273.97	836,795,000.00

• Excess of credits, deduct.

## APPENDIX 6—Continued

## COMPARISON OF EXPENDITURES BY ORGANIZATION UNITS, FISCAL YEARS 1939 THROUGH 1945—Continued

Agency	1945	1944	1943	1942	1941	1940	1939
<b>TRUST ACCOUNTS—Continued</b>							
Federal old-age and survivors insurance trust fund:							
Investments in United States securities.....	\$1,137,410,929.00	\$1,172,035,880.00	\$1,035,200,000.00	\$821,034,250.00	\$642,500,000.00	\$560,900,000.00	\$514,900,000.00
Benefit payments.....	239,833,904.85	184,597,363.80	149,303,977.71	110,280,702.20	64,341,884.66	15,805,088.55	13,891,583.23
Total, Federal old-age and survivors insurance trust fund.....	1,377,244,824.85	1,356,633,243.80	1,184,503,977.71	931,314,952.20	706,841,884.66	576,705,088.55	528,791,583.23
Veterans life insurance funds:							
National service life insurance fund:							
Investments in United States securities...	1,973,700,000.00	861,700,000.00	326,335,044.98	34,815,000.00	2,800,000.00		
Insurance losses and refunds.....	128,161,422.05	31,365,551.92	6,549,351.07	863,751.77	31,041.83		
Government life insurance fund:							
Investments in United States securities...	72,826,289.50	60,042,266.12	60,748,459.00	47,166,914.15	29,048,094.00	19,806,195.59	49,259,792.00
Insurance losses and refunds.....	24,509,933.86	33,592,938.92	30,888,250.88	44,987,523.06	63,023,295.86	76,440,375.00	41,741,809.80
Total, veterans life insurance funds.....	2,199,197,645.41	986,700,756.96	424,471,105.93	127,833,188.98	94,902,431.69	96,246,570.59	91,001,601.80
Federal employees retirement funds:							
Civil service retirement and disability fund:							
Annuities and refunds.....	148,358,285.05	100,476,706.54	83,323,821.51	76,197,957.98	73,332,213.39	67,203,261.76	63,758,607.60
Investments in United States securities...	397,357,000.00	390,592,000.00	277,671,000.00	137,365,000.00	95,085,000.00	84,800,000.00	69,092,108.74
Alaska Railroad retirement and disability fund:							
Annuities and refunds.....	186,223.51	202,562.30	141,604.86	107,801.96	102,729.60	89,309.79	71,768.54
Investments in United States securities...	156,000.00	203,000.00	252,000.00	295,000.00	238,000.00	204,000.00	236,000.00
Canal Zone retirement and disability fund:							
Annuities and refunds.....	1,545,242.05	1,470,590.25	1,331,712.42	1,205,867.52	1,047,532.22	924,643.77	858,431.58
Investments in United States securities...	1,111,000.00	1,227,000.00	1,282,000.00	1,290,000.00	1,104,000.00	338,000.00	284,000.00
Foreign Service retirement and disability fund:							
Annuities and refunds.....	538,384.69	512,641.60	480,558.34	422,472.77	348,900.43	329,497.64	321,434.18
Investments in United States securities.....	824,000.00	897,000.00	673,000.00	729,000.00	787,000.00	398,000.00	200,000.00
Total, Federal employees' retirement funds.....	550,076,135.30	495,581,500.69	365,155,697.13	217,613,100.23	171,045,375.64	154,286,712.96	134,822,350.64
Railroad retirement account:							
Investments in United States securities.....	182,000,000.00	140,500,000.00	86,500,000.00	17,500,000.00	* 5,400,000.00	12,200,000.00	1,000,000.00
Benefit payments.....	141,444,643.89	134,415,832.07	130,464,800.65	126,243,910.67	121,173,514.47	113,099,073.50	105,774,077.31
Total, railroad retirement account.....	323,444,643.89	274,915,832.07	216,964,800.65	143,743,910.67	115,773,514.47	125,299,073.50	106,774,077.31
Other trust accounts:							
Legislative branch.....	1,049,574.59	1,365,274.43	1,728,797.43	1,314,801.75	1,054,965.53	768,883.61	762,082.69
The Judiciary.....	1,496,117.05	3,203,857.26	3,513,559.80	3,846,952.40	3,208,516.36	3,589,977.84	2,821,054.18
Executive Office of the President and independent offices.....	32,086,282.98	21,374,326.35	19,860,226.89	13,863,616.67	21,219,962.44	3,586,407.93	5,180,931.31
Federal Security Agency.....	650,907.55	666,685.35	3,693,123.51	13,975,978.72	7,257,395.87	4,524,207.77	3,241,701.20
Federal Works Agency.....	48,632.44	676,467.85	3,037,912.36	8,044,844.88	* 216,538.28	* 56,807.76	
National Housing Agency.....	1,211,802.16	1,369,163.56	933,035.13	304,251.52	4,584.29	1,171.87	
Department of Agriculture.....	15,919,625.58	13,418,009.59	174,796,055.17	350,752,479.52	215,759,058.53	41,660,795.84	5,336,748.52
Department of Commerce.....	143,986.95	82,710.55	48,485.40	71,836.17	48,893.01	44,615.82	57,687.03
Department of the Interior.....	10,394,376.32	10,485,908.83	8,641,681.85	8,380,792.08	7,277,537.92	9,657,677.36	7,531,613.74
Department of Justice.....	2,727,337.19	2,277,048.53	1,973,962.82	1,749,568.90	1,217,486.03	1,187,645.72	1,403,707.33
Department of Labor.....	505,703.51	408.71	* 3,442.71				
Navy Department.....	15,860,310.69	1,036,715.76	2,244,110.84	2,551,464.20	2,781,570.45	2,219,629.90	2,280,360.31
Department of State.....	223,116.68	20,807,129.73	2,437,533.99	897,454.08	898,500.42	1,097,380.45	3,781,949.89
Treasury Department.....	5,103,148.47	1,524,297.00	2,950,380.97	20,264,457.27	18,932,126.09	13,759,154.87	19,616,753.04
War Department (including Panama Canal).....	291,616,634.20	115,692,179.74	* 6,439,567.89	* 3,363,050.12	6,253,250.10	3,517,699.45	5,316,888.03
District of Columbia:							
General government.....	10,274,686.65	9,997,108.62	4,524,444.03	4,274,778.00	4,150,103.30	4,099,732.91	3,992,896.29
Protection of life and property.....	9,263,157.23	9,038,789.87	9,292,707.92	8,802,891.00	8,767,640.48	7,534,396.86	7,359,856.54
Health and sanitation.....	4,720,470.60	4,650,866.76	4,091,225.15	3,805,799.00	3,529,023.84	3,396,977.72	3,217,939.20
Highways.....	3,353,373.27	4,224,923.45	6,030,634.96	6,286,845.00	5,539,023.58	6,619,951.58	5,527,879.69
Public welfare.....	10,826,429.96	11,421,395.74	11,451,632.88	10,640,666.00	10,093,112.42	9,518,700.40	8,967,414.15
Education.....	13,726,147.61	14,434,052.62	13,451,529.43	13,153,208.00	13,490,190.23	14,138,261.18	13,985,598.95
Recreation.....	2,035,319.79	2,825,033.78	1,820,760.10	1,789,246.00	1,459,333.86	1,881,982.16	1,838,605.65
Miscellaneous.....	18,391.39	350,411.45	387,870.30	374,722.78	387,579.12	306,373.93	364,673.96
Public-service enterprises.....	2,427,670.59	2,806,149.83	2,412,843.04	2,824,614.00	2,078,033.19	2,788,735.42	2,417,673.02

\* Excess of credits, deduct.

\* Excess of redemptions, deduct.



## APPENDIX 6—Continued

## COMPARISON OF EXPENDITURES BY ORGANIZATION UNITS, FISCAL YEARS 1939 THROUGH 1945—Continued

Agency	1945	1944	1943	1942	1941	1940	1939
<b>TRUST ACCOUNTS—Continued</b>							
Other trust accounts—Continued							
District of Columbia—Continued							
Permanent appropriations.....	\$4,659,165.78	\$5,312,094.41	\$5,473,362.28	\$5,123,373.00	\$8,680,041.41	\$11,817,857.97	\$4,036,687.16
Investment of teachers retirement fund..	651,507.00	403,258.50	650,766.00	553,689.00	505,463.39	483,776.84	671,543.40
Investment, general fund.....	5,000,000.00						
Total, trust accounts, District of Columbia <sup>13</sup> .....	66,956,319.87	65,464,085.03	59,587,776.09	57,629,831.78	58,679,544.82	62,586,746.97	52,380,768.01
Chargeable against increment on gold:							
Melting losses, etc.....	3,821.34		1,512.56	1,873.73	1,821.67	4,574.58	2,388.29
For retirement of national-bank notes.....							5,497,305.45
Total.....	445,997,697.57	259,444,268.27	279,005,174.21	480,287,153.55	343,378,675.25	148,149,762.22	115,211,939.02
Adjustment to daily Treasury statement basis.....	-20,622,351.45	-27,806,415.87	-32,997,163.42	-20,202,273.58	+2,042,575.87	-15,296,207.53	+1,061,063.51
Total, other trust accounts.....	425,375,346.12	231,637,852.40	246,008,010.79	460,084,879.97	345,421,251.12	132,853,554.69	116,273,002.53
Special deposit accounts.....	* 1,301,979,198.70	* 208,682,106.52	* 247,719,403.80	* 52,067,564.71	16,271,596.92	* 19,727,076.77	* 8,056,343.20
Total, trust accounts.....	5,081,810,129.80	4,700,377,863.19	3,593,5513,48.14	3,071,664,795.54	2,568,383,165.44	2,022,980,197.49	1,806,401,272.31

\* Excess of credits, deduct.

<sup>13</sup> Includes Federal contribution.

## APPENDIX 7

UNEXPENDED BALANCES OF GENERAL AND SPECIAL ACCOUNT APPROPRIATIONS AS OF JUNE 30, 1945, AND APPROPRIATIONS FOR THE FISCAL YEAR 1946 AS OF NOVEMBER 1, 1945<sup>1</sup>

As reported by the Secretary of the Treasury

[This statement is submitted pursuant to the Budget and Accounting Act, 1921 (31 U. S. C. 11e)]

Department or agency	Unexpended balances June 30, 1945		Appropriations for fiscal year 1946, including permanent and indefinite appropriations	Total available
	On books of Treasury	To credit of disbursing officers <sup>2</sup>		
Legislative branch.....	\$13,913,415.44	\$3,889,326.45	\$49,371,668.66	\$67,174,410.55
The Judiciary.....	867,856.36	648,670.43	14,390,400.00	15,906,926.79
Executive Office of the President:				
Office for Emergency Management.....	1,440,969,803.97	1,397,334,541.78	696,994,033.00	3,535,298,378.75
Other.....	453,367,658.64	51,362,752.25	2,689,731,199.36	3,194,461,610.25
Independent offices:				
Federal Loan Agency.....	6.21	6,425,817.98		6,425,824.19
Federal Security Agency:				
Office of Administrator.....	1,053,771.08	1,308,169.52	5,068,980.58	7,430,921.18
Office of Education.....	14,839,663.72	14,778,802.47	27,585,018.00	57,203,484.19
Food and Drug Administration.....	28,277.24	240,096.75	2,779,000.00	3,047,373.99
Saint Elizabeths Hospital.....	1,402,955.81	84,097.81	5,442,665.00	6,929,718.62
Public Health Service.....	9,184,809.03	13,518,544.30	134,144,500.00	156,847,853.33
Social Security Board.....	1,013,715.04	99,391,310.57	373,870,174.00	474,275,109.61
Office of Vocational Rehabilitation.....	32,591.76	1,000,914.97	8,686,888.00	9,720,394.73
Other.....	248,955.06	96,218.65	4,989,750.00	2,384,923.71
Federal Works Agency:				
Office of Administrator.....	72,257,863.68	59,762,996.09	20,317,592.21	152,338,451.98
Public Buildings Administration.....	43,898,690.54	14,242,161.67	44,380,710.00	102,521,562.21
Public Roads Administration.....	99,780,439.00	66,233,819.42	212,114.10	166,226,372.52
National Housing Agency:				
Office of Administrator.....	60,733,049.81	348,759.75	9,755.94	61,091,565.50
Federal Home Loan Bank Administration.....	112,529.64	23,992.84		136,522.48
Federal Public Housing Authority.....	144,878,860.50	105,965,907.96	7,600,000.00	258,444,768.46
Other.....	4,903.20			4,903.20
Civil Service Commission.....	761,579.30	1,305,392.74	263,212,882.00	265,279,554.04
Employees Compensation Commission.....	2,172,077.04	1,871,673.94	17,962,000.00	22,005,750.98
Federal Communications Commission.....	207,707.35	749,604.44	5,905,400.00	5,962,711.79
Federal Power Commission.....	45,633.76	222,467.79	2,398,350.00	2,666,451.55
Federal Trade Commission.....	36,113.19	317,755.48	1,941,833.00	2,295,701.67
General Accounting Office.....	2,835,080.22	5,094,323.35	33,947,680.00	41,877,083.57
Interstate Commerce Commission.....	1,017,419.48	822,187.78	7,676,338.00	9,515,945.26
National Advisory Committee for Aeronautics.....	18,516,121.64	13,191,015.41	26,014,414.75	57,721,551.80
National Labor Relations Board.....	120,995.53	372,793.98	3,135,430.00	3,629,219.51
Office of War Mobilization and Reconversion.....	367,131.26	313,017.80	58,954,400.00	59,634,549.06
Railroad Retirement Board.....	15,730,844.14	930,139.61	305,135,000.00	321,795,983.75
Securities and Exchange Commission.....	188,322.52	399,320.94	4,143,000.00	4,730,643.46
Selective Service System.....	55.50		52,000,136.24	52,000,191.74
Tennessee Valley Authority.....	18,123,863.42	4,827,207.27	9,648,000.00	32,599,070.69
United States Maritime Commission.....	587,275,182.77	1,781,416,467.28		2,368,691,650.05
Veterans Administration.....	1,956,222,374.79	67,706,028.01	247,069,496.32	2,270,997,899.12
Other independent offices.....	2,333,351.81	920,718.73	5,891,087.00	9,145,157.54
Department of Agriculture.....	1,466,124,871.80	1,089,817,175.53	713,137,484.14	3,269,079,531.47
Department of Commerce.....	31,603,242.29	84,693,490.25	86,056,813.43	202,353,545.97
Department of the Interior.....	131,050,365.02	92,343,468.23	150,828,736.11	374,222,569.36
Department of Justice.....	14,430,204.53	12,495,047.10	93,770,257.69	120,695,509.32
Department of Labor.....	319,210.41	4,988,554.31	69,128,881.00	74,436,648.72
Navy Department.....	11,055,227,633.12	4,732,130,982.33	23,477,937,188.49	39,265,295,803.94
Post Office Department, payable from general revenues.....	3,393,851.74	1,034,966.68	19,909.98	4,448,728.40
Department of State.....	10,503,346.95	10,870,893.36	77,044,254.90	98,418,495.21
Treasury Department.....	1,504,965,433.09	554,126,343.95	3,017,881,103.26	5,076,972,880.30
War Department.....	39,235,010,359.67	8,042,997,335.10	21,515,917,020.05	68,793,924,714.82
Panama Canal.....	24,666,774.84	8,499,102.79	8,572,209.57	41,738,087.20
District of Columbia—United States share:				
Federal annual contribution.....			6,000,000.00	6,000,000.00
Regular divided accounts.....	695.53	53,186.60		53,882.13
Public debt, permanent appropriations:				
Sinking fund.....	4,937,361,565.00		587,560,154.00	5,524,921,719.00
Other public-debt redemptions, chargeable to general and special account receipts.....	36,662,983.15		5,310,797.00	41,973,780.15
Interest on the public debt.....			4,750,000,000.00	4,750,000,000.00
Government corporations and certain other agencies.....	412,120,658.96	2,071,066.85		14,191,725.81
Total, exclusive of Postal Service payable from postal revenue.....	63,428,034,865.55	18,353,238,629.29	59,685,875,008.78	141,467,148,503.62
Postal Service, payable from postal revenue.....			1,057,194,392.32	1,057,194,392.32
Total.....	63,428,034,865.55	18,353,238,629.29	60,743,069,401.10	142,524,342,895.94

<sup>1</sup> Includes permanent and indefinite appropriations and excludes amounts made immediately available in the fiscal year 1945.<sup>2</sup> Includes balances in special deposit accounts classified under general and special accounts in the Combined Statement of Receipts and Expenditures.<sup>3</sup> Includes unallocated balances of defense aid (lend-lease) funds in the amount of \$326,484,330.11 and unallocated balances of emergency funds for the President in the amount of \$58,933,122.22. Unexpended balances of allocations made from these funds are shown under the department or agency to which the allocations were made.<sup>4</sup> Includes estimated amount of \$796,750 to cover 100 percent of the expenditures on account of Freedmen's Hospital. Reimbursement for 65 percent of the actual expenditures will be made by the District of Columbia and transferred to Miscellaneous receipts.<sup>5</sup> Includes Work Projects Administration and Miscellaneous accounts.<sup>6</sup> Reflects items of corporate and agency funds for administrative expenses and other purposes.

## APPENDIX 8

RECEIPTS AND EXPENDITURES, GENERAL AND SPECIAL ACCOUNTS, FISCAL YEARS 1938 THROUGH 1947<sup>1</sup>

Based on existing and proposed legislation

[In millions]

Description	Actual								Estimated	
	1938	1939	1940	1941	1942	1943	1944	1945	1946	1947
<b>RECEIPTS</b>										
Direct taxes on individuals.....	\$1,703	\$1,390	\$1,342	\$1,824	\$3,696	\$6,953	\$20,290	\$19,789	\$15,845	\$12,874
Direct taxes on corporations <sup>2</sup> .....	1,476	1,277	1,272	2,211	5,021	9,916	15,256	16,399	12,394	8,192
Excise taxes.....	1,722	1,755	1,875	2,390	3,128	3,777	4,400	5,934	6,303	6,344
Employment taxes.....	754	740	838	932	1,194	1,508	1,751	1,793	1,581	1,856
Customs.....	359	319	349	392	389	324	431	355	413	434
Miscellaneous receipts.....	208	187	267	509	277	907	3,280	3,470	3,171	3,239
Adjustment to daily Treasury statement basis.....	20		-18	10	-37					
<b>Total receipts</b> .....	<b>6,242</b>	<b>5,668</b>	<b>5,925</b>	<b>8,268</b>	<b>13,668</b>	<b>23,385</b>	<b>45,408</b>	<b>47,740</b>	<b>39,707</b>	<b>32,939</b>
<b>Deduct:</b>										
Net appropriation to Federal old-age and survivors insurance trust fund.....	387	503	538	661	869	1,103	1,259	1,283	1,098	1,426
<b>Net receipts (based on existing legislation)</b> .....	<b>5,855</b>	<b>5,165</b>	<b>5,387</b>	<b>7,607</b>	<b>12,799</b>	<b>22,282</b>	<b>44,149</b>	<b>46,457</b>	<b>38,609</b>	<b>31,513</b>
<b>EXPENDITURES</b>										
<b>National defense:</b>										
War Department.....	432	490	667	3,687	14,097	42,294	49,249	50,339	28,000	<sup>3</sup> 8,000
Navy Department.....	633	717	936	2,313	8,580	20,888	26,538	30,047	14,700	<sup>3</sup> 5,000
Other war activities.....	1	44	108	301	3,334	8,927	11,252	9,643	6,100	<sup>3</sup> 3,000
<b>Total, national defense</b> .....	<b>1,066</b>	<b>1,251</b>	<b>1,711</b>	<b>6,301</b>	<b>26,011</b>	<b>72,109</b>	<b>87,039</b>	<b>90,029</b>	<b>48,800</b>	<b>16,000</b>
<b>Interest on the public debt</b> .....	<b>926</b>	<b>940</b>	<b>1,041</b>	<b>1,111</b>	<b>1,260</b>	<b>1,808</b>	<b>2,609</b>	<b>3,617</b>	<b>4,750</b>	<b>5,000</b>
<b>Refunds</b> .....	<b>100</b>	<b>68</b>	<b>91</b>	<b>90</b>	<b>94</b>	<b>79</b>	<b>267</b>	<b>1,715</b>	<b>2,716</b>	<b>1,585</b>
<b>Veterans pensions and benefits</b> .....	<b>573</b>	<b>551</b>	<b>551</b>	<b>559</b>	<b>552</b>	<b>600</b>	<b>725</b>	<b>2,044</b>	<b>3,347</b>	<b>4,208</b>
<b>International finance (based on existing and proposed legislation)</b> .....									<b>2,513</b>	<b>1,754</b>
<b>Aids to agriculture:</b>										
Conservation and use of agricultural land resources.....	304	478	605	465	474	391	413	281	305	252
Parity payments.....			215	184	191	203	163			
Exportation and domestic consumption of agricultural commodities.....	35	211	144	223	196	126	98	69	110	198
Other aids to agriculture.....	373	353	412	<sup>a</sup> 126	231	317	91	252	51	51
<b>Total, aids to agriculture</b> .....	<b>712</b>	<b>1,042</b>	<b>1,376</b>	<b>746</b>	<b>1,092</b>	<b>1,037</b>	<b>765</b>	<b>602</b>	<b>466</b>	<b>501</b>
<b>Social security, relief, and retirement:</b>										
Social security program.....	302	347	383	444	496	498	511	476	538	594
Work relief:										
Work Projects Administration.....	1,421	2,161	1,477	1,285	882	299	6	<sup>a</sup> 1		
Public Works Administration.....	171	408	348	126	40	12	3	5	12	7
Other work relief.....	43	43	36	27	15	6	14	1		
<b>Total, work relief</b> .....	<b>1,635</b>	<b>2,612</b>	<b>1,861</b>	<b>1,438</b>	<b>937</b>	<b>317</b>	<b>23</b>	<b>5</b>	<b>12</b>	<b>7</b>
Direct relief (Federal Emergency Relief Administration).....	4	2								
Retirement funds.....	220	182	208	217	244	322	440	506	607	453
Aids to youth.....	378	368	378	347	251	18				
<b>Total, social security, relief, and retirement</b> .....	<b>2,539</b>	<b>3,511</b>	<b>2,830</b>	<b>2,446</b>	<b>1,928</b>	<b>1,155</b>	<b>974</b>	<b>987</b>	<b>1,157</b>	<b>1,054</b>
<b>General public works program:</b>										
Highways and airports.....	160	187	179	186	169	95	54	42	146	317
Rivers and harbors.....	126	112	104	78	80	74	63	56	80	110
Flood control and reclamation (including power).....	124	165	242	291	354	321	240	161	308	408
Veterans.....	9	6	6	3	4	3	5	16	65	130
Housing.....									100	90
Other general public works.....	63	48	55	60	42	29	15	16	52	28
<b>Total, general public works program</b> .....	<b>482</b>	<b>518</b>	<b>586</b>	<b>618</b>	<b>649</b>	<b>522</b>	<b>377</b>	<b>291</b>	<b>741</b>	<b>1,083</b>

<sup>a</sup> Excess of credits, deduct.<sup>1</sup> This appendix is explained in appendix 1.<sup>2</sup> Includes the following estimated amounts for refundable excess-profits taxes: 1943, \$258 million; 1944, \$566 million; and 1945, \$761 million.<sup>3</sup> Detailed estimates of appropriation for 1947 will be submitted to the Congress in the spring of 1946. The amounts shown for 1947 are tentative.<sup>4</sup> Includes transfers to public debt accounts for excess-profits tax refund bonds issued.

## APPENDIX 8—Continued

## RECEIPTS AND EXPENDITURES, GENERAL AND SPECIAL ACCOUNTS, FISCAL YEARS 1938 THROUGH 1947—Continued

[In millions]

Description	Actual								Estimated	
	1938	1939	1940	1941	1942	1943	1944	1945	1946	1947
<b>EXPENDITURES—Continued</b>										
<b>General government:</b>										
Legislative branch.....	\$26	\$22	\$23	\$24	\$27	\$27	\$29	\$29	\$36	\$37
The Judiciary.....		9	11	11	12	12	13	13	14	17
Executive Office of the President.....	2	2	3	3	2	3	3	3	3	5
<b>Civil departments and agencies:</b>										
Independent offices.....	42	46	55	65	74	79	90	142	145	142
Federal Loan Agency.....	7	8	6							
Federal Security Agency.....	45	51	53	55	64	69	77	83	99	132
Federal Works Agency.....	125	51	35	26	32	37	68	62	70	66
National Housing Agency.....	33	19	10	17	17	15	15	12	10	16
Department of Agriculture.....	135	187	183	192	133	126	144	160	175	196
Department of Commerce.....	34	43	64	72	58	61	71	82	111	165
Department of the Interior.....	104	134	89	79	75	67	78	80	94	118
Department of Justice.....	50	47	52	57	64	63	71	68	67	93
Department of Labor.....	5	6	10	12	11	10	10	10	47	99
Department of State.....	18	17	22	20	26	32	37	52	102	127
Treasury Department.....	117	115	114	136	153	222	285	309	303	327
War Department, civil functions.....	48	24	31	34	38	31	13	9	22	19
Total, civil departments and agencies.....	761	748	727	765	745	812	959	1,069	1,245	1,500
Post Office Department (general fund).....	47	40	42	30	18	9	* 22			
District of Columbia (Federal contribution).....	5	5	6	6	6	6	6	6	6	6
Total, general government.....	841	826	812	839	810	869	988	1,120	1,304	1,565
Expenditures from anticipated supplemental appropriations.....									\$ 1,350	\$ 875
Expenditures based on proposed legislation (excluding international finance).....									\$ 250	\$ 1,500
Statutory public debt retirement.....	66	58	129	64	95	3				
Total expenditures (based on existing and proposed legislation).....	7,305	8,765	9,127	12,774	32,491	78,182	93,744	100,405	67,394	35,125
Excess of expenditures over receipts (based on existing and proposed legislation).....	1,450	3,600	3,740	5,167	19,692	55,900	49,595	53,948	28,785	3,612
<b>THE PUBLIC DEBT</b>										
Public debt at end of year.....	37,165	40,440	42,968	48,961	72,422	136,696	201,003	258,682	275,000	271,000

\* Excess of credits, deduct.

† The charts following the Budget Message include for the fiscal years 1946 and 1947 a tentative distribution of the lump-sum estimates of expenditures from the anticipated supplemental appropriations and a similar distribution of expenditures from the appropriations which are required to implement financially the proposed new basic legislation recommended by the President in the Budget Message.



# INDEX

A	Page		Page
Abraham Lincoln, birthplace of, preservation	493	Aid:	
Access roads, Public Roads Administration	195	Temporary, to enemy aliens and other restricted persons, Office of Administrator, Federal Security Agency	173
Accidents, investigations, Bureau of Mines	458	To blind, District of Columbia	724
Accidents. <i>See</i> Safety.		To dependent children, District of Columbia	163
Accounting Office, General	A32, 70-73	To the blind, Social Security Board	724
Account(s):		To the blind, Social Security Board	163
Bureau of, Post Office Department	572	Air:	
Bureau of, Treasury Department	617-618	Mail:	
General and special, receipts of	A6 A13	And Star Route Service, Alaska	578
Railroad Retirement	94	Foreign, transportation	580
Regulating, Interstate Commerce Commission	75	Service, domestic	580
<i>See also</i> Appropriations and expenditures, trust accounts.		Navigation facilities	335-336
Adams Act, payments under	225	Safety, Civil Aeronautics	337-338
Adjusted:		Aircraft engine research laboratory	80
Losses and contingencies	574	Aircraft, maintenance and operation of	339
Service, and dependent pay, Veterans Administration	117	Airport advisory service	339
Service Certificate Fund, Veterans Administration	118	Alaska:	
Administration:		And Canada, boundary between	601
General, District of Columbia	675-676	Care and custody of insane	510
Indian forests	397	Communication system	650
Indian Property	411-412	Extension of benefits of Hatch Act and Smith-Lever Act to	220, 225-226
Sugar Act, Department of Agriculture	288	Fisheries	497-498
<i>See also</i> specific names of acts.		Forest management and protection, public domain	384
Administrative:		Game law, enforcement	501
Division, Department of Justice	523	Governor and secretary	510
Office of the United States Courts	35	Indigent, relief	620
Planning and Budget, Office of, Post Office Department	569-570	Legislative expenses	510
Administrator, Office of, Federal Security Agency	171-176	Medical relief of natives	411
Administrator, Office of, Federal Works Agency	178-180	Mineral resources	448
Adult correctional service	704-706	Native service	392-393
Advance planning for public works, Office of Administrator, Federal Works Agency	199	Natives, education	411
Advance studies for Federal building construction, Public Buildings Administration	186	Payment to, for agricultural experiment station	225-226
Advisory Committee for Aeronautics, National	A32, 78-81, 736-737	Payment to, for agricultural extension work	219
Aeronautical charts, Coast and Geodetic Survey	345	Public schools	510
Aeronautics:		Railroad(s):	
Civil, Administrator, Office of	333-342, 739	Additional income tax on	632-633
Civil, Board	343-344	Funds	512-513
National Advisory Committee for	A32, 78-81, 736-737	Retirement and disability fund	59-60
Africa, China, and Near East, cultural relations with	603	Reindeer service	412
Agricultural:		Road construction	511
Adjustment Act	286-288	Roads, bridges, and trails	511
Adjustment, payments for	288	Star Route and Air Mail Service	578
And Industrial Chemistry, Bureau of	252-258	Territory of, Federal activities in public works	741
Chemical investigations	252-253	Town sites, trustee funds	388
Commodities:		Wagon roads, bridges, and trails	510-511
Exportation and domestic consumption	289-291	Albuquerque, New Mexico, Indian boarding school	409
Grading of	308	Alcoholic Beverage Control Board, District of Columbia	678-679
Perishable	295	Aliens:	
Economics, Bureau of	214-217	Enemy, and other restricted persons, temporary aid to, Office of Administrator, Federal Security Agency	173
Engineering. <i>See</i> Plant industry.		Return of passage money collected from steamship companies	537
Engineering investigations	239-240	Unemployed, repatriation of, Panama Canal	665
Experiment station and vocational school, Virgin Islands	516	Who become public charges, disposition of deposits	537
Experiment stations	225-227	Alley Dwelling Authority. <i>See</i> National Capital Housing Authority.	
Extension Service	219-222	Allied ministers in London, conference of	603
Marketing Administration. <i>See</i> Food Distribution Administration.		Allowances, commissioned officers, Coast and Geodetic Survey	347
Marketing revolving funds	320	Allowances, Foreign Service, clerical, administrative, and fiscal personnel	591
Relations, Foreign, Office of	217-219	Alteration of bridges over navigable waters of United States	651
Research Administration	223-260	Alumina production from low-grade bauxite and alunite	474
Office of Administrator	223-224	Ambassadors and ministers	589-590
Agriculture, Department of	A15, A17-A18, A21, A24, A44-A48, A75, 203-265, 738-739	American:	
<i>For list of bureaus and subdivisions, see</i>	203-204	Battle Monuments Commission	A31, 53-54
Agriculture and stock raising among Indians	399	Commission for the Protection and Salvage of Artistic and Historic Monuments in War Areas	A31, 54
		Mexican Claims Commission	600
		Printing House for the Blind	127

American—Continued	Page		Page
Republics, cooperation with.....	603-606	Arboretum, National.....	241
Samoa trust fund, coconut oil tax.....	633	Architect of the Capitol.....	10-14
Ames Aeronautical Laboratory.....	80	Archives, National.....	a33, 81-84
Anacostia River flats, District of Columbia, reclamation of.....	718	Arid and semiarid areas, water facilities, development.....	313
Analyses and tables, special.....	727-757	Arkansas River compact, Geological Survey.....	457
Analysis of the public debt.....	770	Arlington Memorial Bridge, National Park Service.....	491
Animal(s):		Army pensions, Veterans Administration.....	115-116
Diseases of, investigations.....	228-229	Art, National Gallery of.....	99-100
Husbandry, Bureau of Animal Industry.....	228	Assay offices.....	610-641
Industry, Bureau of, Department of Agriculture.....	227-233, 738	Bullion and coin, transportation.....	640
Predatory and injurious rodents, control.....	500	Assessor's office, District of Columbia.....	676
Anthracite mining investigations.....	463	Assistance, old-age, grants to District of Columbia.....	724
Antitrust laws, enforcement.....	526	Assistance to States, general, Public Health Service.....	143
Appeals, Board of Tax, District of Columbia.....	676	Assistant:	
Appendices.....	759-785	Postmasters' compensation.....	576
Appomattox Court House National Historical Monument, Virginia.....	484	Postmasters, general.....	570-571
Appropriation(s):		Solicitor General, Office of.....	525
And contract authorizations, rescissions of.....	478	To the Attorney General, Office of.....	522
And expenditures:		Attorney(s):	
General and special accounts.....	A14-A74	District, salaries and expenses.....	530
Agriculture, Department of.....	A15, A17, A18, A21, A24, A44-A48, A75	General, Office of.....	522
Anticipated supplemental appropriations.....	A16	Indian affairs, expenses.....	418
By function and organization unit.....	A14-A23	Special, compensation.....	530
By organization unit and appropriation title.....	A24-A74	Auditor's office, District of Columbia.....	677
Civil departments and agencies.....	A20, A21-A23	Automobile and maintenance, for the Vice President.....	5
Commerce, Department of.....	A15, A19, A21, A24, A49-A51, A76	Automobile and maintenance, Speaker of the House of Representatives.....	10
District of Columbia.....	A23, A24, A74	Auxiliary educational services, District of Columbia.....	685
Executive Office of the President and Independent Offices.....	A14, A20, A24, A30-A35, A75	B	
Federal Security Agency.....	A15, A19, A24, A37-A39	Bailiffs, pay and expenses.....	531
Federal Works Agency.....	A15, A18, A19, A24, A40-A42, A75	Balances due foreign countries, Post Office Department.....	579
General public works program.....	A18	Balances, unexpended, of general and special account appropriations.....	785
Interest on the public debt.....	A16	Baltimore parcel post station, acquisition of site and building.....	186
Interior, Department of the.....	A15-16, A22, A24, A52-A61, A76	Bang's disease, eradication.....	229-230
Judiciary, The.....	A20, A24, A28-A29	Bankhead-Jones Act, benefits to States, Hawaii, Alaska, and Puerto Rico.....	219, 225-226
Justice, Department of.....	A16, A22, A24, A62-A63	Bank protection project, Rio Grande, Department of State.....	599
Labor, Department of.....	A16, A17, A22, A24, A64-A65, A76	Banks for cooperatives.....	761
Legislative branch.....	A19, A24, A25-A27	Barberry eradication.....	248
National defense.....	A14-A16	Bartlesville, Oklahoma, purchase of land, Bureau of Mines.....	468
National Housing Agency.....	A15, A21, A24, A75	Battle Monuments Commission, American.....	53-54
Navy Department.....	A14, A24, A66, A76	Bee culture.....	248
Post Office Department.....	A23, A66	Belle Fourche project, South Dakota.....	431
Public debt retirement.....	A23	Beltsville Research Center, Department of Agriculture.....	260
Refunds.....	A16	Benefits, readjustment, Veterans Administration.....	116
Retirement funds.....	A18	Bequest, Gertrude M. Hubbard, Library of Congress.....	19
Social security program.....	A17-A18	Biological area, Canal Zone.....	54
State, Department of.....	A16, A19, A76	Biological investigations.....	499-500
Summary.....	A24	Birds:	
Treasury Department.....	A16, A17, A22-A23, A24, A69-A72	And mammal reservations.....	501-502
Veterans pensions and benefits.....	A17	Migratory:	
War Department.....	A14, A18, A19, A23, A24	Conservation:	
Work relief.....	A18	Act, payments to counties.....	508
Trust accounts:		Fund.....	503-504
By fund and appropriation title.....	A85-A89	Refuges.....	502
Federal employees' retirement funds.....	A85	Protection.....	500-501
Federal old-age and survivors insurance trust fund.....	A85	Reservations, maintenance.....	501-502
Other trust accounts.....	A85-A89	Bituminous Coal Consumers' Counsel.....	A31
Railroad retirement account.....	A85	Black Bass and Whaling Treaty Acts, enforcement.....	498-499
Unemployment trust fund.....	A85	Blackfeet irrigation project, Montana.....	404
Veterans life insurance funds.....	A85	Black-out expenses, District of Columbia.....	726
And obligations for Federal public works, statement of.....	744-749	Blind:	
Budget summary.....	A4-A5	Aid, Social Security Board.....	163, 724
General and special accounts, unexpended balances of.....	785	Aid to, District of Columbia.....	724
Permanent.....	772-773	Books for, Library of Congress.....	17
General and special accounts.....	813-814	Education of, promotion, Federal Security Agency.....	127
Statement of, preparation.....	10	Blister rust control, white pine.....	260-261
<i>See also</i> Summary.		Board of:	
Aqueduct, Washington.....	716-718	Immigration Appeals.....	525
Arbitration:		Indeterminate Sentence and Parole, District of Columbia.....	679
And emergency boards, National Mediation Board. <i>See</i> Arbitration, emergency, and emergency panel boards, National Mediation Board.		Investigation and Research—Transportation.....	A31, 54
Emergency, and emergency panel boards, National Mediation Board.....	91	Tax Appeals, District of Columbia.....	676
Of claim, United States and the Netherlands.....	596-597	Boise project, Idaho.....	429, 435
		Bollworm, pink, control.....	248
		Bonds, redemption, Public Debt Bureau.....	624-625
		Bonneville Power Administration.....	373-375, 739
		Bonneville project, Oregon.....	375
		Books for adult blind, Library of Congress.....	17
		Books for the Supreme Court.....	17
		Botanic Garden.....	14



	Page
Boulder Dam National Recreational Area.....	484
Boundary and Water Commission, International, United States and Mexico.....	597-598, 742
Boundary Commission, International, United States and Canada, and Alaska and Canada.....	601
Bridge and Street Divisions, Public Works, District of Columbia.....	710-712
Brown-tail moth control.....	245
Budget:	
And Administrative Planning, Office of, Post Office Department.....	569-570
Bureau of the.....	48-51
Contents, explanation of the.....	761-768
Government's and Nation's, the.....	728-729
Résumé.....	LXXVIII
Building(s):	
And equipment, public schools, District of Columbia.....	684
And grounds:	
Architect of the Capitol.....	10-14
Bureau of Mines.....	470
Library.....	13-14
Library of Congress.....	19
Supreme Court.....	28-29
And repairs, Capitol.....	11
Construction, Federal, advance studies for.....	186
District, superintendent of, District of Columbia.....	708-709
For storeroom, etc., Saint Elizabeths Hospital.....	162, 186
Library, Library of Congress.....	19
Repairs, Court of Claims.....	32
Bullion, transportation, mints and assay offices.....	640
Bureau of:	
Employment Security.....	164-165
Old-Age and Survivors Insurance.....	165-166
Standards, National, Department of Commerce.....	353-356
The Budget.....	48-51
Byproducts plant, Pribilof Islands, Alaska.....	505

C

Canada:	
And Alaska, International Boundary Commission.....	601
And United States, International Boundary Commission.....	601
And United States, International Joint Commission.....	601
Canal Zone:	
Biological area.....	54
Construction, annuity fund, Panama.....	59
Retirement and disability fund.....	59, 60
See also Panama Canal.	
Cancer Institute, National.....	140, 150-151
Capital outlay:	
District Training School.....	707
Electrical Division, District of Columbia.....	710
Gallinger Municipal Hospital.....	698
Health Department, District of Columbia.....	696
Institutions for the indigent, District of Columbia.....	702
Juvenile correctional service, District of Columbia.....	703-704
Public Library, District of Columbia.....	689
Public Schools, District of Columbia.....	685-688
Recreation Department, District of Columbia.....	690
Refuse Division, District of Columbia.....	714
Washington Aqueduct.....	717
Water Division, water fund, District of Columbia.....	716
Capital Park and Planning Commission, National.....	87-88, 720
Capitol:	
Architect of.....	10-14
Buildings and grounds.....	11-13
Police.....	10
Police Board, detailed police.....	10
Power Plant.....	12-13
Capper-Ketcham extension work.....	219
Cards, printed, distribution of, Library of Congress.....	16
Carfare and bicycle allowance, Postal Service.....	577
Carlsbad project, New Mexico.....	430
Carriers, property of, valuation, Interstate Commerce Commission.....	77
Carson City, Nevada, Indian boarding school.....	408
Carter Seminary, Oklahoma, Indian boarding school.....	409
Cash operations of the United States Treasury, summary of.....	769
Catalogue cards, Library of Congress, printing and binding.....	18
Catalogue of title entries of Copyright Office, Library of Congress, printing and binding.....	18
Catalogues, Union, Library of Congress.....	16

	Page
Caustic Poison Act, enforcement.....	128
Cemeterial expenses, War Department.....	649
Census, Bureau of.....	330-333
Census of business, Bureau of Census.....	330
Census of manufactures, Bureau of Census.....	330
Central Garage, Public Works, District of Columbia.....	710
Central Valley project, California.....	428, 434
Cereal and forage insects.....	248
Cereal crops and diseases, investigation.....	240
Certification of exports, Bureau of Entomology and Plant Quarantine.....	249
Certification services, Food and Drug Administration.....	129-130
Chaplain of the House of Representatives.....	7
Chaplain of the Senate.....	4
Charities, medical, District of Columbia.....	698
Chemawa, Oregon, Indian boarding school.....	410
Chemical investigations, agricultural.....	252-253
Chemistry, Agricultural and Industrial, Bureau of.....	252-258
Chief:	
Clerk's Division, Federal Security Agency. See Service Operations, Division of, Federal Security Agency.	
Clerk, Office of, Public Works, District of Columbia.....	708
Clerk, Office of, Treasury Department.....	616-617
Inspector, Office of, Post Office Department.....	572, 574-575
Child:	
Care, Public Welfare, District of Columbia.....	699-700
Health and maternal service, District of Columbia.....	725
Health services, grants to States for.....	558
Labor provisions, Fair Labor Standards Act.....	556
Welfare:	
Division of, District of Columbia. See also Family Welfare Service.	
Services, District of Columbia.....	725
Services, grants to States for.....	558
Children:	
Crippled, District of Columbia.....	725
Crippled, grants to States for.....	558
Dependent, aid to, District of Columbia.....	724
Dependent, grants to States for.....	163
Children's Bureau, Department of Labor.....	555-558
Chiloco, Oklahoma, Indian boarding school.....	409
China, Near East, and Africa, cultural relations with.....	603
Choctaw Indians, fulfilling treaties with, in Oklahoma.....	415
Circuit, district, and retired judges, salaries.....	32
City delivery carriers, Post Office Department.....	577
Civil:	
Aeronautics, Administrator of, Office of.....	333-342, 739
Aeronautics Board.....	343-344
Functions of the War Department.....	647-667, 742
Procedure, preparation of rules for.....	28
Public works, Federal activities in.....	733-734
Service Commission.....	A31, 54-60
Service retirement and disability fund.....	59, 60
Liability of District of Columbia.....	678
Civilian Defense, Department of, District of Columbia.....	693
Claims:	
Commission, American Mexican.....	600
Court of.....	31-32
Damage, personal or property, Post Office Department.....	574
Division, Department of Justice.....	524
Individual Sioux Indians, of.....	415
Clerical assistance to Senators.....	5
Clerk(s):	
Foreign Service, Department of State.....	591
Members and Delegates, House of Representatives.....	9
Of the House of Representatives.....	7
Postal, railway, travel allowance.....	579
Post office, first- and second-class.....	576
Post office, third-class.....	576
United States courts, salaries of.....	32
Coal investigations.....	467
Coal-mine inspections and investigations.....	460-461
Coal-mine property, experimental, protection from mine fire.....	470
Coal-tar colors, certification fees.....	131
Coastal surveys, Coast and Geodetic Survey.....	345
Coast and Geodetic Survey.....	345-348, 739
Coconut oil tax, American Samoa trust fund.....	633
Coconut oil tax, Philippine trust fund.....	633
Code, United States, preparation of new edition of.....	9
Coin, transportation, mints and assay offices.....	640

	Page		Page
Collecting:		Congress, Library of	14-21
And editing official papers of Territories	589	Conservation and use, agricultural land resources	286
Internal revenue	630-632	Conservation of health among Indians	395-397
Revenue from customs	627-629	Construction:	
Collections, erroneous, refunding, District of Columbia	713-714	Additional facilities, Panama Canal	665
Collections, Library of Congress, security of	18	Anthracite Research Laboratory, Bureau of Mines	464
Collector's office, District of Columbia	676-677	Buildings and utilities, Indian Service	412-413
Colleges for agriculture and the mechanic arts	134, 138	Buildings, Howard University	133
Colorado:		Cafeteria, Washington National Airport	341
Big Thompson project	428-429, 434	Fund, United States Maritime Commission	105-110
Dam fund, Boulder Canyon project	438-439	International Boundary Commission, United States and Mexico	599-600
River:		Irrigation systems, Indian reservations	406-407
Development fund	439-440	Loan for development of low-rent housing	86
Front work and levee system	440	Police precinct station house, District of Columbia	691
Project, Texas	436	Power plant, Bonneville Dam, Columbia River, Oregon	654
Reservation, irrigation system	403	Power plant, Fort Peck Dam, Montana	655
Columbia:		Public Library buildings, District of Columbia	689-690
Basin project, Washington	431, 436	Reclamation fund	427-428
Hospital and Lying-in Asylum, District of Columbia	698	Roads, bridges, and trails, Alaska	511
Institution for the Deaf	128, 737	Saint Elizabeths Hospital	162
Colville Reservation, irrigation system	402-403	Services, Public Buildings Administration	184-187
Commerce:		School buildings, District of Columbia	686-687
Department of, A15, A19, A21, A24, A49-A51, A76, 323-360, 739	739	Southwestern Power Administration, Department of Interior	377-378
<i>For list of bureaus and subdivisions, see</i>	323	Washington National Airport	341
Standards for	355	Consular Service, emergencies arising in	594-595
Working capital fund	328	Contents of the Budget, explanation of	761-768
Commissaries, operation of, Division of Mental Hygiene, Public Health Service	159	Contingent expenses:	
Commissary funds, Federal prisons	541	Commerce, Department of	326-327
Commission, Filipino Rehabilitation	A32	House of Representatives	9-10
Commission of Fine Arts, Department of the Interior	373	Interior, Department of the	369-370
Commissioner(s):		Justice, Department of	525
Conciliation, Department of Labor	549-550	Labor, Department of	546
Conciliation, United States courts, fees and expenses	33	Library of Congress	18
Philippine Islands	375-376	Post Office Department	572-573
United States courts, fees of	33	Senate	5-6
Commission(s):		State, Department of	587-588
Civil Service	A31, 51-60	State, Department of, Foreign Service	593-594
Communications, Federal	A31, 60-64	Treasury Department	616
Federal Power	A31, 65-68	Treasury Department, Office of the Treasurer of the United States	626
Federal Trade	A32, 68-70	Contingent liabilities of the United States	771
Filipino Rehabilitation	70	Contract authorizations and appropriations to liquidate contract authorizations	A77
For the Protection and Salvage of Artistic and Historic Monuments in War Areas, American	74	Contract station service, Post Office Department	576
Interstate Commerce	A32, 73-78	Contributed funds, Fish and Wildlife Service	508
On Mental Health, District of Columbia	695	Contribution(s):	
On the Potomac River Basin, Interstate	78	Jefferson National Expansion Memorial	493
Securities and Exchange	A34, 95-98	To international commissions, congresses, and bureaus	595-596
Tariff	A34, 100-102	To permanent loan account, Library of Congress	20
Thomas Jefferson Bicentennial	A34, 103	War fund, Treasury Department	613
Zoning, District of Columbia	682	Control investigations, Department of Agriculture	248
Committee(s):		Control, rent, Office of Administrator, District of Columbia	681
Employees, House of Representatives	7-8	Cooperation with the American Republics	603-606
Employees, Senate	4-5	Cooperative:	
For Congested Production Areas	51	Advance, Geological Survey	457
Hearings, stenographic reports, House of Representatives	9	Agricultural extension work	219, 222
Joint, on Printing	10	Vocational education, District of Columbia	724
On Federal Expenditures	10	Work, Forest Service	274-275
On Refugees, Intergovernmental	597	Work, strategic network of highways	197
Reporters, House of Representatives	8	Coos Bay Wagon Road grant lands	385, 387-388
Special and select, expenses of, House of Representatives	9	Copyright Office, Library of Congress	15
Commodity Credit Corporation	291	Coroner's office, District of Columbia	679
Commodity Exchange Act, Department of Agriculture	299-300	Corporation Counsel, Office of, District of Columbia	675-676
Communicable diseases, control of, Public Health Service	144-145	Corps of Engineers, War Department	650-658, 742
Communications Commission, Federal	A31, 60-64	Correctional:	
Community and welfare services, Federal activities in	736	And penal institutions	538
Community facilities, Bureau of, Federal Works Agency	197-	Service, adult, District of Columbia	704-706
	199, 200, 738	Service, juvenile, District of Columbia	702-704
Community War Services, Office of	171-172	Cosmetic, Food, and Drug Act, enforcement	128-130
Comparison of expenditures by organization units	774-784	Cotton:	
Compensation:		And other fiber crops and diseases	240
And retirement fund expenses, District of Columbia	677-678	Classification for Commodity Credit Corporation	308
Commission, Employees', United States	A34, 103-105	Classing Act	296
Fund, Employees'	104	Futures Act	296
To assistant postmasters	576	Insects	248
To postmasters	575	Standards Act	296
Completed properties, National Capital Housing Authority, operation and maintenance	86	Statistics, Classing, Standards, and Futures Acts	296
Comptroller of the Currency, Office of	629-630	Counsel, Office of Corporation, District of Columbia	675-676
Conciliation, Commissioners of, Department of Labor	549-550	Counterfeiting and other crimes, suppressing	638
Conference of Allied Ministers of Education in London	603		
Congested Production Areas, Committee for	51		

Court(s):	Page
Customs, United States	30-31
District of Columbia	29, 693-695
Of Appeals, Municipal	694
Juvenile	693
Municipal	693
District, of the United States for the District of Columbia	29
Of Claims	31-32
Of Customs and Patent Appeals, United States	29-30
Probation system, United States	33
Reporters, United States, salaries of	34
Supreme, United States	27-29
Tax, United States	A34, 102-103
Territorial	32
United States	35
Criers, United States courts, salaries	33
Criminal Division, Department of Justice	524
Criminal proceedings, preparation of rules for	28
Crop:	
And livestock estimates, Bureau of Agricultural Economics	215
Insurance Corporation, Federal	291
Production loans, Farm Credit Administration	320
Crow Reservation, Montana, irrigation systems	104
Cultural relations with China, Near East, and Africa	603
Cumulative sinking fund, Bureau of Public Debt	624
Currency, Comptroller of, Office of	629-630
Custody of Treasury buildings	617
Customs:	
And Patent Appeals, United States Court of	29-30
Bureau of	627-629
Collecting the revenue from	627-629
Court, United States	30-31
Division, Department of Justice	526
Matters, protecting interest of United States in. <i>See</i> Customs Division, Department of Justice.	
Refunds and drawbacks	629
Statistics. <i>See</i> Foreign trade statistics.	
D	
Dairy Industry, Bureau of	234-235
Damage claims, personal or property, Post Office Department	574
Dams, maintenance and operation	655
Davis Dam project, Arizona-Nevada	434
Deaf, Columbia Institution for	128
Debates, House of Representatives, official reporters of	8
Debates, Senate, reporting	6
Debt, public, analysis of	770
Debt Service, District of Columbia	678
Deeds, Recorder of, Office of, District of Columbia	681
Defense:	
Aid	52
Development of landing areas	340-341
Public works, Federal Works Agency	197-198
Workers:	
Education and training	138
Vocational education	138
Vocational education, District of Columbia	724
Deficits in municipal governments, Virgin Islands	516-517
Delivery Service, Rural, Post Office Department	578
Department(s):	
Of Weights, Measures, and Markets, District of Columbia	679-680
Federal:	
Agriculture	A15
A17-A18, A21, A24, A44-A48, A75, 203-265, 738-739	
Commerce	A15, A19, A21, A24, A49-A51, A76, 323-360
Interior	A15-
A16, A22, A24, A52-A61, A76, 361-519, 739-741	
Justice	A16, A22, A24, A62-A63, 521-541, 741
Labor	A16, A17, A22, A24, A64-A65, A76, 543-561
Navy	A14, A24, A66, A76, 563
Post Office	565-584
State	A16, A19, A22, A67-A68, A76, 585-608, 742
Treasury	A16, A17, A22-A23, A24, A69-A72, 609-645
War	A14, A18, A19, A23, A24, A76, 647-667
Dependent:	
Children, aid, Social Security Board	163
Children, aid to, District of Columbia	724
Pay, Veterans Administration	117
Deposit(s):	
Insurance Corporation, Federal	A31, 64-65
Liquidation, Farm Security Administration	315
Of aliens, disposition	537

Deposits: Continued	Page
Of withheld taxes, Bureau of Accounts	618
To secure payment of fines and passage money, Immigration and Naturalization Service	537
Detroit River postal service	577
Development of:	
Domestic mineral deposits, Bureau of Mines	466-467
Grounds, Thomas Jefferson Memorial, Washington, D. C.	491
Health facilities, postwar planning, Public Health Service	155
Indian arts and crafts	400-401
Processes for recovery of waste metals, Bureau of Mines	477
Water facilities, arid and semiarid areas	313
Diplomatic Service, emergencies arising in	594-595
Disbursement Division, Treasury Department	619-620
Diseases, communicable, control of, Public Health Service	141-145
Diseases of animals, investigations, Bureau of Animal Industry	228-229
Distilled spirits industry, proceeds	307
Distribution of printed cards, Library of Congress	16
District:	
Attorneys, United States, Department of Justice	530
Court of the United States for the District of Columbia	29
Debt Service, District of Columbia	678
Government employees' retirement	678
Judges, salaries	32
District of Columbia	A23, A24, A74, 669-726
<i>For list of bureaus and subdivisions, see</i>	669
Obligations	674
Reimbursement for benefit payments to White House police and Secret Service forces	639
Revenues	672-673
Summary of operations	672
Unemployment Compensation Board, grants	724
Unemployment trust fund	723
Workmen's Compensation Act	105
Division. <i>See</i> under specific name.	
Document room, Senate	4
Documents, Superintendent of	23-24
Domestic:	
Air Mail Service	580
Consumption and exportation of agricultural commodities	289-291
And Foreign Commerce, Bureau of	348-351
Mail, indemnities	580
Domiciliary and hospital facilities, Veterans Administration	116
Doorkeeper, office of, House of Representatives	8
Doorkeeper, Senate	5
Douglas-Agna Prieta sanitation project	599
Drainage:	
And irrigation, Indian Service	401-407
District, assessments on acquired lands, Farm Security Administration	315
Tunnel, Leadville, Colorado, Bureau of Mines	477
Draw-backs and refunds, customs	629
Drug and related plants, Department of Agriculture	240
Dry-land agriculture	240
Dutch elm disease eradication	247

E

Economics of mineral industries	470-471
Education:	
And training, defense workers	138
Indians	394-395, 407-411
Natives of Alaska	411
Office of	133-139
Of the blind, promotion, Federal Security Agency	127
Vocational	133-134
District of Columbia	724
Educational loans, Indian Service	407-408
Educational services, auxiliary, District of Columbia	685
Electric car service, Post Office Department	579
Electrical Division, Public Works, District of Columbia	709-710
Electrification Administration, Rural	316-318
Elimination of grade crossings, Public Roads Administration	194
Emergencies arising in the Diplomatic and Consular Service	594-595
Emergencies, Federal Bureau of Investigation, salaries and expenses	533
Emergency:	
And arbitration boards, National Mediation Board. <i>See</i> Arbitration, emergency, and emergency panel boards, National Mediation Board.	

	Page		Page
Emergency—Continued		Farm:	
Foreign Service, auxiliary	593	And other private forestry cooperation	268-269
Fund:		Credit Administration	318-321
Flood control, tributaries, Mississippi River	654	Mortgage Corporation, Federal	321
For the President. <i>See</i> each department or agency.		Products:	
Territories and island possessions	518	Expenses and refunds, inspection and grading	307-308
Funds appropriated to the President	52	Freight rates for	300
Health and sanitation activities, Public Health Service	139	Market inspection	293
International conferences	596	Marketing	293
Maternity and infant care	557-558	Security Administration	309-316, 739
Maternity and infant care, District of Columbia	725-726	Tenancy, Department of Agriculture	312-313
Panels, National Mediation Board	91	Tenant Act	312-313
Reconstruction and fighting forest fires, National Park Service	485	Farmers' crop production and harvesting loans	320
Relief appropriations. <i>See</i> each department or agency.		Federal:	
Rubber project, Department of Agriculture	277-278	Activities in public works. <i>See</i> Public works, Federal activities in.	
Safeguarding of public buildings	187	Aid in wildlife restoration	504
Ship construction fund, Maritime Commission	110	Bureau of Investigation	532-534
Supplies for Territories and possessions	305	Communications Commission	A31, 60-64
Employees:		Crop Insurance Corporation	291
Compensation:		Deposit Insurance Corporation	A31, 64-65
And retirement fund, District of Columbia	677-678	Expenditures, Committee on	10
Commission, United States	A34, 103-105	Explosives Act, enforcement	461
Fund	104	Farm Mortgage Corporation	321
Employment Security, Bureau of	164-165	Food, Drug, and Cosmetic Act, enforcement	128-130
Endowment of colleges of agriculture and the mechanic arts	134	Land banks, subscriptions to capital stock	612
Engineering investigations, agricultural	239-240	Land banks, subscriptions to paid-in surplus	612
Engineers, Corps of, War Department	650-658, 742	Loan Agency	A14, A36, 121
Engraving and Printing, Bureau of	635-638	Office Building, Nashville, Tennessee, Public Buildings Administration	185
Entomology and Plant Quarantine, Bureau of	244-251	Old-age and survivors insurance trust fund	613
Epidemic diseases, preventing spread of, Public Health Service	139	Power Act, payments to States	68
Equipment:		Power Commission	A31, 65-68
And supplies, Post Office Department	581	Prison System	537-541, 741
Public schools, District of Columbia	684	Prisoners, funds of	540-541
Saint Elizabeths Hospital	162	Public Housing Authority	738
Shops, Washington, D. C., Post Office Department	581	Public Works	A18, 733-749
Eradication of:		Reserve notes, contingent expenses	627
Barberry	248	Security Agency	A15, A19, A24, A37-A39, A75, 123-176, 737
Dutch elm disease	247	<i>For list of bureaus and subdivisions, see</i>	123
Foot-and-mouth and other contagious diseases of animals	232	Seed Act	297-298
Phony peach and peach mosaic	248	Ship Mortgage Insurance Fund, United States Maritime Commission	110
Tuberculosis and Bang's disease	229-230	Trade Commission	A32, 68-70
Erosion control	281	Works Agency	A15, 177
Estimates of receipts under existing legislation, explanation of	755-757	<i>For list of bureaus and subdivisions, see</i>	177
Euchee, Oklahoma, Indian boarding school	410	Fees:	
Eufaula, Oklahoma, Indian boarding school	410	And other collections, Recreation Board, District of Columbia	723
Excess-profits tax refund bonds	613	And other collections, United States marshals	531-532
Executive:		Clerks, United States district courts	35
Mansion, addition to	48	Commissioners, United States courts	33
Mansion and grounds, maintenance	48	Jurors, United States courts	33
Office, District of Columbia	675	Special delivery	577
Office of the President	A75, 47-52	Unearned:	
And independent offices	A14, 37-38	Interstate Commerce Commission	78
<i>For list of bureaus and subdivisions, see</i>		Naturalization	537
Expenditures:		Patent Office	352
And appropriations. <i>See</i> Appropriations and expenditures.		Securities and Exchange Commission	98
And receipts, general and special accounts	786-787	Witnesses, Department of Justice	531
Comparison by organization units	774-784	Fertilizer and soil investigations	241
Federal, Committee on	10	Field:	
Of Government corporations and credit agencies, etc.	A79	Crops, investigations of	235-237
War activities, July 1940-June 1946	752-753	Examination, branch of, General Land Office	384
Experiment:		Office service, Bureau of Foreign and Domestic Commerce	349
Farm, plant industry, Department of Agriculture	241	Service, Department of Justice	529-530
Stations, mining	468-469	Service, Post Office Department	574-584
Stations, Office of, Department of Agriculture	225-226, 738	Fighting forest fires, Department of Agriculture	264
Explanation of estimates of receipts	755-757	Filipino Rehabilitation Commission	A32, 70
Explanatory statement. <i>See</i> each department or agency.		Filled Milk Act, enforcement	128
Explosives Act, Federal, enforcement of	461	Fine Arts Commission, Department of the Interior	373
Exportation and domestic consumption of agricultural commodities	289-291	Fines, deposits for, Immigration Service	537
Exports, certification of, Bureau of Entomology and Plant Quarantine	249	Fire:	
Extension Service, Department of Agriculture	219	Department, District of Columbia	692
		Fighting, Grazing Service, Department of the Interior	380
		Forest, cooperation, Department of Agriculture	267-268
		Prevention, National Park Service	485
		Protection and timber management, public domain, continental United States	386
		Protection of forests, forest industries, and strategic facilities	369
Fair Labor Standards Act, child-labor provisions	556		
Family Welfare Service, District of Columbia	699-702		



	Page
Government—Continued	
Printing Office	21-25
Services Incorporated	73
Government's Budget and the Nation's budget	728-729
Grade crossings, elimination, Public Roads Administration	194
Grading of agricultural commodities	308
Grain Standards Act, enforcement	297
Grand:	
Coulée Dam project, Washington. <i>See</i> Columbia Basin project.	
River Dam project, Southwestern Power Administration	378-379
Valley project, Colorado	429
Grant lands, Oregon and California	388
Grants, loans, and rural rehabilitation, Farm Security Administration	309-312
Grants to States for:	
Aid to dependent children	163
Aid to the blind	163
Child-welfare services	558
Emergency maternity and infant care	558
Maternal and child-health services	558
Old-age assistance	163
Public-health work, Social Security Act, Public Health Service	139
Public-health work. <i>See</i> Assistance to States, general, Public Health Service.	
Services for crippled children	558
Unemployment compensation administration	161
Grazing Service	379-382
Ground(s):	
Capitol, improving	12
Executive Mansion, maintenance	48
Improvement of, for public schools	685
Public schools, District of Columbia	684
Guard force, Treasury Department buildings	639
Gypsy and brown-tail moth control	245
II	
Harbor Workers' and Longshoremen's Compensation Act	104
Harvesting loans, Farm Credit Administration	320
Haskell Institute, Lawrence, Kansas, Indian boarding school	408
Hatch Act, extension of benefits to Alaska	225-226
Hatch Act, payments under	225-226
Hawaii:	
Governor and secretary	515
Justices and judges, salaries	32
Legislative expenses	515
Payment to, for agricultural experiment station	225-226
Payment to, for agricultural extension work	219
Vocational education, promotion of	133
Health:	
Among Indians, conservation	395-397
And safety program, Department of Labor	548
And sanitation activities, emergency, Public Health Service	139
And sanitation activities, war and defense areas, Public Health Service	145-146
Department, District of Columbia	695-699
Institute, National	140
Mental, commission on, District of Columbia	695
Services, Children's Bureau	558
Helium:	
Plants, construction, and equipment	473
Production, Bureau of Mines	478
Properties, development and operation, Bureau of Mines	479
Utilization and research, Bureau of Mines	477
Highway(s):	
Federal-aid, postwar, Public Roads Administration	194
Federal-aid, system, Public Roads Administration	192-193
Fund, District Debt Service, District of Columbia	678
Inter-American, Public Roads Administration	195
Strategic network, cooperative work	197
Strategic network, Public Roads Administration	194-195
Surveys and plans	195
<i>See also</i> Public Works Program and roads.	
Hogback irrigation project, Navajo Reservation, New Mexico	402-403
Hog-cholera control	230
Home Economics and Human Nutrition, Bureau of	258-260

	Page
Hospital(s):	
And domiciliary facilities, Veterans Administration	116
And medical care, Public Health Service	147-148
And medical service, penal institutions	539
Columbia, and lying-in asylum, repairs	698
Freedmen's District of Columbia	698
Gallinger Municipal	697-698
Saint Elizabeths	707
House of Representatives, estimates of appropriations	7-10
House Office Buildings, maintenance	12
Housing:	
Agency, National	A15, A21, A24, A75, 201, 738
Authority, National Capital	A33, 85-87
Public works, Federal activities in	736
War, Management, National Capital Housing Authority	86
Howard University	132-133, 737
Hubbard, Gertrude M., bequest of, Library of Congress	19
Human Nutrition and Home Economics, Bureau of	258-260
Hungry Horse project, Montana	435
Hurricane relief, Puerto Rico	517
Hygiene investigations, industrial, Public Health Service	145
I	
Increase of Library of Congress	17
Indemnities, domestic mail	580
Indemnities, international mail	579-580
Indemnity fund, county associations, Agricultural Conservation and Adjustment Administration	307
Independent offices	39-47, 53-121, 736-738
Indeterminate Sentence and Parole, Board of, District of Columbia	679
Index	789
To State legislation, Library of Congress	16
Indian(s):	
Administration of property and support of	411-412
Affairs, Bureau of	389-422, 740
Agency buildings	393
Agriculture and stock raising among	399
Annuities and per capita payments	414-415
Arts and crafts, development of	400-401
Boarding schools	408-411
Corporations, loans to	399
Education	394-395, 407-411
Educational loans	407
Five Civilized Tribes	411
Forests and range resources, management of	397
Health, conservation	395-397
Industrial assistance and advancement	397-402
Labor, proceeds	421
Lands, leased, supervising mining operations on	400
Lands, water supply	402
Loans to, revolving fund	399
Moneys, proceeds of labor	421
Needy, relief of	412
Needy, support and rehabilitation	412
Pima, in Arizona	419
Property, administration of	411-412
Property subject to taxation, redemption	400
Protection of project works	406
Reservations:	
Irrigation and drainage	402-403
Maintaining law and order on	393
Suppressing forest fires	398
Roads	413
Schools:	
Buildings	408
Five Civilized Tribes	411
Support	407
Service	389, 675
Sioux, payment to	415
Supplies, purchase and transportation	393
Timber sales, expenses	398
Treaties with, fulfilling	414-415
Tribal funds	415-420
Tribes, acquisition of land for	400
Trust accounts, miscellaneous	415
Water supply for	402
Welfare	396-397
Indigent insane, support of, Saint Elizabeths Hospital	707
Industrial:	
And Agricultural Chemistry, Bureau of	252-258
Assistance and advancement of Indians	397-402



Industrial—Continued	Page
Hygiene investigations, Public Health Service	145
Safety and Minimum Wage Board, District of Columbia	680
Infant and maternity care, emergency	557-558
Information:	
Office of, Department of Agriculture	211-213
Service, National Bureau of Standards	353-354
War, Special Services and Publications, Bureau of the Budget	50-51
Inmates' funds and earnings, narcotic farms	160
Inmates' funds, workhouse and reformatory, District of Columbia	723
Immigration and Naturalization Service, Department of Justice	534-537
Immigration Appeals, Board of	525
Import Milk Act, enforcement	128
Improvement of grounds, public schools	685
Improvements on lands, purchase of, Havasupai Indian Reservation	400
Improving the Capitol Grounds	12
Inquiries and investigations, Senate	6
Insane, care and custody, Alaska	510
Insane, deportation of nonresident, District of Columbia	707
Insect and plant disease control	246
Insect investigations	245
Insect-pest survey and identification	248
Insect pests and plant diseases, emergency outbreaks, control	251-252
Insecticide Act, Department of Agriculture	299
Insecticide and fungicide investigations	248
Insects affecting man and animals	248
Inspection(s):	
And grading of farm products, expenses and refunds	307-308
Department of, Public Works, District of Columbia	709
Service, National Bureau of Standards	353-354
Inspector, Chief, Post Office Department	572
Inspectors, Clerks, Post Office	575
Institutions for the indigent, District of Columbia	701-702
Insurance:	
Corporation, Federal Deposit	A31, 64-65
Department of, District of Columbia	679
Fund, Federal Ship Mortgage	110
Life, Government fund, Veterans Administration	117
Litigation, veterans, Department of Justice	527
Military and naval, Veterans Administration	116
National service life, Veterans Administration	117
Old-Age and Survivors, Bureau of	165-166
Railroad unemployment, Railroad Retirement Board	94
Inter-American Highway, Public Roads Administration	195
Interest:	
Account, National Gallery of Art	100
Account, Smithsonian Institution	100
On permanent loan account, Library of Congress	19
On public debt	624
Payment on Indian trust funds	415
United States in customs matters. <i>See</i> Customs Division, Department of Justice.	
Interior, Department of the	A15-A16, A22, A24, A52-A61, A76, 361-519, 739-741
<i>For list of bureaus and subdivisions, see</i>	361
Internal Revenue:	
Bureau of	630-634
Collecting	630-632
Collections, refunding	633
Taxation, Joint Committee on	6, 9
International:	
Activities	596
Boundary and Water Commission, United States and Mexico	597, 742
Boundary Commission, United States and Canada, and Alaska and Canada	601
Commissions, congresses, and bureaus	595-596
Finance, Treasury Department	A17
Fisheries Commission	602
Health Relations, Office of, Public Health Service	155-156
Joint Commission, United States and Canada	601
Mail, indemnities	579-580
Obligations	595-608
Pacific Salmon Fisheries Commission	602
Production Control Committees, Department of Agriculture	219
Telecommunication settlements	63

Interstate:	Page
Commerce Commission	A32, 73-78
Commission on the Potomac River Basin	A32, 78
Quarantine service, Public Health Service	139
Investigation(s):	
Alaska Fur-seal, Fish and Wildlife Service	498
Alumite and bauxite ores	474
And quarantine, Bureau of Animal Industry	230-231
And Research Transportation, Board of	A31, 54
Anthracite mining	463
Biological	499-500
Coal, Bureau of Mines	467
Coal-mines	460-461
Control, Department of Agriculture	248
Deposits of critical and essential minerals	476
Domestic Mineral Deposits, of, Bureau of Mines	466-467
Federal Bureau of, Department of Justice	532-534
Food fishes	495, 500
For Congress, General Accounting Office	72
Fur resources	499
General, Bureau of Investigations	427
Mine accidents	458
Mineral mining	465-466
Naval-stores, Department of Agriculture	253-254
Of insects	245
Oil and gas	467-468
Raw material resources for steel production	472
Senate	6
Special and technical, International Joint Commission, United States and Canada	601-602
<i>See also</i> under specific subject.	
Locomotive, Interstate Commerce Commission	76-77
Meat, Department of Agriculture	231
Investment Fund, Public Works, District of Columbia	678
Iron ores, gaseous and solid fuel, reduction of	472
Irrigation:	
Agriculture	240
And Drainage, Indian Service	401-402, 403-407
Projects and systems:	
Blackfeet Reservation	404
Colorado River Reservation, Arizona	403
Colville Reservation	402-403
Crow Reservation, Montana	404-405
Flathead Reservation, Montana	404
Fort:	
Belknap Reservation, Montana	404
Hall, Idaho	404
Peek Reservation, Montana	404
Fruitlands, New Mexico	402-403
Ganado, Navajo Reservation, Arizona	402-403
Gila River Reservation, Arizona	403, 406
Hogback, Navajo Reservation, New Mexico	402-403
Klamath Reservation, Oregon	405
Lummi, Washington	403
Morongo Reservation	402-403
Navajo Reservation	402-403
Pala and Rincon Reservations	402-403
Pine River, Colorado	402-403
Pyramid Lake Reservation	402-403
San Carlos, Arizona	403
Tongue River Reservation, Montana	402-403
Utah Reservation, Utah	405
Walker River, Nevada	402-403
Wapato, Washington	405
Western Shoshone Reservation	402-403
Wind River Reservation, Wyoming	406
Yakima Reservation, Washington	405
Yuma project, Arizona-California	403
J	
Japanese beetle control	245
Jefferson National Expansion Memorial, contribution, National Park Service	493
Johnson, Hiram W., payment to widow of	6
Joint Committee on Internal Revenue Taxation	6, 9
Joint Committee on Printing	10
Jones Academy, Oklahoma, Indian boarding school	410
Judges, circuit, district, and retired, salaries	32
Judges, territorial courts, Territory of Hawaii	32
Judicial offices, examination	527
Judiciary, The	A20, A24, A28-A29, A75, 27-35
<i>For list of bureaus and subdivisions, see</i>	27



	Page		Page
Jurors, United States courts, fees of.....	33	Living allowances, Foreign Service.....	591
Justice, Department of..... A16, A22, A24, A62-A63, 521-541,	741	Loan Agency, Federal.....	121
<i>For list of bureaus and subdivisions, see</i> .....	521	Loans:	
Justices, territorial courts, Territory of Hawaii.....	32	And grants by Public Works Administration, District	
Juvenile correctional service.....	702-704	of Columbia.....	725
Juvenile Court, District of Columbia.....	693	Expenses, Bureau of the Public Debt.....	624
		Farmers' crop production and harvesting.....	320
		Grants, and rural rehabilitation, Farm Security Adminis-	
		tration.....	309-312
		To farmers, 1945 flood damage.....	313-314
		To Indian corporations, revolving fund.....	399
		To Indians for education.....	407-408
		To States, etc., Rural Electrification Administration.....	318
		Locomotive inspection, Interstate Commerce Commission.....	76-77
		Longshoremen's and Harbor Workers' Compensation Act.....	104
		Low rent housing fund, construction loan.....	86
		Lugert-Altus project, Oklahoma.....	435-436
		Lummi irrigation project, Washington.....	402-403
		M	
		Magnesium pilot plants and research.....	475
		Magnetic work, Coast and Geodetic Survey.....	345
		Mail:	
		Foreign, transportation.....	579
		Messenger service railroad transportation.....	578
		Service, railway.....	578
		Mails, separating.....	576
		Maintenance and operation of title I properties, National	
		Capital Housing Authority.....	85
		Maintenance of hospitals and pay of personnel, Public Health	
		Service.....	140
		Malaria and diseases of tropical origin, control of.....	146-147
		Mammal and bird reservations.....	501-502
		Manganese beneficiation pilot plans and research.....	473
		Manufacture and distribution of stamps and stamped paper.....	580
		Marine Hospital, Carville, La.....	160
		Maritime Commission..... A35, 105-110	
		Market inspection of farm products.....	292-293
		Market news services, farm products.....	291-292
		Marketing:	
		Agreements, hog cholera virus and serum, Bureau of	
		Animal Industry.....	232
		Farm products.....	293
		Service, Agriculture.....	291-292
		Marshals, United States.....	531
		Maternal and child:	
		Health service, District of Columbia.....	725
		Health services, grants to States for.....	558
		Welfare.....	556-557
		Maternity and infant care, District of Columbia.....	725-726
		Maternity and infant care, emergency.....	557-558
		Meat inspection, Bureau of Animal Industry.....	231
		Mediation Board, National..... A33, 90-92	
		Medical:	
		And hospital service, penal institutions.....	539
		Care and hospitals, Public Health Service.....	147-148
		Charities, District of Columbia.....	698
		Relief for natives of Alaska.....	411
		Members and delegates, House of Representatives, salaries,	
		mileage, and expenses of.....	7
		Memorial to Maj. Gen. George W. Goethals.....	665
		Mental Hygiene, Division of, Public Health Service.....	140
		Mental rehabilitation service, District of Columbia.....	706
		Message of the President..... V-LXXVI	
		Metropolitan Police, District of Columbia.....	690-692
		Mexican American Claims Commission.....	600
		Mexican fruitfly control.....	245
		Mexico and United States, International Boundary and	
		Water Commission.....	597-598, 742
		Middle Rio Grande conservancy district, New Mexico.....	405
		Migratory Bird Conservation:	
		Act, payments to counties.....	508
		Fund.....	503-504
		Refuges.....	502
		Migratory birds, protection.....	500-501
		Mileage, Members and Delegates, House of Representatives.....	7
		Mileage, Senators and President of Senate.....	4
		Military:	
		Activities, War Department.....	649-667
		And naval insurance, Veterans Administration.....	116
		Bases, United States Employees' Compensation Com-	
		mission.....	104

Militia, District of Columbia. <i>See</i> National Guard.	Page
Milk and food conservation program, District of Columbia	725
Milk River project, Montana	429
Mine-rescue cars and investigation of accidents	458
Mineral(s):	
Critical and essential, investigation of deposits of	476
Industries, economics of	470-471
Leasing, Geological Survey	456
Leasing Act, payments to States from receipts under	388
Mining investigations	465-466
Resources and facilities, protection of, Bureau of Mines	462
Resources of Alaska	448
Strategic and critical	448
Mines, Bureau of	458-480, 741
Minidoka project, Idaho	429
Minimum Wage and Industrial Safety Board, District of Columbia	680
Mining experiment stations, expenses	468-469
Mining operations on leased Indian lands, supervising	400
Ministers and ambassadors	589-590
Minority and special employees, House of Representatives	8
Mint, Bureau of the, Treasury Department	640-641
Mint, Director, Office of	640
Mints and assay offices	640-641
Mississippi River and tributaries flood control	653-654
Mississippi River, Upper, wildlife refuge	505
Missouri River Basin	438
Money orders, unpaid, more than 1 year old	580
Monies:	
And effects, former patients, Public Health Service	160
Erroneously received and covered, refunding, Treasury Department	620-621
Public	620
Unclaimed, of individuals whose whereabouts are known	180, 322
Unclaimed, payment	621
Monuments in War Areas, American Commission for the Protection and Salvage of Artistic and Historic	54
Morongo Reservation irrigation system	402-403
Moths, gypsy and brown-tail, control	245
Motion-picture project, Library of Congress	17
Motor transport regulation, Interstate Commerce Commission	77
Mott, James W., payment to widow of	10
Municipal:	
Architect, Public Works, District of Columbia	708
Court, District of Columbia	693
Court of Appeals, District of Columbia	694
Hospital, Gallinger, District of Columbia	697-698
N	
Narcotic farms, Public Health Service	148-149
Narcotics, Bureau of	634-635
National:	
Advisory Committee for Aeronautics	A32, 78-81, 736-737
Airport, Washington, D. C.	340
Arboretum	241
Archives	A33, 81-84
Bureau of Standards, Department of Commerce	353-356
Cancer Institute	140, 150-151
Capital Housing Authority	A33, 85-87
Capital Park and Planning Commission	A33, 87-88, 720
Capital parks	486-487
Capital parks, District of Columbia	718-720
Forest protection and management	262-264
Forests, acquisition of lands	269-270
Forests fund	273-274
Gallery of Art	99-100
Guard, District of Columbia	718
Historical parks and monuments	483
Housing Agency	A15, A21, A24, A75, 201, 738
Institute of Health	140, 150-151
Labor Relations Board	A33, 88-90
Mediation Board	A33, 90-92
Military parks, battlefields, and cemeteries	483
Monument, historical, military areas	483
Monuments	482-483
Park(s)	481-482
Service	480-494, 741
Service, donations	493
Trust fund	493
Prohibition Act enforcement, Puerto Rico and the Virgin Islands	633-634
Railroad Adjustment Board	91-92

National—Continued	Page
Service life insurance	117
Youth Administration, expenses of liquidation	175
Zoological Park, District of Columbia	720-721
National defense:	
And war program	751-753
Activities:	
Civil Service Commission	57-59
Employees' Compensation Commission, military bases	104
Executive Office of the President; Bureau of the Budget	50
Federal Communications Commission	62-63
Federal Power Commission	67
Federal Security Agency	137-138
Interior Department	447, 515, 518
Bureau of Mines	472-477
Interstate Commerce Commission	77
Justice, Department of, Federal Bureau of Investigation	533-531
Labor, Department of, safety and health	548
National Labor Relations Board	89-90
Office of Education	137
Nation's budget and the Government's Budget	728-729
Naturalization and Immigration Service, Department of Justice	534-537
Naturalization fees, unearned	537
Navajo Reservation, irrigation projects	402-403
Naval:	
Insurance, Veterans Administration	116
Stores Act, Department of Agriculture	298-299
Stores investigations, Department of Agriculture	253-254
Navigable waters, dams, maintenance and operation	655
Navigation facilities, air	335-336
Navy Department	A11, A24, A66, A76, 563
Navy pensions, Veterans Administration	115-116
Net changes in account with general fund, Treasury, Post Office Department	567
Net expenditures of Government corporations and credit agencies, etc.	A79
New Mexico school funds, payments to national forests fund	273
Newlands reclamation project, Nevada	405
Nonmilitary activities, War Department. <i>See</i> Civil functions of the War Department.	
North Platte project, Nebraska-Wyoming	430
Nurses, training for national defense	152-153

## O

Obligations:	
And appropriations for Federal Public Works, statement of	744-749
District of Columbia	674
International	595-608
Retired from Federal intermediate credit bank franchise tax receipts	625
Office:	
And living quarters, Foreign Service. <i>See</i> Quarters.	
For Emergency Management	51
Of Censorship	51
Of Community War Services, Federal Security Agency	171-172
Of Education	133-139
Of International Health Relations, Public Health Service	155-156
Of Price Administration	51
Of Register of Wills, District of Columbia	694-695
Of Social Security Board	163-169
Of Strategic Services	51
Of War Mobilization and Reconversion	A33, 92
Officers, Commissioned, Public Health Service	151
Officers, Foreign Service	590
Official papers of Territories, collecting and editing	589
Oil:	
And gas investigations	467-468
And gas royalties, payment of Oklahoma	386
<i>See</i> Petroleum.	
Oklahoma, payment from oil and gas royalties	386
Old-Age:	
And Survivors Insurance, Bureau of	165-166
And survivors insurance trust fund	613
Assistance:	
Grants to States	163
Social Security Board	163
Grants to District of Columbia	724

	Page		Page
Operating:		Payment(s) to:	
Force for public buildings, Post Office Department	583	Alaska of additional income tax on railroads	632-633
Force, Treasury Department buildings	617	And receipts from the Public, summary	731
Rescue cars and stations and investigation of mine accidents	458	Counties:	
Supplies for public buildings, Post Office Department	583	California, land-grant fund	387
Operation:		Coos Bay Wagon Road grant fund	385, 387, 388
And Maintenance:		Migratory Bird Conservation Act	508
Completed properties, National Capital Housing Authority	86	Oregon, land-grant fund	387
Dams on navigable waters	655	Submarginal land program	284
Panama Canal	659-663	Daughter of John Thomas	7
Commissaries, Division of Mental Hygiene, Public Health Service	159	Department of Forestry, Oregon, General Land Office	386
Of buildings and maintenance of equipment, public schools, District of Columbia	684	Indians, act of June 11, 1940	400
Oregon and California railroad and reconveyed grant lands	385, 388	Indians of Sioux Reservation	415
Orland project, California	428	Oklahoma from royalties	386
Osage Agency, Oklahoma, support	416	School funds, Arizona and New Mexico, national forests fund	273
Outside professional services, public buildings	188	States:	
Owyhee project, Oregon	430	And territories for agricultural experiment stations	225-226
		And territories from national forests fund	273
		Flood control	655
		For agricultural extension work	219
		From:	
		National forests fund	273
		Potash deposits, royalties and rentals	388
		Receipts under Grazing Act	381
		Receipts under Mineral Leasing Act	388
		Hawaii, Alaska, and Puerto Rico for agricultural experiment stations	225-226
		Hawaii, Alaska, and Puerto Rico, for agricultural extension work	219
		Of 5 per centum of proceeds from sales of public lands	384
		Under Federal Power Act	68
		Vocational Rehabilitation Act	170
		Widow of:	
		Hiram W. Johnson	6
		Hon. James G. Scrugham	6
		James W. Mott	10
		Peach, phony, and peach mosaic eradication	247
		Penal and correctional institutions	538-540
		Penalty mail:	
		Agriculture, Department of	207
		Architect of the Capitol	11
		Commerce, Department of	329
		Federal:	
		Power Commission	68
		Security Agency	175
		Works Agency	180
		Government Printing Office	24
		Interior, Department of the	370
		Interstate Commerce Commission	77
		Justice, Department of	526
		Labor, Department of	547
		Library of Congress	18
		National:	
		Capital Housing Authority	85
		Labor Relations Board	89
		Mediation Board	91
		Railroad Retirement Board	94
		State, Department of	588
		Costs, Treasury Department	611
		Veterans Administration	115
		Pension(s):	
		Army and Navy, Veterans Administration	115-116
		Money, Saint Elizabeths Hospital	162
		Veterans Administration	115-116
		Perishable Agricultural Commodities Act	295
		Permanent appropriations, general and special accounts	772-773
		Permanent fund, Soldiers' Home	658
		Permit fund, District of Columbia	722
		Pershing Hall Memorial Fund	613
		Personal funds of:	
		Inmates of narcotic farms	160
		Patients, Saint Elizabeths Hospital	163
		Patients, Veterans Administration	117
		Personal or property damage claims, Post Office Department	574
		Personnel:	
		Division of, Treasury Department	616
		Management, Division of, Federal Security Agency	173
		Management, Liaison Office for	51
		Pay of, and maintenance of hospitals, Public Health Service	140
		Petroleum Administration for War	51
		Petroleum Conservation Division, Interior Department	367
Pacific Salmon Fisheries Commission, International	602		
Packers and Stockyards Act	298		
Paiute Indian lands, Newlands reclamation project, Nevada	405		
Pala Reservation, irrigation system	402-403		
Palmer-Richardson road, construction, Alaska	511		
Panama Canal:			
Additional facilities, construction	665		
Civil government	664		
Construction, annuity fund	59		
Operation and maintenance	659-663		
Postal funds	665-666		
Retirement and disability fund	59, 60		
Sanitation	663-664		
War Department	659-667		
Zone, biological area	54		
Paper, distinctive, for United States securities	624		
Parasites, foreign, Department of Agriculture	248		
Pardon Attorney, Office of	525		
Parity payments, Department of Agriculture	286		
Park and Planning Commission, National Capital	433, 87, 88, 720		
Park Service, National	480-494, 741		
Parker Dam project, Arizona-California	434		
Parker Dam power project	428		
Parks, National Capital, District of Columbia	718-720		
Parkways, National Park Service	488-489		
Passenger-carrying vehicles. See Vehicles.			
Passport agencies, Department of State	589		
Patent and Customs Appeals, United States Court of	29-30		
Patent Office, Department of Commerce	351-352		
Patients:			
Deposits, United States Marine Hospital, Carville, Louisiana	160		
Saint Elizabeths Hospital, personal funds	163		
Veterans Administration, personal funds	117		
Pawnees, Oklahoma, fulfilling treaties	415		
Pay:			
Adjusted service and dependent, Veterans Administration	117		
Adjustment, appreciation of foreign currencies, foreign service	70		
And allowances, commissioned officers, Coast and Geodetic Survey	347		
Commissioned officers, Public Health Service	151-152		
Officers and men on vessels, Coast and Geodetic Survey	345		
Of personnel and maintenance of hospitals, Public Health Service	140		
Payment of:			
Government losses in shipment	620		
Interest on deposits of public moneys of Government of Philippine Islands	612		
Processing taxes	632		
Rewards, Office of Chief Inspector, Post Office Department	575		
Unclaimed moneys, Treasury Department	621		
Payment(s):			
For agricultural adjustment	286-287		
From proceeds of sale of water, Geological Survey	457		
In lieu of taxes and for operation and maintenance of resettlement projects	314-315		
Of awards, war mineral claims, Interior	369		
Parity, Department of Agriculture	286		

Philippine Islands:	Page
High Commissioner.....	375-376
Payment of interest on deposits.....	612
Public Health Service.....	156
Relief of.....	658
Philippine trust fund:	
Customs duties.....	629
Customs Service.....	629
Import duties.....	629
Internal revenue.....	633
Tonnage tax.....	629
Phoenix, Arizona, Indian boarding school.....	408
Phony-peach and peach mosaic, eradication.....	247
Photoduplicating, Library of Congress.....	18
Photographs, mosaics and maps, return of excess deposits for reproductions.....	321
Photolithographing, Patent Office.....	351-352
Pierre, South Dakota, Indian boarding school.....	411
Pine River irrigation project, maintenance.....	402-403
Pine River project, Colorado.....	429, 435
Pipestone, Minnesota, Indian boarding school.....	408
Pittsburgh, Pennsylvania, Bureau of Mines, buildings and grounds, care.....	470
Plans and specifications, Howard University.....	133
Plans and specifications, preparation of, branch libraries, District of Columbia.....	689
Plant:	
Diseases and insect pests, emergency outbreaks, control.....	251-252
Exports, certification.....	249
Industry Experiment Farm.....	241
Industry, Soils, and Agricultural Engineering, Bureau of.....	235-244
Quarantine and Entomology, Bureau of.....	244-251
Playground sites, and school buildings, District of Columbia.....	687
Pneumatic-tube service, Post Office Department, Boston.....	582
Pneumatic-tube service, Post Office Department, New York.....	582
Poison, Canstic, Act, enforcement.....	128
Police:	
Capitol.....	10
Metropolitan, District of Columbia.....	690-692
White House.....	638-639
Policemen's and firemen's relief, District of Columbia.....	693
Post Office(s):	
Department.....	A23, A66, 565-581
<i>For list of bureaus and subdivisions, see.....</i>	565
House of Representatives.....	8
Inspectors.....	574-575
Rent, light, power, fuel, and water.....	581-582
Senate.....	5
Stationery, equipment, and supplies.....	581
Unusual conditions.....	576
Postage stamps and stamped paper, manufacture and distribution of.....	580
Postal:	
Funds, Panama Canal and Canal Zone.....	665-666
Obligations.....	568-569
Net changes in account with the general fund, Treasury.....	567
Revenues.....	567
Deficiency.....	583
Service, Detroit River.....	577
Postmaster(s):	
Compensation.....	575
General, assistant.....	570-571
General, Office of.....	569
Potash deposits, royalties and rentals.....	388
Potomac River Basin, Interstate Commission on the.....	78
Poundmaster's Office, District of Columbia.....	681
Power:	
Administration, Southwestern.....	377-379, 739-740
Commission, Federal.....	A31, 65-68
Plant, Capitol.....	12-13
Powerboat service, Post Office.....	578
Predatory animals, control.....	500
Preparation of plans and specifications, branch libraries, District of Columbia.....	689
Preservation of birthplace of Abraham Lincoln.....	493
President, Executive Office of the.....	A75, 47-52
President, Message of the.....	V-LXXVI
President of the United States, salary.....	47
Preventing spread of epidemic diseases, Public Health Service.....	139
Pribilof Islands, Alaska, byproducts plant.....	505
Pribilof Islands, fox and fur-seal industries.....	509

Printing:	Page
And binding:	
Administrative Office and United States Courts.....	34
Agriculture, Department of.....	212-213
Budget, Bureau of the.....	49
Civil Aeronautics Board.....	344
Commerce, Department of.....	327
Commission of Fine Arts.....	373
Court of Claims.....	31
Court of Customs and Patent Appeals.....	29
Customs Court, United States.....	30
Federal:	
Communications Commission.....	62
Power Commission.....	68
Security Agency.....	175
Trade Commission.....	69
General Accounting Office.....	72
Interior, Department of the.....	370
Geological Survey.....	454-455
Interstate Commerce Commission.....	77
Justice, Department of.....	525-526
Labor, Department of.....	547
Library of Congress.....	18
National:	
Advisory Committee for Aeronautics.....	80
Archives.....	82
Labor Relations Board.....	89
Mediation Board.....	91
Railroad Adjustment Board.....	92
Patent Office.....	352
Post Office Department.....	573
Public, Government Printing Office.....	21-23
Railroad Retirement Board.....	94
Securities and Exchange Commission.....	97
State, Department of.....	588
Supreme Court, United States.....	28
Tariff Commission.....	102
The Tax Court of the United States.....	103
Treasury Department.....	617
Bureau of Accounts.....	618
Comptroller of the Currency.....	630
Customs, Bureau of.....	629
Division of Disbursement.....	620
Engraving and Printing, Bureau of.....	637
Mint, Bureau of the.....	641
Narcotics, Bureau of.....	635
Office of the Treasurer of the United States.....	626
Procurement Division.....	645
Secret Service Division.....	639
United States Employees' Compensation Commission.....	104
Veterans Administration.....	115
And Engraving, Bureau of.....	635-638
Joint Committee on.....	10
Office, Government.....	21-25
Prisoners, Federal, funds.....	540-541
Prisoners, United States, support.....	540
Prison(s):	
Bureau of.....	537-541
Federal, commissary funds.....	541
System, Federal.....	537-541, 741
Probation system, courts, District of Columbia.....	694
Probation system, United States courts.....	33
Proceeds:	
Assets of Liberty Loan associations, return.....	621
Distilled spirits industry.....	307
Labor, Indian moneys (trust fund).....	421
Sale of publications, Government Printing Office.....	24
Sale of water, payments from, Geological Survey.....	457
Unearned, General Land Office.....	388
Processing and related taxes, refunding.....	632
Procurement Division, Treasury Department.....	642-645
Production and Marketing Administration.....	286-301
Professional services, outside, public buildings.....	188
Prohibition Act, National, enforcement, Puerto Rico and the Virgin Islands.....	633-634
Promotion:	
Education of the blind.....	127
Vocational education.....	139
Hawaii.....	133
Puerto Rico.....	134
Propagation of food fishes.....	494-495
Property damage claims, Post Office Department.....	574
Property redemption fund, District of Columbia.....	722
Protecting interests of United States in customs matters. <i>See</i> Customs Division, Department of Justice.	

	Page
Protection:	
Of migratory birds.....	500-501
Of mineral resources and facilities, Bureau of Mines.....	462
Of project works, Indian Service, Department of the Interior.....	406
And management, timber resources, public domain.....	386-387
Provo River project, Utah.....	436
Public:	
Assistance, Bureau of.....	163-164
Assistance, Public Welfare, District of Columbia.....	700-701
Buildings:	
Administration.....	180-191, 737
And grounds, District of Columbia.....	182-183
And grounds outside the District of Columbia.....	183-184
Emergency repairs.....	189
Emergency safeguarding.....	187
Outside the District of Columbia.....	183-184
Post Office Department.....	583
Debt:	
Administering.....	623-624
Analysis.....	770
Bureau of, Treasury Department.....	622-625
Interest on the.....	624
Retirements from gifts, forfeitures, etc.....	625
Health Service.....	139-161
Health work, District of Columbia.....	724
Housing Authority, Federal.....	738
Lands, range improvements.....	385-386
Lands, surveying.....	383
Library, District of Columbia.....	688-690
Moneys, contingent expenses.....	620
Payments to and receipts from, summary.....	731
Printing and binding.....	21-23
Roads Administration.....	191-197, 737-738
Schools, Alaska.....	510
Schools, District of Columbia.....	682-688
Survey work, expenses, General Land Office.....	388
Utilities Commission, District of Columbia.....	681-682
Welfare, District of Columbia.....	699-707
Works:	
Advance planning, Federal Works Agency.....	199
Community Facilities, Federal Works Agency.....	200
District of Columbia.....	708-716
District of Columbia, loans and grants.....	725
Federal.....	A18, 733-749
Activities in.....	733-749
Agriculture.....	738-739
Bureau of Animal Industry.....	738
Farm Security Administration.....	739
Flood control.....	739
Forest Service.....	738
Office of Experiment Stations.....	738
Rural Electrification Administration.....	739
Soil Conservation Service.....	738-739
Civil.....	733-734
Commerce.....	739
Aeronautics, National Advisory Committee for.....	736-737
Civil Aeronautics Administration.....	739
Coast and Geodetic Survey.....	739
Community and welfare services.....	736
Federal Security Agency.....	737
Columbia Institution for the Deaf.....	737
Howard University.....	737
Federal Works Agency.....	737-738
Bureau of Community Facilities.....	738
Public Buildings Administration.....	737
Public Roads Administration.....	737-738
Government administration.....	736
Housing.....	736
Independent offices.....	736-738
Interior, Department of the.....	739-741
Bonneville Power Administration.....	739
Bureau of:	
Mines.....	741
Indian Affairs.....	740
Reclamation.....	740-741
Fish and Wildlife Service.....	741
National Park Service.....	741
Southwestern Power Administration.....	739-740
Territory of Alaska.....	741
Justice.....	741
Federal Prison System.....	741

Public—Continued	
Works—Continued	
Federal—Continued	
Activities in—Continued	Page
National Housing Agency.....	738
Federal Public Housing Authority.....	738
Resource conservation and development.....	735
State Department.....	742
Foreign Service Buildings Fund.....	742
International Boundary and Water Commission, United States and Mexico.....	742
Statement of appropriations and obligations for.....	744-749
Tennessee Valley Authority.....	737
Transportation.....	735-736
Veterans Administration.....	737
War Department, civil functions.....	742
Corps of Engineers.....	742
Quartermaster Corps.....	742
The Panama Canal.....	742
Investment fund, District of Columbia.....	678
Program, general.....	A18, 733-749
Virgin Islands, Federal Works Agency.....	199
Publications, sale, Government Printing Office.....	24
Publications, War Information, Bureau of the Budget, Special Services and.....	50-51
Puerto Rican hurricane relief.....	517
Puerto Rico.....	517-518
Enforcement of Prohibition Act in.....	633-634
Extension of benefits of Bankhead-Jones Act.....	219,
.....	221, 225-226
Payment to, for agricultural experiment station.....	225-226
Payment to, for agricultural extension work.....	219
Revolving fund.....	518
Trust funds.....	633
Vocational education, promotion of.....	134
Purchase of Indian supplies.....	393
Purchasing Agent, Office of, Post Office Department.....	572
Purchasing Division, District of Columbia.....	677
Purnell Act, payments under.....	225-226
Pyramid Lake Reservation, irrigation system.....	402-403

## Q

Quarantine:	
And inspection, Bureau of Animal Industry.....	230-231
Foreign plant.....	248-249
Plant, Bureau of Entomology and.....	244-251
Service, foreign, Public Health Service.....	149
Service, interstate, Public Health Service.....	139
Transit inspection, Department of Agriculture.....	248
Quartermaster Corps, War Department.....	649, 742
Quarters, Foreign Service.....	591

## R

Railroad(s):	
Adjustment Board, National.....	91-92
Funds, Alaska.....	512-513
In Alaska, additional income tax on.....	632-633
Retirement accounts.....	94
Retirement and Disability fund, Alaska.....	59
Retirement Board.....	A33, 92-95
Safety, Interstate Commerce Commission.....	75-76
Transportation and mail messenger service, Post Office Department.....	578
Unemployment insurance administration fund.....	94
Railway Mail Service.....	578
Railway postal clerks, travel allowance.....	579
Range:	
Improvements outside grazing districts.....	385-386
Improvements within grazing districts.....	380
Investigations, Forest Service.....	265
Raw material resources, investigation.....	472
Readjustment benefits, Veterans Administration.....	116
Reappropriations:	
Agriculture, Department of.....	A75
Commerce, Department of.....	A76
Executive Office and Independent Offices.....	A75
Federal Security Agency.....	A75
Federal Works Agency.....	A75
Interior, Department of.....	A76
Judiciary, The.....	A75
Labor, Department of.....	A76
Legislative Branch.....	A75

Reappropriations—Continued	Page
National Housing Agency.....	A75
Navy, Department of.....	A76
State, Department of.....	A76
War, Department of.....	A73
Receipt(s):	
And expenditures, Budget summary.....	A2-A3
And expenditures, general and special accounts.....	786-787
Estimates of, under existing legislation, explanation of.....	755-757
From and payments to the public, summary.....	731
Of general and special accounts.....	A6-A13
Trust accounts.....	AS0-AS4
Under Grazing Act, payments to States.....	381
Under Mineral Leasing Act, payments to States.....	388
Reclamation:	
Anacostia River Flats, D. C.....	718
Bureau of, Department of the Interior.....	422-444, 740-741
Fund, general, construction.....	432-437
Fund, special.....	422-433
Projects. <i>See also</i> listing by name of project.....	422-444
Trust funds.....	443
Recoinage of silver coins.....	620
Reconversion, Office of War Mobilization and.....	92
Recorder of Deeds, Office of, District of Columbia.....	681
Recreation Board, District of Columbia, fees and other collections.....	723
Recreation department, District of Columbia.....	690
Recreational demonstration areas.....	486
Rectification, Rio Grande, Department of State.....	598
Redemption fund, property, District of Columbia.....	722
Redemption of:	
Bonds from cash repayment of principal by foreign government.....	625
Bonds from deposits of excess capital by Commodity Credit Corporation.....	625
Bonds from repayments of principal of loans.....	624-625
Restricted Indian property subject to taxation.....	400
Reformatory and workhouse, District of Columbia.....	705-706
Reformatory and workhouse, inmates' funds, District of Columbia.....	723
Refuges, migratory bird conservation.....	502
Refuge, Upper Mississippi River Wildlife.....	505
Refund(s):	
And drawbacks, customs.....	629
And payments, processing and related taxes.....	632
Bonds, excess-profits tax.....	613
Of moneys erroneously received and covered, Treasury Department.....	620-621
Refunding erroneous collections, highway fund, District of Columbia.....	713
Refunding internal-revenue collections.....	633
Refuse Division, Public Works, District of Columbia.....	713-714
Regional offices, national park system.....	481
Regional research laboratories, Department of Agriculture.....	254-256
Register(s) of:	
Copyrights.....	15
Land offices, salaries and commissions of.....	384
Wills, Office of, District of Columbia courts.....	694-695
Regulating accounts, Interstate Commerce Commission.....	75
Regulatory agencies, District of Columbia.....	678-682
Rehabilitation:	
And support of needy Indians.....	412
Loans, Agriculture Department.....	309-312
Service, mental, District of Columbia.....	706
Reimbursement:	
Carriers, of deficits during Federal control.....	611
District of Columbia, benefit payments to White House police and Secret Service forces.....	639
Of United States courts, District of Columbia.....	694
Reindeer Service, Alaska.....	412
Relief:	
And Rehabilitation Administration, United Nations.....	52
And rehabilitation, District of Columbia Workmen's Compensation Act.....	105, 723
And rehabilitation, Longshoremen's and Harbor Workers' Compensation Act.....	104
Control Board, War, President's.....	589
Employees' Compensation Fund.....	104
Indigent, in Alaska.....	620
Medical, in Alaska.....	411
Of needy Indians.....	417
Philippine Islands.....	658

Relief—Continued	Page
Policemen's and firemen's, District of Columbia.....	693
Soldiers' and sailors' civil, Veterans' Administration.....	117
War, foreign.....	52
Rent control, Office of Administrator, District of Columbia.....	681
Rent, light, power, fuel, and water, post offices.....	581-582
Repair(s):	
And improvements, District Court of the United States for the District of Columbia.....	29
And improvements, United States Court of Appeals for the District of Columbia.....	29
And maintenance of buildings and grounds, public schools, District of Columbia.....	684
And refurbishing, Executive Mansion.....	48
Buildings, Court of Claims.....	32
Capitol Building.....	11
Emergency, public buildings and mechanical equipment.....	189
Preservation, and equipment, public buildings outside the District of Columbia.....	182
Public buildings, etc.....	189
Vessels, Coast and Geodetic Survey.....	345
Repatriation of unemployed aliens, Panama Canal.....	665
Reporters of debates, House of Representatives.....	8
Reporters, United States Courts, salaries of.....	31
Reporting debates and proceedings, Senate.....	6
Representation allowances, Foreign Service.....	591
Rescissions of appropriations and contract authorizations.....	A78
Research:	
Administration, Agricultural.....	223-260
And development, National Bureau of Standards.....	354-355
And Statistics, Division of, Treasury Department.....	615
Beltsville Center, Department of Agriculture.....	260
Fund, special, Department of Agriculture.....	224
Laboratory, aircraft engine.....	80
Metallurgical, pilot plants, Bureau of Mines.....	469-470
Regional laboratories, Department of Agriculture.....	254-256
Tax, Division of, Treasury Department.....	615
Transportation, Board of Investigation and.....	A31, 54
Reservations, mammal and bird, maintenance of.....	501-502
Reservoirs, maintenance, Yakima Reservation.....	406
Resettlement projects, operation and maintenance, Farm Security Administration.....	314-315
Restaurants, Senate.....	6
Retired judges, salaries.....	32
Retirement:	
And disability fund:	
Alaska Railroad.....	59, 60
Canal Zone.....	59, 60
Civil service.....	59, 60
Foreign Service.....	608
Foreign Service, appropriated.....	591
District of Columbia government employees'.....	678
Fund deductions, teachers', District of Columbia.....	722
Fund, teachers', District of Columbia.....	685
Of submarginal land.....	283-284
Retirements from gifts, forfeitures, and other miscellaneous receipts, Treasury Department.....	625
Return of excess deposits for reproductions of photographs, mosaics, and maps.....	321
Return of proceeds of assets of Liberty Loan associations.....	621
Revenue(s):	
Customs, expenses of collecting.....	627-629
District of Columbia.....	672-673
Internal, collecting.....	630-632
Revolving fund:	
Agricultural marketing.....	320
Federal lands banks.....	612
Federal ship mortgage insurance fund.....	110
Loans to Indian corporations.....	399
Payment of Government losses in shipment.....	620
United States Maritime Commission.....	105-109
Vocational rehabilitation, Veterans Administration.....	117
Rewards, payment of, Post Office Department.....	575
Richardson Highway, Alaska.....	511
Rincon Reservation, irrigation system.....	402-403
Rio Grande emergency flood protection, Department of State.....	600
Rio Grande project, New Mexico-Texas, Bureau of Reclamation.....	430
River basin studies, Fish and Wildlife.....	503
Riverside, California, Sherman Institute, Indian boarding school.....	408
Riverton project, Wyoming.....	432



Roads:	Page	Page
Access, Public Roads Administration	195	576
And bridges, Indian Reservations	413-414	409
And trails for States, national forests fund	273-274	5
And Trails, National Park Service	487-488	8
Bridges, and trails, Alaska	510	Service Operations, Division of, Federal Security Agency
Construction, Alaska	511	173
Federal-aid secondary or feeder, Public Roads Administration	193-194	Sewer Division, Public Works, District of Columbia
Indian reservations	413	714-715
Public, Administration	191-197, 737-738	Shelter, management, temporary, National Capital Housing Authority
<i>See also</i> General Public Works Program and Highways.		86
Rodents, injurious, control	500	Sherman Institute, Riverside, California, Indian boarding school
Roosevelt, Franklin D., Library, National Archives	84	408
Roosevelt, Franklin Delano, death and burial of, expenses	48	Ship construction fund, emergency, Maritime Commission
Rubber investigation, Department of Agriculture	243	110
Rubber project, emergency, Department of Agriculture	250, 277-278	Ship mortgage insurance fund, Federal
Rules for civil procedure, preparation of	28	110
Rules for criminal proceedings, preparation of	28	Shipment, Government losses in, revolving fund for payment
Rural:		620
Delivery service, Post Office Department	578	Shoshone project, Wyoming
Electrification Administration	316-318, 739	432
Rehabilitation Corporation, State, funds	315	Signal Corps, War Department
Rehabilitation, loans, and grants	309-312	650
S		Signal safety systems, Interstate Commerce Commission
Sacramento River, flood control	654	76
Safeguarding of public buildings	187	Silver coins, coinage
Safes, public buildings, Post Office Department	583	620
Safety:		Sinking fund, Treasury Department
And health program, Department of Labor	548	624
Railroad, Interstate Commerce Commission	75-76	Sioux Reservations, Indians of, payment to
Regulations, enforcement of, Civil Aeronautics Administrator	337-338	415
Systems, signal, Interstate Commerce Commission	76	Six Nations Indians of New York, fulfilling treaties with
Sailors' and soldiers' civil relief, Veterans Administration	117	414
Saint Elizabeths Hospital, Federal Security Agency	461-463	Smaller War Plants Corporation
Saint Elizabeths Hospital, support of indigent insane	707	98
Sale of furs, Fish and Wildlife Service	509	Smaller War Plants Corporation, subscriptions to capital stock
Sale of refuge products, Fish and Wildlife Service	508	612
Salmon runs, Fraser River system, restoration of	602	Smith-Lever Act, Department of Agriculture
Sanatorium, Glenn Dale Tuberculosis	696-697	220, 222
San Carlos project, Arizona, irrigation	403	Smithsonian Institution
Sanitation, Canal Zone, Panama Canal	663-664	a34, 98-100
San Luis Valley project, Colorado	435	Social Security Act, Bureau of the Census
Santa Fe, New Mexico, Indian boarding school	409	330
School funds, Arizona and New Mexico, payments, national forests fund	273	Social Security Board
School(s):		163-169
Buildings, construction of, District of Columbia	686-687	Soil:
District of Columbia, training	707	And fertilizer investigations
Indian boarding	408-411	241
Indian, support of	407	And moisture conservation operations, Interior
Playground sites and, building	687	369
Public, District of Columbia	682-688	Conservation:
<i>See also</i> Public schools.		Operations
Scientific investigations, Post Office Department	583	279-281
Serughan, James G., payment to widow of	6	Research
Sea-food inspections, Food and Drug Administration	129	278-279
Sea-food Inspectors Act, enforcement	129	Service
Secret Service Division	638-640	278-285, 738-739
Secretary of:		Survey, Bureau of Plant Industry
Agriculture, Office of	206-209	241
Commerce, Office of	325-329	<i>See also</i> Plant industry.
Interior, Office of	365-372	Soils, fertilizers, and irrigation, investigations of
Labor, Office of	544-551	238, 241
Senate, the	4	Soldiers' and sailors' civil relief, Veterans Administration
State, Office of	586-589	117
Treasury, Office of	611-613	Soldiers' Home permanent fund
Securities and Exchange Commission	a34, 95-98	658
Securities, United States, distinctive paper for	624	Solicitor General, Office of
Security of collections, Library of Congress	18	522
Seed Act, Federal	297-298	Solicitor, Office of:
Seismological work, Coast and Geodetic Survey	345	Agriculture, Department of
Select and special committees, expenses of, House of Representatives	9	210-211
Selective Service System	a34, 98	Interior, Department of the
Senate, estimates of appropriation	4-7	367
Senate Office Building, maintenance	12	Labor, Department of
Senators and President of Senate, salaries and mileage	4	546
Seneca Indians of New York, fulfilling treaties with	414	Post Office Department
		571
		Solid Fuels Administration for War
		376
		Southwestern Power Administration
		377-379, 739-740
		Speaker of the House of Representatives, automobile and maintenance
		10
		Speaker, Office of, House of Representatives
		7
		Special:
		And minority employees, House of Representatives
		8
		And select committees, expenses of, House of Representatives
		9
		Delivery compensation and fees, Post Office Department
		577
		Research fund, Department of Agriculture
		224
		Services and publications, War Information, Bureau of the Budget
		50-51
		Stamps and stamped paper, manufacture and distribution of
		580
		Standards:
		Cotton classification
		296
		For commerce
		355
		National Bureau of, Department of Commerce
		353-356
		Star Route and Air Mail Service, Alaska
		578
		Star Route Service, United States
		578
		Statement of appropriations and obligations for Federal public works
		744-749
		Statement of appropriations, preparation
		10
		State(s):
		Department of
		A16, A19, A67-A68, A76, 585-608, 742
		<i>For list of bureaus and subdivisions, see</i>
		585
		Grants to, for:
		Aid to dependent children
		163
		Aid to the blind
		163
		Child-welfare services
		558
		Emergency maternity and infant care
		558
		Maternal and child-health services
		558
		Old-age assistance
		163
		Public-health work. <i>See</i> Assistance to States, general, Public Health Service.
		Services for crippled children
		558
		Unemployment compensation administration
		164
		Legislation, index to, Library of Congress
		16



State(s)—Continued	Page	Page
Payments to:		
For agricultural experiment stations.....	225-226	Supreme Court, books for, Library of Congress.....
For agricultural extension work.....	219	Supreme Court, United States.....
From:		Surgeon General, Office of, Public Health Service.....
National forests fund.....	273	Surplus property program, Procurement Division.....
Potash deposits, royalties and rentals.....	388	Surveying public lands.....
Proceeds from sales of public lands.....	384	Surveyor's Office, Public Works, District of Columbia.....
Receipts under Grazing Act.....	381	Surveys:
Receipts under Mineral Leasing Act.....	388	And investigations, Interior.....
Under Federal Power Act.....	68	And plans, Public Roads Administration.....
Relations Division, Public Health Service.....	140	Coastal.....
Roads and trails, national forests fund.....	273-274	Flood control, Federal Power Commission.....
Rural Rehabilitation Corporation funds.....	315	Geodetic control.....
Secretary of, Office of.....	586-589	Geologic, Geological Survey.....
Stationery:		Topographic, Geological Survey.....
House of Representatives.....	9	Sweetpotato weevil control.....
Post Office Department.....	581	Synthetic liquid fuels.....
Senate.....	6	
Statistical work, Bureau of Foreign and Domestic Commerce, special.....	351	T
Statistical work, Census, special.....	333	Tables and special analyses.....
Statistics:		Tablequah, Oklahoma, Sequoyah Orphan Training School, Indian boarding school.....
Cotton.....	296	Tariff Commission.....
Foreign trade.....	330	Tax:
Labor, Bureau of, Labor Department.....	551-555	Appeals, Board of, District of Columbia.....
Stockyards and Packers Act.....	298	Coconut oil.....
Strategic and critical materials, Procurement Division, act of June 7, 1939.....	645	Court of the United States, The.....
Strategic and critical minerals, Geological Survey.....	448	Division, Department of Justice.....
Streams, gaging, Geological Survey.....	450	Legislative Counsel, Office of, Treasury Department.....
Street and Bridge Divisions, Public Works, District of Columbia.....	710-712	Research, Division of, Treasury Department.....
Submarginal land, retirement and utilization.....	283-284	Taxation, Internal Revenue, Joint Committee on.....
Subscriptions to:		Taxes withheld, deposit of, Bureau of Accounts.....
Capital stock, Federal land banks, revolving fund.....	612	Tea, Importation Act, enforcement.....
Capital stock, Smaller War Plants Corporation.....	612	Teachers' retirement fund deductions, District of Columbia.....
Paid-in surplus, Federal land banks.....	612	Teachers' retirement fund, District of Columbia.....
Subway transportation, Capitol and Senate Office Buildings.....	12	Technical and Scientific Services.....
Sugar Act, Department of Agriculture.....	288	Technical development, Civil Aeronautics Administrator.....
Sugar-plant investigations.....	241	Telecommunication Settlements, international.....
Summary (of):		Telegraph and Telephone Service, House of Representatives.....
And supporting tables, 1946 Budget.....	A1-A89	Temporary shelter management, National Capital Housing Authority.....
Appropriations, Budget.....	A4	Tennessee Valley Authority.....
Cash operations of the United States Treasury.....	769	Territorial courts.....
Estimates of appropriations for 1947 compared with appropriations for 1946:		Territories:
Agriculture, Department of.....	203-204	And Island Possessions, Division of, Interior Department.....
Commerce, Department of.....	323	And possessions, emergency supplies for.....
District of Columbia.....	669	Government in.....
Executive Office and independent offices.....	37-38	Official papers, collecting and editing.....
Federal Security Agency.....	123	Payment for agricultural experiment stations.....
Federal Works Agency.....	177	Testing fuel, Bureau of Mines.....
Interior, Department of the.....	361	Testing, inspection, and information service, National Bureau of Standards.....
Judiciary, The.....	27	Thomas Jefferson Bicentennial Commission.....
Justice, Department of.....	521	Thomas Jefferson Memorial Commission.....
Labor, Department of.....	543	Thomas, John, payment to daughter of.....
Legislative branch.....	3	Thurberia weevil control.....
Post Office Department.....	565	Timber management and fire protection, public domain, continental United States.....
State, Department of.....	585	Timber, sale of, expenses.....
Treasury Department.....	609	Tobacco Acts.....
War Department (civil functions and Panama Canal).....	647	Tobacco investigations.....
Operations, District of Columbia.....	672	Tongue River Reservation, irrigation system.....
Operations, Post Office Department.....	566	Tongue River Water Users' Association.....
Payments to and receipts from the public.....	731	Topographic surveys.....
Receipts and expenditures, Budget.....	A2-A3	Trade Commission, Federal.....
Superintendent of District buildings, District of Columbia.....	708-709	Traffic, department of Vehicles and, District of Columbia.....
Superintendent of Documents, Office of.....	23-24	Training:
Supervising mining operations on leased Indian lands.....	400	Defense workers, Office of Education.....
Supply and distribution of farm labor, War Food Administration.....	304	For Nurses, Public Health Service.....
Support (of):		School, District of Columbia.....
And administration, general, Bureau of Indians Affairs.....	411-412	Transit inspection, Bureau of Entomology and Plant Quarantine.....
And rehabilitation of needy Indians.....	412	Transport, regulation, Motor, Interstate Commerce Commission.....
Indian schools.....	407	Transportation:
Indians and administration of property.....	411-412	Board of Investigation and Research.....
Osage Agency.....	416	Bullion and coin, mints and assay offices.....
Prisoners, United States.....	540	Equipment and supplies, Post Office Department.....
Suppressing:		Federal activities in public works.....
Contagious diseases of livestock, Indians.....	399-400	Foreign Service.....
Counterfeiting and other crimes.....	638	Indian supplies.....
Forest fires on Indian reservations.....	398	Mails, foreign.....
		Subway, Capitol and Senate Office Buildings.....



Vehicles—Continued

District of Columbia—Continued

National—Continued

Guard 718

Zoological Park 721

Public schools 688

Public welfare 707

Public works 716

Washington Aqueduct 718

Employees' Compensation Commission 105

Executive Office of the President, Budget, Bureau of the 51

Federal Communications Commission 64

Federal Power Commission 68

Federal Security Agency:

Administrator, Office of 176

Food and Drug Administration 131

Freedmen's Hospital 132

Office of Education 139

Public Health Service 160-161

Saint Elizabeths Hospital 163

Social Security Board 169

Federal Works Agency, Administrator, Office of 180

Federal Works Agency, Public Buildings Administration 191

General Accounting Office 73

Interior, Department of the:

Administration, Bonneville Power 375

Fish and Wildlife Service 509

General Land Office 388-389

Geological Survey 457

Grazing Service 382

Indian Affairs, Bureau of 421-422

Indian Service 420

Mines, Bureau of 479-480

National Park Service 491

Office of the Secretary 372

Reclamation, Bureau of 444

Southwestern Power Administration 379

Territory of Alaska 514

Virgin Islands Government 517

Interstate Commerce Commission 78

Justice, Department of:

Contingent expenses 532

Federal Bureau of Investigation 534

Federal Prison System 541

Immigration and Naturalization Service 537

Marshals 532

Labor, Department of, Office of the Secretary 551

Labor, Department of, Wage and Hour Division 561

Legislative branch, Government Printing Office 23

Legislative branch, Library of Congress 21

National:

Advisory Committee for Aeronautics 81

Archives 84

Capital Housing Authority 87

Capital Park and Planning Commission 88

Post Office Department 574

Railroad Retirement Board 95

Securities and Exchange Commission 98

Smithsonian Institution, National Gallery of Art 100

State, Department of:

Contingent expenses, Foreign Service 594

International obligations 607

Office of the Secretary 588

Treasury Department:

Chief Clerk, Office of 617

Customs, Bureau of 629

Engraving and Printing, Bureau of 638

Foreign funds control 614

Internal Revenue, Bureau of 634

Mint, Bureau of the 641

Narcotics, Bureau of 635

Procurement Division 645

Secret Service Division 640

Veterans Administration 119

United States Maritime Commission 110

War Department:

Corps of Engineers (civil) 658

Panama Canal 667

Quartermaster Corps (civil functions) 649

Signal Corps (civil functions) 650

Venerable disease control, District of Columbia 724

Venerable diseases, control of, Public Health Service 140, 141, 142

Venerable Diseases, Division of, Public Health Service 139

Vessels, Coast and Geodetic Survey, pay of officers and men 345

Vessels, Coast and Geodetic Survey, repairs 345

Veterans Administration A35, A19, 110-119, 737

Veterans insurance litigation, Department of Justice 527

Vice President:

Automobile and maintenance 5

Of the United States, salary 4

Office of 4

Village Delivery Service, Post Office Department 577

Virgin Islands, Enforcement of Prohibition Act in 633-634

Virgin Islands, Government of 515-517

Virus-Serum Toxin Act, Department of Agriculture 231-232

Visual aids for war training, Office of Education 138

Vocational:

Education 133-134

District of Columbia 724

George-Deen program, District of Columbia 683-684

Promotion of, Office of Education 139

Rehabilitation, Federal Security Agency 170-171

Rehabilitation, Veterans Administration 117

W

Wage(s):

Accruals, Employees' Compensation Commission 104

And Hour Division, Labor Department 559-561

And Industrial Safety Board, minimum, District of Columbia 680

Wagon roads, bridges, and trails, Alaska 510

Wahpeton, North Dakota, Indian boarding school 409

Wakina project, Washington, Roza division 436

Walker River, Nevada, irrigation system 402-403

Wapato irrigation and drainage system, Yakima Reservation, Washington 405

War:

Contributions fund 613

Department A14, A18, A19, A23, A24, A76, 647-667

For list of bureaus and subdivisions, see 647

Civil functions 647-667, 742

The Panama Canal 659-667, 742

Division, Department of Justice 528

Expenditures, July 1940-June 1946 752-753

Food Administration, Department of Agriculture 301-304

Housing, management, National Capital Housing Authority 86

Labor Disputes Act, National Labor Relations Board 90

Mobilization and Reconversion, Office of A33, 92

Program, The 751-753

Public works (community facilities), Federal Works Agency 197-200

Refugee Board 51-52

Relief, foreign 52

Relief Control Board, President's, Department of State 589

Relocation Authority 376

Training Service, expenses of liquidation, Office of Administrator of Civil Aeronautics 341

Warehouse Act, Department of Agriculture 297

Washington (D. C.) Aqueduct 716-718

Washington (D. C.) National Airport 340

Waste metals, development of processes for recovery of 477

Water:

Conservation and utility projects, act of August 11, 1939, Reclamation 437

Conservation and utilization projects, Department of Agriculture 284

Division, District of Columbia 715-716

Facilities, arid and semiarid areas, development 313

Fund, District Debt Service, District of Columbia 678

Rights, National Park Service 486

Sale, payments of proceeds from, Geological Survey 457

Supply, development of, Indian lands 402

Weather Bureau 357-360

Weevil, Thurberia, control 248

Weights, measures, and markets, District of Columbia 679-680

Welfare:

Indian 396-397

	Page		Page
Welfare— Continued		Workhouse and reformatory, inmates' funds, District of Co-	
Public, District of Columbia	699-707	lumbia	723
Service, family, District of Columbia	699-702	Working funds. <i>See</i> each department or agency.	
Western Shoshone Reservation, Nevada, irrigation system	402-403	Workmen's Compensation Act, District of Columbia	105, 678, 723
Whaling Treaty Act, enforcement	498-499		
Wheelock Academy, Oklahoma, Indian boarding school	410	Y	
White House Office, The	47-48	Yakima project, Washington	431
White House Police	638-639	Yakima Reservation, Washington, irrigation system	406
White pine blister rust control	260-261	Yuma project, Arizona-California	403, 428
Wildlife:			
Management areas, California, Fish and Wildlife Service	504	Z	
Restoration, Federal aid	504	Zinc concentrates, reduction with methane gas	476
Service, Fish and	494-509, 741	Zoological Park, National, District of Columbia	720, 721
Women's Bureau, Department of Labor	558-559	Zoning Commission, District of Columbia	682
Workhouse and reformatory, District of Columbia	705-706		

○

2



BOSTON PUBLIC LIBRARY



3 9999 06314 158 2





