

C.II6uDin1
1968/69-
1970/71
Cop.2



CENTRAL CIRCULATION AND BOOKSTACKS

The person borrowing this material is responsible for its renewal or return before the **Latest Date** stamped below. **You may be charged a minimum fee of \$75.00 for each non-returned or lost item.**

Theft, mutilation, or defacement of library materials can be causes for student disciplinary action. All materials owned by the University of Illinois Library are the property of the State of Illinois and are protected by Article 16B of *Illinois Criminal Law and Procedure*.

TO RENEW, CALL (217) 333-8400.

University of Illinois Library at Urbana-Champaign

NOV 10 2003

When renewing by phone, write new due date below previous due date.

L162

Digitized by the Internet Archive
in 2011 with funding from
University of Illinois Urbana-Champaign

<http://www.archive.org/details/budgetsummary197071univ>

U
ElbuDin/1
1970/71
cop. 2

UNIVERSITY OF ILLINOIS

1970-71 BUDGET

THE BOARD OF TRUSTEES
DEC - 9 1970
UNIVERSITY OF ILLINOIS
AT URBANA-CHAMPAIGN

Prepared for Presentation
to the Board of Trustees,

August 12, 1970



UNIVERSITY OF ILLINOIS

1970-71 BUDGET

Table of Contents

	<u>Page</u>
Condensed Analysis of the Annual Budget for Operations	1
Summary of Income	1
Summary of Budget Recommended	2
Summary of Budget Increases	3
Schedule A - Comparative Summary of Income and Appropriations	5
Schedule B - Summary of Changes in Appropriations from General Funds	7
Schedule C - Summary of Salary Positions, with Changes from 1969-70 (Full-Time Equivalent) General Funds Only	9
Schedule D - Estimated Income	11
Schedule E - Total Appropriations - General Funds	12
- Institutional Funds	14
- Restricted Funds	15
Schedule F - Chicago Circle (Summary) - General Funds	17
- Institutional Funds	18
- Restricted Funds	19
Schedule G - Medical Center (Summary) - General Funds	20
- Institutional Funds	21
- Restricted Funds	22
Schedule H - Urbana-Champaign (Summary) - General Funds	23
- Institutional Funds	25
- Restricted Funds	27
Schedule I - General University (Summary)	29
Chicago Circle (Campus Administration, Colleges, Departments)	30
Medical Center (Campus Administration, Colleges, Departments)	42
Urbana-Champaign (Campus Administration, Colleges, Departments)	57
General University Administration - Division of University Extension	87

CONDENSED ANALYSIS OF THE ANNUAL BUDGET FOR OPERATIONS
1970-71

Summary of Income¹

General Income (\$186,375,856). For the general operation of the University of Illinois for the Fiscal Year 1971, the 76th General Assembly of the State of Illinois appropriated a total of \$186,375,856 -- \$167,052,556 from general tax revenues, \$18,218,100 from the University's own income and \$1,105,200 from the Agricultural Premium Fund. These funds are shown as General Income in Schedules A and D, and they may be appropriated by the Board of Trustees for such purposes as the Board approves.

Restricted and Institutional Income (\$125,009,600). There are certain other funds for operations that are handled through the University Treasurer and that are included in the University's annual budgets as Restricted and Institutional Income. Restricted funds, all earmarked for special purposes, include gifts, grants, contracts, endowment income, appropriations from the Federal Government, and income earned by the University from auxiliary activities (housing, union buildings, bookstores) and other self-supporting operations. The estimated total of such restricted funds for 1970-71 is \$116,227,600. Institutional funds amounting to \$8,882,000 are appropriated from Contract Research Reserve (funds received as indirect cost reimbursement on grants and contracts) and Cost of Education Allowances. (These appropriations of institutional funds are from estimated FY 71 receipts and do not include balances distributed prior to July 1, 1970 under the 40-30-30 formula, which has been discontinued in accordance with Board action of March 18, 1970. Such balances are available for expenditure, in addition to the amounts appropriated.)

¹Not included in this operating budget are funds appropriated by the General Assembly for new buildings, other capital improvements, and rentals to the Illinois Building Authority.

Total Income (\$311,385,456). The overall total of General Income, Restricted and Institutional Income for 1970-71 is \$311,385,456, as compared to \$282,801,310 for 1969-70. The difference of \$28,584,146 represents an increase of 10.1 per cent. The following figures show the State and non-State components of these totals:

	1969-70		1970-71	
	<u>Amount</u>	<u>Per Cent</u>	<u>Amount</u>	<u>Per Cent</u>
State Tax Funds	\$152,952,610	54.1	\$168,157,756	54.0
Non-State Funds	129,848,700	45.9	143,227,700	46.0
Total	<u>\$282,801,310</u>	<u>100.0</u>	<u>\$311,385,456</u>	<u>100.0</u>

Summary of Budget Recommended

The following are the budget totals recommended for 1970-71, with comparable figures for 1969-70:

	<u>Revised 1969-70</u>	<u>Proposed 1970-71</u>
From General Income	\$165,861,459	\$186,175,111
From Restricted and Institutional Income	116,878,700	125,009,600
Total Budgeted	<u>\$282,740,159</u>	<u>\$311,184,711</u>
Unappropriated Balance from General Income	\$61,151	\$200,745

A summary of the budget totals by campuses is presented at the end of Schedule A (p.6). Further breakdowns by colleges and other units within each campus are shown in succeeding schedules.

Summary of Budget Increases

Increase from General Funds (\$20,453,246). The increase budgeted from general funds is distributed as follows:

Additional Staff

Academic	\$ 3,274,149
Nonacademic and Wages	3,372,079
Subtotal, Additional Staff	(6,646,228)

Expense and Equipment	4,924,201
-----------------------	-----------

Retirement System Contribution	557,238
--------------------------------	---------

Increase in Reserve for Later Assignment	139,594
--	---------

Subtotal, Additional Staff, Expense and Equipment	(12,267,261)
---	--------------

Salary and Wage Rate Increases

For Academic Staff	4,741,433
For Nonacademic Staff, including wages for hourly rate personnel	3,444,552
Subtotal, Salary and Wage Rate Increase	(8,185,985)

Total Increase (General Funds)	<u>\$20,453,246</u>
--------------------------------	---------------------

Increase from Restricted Funds (\$8,130,900). The estimated increases in the budget from restricted and institutional funds total \$8,130,900, consisting of additional funds expected from nonappropriated sources (gifts, grants, research contracts, auxiliary services and other self-supporting operations).



Total Increase from All Funds (\$28,584,146). Combining both general and restricted funds, the overall increase above the 1969-70 budget is \$28,584,146, or 10.1 per cent. The following figures show comparisons of the amounts and percentages of increases in the budgets for the three campuses and for general University offices -- first for all funds combined and then for general funds only:

	<u>All Funds</u>		<u>General Funds Only</u>	
	<u>Amount</u>	<u>Per Cent</u>	<u>Amount</u>	<u>Per Cent</u>
Chicago Circle	\$ 5,510,566	12.8	\$ 4,475,666	13.1
Medical Center	5,588,300	10.0	5,614,300	16.0
Urbana-Champaign	16,975,530	9.7	9,862,530	10.7
General University	370,156	4.3	361,156	7.2
Reserve	139,594		139,594	
	<hr/>	<hr/>	<hr/>	<hr/>
Total	<u>\$28,584,146</u>	<u>10.1</u>	<u>\$20,453,246</u>	<u>12.2</u>



1970-71 BUDGET

SCHEDULE A

COMPARATIVE SUMMARY OF INCOME AND APPROPRIATIONS

	<u>1969-70</u> <u>Revised</u>	<u>1970-71</u> <u>Proposed</u>
<u>Estimated Income</u>		
General	165,922,610	186,375,856
Restricted and Institutional	<u>116,878,700</u>	<u>125,009,600</u>
Total Estimated Income	<u>282,801,310</u>	<u>311,385,456</u>
<u>Appropriations by Board of Trustees</u>		
From General Income	165,861,459	186,175,111
From Restricted and Institutional Income	<u>116,878,700</u>	<u>125,009,600</u>
Total Appropriations	<u>282,740,159</u>	<u>311,184,711</u>
Unappropriated Balance from General Income	<u>61,151</u>	<u>200,745</u>

	<u>General</u> <u>Income</u>	<u>Restricted &</u> <u>Institutional</u> <u>Income</u>	<u>Total</u> <u>1970-71</u>	<u>%</u>
<u>Income by Source (See</u> <u>Schedule D)</u>				
State Appropriations	168,157,756		168,157,756	54.0
Federal Appropriations		7,139,000	7,139,000	2.3
Student Fees	17,007,600		17,007,600	5.5
Endowments, Gifts, Contracts		51,624,800	51,624,800	16.6
Institutional		8,882,000	8,882,000	2.8
Earnings & Miscellaneous	<u>1,210,500</u>	<u>12,677,300</u>	<u>13,887,800</u>	<u>4.5</u>
Total Educational and General	<u>186,375,856</u>	<u>80,323,100</u>	<u>266,698,956</u>	<u>85.7</u>
Auxiliary Enterprises		37,692,500	37,692,500	12.1
Endowments, Gifts and Con- tracts for Student Aid		<u>6,994,000</u>	<u>6,994,000</u>	<u>2.2</u>
Total Auxiliary Enterprises & Student Aid		<u>44,686,500</u>	<u>44,686,500</u>	<u>14.3</u>
Total Income	<u>186,375,856</u>	<u>125,009,600</u>	<u>311,385,456</u>	<u>100.0</u>



1970-71 BUDGET

SCHEDULE A
(cont.)COMPARATIVE SUMMARY OF INCOME AND APPROPRIATIONS
(continued)

	<u>General Income</u>	<u>Restricted & Institutional Income</u>	<u>Total 1970-71</u>	<u>%</u>
<u>Appropriations by Function</u> (See Schedule E)				
Administration & General	21,148,131	2,551,921	23,700,052	7.6
Retirement System	7,474,823	(1)	7,474,823	2.4
Instruction & Departmental Research	89,005,560	7,105,945	96,111,505	30.9
Organized Activities Relat- ing to Instruction	10,918,439	8,512,000	19,430,439	6.2
Organized Research	11,178,695	44,959,509	56,138,204	18.1
Extension & Public Services	11,573,683	15,054,845	26,628,528	8.6
Libraries	6,613,847	905,980	7,519,827	2.4
Physical Plant	26,766,425	1,542,800	28,309,225	9.1
 Total Educational & General	 184,679,603	 80,633,000	 265,312,603	 85.3
Auxiliary Enterprises		37,363,500	37,363,500	12.0
Student Aid	758,308	7,013,100	7,771,408	2.5
Refunds	737,200		737,200	0.2
 Total Appropriations	 <u>186,175,111</u>	 <u>125,009,600</u>	 <u>311,184,711</u>	 <u>100.0</u>
	<u>1969-70 Revised</u>	<u>Increase</u>	<u>1970-71 Proposed</u>	<u>%</u>
<u>Totals by Location</u>				
Chicago Circle (See Schedule F)	43,027,276	5,510,566	48,537,842	15.5
Medical Center-includes Crippled Children (See Schedule G)	55,632,872	5,588,300	61,221,172	19.6
Urbana-Champaign (see Schedule H)	175,491,495	16,975,530	192,467,025	61.9
General University (See Schedule I)	8,588,516	370,156	8,958,672	2.9
Unappropriated Balance	61,151	139,594	200,745	0.1
 Total Budget	 <u>282,801,310</u>	 <u>28,584,146</u>	 <u>311,385,456</u>	 <u>100.0</u>

(1) Charged to the various functions



SCHEDULE B

1970-71 BUDGET

SUMMARY OF CHANGES IN APPROPRIATIONS FROM GENERAL FUNDS

	Revised <u>1969-70</u>	<u>Increase</u>	Proposed <u>1970-71</u>
Chicago Circle			
Business Administration	1,113,932	217,677	1,331,609
Education	1,541,514	317,642	1,859,156
Engineering	1,797,577	257,474	2,055,051
Architecture and Art	1,360,273	164,924	1,525,197
Graduate College	951,886	284,476	1,236,362
Liberal Arts & Sciences	10,873,369	1,835,058	12,708,427
Armed Forces	18,930	2,102	21,032
Social Work	320,400	50,777	371,177
Summer Quarter	926,500	- 926,500	
Urban Studies	249,850	9,086	258,936
Extension & Public Services		26,125	26,125
Library	2,005,720	150,257	2,155,977
Physical Plant	5,546,726	967,143	6,513,869
University Services	216,560	37,657	254,217
Administrative Offices	7,241,339	1,081,768	8,323,107
 Total, Chicago Circle	 <u>34,164,576</u>	 <u>4,475,666</u>	 <u>38,640,242</u>
Medical Center			
Crippled Children	3,160,845	185,360	3,346,205
Dentistry	1,773,319	194,579	1,967,898
Graduate College	139,255	155,023	294,278
Medicine	7,338,991	1,888,188	9,227,179
Nursing	714,719	114,227	828,946
Pharmacy	1,112,019	149,029	1,261,048
Physical Education	30,635	1,620	32,255
School of Public Health		121,000	121,000
University Hospital	10,104,052	200,054	10,304,106
Research Resources Laboratory	263,466	150,290	413,756
Educational Resources	157,020	482,330	639,350
Illustration Studios	103,550	17,771	121,321
Medical Research Laboratory	121,480	19,013	140,493
Tuberculosis Research	139,638	9,427	149,065
Library	355,335	67,329	422,664
Physical Plant	5,498,607	1,252,533	6,751,140
University Services	14,802	805	15,607
Administrative Offices	3,723,024	498,705	4,221,729
General	129,115	107,017	236,132
 Total, Medical Center	 <u>34,879,872</u>	 <u>5,614,300</u>	 <u>40,494,172</u>



SCHEDULE B
(cont.)

1970-71 BUDGET

SUMMARY OF CHANGES IN APPROPRIATIONS FROM GENERAL FUNDS
(continued)

	<u>Revised</u> <u>1969-70</u>	<u>Increase</u>	<u>Proposed</u> <u>1970-71</u>
Urbana-Champaign			
Agriculture	11,459,132	1,001,112	12,460,244
Commerce	2,781,073	308,170	3,089,243
Education	3,662,999	844,155	4,507,154
Engineering	9,203,019	802,249	10,005,268
Fine & Applied Arts	5,196,119	622,467	5,818,586
Graduate College	2,805,626	441,334	3,246,960
Communications	1,096,670	100,498	1,197,168
Law	851,020	127,338	978,358
Liberal Arts & Sciences	18,743,938	2,214,737	20,958,675
Physical Education	1,934,222	364,818	2,299,040
Veterinary Medicine	1,477,218	162,411	1,639,629
Armed Forces	52,070	2,008	54,078
Aviation	894,196	98,133	992,329
Government & Public Affairs	129,033	7,716	136,749
Labor & Industrial Relations	491,103	28,399	519,502
Social Work	338,795	32,789	371,584
Summer Session	1,682,000	-1,682,000	
International Programs & Studies	64,100	53,445	117,545
Library & Library School	4,056,990	327,854	4,384,844
Physical Plant	11,607,453	2,478,337	14,085,790
Administrative Offices	13,064,106	1,356,831	14,420,937
General	216,613	169,729	386,342
 Total, Urbana-Champaign	 <u>91,807,495</u>	 <u>9,862,530</u>	 <u>101,670,025</u>
 General University			
University Extension	2,039,896	119,684	2,159,580
University Press	201,170	11,000	212,170
Administrative Offices	2,768,450	230,472	2,998,922
 Total, General University	 <u>5,009,516</u>	 <u>361,156</u>	 <u>5,370,672</u>
 Unappropriated	 <u>61,151</u>	 <u>139,594</u>	 <u>200,745</u>
 Total, General Entire University	 <u>165,922,610</u>	 <u>20,453,246</u>	 <u>186,375,856</u>

SCHEDULE C

1970-71 BUDGET

SUMMARY OF SALARY POSITIONS, WITH CHANGES FROM 1969-70
(FULL-TIME EQUIVALENT)
GENERAL FUNDS ONLY

	<u>Academic Staff</u>		<u>Nonacademic Staff</u>	
	<u>FTE</u> <u>1970-71</u>	<u>Change from</u> <u>1969-70</u>	<u>FTE</u> <u>1970-71</u>	<u>Change from</u> <u>1969-70</u>
Chicago Circle				
Business Administration	63.33	3.50	16.00	-
Education & Physical Education	111.76	4.54	30.72	3.00
Engineering	94.85	1.45	38.67	2.00
Architecture & Art	80.35	.13	16.00	-
Graduate College	14.59	-.50	29.16	.50
Liberal Arts & Sciences	819.08	27.58	151.64	2.03
Armed Forces	-	-	2.00	-
Social Work	18.94	1.75	6.00	-
Urban Studies	10.20	-.25	7.00	-
Library	46.20	-1.75	107.00	-
University Extension	1.10	1.10	.60	.60
Physical Plant	3.50	-	441.56	44.29
University Services	2.50	-	9.00	-
Administrative Offices	160.48	6.50	346.69	5.08
Total, Chicago Circle	<u>1,426.88</u>	<u>44.05</u>	<u>1,202.04</u>	<u>57.50</u>
Medical Center				
Crippled Children	8.13	-.02	55.00	3.00
Dentistry	80.23	3.66	64.00	2.00
Graduate College	11.90	3.25	19.87	1.00
Medicine	345.20	43.63	195.76	27.39
Nursing	43.90	2.00	23.71	3.00
Pharmacy	71.70	4.00	26.00	2.00
Public Health	4.00	4.00	3.00	3.00
Physical Education	1.00	-	1.50	-
U of I Hospitals	3.67	-	1,333.35	6.10
Illustration Studios	2.05	-	9.00	1.00
Tuberculosis Research	2.70	-	9.01	-
Library	14.00	2.00	17.50	2.00
Physical Plant	2.50	-	496.61	78.49
University Services	.50	-	.44	-
Administrative Offices	42.36	7.05	206.53	28.00
Total, Medical Center	<u>633.84</u>	<u>69.57</u>	<u>2,461.28</u>	<u>156.98</u>



SCHEDULE C
(cont.)

1970-71 BUDGET

SUMMARY OF SALARY POSITIONS, WITH CHANGES FROM 1969-70
(FULL-TIME EQUIVALENT)
GENERAL FUNDS ONLY
(continued)

	Academic Staff		Nonacademic Staff	
	FTE 1970-71	Change from 1969-70	FTE 1970-71	Change from 1969-70
Urbana-Champaign				
Agriculture	586.63	23.76	482.38	1.06
Commerce	177.50	- 1.17	42.00	1.00
Education	258.13	18.97	67.30	4.00
Engineering	470.78	-14.02	115.75	--
Fine & Applied Arts	320.99	4.99	63.75	-1.00
Graduate College	101.18	3.08	53.50	2.00
Communications	38.73	2.22	46.60	.12
Law	36.78	- 2.20	17.00	--
Liberal Arts & Sciences	1,382.94	20.22	283.53	.50
Physical Education	126.14	5.18	52.29	--
Veterinary Medicine	67.64	2.00	45.70	- .17
Armed Forces	--	--	7.00	--
Aviation	39.50	5.75	46.20	--
Government & Public Affairs	6.68	--	2.50	--
Labor & Industrial Relations	24.77	- .47	10.00	--
Social Work	16.75	1.05	7.00	--
International Programs & Studies	4.05	1.30	2.00	2.00
Library & Library School	173.75	1.50	202.10	--
Plant & Services	7.95	2.45	928.56	4.10
Administrative Offices	201.44	17.10	586.58	25.75
General	28.50	14.00	--	--
Total, Urbana-Champaign	4,070.83	105.71	3,061.74	39.36
General University				
University Extension	60.92	- .17	38.73	--
University Press	9.00	--	8.50	--
Administrative Offices	68.99	1.75	69.50	1.00
Physical Plant	3.50	--	12.00	--
Total, General University	142.41	1.58	128.73	1.00
Total, Entire University	6,273.96	220.91	6,853.79⁽¹⁾	254.84

(1) Includes regular nonacademic employees in wages budgets as follows:

	FTE
Chicago Circle - Physical Plant	375.06
Medical Center - Hospital	264.00
Medical Center - Physical Plant	449.36
Urbana-Champaign - Plant & Services	868.50
	<u>1,956.92</u>

1970-71 BUDGET
ESTIMATED INCOME

SCHEDULE D

	General	Restricted & Institutional	Total
Educational and General			
A. State Appropriations			
For Current Operations	167,052,556		167,052,556
Agricultural Extension	1,105,200		1,105,200
Total, State	168,157,756*		168,157,756*
B. Federal Appropriations			
Land Grant Funds		7,139,000	7,139,000
Total, Federal		7,139,000*	7,139,000*
C. Student Fees			
Tuition	16,156,700		16,156,700
Less Auxiliary Ent. Support	- 630,700		- 630,700
Net Tuition	15,526,000*		15,526,000*
Application Fees	921,600		921,600
Extension Fees	560,000		560,000
Total, Fees	17,007,600*		17,007,600*
D. Gifts and Contracts			
Endowment Income		294,000	294,000
Gifts from Private Sources		4,889,500	4,889,500
U.S. Contracts		44,254,300	44,254,300
State of Illinois Contracts		2,187,000	2,187,000
Total, Gifts & Contracts		51,624,800*	51,624,800*
E. Institutional Funds			
Contract Research Reserve		7,559,000	7,559,000
Cost of Education Allowances		1,323,000	1,323,000
Total, Institutional		8,882,000*	8,882,000*
F. Earnings & Miscellaneous			
Sales, Services & Miscellaneous	372,000	12,677,300	13,049,300
Investment Income	635,000		635,000
Vocational Education Reimbursement	80,000		80,000
Prior Year's Balance	123,500		123,500
Total, Earnings & Miscellaneous	1,210,500*	12,677,300*	13,887,800*
Total, Educational & General	<u>186,375,856</u>	<u>80,323,100</u>	<u>266,698,956</u>
Auxiliary and Student Aid			
A. Auxiliary Enterprises		37,692,500	37,692,500
B. Student Aid			
Endowment Income		209,000	209,000
Gifts		785,000	785,000
U.S. Contracts		5,850,000	5,850,000
State of Illinois Contracts		150,000	150,000
Total, Student Aid		6,994,000*	6,994,000*
Total, Auxiliary & Student Aid		<u>44,686,500</u>	<u>44,686,500</u>
Total, Estimated Income	<u>186,375,856</u>	<u>125,009,600</u>	<u>311,385,456</u>

1970-71 BUDGET

TOTAL APPROPRIATIONS
GENERAL

	Present Amount	Proposed Amount		
		Salaries & Wages	Expense & Equip.	Total
Administration & General				
Chicago Circle	6,179,623	4,576,503	2,359,881	6,936,384
Medical Center	3,914,009	2,562,322	1,868,435	4,430,757
Urbana-Champaign	13,263,157	7,915,330	6,590,171	14,505,501
General University	2,533,125	1,983,475	766,837	2,750,312
	25,889,914*	17,037,630*	11,585,324*	28,622,954*
Instruction				
Chicago Circle	19,640,386	19,283,991	2,717,126	22,001,117
Medical Center	11,377,273	12,716,236	1,609,350	14,325,586
Urbana-Champaign	48,299,199	47,983,263	4,695,594	52,678,857
	79,316,858*	79,983,490*	9,022,070*	89,005,560*
Organized Activities Re- lating to Instruction				
Medical Center	10,104,052	10,135,306	168,800	10,304,106
Urbana-Champaign	561,679	546,087	68,246	614,333
	10,665,731*	10,681,393*	237,046*	10,918,439*
Organized Research				
Chicago Circle	486,107	485,589	140,135	625,724
Medical Center	605,934	629,014	435,621	1,064,635
Urbana-Champaign	8,369,079	7,952,562	1,417,164	9,369,726
General University	105,325	107,660	10,950	118,610
	9,566,445*	9,174,825*	2,003,870*	11,178,695*
Extension & Public Services				
Chicago Circle	60,101	89,453	12,856	102,309
Medical Center	3,160,845	692,555	2,653,650	3,346,205
Urbana-Champaign	5,140,343	5,325,229	298,190	5,623,419
General University	2,371,066	1,952,680	549,070	2,501,750
	10,732,355*	8,059,917*	3,513,766*	11,573,683*
Libraries				
Chicago Circle	2,005,720	1,273,796	882,181	2,155,977
Medical Center	355,335	290,684	131,980	422,664
Urbana-Champaign	3,785,400	2,967,076	1,068,130	4,035,206
	6,146,455*	4,531,556*	2,082,291*	6,613,847*
Physical Plant				
Chicago Circle	5,490,911	4,090,322	2,201,701	6,292,023
Medical Center	5,260,674	4,282,879	2,213,090	6,495,969
Urbana-Champaign	11,597,513	9,064,313	4,914,120	13,978,433
	22,349,098*	17,437,514*	9,328,911*	26,766,425*

1970-71 BUDGET

SCHEDULE E
(cont.)TOTAL APPROPRIATIONS
GENERAL (continued)

	Present Amount	Proposed Amount		Total
		Salaries & Wages	Expense & Equip.	
Student Aid				
Chicago Circle	61,728		89,708	89,708
Medical Center	88,750		91,250	91,250
Urbana-Champaign	577,350		577,350	577,350
	727,828*		758,308*	758,308*
Refunds				
Chicago Circle	240,000		437,000	437,000
Medical Center	13,000		13,000	13,000
Urbana-Champaign	213,775		287,200	287,200
	466,775*		737,200*	737,200*
 Total General	 165,861,459	 146,906,325	 39,268,786	 186,175,111



UNIVERSITY OF ILLINOIS

SCHEDULE E
(cont.)

1970-71 BUDGET

TOTAL APPROPRIATIONS
INSTITUTIONAL

	Present Amount	Proposed Amount		
		Salaries & Wages	Expense & Equip.	Total
Administration & General				
Chicago Circle	62,100	61,088	28,912	90,000
Medical Center	290,000	198,063	176,899	374,962
Urbana-Champaign	1,121,500	992,162	379,497	1,371,659
General University	147,500	43,575	85,925	129,500
	1,621,100*	1,294,888*	671,233*	1,966,121*
Construction				
Chicago Circle	11,500	37,037	16,963	54,000
Medical Center	-	62,754	261,846	324,600
Urbana-Champaign	34,000	598,100	408,745	1,006,845
	45,500*	697,891*	687,554*	1,385,445*
Organized Activities Relat- ing to Instruction				
Urbana-Champaign	94,000	-	-	-
Organized Research				
Chicago Circle	152,000	2,400	1,000	3,400
Medical Center	408,000	94,168	5,590	99,758
Urbana-Champaign	2,748,000	593,420	2,535,431	3,128,851
General University	2,500	-	2,500	2,500
	3,310,500*	689,988*	2,544,521*	3,234,509*
Pension & Public Service				
Urbana-Champaign	260,500	78,545	134,800	213,345
General University	8,000	-	8,000	8,000
	268,500*	78,545*	142,800*	221,345*
Salaries				
Chicago Circle	-	-	4,000	4,000
Medical Center	-	11,500	1,380	12,880
Urbana-Champaign	550,000	-	532,500	532,500
	550,000*	11,500*	537,880*	549,380*
Physical Plant				
Chicago Circle	-	52,400	11,100	63,500
Medical Center	123,000	-	412,800	412,800
Urbana-Champaign	1,650,000	-	1,029,800	1,029,800
	1,773,000*	52,400*	1,453,700*	1,506,100*
Student Aid				
Chicago Circle	-	-	19,100	19,100
Medical Center	30,000	-	-	-
Urbana-Champaign	493,000	-	-	-
	523,000*	-	19,100*	19,100*
Total Institutional	8,185,600	2,825,212	6,056,788	8,882,000

1970-71 BUDGET

TOTAL APPROPRIATIONS
RESTRICTED

	Present Amount	Proposed Amount		
		Salaries & Wages	Expense & Equip.	Total
Administration & General				
Chicago Circle	106,000	137,800	21,000	158,800
Urbana-Champaign	211,000	39,000	181,000	220,000
General University	205,000	95,000	112,000	207,000
	522,000*	271,800*	314,000*	585,800*
Instruction				
Chicago Circle	581,300	409,500	229,000	638,500
Medical Center	3,020,000	1,120,000	1,601,000	2,721,000
Urbana-Champaign	2,391,000	1,601,500	759,500	2,361,000
	5,992,300*	3,131,000*	2,589,500*	5,720,500*
Organized Activities relating to Instruction				
Medical Center	6,960,000	722,000	6,632,000	7,354,000
Urbana-Champaign	1,140,000	315,000	843,000	1,158,000
	8,100,000*	1,037,000*	7,475,000*	8,512,000*
Organized Research				
Chicago Circle	1,128,700	618,800	574,200	1,193,000
Medical Center	4,460,000	1,360,000	2,500,000	3,860,000
Urbana-Champaign	34,029,000	19,960,000	16,682,000	36,642,000
General University	30,000	20,000	10,000	30,000
	39,647,700*	21,958,800*	19,766,200*	41,725,000*
Extension & Public Services				
Chicago Circle	213,500	218,000	64,500	282,500
Medical Center	2,001,000	565,000	1,451,000	2,016,000
Urbana-Champaign	8,181,000	5,115,000	4,209,000	9,324,000
General University	3,186,000	883,000	2,328,000	3,211,000
	13,581,500*	6,781,000*	8,052,500*	14,833,500*
Libraries				
Chicago Circle	53,000	1,600	71,000	72,600
Medical Center	25,000		20,000	20,000
Urbana-Champaign	257,000	97,000	167,000	264,000
	335,000*	98,600*	258,000*	356,600*
Physical Plant				
Chicago Circle	28,600	36,700		36,700
Auxiliary Enterprises				
Chicago Circle	6,041,000	1,671,900	4,970,600	6,642,500
Medical Center	3,166,000	409,000	2,829,000	3,238,000
Urbana-Champaign	24,923,000	6,493,000	20,990,000	27,483,000
	34,130,000*	8,573,900*	28,789,600*	37,363,500*

1970-71 BUDGET

TOTAL APPROPRIATIONS
RESTRICTED (Cont.)

	Present Amount	Proposed Amount		
		Salaries & Wages	Expense & Equip.	Total
Student Aid				
Chicago Circle	485,000		639,000	639,000
Medical Center	270,000		293,000	293,000
Urbana-Champaign	5,601,000		6,062,000	6,062,000
	6,356,000*		6,994,000*	6,994,000*
Total Restricted	<u>108,693,100</u>	<u>41,888,800</u>	<u>74,238,800</u>	<u>116,127,600</u>
TOTAL APPROPRIATIONS	<u>282,740,159</u>	<u>191,620,337</u>	<u>119,564,374</u>	<u>311,184,711</u>

1970-71 BUDGET
CHICAGO CIRCLE
GENERAL

	Present Amount	Proposed Amount		
		Salaries & Wages	Expense & Equip.	Total
Administration & General				
Administrative Offices	5,937,349	4,253,890	2,247,315	6,501,205
Physical Plant	55,815	217,694	4,152	221,846
University Services	186,459	104,919	108,414	213,333
	6,179,623*	4,576,503*	2,359,881*	6,936,384*
Instruction				
Business Administration	1,113,932	1,248,564	83,045	1,331,609
Education	1,359,484	1,423,273	194,920	1,618,193
Engineering	1,748,352	1,804,926	200,150	2,005,076
Art & Architecture	1,360,273	1,363,532	161,665	1,525,197
Graduate College	905,158	529,556	579,598	1,109,154
Liberal Arts & Sciences	10,873,369	11,585,476	1,122,951	12,708,427
Armed Forces	18,930	13,833	7,199	21,032
Social Work	320,400	351,851	19,326	371,177
Summer Quarter	926,500			
Administrative Offices	1,013,988	962,980	348,272	1,311,252
	19,640,386*	19,283,991*	2,717,126*	22,001,117*
Organized Research				
Research in Urban Ed	182,030	162,413	78,550	240,963
Bio Engineering	49,225	41,075	8,900	49,975
Research Board		52,400	15,100	67,500
Survey Research Lab	5,002	5,200	3,150	8,350
Center Urban Studies	249,850	224,501	34,435	258,936
	486,107*	485,589*	140,135*	625,724*
Extension & Public Services				
Administrative Offices	30,000	33,300	2,000	35,300
Extension Div		24,125	2,000	26,125
Univ Services	30,101	32,028	8,856	40,884
	60,101*	89,453*	12,856*	102,309*
Libraries				
Libraries	2,005,720	1,273,796	882,181	2,155,977
Physical Plant				
Physical Plant	5,490,911	4,090,322	2,201,701	6,292,023
Student Aid				
Matching Loan Fund	15,000		30,000	30,000
Graduate College	46,728		59,708	59,708
	61,728*		89,708*	89,708*
Refunds				
Refunds	240,000		437,000	437,000
Total General	34,164,576	29,799,654	8,840,588	38,640,242



1970-71 BUDGET
CHICAGO CIRCLE
INSTITUTIONAL

	Present Amount	Proposed Amount		Total
		Salaries & Wages	Expense & Equip.	
Administration & General				
Administrative Offices				
Contract Res Resv	62,100	61,088	28,912	90,000
Instruction				
Business Administration				
Contract Res Resv		1,100		1,100
Education				
Contract Res Resv		3,155	2,445	5,600
Engineering				
Contract Res Resv			10,200	10,200
Graduate College				
Cost of Educational Allowances	6,000			
Liberal Arts & Sciences				
Cost of Educational Allowances	2,000			
Contract Res Resv		32,282	3,718	36,000
Social Work				
Cost of Educational Allowances	3,500			
Contract Res Resv		500	600	1,100
	11,500*	37,037*	16,963*	54,000*
Organized Research				
Engineering				
Contract Res Resv	15,000			
Graduate College				
Contract Res Resv	58,000			
Liberal Arts & Sciences				
Contract Res Resv	75,000			
Center for Urban Studies				
Contract Res Resv	4,000	2,400	1,000	3,400
	152,000*	2,400*	1,000*	3,400*
Library				
Contract Res Resv			4,000	4,000
Physical Plant				
Contract Res Resv		52,400	11,100	63,500
Student Aid				
Contract Res Resv			19,100	19,100
Total Institutional	225,600	152,925	81,075	234,000

1970-71 BUDGET
CHICAGO CIRCLE
RESTRICTED

	Present Amount	Proposed Amount		
		Salaries & Wages	Expense & Equip.	Total
Administration & General Administrative Offices	106,000	137,800	21,000	158,800
Construction				
Administrative Offices	55,000	21,200	5,000	26,200
Education	43,000	48,000	37,700	85,700
Business Administration	29,000	24,200	1,000	25,200
Engineering	44,000	27,300	35,000	62,300
Art & Architecture	9,000	1,900	2,000	3,900
Graduate College	7,000	4,600		4,600
Liberal Arts & Sciences	294,000	213,300	88,000	301,300
Armed Forces	300		300	300
School of Social Work	100,000	69,000	60,000	129,000
	581,300*	409,500*	229,000*	638,500*
Organized Research				
Administrative Offices		6,000		6,000
Business Administration	54,000	5,400	4,600	10,000
Education	4,000	10,000	15,000	25,000
Engineering	250,000	132,000	109,000	241,000
Graduate College	50,000		65,000	65,000
Liberal Arts & Sciences	752,000	465,400	380,600	846,000
Center for Urban Studies	18,700			
	1,128,700*	618,800*	574,200*	1,193,000*
Extension & Public Service				
Administration & General	100,000	144,000		144,000
Education	113,500	73,000	64,500	137,500
University Extension		1,000		1,000
	213,500*	218,000*	64,500*	282,500*
Libraries				
Libraries	53,000	1,600	71,000	72,600
Physical Plant				
Physical Plant	28,600	36,700		36,700
Auxiliary Enterprises				
Administration & General	1,095,000	102,300	909,000	1,011,300
University Services	4,946,000	1,569,600	4,061,600	5,631,200
	6,041,000*	1,671,900*	4,970,600*	6,642,500*
Student Aid				
Student Aid	485,000		639,000	639,000
Total Restricted	8,637,100	3,094,300	6,569,300	9,663,600
TOTAL CHICAGO CIRCLE	43,027,276	33,046,879	15,490,963	48,537,842

1970-71 BUDGET

MEDICAL CENTER
GENERAL

	Present Amount	Proposed Amount		
		Salaries & Wages	Expense & Equip.	Total
Administration & General				
Administrative Offices	3,661,274	2,313,035	1,846,944	4,159,979
Physical Plant	237,933	233,680	21,491	255,171
University Services	14,802	15,607		15,607
	3,914,009*	2,562,322*	1,868,435*	4,430,757*
Instruction				
Dentistry	1,773,319	1,890,743	77,155	1,967,898
Graduate College	79,255	89,017	6,550	95,567
Medicine	7,277,641	8,326,261	695,808	9,022,069
Nursing	714,719	764,571	64,375	828,946
Pharmacy	1,112,019	1,103,373	157,675	1,261,048
Physical Education	30,635	27,655	4,600	32,255
School of Public Health		106,000	15,000	121,000
Illustration Studios	103,550	118,871	2,450	121,321
Educational Resources	157,020	205,650	433,700	639,350
General	129,115	84,095	152,037	236,132
	11,377,273*	12,716,236*	1,609,350*	14,325,586*
Organized Activities				
Univ Hospital	10,104,052	10,135,306	168,800	10,304,106
Organized Research				
Graduate College	404,946	345,939	364,521	710,460
Medicine	61,350	156,310	48,800	205,110
Tuberculosis Res	139,638	126,765	22,300	149,065
	605,934*	629,014*	435,621*	1,064,635*
Extension & Public Services				
Crippled Children	3,160,845	692,555	2,653,650	3,346,205
Libraries				
Library	355,335	290,684	131,980	422,664
Physical Plant				
Physical Plant	5,260,674	4,282,879	2,213,090	6,495,969
Student Aid				
Matching Loan Fund	48,750		48,750	48,750
Graduate College	40,000		42,500	42,500
	88,750*		91,250*	91,250*
Refunds				
Refunds	13,000		13,000	13,000
Total General	34,879,872	31,308,996	9,185,176	40,494,172



1970-71 BUDGET
MEDICAL CENTER
INSTITUTIONAL

	Present Amount	Proposed Amount		Total
		Salaries & Wages	Expense & Equip.	
Administration & General Administrative Offices Contract Res Resv	290,000	198,063	176,899	374,962
Construction				
Dentistry Contract Res Resv			44,000	44,000
Medicine Contract Res Resv		54,779	205,221	260,000
Nursing Contract Res Resv		7,375	625	8,000
Pharmacy Contract Res Resv		600	12,000	12,600
		62,754*	261,846*	324,600*
Organized Research				
Dentistry Contract Res Resv	20,000			
Graduate Contract Res Resv	230,000	94,168	5,590	99,758
Medicine Contract Res Resv	150,000			
Pharmacy Contract Res Resv	8,000			
	408,000*	94,168*	5,590*	99,758*
Laboratories				
Library Contract Res Resv		11,500	1,380	12,880
Physical Plant				
Physical Plant Contract Res Resv	123,000		412,800	412,800
Student Aid				
Graduate Contract Res Resv	30,000			
Total Institutional	851,000	366,485	858,515	1,225,000

1970-71 BUDGET
MEDICAL CENTER
RESTRICTED

	Present Amount	Proposed Amount		
		Salaries & Wages	Expense & Equip.	Total
struction				
Dentistry	304,000	260,000	130,000	390,000
Graduate College	1,000		1,000	1,000
Medicine	2,440,000	745,000	1,270,000	2,015,000
Nursing	275,000	115,000	200,000	315,000
	3,020,000*	1,120,000*	1,601,000*	2,721,000*
rganized Activities				
elating to Instruction				
Dentistry	229,000	72,000	159,000	231,000
Medicine	228,000	500,000	120,000	620,000
Univ Hospital	6,503,000	150,000	6,353,000	6,503,000
	6,960,000*	722,000*	6,632,000*	7,354,000*
rganized Research				
Dentistry	625,000	310,000	215,000	525,000
Medicine	3,775,000	1,045,000	2,235,000	3,280,000
Pharmacy	60,000	5,000	50,000	55,000
	4,460,000*	1,360,000*	2,500,000*	3,860,000*
ension & Public Services				
Crippled Children	1,650,000	550,000	1,350,000	1,900,000
Dentistry	1,000		1,000	1,000
International Programs	350,000	15,000	100,000	115,000
	2,001,000*	565,000*	1,451,000*	2,016,000*
oraries				
Libraries	25,000		20,000	20,000
xiliary Enterprises				
Administrative Offices	440,000	30,000	410,000	440,000
Auxiliary Enterprises	2,726,000	379,000	2,419,000	2,798,000
	3,166,000*	409,000*	2,829,000*	3,238,000*
udent Aid				
Student Aid	270,000		293,000	293,000
Total Restricted	<u>19,902,000</u>	<u>4,176,000</u>	<u>15,326,000</u>	<u>19,502,000</u>
TOTAL MEDICAL CENTER	<u>55,632,872</u>	<u>35,851,481</u>	<u>25,369,691</u>	<u>61,221,172</u>

1970-71 BUDGET

URBANA-CHAMPAIGN


GENERAL

	Present Amount	Proposed Amount		
		Salaries & Wages	Expense & Equip.	Total
Administration & General				
Administrative Offices	12,385,462	7,178,744	6,207,692	13,386,436
Education	111,035	133,246	23,790	157,036
Physical Education	391,527	420,210	53,369	473,579
Plant & Services	375,133	183,130	305,320	488,450
	13,263,157*	7,915,330*	6,590,171*	14,505,501*
Instruction				
Administrative Offices	556,532	619,891	388,095	1,007,986
Agriculture	2,549,999	2,498,387	253,380	2,751,767
Commerce & Bus Adm	2,537,860	2,672,938	160,630	2,833,568
Education	2,809,074	3,219,871	277,901	3,497,772
Engineering	7,886,646	7,983,694	600,418	8,584,112
Fine & Applied Arts	4,298,852	4,509,232	358,535	4,867,767
Graduate College	1,405,023	1,072,967	433,130	1,506,097
Communications	490,066	495,155	48,266	543,421
Law	846,420	938,228	35,530	973,758
Liberal Arts & Sciences	18,655,218	19,161,345	1,702,870	20,864,215
Physical Education	1,542,695	1,617,652	207,809	1,825,461
Veterinary Medicine	1,446,263	1,461,409	119,900	1,581,309
Armed Forces	52,070	38,178	15,900	54,078
Institute of Aviation	894,196	952,629	39,700	992,329
Social Work	338,795	332,454	39,130	371,584
Summer Session	1,682,000			
International Prog & Studies	35,900	73,995		73,995
Library School	271,590	335,238	14,400	349,638
	48,299,199*	47,983,263*	4,695,594*	52,678,857*
Organized Activities Re- lating to Instruction				
Education	279,265	286,868	19,300	306,168
Fine & Applied Arts	282,414	259,219	48,946	308,165
	561,679*	546,087*	68,246*	614,333*
Organized Research				
Agriculture	4,584,797	4,519,757	440,595	4,960,352
Commerce & Bus Adm	173,775	156,912	25,500	182,412
Education	328,150	363,304	39,850	403,154
Engineering	1,316,373	1,243,356	177,800	1,421,156
Fine & Applied Arts	138,610	136,218	10,370	146,588
Graduate College	950,603	640,114	650,749	1,290,863
Communications	108,760	107,590	5,030	112,620
Liberal Arts & Sciences	88,720	70,140	24,320	94,460
Veterinary Medicine	30,955	49,620	8,700	58,320
Govt & Public Affairs	129,033	126,029	10,720	136,749
Labor & Indust Relations	491,103	495,972	23,530	519,502
Internat'l Programs & Studies	28,200	43,550		43,550
	8,369,079*	7,952,562*	1,417,164*	9,369,726*

1970-71 BUDGET

URBANA-CHAMPAIGN
GENERAL

	Present Amount	Proposed Amount		
		Salaries & Wages	Expense & Equip.	Total
Extension & Public Services				
Administrative Offices	13,200	11,927	1,980	13,907
Agriculture	4,324,336	4,586,320	161,805	4,748,125
Commerce & Bus Adm	69,438	68,263	5,000	73,263
Education	135,475	137,674	5,350	143,024
Fine & Applied Arts	100,050	96,803	7,170	103,973
Communications	497,844	424,242	116,885	541,127
	5,140,343*	5,325,229*	298,190*	5,623,419*
Libraries				
Library	3,785,400	2,967,076	1,068,130	4,035,206
Plant & Services				
Plant & Services	11,232,320	8,888,413	4,708,927	13,597,340
Fine & Applied Arts	365,193	175,900	205,193	381,093
	11,597,513*	9,064,313*	4,914,120*	13,978,433*
Student Aid				
Administrative Offices	111,750		111,750	111,750
Fine & Applied Arts	11,000		11,000	11,000
Graduate College	450,000		450,000	450,000
Law	4,600		4,600	4,600
	577,350*		577,350*	577,350*
Refunds				
Refunds	213,775		287,200	287,200
Total General	<u>91,807,495</u>	<u>81,753,860</u>	<u>19,916,165</u>	<u>101,670,025</u>



1970-71 BUDGET

URBANA-CHAMPAIGN
INSTITUTIONAL

	Present Amount	Proposed Amount		
		Salaries & Wages	Expense & Equip.	Total
Administration & General				
Contract Research Reserve				
Administrative Offices	1,121,500	992,162	185,027	1,177,189
Plant & Services			194,470	194,470
	1,121,500*	992,162*	379,497*	1,371,659*
Instruction				
Contract Research Reserve				
Agriculture		26,927	34,149	61,076
Commerce & Bus Adm			3,500	3,500
Education		59,794	2,859	62,653
Fine & Applied Arts			8,825	8,825
Graduate College	15,000	122,273	38,519	160,792
Liberal Arts & Sciences	10,000	208,747	220,690	429,437
Physical Education		3,422	1,130	4,552
Veterinary Medicine		36,036	8,225	44,261
Institute of Aviation			7,000	7,000
Social Work		1,000	4,600	5,600
Library School		10,100	3,638	13,738
Administrative Offices		70,000	60,000	130,000
	25,000*	538,299*	393,135*	931,434*
Cost of Education Allowances				
Graduate College		59,801	15,610	75,411
Institute of Aviation	4,000			
Social Work	5,000			
	9,000*	59,801*	15,610*	75,411*
	34,000*	598,100*	408,745*	1,006,845*
Organized Activities Relating to Instruction				
Contract Research Reserve				
Agriculture	86,000			
Communications	8,000			
	94,000*			
Organized Research				
Contract Research Reserve				
Commerce & Bus Adm	5,000			
Education	160,000	43,227	16,943	60,170
Engineering	775,000	325,230	330,864	656,094
Fine & Applied Arts	36,000		350	350
Graduate College	1,277,000	127,515	768,585	896,100
Communications		3,348	200	3,548
Liberal Arts & Sciences	400,000	360	4,640	5,000

UNIVERSITY OF ILLINOIS

SCHEDULE H
(cont.)

1970-71 BUDGET

URBANA-CHAMPAIGN
INSTITUTIONAL

	Present Amount	Proposed Amount		
		Salaries & Wages	Expense & Equip.	Total
Physical Education	9,000			
Veterinary Medicine	75,000			
Labor & Indus Relations	5,000			
Library School	6,000			
Administrative Offices		80,000	180,000	260,000
	2,748,000*	579,680*	1,301,582*	1,881,262*
ost of Education Allowances				
Graduate College		13,740	1,233,849	1,247,589
	2,748,000*	593,420*	2,535,431*	3,128,851*
ension & Public Services				
ontract Research Reserve				
Agriculture	175,000	3,120	800	3,920
Education	9,000			
Fine & Applied Arts	5,000	225	2,000	2,225
Liberal Arts & Sciences	20,000			
International Programs	50,500	75,200	132,000	207,200
Administrative Offices	1,000			
	260,500*	78,545*	134,800*	213,345*
aries				
ontract Research Reserve				
Library	550,000		532,500	532,500
nt & Services				
ontract Research Reserve				
Plant & Services	1,650,000		1,029,800	1,029,800
dent Aid				
ontract Research Reserve				
Student Aid	493,000			
Total Institutional	6,951,000	2,262,227	5,020,773	7,283,000

1970-71 BUDGET

URBANA-CHAMPAIGN
RESTRICTED

	Present Amount	Proposed Amount		
		Salaries & Wages	Expense & Equip.	Total
Administration & General				
Administrative Offices	165,000	39,000	131,000	170,000
Commerce & Bus Adm	3,000		3,000	3,000
Education	1,000		1,000	1,000
Engineering	7,000		8,000	8,000
Physical Education	35,000		38,000	38,000
	211,000*	39,000*	181,000*	220,000*
Instruction				
Agriculture	73,500	36,000	35,000	71,000
Commerce & Bus Adm	55,000	49,000	5,500	54,500
Communications	9,000	8,500	2,000	10,500
Education	697,000	435,000	214,000	649,000
Engineering	284,000	157,000	122,000	279,000
Fine & Applied Arts	46,000	27,000	34,000	61,000
Graduate College	60,000	50,000	10,000	60,000
Law	12,500	5,000	8,000	13,000
Liberal Arts & Sciences	896,000	635,000	275,000	910,000
Physical Education	38,000	20,000	18,000	38,000
Veterinary Medicine	60,000	50,000	7,000	57,000
Armed Forces	2,000		2,000	2,000
Institute of Aviation	5,000	5,000	1,000	6,000
Govt & Public Affairs	9,000	1,000	9,000	10,000
Social Work	79,000	72,000	5,000	77,000
Library School	10,000	8,000	2,000	10,000
Administrative Offices	55,000	43,000	10,000	53,000
	2,391,000*	1,601,500*	759,500*	2,361,000*
Organized Activities				
Relating to Instruction				
Agriculture	150,000	48,000	105,000	153,000
Veterinary Medicine	190,000	72,000	123,000	195,000
Institute of Aviation	800,000	195,000	615,000	810,000
	1,140,000*	315,000*	843,000*	1,158,000*
Organized Research				
Agriculture	3,998,000	2,036,000	2,189,000	4,225,000
Commerce & Bus Adm	68,000	38,000	27,000	65,000
Communications	133,000	88,000	39,000	127,000
Education	2,260,000	1,902,000	1,268,000	3,170,000
Engineering	10,023,000	8,279,000	3,274,000	11,553,000
Fine & Applied Arts	148,000	108,000	40,000	148,000
Graduate College	11,012,000	2,630,000	7,547,000	10,177,000
Liberal Arts & Sciences	5,146,500	4,105,000	1,847,500	5,952,500
Physical Education	123,000	89,000	34,500	123,500
Veterinary Medicine	578,000	352,000	203,000	555,000

1970-71 BUDGET
URBANA-CHAMPAIGN
RESTRICTED (Cont.)

	Present Amount	Proposed Amount		
		Salaries & Wages	Expense & Equip.	Total
Organized Research (cont.)				
Institute of Aviation	100,000	60,000	40,000	100,000
Govt & Public Affairs	36,000	18,000	20,000	38,000
Labor & Indust Relations	13,500	1,000	12,000	13,000
Social Work	70,000	45,000	25,000	70,000
International Programs	175,000	110,000	70,000	180,000
Library School	88,000	69,000	21,000	90,000
Administrative Offices	57,000	30,000	25,000	55,000
	34,029,000*	19,960,000*	16,682,000*	36,642,000*
Extension & Public Services				
Agriculture	5,593,000	3,860,000	2,885,000	6,745,000
Commerce & Bus Adm	116,000	31,000	83,000	114,000
Communications	2,000		5,000	5,000
Education	124,000	97,000	34,000	131,000
Engineering	490,000	96,000	414,000	510,000
Fine & Applied Arts	84,000	39,000	47,000	86,000
Graduate College	5,000		5,000	5,000
Law	20,000		20,000	20,000
Liberal Arts & Sciences	56,000	40,000	11,000	51,000
Physical Education	46,000	17,000	31,000	48,000
Veterinary Medicine	9,000	10,000	1,000	11,000
Govt & Public Affairs	19,000	10,000	9,000	19,000
Labor & Indust Relations	8,000	7,000	3,000	10,000
International Programs	1,433,000	780,000	605,000	1,385,000
Library School	36,000	28,000	9,000	37,000
Administrative Offices	140,000	100,000	47,000	147,000
	8,181,000*	5,115,000*	4,209,000*	9,324,000*
Libraries				
Library School	257,000	97,000	167,000	264,000
Auxiliary Enterprises				
Agriculture	85,000	38,000	74,000	112,000
Fine & Applied Arts			20,000	20,000
Liberal Arts & Sciences			22,000	22,000
Plant & Services	22,588,000	6,100,000	18,379,000	24,479,000
Administrative Offices	2,250,000	355,000	2,495,000	2,850,000
	24,923,000*	6,493,000*	20,990,000*	27,483,000*
Student Aid				
Student Aid	5,601,000		6,062,000	6,062,000
Total Restricted	76,733,000	33,620,500	49,893,500	83,514,000
TOTAL URBANA-CHAMPAIGN	175,491,495	117,636,587	74,830,438	192,467,025



1970-71 BUDGET

GENERAL UNIVERSITY
GENERAL

	Present Amount	Proposed Amount		Total
		Salaries & Wages	Expense & Equip.	
Administration & General Administrative Offices	2,533,125	1,983,475	766,837	2,750,312
Organized Research Administrative Offices	105,325	107,660	10,950	118,610
Extension & Public Services Administrative Offices	130,000		130,000	130,000
University Extension	2,039,896	1,754,010	405,570	2,159,580
University Press	201,170	198,670	13,500	212,170
	2,371,066*	1,952,680*	549,070*	2,501,750*
Total General	<u>5,009,516</u>	<u>4,043,815</u>	<u>1,326,857</u>	<u>5,370,672</u>

INSTITUTIONAL

Administration & General Administrative Offices	147,500	43,575	85,925	129,500
Organized Research Administrative Offices	2,500		2,500	2,500
Extension & Public Services University Extension	8,000		8,000	8,000
Total Institutional	<u>158,000</u>	<u>43,575</u>	<u>96,425</u>	<u>140,000</u>

RESTRICTED

Administration & General Administrative Offices	205,000	95,000	112,000	207,000
Organized Research Administrative Offices	30,000	20,000	10,000	30,000
Extension & Public Services University Extension	2,281,000	677,000	1,629,000	2,306,000
University Press	905,000	206,000	699,000	905,000
	3,186,000*	883,000*	2,328,000*	3,211,000*
Total Restricted	<u>3,421,000</u>	<u>998,000</u>	<u>2,450,000</u>	<u>3,448,000</u>
TOTAL GENERAL UNIVERSITY	<u>8,588,516</u>	<u>5,085,390</u>	<u>3,873,282</u>	<u>8,958,672</u>



1970-71 BUDGET
ADMINISTRATIVE OFFICES
CHICAGO CIRCLE

	Present Amount	Proposed Amount		
		Salaries & Wages	Expense & Equip.	Total
<u>General</u>				
<u>Administration & General</u>				
Chicago Ofc of President	48,800	29,940	19,730	49,670
Chancellor	356,420	303,941	66,500	370,441
Nonacademic Salaries	4,209	4,209		4,209
Demographic Studies	19,335	19,055	1,700	20,755
Faculty Senate	14,610	14,834	6,500	21,334
Neighborhood Relations	40,140	29,310	8,200	37,510
Publications	184,460	107,533	82,743	190,276
Dean of Faculties	179,065	180,108	18,475	198,583
Nonacademic Salaries	10,677	10,677		10,677
Commencement	22,000		22,000	22,000
Honors Program	99,460	78,444	25,750	104,194
Administrative Studies	89,860	79,391	14,920	94,311
Space Utilization	121,725	96,391	37,948	134,339
<u>Administrative Data</u>				
Processing	196,730	210,398		210,398
Business Affairs	208,098	88,759	168,605	257,364
Nonacademic Salaries	262	262		262
Accounting	163,575	167,620	10,080	177,700
Bursar	182,905	189,711	16,145	205,856
Purchasing	256,368	248,155	19,158	267,313
Safety Office	29,715	28,655	2,280	30,935
Auditing	61,260	61,170	3,860	65,030
Retirement System	1,063,640		1,187,400	1,187,400
Admissions & Records	992,406	787,838	274,218	1,062,056
Nonacademic Salaries	7,495	7,495		7,495
Legal Counsel	57,750	56,912	5,000	61,912
Personnel Services	262,837	242,556	63,464	306,020
Accident Comp	7,000		12,000	12,000
Public Information	96,715	85,901	16,300	102,201
Student Affairs	86,030	85,175	24,943	110,118
Dean of Men	50,980	47,408	6,900	54,308
Dean of Women	47,725	46,106	5,450	51,556
Counseling Service	442,447	427,440	47,067	474,507
Placement	64,585	63,018	11,619	74,637
Financial Aids	121,230	117,029	25,150	142,179
Foreign Students	38,710	37,216	4,400	41,616
Student Organizations & Activities	49,995	53,003	9,440	62,443
Health Service	239,600	235,033	19,800	254,833
Alumni Relations & Records	18,530	13,197	9,570	22,767
	5,937,349*	4,253,890*	2,247,315*	6,501,205*

Instruction

Chancellor

Educational Assistance


Program	366,084	423,224	22,339	445,563
---------	---------	---------	--------	---------

Instr Resources	492,853	424,160	133,105	557,265
-----------------	---------	---------	---------	---------

General	154,732	113,437	192,828	306,265
---------	---------	---------	---------	---------

Nonacademic Salaries	319	2,159		2,159
----------------------	-----	-------	--	-------

	1,013,988*	962,980*	348,272*	1,311,252*
--	------------	----------	----------	------------



1970-71 BUDGET
ADMINISTRATIVE OFFICES (Cont.)
CHICAGO CIRCLE

	Present Amount	Proposed Amount		
		Salaries & Wages	Expense & Equip.	Total
Organized Research				
Survey Research Lab	5,002	5,200	3,150	8,350
Extension & Public Services				
Vice Chancellor				
Public Affairs	30,000	33,300	2,000	35,300
Student Aid				
Matching Loan Fund	15,000		30,000	30,000
Refunds				
Refunds	240,000		437,000	437,000
Total General	7,241,339	5,255,370	3,067,737	8,323,107
<u>Institutional</u>				
Administration & General				
Contract Res Resv	62,100	61,088	28,912	90,000
Total Institutional	62,100	61,088	28,912	90,000
<u>Restricted</u>				
Administration & General				
Est Private Gifts	20,000	1,000	19,000	20,000
Est US Contracts	85,000	136,800		136,800
Est Revolving	1,000		2,000	2,000
	106,000*	137,800*	21,000*	158,800*
Construction				
Est Private Gifts	10,000		5,000	5,000
Est US Contracts	45,000	21,200		21,200
	55,000*	21,200*	5,000*	26,200*
Organized Research				
Est US Contracts		6,000		6,000
Extension & Public Services				
Est US Contracts	100,000	144,000		144,000
Auxiliary Enterprises				
Est Auxiliary Enterpr	1,095,000	102,300	909,000	1,011,300
Total Restricted	1,356,000	411,300	935,000	1,346,300
TOTAL ADMINISTRATIVE OFFICES	8,659,439	5,727,758	4,031,649	9,759,407



1970-71 BUDGET

COLLEGE OF ENGINEERING
CHICAGO CIRCLE

	Present Amount	Proposed Amount		Total
		Salaries & Wages	Expense & Equip.	
<u>General</u>				
Instruction				
Eng Administration	215,895	217,299	45,430	262,729
Energy Eng	370,889	372,191	42,300	414,491
Information Eng	407,270	447,620	40,295	487,915
Materials Eng	484,091	505,121	42,300	547,421
Systems Eng	270,207	262,695	29,825	292,520
	1,748,352*	1,804,926*	200,150*	2,005,076*
Organized Research				
Bio Engineering	49,225	41,075	8,900	49,975
Total General	1,797,577	1,846,001	209,050	2,055,051
<u>Institutional</u>				
Instruction				
Contract Res Resv			10,200	10,200
Organized Research				
Contract Res Resv	15,000			
Total Institutional	15,000		10,200	10,200
<u>Restricted</u>				
Instruction				
Est Private Gifts	18,000		10,000	10,000
Est US Contracts	26,000	27,300	25,000	52,300
	44,000*	27,300*	35,000*	62,300*
Organized Research				
Est Private Gifts	25,000	2,000	2,000	4,000
Est US Contracts	225,000	130,000	107,000	237,000
	250,000*	132,000*	109,000*	241,000*
Total Restricted	294,000	159,300	144,000	303,300
TOTAL ENGINEERING	2,106,577	2,005,301	363,250	2,368,551

1970-71 BUDGET
COLLEGE OF ARCHITECTURE & ART
CHICAGO CIRCLE

	Present Amount	Proposed Amount		Total
		Salaries & Wages	Expense & Equip.	
<u>General</u>				
Construction				
Arch & Art Admin	210,046	174,749	51,660	226,409
General	30,637	30,637	2,965	33,602
Architecture	481,795	512,180	34,105	546,285
Art	486,995	477,406	61,605	539,011
History of Architecture & Art	150,800	168,560	11,330	179,890
 Total General	<u>1,360,273</u>	<u>1,363,532</u>	<u>161,665</u>	<u>1,525,197</u>
 <u>Restricted</u>				
Construction				
Est Private Gifts	2,000		2,000	2,000
Est US Contracts	7,000	1,900		1,900
 Total Restricted	<u>9,000</u>	<u>1,900</u>	<u>2,000</u>	<u>3,900</u>
 TOTAL ARCHITECTURE & ART	<u>1,369,273</u>	<u>1,365,432</u>	<u>163,665</u>	<u>1,529,097</u>

1970-71 BUDGET
COLLEGE OF EDUCATION
CHICAGO CIRCLE

	Present Amount	Proposed Amount		Total
		Salaries & Wages	Expense & Equip.	
<u>General</u>				
Construction				
Education	688,844	722,950	138,470	861,420
Physical Education	670,640	700,323	56,450	756,773
	1,359,484*	1,423,273*	194,920*	1,618,193*
Organized Research				
Res in Urban Education	182,030	162,413	78,550	240,963
Total General	1,541,514	1,585,686	273,470	1,859,156
<u>Institutional</u>				
Construction				
Contract Res Resv		3,155	2,445	5,600
Total Institutional		3,155	2,445	5,600
<u>Restricted</u>				
Construction				
Est State Contracts		25,300	24,700	50,000
Est US Contracts	43,000	22,700	13,000	35,700
	43,000*	48,000*	37,700*	85,700*
Organized Research				
Est US Contracts	4,000	10,000	15,000	25,000
Extension & Public Services				
Est Private Gifts	27,500		2,500	2,500
Est US Contracts	86,000	73,000	62,000	135,000
	113,500*	73,000*	64,500*	137,500*
Total Restricted	160,500	131,000	117,200	248,200
TOTAL EDUCATION	1,702,014	1,719,841	393,115	2,112,956



1970-71 BUDGET

GRADUATE COLLEGE
CHICAGO CIRCLE

	Present Amount	Proposed Amount		Total
		Salaries & Wages	Expense & Equip.	
<u>General</u>				
Construction				
Grad Administrative Off	136,860	131,347	29,790	161,137
Computer Center	768,298	398,209	549,808	948,017
	905,158*	529,556*	579,598*	1,109,154**
Unid Research				
Research Board		52,400	15,100	67,500
Student Aid				
Grad Fellowships	46,728		59,708	59,708
Total General	951,886	581,956	654,406	1,236,362
<u>Institutional</u>				
Construction				
Cost of Educational Allowances	6,000			
Unid Research				
Contract Res Resv	58,000			
Total Institutional	64,000			
<u>Restricted</u>				
Construction				
Inst US Contracts	7,000	4,600		4,600
Unid Research				
Inst US Contracts	50,000		65,000	65,000
Total Restricted	57,000	4,600	65,000	69,600
TOTAL GRADUATE COLLEGE	1,072,886	586,556	719,406	1,305,962



1970-71 BUDGET
LIBERAL ARTS & SCIENCES
CHICAGO CIRCLE

	Present Amount	Proposed Amount		
		Salaries & Wages	Expense & Equip.	Total
<u>General</u>				
Instruction				
LAS Administrative Off	478,604	438,076	203,514	641,590
Language Lab	59,140	49,967	17,847	67,814
Criminal Justice	145,360	155,969	13,000	168,969
Behavioral Science				
Facility	8,040	15,380	7,536	22,916
General	58,911	48,031	10,000	58,031
Nonacademic Salaries	3,343	3,343		3,343
Anthropology	171,980	189,446	15,071	204,517
Biological Sciences	988,217	935,299	165,205	1,100,504
Chemistry	1,060,065	981,028	225,945	1,206,973
Classics	83,300	97,481	3,250	100,731
English	1,378,732	1,551,636	31,482	1,583,118
French	309,305	349,113	7,150	356,263
Geography	214,230	244,594	10,280	254,874
Geological Sciences	241,649	236,033	33,820	269,853
German	315,951	345,522	9,611	355,133
History	688,685	771,735	29,820	801,555
Mathematics	1,270,683	1,459,912	35,975	1,495,887
Philosophy	385,010	427,281	15,440	442,721
Music	112,820	119,787	19,075	138,862
Physics	814,727	810,112	131,750	941,862
Political Science	337,365	431,685	11,630	443,315
Psychology	531,289	574,382	42,755	617,137
Slavic Languages	102,300	133,665	3,550	137,215
Sociology	451,420	480,274	34,195	514,469
Spanish	352,313	392,176	11,200	403,376
Speech & Theater	309,885	343,549	33,850	377,399
Total General	10,873,369	11,585,476	1,122,951	12,708,427

Institutional

Instruction

Cost of Educational Allowances	2,000			
Contract Res Resv		32,282	3,718	36,000
	2,000*	32,282*	3,718*	36,000*
Organized Research				
Contract Res Resv	75,000			
Total Institutional	77,000	32,282	3,718	36,000



UNIVERSITY OF ILLINOIS

1970-71 BUDGET
LIBERAL ARTS & SCIENCES (Cont.)
CHICAGO CIRCLE

	Present Amount	Proposed Amount		Total
		Salaries & Wages	Expense & Equip.	
<u>Restricted</u>				
Instruction				
Est Revolving	1,000		1,000	1,000
Est Private Gifts	3,000		3,000	3,000
Est US Contracts	290,000	213,300	84,000	297,300
	294,000*	213,300*	88,000*	301,300*
Organized Research				
Est Private Gifts	52,000	36,400	15,600	52,000
Est US Contracts	700,000	429,000	365,000	794,000
	752,000*	465,400*	380,600*	846,000*
 Total Restricted	 <u>1,046,000</u>	 <u>678,700</u>	 <u>468,600</u>	 <u>1,147,300</u>
 TOTAL LIBERAL ARTS & SCIENCES	 <u>11,996,369</u>	 <u>12,296,458</u>	 <u>1,595,269</u>	 <u>13,891,727</u>



1970-71 BUDGET

OTHER UNITS
CHICAGO CIRCLE

	Present Amount	Proposed Amount		Total
		Salaries & Wages	Expense & Equip.	
<u>General</u>				
Construction				
Business Administration	1,113,932	1,248,564	83,045	1,331,609
Armed Forces	18,930	13,833	7,199	21,032
Jane Addams Graduate				
School Social Work	320,400	351,851	19,326	371,177
Summer Quarter	926,500			
	2,379,762*	1,614,248*	109,570*	1,723,818*
Organized Research				
Center Urban Studies	249,850	224,501	34,435	258,936
Extension & Public Services				
Extension Division		24,125	2,000	26,125
Libraries				
Library	2,005,473	1,273,549	882,181	2,155,730
Nonacademic Salaries	247	247		247
	2,005,720*	1,273,796*	882,181*	2,155,977*
Total General	<u>4,635,332</u>	<u>3,136,670</u>	<u>1,028,186</u>	<u>4,164,856</u>

Institutional

Business Administration				
Construction				
Contract Res Resv		1,100		1,100
Jane Addams Graduate				
School Social Work				
Construction				
Cost of Educational				
Allowances	3,500			
Contract Res Resv		500	600	1,100
	3,500*	500*	600*	1,100*
Center Urban Studies				
Organized Research				
Contract Res Resv	4,000	2,400	1,000	3,400
Libraries				
Contract Res Resv			4,000	4,000
Student Aid				
Contract Res Resv			19,100	19,100
Total Institutional	<u>7,500</u>	<u>4,000</u>	<u>24,700</u>	<u>28,700</u>



1970-71 BUDGET
OTHER UNITS (Cont.)
CHICAGO CIRCLE


	Present Amount	Proposed Amount		
		Salaries & Wages	Expense & Equip.	Total
<u>Restricted</u>				
Business Administration				
Instruction				
Est Private Gifts	3,000	1,000	1,000	2,000
Est US Contracts	26,000	23,200		23,200
	29,000*	24,200*	1,000*	25,200*
Organized Research				
Est US Contracts	54,000	5,400	4,600	10,000
Center Urban Studies				
Organized Research				
Est Private Gifts	1,100			
Est US Contracts	17,600			
	18,700*			
School of Social Work				
Instruction				
Est US Contracts	85,000	64,000	55,000	119,000
Est State Contracts	15,000	5,000	5,000	10,000
	100,000*	69,000*	60,000*	129,000*
Armed Forces				
Instruction				
Est Revolving	300		300	300
University Extension				
Extension & Public Services				
Est US Contracts		1,000		1,000
Student Aid				
Est Private Gifts	60,000		20,000	20,000
Est US Contracts	404,000		589,000	589,000
Est State Contracts	21,000		20,000	20,000
Est Endowment Income			10,000	10,000
	485,000*		639,000*	639,000*
Libraries				
Est Private Gifts	34,000		25,000	25,000
Est US Contracts	19,000	1,600	46,000	47,600
	53,000*	1,600*	71,000*	72,600*
 Total Restricted	 740,000	 101,200	 775,900	 877,100
 TOTAL OTHER UNITS	 5,382,832	 3,241,870	 1,828,786	 5,070,656



UNIVERSITY OF ILLINOIS

1970-71 BUDGET
PHYSICAL PLANT
CHICAGO CIRCLE

	Present Amount	Proposed Amount		
		Salaries & Wages	Expense & Equip.	Total
<u>General</u>				
Administration & General				
Planning		153,320	3,082	156,402
Mail Service	55,815	64,374	1,070	65,444
	55,815*	217,694*	4,152*	221,846*
<u>Physical Plant</u>				
PP Administrative Off	399,834	282,493	111,900	394,393
Building Operation	1,078,841	1,015,027	93,460	1,108,487
Fire Prevention & Safety	31,031	29,537	4,050	33,587
Police & Watchmen	576,380	646,428	70,644	717,072
Building Maintenance	1,162,678	895,476	286,942	1,182,418
Grounds Maintenance	229,391	233,980	46,760	280,740
Trucks & Cars	138,205	103,475	59,500	162,975
Heat Light & Power	1,862,215	668,696	1,410,740	2,079,436
Prevailing Wage Rate	12,336	215,210		215,210
Rehabilitation & Alterations			117,705	117,705
	5,490,911*	4,090,322*	2,201,701*	6,292,023*
Total General	5,546,726	4,308,016	2,205,853	6,513,869
<u>Institutional</u>				
Physical Plant				
Contract Res Resv		52,400	11,100	63,500
Total Institutional		52,400	11,100	63,500
<u>Restricted</u>				
Physical Plant				
Est US Contracts	20,000	36,700		36,700
Est Private Gifts	8,600			
	28,600*	36,700*		36,700*
Total Restricted	28,600	36,700		36,700
TOTAL PHYSICAL PLANT	5,575,326	4,397,116	2,216,953	6,614,069




UNIVERSITY OF ILLINOIS

1970-71 BUDGET

UNIVERSITY SERVICES
CHICAGO CIRCLE

	Present Amount	Proposed Amount		Total
		Salaries & Wages	Expense & Equip.	
<u>General</u>				
Administration & General				
Administrative Offices	114,199	104,919	27,442	132,361
Parking O & M			6,600	6,600
Use of Facilities	51,500		51,500	51,500
Fee Exemptions	20,760		22,872	22,872
	186,459*	104,919*	108,414*	213,333*
<u>Extension & Public Services</u>				
Hull House	30,101	32,028	8,856	40,884
Total General	<u>216,560</u>	<u>136,947</u>	<u>117,270</u>	<u>254,217</u>
<u>Restricted</u>				
Auxiliary Enterprises				
Est Union Bldg	4,946,000	1,569,600	4,061,600	5,631,200
Total Restricted	<u>4,946,000</u>	<u>1,569,600</u>	<u>4,061,600</u>	<u>5,631,200</u>
TOTAL UNIVERSITY SERVICES	<u>5,162,560</u>	<u>1,706,547</u>	<u>4,178,870</u>	<u>5,885,417</u>



UNIVERSITY OF ILLINOIS


1970-71 BUDGET
ADMINISTRATIVE OFFICES
MEDICAL CENTER

	Present Amount	Proposed Amount		
		Salaries & Wages	Expense & Equip.	Total
<u>General</u>				
Administration & General				
Chancellor	106,750	104,422	12,500	116,922
General Expenses	21,200		21,200	21,200
Vice Chancellor	56,400	55,428	3,500	58,928
Community Health Program	18,150	19,800		19,800
Safety Office	20,620	19,564	2,000	21,564
Administrative Studies	55,260	72,851		72,851
Space Utilization	53,345	48,734	8,000	56,734
Admin Data Processing	253,080	241,981	53,500	295,481
Business Affairs	174,818	114,670	83,450	198,120
Accounting	181,550	214,808		214,808
Bursar	71,670	107,308		107,308
Purchasing	164,983	187,314		187,314
Insurance	16,750	17,107		17,107
Auditing	71,840	84,800	2,210	87,010
Retirement System	1,328,495		1,471,723	1,471,723
Admissions & Records	186,960	227,904	29,020	256,924
Legal Counsel	30,610	30,278	2,400	32,678
Personnel Services	351,863	321,660	63,471	385,131
Accident Comp	22,965	15,100	13,000	28,100
Public Information	137,610	112,000	42,700	154,700
Student Affairs	119,755	114,689	10,800	125,489
Health Service	183,410	182,851	12,120	194,971
Alumni Relations & Records	33,190	19,766	15,350	35,116
	3,661,274*	2,313,035*	1,846,944*	4,159,979*
<u>Construction</u>				
Chancellor General	116,120	65,011	152,037	217,048
Educational Resources	157,020	205,650	433,700	639,350
Nonacademic Balances	12,995	19,084		19,084
	286,135*	289,745*	585,737*	875,482*
<u>Student Aid</u>				
Matching Loan Fund	48,750		48,750	48,750
<u>Funds</u>				
Refunds	13,000		13,000	13,000
Total General	4,009,159	2,602,780	2,494,431	5,097,211
<u>Institutional</u>				
Administrative & General				
Administrative Offices				
Contract Res Resv	290,000	198,063	176,899	374,962
Total Institutional	290,000	198,063	176,899	374,962



1970-71 BUDGET
 ADMINISTRATIVE OFFICES (Cont.)
 MEDICAL CENTER

	Present Amount	Proposed Amount		Total
		Salaries & Wages	Expense & Equip.	
<u>Restricted</u>				
Auxiliary Enterprises				
Administrative Offices	440,000	30,000	410,000	440,000
<hr/>				
Total Restricted	440,000	30,000	410,000	440,000
<hr/>				
Total Administrative Offices	<u>4,739,159</u>	<u>2,830,843</u>	<u>3,081,330</u>	<u>5,912,173</u>



1970-71 BUDGET

DIVISION OF SERVICES FOR CRIPPLED CHILDREN
MEDICAL CENTER

	Present Amount	Proposed Amount		Total
		Salaries & Wages	Expense & Equip.	
<u>General</u>				
Extension & Public Services				
Div Services for Crippled Children	3,160,845	692,555	2,653,650	3,346,205
Total General	<u>3,160,845</u>	<u>692,555</u>	<u>2,653,650</u>	<u>3,346,205</u>
<u>Restricted</u>				
Extension & Public Services				
Fed Crippled Children	1,600,000	550,000	1,300,000	1,850,000
Est Private Gifts	50,000		50,000	50,000
Total Restricted	<u>1,650,000</u>	<u>550,000</u>	<u>1,350,000</u>	<u>1,900,000</u>
TOTAL CRIPPLED CHILDREN	<u>4,810,845</u>	<u>1,242,555</u>	<u>4,003,650</u>	<u>5,246,205</u>

1970-71 BUDGET
 COLLEGE OF DENTISTRY
 MEDICAL CENTER


	Present Amount	Proposed Amount		
		Salaries & Wages	Expense & Equip.	Total
<u>General</u>				
<u>Instruction</u>				
Dent Administration	131,060	104,590	35,030	139,620
Postgrad & Teacher Ed	51,800	54,900		54,900
Dental Clinics	96,079	97,969	5,000	102,969
Cranio-Facial Anomalies	5,850	26,500		26,500
General	12,300		12,300	12,300
Endodontics	94,470	101,050		101,050
Fixed Partial				
Prosthodontics	97,370	106,800		106,800
Histology	124,375	123,760	8,900	132,660
Operative Dentistry	145,232	151,167		151,167
Oral Anatomy	101,740	119,400	4,800	124,200
Oral Diagnosis	155,675	175,399		175,399
Oral Pathology	119,190	136,065	11,125	147,190
Oral Surgery	107,540	130,742		130,742
Orthodontics	79,793	84,733		84,733
Pedodontics	101,985	107,425		107,425
Periodontics	84,050	89,200		89,200
Prosthodontics	165,720	175,350		175,350
Dent Radiology	99,090	105,693		105,693
 Total General	 <u>1,773,319</u>	 <u>1,890,743</u>	 <u>77,155</u>	 <u>1,967,898</u>
 <u>Institutional</u>				
<u>Instruction</u>				
Dentistry				
Contract Res Resv			44,000	44,000
 Organized Research				
Contract Res Resv	20,000			
 Total Institutional	 <u>20,000</u>		<u>44,000</u>	<u>44,000</u>



1970-71 BUDGET

COLLEGE OF DENTISTRY (Cont.)
MEDICAL CENTER

	Present Amount	Proposed Amount		Total
		Salaries & Wages	Expense & Equip.	
<u>Restricted</u>				
Instruction				
Est Private Gifts	4,000		5,000	5,000
Est US Contracts	300,000	260,000	125,000	385,000
	304,000*	260,000*	130,000*	390,000*
Organized Activities Relating to Instruction				
Est Revolving	190,000	50,000	140,000	190,000
Est US Contracts	39,000	22,000	19,000	41,000
	229,000*	72,000*	159,000*	231,000*
Organized Research				
Est Private Gifts	25,000	10,000	15,000	25,000
Est US Contracts	600,000	300,000	200,000	500,000
	625,000*	310,000*	215,000*	525,000*
Extension & Public Services				
Est Revolving	1,000		1,000	1,000
Total Restricted	<u>1,159,000</u>	<u>642,000</u>	<u>505,000</u>	<u>1,147,000</u>
TOTAL DENTISTRY	<u>2,952,319</u>	<u>2,532,743</u>	<u>626,155</u>	<u>3,158,898</u>



UNIVERSITY OF ILLINOIS

1970-71 BUDGET

GRADUATE COLLEGE
MEDICAL CENTER

	Present Amount	Proposed Amount		Total
		Salaries & Wages	Expense & Equip.	
<u>General</u>				
Instruction				
Grad Administrative Off	79,255	89,017	6,550	95,567
Organized Research				
Research Resources Lab	263,466	207,146	206,610	413,756
Medical Research Lab	121,480	138,793	1,700	140,493
Special Research	20,000		156,211	156,211
	404,946*	345,939*	364,521*	710,460*
Student Aid				
Grad Fellowships	40,000		42,500	42,500
Total General	524,201	434,956	413,571	848,527
<u>Institutional</u>				
Organized Research				
Contract Res Resv	230,000	94,168	5,590	99,758
Student Aid				
Contract Res Resv	30,000			
Total Institutional	260,000	94,168	5,590	99,758
<u>Restricted</u>				
Instruction				
Est Revolving	1,000		1,000	1,000
Total Restricted	1,000		1,000	1,000
TOTAL GRADUATE COLLEGE	785,201	529,124	420,161	949,285



1970-71 BUDGET

COLLEGE OF MEDICINE
MEDICAL CENTER

	Present Amount	Proposed Amount		
		Salaries & Wages	Expense & Equip.	Total
<u>General</u>				
<u>Instruction</u>				
Administrative Off				
Executive Dean	269,385	204,357	76,000	280,357
Ctr for Genetics	43,520	36,880	7,000	43,880
Independent Study	27,335	30,900	5,200	36,100
General	15,000		15,000	15,000
Postgraduate	1,015	225	800	1,025
Presbyterian-St. Lukes's Hospital	60,775		60,775	60,775
	417,030*	272,362*	164,775*	437,137*
Sch Basic Medical Sciences				
Dean's Office		37,700	10,000	47,700
General	4,100		4,100	4,100
Anatomy	367,487	398,245	28,200	426,445
Biological Chemistry	360,607	357,134	29,300	386,434
Microbiology	363,342	405,583	17,500	423,083
Pharmacology	267,755	291,889	23,770	315,659
Physiology	383,760	384,917	28,780	413,697
	1,747,051*	1,875,468*	141,650*	2,017,118*
Abraham Lincoln Sch Med				
Dean's Office	54,800	103,092	22,760	125,852
General	10,700		10,700	10,700
Dermatology	150,747	151,686	7,870	159,556
Family Practice		156,000	15,000	171,000
Medical Social Work	298,890	309,437	8,900	318,337
Medicine	605,654	697,823	34,611	732,434
Neurological Surgery	130,990	178,375	10,250	188,625
Neurology	67,850	122,228	10,250	132,478
Obstetrics & Gynecology	160,800	187,190	10,500	197,690
Ophthalmology	215,430	266,890	15,600	282,490
Orthopaedic Surgery	157,910	152,663	114,400	167,063
Otolaryngology	259,160	263,002	11,000	274,002
Pathology	455,320	492,288	14,250	506,538
Pediatrics	292,947	323,039	23,383	346,422
Physical Med & Rehab	88,233	102,401	2,700	105,101
Preventive Medicine & Community Health	218,724	220,605	11,439	232,044
Psychiatry	504,370	530,151	30,885	561,036
Radiology	331,600	360,325	9,350	369,675
Surgery	544,280	577,133	29,135	606,268
	4,548,405*	5,194,328*	292,983*	5,487,311*
Chicago Medical Hospital Group				
	43,000	187,180	32,000	219,180
Peoria Sch Medicine				
	55,000	194,530	13,500	208,030
Rockford Sch Medicine				
	10,000	149,530	13,500	163,030

UNIVERSITY OF ILLINOIS

1970-71 BUDGET

COLLEGE OF MEDICINE (Cont.)
MEDICAL CENTER

	Present Amount	Proposed Amount		Total
		Salaries & Wages	Expense & Equip.	
<u>General</u> (Continued)				
Sch Associated Med Sci				
Dean's Office	53,930	49,860	7,550	57,410
Medical Art	55,350	53,272	5,500	58,772
Medical Dietetics	42,940	42,690	3,000	45,690
Occupational Therapy	176,525	176,182	11,900	188,082
Med Records Admin	39,220	42,669	2,450	45,119
Medical Technology	89,190	88,190	7,000	95,190
	457,155*	452,863*	37,400*	490,263*
Total Instruction	7,277,641*	8,326,261*	695,808*	9,022,069*
Organized Research				
Ctr Educational Development	61,350	156,310	48,800	205,110
Total General	<u>7,338,991</u>	<u>8,482,571</u>	<u>744,608</u>	<u>9,227,179</u>
<u>Institutional</u>				
Instruction				
Contract Res Resv		54,779	195,221	250,000
Organized Research				
Contract Res Resv	150,000		10,000	10,000
Total Institutional	<u>150,000</u>	<u>54,779</u>	<u>205,221</u>	<u>260,000</u>
<u>Restricted</u>				
Instruction				
Est Revolving	20,000		20,000	20,000
Est Endowment Income	5,000		5,000	5,000
Est Private Gifts	75,000	20,000	30,000	50,000
Est US Contracts	2,300,000	700,000	1,200,000	1,900,000
Est State Contracts	40,000	25,000	15,000	40,000
	2,440,000*	745,000*	1,270,000*	2,015,000*
Organized Activities				
Est State Contracts	50,000	100,000	20,000	120,000
Med Service Fund	178,000	400,000	100,000	500,000
	228,000*	500,000*	120,000*	620,000*



1970-71 BUDGET
 COLLEGE OF MEDICINE (Cont.)
 MEDICAL CENTER

	Present Amount	Proposed Amount		
		Salaries & Wages	Expense & Equip.	Total
<u>Restricted (Continued)</u>				
Organized Research				
Est Endowment Income	5,000		5,000	5,000
Est Private Gifts	525,000	225,000	300,000	525,000
Est US Contracts	3,000,000	750,000	1,750,000	2,500,000
Est State Contracts	245,000	70,000	180,000	250,000
	3,775,000*	1,045,000*	2,235,000*	3,280,000*
 Total Restricted	 6,443,000	 2,290,000	 3,625,000	 5,915,000
 TOTAL MEDICINE	 13,931,991	 10,827,350	 4,574,829	 15,402,179

1970-71 BUDGET
 COLLEGE OF NURSING
 MEDICAL CENTER

	Present Amount	Proposed Amount		Total
		Salaries & Wages	Expense & Equip.	
<u>General</u>				
Instruction				
Nursing	714,719	764,571	64,375	828,946
Total General	<u>714,719</u>	<u>764,571</u>	<u>64,375</u>	<u>828,946</u>
<u>Institutional</u>				
Instruction				
Contract Res Resv		7,375	625	8,000
Total Institutional		<u>7,375</u>	<u>625</u>	<u>8,000</u>
<u>Restricted</u>				
Instruction				
Est US Contracts	255,000	90,000	190,000	280,000
Est State Contracts	20,000	25,000	10,000	35,000
Total Restricted	<u>275,000</u>	<u>115,000</u>	<u>200,000</u>	<u>315,000</u>
TOTAL NURSING	<u>989,719</u>	<u>886,946</u>	<u>265,000</u>	<u>1,151,946</u>

1970-71 BUDGET

COLLEGE OF PHARMACY
MEDICAL CENTER

	Present Amount	Proposed Amount		Total
		Salaries & Wages	Expense & Equip.	
<u>General</u>				
Instruction				
Pharm Administrative Off	227,800	192,667	61,600	254,267
General	5,800		5,800	5,800
Chemistry	353,791	353,723	31,500	385,223
Pharmacognosy & Pharmacology	305,357	333,192	39,025	372,217
Pharmacy	219,271	223,791	19,750	243,541
Total General	<u>1,112,019</u>	<u>1,103,373</u>	<u>157,675</u>	<u>1,261,048</u>
<u>Institutional</u>				
Instruction				
Contract Res Resv		600	12,000	12,600
Organized Research				
Contract Res Resv	8,000			
Total Institutional	<u>8,000</u>	<u>600</u>	<u>12,000</u>	<u>12,600</u>
<u>Restricted</u>				
Instruction				
Organized Research				
Est US Contracts	60,000	5,000	45,000	50,000
Est Private Gifts			5,000	5,000
Total Restricted	<u>60,000</u>	<u>5,000</u>	<u>50,000</u>	<u>55,000</u>
TOTAL PHARMACY	<u>1,180,019</u>	<u>1,108,973</u>	<u>219,675</u>	<u>1,328,648</u>

1970-71 BUDGET

UNIVERSITY OF ILLINOIS HOSPITAL
MEDICAL CENTER

	Present Amount	Proposed Amount		
		Salaries & Wages	Expense & Equip.	Total
<u>General</u>				
Organized Activities				
Relating to Instruction				
Hosp Admin	485,748	785,970	100,000	885,970
Eye & Ear Infirmary Gen	1,098,471	361,073	3,865	364,938
Eye & Ear Patient				
Accounting	95,154	98,671		98,671
Admissions & Clinics Admin	236,320	267,330		267,330
Eye & ETN Clinics	1,950	6,985	2,037	9,022
Anesthesiology	121,060	134,374		134,374
Eye & Ear Infirmary		10,668		10,668
Food Service Management	549,477	559,558		559,558
Eye & Ear Infirmary	99,886	125,538		125,538
Inpatient Units - Eye & Ear				
Infirmary	9,350		9,765	9,765
Laboratory	640,059	707,634		707,634
Neurology	35,480	39,679		39,679
Medical Records	225,805	242,107		242,107
Medicine	78,014	87,962		87,962
Nursing General	4,433,662	4,590,968		4,590,968
Central Service	117,938	123,836		123,836
Clinics	405,556	425,066		425,066
Emerg Service	149,526	175,924		175,924
Oper & Recovery Rooms	592,602	602,745		602,745
Eye & Ear Infirmary	13,644	11,206	3,133	14,339
Hospital Residence	14,565	15,141		15,141
Nutrition	75,490	82,367		82,367
Orthopaedic Brace Shop	11,184	11,184		11,184
Pediatrics	53,000	56,461		56,461
Phys Med & Rehab	149,900	162,493		162,493
Radiology	399,571	438,561		438,561
Ward Equipment	10,640	11,805	50,000	61,805
Total General	10,104,052	10,135,306	168,800	10,304,106

<u>Restricted</u>				
Organized Activities				
Relating to Instruction				
Est Revolving	6,500,000	150,000	6,350,000	6,500,000
Est Private Gifts	3,000		3,000	3,000
Total Restricted	6,503,000	150,000	6,353,000	6,503,000

TOTAL UNIVERSITY OF ILLINOIS HOSPITAL	16,607,052	10,285,306	6,521,800	16,807,106
--	-------------------	-------------------	------------------	-------------------



1970-71 BUDGET

OTHER ACADEMIC UNITS
MEDICAL CENTER

	Present Amount	Proposed Amount		Total
		Salaries & Wages	Expense & Equip.	
<u>General</u>				
Instruction				
School of Public Health		106,000	15,000	121,000
Physical Ed for Men	30,635	27,655	4,600	32,255
Illustration Studios	103,550	118,871	2,450	121,321
	134,185*	252,526*	22,050*	274,576*
Organized Research				
Tuberculosis Res	139,638	126,765	22,300	149,065
Libraries				
Library	355,335	290,684	131,980	422,664
Total General	<u>629,158</u>	<u>669,975</u>	<u>176,330</u>	<u>846,305</u>
<u>Institutional</u>				
Library				
Contract Res Resv		11,500	1,380	12,880
Total Institutional		<u>11,500</u>	<u>1,380</u>	<u>12,880</u>
<u>Restricted</u>				
Extension & Public Services				
AID Program				
Est US Contracts	350,000	15,000	100,000	115,000
Student Aid - All Areas				
Med Ctr				
Est Endowment Income	5,000		8,000	8,000
Est Private Gifts	15,000		15,000	15,000
Est US Contracts	250,000		270,000	270,000
	270,000*		293,000*	293,000*
Libraries				
Est US Contracts	25,000		20,000	20,000
Total Restricted	<u>645,000</u>	<u>15,000</u>	<u>413,000</u>	<u>428,000</u>
TOTAL OTHER ACADEMIC UNITS	<u>1,274,158</u>	<u>696,475</u>	<u>590,710</u>	<u>1,287,185</u>




UNIVERSITY OF ILLINOIS

1970-71 BUDGET

PHYSICAL PLANT
MEDICAL CENTER

	Present Amount	Proposed Amount		Total
		Salaries & Wages	Expense & Equip.	
<u>General</u>				
Administration & General				
Planning & Construction	138,595	124,587	20,350	144,937
Mail Service	47,126	49,881	1,141	51,022
Union Building	52,212		59,212	59,212
	237,933*	174,468*	80,703*	255,171*
<u>Physical Plant</u>				
PP Administrative	30,620	176,471	5,575	182,046
Building Operation	1,296,260	1,373,835	114,872	1,488,707
Fire Protection & Safety	16,145	16,471	1,804	18,275
Police & Watchmen	366,060	500,981	72,298	573,279
Building Maintenance	990,360	1,082,727	191,247	1,273,974
Grounds Maintenance	131,770	122,577	14,478	137,055
Trucks and Cars	91,788	68,569	26,000	94,569
Heat Light & Power	1,376,294	672,032	660,207	1,332,239
Med Ctr Steam Plant	414,720		414,720	414,720
O & M For Additions		133,600	106,100	239,700
Prevailing Rate Unassigned	80	194,828		194,828
Rehabilitation & Alterations	546,577		546,577	546,577
	5,260,674*	4,342,091*	2,153,878*	6,495,969*
 Total General	 5,498,607	 4,516,559	 2,234,581	 6,751,140
<u>Institutional</u>				
Physical Plant				
Contract Res Resv	123,000		412,800	412,800
 Total Institutional	 123,000		 412,800	 412,800
 TOTAL PHYSICAL PLANT	 5,621,607	 4,516,559	 2,647,381	 7,163,940



1970-71 BUDGET

UNIVERSITY SERVICES
MEDICAL CENTER

	Present Amount	Proposed Amount		Total
		Salaries & Wages	Expense & Equip.	
<u>General</u>				
Administration & General University Services	14,802	15,607		15,607
Total General	<u>14,802</u>	<u>15,607</u>		<u>15,607</u>
<u>Restricted</u>				
Auxiliary Enterprises				
Debt Service			469,000	469,000
Est Housing	664,000	162,000	850,000	1,012,000
Est Union Bldg	1,044,000	205,000	1,010,000	1,215,000
Est Other Auxiliary	1,018,000	12,000	90,000	102,000
Total Restricted	<u>2,726,000</u>	<u>379,000</u>	<u>2,419,000</u>	<u>2,798,000</u>
TOTAL UNIVERSITY SERVICES	<u>2,740,802</u>	<u>394,607</u>	<u>2,419,000</u>	<u>2,813,607</u>







UNIVERSITY OF ILLINOIS

1970-71 BUDGET

ADMINISTRATIVE OFFICES
URBANA-CHAMPAIGN

	Present Amount	Proposed Amount		Total
		Salaries & Wages	Expense & Equip.	
General				
Administration & General				
Chancellor	466,800	465,338	37,130	502,468
Publications	153,700	24,500	129,200	153,700
Ten Year Planning Program			15,000	15,000
Affirm Action For Equal				
Opport Ofc	41,400	47,376	8,120	55,496
Commencement	27,000		27,000	27,000
General Lectures	10,000		10,000	10,000
Honors Program	112,539	93,575	25,320	118,895
Safety Coordinator	34,050	32,916	5,819	38,735
Psychological & Counseling				
Ctr	433,895	424,943	38,720	463,663
Public Functions	8,600		8,600	8,600
Administrative Studies	140,140	119,582	27,590	147,172
Space Utilization	171,380	139,118	42,520	181,638
Admin Data Processing	402,911	373,638	60,800	434,438
Business Affairs	86,575	89,310	6,735	96,045
Accounting	436,382	367,232	98,010	465,242
Bursar	460,056	435,583	83,660	519,243
Purchasing	441,128	407,191	88,960	496,151
Insurance	29,350	30,133	500	30,633
Auditing	193,270	185,618	7,880	193,498
Retirement System	4,266,950		4,552,200	4,552,200
Agricultural Premium Fund	77,040		83,500	83,500
Death Benefits	7,015	2,603	2,000	4,603
Admissions & Records	1,387,931	1,193,869	341,340	1,535,209
Legal Counsel	101,792	102,328	3,750	106,078
Personnel Services	314,740	302,749	38,570	341,319
Disability Benefits	2,000	2,000		2,000
Accident Comp	71,640	12,917	80,800	93,717
Public Information	120,980	102,824	25,600	128,424
Dean of Students	170,480	158,221	26,500	184,721
General	35,665	28,365	6,100	34,465
Programs & Services	146,925	135,832	25,700	161,532
Personnel	192,435	183,592	20,000	203,592
Housing Division	68,780	63,801	19,000	82,801
Student Services - SEOP	163,908	133,001	88,528	221,529
Placement Office	65,540	61,516	8,700	70,216
Office of Discipline	43,360	42,555	6,150	48,705
Financial Aids	202,110	225,940	15,000	240,940
Foreign Student Affairs	57,290	52,836	8,000	60,836
Health Service	1,069,815	1,017,598	74,400	1,091,998
Alumni Relations & Records	169,890	120,144	60,290	180,434
	12,385,462*	7,178,744*	6,207,692*	13,386,436*



1970-71 BUDGET

ADMINISTRATIVE OFFICES (Cont.)
URBANA-CHAMPAIGN

	Present Amount	Proposed Amount		Total
		Salaries & Wages	Expense & Equip.	
Construction				
Chancellor				
General	291,648	366,627	146,950	513,577
Medical Teaching Program	64,220	84,308	17,495	101,803
Summer Session Admin		24,582	6,000	30,582
Morrill-Nelson Offset	-439,618	-439,618		-439,618
Afro-American Study Comm	43,730	114,216	19,000	133,216
Instructional Resources	554,032	427,256	198,650	625,906
Nonacademic Balances	42,520	42,520		42,520
	556,532*	619,891*	388,095*	1,007,986*
Extension and Public Services				
Comm Allerton Park	13,200	11,927	1,980	13,907
Student Aid				
Business Affairs				
Matching Loan Fund	111,750		111,750	111,750
Miscellaneous				
Business Affairs				
Refunds Tuition	213,775		287,200	287,200
Total General	13,280,719	7,810,562	6,996,717	14,807,279
<u>Institutional</u>				
Administration & General				
Contract Res Resv	1,121,500	992,162	185,027	1,177,189
Construction				
Contract Res Resv		70,000	60,000	130,000
Organized Research				
Contract Res Resv		80,000	180,000	260,000
Extension & Public Service				
Contract Res Resv	1,000			
Total Institutional	1,122,500	1,142,162	425,027	1,567,189
<u>Restricted</u>				
Administration & General				
Trust Revolving	151,000	39,000	120,000	159,000
Trust Endow Income	6,000		8,000	8,000
Trust Private Gifts	8,000		3,000	3,000
	165,000*	39,000*	131,000*	170,000*



1970-71 BUDGET

ADMINISTRATIVE OFFICES (Cont.)
URBANA-CHAMPAIGN

	Present Amount	Proposed Amount		
		Salaries & Wages	Expense & Equip.	Total
struction				
Est Private Gifts	12,000	5,000	8,000	13,000
Est U. S. Contracts	43,000	38,000	2,000	40,000
	55,000*	43,000*	10,000*	53,000*
rganized Research				
Est Private Gifts	2,000		2,000	2,000
Est U. S. Contracts	55,000	30,000	23,000	53,000
	57,000*	30,000*	25,000*	55,000*
ension & Public Services				
Est Endowment Income	115,000	75,000	45,000	120,000
Est Private Gifts	25,000	25,000	2,000	27,000
	140,000*	100,000*	47,000*	147,000*
xiliary Enterprises				
Est Aux Enter	2,250,000	355,000	2,495,000	2,850,000
Total Restricted	<u>2,667,000</u>	<u>567,000</u>	<u>2,708,000</u>	<u>3,275,000</u>
TOTAL ADMINISTRATIVE OFFICES	<u>17,070,219</u>	<u>9,519,724</u>	<u>10,129,744</u>	<u>19,649,468</u>



1970-71 BUDGET

COLLEGE OF AGRICULTURE
URBANA-CHAMPAIGN

	Present Amount	Proposed Amount		
		Salaries & Wages	Expense & Equip.	Total
<u>General</u>				
Instruction				
Agr Administration	228,230	228,655	22,530	251,185
General	52,750		52,750	52,750
Agr Economics	268,490	277,185	7,650	284,835
Agr Engineering	164,404	178,989	13,875	192,864
Agronomy	235,375	233,988	15,250	249,238
Animal Science	318,385	308,858	31,800	340,658
County Farm	5,760	6,000		6,000
Dairy Science	211,798	198,772	30,400	229,172
Food Science	114,200	115,615	6,550	122,165
Forestry	134,990	129,450	17,475	146,925
Home Economics	458,320	444,589	39,555	484,144
Horticulture	176,826	186,650	4,575	191,225
Plant Pathology	88,525	96,310	7,500	103,810
Vocational Agr	91,946	93,326	3,470	96,796
	2,549,999*	2,498,387*	253,380*	2,751,767*
<u>Organized Research</u>				
Agr Administration	260,709	243,931	35,384	279,315
General			12,000	12,000
Agr Economics	342,125	344,484	15,460	359,944
Agr Engineering	220,817	238,873	17,580	256,453
Agr Entomology	9,900	5,200	5,500	10,700
Agronomy	953,565	926,770	79,920	1,006,690
Animal Science	720,949	687,613	82,345	769,958
Dairy Science	470,305	461,448	49,570	511,018
Dixon Springs Agr Ctr	218,312	197,775	29,852	227,627
Food Science	320,963	318,538	27,804	346,342
Forestry	102,045	121,670	12,050	133,720
Home Economics	108,115	130,904	7,025	137,929
Horticulture	508,865	494,551	39,815	534,366
Plant Pathology	182,761	185,454	12,845	198,299
Veterinary Res	165,366	162,546	13,445	175,991
	4,584,797*	4,519,757*	440,595*	4,960,352*
<u>Extension and Public Services</u>				
Agr Administration	437,922	425,267	50,440	475,707
General	745	4,420		4,420
Agr Economics	128,055	118,965		118,965
Agr Engineering	77,760	81,720		81,720
Agr Entomology	24,782	26,429		26,429
Agronomy	100,605	106,030		106,030
Animal Science	63,725	67,480		67,480
County Farm Ext.	1,433,719	1,446,762		1,446,762
County Home Ext	1,025,043	1,086,247		1,086,247
Dairy Science	49,420	52,195		52,195
Food Science	10,500	11,540		11,540



1970-71 BUDGET


COLLEGE OF AGRICULTURE (Cont.)
URBANA-CHAMPAIGN

	Present Amount	Proposed Amount		Total
		Salaries & Wages	Expense & Equip.	
Forestry	33,500	37,720		37,720
Home Economics	82,735	87,795		87,795
Horticulture	93,200	97,845		97,845
Plant Pathology	12,960	13,620		13,620
Veterinary Ext.	11,295	11,950		11,950
Agriculture Premium Fund	738,370	910,335	111,365	1,021,700
	4,324,336*	4,586,320*	161,805*	4,748,125*
 Total General	<u>11,459,132</u>	<u>11,604,464</u>	<u>855,780</u>	<u>12,460,244</u>
 <u>Institutional</u>				
Construction				
Contract Res Resv		26,927	34,149	61,076
Organized Activities				
Relating to Instruction				
Contract Res Resv	86,000			
Extension & Public Services				
Contract Res Resv	175,000	3,120	800	3,920
Total Institutional	<u>261,000</u>	<u>30,047</u>	<u>34,949</u>	<u>64,996</u>



1970-71 BUDGET
COLLEGE OF AGRICULTURE (Cont.)
URBANA-CHAMPAIGN

	Present Amount	Proposed Amount		Total
		Salaries & Wages	Expense & Equip.	
<u>Restricted</u>				
<u>Instruction</u>				
Est Private Gifts	3,500		4,000	4,000
Est US Contracts	70,000	36,000	31,000	67,000
	73,500*	36,000*	35,000*	71,000*
<u>Organized Activities relating to Instruction</u>				
Est Revolving	150,000	48,000	105,000	153,000
<u>Organized Research</u>				
Est Revolving	1,050,000	217,000	886,000	1,103,000
Hatch Fund	1,269,000	825,000	651,000	1,476,000
Regional Res Fund	287,000	157,000	150,000	307,000
USDA Supplemental	205,000	120,000	55,000	175,000
Basic Scientific Res	15,000			
McIntire-Stennis	34,000	30,000	4,000	34,000
Est Private Gifts	385,000	170,000	230,000	400,000
Est US Contracts	675,000	465,000	185,000	650,000
Est State Contracts	78,000	52,000	28,000	80,000
	3,998,000*	2,036,000*	2,189,000*	4,225,000*
<u>Extension & Public Services</u>				
Est Revolving	175,000	18,000	162,000	180,000
Res & Marketing Fund	27,000	25,000	2,000	27,000
Smith-Lever Fund	4,000,000	3,200,000	1,920,000	5,120,000
Est Private Gifts	1,320,000	550,000	800,000	1,350,000
Est US Contracts	65,000	62,000		62,000
Est State Contracts	6,000	5,000	1,000	6,000
	5,593,000*	3,860,000*	2,885,000*	6,745,000*
<u>Auxiliary Enterprises</u>				
Est Auxiliary Enterpr	85,000	38,000	74,000	112,000
Total Restricted	9,899,500	6,018,000	5,288,000	11,306,000
TOTAL AGRICULTURE	21,619,632	17,652,511	6,178,729	23,831,240



UNIVERSITY OF ILLINOIS

1970-71 BUDGET

COLLEGE OF COMMERCE & BUSINESS ADMINISTRATION
URBANA-CHAMPAIGN

	Present Amount	Proposed Amount		Total
		Salaries & Wages	Expense & Equip.	
<u>General</u>				
Construction				
Com Administration	294,010	267,676	45,430	313,106
General	82,120	65,870	19,250	85,120
Accountancy	565,215	620,249	28,100	648,349
Economics	800,300	867,789	28,850	896,639
Finance	233,320	251,071	10,500	261,571
Business Administration	562,895	600,283	28,500	628,783
	2,537,860*	2,672,938*	160,630*	2,833,568*
Organized Research				
Cur Econ & Bus Res	173,775	156,912	25,500	182,412
Extension & Public Services				
Cur Bus Management	69,438	68,263	5,000	73,263
Total General	<u>2,781,073</u>	<u>2,898,113</u>	<u>191,130</u>	<u>3,089,243</u>
<u>Institutional</u>				
Construction				
Contract Res Resv			3,500	3,500
Organized Research				
Contract Res Resv	5,000			
Total Institutional	<u>5,000</u>		<u>3,500</u>	<u>3,500</u>
<u>Restricted</u>				
Administration & General				
Cost Revolving	3,000		3,000	3,000
Construction				
Cost Endowment Income	38,000	35,000	3,000	38,000
Cost Private Gifts	2,000		2,500	2,500
Cost US Contracts	15,000	14,000		14,000
	55,000*	49,000*	5,500*	54,500*
Organized Research				
Cost Revolving	6,000		7,000	7,000
Cost Private Gifts	32,000	15,000	18,000	33,000
Cost US Contracts	30,000	23,000	2,000	25,000
	68,000*	38,000*	27,000*	65,000*
Extension & Public Services				
Cost Revolving	100,000	31,000	69,000	100,000
Cost State Contracts	2,000		2,000	2,000
Cost Private Gifts	2,000		2,000	2,000
Cost US Contracts	12,000		10,000	10,000
	116,000*	31,000*	83,000*	114,000*
Total Restricted	<u>242,000</u>	<u>118,000</u>	<u>118,500</u>	<u>236,500</u>
TOTAL COMMERCE & BUSINESS ADMINISTRATION	<u>3,028,073</u>	<u>3,016,113</u>	<u>313,130</u>	<u>3,329,243</u>



UNIVERSITY OF ILLINOIS

1970-71 BUDGET

COLLEGE OF COMMUNICATIONS
URBANA-CHAMPAIGN

	Present Amount	Proposed Amount		Total
		Salaries & Wages	Expense & Equip.	
<u>General</u>				
Construction				
MNC Administration	115,126	89,000	39,616	128,616
General	4,850	3,750	1,100	4,850
Advertising	126,540	122,326		122,326
Journalism	185,335	206,364		206,364
Radio & Television	58,215	73,715	7,550	81,265
	490,066*	495,155*	48,266*	543,421*
Organized Research				
Institut of Communications Res	108,760	107,590	5,030	112,620
Extension & Public Services				
Motion Picture Prod	25,700	27,950		27,950
Radio Station	218,758	181,268	57,914	239,182
Television Station	253,386	215,024	58,971	273,995
	497,844*	424,242*	116,885*	541,127*
Total General	1,096,670	1,026,987	170,181	1,197,168
<u>Institutional</u>				
Organized Activities Relating				
to Instruction				
Contract Res Resv	8,000			
Organized Research				
Contract Res Resv		3,348	200	3,548
Total Institutional	8,000	3,348	200	3,548
<u>Restricted</u>				
Construction				
from Private Gifts	9,000	8,500	2,000	10,500
Organized Research				
from Private Gifts	7,000	6,000	1,000	7,000
from US Contracts	126,000	82,000	38,000	120,000
	133,000*	88,000*	39,000*	127,000*
Extension & Public Services				
from Private Gifts	2,000		5,000	5,000
Total Restricted	144,000	96,500	46,000	142,500
TOTAL COMMUNICATIONS	1,248,670	1,126,835	216,381	1,343,216

1970-71 BUDGET

COLLEGE OF EDUCATION
URBANA-CHAMPAIGN

	Present Amount	Proposed Amount		Total
		Salaries & Wages	Expense & Equip.	
<u>General</u>				
Administration & General				
General		39,160		39,160
TE Ed Placement	111,035	94,086	23,790	117,876
	111,035*	133,246*	23,790*	157,036*
<u>Instruction</u>				
Ad Administration	264,495	318,355	25,350	343,705
General	29,500	7,000	29,500	36,500
Adm & Supervision	133,150	161,608	5,750	167,358
Student Teaching	367,916	299,551	120,601	420,152
Ed Psychology	366,595	488,339	14,600	502,939
Elementary Education	380,660	456,319	13,800	470,119
Hist & Philos of Ed	186,685	244,507	6,500	251,007
Secondary & Contin Ed	417,493	463,000	14,550	477,550
Special Education	173,830	240,643	9,500	250,143
Vocational & Tech Ed	281,535	320,867	25,450	346,317
Council on Teacher Ed Adm	67,900	62,357	11,400	73,757
TE Teacher Training				
Counseling	139,315	157,325	900	158,225
	2,779,574*	3,219,871*	277,901*	3,497,772*
<u>Organized Activities</u>				
Relating to Instruction				
General		8,050		8,050
Univ High School	279,265	278,818	19,300	298,118
	279,265*	286,868*	19,300*	306,168*
<u>Organized Research</u>				
General		14,000		14,000
Curriculum Lab	59,175	82,114	5,300	87,414
Cur Educational Res	181,090	177,005	27,800	204,805
Instit for Res on Except Children	87,885	90,185	6,750	96,935
	328,150*	363,304*	39,850*	403,154*
<u>Extension and Public Services</u>				
TR Instructl Res & Curriculum Evaluation	135,475	137,674	5,350	143,024
Total General	3,662,999	4,140,963	366,191	4,507,154
<u>Institutional</u>				
<u>Instruction</u>				
Contract Res Resv		59,794	2,859	62,653
<u>Organized Research</u>				
Contract Res Resv	160,000	43,227	16,943	60,170
<u>Extension & Public Services</u>				
Contract Res Resv	9,000			

1970-71 BUDGET

COLLEGE OF EDUCATION (Cont.)
 URBANA-CHAMPAIGN

	Present Amount	Proposed Amount		Total
		Salaries & Wages	Expense & Equip.	
<u>Restricted</u>				
Administration & General				
Est Revolving	1,000		1,000	1,000
Instruction				
Est Revolving	15,000	7,000	8,000	15,000
Est Private Gifts	4,000	3,000	1,000	4,000
Est US Contracts	600,000	375,000	175,000	550,000
Est State Contracts	78,000	50,000	30,000	80,000
	697,000*	435,000*	214,000*	649,000*
Organized Research				
Est Private Gifts	122,000	97,000	33,000	130,000
Est US Contracts	2,000,000	1,700,000	1,200,000	2,900,000
Est State Contracts	138,000	105,000	35,000	140,000
	2,260,000*	1,902,000*	1,268,000*	3,170,000*
Extension & Public Services				
Est Revolving	90,000	85,000	10,000	95,000
Est Private Gifts	20,000	10,000	10,000	20,000
Est State Contracts	14,000	2,000	14,000	16,000
	124,000*	97,000*	34,000*	131,000*
Total Restricted	<u>3,082,000</u>	<u>2,434,000</u>	<u>1,517,000</u>	<u>3,951,000</u>
TOTAL EDUCATION	<u>6,913,999</u>	<u>6,677,984</u>	<u>1,902,993</u>	<u>8,580,977</u>



1970--71 BUDGET

COLLEGE OF ENGINEERING
URBANA-CHAMPAIGN

	Present Amount	Proposed Amount		Total
		Salaries & Wages	Expense & Equip.	
<u>General</u>				
Construction				
Engineering Administration	420,215	449,597	45,060	494,657
General	125,428		41,428	41,428
Aeronautical and Astro Eng	447,474	432,473	35,700	468,173
Ceramic Eng	210,594	200,765	28,250	229,015
Civil Eng	1,065,640	1,113,281	79,300	1,192,581
Electrical Engineering	1,462,480	1,524,048	102,340	1,626,388
General Eng	445,825	458,573	24,250	482,823
Mechanical & Ind Eng	1,000,811	1,026,229	61,130	1,087,359
Minning, Metal & Pet Eng	310,980	309,265	25,700	334,965
Nuclear Eng	226,814	221,149	35,800	256,949
Physics	1,577,685	1,624,503	87,000	1,711,503
Theoretical & App Mech	592,700	623,811	34,460	658,271
	7,886,646*	7,983,694*	600,418*	8,584,112*
<u>Organized Research</u>				
Engineering Administration	174,665	163,702	22,030	185,732
General	4,800		16,800	16,800
Aeronautical and Astro Eng	3,050	3,300		3,300
Ceramic Eng	1,800	800	1,000	1,800
Chemical Eng	10,000	10,600		10,600
Civil Eng	279,330	276,546	28,100	304,646
Coordinated Sci Lab	38,080	31,500		31,500
Electrical Eng	93,093	95,252	4,760	100,012
Highway Traffic & Safety Center	25,310	24,630	5,150	29,780
Measurement Program	95,650	83,620	16,600	100,220
Mechanical & Ind Eng	87,234	81,530	12,320	93,850
Minning, Metal & Pet Eng	91,560	81,760	17,000	98,760
Physics	241,371	219,318	37,100	256,418
Theoretical & App Mech	170,430	170,798	16,940	187,738
	1,316,373*	1,243,356*	177,800*	1,421,156*
Total General	9,203,019	9,227,050	778,218	10,005,268
<u>Institutional</u>				
Organized Research				
Contract Res Resv	775,000	325,230	330,864	656,094
Total Institutional	775,000	325,230	330,864	656,094



1970-71 BUDGET

COLLEGE OF ENGINEERING (Cont.)
 URBANA-CHAMPAIGN

	Present Amount	Proposed Amount		Total
		Salaries & Wages	Expense & Equip.	
<u>Restricted</u>				
Administration & General				
Est Revolving	7,000		8,000	8,000
Construction				
Est Revolving	11,000	7,000	4,000	11,000
Est Endowment Income	5,000	8,000		8,000
Est Private Gifts	78,000	40,000	40,000	80,000
Est US Contracts	190,000	102,000	78,000	180,000
	284,000*	157,000*	122,000*	279,000*
Organized Research				
Est Revolving	68,000	30,000	40,000	70,000
Est Endowment Income	10,000	4,000	14,000	18,000
Est Private Gifts	665,000	300,000	380,000	680,000
Est US Contracts	9,000,000	7,700,000	2,800,000	10,500,000
Est State Contracts	280,000	245,000	40,000	285,000
	10,023,000*	8,279,000*	3,274,000*	11,553,000*
Maintenance & Public Services				
Est Revolving	15,000	13,000	3,000	16,000
Est Private Gifts	225,000	3,000	237,000	240,000
Est State Contracts	250,000	80,000	174,000	254,000
	490,000*	96,000*	414,000*	510,000*
Total Restricted	<u>10,804,000</u>	<u>8,532,000</u>	<u>3,818,000</u>	<u>12,350,000</u>
TOTAL ENGINEERING	<u>20,782,019</u>	<u>18,084,280</u>	<u>4,927,082</u>	<u>23,011,362</u>




UNIVERSITY OF ILLINOIS

1970-71 BUDGET

COLLEGE OF FINE & APPLIED ARTS
URBANA-CHAMPAIGN

	Present Amount	Proposed Amount		Total
		Salaries & Wages	Expense & Equip.	
<u>General</u>				
Instruction				
FAA Administration	147,430	126,668	29,160	155,828
General	19,145	645	27,500	28,145
Architecture	780,250	803,901	41,100	845,401
Art	1,091,880	1,162,499	63,250	1,225,749
Dance	85,077	98,327	9,485	107,812
Landscape Arch.	119,750	116,630	11,620	128,250
School of Music	1,515,275	1,671,826	105,660	1,777,486
Theatre	213,815	236,057	12,020	248,077
Univ of Ill Bands	101,720	91,000	16,350	107,350
Urban & Regional Planning	138,350	138,001	11,710	149,711
Krannert Art Museum	86,160	63,678	30,680	94,358
	4,298,852*	4,509,232*	358,535*	4,867,767*
<u>Organized Activities</u>				
Relating to Instruction				
Krannert Ctr for Performing Arts	282,414	259,219	48,946	308,165
<u>Organized Research</u>				
Small Homes Council-Bldg Research Council	138,610	136,218	10,370	146,588
<u>Extension & Public Services</u>				
Urban & Regional Planning	100,050	96,800	7,170	108,970
<u>Physical Plant</u>				
Krannert Ctr Oper & Maint	365,193	175,900	205,193	381,093
<u>Student Aid</u>				
Music Scholarships	5,000		5,000	5,000
Bands Scholarships	6,000		6,000	6,000
	11,000*		11,000*	11,000*
Total General	5,196,119	5,177,372	641,314	5,818,686
<u>Institutional</u>				
Instruction				
Contract Res Resv			8,825	8,825
<u>Organized Research</u>				
Contract Res Resv	36,000		350	350
<u>Extension & Public Services</u>				
Contract Res Resv	5,000	225	2,000	2,225
Total Institutional	41,000	225	11,175	11,400



1970-71 BUDGET
COLLEGE OF FINE & APPLIED ARTS (Cont.)
URBANA-CHAMPAIGN

	Present Amount	Proposed Amount		Total
		Salaries & Wages	Expense & Equip.	
<u>Restricted</u>				
Instruction				
Est Revolving	38,000	5,000	33,000	38,000
Est Endowment Income	2,000	17,000		17,000
Est Private Gifts	6,000	5,000	1,000	6,000
	46,000*	27,000*	34,000*	61,000*
Organized Research				
Est Private Gifts	48,000	38,000	15,000	53,000
Est US Contracts	100,000	70,000	25,000	95,000
	148,000*	108,000*	40,000*	148,000*
Extension & Public Services				
Est Revolving	60,000	25,000	35,000	60,000
Est State Contracts	14,000	6,000	9,000	15,000
Est Private Gifts	10,000	8,000	3,000	11,000
	84,000*	39,000*	47,000*	86,000*
Auxiliary Enterprises				
Est Auxiliary Enterprises			20,000	20,000
Total Restricted	<u>278,000</u>	<u>174,000</u>	<u>141,000</u>	<u>315,000</u>
TOTAL FINE & APPLIED ARTS	<u>5,515,119</u>	<u>5,351,597</u>	<u>793,389</u>	<u>6,144,986</u>



1970-71 BUDGET

GRADUATE COLLEGE
URBANA-CHAMPAIGN

	Present Amount	Proposed Amount		
		Salaries & Wages	Expense & Equip.	Total
<u>General</u>				
Instruction				
Grad Administration	376,415	344,124	61,855	405,979
General	3,800		3,800	3,800
Computer Science	1,024,808	728,843	367,475	1,096,318
	1,405,023*	1,072,967*	433,130*	1,506,097*
<u>Organized Research</u>				
General	10,740	10,740		10,740
Ofc Lab Animal Care	24,000	20,402	4,500	24,902
Grad Special Fund	12,540	13,480		13,480
Grad Res Unassigned	224,650	246,200		246,200
Computer Based Educ				
Res Lab	312,084	119,415	499,649	619,064
Ctr Advanced Study	75,090	75,090		75,090
Childrens Res Ctr	48,075	40,800	9,900	50,700
Ill Historical Surv	20,710	21,250	1,000	22,250
Ctr Human Ecology	7,920	6,920	1,750	8,670
Atmospheric Res Lab	38,000	33,650	6,000	39,650
Natural Areas	9,384	7,934	2,700	10,634
Water Resources Ctr	83,910	18,983	66,000	84,983
General Publications	83,500	25,250	59,250	84,500
	950,603*	640,114*	650,749*	1,290,863*
<u>Student Aid</u>				
Grad Fellowships	450,000		450,000	450,000
Total General	2,805,626	1,713,081	1,533,879	3,246,960
<u>Institutional</u>				
Instruction				
Contract Res Resv	15,000	122,273	38,519	160,792
Cost of Educ Allow		59,801	15,610	75,411
<u>Organized Research</u>				
Contract Res Resv	1,277,000	127,515	768,585	896,100
Cost of Educ Allow		13,740	1,233,849	1,247,589
Total Institutional	1,292,000	323,329	2,056,563	2,379,892



1970-71 BUDGET
GRADUATE COLLEGE (Cont.)
URBANA-CHAMPAIGN

	Present Amount	Proposed Amount		Total
		Salaries & Wages	Expense & Equip.	
<u>Restricted</u>				
Construction				
Est US Contracts	60,000	50,000	10,000	60,000
Organized Research				
Est Revolving	12,000		12,000	12,000
Est Private Gifts	60,000	35,000	35,000	70,000
Est US Contracts	10,770,000	2,480,000	7,440,000	9,920,000
Est State Contracts	170,000	115,000	60,000	175,000
	11,012,000*	2,630,000*	7,547,000*	10,177,000*
Extension & Public Services				
Est US Contracts	5,000		5,000	5,000
Total Restricted	<u>11,077,000</u>	<u>2,680,000</u>	<u>7,562,000</u>	<u>10,242,000</u>
TOTAL GRADUATE COLLEGE	<u>15,174,626</u>	<u>4,716,410</u>	<u>11,152,442</u>	<u>15,868,852</u>

1970-71 BUDGET
 COLLEGE OF LAW
 URBANA-CHAMPAIGN

	Present Amount	Proposed Amount		Total
		Salaries & Wages	Expense & Equip.	
<u>General</u>				
Construction				
Law	846,420	938,228	35,530	973,758
Student Aid				
Law Scholarships	4,600		4,600	4,600
Total General	851,020	938,228	40,130	978,358
<u>Restricted</u>				
Construction				
Trust State Contracts	6,000	5,000	1,000	6,000
Trust Revolving	6,500		7,000	7,000
	12,500*	5,000*	8,000*	13,000*
Extension & Public Services				
Trust Revolving	18,000		18,000	18,000
Trust Private Gifts	2,000		2,000	2,000
	20,000*		20,000*	20,000*
Total Restricted	32,500	5,000	28,000	33,000
TOTAL LAW	883,520	943,228	68,130	1,011,358

1970-71 BUDGET
 COLLEGE OF LIBERAL ARTS AND SCIENCES
 URBANA-CHAMPAIGN

	Present Amount	Proposed Amount		
		Salaries & Wages	Expense & Equip.	Total
General				
Instruction				
AS Administration	790,155	824,509	70,730	895,239
General	123,268	88,628	101,450	190,078
Anthropology	387,745	407,984	39,000	446,984
Asian Studies	168,205	172,380	6,320	178,700
Astronomy	189,105	205,395	12,800	218,195
Botany	555,781	550,121	49,755	599,876
Classics	250,990	276,474	17,155	293,629
English	2,003,475	2,155,483	94,010	2,249,493
Entomology	221,813	223,266	26,100	249,366
French	653,030	725,032	12,500	737,532
Geography	328,970	345,810	27,350	373,160
Geology	631,649	628,549	77,050	705,599
Latin American Studies Ctr	58,815	65,090	5,000	70,090
Germanic Lang & Lit	445,670	493,282	10,900	504,182
History	725,470	791,765	14,700	806,465
Linguistics	176,565	193,827	9,700	203,527
Earth Life Sciences	448,536	427,375	70,800	498,175
Mathematics	2,017,455	2,201,086	63,330	2,264,416
Microbiology	374,041	372,541	45,260	417,801
Philosophy	407,232	442,721	10,650	453,371
Physiology & Biophysics	526,884	518,142	56,940	575,082
Political Science	487,610	509,741	20,750	530,491
Psychology	1,122,186	1,174,056	61,700	1,235,756
Slavic Lang & Lit	217,705	236,565	9,800	246,365
Sociology	459,875	472,378	29,950	502,328
Spanish Italian & Portuguese	518,950	577,500	14,300	591,800
Speech	684,140	756,490	41,300	797,790
Zoology	771,143	728,827	109,000	837,827
Classical & Euro Culture Mus	42,930	41,651	6,650	48,301
School of Chemical Sciences	1,596,392	1,223,532	582,520	1,806,052
Biochemistry	186,774	196,694		196,694
Chemistry	879,238	924,986		924,986
Chemical Engineering	203,421	209,465	5,400	214,865
	18,655,218*	19,161,345*	1,702,870*	20,864,215*
Organized Research				
School Chem Sciences -				
Radio Isotope Lab	88,720	70,140	24,320	94,460
Total General	18,743,938	19,231,485	1,727,190	20,958,675

1970-71 BUDGET
COLLEGE OF LIBERAL ARTS AND SCIENCES (Cont.)
URBANA-CHAMPAIGN

	Present Amount	Proposed Amount		
		Salaries & Wages	Expense & Equip.	Total
<u>Institutional</u>				
Instruction				
Contract Res Resv	10,000	208,747	220,690	429,437
Organized Research				
Contract Res Resv	400,000	360	4,640	5,000
Extension & Public Services				
Contract Res Resv	20,000			
Total Institutional	430,000	209,107	225,330	434,437
<u>Restricted</u>				
Instruction				
Est Revolving	6,000	3,000	3,000	6,000
Est Endowment Income	30,000	30,000	33,000	63,000
Est Private Gifts	115,000	50,000	70,000	120,000
Est US Contracts	725,000	550,000	150,000	700,000
Est State Contracts	20,000	2,000	19,000	21,000
	896,000*	635,000*	275,000*	910,000*
Organized Research				
Est Revolving	3,500		3,500	3,500
Est Endowment Income	5,000		6,000	6,000
Est Private Gifts	420,000	300,000	125,000	425,000
Est US Contracts	4,700,000	3,800,000	1,700,000	5,500,000
Est State Contracts	18,000	5,000	13,000	18,000
	5,146,500*	4,105,000*	1,847,500*	5,952,500*
Extension & Public Services				
Est Revolving	1,000		1,000	1,000
Est Private Gifts	55,000	40,000	10,000	50,000
	56,000*	40,000*	11,000*	51,000*
Auxiliary Enterprises				
Est Auxiliary Enterpr			22,000	22,000
Total Restricted	6,098,500	4,780,000	2,155,500	6,935,500
TOTAL LIBERAL ARTS AND SCIENCES	25,272,438	24,220,592	4,108,020	28,328,612

1970-71 BUDGET

COLLEGE OF PHYSICAL EDUCATION
URBANA-CHAMPAIGN

	Present Amount	Proposed Amount		Total
		Salaries & Wages	Expense & Equip.	
<u>General</u>				
Administration & General				
Intramural Activ	104,933	135,899	9,613	145,512
Rehab-Educ Serv	286,594	284,311	43,756	328,067
	391,527*	420,210*	53,369*	473,579*
<u>Instruction</u>				
PE Administration	210,282	182,051	51,842	233,893
General	17,180	13,855	37,050	50,905
Health & Safety	156,735	194,732	15,290	210,022
Physical Ed for Men	581,548	615,946	49,081	665,027
Physical Ed for Women	377,540	386,928	37,101	424,029
Recreation & Park Adm	199,410	224,140	17,445	241,585
	1,542,695*	1,617,652*	207,809*	1,825,461*
 Total General	<u>1,934,222</u>	<u>2,037,862</u>	<u>261,178</u>	<u>2,299,040</u>
<u>Institutional</u>				
Instruction				
Contract Res Resv		3,422	1,130	4,552
Organized Research				
Contract Res Res	9,000			
 Total Institutional	<u>9,000</u>	<u>3,422</u>	<u>1,130</u>	<u>4,552</u>
<u>Restricted</u>				
Administration & General				
Est Revolving	35,000		38,000	38,000
Instruction				
Est Revolving	3,000		3,000	3,000
Est State Contracts	15,000	2,000	13,000	15,000
Est US Contracts	20,000	18,000	2,000	20,000
	38,000*	20,000*	18,000*	38,000*
Organized Research				
Est Revolving	8,000	7,000	1,500	8,500
Est Private Gifts	9,000	2,000	8,000	10,000
Est US Contracts	52,000	35,000	15,000	50,000
Est State Contracts	54,000	45,000	10,000	55,000
	123,000*	89,000*	34,500*	123,500*
Extension & Public Services				
Est Revolving	34,000	7,000	29,000	36,000
Est State Contracts	12,000	10,000	2,000	12,000
	46,000*	17,000*	31,000*	48,000*
 Total Restricted	<u>242,000</u>	<u>126,000</u>	<u>121,500</u>	<u>247,500</u>
 TOTAL PHYSICAL EDUCATION	<u>2,185,222</u>	<u>2,167,284</u>	<u>383,808</u>	<u>2,551,092</u>

1970-71 BUDGET

COLLEGE OF VETERINARY MEDICINE
URBANA-CHAMPAIGN

	Present Amount	Proposed Amount		
		Salaries & Wages	Expense & Equip.	Total
<u>General</u>				
Instruction				
VM Administration	466,163	498,277	30,250	528,527
General	94,670	89,620	5,450	95,070
Net Biological Structures	142,395	138,650	10,400	149,050
Net Clinical Med	314,590	318,537	32,500	351,037
Net Pathol & Hygiene	325,170	322,870	24,700	347,570
Net Physiology & Pharmacology	103,275	93,455	16,600	110,055
	1,446,263*	1,461,409*	119,900*	1,581,309*
Organized Research				
Ctr Zoonoses Res	30,955	49,620	8,700	58,320
Total General	1,477,218	1,511,029	128,600	1,639,629
<u>Institutional</u>				
Instruction				
Contract Res Res		36,036	8,225	44,261
Organized Research				
Contract Res Res	75,000			
Total Institutional	75,000	36,036	8,225	44,261
<u>Restricted</u>				
Instruction				
Est US Contracts	60,000	50,000	7,000	57,000
Organized Activities				
Relating to Instruction				
Est Revolving	190,000	72,000	123,000	195,000
Organized Research				
Est Private Gifts	8,000	2,000	8,000	10,000
Est US Contracts	505,000	300,000	180,000	480,000
Est State Contracts	65,000	50,000	15,000	65,000
	578,000*	352,000*	203,000*	*
Extension & Public Services				
Est Private Gifts	9,000	10,000	1,000	11,000
Total Restricted	837,000	484,000	334,000	818,000
TOTAL VETERINARY MEDICINE	2,389,218	2,031,065	470,825	2,501,890

UNIVERSITY OF ILLINOIS

1970-71 BUDGET

OTHER UNITS
URBANA-CHAMPAIGN

	Present Amount	Proposed Amount		Total
		Salaries & Wages	Expense & Equip.	
ARMED FORCES				
<u>General</u>				
Instruction				
AF Coordinator	4,350	100	4,250	4,350
Air Force Aerospace Studies	16,730	13,635	3,690	17,325
Military Science	22,520	17,350	6,160	23,510
Naval Science	8,470	7,093	1,800	8,893
Total General	52,070	38,178	15,900	54,078
<u>Restricted</u>				
Instruction				
Est Revolving	2,000		2,000	2,000
Total Restricted	2,000		2,000	2,000
TOTAL ARMED FORCES	54,070	38,178	17,900	56,078
INSTITUTE OF AVIATION				
<u>General</u>				
Instruction				
Inst of Aviation	894,196	952,629	39,700	992,329
Total General	894,196	952,629	39,700	992,329
<u>Institutional</u>				
Instruction				
Contract Res Resv			7,000	7,000
Cost of Educ Allow	4,000			
Total Institutional	4,000		7,000	7,000
<u>Restricted</u>				
Instruction				
Est State Contracts	5,000	5,000	1,000	6,000
Organized Activities relating to Instruction				
Est Revolving	800,000	195,000	615,000	810,000
Organized Research				
Est US Contracts	100,000	60,000	40,000	100,000
Total Restricted	905,000	260,000	656,000	916,000
TOTAL AVIATION	1,803,196	1,212,629	702,700	1,915,329

UNIVERSITY OF ILLINOIS

1970-71 BUDGET

OTHER UNITS (Cont.)

URBANA-CHAMPAIGN

	Present Amount	Proposed Amount		Total
		Salaries & Wages	Expense & Equip.	
INSTITUTE OF GOVERNMENT AND PUBLIC AFFAIRS				
<u>General</u>				
Organized Research				
Inst of Govt & Public Aff	129,033	126,029	10,720	136,749
Total General	<u>129,033</u>	<u>126,029</u>	<u>10,720</u>	<u>136,749</u>
<u>Restricted</u>				
Construction				
Est Private Gifts	9,000	1,000	9,000	10,000
Organized Research				
Est Private Gifts	11,000		11,000	11,000
Est State Contracts	25,000	18,000	9,000	27,000
	36,000*	18,000*	20,000*	38,000*
Extension & Public Services				
Est Revolving	19,000	10,000	9,000	19,000
Total Restricted	<u>64,000</u>	<u>29,000</u>	<u>38,000</u>	<u>67,000</u>
TOTAL GOVERNMENT AND PUBLIC AFFAIRS	<u>193,033</u>	<u>155,029</u>	<u>48,720</u>	<u>203,749</u>

INSTITUTE OF LABOR AND INDUSTRIAL RELATIONS

<u>General</u>				
Organized Research				
Inst of Labor & Ind Rel	491,103	495,972	23,530	519,502
Total General	<u>491,103</u>	<u>495,972</u>	<u>23,530</u>	<u>519,502</u>
<u>Institutional</u>				
Organized Research				
Contract Res Resv	5,000			
Total Institutional	<u>5,000</u>			

1970-71 BUDGET

OTHER UNITS (Cont.)

URBANA-CHAMPAIGN

	Present Amount	Proposed Amount		Total
		Salaries & Wages	Expense & Equip.	
LABOR AND INDUSTRIAL RELATIONS (Cont.)				
<u>Restricted</u>				
Organized Research				
Est Revolving	5,500		6,000	6,000
Est Private Gifts	5,000		5,000	5,000
Est US Contracts	3,000	1,000	1,000	2,000
	13,500*	1,000*	12,000*	13,000*
Extension & Public Services				
Est State Contracts	8,000	7,000	3,000	10,000
Total Restricted	<u>21,500</u>	<u>8,000</u>	<u>15,000</u>	<u>23,000</u>
TOTAL LABOR & INDUSTRIAL RELATIONS	<u>517,603</u>	<u>503,972</u>	<u>38,530</u>	<u>542,502</u>

JANE ADDAMS GRADUATE SCHOOL OF SOCIAL WORK

<u>General</u>				
Construction				
Jane Addams Grad School Social Work	338,795	332,454	39,130	371,584
Total General	<u>338,795</u>	<u>332,454</u>	<u>39,130</u>	<u>371,584</u>
<u>Institutional</u>				
Construction				
Contract Res Resv		1,000	4,600	5,600
Cost of Educ Allow	5,000			
Total Institutional	<u>5,000</u>	<u>1,000</u>	<u>4,600</u>	<u>5,600</u>
<u>Restricted</u>				
Construction				
Est US Contracts	79,000	72,000	5,000	77,000
Organized Research				
Est US Contracts	70,000	45,000	25,000	70,000
Total Restricted	<u>149,000</u>	<u>117,000</u>	<u>30,000</u>	<u>147,000</u>
TOTAL JANE ADDAMS GRADUATE SCHOOL OF SOCIAL WORK	<u>492,795</u>	<u>450,454</u>	<u>73,730</u>	<u>524,184</u>

1970-71 BUDGET

OTHER UNITS (Cont.)
URBANA-CHAMPAIGN

	Present Amount	Proposed Amount		
		Salaries & Wages	Expense & Equip.	Total
SUMMER SESSION				
General Construction Summer Session	1,682,000			1,682,000 ¹
Total General	<u>1,682,000</u>			<u>1,682,000</u>

INTERNATIONAL PROGRAMS AND STUDIES

General Construction Int. Programs & Studies	35,900	73,995		73,995
Organized Research CTR Intl Comp Studies	28,200	43,550		43,550
Total General	<u>64,100</u>	<u>117,545</u>		<u>117,545</u>
Institutional Extension & Public Services Contract Res Resv	50,500	75,200	132,000	207,200
Total Institutional	<u>50,500</u>	<u>75,200</u>	<u>132,000</u>	<u>207,200</u>
Restricted Organized Research Est Private Gifts	175,000	110,000	70,000	180,000
Extension & Public Services Est Private Gifts Est US Contracts	33,000 1,400,000 1,433,000*	30,000 750,000 780,000*	5,000 600,000 605,000*	35,000 1,350,000 1,385,000*
Total Restricted	<u>1,608,000</u>	<u>890,000</u>	<u>675,000</u>	<u>1,565,000</u>
TOTAL INTERNATIONAL PROGRAMS AND STUDIES	<u>1,722,600</u>	<u>1,082,745</u>	<u>807,000</u>	<u>1,889,745</u>

¹ Increased in the various departmental budgets

1970-71 BUDGET

OTHER UNITS (Cont.)
URBANA-CHAMPAIGN

	Present Amount	Proposed Amount	
		Salaries & Wages	Expense & Equip. Total
STUDENT AID			
<u>Institutional</u>			
Contract Res Resv	493,000		
Total Institutional	<u>493,000</u>		
<u>Restricted</u>			
Student Aid			
Est Endowment Income	185,000	191,000	191,000
Est Private Gifts	740,000	750,000	750,000
Est US Contracts	4,550,000	4,991,000	4,991,000
Est State Contracts	126,000	130,000	130,000
Total Restricted	<u>5,601,000</u>	<u>6,062,000</u>	<u>6,062,000</u>
TOTAL STUDENT AID	<u>6,094,000</u>	<u>6,062,000</u>	<u>6,052,000</u>

1970-71 BUDGET

LIBRARY & LIBRARY SCHOOL
URBANA-CHAMPAIGN

	Present Amount	Proposed Amount		
		Salaries & Wages	Expense & Equip.	Total
<u>General</u>				
Instruction				
Library Science	271,590	335,238	14,400	349,638
Libraries				
Lib Administration	1,521,257	544,330	1,060,430	1,604,760
General	14,500	11,000	7,700	18,700
Acquisition	181,543	218,578		218,578
Catalog	377,425	403,161		403,161
Serials	414,170	443,226		443,226
Special Languages	133,010	143,766		143,766
Circulation	141,205	150,543		150,543
Departmental Libraries	917,800	962,502		962,502
Reference	84,490	89,970		89,970
	3,785,400*	2,967,076*	1,068,130*	4,035,206*
Total General	4,056,990	3,302,314	1,082,530	4,384,844
<u>Institutional</u>				
Instruction				
Contract Res Resv		10,100	3,638	13,738
Organized Research				
Contract Res Resv	6,000			
Libraries				
Contract Res Resv	550,000		532,500	532,500
Total Institutional	556,000	10,100	536,138	546,238
<u>Restricted</u>				
Instruction				
Est US Contracts	10,000	8,000	2,000	10,000
Organized Research				
Est Private Gifts	2,000	2,000	1,000	3,000
Est US Contracts	34,000	20,000	13,000	33,000
Est State Contracts	52,000	47,000	7,000	54,000
	88,000*	69,000*	21,000*	90,000*
Extension & Public Services				
Est Revolving	1,000		1,000	1,000
Est State Contracts	35,000	28,000	8,000	36,000
	36,000*	28,000*	9,000*	37,000*

1970-71 BUDGET

LIBRARY & LIBRARY SCHOOL (Cont.)
 URBANA-CHAMPAIGN

	Present Amount	Proposed Amount		Total
		Salaries & Wages	Expense & Equip.	
Libraries				
Est Revolving	75,000	35,000	42,000	77,000
Est Private Gifts	15,000	12,000	3,000	15,000
Est US Contracts	12,000		12,000	12,000
Est State Contracts	155,000	50,000	110,000	160,000
	257,000*	97,000*	167,000*	264,000*
 Total Restricted	 391,000	 202,000	 199,000	 401,000
 TOTAL LIBRARY & LIBRARY SCHOOL	 5,003,990	 3,514,414	 1,817,668	 5,332,082

1970-71 BUDGET

PLANT & SERVICES
URBANA-CHAMPAIGN

	Present Amount	Proposed Amount		Total
		Salaries & Wages	Expense & Equip.	
<u>General</u>				
Administration & General				
Mail Messengers	80,500	86,500	7,500	94,000
Motor Vehicle Office	27,735	44,598	1,000	45,598
MPPE Building			40,640	40,640
Student Services Bldg			12,260	12,260
Illini Union Bldg	89,500		112,510	112,510
Assembly Hall	89,500		91,240	91,240
President's House	16,680		16,680	16,680
Chancellor's House	23,220	7,120	16,100	23,220
Campus Tours & Inf.	47,998	44,912	7,390	52,302
	375,133*	183,130*	305,320*	488,450*
<u>Physical Plant</u>				
AP Administration	413,569	347,368	90,250	437,618
Building Operation	2,491,379	2,182,350	644,807	2,827,157
Fire Prevention & Safety	467,451	414,323	48,200	462,523
Office of Investigation	34,000	95,131	20,800	115,931
Police & Watchmen	663,387	844,844	144,700	989,544
Building Maintenance	1,487,258	1,515,015	295,800	1,810,815
General Maintenance	1,058,221	1,074,390	140,300	1,214,690
Grounds	542,568	451,720	113,600	565,320
Transportation	250,392	203,320	100,200	303,520
Heat Light & Power	2,440,282	1,233,390	1,153,500	2,386,890
Water Station	253,000	82,362	210,700	293,062
Prevailing Wage Rate		444,200		444,200
Leasehold Rentals	116,313		543,762	543,762
Rehabilitation & Alterations	1,014,500		1,202,308	1,202,308
	11,232,320*	8,888,413*	4,708,927*	13,597,340*
Total General	11,607,453	9,071,543	5,014,247	14,085,790
<u>Institutional</u>				
Administration & General				
Contract Res Resv			194,470	194,470
<u>Physical Plant</u>				
Contract Res Resv	1,650,000		1,029,800	1,029,800
Total Institutional	1,650,000		1,224,270	1,224,270

1970-71 BUDGET
 PLANT & SERVICES (Cont.)
 URBANA-CHAMPAIGN

	Present Amount	Proposed Amount		
		Salaries & Wages	Expense & Equip.	Total
<u>Restricted</u>				
Auxiliary Enterprises				
Est Housing	15,301,000	3,700,000	12,300,000	16,000,000
Est Other Auxiliary	1,789,000	400,000	2,125,000	2,525,000
Est Illini Union	5,498,000	2,000,000	3,954,000	5,954,000
	22,588,000*	6,100,000*	18,379,000*	24,479,000*
Total Restricted	22,588,000	6,100,000	18,379,000	24,479,000
TOTAL PLANT & SERVICES	35,845,453	15,171,543	24,617,517	39,789,060



1970-71 BUDGET
ADMINISTRATIVE OFFICES
GENERAL UNIVERSITY

	Present Amount	Proposed Amount		Total
		Salaries & Wages	Expense & Equip.	
<u>General</u>				
<u>Administration & General</u>				
Board of Trustess	112,790	91,299	19,300	110,599
Secretary of Univ	31,350	27,543	19,202	46,745
Presidents Office	298,200	277,808	31,300	309,108
Exec VP & Provost	154,660	141,724	20,000	161,724
Institutional Research	138,790	123,262	22,050	145,312
Space Programming	110,390	117,620	7,900	125,520
Admin Data Processing	254,260	266,970	14,500	281,470
Sch & College Relations	250,415	222,032	41,200	263,232
VP & Comptroller	145,640	135,720	18,300	154,020
Retirement System	175,000		180,000	180,000
Legal Counsel	55,500	50,350	8,600	58,950
Nonacademic Pers	130,518	125,273	14,800	140,073
Nonacademic Balances	10,562	8,859		8,859
Public Information	113,155	93,565	23,100	116,665
Vice President	74,650	70,800	6,800	77,600
U of Ill Foundation	195,590		231,590	231,590
Unassigned		23,191	35,000	58,191
<u>General Expense</u>				
Incidental & Emergency	2,000	800	800	1,600
Memberships	13,705		14,995	14,995
Public Functions	47,900	500	32,600	33,100
Publications	11,000	7,000	4,500	11,500
<u>Physical Plant Planning & Construction</u>				
	207,050	199,159	20,300	219,459
	2,533,125*	1,983,475*	766,837*	2,750,312*
<u>Organized Research</u>				
Survey Research Laboratory	105,325	107,660	10,950	118,610
<u>Extension & Public Services</u>				
<u>Vice President</u>				
Tech Serv Act	65,000		65,000	65,000
High Ed Title I	65,000		65,000	65,000
	130,000*		130,000*	130,000*
Total General	2,768,450	2,091,135	907,787	2,998,922
<u>Institutional Funds</u>				
<u>Administration & General</u>				
Contract Res Resv	147,500	43,575	85,925	129,500
<u>Organized Research</u>				
Contract Res Resv	2,500		2,500	2,500
Total Institutional	150,000	43,575	88,425	132,000

1970-71 BUDGET

ADMINISTRATIVE OFFICES (Cont.)
GENERAL UNIVERSITY

	Present Amount	Proposed Amount		Total
		Salaries & Wages	Expense & Equip.	
<u>Restricted</u>				
Administration & General				
Est Endowment Income	1,000		1,000	1,000
Est Private Gifts	89,000	55,000	36,000	91,000
Est State Contracts	45,000	35,000	10,000	45,000
	135,000*	90,000*	47,000*	137,000*
Organized Research				
Est U. S. Contracts	30,000	20,000	10,000	30,000
Extension & Public Services				
Est Private Gifts	70,000	5,000	65,000	70,000
Total Restricted	<u>235,000</u>	<u>115,000</u>	<u>122,000</u>	<u>237,000</u>
TOTAL GENERAL UNIVERSITY ADMINISTRATIVE OFFICES	<u>3,153,450</u>	<u>2,249,710</u>	<u>1,118,212</u>	<u>3,367,922</u>

1970-71 BUDGET

DIVISION OF UNIVERSITY EXTENSION
GENERAL UNIVERSITY

	Present Amount	Proposed Amount		Total
		Salaries & Wages	Expense & Equip.	
<u>General</u>				
<u>Extension & Public Services</u>				
U Ext Administration	194,088	190,219	17,100	207,319
Correspondence Courses	179,550	150,802	31,800	182,602
Conference Programs	154,206	145,019	17,420	162,439
Police Training Institute	430,470	393,513	52,800	446,313
Extramural Classes	703,710	528,366	233,770	762,136
Field Staff	133,737	119,216	21,780	140,996
Youth Theatre	6,150	5,050	1,400	6,450
Extension in Music	171,865	165,897	16,900	182,797
Speech Debate	5,500	5,400	500	5,900
Audio-Visual Aids	31,850	25,590	6,800	32,390
Ext in Visual Arts	28,770	24,938	5,300	30,238
Total General	2,039,896	1,754,010	405,570	2,159,580
<u>Institutional Funds</u>				
Contract Res Resv	8,000		8,000	8,000
Total Institutional	8,000		8,000	8,000
<u>Restricted</u>				
<u>Extension & Public Services</u>				
Est Revolving	1,780,000	450,000	1,350,000	1,800,000
Est Endowment Income	15,000			
Est US Contracts	80,000	40,000	38,000	78,000
Est State Contracts	96,000	45,000	54,000	99,000
	1,971,000*	535,000*	1,442,000*	1,977,000*
<u>Auxiliary Enterprises</u>				
Est Auxiliary Enterpr	310,000	142,000	187,000	329,000
Total Restricted	2,281,000	677,000	1,629,000	2,306,000
TOTAL UNIVERSITY EXTENSION	4,328,896	2,431,010	2,042,570	4,473,580

1970-71 BUDGET

UNIVERSITY PRESS
GENERAL UNIVERSITY

	Present Amount	Proposed Amount		Total
		Salaries & Wages	Expense & Equip.	
<u>General</u>				
Extension & Public Services				
University Press	201,170	198,670	13,500	212,170
Total General	<u>201,170</u>	<u>198,670</u>	<u>13,500</u>	<u>212,170</u>
<u>Restricted</u>				
Extension & Public Services				
Est Revolving	900,000	205,000	695,000	900,000
Est Private Gifts	5,000	1,000	4,000	5,000
Total Restricted	<u>905,000</u>	<u>206,000</u>	<u>699,000</u>	<u>905,000</u>
TOTAL UNIVERSITY PRESS	<u>1,106,170</u>	<u>404,670</u>	<u>712,500</u>	<u>1,117,170</u>









UNIVERSITY OF ILLINOIS-URBANA



3 0112 064417782