

C.  
I&UDIN1  
1988/89

# University of Illinois

## BUDGET SUMMARY FOR OPERATIONS FY 88-89



LIBRARY OF TH.

APR 21 1989

UNIVERSITY OF ILLINOIS  
URBANA-CHAMPAIGN

Prepared for Presentation to the  
Board of Trustees  
October 6, 1988

**NOTICE: Return or renew all Library Materials! The *Minimum Fee* for each Lost Book is \$50.00.**

The person charging this material is responsible for its return to the library from which it was withdrawn on or before the **Latest Date** stamped below.

**Theft, mutilation, and underlining of books are reasons for disciplinary action and may result in dismissal from the University.  
To renew call Telephone Center, 333-8400**

UNIVERSITY OF ILLINOIS LIBRARY AT URBANA-CHAMPAIGN

FEB 4 1991

OCT 22 1990

SEP 25 1991

SEP 25 1991

MAR 30 1992

MAR 18 1992

UNIVERSITY OF ILLINOIS  
CONDENSED ANALYSIS OF THE ANNUAL BUDGET FOR OPERATIONS  
1988-89

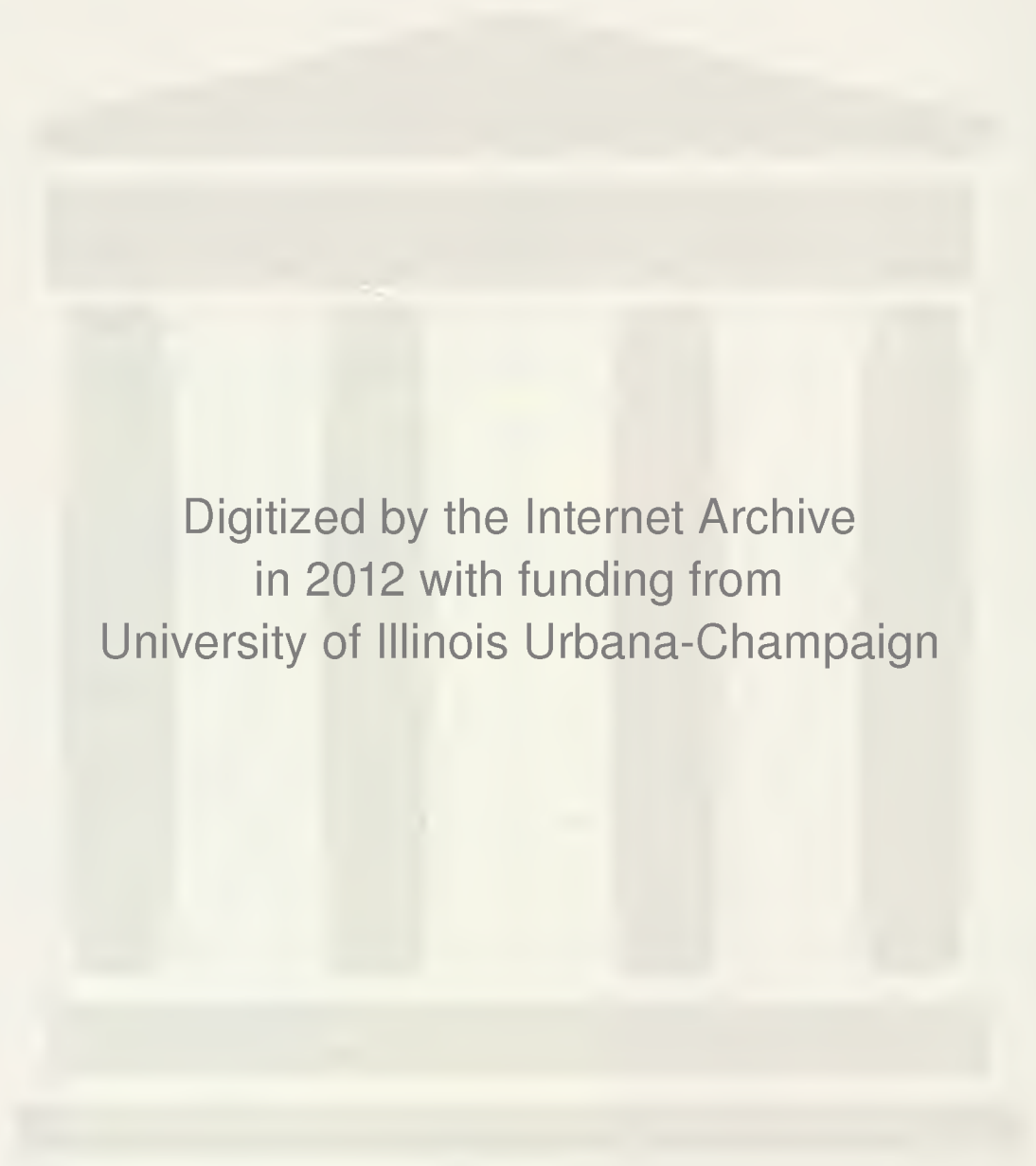
The operating budget for the University of Illinois for FY89 is \$1,244,554,719. This total is comprised of \$606,324,500 received through appropriation by the General Assembly of the State of Illinois, and \$638,230,219 categorized as institutional and restricted funds which are handled through the University Treasury. The FY89 budget represents an increase from the revised FY88 budget of 7.2% for State funds, primarily as the result of increases in tuition, and 7.7% for institutional and restricted funds for a combined budget increase of 7.5%. A summary of budget totals by Campus and Central Administration is presented on Schedule A. Further detail by College and Departments within each Campus is shown in succeeding schedules.

State Appropriations

State appropriations by the General Assembly for general operations total \$594,494,300; an additional \$11,830,200 is available from tuition rate increases approved by the Board of Trustees for which appropriation authority is expected in November 1988. The total State appropriated budget of \$606,324,500 includes \$475,099,100 from general tax revenues (including a \$400,000 reappropriation for Value Added Agriculture construction); \$9,678,200 from the Agricultural Premium Fund; \$1,139,200 from the Fire Prevention Fund; \$255,000 from the Real Estate Research and Education Funds; \$1,950,000 in reappropriations from the Solid Waste Management Fund; and \$118,203,000 from the University Income Fund (primarily tuition). These funds are shown in Schedules A and B and may be allocated by the Board of Trustees for such purposes as the Board approves.

The increase in the State appropriation of \$34,667,600 excluding retirement has been combined with \$9,901,400 in reallocated funds for a total of \$44,569,000. That amount is being applied for the following purposes in the proportions indicated:

Base Salary Increases	63.2%
Academic Programs	14.9%
O&M for New Areas	12.4%
Cost Increases	6.0%
Other	3.5%



Digitized by the Internet Archive  
in 2012 with funding from  
University of Illinois Urbana-Champaign

<http://www.archive.org/details/budgetsummary198889univ>

The University's FY89 appropriation, as passed by the General Assembly and signed by the Governor, brought General Revenue Funds (GRF) back to approximately their FY87 funding level. While that amount did represent a small increase over FY88 general revenue funding, it was inadequate to meet the current funding requirements of the University. After a year of no salary increase, the 5.5% salary increment provided by the State would not prevent further erosion in the University's salary standings when compared with peer institutions. An additional 1.5% salary increase was the minimum necessary for the institution to remain competitive. The GRF increment also provided no funding for programs. The University has, however, several multi-year commitments which could not be delayed. For example, the President's Award Program has commitments to current and new students and the National Center for Supercomputing Applications was established with the requirement that the incremental funding be provided by the State for five years. Also during this fiscal year, a number of new buildings are to be opened. The maintenance and utility costs associated with these buildings will be almost \$5 million for FY89 alone.

Several actions were taken to fund these unavoidable costs: units were required to reduce their personal budgets by approximately 1.5%; the University's remodeling reserve was eliminated; additional reserves were also permanently eliminated. Even with these measures, however, the required funds were not available. Since further budget reductions would threaten the quality of instructional programs throughout the University, the Board of Trustees approved a tuition increase of \$150 per semester for undergraduate and graduate students at Urbana and \$55 per quarter for undergraduates and \$89 per quarter for graduate students at Chicago. This increase will generate \$11.8 million and brings the budget into balance.

#### Institutional and Restricted Funds

Institutional and Restricted funds total \$638,230,219. Institutional funds of \$79,839,376 are budgeted from costs recovered on grants and contracts, and include a balance brought forward from FY88 of approximately \$17.1 million. These funds are budgeted primarily to meet the indirect costs allocable to the operations supported by these





non-State funds at all levels of the University organization. Restricted and Auxiliary funds total \$558,390,800. These funds are comprised of Federal appropriations of approximately \$15.0 million; U.S. Grants and Contracts \$128.3 million; Medical Service Plan \$30.1 million; private gifts and grants \$22.9 million; State of Illinois grants and contracts \$25.2 million; other sponsors \$42.3 million; and sales and services of departments for \$148.6 million. Auxiliary Enterprises (Housing, Bookstores, Union Buildings, etc.) total \$123.4 million, with student aid support approximated at \$22.6 million.

### Salary Program

The University's FY89 GRF appropriation provides funding for base salary increases for staff averaging approximately 5.5%. Through internal reallocations an additional 1.5% was provided. In addition, special programmatic adjustments have been made to address market, merit, and equity concerns.

Salary minima for FY89 remain at past levels:

	<u>Nine Months Service</u>	<u>Twelve Months Service</u>
Professor	\$16,925	\$20,695
Associate Professor	\$13,325	\$16,285
Assistant Professor	\$10,920	\$13,345
Instructor	\$ 9,880	\$12,075
Research Associate	\$ 9,375	\$11,455
Graduate Assistant	\$ 9,260	\$11,310

All negotiated or prevailing wage employee groups will be allocated funding increases consistent with other employee groups. From the allocations the salary structure for each group will be determined. The effective date of salary increases will be determined by the applicable contracts.





## SUMMARY OF INCOME AND APPROPRIATION

	STATE APPROPRIATED FUNDS	ALL OTHER FUNDS	TOTAL 1987-88	PERCENT
<b>INCOME BY SOURCE</b> (SEE SCHEDULE B)				
STATE REVENUES	\$488,121,500		\$488,121,500	39.2%
FEDERAL APPROPRIATIONS		15,001,000	15,001,000	1.2%
STUDENT FEES	116,475,000		116,475,000	9.4%
OTHER SPONSORED PROGRAMS		42,320,000	42,320,000	3.4%
PRIVATE GIFTS		22,940,000	22,940,000	1.8%
STATE CONTRACTS		25,203,000	25,203,000	2.0%
U.S. GRANTS AND CONTRACTS		128,273,000	128,273,000	10.3%
MEDICAL SERVICE PLAN		30,105,400	30,105,400	2.4%
INSTITUTIONAL FUNDS		79,839,376	79,839,376	6.4%
EARNINGS & MISCELLANEOUS	1,728,000	148,605,443	150,333,443	12.1%
<b>TOTAL EDUCATION AND GENERAL</b>	<b>\$606,324,500 *</b>	<b>\$492,287,219 *</b>	<b>\$1,098,611,719 *</b>	<b>88.3%*</b>
AUXILIARY ENTERPRISES		123,358,000	123,358,000	9.9%
STUDENT AID		22,585,000	22,585,000	1.8%
<b>TOTAL AUXILIARY ENTERPRISES &amp; STUDENT AID</b>		<b>145,943,000 *</b>	<b>145,943,000 *</b>	<b>11.7%*</b>
<b>TOTAL INCOME</b>	<b>\$606,324,500 *</b>	<b>\$638,230,219 *</b>	<b>\$1,244,554,719 *</b>	<b>100.0%*</b>
<b>APPROPRIATIONS BY FUNCTION</b> (SEE SCHEDULE C)				
INSTRUCTION & DEPARTMENTAL RESEARCH	\$250,755,720	\$19,614,000	\$270,369,720	21.7%
INDEPENDENT OPERATIONS SEPARATELY BUDGETED	16,658,420	137,685,843	154,344,263	12.4%
RESEARCH	30,379,678	205,713,150	236,092,828	19.0%
EXTENSION & PUBLIC SERVICES	34,468,612	68,713,114	103,181,726	8.3%
ACADEMIC SUPPORT	64,994,533	16,500,819	81,495,352	6.5%
STUDENT SERVICES	14,232,696	1,374,461	15,607,157	1.3%
ADMINISTRATION & GENERAL	76,584,643	25,263,508	101,848,151	8.2%
RETIREMENT SYSTEM	36,203,500	1,140	36,204,640	2.9%
PHYSICAL PLANT	77,948,039	16,398,984	94,347,023	7.6%
REFUNDS	1,000		1,000	
<b>TOTAL EDUCATION &amp; GENERAL</b>	<b>\$602,226,841 *</b>	<b>\$491,265,019 *</b>	<b>\$1,093,491,860 *</b>	<b>87.9%*</b>
AUXILIARY ENTERPRISES		123,358,000	123,358,000	9.9%
STUDENT AID	4,097,659	23,607,200	27,704,859	2.2%
<b>TOTAL APPROPRIATIONS</b>	<b>\$606,324,500 *</b>	<b>\$638,230,219 *</b>	<b>\$1,244,554,719 *</b>	<b>100.0%*</b>
<b>APPROPRIATIONS BY LOCATION</b>				
CHICAGO	\$253,207,300	\$280,725,619	\$533,932,919	42.9%
URBANA-CHAMPAIGN	\$297,046,600	\$327,969,600	\$625,016,200	50.2%
CENTRAL ADMINISTRATION	\$56,070,600	\$29,535,000	\$85,605,600	6.9%
<b>TOTAL APPROPRIATIONS</b>	<b>\$606,324,500 *</b>	<b>\$638,230,219 *</b>	<b>\$1,244,554,719 *</b>	<b>100.0%*</b>



SOURCE OF FUNDS  
UNIVERSITY SUMMARY

	APPROPRIATED FUNDS	ALL OTHER FUNDS	TOTAL
I. EDUCATIONAL & GENERAL			
A. STATE REVENUES			
GENERAL REVENUE	\$474,699,100		\$474,699,100
GRF REAPPROP (VALUE ADDED AG)	400,000		400,000
AGRICULTURAL PREMIUM FUND	9,678,200		9,678,200
REAL ESTATE RESEARCH & EDUCATION FUND	255,000		255,000
FIRE SERVICE	1,139,200		1,139,200
SOLID WASTE REAPPROPRIATION	1,950,000		1,950,000
TOTAL STATE REVENUE	488,121,500 *		488,121,500 *
B. FEDERAL APPROPRIATIONS		15,001,000 *	15,001,000 *
C. STUDENT FEES			
TUITION	112,871,000		112,871,000
APPLICATION FEES	1,179,000		1,179,000
GRADUATION FEES	135,000		135,000
OTHER FEES	890,000		890,000
COMPUTER FEE	1,400,000		1,400,000
TOTAL FEES	116,475,000 *		116,475,000 *
D. GIFTS & SPONSORED PROGRAMS			
PRIVATE GIFTS		22,940,000	22,940,000
U.S. CONTRACTS & GRANTS		128,273,000	128,273,000
STATE OF ILLINOIS CONTRACTS		25,203,000	25,203,000
OTHER SPONSORED PROGRAMS		42,320,000	42,320,000
MEDICAL SERVICE PLAN		30,105,400	30,105,400
TOTAL GIFTS & SPONSORED PGM		248,841,400 *	248,841,400 *
E. INSTITUTIONAL FUNDS			
BALANCES BROUGHT FORWARD		17,114,086	17,114,086
ROYALTIES		1,000,000	1,000,000
INSTITUTIONAL COSTS RECOVERED		61,725,290	61,725,290
TOTAL INSTITUTIONAL FUNDS		79,839,376 *	79,839,376 *
F. EARNINGS & MISCELLANEOUS SALES, SERVICES & MISC.	1,728,000 *	148,605,443 *	150,333,443 *
TOTAL EDUCATIONAL & GENERAL	\$606,324,500 *	\$492,287,219 *	\$1,098,611,719 *
II. AUXILIARY & STUDENT AID			
A. AUXILIARY ENTERPRISES		123,358,000	123,358,000
B. STUDENT AID			
PRIVATE GIFTS		5,660,000	5,660,000
U.S. CONTRACTS & GRANTS		14,944,000	14,944,000
OTHER SPONSORED PROGRAMS		1,981,000	1,981,000
TOTAL STUDENT AID		22,585,000 *	22,585,000 *
TOTAL AUXILIARY & STUDENT AID		145,943,000 *	145,943,000 *
TOTAL SOURCE OF FUNDS	\$606,324,500 *	\$638,230,219 *	\$1,244,554,719 *



SOURCE OF FUNDS  
CENTRAL ADMINISTRATION

	APPROPRIATED FUNDS	ALL OTHER FUNDS	TOTAL
I. EDUCATIONAL & GENERAL			
A. STATE REVENUES			
GENERAL REVENUE	\$52,981,400		\$52,981,400
FIRE SERVICE	1,139,200		1,139,200
SOLID WASTE REAPPROPRIATION	1,950,000		1,950,000
TOTAL STATE REVENUE	56,070,600 *		56,070,600 *
B. FEDERAL APPROPRIATIONS			
C. STUDENT FEES			
D. GIFTS & SPONSORED PROGRAMS			
PRIVATE GIFTS		27,000	27,000
U.S. CONTRACTS & GRANTS		650,000	650,000
STATE OF ILLINOIS CONTRACTS		1,502,000	1,502,000
OTHER SPONSORED PROGRAMS		1,079,000	1,079,000
TOTAL GIFTS & SPONSORED PGMS		3,258,000 *	3,258,000 *
E. INSTITUTIONAL FUNDS			
BALANCES BROUGHT FORWARD		8,178,800	8,178,800
ROYALTIES		800,000	800,000
INSTITUTIONAL COSTS RECOVERED		9,528,200	9,528,200
TOTAL INSTITUTIONAL FUNDS		18,507,000 *	18,507,000 *
F. EARNINGS & MISCELLANEOUS SALES, SERVICES & MISC.		6,553,000 *	6,553,000 *
TOTAL EDUCATIONAL & GENERAL	\$56,070,600 *	\$28,318,000 *	\$84,388,600 *
II. AUXILIARY & STUDENT AID			
A. AUXILIARY ENTERPRISES		1,149,000 *	1,149,000 *
B. STUDENT AID PRIVATE GIFTS		68,000	68,000
TOTAL AUXILIARY & STUDENT AID		1,217,000 *	1,217,000 *
TOTAL SOURCE OF FUNDS	\$56,070,600 *	\$29,535,000 *	\$85,605,600 *



SOURCE OF FUNDS  
URBANA-CHAMPAIGN

	APPROPRIATED FUNDS	ALL OTHER FUNDS	TOTAL
I. EDUCATIONAL & GENERAL			
A. STATE REVENUES			
GENERAL REVENUE	\$213,505,400		\$213,505,400
GRF REAPPROP (VALUE ADDED AG)	400,000		400,000
AGRICULTURAL PREMIUM FUND	9,678,200		9,678,200
REAL ESTATE RESEARCH & EDUCATION FUND	255,000		255,000
TOTAL STATE REVENUE	223,838,600 *		223,838,600 *
B. FEDERAL APPROPRIATIONS		15,001,000 *	15,001,000 *
C. STUDENT FEES			
TUITION	69,328,000		69,328,000
APPLICATION FEES	755,000		755,000
GRADUATION FEES	135,000		135,000
OTHER FEES	490,000		490,000
COMPUTER FEE	1,400,000		1,400,000
TOTAL FEES	72,108,000 *		72,108,000 *
D. GIFTS & SPONSORED PROGRAMS			
PRIVATE GIFTS		19,505,000	19,505,000
U.S. CONTRACTS & GRANTS		94,229,000	94,229,000
STATE OF ILLINOIS CONTRACTS		14,976,000	14,976,000
OTHER SPONSORED PROGRAMS		24,388,000	24,388,000
TOTAL GIFTS & SPONSORED PGMS		153,098,000 *	153,098,000 *
E. INSTITUTIONAL FUNDS			
BALANCES BROUGHT FORWARD		7,202,000	7,202,000
ROYALTIES		200,000	200,000
INSTITUTIONAL COSTS RECOVERED		37,699,600	37,699,600
TOTAL INSTITUTIONAL FUNDS		45,101,600 *	45,101,600 *
F. EARNINGS & MISCELLANEOUS			
SALES, SERVICES & MISC.	1,100,000 *	21,980,000 *	23,080,000 *
TOTAL EDUCATIONAL & GENERAL	\$297,046,600 *	\$235,180,600 *	\$532,227,200 *
II. AUXILIARY & STUDENT AID			
A. AUXILIARY ENTERPRISES		77,939,000 *	77,939,000 *
B. STUDENT AID			
PRIVATE GIFTS		4,868,000	4,868,000
U.S. CONTRACTS & GRANTS		8,128,000	8,128,000
OTHER SPONSORED PROGRAMS		1,854,000	1,854,000
TOTAL STUDENT AID		14,850,000 *	14,850,000 *
TOTAL AUXILIARY & STUDENT AID		92,789,000 *	92,789,000 *
TOTAL SOURCE OF FUNDS	\$297,046,600 *	\$327,969,600 *	\$625,016,200 *





SOURCE OF FUNDS  
CHICAGO

	APPROPRIATED FUNDS	ALL OTHER FUNDS	TOTAL
I. EDUCATIONAL & GENERAL			
A. STATE REVENUES			
GENERAL REVENUE	\$208,212,300		\$208,212,300
TOTAL STATE REVENUE	208,212,300 *		208,212,300 *
B. FEDERAL APPROPRIATIONS			
C. STUDENT FEES			
TUITION	43,543,000		43,543,000
APPLICATION FEES	424,000		424,000
OTHER FEES	400,000		400,000
TOTAL FEES	44,367,000 *		44,367,000 *
D. GIFTS & SPONSORED PROGRAMS			
PRIVATE GIFTS		3,408,000	3,408,000
U.S. CONTRACTS & GRANTS		33,394,000	33,394,000
STATE OF ILLINOIS CONTRACTS		8,725,000	8,725,000
OTHER SPONSORED PROGRAMS		16,853,000	16,853,000
MEDICAL SERVICE PLAN		30,105,400	30,105,400
TOTAL GIFTS & SPONSORED PGMS		92,485,400 *	92,485,400 *
E. INSTITUTIONAL FUNDS			
BALANCES BROUGHT FORWARD		1,733,286	1,733,286
INSTITUTIONAL COSTS RECOVERED		14,497,490	14,497,490
TOTAL INSTITUTIONAL FUNDS		16,230,776 *	16,230,776 *
F. EARNINGS & MISCELLANEOUS			
SALES, SERVICES & MISC.	628,000 *	120,072,443 *	120,700,443 *
TOTAL EDUCATIONAL & GENERAL	\$253,207,300 *	\$228,788,619 *	\$481,995,919 *
II. AUXILIARY & STUDENT AID			
A. AUXILIARY ENTERPRISES		44,270,000 *	44,270,000 *
B. STUDENT AID			
PRIVATE GIFTS		724,000	724,000
U.S. CONTRACTS & GRANTS		6,816,000	6,816,000
OTHER SPONSORED PROGRAMS		127,000	127,000
TOTAL STUDENT AID		7,667,000 *	7,667,000 *
TOTAL AUXILIARY & STUDENT AID		51,937,000 *	51,937,000 *
TOTAL SOURCE OF FUNDS	\$253,207,300 *	\$280,725,619 *	\$533,932,919 *



## TOTAL APPROPRIATIONS

## SCHEDULE - C

## APPROPRIATED FUNDS

	PRESENT AMOUNT	PROPOSED AMOUNT		TOTAL
		SALARIES & WAGES	EXPENSE & EQUIP	
<b>INSTRUCTION</b>				
CENTRAL ADMINISTRATION	882,307	906,966		906,966
URBANA - CHAMPAIGN	135,173,884	131,556,109	8,353,377	139,909,486
CHICAGO CAMPUS	106,388,258	104,240,270	5,698,998	109,939,268
	242,444,449*	236,703,345*	14,052,375*	250,755,720*
<b>RESEARCH</b>				
CENTRAL ADMINISTRATION	3,189,501	955,084	2,128,769	3,083,853
URBANA - CHAMPAIGN	21,374,236	20,480,946	1,757,431	22,238,377
CHICAGO CAMPUS	4,489,927	4,366,708	691,180	5,057,888
	29,053,664*	25,802,738*	4,577,380*	30,380,118*
<b>PUBLIC SERVICE</b>				
CENTRAL ADMINISTRATION	1,560,630	1,050,441	615,477	1,665,918
URBANA - CHAMPAIGN	19,027,014	15,083,955	4,688,208	19,772,163
CHICAGO CAMPUS	12,799,896	3,241,720	9,788,811	13,030,531
	33,387,540*	19,376,116*	15,092,496*	34,468,612*
<b>ACADEMIC SUPPORT</b>				
CENTRAL ADMINISTRATION	1,429,468	1,032,278	444,053	1,476,331
URBANA - CHAMPAIGN	34,542,337	26,467,391	9,730,169	36,197,560
CHICAGO CAMPUS	26,610,425	20,285,322	7,035,320	27,320,642
	62,582,230*	47,784,991*	17,209,542*	64,994,533*
<b>STUDENT SERVICES</b>				
CENTRAL ADMINISTRATION	524,912	491,419	48,903	540,322
URBANA - CHAMPAIGN	7,234,270	6,353,997	1,006,620	7,360,617
CHICAGO CAMPUS	6,238,160	5,213,173	1,118,584	6,331,757
	13,997,348*	12,058,589*	2,174,107*	14,232,696*
<b>INSTITUTIONAL SUPPORT</b>				
CENTRAL ADMINISTRATION	32,303,836	26,037,677	14,092,433	40,130,110
URBANA - CHAMPAIGN	8,924,731	10,286,466	6,090,444	16,382,910
CHICAGO CAMPUS	16,175,711	12,534,760	7,536,423	20,071,183
	57,404,278*	48,858,903*	27,725,300*	76,584,203*
<b>PHYSICAL PLANT</b>				
CENTRAL ADMINISTRATION	2,637,600		4,113,700	4,113,700
URBANA - CHAMPAIGN	32,533,111	16,831,931	17,777,393	34,609,324
CHICAGO CAMPUS	41,183,386	19,374,207	19,850,808	39,225,015
	76,354,097*	36,206,138*	41,741,901*	77,948,039*
<b>SCHOLARSHIP/FELLOWSHIP</b>				
CENTRAL ADMINISTRATION	1,200,000		2,230,000	2,230,000
URBANA - CHAMPAIGN	1,280,850		1,208,200	1,208,200
CHICAGO CAMPUS	646,545		659,459	659,459
	3,127,395*		4,097,659*	4,097,659*



TOTAL APPROPRIATIONS  
APPROPRIATED FUNDS

## SCHEDULE - C

	PRESENT AMOUNT	PROPOSED AMOUNT SALARIES & WAGES	EXPENSE & EQUIP	TOTAL
INDEPENDENT OPERATIONS				
URBANA - CHAMPAIGN	384,924	386,863		386,863
CHICAGO CAMPUS	15,472,201	15,945,640	325,917	16,271,557
	15,857,125*	16,332,503*	325,917*	16,658,420*
RETIREMENT				
CENTRAL ADMINISTRATION	1,820,000	1,923,400		1,923,400
URBANA - CHAMPAIGN	16,617,000	18,980,100		18,980,100
CHICAGO CAMPUS	13,800,000	15,300,000		15,300,000
	32,237,000*	36,203,500*		36,203,500*
REFUNDS				
URBANA - CHAMPAIGN	1,000		1,000	1,000
	1,000*		1,000*	1,000*
TOTAL APPROPRIATED FUNDS	566,446,126	479,326,823	126,997,677	606,324,500





## TOTAL APPROPRIATIONS

## SCHEDULE - C

## INSTITUTIONAL FUNDS

	PRESENT AMOUNT	PROPOSED AMOUNT		TOTAL
		SALARIES & WAGES	EXPENSE & EQUIP	
<b>RESEARCH</b>				
CENTRAL ADMINISTRATION	80,000		80,000	80,000
URBANA - CHAMPAIGN	26,769,018	2,331,507	25,126,745	27,458,252
CHICAGO CAMPUS	4,603,800	88,791	4,009,107	4,097,898
	31,452,818*	2,420,298*	29,215,852*	31,636,150*
<b>PUBLIC SERVICE</b>				
CENTRAL ADMINISTRATION	4,000		11,000	11,000
URBANA - CHAMPAIGN	196,317	10,725	197,661	208,386
CHICAGO CAMPUS	11,500		11,728	11,728
	211,817*	10,725*	220,389*	231,114*
<b>ACADEMIC SUPPORT</b>				
CENTRAL ADMINISTRATION	33,000		59,000	59,000
URBANA - CHAMPAIGN	3,064,041	35,800	3,826,573	3,862,373
CHICAGO CAMPUS	2,107,642	5,350	3,660,096	3,665,446
	5,204,683*	41,150*	7,545,669*	7,586,819*
<b>STUDENT SERVICES</b>				
CENTRAL ADMINISTRATION	1,100		1,100	1,100
URBANA - CHAMPAIGN	486,220	43,841	502,520	546,361
CHICAGO CAMPUS	66,000	25,501	40,499	66,000
	553,320*	69,342*	544,119*	613,461*
<b>INSTITUTIONAL SUPPORT</b>				
CENTRAL ADMINISTRATION	13,434,500	4,025,457	11,388,143	15,413,600
URBANA - CHAMPAIGN	2,592,387	1,291,638	1,281,733	2,573,371
CHICAGO CAMPUS	6,762,192	24,797	5,237,112	5,261,909
	22,789,079*	5,341,892*	17,906,988*	23,248,880*
<b>PHYSICAL PLANT</b>				
CENTRAL ADMINISTRATION	3,151,800	58,800	2,871,500	2,930,300
URBANA - CHAMPAIGN	10,057,167	5,384,283	5,073,484	10,457,767
CHICAGO CAMPUS	2,494,766	289,416	2,571,501	2,860,917
	15,703,733*	5,732,499*	10,516,485*	16,248,984*
<b>SCHOLARSHIP/FELLOWSHIP</b>				
URBANA - CHAMPAIGN	5,950		5,950	5,950
CHICAGO CAMPUS	325,200		266,878	266,878
	331,150*		272,828*	272,828*
<b>RETIREMENT</b>				
URBANA - CHAMPAIGN	900	1,140		1,140
	900*	1,140*		1,140*



TOTAL APPROPRIATIONS  
INSTITUTIONAL FUNDS

SCHEDULE - C

	PRESENT AMOUNT	PROPOSED AMOUNT SALARIES & WAGES	EXPENSE & EQUIP	TOTAL
TOTAL INSTITUTIONAL FUNDS	76,247,500	13,617,046	66,222,330	79,839,376



## TOTAL APPROPRIATIONS

## SCHEQUE - C

## RESTRICTED FUNDS

	PRESENT AMOUNT	PROPOSED AMOUNT		TOTAL
		SALARIES & WAGES	EXPENSE & EQUIP	
<b>INSTRUCTION</b>				
CENTRAL ADMINISTRATION	2,315,000	337,000	2,363,000	2,700,000
URBANA - CHAMPAIGN	6,776,000	2,214,000	4,823,000	7,037,000
CHICAGO CAMPUS	9,521,000	5,860,000	4,017,000	9,877,000
	18,612,000*	8,411,000*	11,203,000*	19,614,000*
<b>RESEARCH</b>				
CENTRAL ADMINISTRATION	1,191,000	316,000	936,000	1,252,000
URBANA - CHAMPAIGN	123,279,000	66,865,000	62,041,000	128,906,000
CHICAGO CAMPUS	41,926,000	25,991,000	17,940,000	43,931,000
	166,396,000*	93,172,000*	80,917,000*	174,089,000*
<b>PUBLIC SERVICE</b>				
CENTRAL ADMINISTRATION	2,658,000	830,000	1,799,000	2,629,000
URBANA - CHAMPAIGN	42,650,000	21,356,000	22,243,000	43,599,000
CHICAGO CAMPUS	21,366,000	8,642,000	13,612,000	22,254,000
	66,674,000*	30,828,000*	37,654,000*	68,482,000*
<b>ACADEMIC SUPPORT</b>				
CENTRAL ADMINISTRATION	2,678,000	631,000	2,071,000	2,702,000
URBANA - CHAMPAIGN	5,532,000	1,621,000	4,078,000	5,699,000
CHICAGO CAMPUS	490,000	304,000	209,000	513,000
	8,700,000*	2,556,000*	6,358,000*	8,914,000*
<b>STUDENT SERVICES</b>				
CENTRAL ADMINISTRATION	19,000	16,000	5,000	21,000
URBANA - CHAMPAIGN	685,000	369,000	346,000	715,000
CHICAGO CAMPUS	24,000	18,000	7,000	25,000
	728,000*	403,000*	358,000*	761,000*
<b>INSTITUTIONAL SUPPORT</b>				
CENTRAL ADMINISTRATION	476,000	461,000	46,000	507,000
URBANA - CHAMPAIGN	1,193,000	159,000	1,062,000	1,221,000
CHICAGO CAMPUS	260,000	68,000	202,000	270,000
	1,929,000*	688,000*	1,310,000*	1,998,000*
<b>PHYSICAL PLANT</b>				
URBANA - CHAMPAIGN	147,000		150,000	150,000
	147,000*		150,000*	150,000*
<b>SCHOLARSHIP/FELLOWSHIP</b>				
CENTRAL ADMINISTRATION	67,000	56,000	12,000	68,000
URBANA - CHAMPAIGN	15,228,000	125,000	15,447,000	15,572,000
CHICAGO CAMPUS	7,443,000	365,000	7,334,000	7,699,000
	22,738,000*	546,000*	22,793,000*	23,339,000*



## TOTAL APPROPRIATIONS

## SCHEDULE - C

## RESTRICTED FUNDS

	PRESENT AMOUNT	PROPOSED AMOUNT		TOTAL
		SALARIES & WAGES	EXPENSE & EQUIP	
AUXILIARY ENTERPRISES				
CENTRAL ADMINISTRATION	1,151,000	873,000	276,000	1,149,000
URBANA - CHAMPAIGN	74,553,800	26,734,000	51,205,000	77,939,000
CHICAGO CAMPUS	37,711,000	10,694,200	33,575,800	44,270,000
	113,415,800*	38,301,200*	85,056,800*	123,358,000*
INDEPENDENT OPERATIONS				
URBANA - CHAMPAIGN	2,042,000	639,000	1,391,000	2,030,000
CHICAGO CAMPUS	137,963,000	70,323,921	65,331,922	135,655,843
	140,005,000*	70,962,921*	66,722,922*	137,685,843*
TOTAL RESTRICTED FUNDS	539,344,800	245,868,121	312,522,722	558,390,843
TOTAL APPROPRIATIONS	1,182,038,426	738,811,990	505,742,729	1,244,554,719









ADMINISTRATIVE OFFICES  
CENTRAL ADMINISTRATION

	PRESENT AMOUNT	PROPOSED AMOUNT SALARIES & WAGES	EXPENSE & EQUIP	TOTAL
*APPROPRIATED FUNDS				
*INSTRUCTION				
POLICE TRAINING INSTITUTE	882,307	906,966		906,966
	882,307*	906,966*		906,966*
*RESEARCH				
SURVEY RESEARCH LAB	493,970	481,514	34,814	516,328
GOVT & PUBLIC AFFAIRS	400,531	473,570	90,955	564,525
GERONTOLOGY CENTER	45,000		53,000	53,000
UNIV OFC OF PUBLIC SERV	2,250,000		1,950,000	1,950,000
	3,189,501*	955,084*	2,128,769*	3,083,853*
*PUBLIC SERVICE				
OF STATE WIDE PRGMING	525,430	412,676	137,442	550,118
FIRE SERVICE INSTITUTE	1,035,200	637,765	478,035	1,115,800
	1,560,630*	1,050,441*	615,477*	1,665,918*
*ACADEMIC SUPPORT				
UNIVERSITY PRESS	393,822	407,880		407,880
OF STATE WIDE PRGMING	4,070		4,787	4,787
UNIV OFC OF PUBLIC SERV	1,030,976	624,398	439,266	1,063,664
	1,429,468*	1,032,278*	444,053*	1,476,331*
*STUDENT SERVICES				
ALUMNI CAREER CENTER	93,701	89,919	6,864	96,783
SCH & COLLEGE RELATIONS	431,211	401,500	42,039	443,539
	524,912*	491,419*	48,903*	540,322*
*INSTITUTIONAL SUPPORT				
BOARD OF TRUSTEES	241,724	170,245	89,246	259,491
SECRETARY OF UNIVERSITY	74,317	76,299	1,628	77,927
PRESIDENT'S OFFICE	633,792	536,000	109,036	645,036
INTER-CAMPUS MAIL & TRANS	71,590	38,680	32,910	71,590
MEMBERSHIPS IN ORGNZATNS	103,210		105,790	105,790
PUBLIC FUNCTNS & PUBLICAT	16,334		16,334	16,334
UNIVERSITY PUBLIC AFFAIRS	331,212	271,333	70,202	341,535
OF UNIVERSITY COUNSEL	325,133	372,319		372,319
OFFICE OF LEGAL COUNSEL	517,672	493,927		493,927
V P FOR BUS & FINANCE	274,560	229,860	52,857	282,717
OF UNIV AUDITS	925,159	909,447	27,498	936,945
CA RESERVE	3,065,863	1,803,635	7,017,791	8,821,426
OF FOR PLN & BUDGETING	963,900	945,444	172,424	1,117,868
OF FOR CAPITAL PROGRAMS	901,182	964,473	69,000	1,033,473
ADM INFO SYSTEMS & SERV	12,345,891	7,417,487	5,604,640	13,022,127
OF GOVERNMENTAL REL	175,529	267,619	45,193	312,812
NONAC BUDGET BALANCES	110,199	901,000		901,000
FEDERAL & CORP RELATIONS	138,713	14,168		14,168



ADMINISTRATIVE OFFICES  
CENTRAL ADMINISTRATION

	PRESENT AMOUNT	PROPOSED SALARIES & WAGES	AMOUNT EXPENSE & EQUIP	TOTAL
**APPROPRIATED FUNDS				
*INSTITUTIONAL SUPPORT				
UNIV OFC FOR DEVELOPMENT	859,976	977,817		977,817
ALUMNI RELATNS & RECORDS	583,343	554,803	59,600	614,403
BUS & FINANCIAL AFFAIRS	584,859	543,847	52,779	596,626
RISK MANAGEMENT	189,107	144,835	49,270	194,105
ASSOC VP FOR ADM & PERSNL	1,113,140	1,072,292	62,001	1,134,293
BUSINESS AFFAIRS	1,558,544	1,444,624	115,064	1,559,688
BUSINESS SYSTEMS	199,572	190,693	8,438	199,131
ACCOUNTING DIVISION	1,497,674	1,476,967	18,502	1,495,469
STU FIN SRV & CASHIERING	766,066	716,727	55,772	772,499
STU ACCOUNTS & CASHIERING	352,208	313,878	40,186	354,064
GRANTS & CONTRACTS	428,349	434,092		434,092
BENEFITS CENTER	233,459	233,936	285	234,221
PURCHASING DIVISION	1,737,228	1,651,537	90,333	1,741,870
PAYROLL OPERATIONS	621,713	560,730	63,633	624,363
V P ACADEMIC AFFAIRS	362,618	308,963	62,021	370,984
	32,303,836*	26,037,677*	14,092,433*	40,130,110*
*PHYSICAL PLANT				
CA RESERVE	2,637,600		4,113,700	4,113,700
	2,637,600*		4,113,700*	4,113,700*
*SCHOLARSHIP/FELLOWSHIP				
UNIV ACADEMIC PROGRAMS	1,200,000		2,230,000	2,230,000
	1,200,000*		2,230,000*	2,230,000*
*RETIREMENT				
RETIREMENT/MEDICARE	1,820,000	1,923,400		1,923,400
	1,820,000*	1,923,400*		1,923,400*
TOTAL APPROPRIATED FUNDS	45,548,254	32,397,265	23,673,335	56,070,600
**INSTITUTIONAL FUNDS				
*RESEARCH				
SURVEY RESEARCH LAB	60,000		60,000	60,000
GOVT & PUBLIC AFFAIRS	20,000		20,000	20,000
	80,000*		80,000*	80,000*
*PUBLIC SERVICE				
POLICE TRAINING INSTITUTE	4,000		11,000	11,000
	4,000*		11,000*	11,000*





ADMINISTRATIVE OFFICES  
CENTRAL ADMINISTRATION

	PRESENT AMOUNT	PROPOSED SALARIES & WAGES	PROPOSED AMOUNT EXPENSE & EQUIP	TOTAL
**INSTITUTIONAL FUNDS				
*ACADEMIC SUPPORT				
UNIV OFC OF PUBLIC SERV	33,000		59,000	59,000
	33,000*		59,000*	59,000*
*STUDENT SERVICES				
SCH & COLLEGE RELATIONS	1,100		1,100	1,100
	1,100*		1,100*	1,100*
*INSTITUTIONAL SUPPORT				
BOARD OF TRUSTEES	65,290		56,990	56,990
PRESIDENT'S OFFICE	183,150	4,500	273,550	278,050
MEMBERSHIPS IN ORGNZATNS	57,335		58,935	58,935
UNIVERSITY PUBLIC AFFAIRS	24,900		33,100	33,100
OFC OF UNIVERSITY COUNSEL	475,190	5,258	524,332	529,590
OFFICE OF LEGAL COUNSEL	32,000		32,800	32,800
V P FOR BUS & FINANCE	200,980		234,880	234,880
OFC OF UNIV AUDITS	45,292	6,068	43,924	49,992
CA RESERVE	1,269,118		1,493,742	1,493,742
OFC FOR PLN & BUDGETING	58,000		86,000	86,000
OFC FOR CAPITAL PRGRMS			67,000	67,000
ADM INFO SYSTEMS & SERV	530,000		543,300	543,300
OFC OF GOVERNMENTAL REL	9,510		10,710	10,710
FEDERAL & CORP RELATIONS	940,000	40,311	1,458,185	1,498,496
UNIV OFC FOR DEVELOPMENT	547,606		454,918	454,918
BUS & FINANCIAL AFFAIRS	462,934	133,339	351,200	484,539
ASSOC VP FOR ADM & PERSNL	529,350		332,350	332,350
BUSINESS AFFAIRS	1,864,909	226,909	2,371,560	2,598,469
BUSINESS SYSTEMS	16,000		28,000	28,000
ACCOUNTING DIVISION	1,106,409	896,674	254,235	1,150,909
STU FIN SKV & CASHIERING	495,681	255,039	225,062	480,101
STU ACCOUNTS & CASHIERING	625,093	368,515	239,841	608,356
GRANTS & CONTRACTS	1,412,296	1,215,719	216,497	1,432,216
PURCHASING DIVISION	825,443	714,477	153,666	868,143
PAYROLL OPERATIONS	310,014	158,648	176,366	335,014
UNIV ACADEMIC PROGRAMS	1,348,000		1,667,000	1,667,000
	13,434,500*	4,025,457*	11,388,143*	15,413,600*
*PHYSICAL PLANT				
CA RESERVE	3,091,000		2,869,500	2,869,500
OFC FOR CAPITAL PROGRAMS	60,800	58,800	2,000	60,800
	3,151,800*	58,800*	2,871,500*	2,930,300*
TOTAL INSTITUTIONAL FUNDS	16,704,400	4,084,257	14,410,743	18,495,000



ADMINISTRATIVE OFFICES  
CENTRAL ADMINISTRATION

	PRESENT AMOUNT	PROPOSED AMOUNT SALARIES & WAGES	EXPENSE & EQUIP	TOTAL
**RESTRICTED FUNDS				
*INSTRUCTION				
EST REVOLVING	2,006,000	87,000	2,286,000	2,373,000
EST PRIVATE GIFTS	5,000	2,000	3,000	5,000
EST STATE CONTRACTS	304,000	248,000	74,000	322,000
	2,315,000*	337,000*	2,363,000*	2,700,000*
*RESEARCH				
EST PRIVATE GIFTS	1,000		1,000	1,000
EST U.S. CONTRACTS	373,000	163,000	225,000	388,000
EST STATE CONTRACTS	112,000	21,000	94,000	115,000
EST ENDOW INCOME	566,000		600,000	600,000
EST OTHER SPONS PROG	139,000	132,000	16,000	148,000
	1,191,000*	316,000*	936,000*	1,252,000*
*PUBLIC SERVICE				
EST REVOLVING	1,540,000	653,000	827,000	1,480,000
EST U.S. CONTRACTS	56,000	18,000	40,000	58,000
EST STATE CONTRACTS	1,003,000	142,000	888,000	1,030,000
EST OTHER SPONS PROG	59,000	17,000	44,000	61,000
	2,658,000*	830,000*	1,799,000*	2,629,000*
*ACADEMIC SUPPORT				
EST REVOLVING	2,676,000	629,000	2,071,000	2,700,000
EST PRIVATE GIFTS	2,000	2,000		2,000
	2,678,000*	631,000*	2,071,000*	2,702,000*
*STUDENT SERVICES				
EST OTHER SPONS PROG	19,000	16,000	5,000	21,000
	19,000*	16,000*	5,000*	21,000*
*INSTITUTIONAL SUPPORT				
EST PRIVATE GIFTS	19,000		19,000	19,000
EST U.S. CONTRACTS	191,000	204,000		204,000
EST STATE CONTRACTS	32,000	29,000	6,000	35,000
EST OTHER SPONS PROG	234,000	228,000	21,000	249,000
	476,000*	461,000*	46,000*	507,000*
*SCHOLARSHIP/FELLOWSHIP				
EST PRIVATE GIFTS	67,000	56,000	12,000	68,000
	67,000*	56,000*	12,000*	68,000*
*AUXILIARY ENTERPRISES				
OTHER AUXILIARIES	1,151,000	873,000	276,000	1,149,000
	1,151,000*	873,000*	276,000*	1,149,000*
TOTAL RESTRICTED FUNDS	10,555,000	3,520,000	7,508,000	11,028,000



ADMINISTRATIVE OFFICES  
CENTRAL ADMINISTRATION

	PRESENT AMOUNT	PROPOSED AMOUNT SALARIES & WAGES	EXPENSE & EQUIP	TOTAL
GRAND TOTAL	72,807,654	40,001,522	45,592,078	85,593,600









COLLEGE OF AGRICULTURE  
URBANA/CHAMPAIGN

	PRESENT AMOUNT	PROPOSED SALARIES & WAGES	AMOUNT EXPENSE & EQUIP	TOTAL
**APPROPRIATED FUNDS				
*INSTRUCTION				
AGR COMNC & EXTEN EDUC	350,331	342,417	20,825	363,242
AGRICULTURAL ECONOMICS	737,274	735,126	3,604	738,730
AGRICULTURAL ENGINEERING	489,133	480,024	68,113	548,137
AGRICULTURAL ENTOMOLOGY	12,430	13,179		13,179
AGRONOMY	656,584	680,560	16,608	697,168
ANIMAL SCIENCES	1,253,479	1,189,091	93,017	1,282,108
FOOD SCIENCE	392,906	383,736	3,567	387,303
FORESTRY	226,040	234,082	14,308	248,390
HUMAN RES & FAMILY STDYS	327,891	227,407	97,123	324,530
FAMILY AND CONSUMER ECON	168,588	140,070		140,070
FOODS AND NUTRITION	153,444	187,227		187,227
HUMAN DEV AND FAMILY ECOL	174,659	208,360		208,360
TEXTILES APPRL & INT DES	217,885	232,067		232,067
HORTICULTURE	461,952	487,021	3,999	491,020
DIV OF NUTRITIONAL SCI	105,601	111,860		111,860
PLANT PATHOLOGY	181,508	185,291	2,736	188,027
VOCATIONAL AGRICULTURE	133,552	137,909	1,060	138,969
	6,043,257*	5,975,427*	324,960*	6,300,387*
*RESEARCH				
INTERNATIONAL AGRICULTURE	138,578	150,022		150,022
AGR COMNC & EXTEN EDUC	62,580	57,471		57,471
AGRICULTURAL ECONOMICS	686,669	699,958	4,707	704,665
AGRICULTURAL ENGINEERING	590,013	611,059	59,478	670,537
AGRICULTURAL ENTOMOLOGY	101,788	92,863	11,202	104,065
AGRONOMY	2,174,985	2,217,402	106,914	2,324,316
ANIMAL SCIENCES	2,892,760	2,861,971	132,460	2,994,431
FOOD SCIENCE	549,798	549,308	29,049	578,357
FORESTRY	340,337	374,780	11,287	386,067
HUMAN RES & FAMILY STDYS	114,047	113,807		113,807
FAMILY AND CONSUMER ECON	103,232	109,756		109,756
FOODS AND NUTRITION	88,540	105,276		105,276
HUMAN DEV AND FAMILY ECOL	61,651	78,527	25,000	103,527
TEXTILES APPRL & INT DES	63,535	67,234		67,234
HORTICULTURE	995,098	995,159	51,123	1,046,282
DIV OF NUTRITIONAL SCI	30,710	31,326		31,326
PLANT PATHOLOGY	498,339	516,443	1,507	517,950
VETERINARY PROG IN AGR	450,652	420,920	20,070	440,990
	9,949,312*	10,053,282*	452,797*	10,506,079*
*PUBLIC SERVICE				
AGR COMNC & EXTEN EDUC	337,900	339,991		339,991
AGRICULTURAL ECONOMICS	300,703	311,887		311,887
AGRICULTURAL ENGINEERING	266,793	244,702		244,702
AGRICULTURAL ENTOMOLOGY	30,689	31,373		31,373



COLLEGE OF AGRICULTURE  
URBANA/CHAMPAIGN

	PRESENT AMOUNT	PROPOSED AMOUNT SALARIES & WAGES	EXPENSE & EQUIP	TOTAL
<b>**APPROPRIATED FUNDS</b>				
<b>*PUBLIC SERVICE</b>				
AGRONOMY	375,383	393,808		393,808
COOPERATIVE EXTEN	10,183,664	9,722,387	665,270	10,387,657
COUNTY BOARD MATCHING	2,877,300		3,316,400	3,316,400
COUNTY HOME EXTENSION	69,100	69,100		69,100
ANIMAL SCIENCES	316,565	335,469		335,469
FOOD SCIENCE	16,010	16,994		16,994
FORESTRY	82,678	88,114		88,114
FAMILY AND CONSUMER ECON	65,398	69,756		69,756
FOODS AND NUTRITION	16,737			
HUMAN DEV AND FAMILY ECOL	66,558	71,298		71,298
TEXTILES APPRL & INT DES	34,625	36,466		36,466
HORTICULTURE	328,921	311,470		311,470
PLANT PATHOLOGY	79,496	109,405		109,405
VETERINARY PROG IN AGR	14,062	14,062		14,062
	15,462,582*	12,166,282*	3,981,670*	16,147,952*
<b>*ACADEMIC SUPPORT</b>				
AGRICULTURE ADMIN	1,349,480	1,258,847	94,829	1,353,676
AGK GENERAL	1,769,122	1,591,371	61,153	1,652,524
AGR COMNC & EXTEN EDUC	225,050	216,237	10,725	226,962
	3,343,652*	3,066,455*	166,707*	3,233,162*
<b>*PHYSICAL PLANT</b>				
AGR GENERAL	470,176	320,266	123,176	443,442
AGRICULTURAL ENGINEERING	632		632	632
AGRONOMY	26,495		26,495	26,495
ANIMAL SCIENCES	76,005		88,748	88,748
FOOD SCIENCE			15,000	15,000
FORESTRY	18,051		18,051	18,051
HORTICULTURE	14,368		15,868	15,868
PLANT PATHOLOGY	1,180		1,180	1,180
VETERINARY PROG IN AGR	45,503		45,503	45,503
VOCATIONAL AGRICULTURE	266		266	266
	652,676*	320,266*	334,919*	655,185*
<b>TOTAL APPROPRIATED FUNDS</b>	<b>35,451,479</b>	<b>31,581,712</b>	<b>5,261,053</b>	<b>36,842,765</b>
<b>**INSTITUTIONAL FUNDS</b>				
<b>*RESEARCH</b>				
AGRICULTURE ADMIN	60,000		60,000	60,000
INTERNATIONAL AGRICULTURE	135,000	89,377	45,623	135,000
AGRICULTURAL ECONOMICS	14,000		14,000	14,000
AGRICULTURAL ENGINEERING	5,000		5,000	5,000
AGRONOMY	72,000	12,000	60,000	72,000



COLLEGE OF AGRICULTURE  
URBANA/CHAMPAIGN

	PRESENT AMOUNT	PROPOSED SALARIES & WAGES	AMOUNT EXPENSE & EQUIP	TOTAL
<b>**INSTITUTIONAL FUNDS</b>				
<b>*RESEARCH</b>				
ANIMAL SCIENCES	24,000		24,000	24,000
FOOD SCIENCE	26,000	2,830	23,170	26,000
FORESTRY	8,000		8,000	8,000
HUMAN RES & FAMILY STDYS	1,324		1,324	1,324
FAMILY AND CONSUMER ECON	2,676		2,676	2,676
FOODS AND NUTRITION	5,000		5,000	5,000
HORTICULTURE	3,000		3,000	3,000
PLANT PATHOLOGY	10,000		10,000	10,000
	366,000*	104,207*	261,793*	366,000*
<b>*PUBLIC SERVICE</b>				
COOPERATIVE EXTEN	24,000		24,000	24,000
	24,000*		24,000*	24,000*
<b>TOTAL INSTITUTIONAL FUNDS</b>	<b>390,000</b>	<b>104,207</b>	<b>285,793</b>	<b>390,000</b>
<b>**RESTRICTED FUNDS</b>				
<b>*INSTRUCTION</b>				
EST REVOLVING	417,000	218,000	224,000	442,000
EST PRIVATE GIFTS	145,000	50,000	98,000	148,000
EST U.S. CONTRACTS	15,000		15,000	15,000
EST FED*L APPROP	50,000		50,000	50,000
EST OTHER SPONS PROG	37,000	39,000		39,000
	664,000*	307,000*	387,000*	694,000*
<b>*RESEARCH</b>				
EST REVOLVING	2,870,000	502,000	2,521,000	3,023,000
EST PRIVATE GIFTS	1,667,000	868,000	832,000	1,700,000
EST U.S. CONTRACTS	3,210,000	2,235,000	1,144,000	3,379,000
EST STATE CONTRACTS	406,000	169,000	254,000	423,000
EST FED*L APPROP	4,798,000	2,838,000	1,960,000	4,798,000
EST ENDOW INCOME	453,000		475,000	475,000
EST OTHER SPONS PROG	2,099,000	1,395,000	811,000	2,206,000
	15,503,000*	8,007,000*	7,997,000*	16,004,000*
<b>*PUBLIC SERVICE</b>				
EST REVOLVING	1,986,000	384,000	1,558,000	1,942,000
EST PRIVATE GIFTS	3,990,000	2,613,000	1,456,000	4,069,000
EST U.S. CONTRACTS	4,172,000	1,155,000	3,154,000	4,309,000
EST STATE CONTRACTS	371,000	167,000	219,000	386,000
EST FED*L APPROP	10,107,000	8,598,000	1,509,000	10,107,000
EST OTHER SPONS PROG	922,000	816,000	163,000	979,000
	21,548,000*	13,733,000*	8,059,000*	21,792,000*



COLLEGE OF AGRICULTURE  
URBANA/CHAMPAIGN

	PRESENT AMOUNT	PROPOSED SALARIES & WAGES	AMOUNT EXPENSE & EQUIP	TOTAL
**RESTRICTED FUNDS				
*ACADEMIC SUPPORT				
EST REVOLVING	324,000	94,000	143,000	237,000
EST PRIVATE GIFTS	47,000		48,000	48,000
EST FED'L APPROP	46,000	19,000	27,000	46,000
	417,000*	113,000*	218,000*	331,000*
*PHYSICAL PLANT				
EST PRIVATE GIFTS	18,000		18,000	18,000
	18,000*		18,000*	18,000*
*SCHOLARSHIP/FELLOWSHIP				
EST PRIVATE GIFTS	209,000	30,000	184,000	214,000
EST U.S. CONTRACTS	171,000		189,000	189,000
	380,000*	30,000*	373,000*	403,000*
*AUXILIARY ENTERPRISES				
OTHER AUXILIARIES	11,000		11,000	11,000
	11,000*		11,000*	11,000*
TOTAL RESTRICTED FUNDS	38,541,000	22,190,000	17,063,000	39,253,000
GRAND TOTAL	74,382,479	53,875,919	22,609,846	76,485,765





COLLEGE OF COMMERCE & BUSINESS ADMIN  
URBANA/CHAMPAIGN

	PRESENT AMOUNT	PROPOSED SALARIES & WAGES	AMOUNT EXPENSE & EQUIP	TOTAL
**APPROPRIATED FUNDS				
*INSTRUCTION				
COMMERCE & BUS ADMIN	292,290	257,650	46,037	303,687
ACCOUNTANCY	2,297,443	2,251,679	125,816	2,377,495
ECONOMICS	2,903,376	2,868,249	150,000	3,018,249
FINANCE	1,202,769	1,224,694	24,194	1,248,888
BUSINESS ADMINISTRATION	2,647,767	2,612,990	128,390	2,741,380
	9,343,645*	9,215,262*	474,437*	9,689,699*
*RESEARCH				
COMMERCE & BUS ADMIN	255,000	157,444	97,556	255,000
OFC FOR INFORMATION MGT	454,018	360,031	103,623	463,654
BUR ECONOMIC & BUS RES	388,019	351,976	49,129	401,105
	1,097,037*	869,451*	250,308*	1,119,759*
*PUBLIC SERVICE				
EXECUTIVE DEVELOPMENT CTR	158,429	86,297	12,919	99,216
	158,429*	86,297*	12,919*	99,216*
*ACADEMIC SUPPORT				
COMMERCE & BUS ADMIN	961,003	888,097	83,939	972,036
CBA GENERAL	169,590	92,786	141,742	234,528
ECONOMICS	372,408	356,088	33,000	389,088
	1,503,001*	1,336,971*	258,681*	1,595,652*
*INSTITUTIONAL SUPPORT				
COMMERCE & BUS ADMIN	16,852	16,852		16,852
	16,852*	16,852*		16,852*
TOTAL APPROPRIATED FUNDS	12,118,964	11,524,833	996,345	12,521,178
**INSTITUTIONAL FUNDS				
*RESEARCH				
ECONOMICS	7,000	5,000	2,000	7,000
BUSINESS ADMINISTRATION	2,000		2,000	2,000
BUR ECONOMIC & BUS RES	600		600	600
	9,600*	5,000*	4,600*	9,600*
*ACADEMIC SUPPORT				
COMMERCE & BUS ADMIN	256,331		384,500	384,500
	256,331*		384,500*	384,500*
TOTAL INSTITUTIONAL FUNDS	265,931	5,000	389,100	394,100



COLLEGE OF COMMERCE & BUSINESS ADMIN  
URBANA/CHAMPAIGN

	PRESENT AMOUNT	PROPOSED SALARIES & WAGES	AMOUNT EXPENSE & EQUIP	TOTAL
**RESTRICTED FUNDS				
*INSTRUCTION				
EST REVOLVING	612,000	7,000	636,000	643,000
EST PRIVATE GIFTS	338,000	136,000	209,000	345,000
EST OTHER SPONS PROG	6,000	6,000		6,000
	956,000*	149,000*	845,000*	994,000*
*RESEARCH				
EST PRIVATE GIFTS	137,000	24,000	116,000	140,000
EST U.S. CONTRACTS	179,000	152,000	38,000	190,000
EST ENOUGH INCOME	92,000		95,000	95,000
EST OTHER SPONS PROG	182,000	186,000	8,000	194,000
	590,000*	362,000*	257,000*	619,000*
*PUBLIC SERVICE				
EST REVOLVING	1,750,000	466,000	1,380,000	1,846,000
EST PRIVATE GIFTS	111,000	11,000	101,000	112,000
EST U.S. CONTRACTS	3,000		3,000	3,000
EST OTHER SPONS PROG	937,000	74,000	885,000	959,000
	2,801,000*	551,000*	2,369,000*	2,920,000*
*ACADEMIC SUPPORT				
EST PRIVATE GIFTS	155,000	91,000	67,000	158,000
	155,000*	91,000*	67,000*	158,000*
*SCHOLARSHIP/FELLOWSHIP				
EST PRIVATE GIFTS	128,000	9,000	121,000	130,000
	128,000*	9,000*	121,000*	130,000*
*AUXILIARY ENTERPRISES				
OTHER AUXILIARIES	28,000	4,000	25,000	29,000
	28,000*	4,000*	25,000*	29,000*
TOTAL RESTRICTED FUNDS	4,658,000	1,166,000	3,684,000	4,850,000
GRAND TOTAL	17,042,895	12,695,833	5,069,445	17,765,278



COLLEGE OF EDUCATION  
URBANA/CHAMPAIGN

	PRESENT AMOUNT	PROPOSED SALARIES & WAGES	AMOUNT EXPENSE & EQUIP	TOTAL
**APPROPRIATED FUNDS				
*INSTRUCTION				
EDUCATION ADMIN	3,000			
ADMIN HIGHER & CONT ED	301,256	364,181	14,057	378,238
STUDENT TEACHING	374,249	332,889	60,412	393,301
EDUCATIONAL PSYCHOLOGY	1,266,726	1,342,864	45,964	1,388,828
ELEMENTARY & EARLY CH ED	864,625	791,240	28,823	820,063
EDUC POLICY STUDIES	732,390	712,190	28,322	740,512
SECONDARY & CONTIN ED	440,235	485,329	19,254	504,583
SPECIAL ED	382,813	422,013	18,191	440,204
VOCATIONAL & TECHNICAL ED	442,574	447,979	19,617	467,596
CNCL TEACHER ED ADMIN	61,409	60,471	4,200	64,671
	4,869,277*	4,959,156*	238,840*	5,197,996*
*RESEARCH				
BUR EDUCATIONAL RES	314,624	355,136	13,258	368,394
INSTR RES & CURRIC EVAL	105,454	69,270	3,599	72,869
CTR FOR STUDY OF READING	373,043	373,814	10,206	384,020
	793,121*	798,220*	27,063*	825,283*
*ACADEMIC SUPPORT				
EDUCATION ADMIN	960,071	866,346	163,880	1,030,226
ED GENERAL	249,802	20,245		20,245
CNCL TEACHER ED ADMIN	134,135	110,851	19,740	130,591
	1,344,008*	1,003,442*	183,620*	1,187,062*
*STUDENT SERVICES				
EDUCATION ADMIN	112,573	99,756	14,450	114,206
	112,573*	99,756*	14,450*	114,206*
TOTAL APPROPRIATED FUNDS	7,118,979	6,860,574	463,973	7,324,547
**INSTITUTIONAL FUNDS				
*RESEARCH				
ADMIN HIGHER & CONT ED			15,000	15,000
EDUCATIONAL PSYCHOLOGY	22,042		34,000	34,000
ELEMENTARY & EARLY CH ED	24,736		25,000	25,000
SECONDARY & CONTIN ED	7,690		8,000	8,000
SPECIAL ED	32,266		69,000	69,000
VOCATIONAL & TECHNICAL ED	12,150		20,000	20,000
BUR EDUCATIONAL RES	1,000		1,000	1,000
CTR FOR STUDY OF READING	119,286	49,149	110,851	160,000
	219,170*	49,149*	282,851*	332,000*



COLLEGE OF EDUCATION  
URBANA/CHAMPAIGN

	PRESENT AMOUNT	PROPOSED SALARIES & WAGES	AMOUNT EXPENSE & EQUIP	TOTAL
**INSTITUTIONAL FUNDS				
*PUBLIC SERVICE				
INSTR RES & CURRIC EVAL	7,681		8,000	8,000
	7,681*		8,000*	8,000*
*ACADEMIC SUPPORT				
EDUCATION ADMIN	207,702	3,000	360,765	363,765
	207,702*	3,000*	360,765*	363,765*
TOTAL INSTITUTIONAL FUNDS	434,553	52,149	651,616	703,765
**RESTRICTED FUNDS				
*INSTRUCTION				
EST PRIVATE GIFTS	4,000	4,000		4,000
EST U.S. CONTRACTS	463,000	363,000	127,000	490,000
EST OTHER SPONS PROG	6,000	6,000		6,000
	473,000*	373,000*	127,000*	500,000*
*RESEARCH				
EST REVOLVING	6,000		6,000	6,000
EST PRIVATE GIFTS	82,000	70,000	14,000	84,000
EST U.S. CONTRACTS	3,541,000	2,523,000	1,206,000	3,729,000
EST STATE CONTRACTS	372,000	258,000	134,000	392,000
EST OTHER SPONS PROG	517,000	369,000	176,000	545,000
	4,518,000*	3,220,000*	1,536,000*	4,756,000*
*PUBLIC SERVICE				
EST REVOLVING	445,000	188,000	283,000	471,000
EST PRIVATE GIFTS	2,000		2,000	2,000
EST U.S. CONTRACTS	32,000	28,000	6,000	34,000
EST STATE CONTRACTS	3,000		3,000	3,000
EST OTHER SPONS PROG	764,000	681,000	131,000	812,000
	1,246,000*	897,000*	425,000*	1,322,000*
*ACADEMIC SUPPORT				
EST PRIVATE GIFTS	30,000	2,000	28,000	30,000
	30,000*	2,000*	28,000*	30,000*
*SCHOLARSHIP/FELLOWSHIP				
EST PRIVATE GIFTS	14,000		15,000	15,000
EST U.S. CONTRACTS	22,000		22,000	22,000
	36,000*		37,000*	37,000*





COLLEGE OF EDUCATION  
URBANA/CHAMPAIGN

	PRESENT AMOUNT	PROPOSED SALARIES & WAGES	AMOUNT EXPENSE & EQUIP	TOTAL
**RESTRICTED FUNDS				
*AUXILIARY ENTERPRISES	62,000	24,000	41,000	65,000
OTHER AUXILIARIES	62,000*	24,000*	41,000*	65,000*
TOTAL RESTRICTED FUNDS	6,365,000	4,516,000	2,194,000	6,710,000
GRAND TOTAL	13,918,532	11,428,723	3,309,589	14,738,312



COLLEGE OF ENGINEERING  
URBANA/CHAMPAIGN

	PRESENT AMOUNT	PROPOSED SALARIES & WAGES	AMOUNT EXPENSE & EQUIP	TOTAL
**APPROPRIATED FUNDS				
*INSTRUCTION				
ENG GENERAL	197,072	258,932	66,000	324,932
AERONAUT & ASTRONAUT ENG	1,146,440	1,212,210	59,274	1,271,484
COMPUTER SCIENCE	3,388,974	3,464,810	99,276	3,564,086
CIVIL ENGINEERING	3,562,898	3,643,209	91,978	3,735,187
ELECTRICAL & COMPUTER ENG	6,238,984	6,329,053	233,014	6,562,067
GENERAL ENGINEERING	1,429,595	1,436,149	60,817	1,496,906
MATERIALS SCI ENG	2,293,262	2,223,759	149,757	2,373,516
MECHANICAL & INDUSTRIAL ENG	3,644,038	3,470,191	316,838	3,787,029
NUCLEAR ENGINEERING	922,938	809,179	61,491	870,670
PHYSICS	5,080,129	5,716,538	73,888	5,790,426
THEORETICAL & APPLIED MECH	1,662,689	1,605,237	73,306	1,678,543
	30,167,039*	30,169,267*	1,285,639*	31,454,906*
*RESEARCH				
ENGINEERING ADMIN	3,380	3,380		3,380
AERONAUT & ASTRONAUT ENG	7,000	7,000		7,000
ENGR BIOENGINEERING	24,725	19,242	5,283	24,525
CHEMICAL ENG STATION	33,690	35,800		35,800
CIVIL ENGINEERING	354,125	323,649	5,000	328,649
COORDINATED SCIENCE LAB	404,687	315,432		315,432
ELECTRICAL & COMPUTER ENG	79,540	79,540		79,540
MATERIALS RESEARCH LAB	20,780	22,588		22,588
MATERIALS ENG RES LAB	148,636	127,270	3,500	130,770
MATERIALS SCI ENG	43,461	41,402	2,059	43,461
MECHANICAL & INDUSTRIAL ENG	110,796	49,179	4,377	53,556
NUCLEAR ENGINEERING	9,858	93,088		93,088
PHYSICS	201,105	211,304		211,304
THEORETICAL & APPLIED MECH	102,243	103,506	4,802	108,308
	1,544,026*	1,432,380*	25,021*	1,457,401*
*PUBLIC SERVICE				
ENGINEERING ADMIN	191,224	170,580	35,400	205,980
ENG GENERAL	19,957		19,957	19,957
	211,181*	170,580*	55,357*	225,937*
*ACADEMIC SUPPORT				
ENGINEERING ADMIN	2,108,795	1,805,053	289,533	2,094,586
ENG GENERAL	205,717	78,674	130,043	208,717
NUCLEAR ENGINEERING	64,983	68,883		68,883
	2,379,495*	1,952,610*	419,576*	2,372,186*



COLLEGE OF ENGINEERING  
URBANA/CHAMPAIGN

	PRESENT AMOUNT	PROPOSED SALARIES & WAGES	AMOUNT EXPENSE & EQUIP	TOTAL
**APPROPRIATED FUNDS				
*PHYSICAL PLANT				
ENG GENERAL	636,000	454,400	200,000	654,400
	636,000*	454,400*	200,000*	654,400*
<b>TOTAL APPROPRIATED FUNDS</b>	<b>34,937,741</b>	<b>34,179,237</b>	<b>1,985,593</b>	<b>36,164,830</b>
**INSTITUTIONAL FUNDS				
*RESEARCH				
MICROELECTRONICS LAB	250,000		150,000	150,000
AERONAUT & ASTRONAUT ENG	35,000		50,000	50,000
AD ENVIR CNTL TECH RES CT	50,000		55,000	55,000
COMPUTER SCIENCE	200,000	85,000	115,000	200,000
CIVIL ENG RSRCH CNTR	80,000		90,000	90,000
CIVIL ENGINEERING	200,000	179,500	500	180,000
COORDINATED SCIENCE LAB	664,924	295,070	377,354	672,424
ELECTRICAL & COMPUTER ENG	454,500	116,740	387,760	504,500
GENERAL ENGINEERING	3,000		15,000	15,000
MATERIALS RESEARCH LAB	400,000		400,000	400,000
MATERIALS SCI ENG	130,000	2,000	158,000	160,000
MECHANICAL & INDOUSTR ENG	200,000	155,000	145,000	300,000
NUCLEAR ENGINEERING	45,500	14,136	35,864	50,000
PHYSICS	720,000	145,000	555,000	700,000
THEORETICAL & APPLD MECH	125,000	20,000	80,000	100,000
	3,557,924*	1,012,446*	2,614,478*	3,626,924*
*ACADEMIC SUPPORT				
ENGINEERING ADMIN	550,000		600,000	600,000
ENG GENERAL	28,093	19,600	8,493	28,093
	578,093*	19,600*	608,493*	628,093*
<b>TOTAL INSTITUTIONAL FUNDS</b>	<b>4,136,017</b>	<b>1,032,046</b>	<b>3,222,971</b>	<b>4,255,017</b>
**RESTRICTED FUNDS				
*INSTRUCTION				
EST PRIVATE GIFTS	685,000	219,000	479,000	698,000
EST U.S. CONTRACTS	19,000	9,000	10,000	19,000
EST STATE CONTRACTS	472,000		482,000	482,000
EST OTHER SPONS PROG	272,000	31,000	248,000	279,000
	1,448,000*	259,000*	1,219,000*	1,478,000*



COLLEGE OF ENGINEERING  
URBANA/CHAMPAIGN

	PRESENT AMOUNT	PROPOSED SALARIES & WAGES	AMOUNT EXPENSE & EQUIP	TOTAL
<b>**RESTRICTED FUNDS</b>				
<b>*RESEARCH</b>				
EST REVOLVING	110,000	56,000	61,000	117,000
EST PRIVATE GIFTS	2,184,000	938,000	1,290,000	2,228,000
EST U.S. CONTRACTS	37,399,000	20,779,000	18,839,000	39,618,000
EST STATE CONTRACTS	899,000	700,000	249,000	949,000
EST ENDOW INCOME	183,000		190,000	190,000
EST OTHER SPONS PROG	4,061,000	2,609,000	1,656,000	4,265,000
	44,836,000*	25,082,000*	22,285,000*	47,367,000*
<b>*PUBLIC SERVICE</b>				
EST REVOLVING	529,000	123,000	434,000	557,000
EST PRIVATE GIFTS	765,000	76,000	704,000	780,000
EST U.S. CONTRACTS	305,000	253,000	70,000	323,000
EST OTHER SPONS PROG	538,000	439,000	131,000	570,000
	2,137,000*	891,000*	1,339,000*	2,230,000*
<b>*ACADEMIC SUPPORT</b>				
EST PRIVATE GIFTS	218,000	108,000	115,000	223,000
EST OTHER SPONS PROG	4,000		4,000	4,000
	222,000*	108,000*	119,000*	227,000*
<b>*STUDENT SERVICES</b>				
EST PRIVATE GIFTS	60,000	2,000	60,000	62,000
	60,000*	2,000*	60,000*	62,000*
<b>*INSTITUTIONAL SUPPORT</b>				
EST PRIVATE GIFTS	5,000	1,000	4,000	5,000
	5,000*	1,000*	4,000*	5,000*
<b>*PHYSICAL PLANT</b>				
EST PRIVATE GIFTS	29,000		29,000	29,000
	29,000*		29,000*	29,000*
<b>*SCHOLARSHIP/FELLOWSHIP</b>				
EST PRIVATE GIFTS	1,014,000	27,000	1,008,000	1,035,000
EST U.S. CONTRACTS	504,000	14,000	501,000	515,000
	1,518,000*	41,000*	1,509,000*	1,550,000*
<b>TOTAL RESTRICTED FUNDS</b>	<b>50,255,000</b>	<b>26,384,000</b>	<b>26,564,000</b>	<b>52,948,000</b>
<b>GRAND TOTAL</b>	<b>89,328,758</b>	<b>61,595,283</b>	<b>31,772,564</b>	<b>93,367,847</b>





COLLEGE OF FINE ARTS  
URBANA/CHAMPAIGN

	PRESENT AMOUNT	PROPOSED SALARIES & WAGES	AMOUNT EXPENSE & EQUIP	TOTAL
<b>**APPROPRIATED FUNDS</b>				
<b>*INSTRUCTION</b>				
FINE & APPLIED ARTS ADMIN	19,000	19,000		19,000
ARCHITECTURE	2,305,113	2,240,811	147,075	2,387,886
ART AND DESIGN	3,276,425	3,223,705	158,139	3,381,844
DANCE	272,441	303,303	11,936	315,239
LANDSCAPE ARCHITECTURE	545,616	560,129	13,615	573,744
MUSIC	4,372,114	4,279,066	234,596	4,513,662
THEATRE	649,824	669,095	10,484	679,579
U OF I BANDS	44,469	18,701	25,782	44,483
URBAN & REGIONAL PLANNING	701,000	677,785	30,878	708,663
	12,186,002*	11,991,595*	632,505*	12,624,100*
<b>*RESEARCH</b>				
SMALL HOMES CNCL-BLDG RES	207,265	209,862	5,660	215,522
	207,265*	209,862*	5,660*	215,522*
<b>*PUBLIC SERVICE</b>				
MUSIC	193,065	193,813		193,813
	193,065*	193,813*		193,813*
<b>*ACADEMIC SUPPORT</b>				
FINE & APPLIED ARTS ADMIN	314,094	277,036	47,408	324,444
FAA GENERAL	62,287	31,599	7,174	38,773
KRANNERT CTR PERFORM ARTS	930,252	938,548	21,218	959,766
KRANNERT ART MUSEUM	309,624	293,077	141,039	434,116
	1,616,257*	1,540,260*	216,839*	1,757,099*
<b>*PHYSICAL PLANT</b>				
KRANNERT CTR PERFORM ARTS	415,878	393,565	13,068	406,633
	415,878*	393,565*	13,068*	406,633*
<b>TOTAL APPROPRIATED FUNDS</b>	<b>14,618,467</b>	<b>14,329,095</b>	<b>868,072</b>	<b>15,197,167</b>
<b>**INSTITUTIONAL FUNDS</b>				
<b>*RESEARCH</b>				
FAA GENERAL	10,232		10,232	10,232
ARCHITECTURE	40,519	14,100	2,100	16,200
ART AND DESIGN	12,748		12,748	12,748
LANDSCAPE ARCHITECTURE	5,200	200	5,000	5,200
MUSIC	21,000		21,000	21,000
URBAN & REGIONAL PLANNING	47,000		50,000	50,000
SMALL HOMES CNCL-BLDG RES	15,000	11,000	4,000	15,000
	151,699*	25,300*	105,080*	130,380*



COLLEGE OF FINE ARTS  
URBANA/CHAMPAIGN

	PRESENT AMOUNT	PROPOSED SALARIES & WAGES	AMOUNT EXPENSE & EQUIP	TOTAL
**INSTITUTIONAL FUNDS				
*PUBLIC SERVICE				
URBAN & REGIONAL PLANNING	1,886	225	1,661	1,886
	1,886*	225*	1,661*	1,886*
*ACADEMIC SUPPORT				
FINE & APPLIED ARTS ADMIN	141,169		240,169	240,169
KRANNERT ART MUSEUM	1,570		1,570	1,570
	142,739*		241,739*	241,739*
TOTAL INSTITUTIONAL FUNDS	296,324	25,525	348,480	374,005
**RESTRICTED FUNDS				
*INSTRUCTION				
EST REVOLVING	119,000	16,000	109,000	125,000
EST PRIVATE GIFTS	177,000	35,000	146,000	181,000
EST U.S. CONTRACTS	12,000	1,000	11,000	12,000
EST ENDOW INCOME	172,000		180,000	180,000
EST OTHER SPONS PROG	27,000	29,000		29,000
	507,000*	81,000*	446,000*	527,000*
*RESEARCH				
EST REVOLVING	39,000		40,000	40,000
EST PRIVATE GIFTS	44,000	1,000	44,000	45,000
EST U.S. CONTRACTS	1,833,000	1,632,000	314,000	1,946,000
EST STATE CONTRACTS	279,000	236,000	59,000	295,000
EST OTHER SPONS PROG	28,000	8,000	20,000	28,000
	2,223,000*	1,877,000*	477,000*	2,354,000*
*PUBLIC SERVICE				
EST REVOLVING	458,000	129,000	354,000	483,000
EST PRIVATE GIFTS	18,000	9,000	9,000	18,000
EST U.S. CONTRACTS	156,000	47,000	115,000	162,000
EST STATE CONTRACTS	6,000		6,000	6,000
EST OTHER SPONS PROG	8,000	5,000	4,000	9,000
	646,000*	190,000*	488,000*	678,000*
*ACADEMIC SUPPORT				
EST PRIVATE GIFTS	123,000		125,000	125,000
EST STATE CONTRACTS	86,000	1,000	87,000	88,000
EST OTHER SPONS PROG	7,000	7,000		7,000
	216,000*	8,000*	212,000*	220,000*



COLLEGE OF FINE ARTS  
URBANA/CHAMPAIGN

	PRESENT AMOUNT	PROPOSED SALARIES & WAGES	AMOUNT EXPENSE & EQUIP	TOTAL
**RESTRICTED FUNDS				
*SCHOLARSHIP/FELLOWSHIP EST PRIVATE GIFTS	122,000 122,000*		125,000 125,000*	125,000 125,000*
*AUXILIARY ENTERPRISES OTHER AUXILIARIES	1,481,000 1,481,000*	262,000 262,000*	1,299,000 1,299,000*	1,561,000 1,561,000*
TOTAL RESTRICTED FUNDS	5,195,000	2,418,000	3,047,000	5,465,000
GRAND TOTAL	20,109,791	16,772,620	4,263,552	21,036,172



GRADUATE COLLEGE  
URBANA/CHAMPAIGN

	PRESENT AMOUNT	PROPOSED AMOUNT SALARIES & WAGES	EXPENSE & EQUIP	TOTAL
**APPROPRIATED FUNDS				
*INSTRUCTION				
ATMOSPHERIC SCIENCES	418,988	427,555	8,935	436,490
	418,988*	427,555*	8,935*	436,490*
*RESEARCH				
BIOTECHNOLOGY CENTER	335,371	222,247	89,130	311,377
RESEARCH BOARD	555,350	584,360		584,360
SUPERCOMPUTING APPLICATNS	1,970,712	1,510,085	508,342	2,018,427
CENTER FOR ADVANCED STUDY	466,433	425,061	56,200	481,261
SUPERCOMPUTING RES & DEV	1,130,048	1,237,398		1,237,398
HOUSING RES & DEVELOPMENT	189,647	188,282	8,210	196,492
ARTIFICIAL INTEL/COG SCI	84,690	56,530	103,320	159,850
CUMM ON NATURAL AREAS	26,321	23,061	3,260	26,321
	4,758,572*	4,247,024*	768,462*	5,015,486*
*ACADEMIC SUPPORT				
GRADUATE COLLEGE ADMIN	1,236,376	1,142,339	114,960	1,257,299
GRAD GENERAL	36,989	36,000		36,000
BIOTECHNOLOGY CENTER	103,660	86,430	52,150	138,580
OFC OF LAB ANIMAL CARE	167,620	170,112	4,160	174,272
	1,544,645*	1,434,881*	171,270*	1,606,151*
*SCHOLARSHIP/FELLOWSHIP				
ARTIFICIAL INTEL/COG SCI	72,650			
FELLOWSHIPS	1,203,600		1,203,600	1,203,600
	1,276,250*		1,203,600*	1,203,600*
TOTAL APPROPRIATED FUNDS	7,998,455	6,109,460	2,152,267	8,261,727
**INSTITUTIONAL FUNDS				
*RESEARCH				
GRADUATE COLLEGE ADMIN	1,114,660		404,000	404,000
RESEARCH BOARD	1,525,900		1,525,900	1,525,900
SUPERCOMPUTING APPLICATNS	50,000		401,440	401,440
SUPERCOMPUTING RES & DEV	150,000		290,000	290,000
HOUSING RES & DEVELOPMENT	7,500		7,500	7,500
ATMOSPHERIC SCIENCES	50,000	1,000	49,000	50,000
STATE GEOLOGICAL SURVEY	175,100	75,600	99,500	175,100
NATURAL HISTORY SURVEY	175,000	25,000	150,000	175,000
STATE WATER SURVEY	500,000	200,000	325,000	525,000
	3,748,160*	301,600*	3,252,340*	3,553,940*





GRADUATE COLLEGE  
URBANA/CHAMPAIGN

	PRESENT AMOUNT	PROPOSED SALARIES & WAGES	AMOUNT EXPENSE & EQUIP	TOTAL
**INSTITUTIONAL FUNDS				
*ACADEMIC SUPPORT				
GRADUATE COLLEGE ADMIN	35,000		140,000	140,000
	35,000*		140,000*	140,000*
*INSTITUTIONAL SUPPORT				
GRADUATE COLLEGE ADMIN	630,000		425,000	425,000
	630,000*		425,000*	425,000*
*SCHOLARSHIP/FELLOWSHIP				
FELLOWSHIPS	5,950		5,950	5,950
	5,950*		5,950*	5,950*
<b>TOTAL INSTITUTIONAL FUNDS</b>	<b>4,419,110</b>	<b>301,600</b>	<b>3,823,290</b>	<b>4,124,890</b>
**RESTRICTED FUNDS				
*RESEARCH				
EST REVOLVING	68,000	43,000	29,000	72,000
EST PRIVATE GIFTS	551,000	196,000	365,000	561,000
EST U.S. CONTRACTS	13,343,000	5,447,000	8,417,000	13,864,000
EST STATE CONTRACTS	7,242,000	4,416,000	3,177,000	7,593,000
EST ENDOW INCOME	104,000		110,000	110,000
EST OTHER SPONS PROG	4,058,000	1,031,000	3,157,000	4,188,000
	25,366,000*	11,133,000*	15,255,000*	26,388,000*
*PUBLIC SERVICE				
EST REVOLVING	205,000	130,000	87,000	217,000
EST PRIVATE GIFTS	9,000		9,000	9,000
EST U.S. CONTRACTS	42,000	20,000	24,000	44,000
EST STATE CONTRACTS	147,000	4,000	146,000	150,000
EST OTHER SPONS PROG	707,000	476,000	267,000	743,000
	1,110,000*	630,000*	533,000*	1,163,000*
*ACADEMIC SUPPORT				
EST REVOLVING	20,000		21,000	21,000
	20,000*		21,000*	21,000*
*PHYSICAL PLANT				
EST U.S. CONTRACTS	66,000		67,000	67,000
	66,000*		67,000*	67,000*
*SCHOLARSHIP/FELLOWSHIP				
EST PRIVATE GIFTS	109,000		111,000	111,000
EST U.S. CONTRACTS	451,000		460,000	460,000
EST STATE CONTRACTS	148,000		151,000	151,000
	708,000*		722,000*	722,000*



GRADUATE COLLEGE  
URBANA/CHAMPAIGN

	PRESENT AMOUNT	PROPOSED SALARIES & WAGES	AMOUNT EXPENSE & EQUIP	TOTAL
TOTAL RESTRICTED FUNDS	27,270,000	11,763,000	16,598,000	28,361,000
GRAND TOTAL	39,687,565	18,174,060	22,573,557	40,747,617



COLLEGE OF COMMUNICATIONS  
URBANA/CHAMPAIGN

	PRESENT AMOUNT	PROPOSED SALARIES & WAGES	AMOUNT EXPENSE & EQUIP	TOTAL
**APPROPRIATED FUNDS				
*INSTRUCTION				
ADVERTISING	385,923	384,499	9,985	394,484
JOURNALISM	570,556	539,668	27,200	566,868
RADIO & TELEVISION	39,891	44,199	1,000	45,199
INST COMMUNICATIONS RES	129,071	142,547		142,547
BROADCASTING DEVELOPMENT	11,450	11,568		11,568
BROADCASTING GENL ADMIN	278,033	279,585	4,963	284,548
	1,414,924*	1,402,066*	43,148*	1,445,214*
*RESEARCH				
INST COMMUNICATIONS RES	238,899	231,357	16,225	247,582
	238,899*	231,357*	16,225*	247,582*
*PUBLIC SERVICE				
RADIO STATION	351,819	344,563	16,688	361,251
TELEVISION STATION	285,362	238,322	47,945	286,267
	637,181*	582,885*	64,633*	647,518*
*ACADEMIC SUPPORT				
COMMUNICATIONS ADMIN	305,906	282,963	36,062	319,025
COMNC GENERAL	62,301	178,598		178,598
	368,207*	461,561*	36,062*	497,623*
*PHYSICAL PLANT				
RADIO STATION	14,910		14,910	14,910
TELEVISION STATION	25,990		25,990	25,990
	40,900*		40,900*	40,900*
TOTAL APPROPRIATED FUNDS	2,700,111	2,677,869	200,968	2,878,837
**INSTITUTIONAL FUNDS				
*RESEARCH				
INST COMMUNICATIONS RES	3,000	1,000	2,000	3,000
	3,000*	1,000*	2,000*	3,000*
*PUBLIC SERVICE				
BROADCASTING SPEL*L SRVS	20,000		20,000	20,000
	20,000*		20,000*	20,000*
*ACADEMIC SUPPORT				
COMMUNICATIONS ADMIN	8,100		8,100	8,100
	8,100*		8,100*	8,100*
TOTAL INSTITUTIONAL FUNDS	31,100	1,000	30,100	31,100



COLLEGE OF COMMUNICATIONS  
URBANA/CHAMPAIGN

	PRESENT AMOUNT	PROPOSED SALARIES & WAGES	AMOUNT EXPENSE & EQUIP	TOTAL
**RESTRICTED FUNDS				
*INSTRUCTION				
EST PRIVATE GIFTS	153,000	57,000	99,000	156,000
EST OTHER SPONS PROG	1,000	1,000		1,000
	154,000*	58,000*	99,000*	157,000*
*RESEARCH				
EST PRIVATE GIFTS	2,000	1,000	1,000	2,000
EST U.S. CONTRACTS	85,000	7,000	80,000	87,000
EST ENDOW INCOME	5,000		5,000	5,000
	92,000*	8,000*	86,000*	94,000*
*PUBLIC SERVICE				
EST REVOLVING	133,000	1,000	139,000	140,000
EST PRIVATE GIFTS	1,488,000	437,000	1,081,000	1,518,000
EST U.S. CONTRACTS	1,000		1,000	1,000
EST STATE CONTRACTS	252,000	82,000	178,000	260,000
EST OTHER SPONS PROG	822,000	404,000	454,000	858,000
	2,696,000*	924,000*	1,853,000*	2,777,000*
*ACADEMIC SUPPORT				
EST PRIVATE GIFTS	22,000	23,000		23,000
EST STATE CONTRACTS	5,000	5,000	1,000	6,000
	27,000*	28,000*	1,000*	29,000*
*PHYSICAL PLANT				
EST PRIVATE GIFTS	24,000		25,000	25,000
	24,000*		25,000*	25,000*
*SCHOLARSHIP/FELLOWSHIP				
EST PRIVATE GIFTS	34,000		35,000	35,000
	34,000*		35,000*	35,000*
*AUXILIARY ENTERPRISES				
OTHER AUXILIARIES	22,000	1,000	22,000	23,000
	22,000*	1,000*	22,000*	23,000*
TOTAL RESTRICTED FUNDS	3,049,000	1,019,000	2,121,000	3,140,000
GRAND TOTAL	5,780,211	3,697,869	2,352,068	6,049,937





COLLEGE OF LAW  
URBANA/CHAMPAIGN

	PRESENT AMOUNT	PROPOSED SALARIES & WAGES	AMOUNT EXPENSE & EQUIP	TOTAL
**APPROPRIATED FUNDS				
*INSTRUCTION				
LAW	3,507,808	3,462,942	164,900	3,627,842
	3,507,808*	3,462,942*	164,900*	3,627,842*
*SCHOLARSHIP/FELLOWSHIP				
LAW	4,600		4,600	4,600
	4,600*		4,600*	4,600*
TOTAL APPROPRIATED FUNDS	3,512,408	3,462,942	169,500	3,632,442
**INSTITUTIONAL FUNDS				
*RESEARCH				
LAW	32,000		82,600	82,600
	32,000*		82,600*	82,600*
*PUBLIC SERVICE				
LAW	15,000	10,500	4,500	15,000
	15,000*	10,500*	4,500*	15,000*
TOTAL INSTITUTIONAL FUNDS	47,000	10,500	87,100	97,600
**RESTRICTED FUNDS				
*INSTRUCTION				
EST PRIVATE GIFTS	10,000	11,000		11,000
EST ENDOW INCOME	8,000		8,000	8,000
EST OTHER SPONS PROG	40,000	43,000		43,000
	58,000*	54,000*	8,000*	62,000*
*RESEARCH				
EST PRIVATE GIFTS	28,000	29,000		29,000
EST U.S. CONTRACTS	3,000	3,000		3,000
EST OTHER SPONS PROG	19,000	20,000		20,000
	50,000*	52,000*		52,000*
*PUBLIC SERVICE				
EST REVOLVING	28,000		30,000	30,000
EST PRIVATE GIFTS	299,000	98,000	207,000	305,000
	327,000*	98,000*	237,000*	335,000*
*ACADEMIC SUPPORT				
EST PRIVATE GIFTS	6,000	6,000		6,000
	6,000*	6,000*		6,000*



COLLEGE OF LAW  
URBANA/CHAMPAIGN

	PRESENT AMOUNT	PROPOSED SALARIES & WAGES	AMOUNT EXPENSE & EQUIP	TOTAL
**RESTRICTED FUNDS				
*SCHOLARSHIP/FELLOWSHIP EST PRIVATE GIFTS	55,000 55,000*		56,000 56,000*	56,000 56,000*
*AUXILIARY ENTERPRISES OTHER AUXILIARIES	181,000 181,000*	8,000 8,000*	183,000 183,000*	191,000 191,000*
TOTAL RESTRICTED FUNDS	677,000	218,000	484,000	702,000
GRAND TOTAL	4,236,408	3,691,442	740,600	4,432,042



COLLEGE OF LIBERAL ARTS & SCIENCES  
URBANA/CHAMPAIGN

	PRESENT AMOUNT	PROPOSED SALARIES & WAGES	AMOUNT EXPENSE & EQUIP	TOTAL
**APPROPRIATED FUNDS				
*INSTRUCTION				
LIBERAL ARTS & SCI ADMIN	296,314	305,046	40,824	345,870
CELL & STRUCTURAL BIOLOGY	383,742	376,370	22,000	398,370
CTR FOR AFRICAN STUDIES	65,930	58,163	8,794	66,957
ANTHROPOLOGY	1,011,700	1,047,255	37,499	1,084,754
E ASIAN & PACIFIC STUOIES	467,017	483,926	10,985	494,911
ASTRONOMY	1,112,443	1,039,927	102,983	1,142,910
PLANT BIOLOGY	768,270	744,879	59,600	804,479
HUMANITIES	1,156,186	585,650	39,390	625,040
CLASSICS	552,365	623,982	12,876	636,858
COMPARATIVE LITERATURE	232,689	194,040	9,141	203,181
ENGLISH	3,534,202	3,602,695	99,337	3,702,032
ENGLISH AS AN INTER LANG	438,125	437,319	11,697	449,016
ECOLOGY ETHOLOGY & EVOLUT	788,026	723,991	55,400	779,391
ENTOMOLOGY	457,090	399,088	31,680	430,768
FRENCH	966,261	1,000,262	29,914	1,030,176
GEOGRAPHY	801,751	777,745	43,431	821,176
GEOLOGY	1,239,168	1,182,358	119,438	1,301,796
LATIN-AM & CARIB STUOIES	61,526	60,553	7,402	67,955
GERMANIC LANGUAGES & LITS	769,599	774,246	17,159	791,405
HISTORY	1,866,191	1,980,195	39,862	2,020,057
LINGUISTICS	695,002	699,507	14,658	714,165
SCHOOL OF LIFE SCIENCES	2,764,277	2,710,345	277,727	2,988,072
MATHEMATICS	5,496,840	5,643,520	101,364	5,744,884
MICROBIOLOGY	927,773	806,282	85,700	891,982
PHILOSOPHY	890,104	917,884	20,363	938,247
PHYSIOLOGY AND BIOPHYSICS	1,032,259	1,022,279	81,530	1,103,809
POLITICAL SCIENCE	1,523,557	1,494,722	50,513	1,545,235
RUSSIAN & E EUROPEAN CTR	38,927	62,000	6,759	68,759
PSYCHOLOGY	4,028,320	3,993,372	186,991	4,180,363
RELIGIOUS STUOIES	254,317	261,747	6,378	268,125
SLAVIC LANGUAGES & LITS	428,351	389,404	10,369	399,773
SOCIOLOGY	1,076,323	1,045,236	43,007	1,088,243
SOCIAL SCI QUANTITAT LAB	140,937	126,062	22,071	148,133
SPANISH ITALIAN & PORTUG	1,061,865	1,122,074	24,056	1,146,130
SPEECH COMMUNICATION	1,373,043	1,427,240	50,808	1,478,048
SPEECH & HEARING SCIENCE	672,758	649,559	30,581	680,140
STATISTICS	757,350	737,587	22,500	760,087
SCH CHEMICAL SCIENCES	4,845,133	4,010,650	949,299	4,959,949
BIOCHEMISTRY	779,788	805,216		805,216
CHEMISTRY	2,401,714	2,367,077		2,367,077
CHEMICAL ENGINEERING	1,044,697	954,994	45,540	1,000,534
	49,201,930*	47,644,447*	2,829,626*	50,474,073*



COLLEGE OF LIBERAL ARTS & SCIENCES  
URBANA/CHAMPAIGN

	PRESENT AMOUNT	PROPOSED SALARIES & WAGES	AMOUNT EXPENSE & EQUIP	TOTAL
<b>**APPROPRIATED FUNDS</b>				
<b>*RESEARCH</b>				
ANTHROPOLOGY	5,000	2,637	2,363	5,000
SCHOOL OF LIFE SCIENCES	33,650	20,650	13,000	33,650
MICROBIOLOGY	18,500	18,500		18,500
	57,150*	41,787*	15,363*	57,150*
<b>*ACADEMIC SUPPORT</b>				
LIBERAL ARTS & SCI ADMIN	1,318,659	1,368,267	89,750	1,458,017
LAS GENERAL	-4,143	474,424		474,424
ECOLOGY ETHOLOGY & EVOLUT	41,818	36,879	5,800	42,679
SCHOOL OF LIFE SCIENCES	24,221	24,221		24,221
MATHEMATICS	224,904	84,761	84,000	168,761
WORLD HERITAGE MUSEUM	79,835	97,071	5,563	102,634
SCH CHEMICAL SCIENCES	-7,688	2,437	640	3,077
	1,677,606*	2,088,060*	185,753*	2,273,813*
<b>*INSTITUTIONAL SUPPORT</b>				
LIBERAL ARTS & SCI ADMIN	2,000		2,000	2,000
	2,000*		2,000*	2,000*
<b>*PHYSICAL PLANT</b>				
SCHOOL OF LIFE SCIENCES	3,750		3,750	3,750
	3,750*		3,750*	3,750*
<b>TOTAL APPROPRIATED FUNDS</b>	<b>50,942,436</b>	<b>49,774,294</b>	<b>3,036,492</b>	<b>52,810,786</b>
<b>**INSTITUTIONAL FUNDS</b>				
<b>*RESEARCH</b>				
CELL & STRUCTURAL BIOLOGY	15,000	6,600	20,400	27,000
ANTHROPOLOGY	28,700	2,000	18,700	20,700
E ASIAN & PACIFIC STUDIES	1,000		1,000	1,000
ASTRONOMY	36,225		36,225	36,225
PLANT BIOLOGY	44,000		50,000	50,000
HUMANITIES	14,550		14,550	14,550
CLASSICS	600		600	600
COMPARATIVE LITERATURE	50		50	50
ENGLISH	6,260		6,260	6,260
ENGLISH AS AN INTER LANG	300		300	300
ECOLOGY ETHOLOGY & EVOLUT	30,000	5,050	21,950	27,000
ENTOMOLOGY	20,000		20,000	20,000
FRENCH	925		925	925
GEOGRAPHY	7,600		9,600	9,600
GEOLOGY	23,200		23,200	23,200
LATIN-AM & CARIB STUDIES	1,700		1,700	1,700
GERMANIC LANGUAGES & LITS	4,600	4,100	500	4,600





COLLEGE OF LIBERAL ARTS & SCIENCES  
URBANA/CHAMPAIGN

	PRESENT AMOUNT	PROPOSED SALARIES & WAGES	AMOUNT EXPENSE & EQUIP	TOTAL
**INSTITUTIONAL FUNDS				
*RESEARCH				
HISTORY	500		500	500
LINGUISTICS	50		50	50
SCHOOL OF LIFE SCIENCES	133,000	65,000	98,000	163,000
MATHEMATICS	62,625		62,625	62,625
MICROBIOLOGY	170,000	58,300	131,700	190,000
PHILOSOPHY	50		50	50
PHYSIOLOGY AND BIOPHYSICS	185,000	8,000	192,000	200,000
POLITICAL SCIENCE	4,975		1,115	1,115
PSYCHOLOGY	241,500	102,800	141,700	244,500
RELIGIOUS STUDIES	50		50	50
SLAVIC LANGUAGES & LITS	200		200	200
SOCIOLOGY	6,000		4,500	4,500
SPANISH ITALIAN & PORTUG	1,000		1,000	1,000
SPEECH COMMUNICATION	1,000		1,000	1,000
SPEECH & HEARING SCIENCE	10,800	6,000	7,300	13,300
STATISTICS	25,000	25,000		25,000
SCH CHEMICAL SCIENCES	554,000	200,000	415,000	615,000
BIOCHEMISTRY	121,000	42,000	98,000	140,000
CHEMISTRY	227,000	70,500	190,500	261,000
CHEMICAL ENGINEERING	19,000	5,900	20,100	26,000
	1,997,460*	601,250*	1,591,350*	2,192,600*
*ACADEMIC SUPPORT				
LIBERAL ARTS & SCI ADMIN	134,631		207,131	207,131
CTR FOR AFRICAN STUDIES	2,500		2,500	2,500
	137,131*		209,631*	209,631*
<b>TOTAL INSTITUTIONAL FUNDS</b>	<b>2,134,591</b>	<b>601,250</b>	<b>1,800,981</b>	<b>2,402,231</b>
**RESTRICTED FUNDS				
*INSTRUCTION				
EST REVOLVING	256,000	46,000	224,000	270,000
EST PRIVATE GIFTS	372,000	235,000	144,000	379,000
EST U.S. CONTRACTS	465,000	162,000	321,000	483,000
EST ENDOW INCOME	236,000		250,000	250,000
EST OTHER SPONS PROG	170,000	88,000	90,000	178,000
	1,499,000*	531,000*	1,029,000*	1,560,000*
*RESEARCH				
EST REVOLVING	30,000	14,000	17,000	31,000
EST PRIVATE GIFTS	1,502,000	467,000	1,065,000	1,532,000
EST U.S. CONTRACTS	16,509,000	10,798,000	6,246,000	17,044,000
EST STATE CONTRACTS	731,000	561,000	211,000	772,000
EST OTHER SPONS PROG	1,673,000	1,060,000	696,000	1,756,000



COLLEGE OF LIBERAL ARTS & SCIENCES  
URBANA/CHAMPAIGN

	PRESENT AMOUNT	PROPOSED SALARIES & WAGES	AMOUNT EXPENSE & EQUIP	TOTAL
**RESTRICTED FUNDS				
*RESEARCH	20,445,000*	12,900,000*	8,235,000*	21,135,000*
*PUBLIC SERVICE				
EST REVOLVING	235,000	86,000	162,000	248,000
EST PRIVATE GIFTS	42,000	12,000	31,000	43,000
EST U.S. CONTRACTS	251,000	182,000	82,000	264,000
EST STATE CONTRACTS	10,000	10,000		10,000
EST OTHER SPONS PROG	391,000	282,000	131,000	413,000
	929,000*	572,000*	406,000*	978,000*
*ACADEMIC SUPPORT				
EST PRIVATE GIFTS	13,000	1,000	13,000	14,000
EST U.S. CONTRACTS	16,000	17,000		17,000
EST OTHER SPONS PROG	25,000	27,000		27,000
	54,000*	45,000*	13,000*	58,000*
*SCHOLARSHIP/FELLOWSHIP				
EST PRIVATE GIFTS	467,000	5,000	471,000	476,000
EST U.S. CONTRACTS	827,000		844,000	844,000
EST OTHER SPONS PROG	67,000		69,000	69,000
	1,361,000*	5,000*	1,384,000*	1,389,000*
TOTAL RESTRICTED FUNDS	24,288,000	14,053,000	11,067,000	25,120,000
GRAND TOTAL	77,365,027	64,428,544	15,904,473	80,333,017



COLLEGE OF APPLIED LIFE STUDIES  
URBANA/CHAMPAIGN

	PRESENT AMOUNT	PROPOSED SALARIES & WAGES	AMOUNT EXPENSE & EQUIP	TOTAL
<b>**APPROPRIATED FUNDS</b>				
<b>*INSTRUCTION</b>				
HEALTH & SAFETY STUDIES	607,834	571,687	27,432	599,119
KINESIOLOGY	1,672,320	1,564,941	112,253	1,677,194
LEISURE STUDIES	622,850	609,970	35,625	645,595
	2,903,004*	2,746,598*	175,310*	2,921,908*
<b>*RESEARCH</b>				
INST FOR RES ON HUMAN DEV	396,627	386,501	23,840	410,341
	396,627*	386,501*	23,840*	410,341*
<b>*ACADEMIC SUPPORT</b>				
ALS ADMIN	203,630	166,491	44,187	210,678
ALS GENERAL	94,986	151,765		151,765
	298,616*	318,256*	44,187*	362,443*
<b>*STUDENT SERVICES</b>				
DIV OF CAMPUS RECREATION	409,361	413,212	8,326	421,538
REHABILITATION-EDUC SERV	931,390	898,026	65,747	963,773
	1,340,751*	1,311,238*	74,073*	1,385,311*
<b>TOTAL APPROPRIATED FUNDS</b>	<b>4,938,998</b>	<b>4,762,593</b>	<b>317,410</b>	<b>5,080,003</b>
<b>**INSTITUTIONAL FUNDS</b>				
<b>*RESEARCH</b>				
HEALTH & SAFETY STUDIES	11,400		15,000	15,000
KINESIOLOGY	7,000		7,000	7,000
INST FOR RES ON HUMAN DEV	10,000	500	24,700	25,200
LEISURE STUDIES	10,500		9,000	9,000
	38,900*	500*	55,700*	56,200*
<b>*ACADEMIC SUPPORT</b>				
ALS ADMIN	25,000		84,600	84,600
	25,000*		84,600*	84,600*
<b>*STUDENT SERVICES</b>				
DIV OF CAMPUS RECREATION	13,366	15,507		15,507
REHABILITATION-EDUC SERV	1,000		1,000	1,000
	14,366*	15,507*	1,000*	16,507*
<b>*RETIREMENT</b>				
DIV OF CAMPUS RECREATION	900	1,140		1,140
	900*	1,140*		1,140*
<b>TOTAL INSTITUTIONAL FUNDS</b>	<b>79,166</b>	<b>17,147</b>	<b>141,300</b>	<b>158,447</b>



COLLEGE OF APPLIED LIFE STUDIES  
URBANA/CHAMPAIGN

	PRESENT AMOUNT	PROPOSED SALARIES & WAGES	AMOUNT EXPENSE & EQUIP	TOTAL
**RESTRICTED FUNDS				
*INSTRUCTION				
EST PRIVATE GIFTS	84,000		85,000	85,000
	84,000*		85,000*	85,000*
*RESEARCH				
EST REVOLVING	9,000		9,000	9,000
EST PRIVATE GIFTS	31,000	15,000	17,000	32,000
EST U.S. CONTRACTS	234,000	176,000	71,000	247,000
EST OTHER SPONS PROG	246,000	181,000	79,000	260,000
	520,000*	372,000*	176,000*	548,000*
*PUBLIC SERVICE				
EST REVOLVING	54,000	25,000	33,000	58,000
EST PRIVATE GIFTS	1,000		2,000	2,000
EST STATE CONTRACTS	91,000	67,000	28,000	95,000
EST OTHER SPONS PROG	129,000	105,000	31,000	136,000
	275,000*	197,000*	94,000*	291,000*
*STUDENT SERVICES				
EST PRIVATE GIFTS	9,000		9,000	9,000
EST STATE CONTRACTS	13,000		13,000	13,000
	22,000*		22,000*	22,000*
*INSTITUTIONAL SUPPORT				
EST PRIVATE GIFTS	5,000		5,000	5,000
	5,000*		5,000*	5,000*
*SCHOLARSHIP/FELLOWSHIP				
EST PRIVATE GIFTS	4,000		4,000	4,000
	4,000*		4,000*	4,000*
*AUXILIARY ENTERPRISES				
OTHER AUXILIARIES	3,593,000	923,000	2,686,000	3,609,000
	3,593,000*	923,000*	2,686,000*	3,609,000*
TOTAL RESTRICTED FUNDS	4,503,000	1,492,000	3,072,000	4,564,000
GRAND TOTAL	9,521,164	6,271,740	3,530,710	9,802,450





COLLEGE OF VETERINARY MEDICINE  
URBANA/CHAMPAIGN

	PRESENT AMOUNT	PROPOSED SALARIES & WAGES	AMOUNT EXPENSE & EQUIP	TOTAL
<b>**APPROPRIATED FUNDS</b>				
<b>*INSTRUCTION</b>				
VETERINARY BIOSCIENCES	1,884,152	1,776,190	116,115	1,892,305
VET CLINICAL MEDICINE	3,342,741	3,528,497	78,538	3,607,035
VET PATHOBIOLOGY	1,995,817	1,831,560	117,467	1,949,027
	7,222,710*	7,136,247*	312,120*	7,448,367*
<b>*RESEARCH</b>				
CTR ZOOUSES RESEARCH	154,796	107,131	16,315	123,446
	154,796*	107,131*	16,315*	123,446*
<b>*PUBLIC SERVICE</b>				
VETERINARY MEDICINE ADMIN	228,543	240,397	19,471	259,868
LAB OF VET DIAGNOSTIC MED	842,648	832,648	100,684	933,332
	1,071,191*	1,073,045*	120,155*	1,193,200*
<b>*ACADEMIC SUPPORT</b>				
VETERINARY MEDICINE ADMIN	1,181,976	1,120,068	77,610	1,197,678
VM GENERAL	376,962	376,862	10,750	387,612
LAB OF VET DIAGNOSTIC MED	7,794	14,817	3,211	18,028
	1,566,732*	1,511,747*	91,571*	1,603,318*
<b>*PHYSICAL PLANT</b>				
VETERINARY MEDICINE ADMIN	143,229	82,536	63,414	145,950
	143,229*	82,536*	63,414*	145,950*
<b>TOTAL APPROPRIATED FUNDS</b>	<b>10,158,658</b>	<b>9,910,706</b>	<b>603,575</b>	<b>10,514,281</b>
<b>**INSTITUTIONAL FUNDS</b>				
<b>*RESEARCH</b>				
VETERINARY BIOSCIENCES	95,000	49,250	60,750	110,000
VET CLINICAL MEDICINE	2,500		7,200	7,200
VET PATHOBIOLOGY	110,000	6,000	106,500	112,500
CTR ZOOUSES RESEARCH	1,000		1,000	1,000
	208,500*	55,250*	175,450*	230,700*
<b>*ACADEMIC SUPPORT</b>				
VETERINARY MEDICINE ADMIN	79,575	13,200	367,875	381,075
	79,575*	13,200*	367,875*	381,075*
<b>*PHYSICAL PLANT</b>				
VETERINARY MEDICINE ADMIN	34,269		34,269	34,269
	34,269*		34,269*	34,269*
<b>TOTAL INSTITUTIONAL FUNDS</b>	<b>322,344</b>	<b>68,450</b>	<b>577,594</b>	<b>646,044</b>



COLLEGE OF VETERINARY MEDICINE  
URBANA/CHAMPAIGN

	PRESENT AMOUNT	PROPOSED SALARIES & WAGES	AMOUNT EXPENSE & EQUIP	TOTAL
**RESTRICTED FUNDS				
*INSTRUCTION				
EST U.S. CONTRACTS	8,000		8,000	8,000
EST ENDOW INCOME	47,000		50,000	50,000
EST OTHER SPONS PROG	10,000	11,000		11,000
	65,000*	11,000*	58,000*	69,000*
*RESEARCH				
EST REVOLVING	236,000	75,000	174,000	249,000
EST PRIVATE GIFTS	439,000	133,000	315,000	448,000
EST U.S. CONTRACTS	2,877,000	1,664,000	1,349,000	3,013,000
EST STATE CONTRACTS	39,000	13,000	28,000	41,000
EST OTHER SPONS PROG	358,000	179,000	194,000	373,000
	3,949,000*	2,064,000*	2,060,000*	4,124,000*
*PUBLIC SERVICE				
EST REVOLVING	328,000	81,000	265,000	346,000
EST U.S. CONTRACTS	149,000	72,000	83,000	155,000
EST OTHER SPONS PROG	167,000	93,000	82,000	175,000
	644,000*	246,000*	430,000*	676,000*
*ACADEMIC SUPPORT				
EST REVOLVING	1,782,000	208,000	1,667,000	1,875,000
EST PRIVATE GIFTS	1,000	1,000		1,000
	1,783,000*	209,000*	1,667,000*	1,876,000*
*SCHOLARSHIP/FELLOWSHIP				
EST PRIVATE GIFTS	17,000		18,000	18,000
EST U.S. CONTRACTS	106,000		108,000	108,000
EST STATE CONTRACTS	5,000		5,000	5,000
EST OTHER SPONS PROG	5,000	5,000		5,000
	133,000*	5,000*	131,000*	136,000*
TOTAL RESTRICTED FUNDS	6,574,000	2,535,000	4,346,000	6,881,000
GRAND TOTAL	17,055,002	12,514,156	5,527,169	18,041,325



ARMED FORCES  
URBANA/CHAMPAIGN

	PRESENT AMOUNT	PROPOSED SALARIES & WAGES	AMOUNT EXPENSE & EQUIP	TOTAL
**APPROPRIATED FUNDS				
*INSTRUCTION				
AIR FORCE AEROSPC STUDIES	31,352	26,936	4,153	31,089
MILITARY SCIENCE	35,694	30,250	5,183	35,433
NAVAL SCIENCE	15,312	11,837	3,305	15,142
	82,358*	69,023*	12,641*	81,664*
*ACADEMIC SUPPORT				
ARMED FORCES COORDINATOR	23,289	14,939	7,944	22,883
	23,289*	14,939*	7,944*	22,883*
TOTAL    APPROPRIATED FUNDS	105,647	83,962	20,585	104,547
**INSTITUTIONAL FUNDS				
*ACADEMIC SUPPORT				
ARMED FORCES COORDINATOR	15,500		20,500	20,500
	15,500*		20,500*	20,500*
TOTAL    INSTITUTIONAL FUNDS	15,500		20,500	20,500
**RESTRICTED FUNDS				
*INSTRUCTION				
EST PRIVATE GIFTS	1,000		1,000	1,000
	1,000*		1,000*	1,000*
*AUXILIARY ENTERPRISES				
OTHER AUXILIARIES	5,000	1,000	4,000	5,000
	5,000*	1,000*	4,000*	5,000*
TOTAL    RESTRICTED FUNDS	6,000	1,000	5,000	6,000
GRAND TOTAL	127,147	84,962	46,085	131,047



INSTITUTE OF AVIATION  
URBANA/CHAMPAIGN


	PRESENT AMOUNT	PROPOSED SALARIES & WAGES	AMOUNT EXPENSE & EQUIP	TOTAL
<b>**APPROPRIATED FUNDS</b>				
<b>*INSTRUCTION</b>				
INSTITUTE OF AVIATION	1,653,294	1,598,871	185,737	1,784,608
	1,653,294*	1,598,871*	185,737*	1,784,608*
<b>*PHYSICAL PLANT</b>				
INSTITUTE OF AVIATION	133,027		123,400	123,400
	133,027*		123,400*	123,400*
<b>TOTAL APPROPRIATED FUNDS</b>	<b>1,786,321</b>	<b>1,598,871</b>	<b>309,137</b>	<b>1,908,008</b>
<b>**INSTITUTIONAL FUNDS</b>				
<b>*RESEARCH</b>				
INSTITUTE OF AVIATION	94,000		121,000	121,000
	94,000*		121,000*	121,000*
<b>TOTAL INSTITUTIONAL FUNDS</b>	<b>94,000</b>		<b>121,000</b>	<b>121,000</b>
<b>**RESTRICTED FUNDS</b>				
<b>*INSTRUCTION</b>				
EST PRIVATE GIFTS	8,000		8,000	8,000
EST STATE CONTRACTS	60,000		61,000	61,000
	68,000*		69,000*	69,000*
<b>*RESEARCH</b>				
EST U.S. CONTRACTS	342,000	303,000	60,000	363,000
EST OTHER SPONS PROG	20,000	20,000	2,000	22,000
	362,000*	323,000*	62,000*	385,000*
<b>*PUBLIC SERVICE</b>				
EST PRIVATE GIFTS	3,000		4,000	4,000
	3,000*		4,000*	4,000*
<b>*ACADEMIC SUPPORT</b>				
EST REVOLVING	1,510,000	342,000	1,255,000	1,597,000
EST PRIVATE GIFTS	1,000		1,000	1,000
	1,511,000*	342,000*	1,256,000*	1,598,000*
<b>*SCHOLARSHIP/FELLOWSHIP</b>				
EST PRIVATE GIFTS	2,000		2,000	2,000
	2,000*		2,000*	2,000*
<b>TOTAL RESTRICTED FUNDS</b>	<b>1,946,000</b>	<b>665,000</b>	<b>1,393,000</b>	<b>2,058,000</b>
<b>GRAND TOTAL</b>	<b>3,826,321</b>	<b>2,263,871</b>	<b>1,823,137</b>	<b>4,087,008</b>





INSTITUTE OF LABOR & INDUSTRIAL RELATIONS  
URBANA/CHAMPAIGN

	PRESENT AMOUNT	PROPOSED SALARIES & WAGES	AMOUNT EXPENSE & EQUIP	TOTAL
**APPROPRIATED FUNDS				
*INSTRUCTION				
LABOR & INDUSTRIAL RELATIONS	827,094	859,282	60,000	919,282
	827,094*	859,282*	60,000*	919,282*
*RESEARCH				
LABOR & INDUSTRIAL RELATIONS	3,441	1,641		1,641
	3,441*	1,641*		1,641*
*PUBLIC SERVICE				
LABOR & INDUSTRIAL RELATIONS	474,217	431,678		431,678
	474,217*	431,678*		431,678*
TOTAL APPROPRIATED FUNDS	1,304,752	1,292,601	60,000	1,352,601
**INSTITUTIONAL FUNDS				
*RESEARCH				
LABOR & INDUSTRIAL RELATIONS	42,820		44,820	44,820
	42,820*		44,820*	44,820*
TOTAL INSTITUTIONAL FUNDS	42,820		44,820	44,820
**RESTRICTED FUNDS				
*INSTRUCTION				
EST PRIVATE GIFTS	11,000		11,000	11,000
EST U.S. CONTRACTS	110,000	62,000	52,000	114,000
	121,000*	62,000*	63,000*	125,000*
*RESEARCH				
EST REVOLVING	2,000		2,000	2,000
EST PRIVATE GIFTS	27,000	1,000	26,000	27,000
EST U.S. CONTRACTS	21,000	22,000		22,000
EST OTHER SPONS PROG	1,000		1,000	1,000
	51,000*	23,000*	29,000*	52,000*
*PUBLIC SERVICE				
EST REVOLVING	209,000	18,000	202,000	220,000
EST U.S. CONTRACTS	14,000	11,000	3,000	14,000
	223,000*	29,000*	205,000*	234,000*
*SCHOLARSHIP/FELLOWSHIP				
EST PRIVATE GIFTS	3,000		3,000	3,000
	3,000*		3,000*	3,000*
TOTAL RESTRICTED FUNDS	398,000	114,000	300,000	414,000



INSTITUTE OF LABOR & INDUSTRIAL RELATIONS  
URBANA/CHAMPAIGN

	PRESENT AMOUNT	PROPOSED SALARIES & WAGES	AMOUNT EXPENSE & EQUIP	TOTAL
GRAND TOTAL	1,745,572	1,406,601	404,820	1,811,421



COMPUTER BASED EDUCATION RESEARCH LAB  
URBANA/CHAMPAIGN

	PRESENT AMOUNT	PROPOSED SALARIES & WAGES	AMOUNT EXPENSE & EQUIP	TOTAL
**APPROPRIATED FUNDS				
*RESEARCH				
COMPUTER-BASED ED RES LAB	1,208,894	1,217,969	40,580	1,258,549
	1,208,894*	1,217,969*	40,580*	1,258,549*
TOTAL APPROPRIATED FUNDS	1,208,894	1,217,969	40,580	1,258,549
**INSTITUTIONAL FUNDS				
*RESEARCH				
COMPUTER-BASED ED RES LAB	27,300		27,300	27,300
	27,300*		27,300*	27,300*
TOTAL INSTITUTIONAL FUNDS	27,300		27,300	27,300
**RESTRICTED FUNDS				
*RESEARCH				
EST REVOLVING	379,000	198,000	293,000	491,000
EST PRIVATE GIFTS	60,000	39,000	28,000	67,000
EST U.S. CONTRACTS	448,000	211,000	256,000	467,000
EST STATE CONTRACTS	251,000	54,000	205,000	259,000
EST OTHER SPONS PROG	1,743,000	12,000	1,767,000	1,779,000
	2,887,000*	514,000*	2,549,000*	3,063,000*
*PUBLIC SERVICE				
EST REVOLVING	4,000		5,000	5,000
EST OTHER SPONS PROG	12,000		13,000	13,000
	16,000*		18,000*	18,000*
TOTAL RESTRICTED FUNDS	2,903,000	514,000	2,567,000	3,081,000
GRAND TOTAL	4,139,194	1,731,969	2,634,880	4,366,849



INSTITUTE FOR ENVIRONMENTAL STUDIES  
URBANA/CHAMPAIGN

	PRESENT AMOUNT	PROPOSED SALARIES & WAGES	AMOUNT EXPENSE & EQUIP	TOTAL
**APPROPRIATED FUNDS				
*RESEARCH				
INST FOR ENVIRON STUDIES	780,391	728,292	82,462	810,754
IES WATER RESOURCE CTR	125,956	101,540	28,500	130,040
	906,347*	829,832*	110,962*	940,794*
<b>TOTAL APPROPRIATED FUNDS</b>	<b>906,347</b>	<b>829,832</b>	<b>110,962</b>	<b>940,794</b>
**INSTITUTIONAL FUNDS				
*RESEARCH				
INST FOR ENVIRON STUDIES	111,676	11,500	234,176	245,676
	111,676*	11,500*	234,176*	245,676*
<b>TOTAL INSTITUTIONAL FUNDS</b>	<b>111,676</b>	<b>11,500</b>	<b>234,176</b>	<b>245,676</b>
**RESTRICTED FUNDS				
*RESEARCH				
EST U.S. CONTRACTS	371,000	297,000	94,000	391,000
EST STATE CONTRACTS	182,000	155,000	38,000	193,000
EST OTHER SPONS PROG	36,000	29,000	9,000	38,000
	589,000*	481,000*	141,000*	622,000*
*PUBLIC SERVICE				
EST REVOLVING	7,000	1,000	6,000	7,000
EST STATE CONTRACTS	3,000		3,000	3,000
EST OTHER SPONS PROG	69,000	28,000	44,000	72,000
	79,000*	29,000*	53,000*	82,000*
<b>TOTAL RESTRICTED FUNDS</b>	<b>668,000</b>	<b>510,000</b>	<b>194,000</b>	<b>704,000</b>
<b>GRAND TOTAL</b>	<b>1,686,023</b>	<b>1,351,332</b>	<b>539,138</b>	<b>1,890,470</b>





SCHOOL OF SOCIAL WORK  
URBANA/CHAMPAIGN

	PRESENT AMOUNT	PROPOSED SALARIES & WAGES	AMOUNT EXPENSE & EQUIP	TOTAL
**APPROPRIATED FUNDS				
*INSTRUCTION				
SCHOOL OF SOCIAL WORK	1,097,622	1,083,558	53,947	1,137,505
	1,097,622*	1,083,558*	53,947*	1,137,505*
TOTAL APPROPRIATED FUNDS	1,097,622	1,083,558	53,947	1,137,505
**INSTITUTIONAL FUNDS				
*RESEARCH				
SCHOOL OF SOCIAL WORK	9,500	1,000	37,500	38,500
	9,500*	1,000*	37,500*	38,500*
TOTAL INSTITUTIONAL FUNDS	9,500	1,000	37,500	38,500
**RESTRICTED FUNDS				
*INSTRUCTION				
EST PRIVATE GIFTS	2,000		2,000	2,000
EST U.S. CONTRACTS			1,000	1,000
EST ENDOW INCOME	6,000		6,000	6,000
	8,000*		9,000*	9,000*
*RESEARCH				
EST REVOLVING	13,000	13,000	1,000	14,000
EST PRIVATE GIFTS	5,000	5,000		5,000
EST U.S. CONTRACTS	2,000	2,000		2,000
EST STATE CONTRACTS	81,000	69,000	16,000	85,000
	101,000*	89,000*	17,000*	106,000*
*PUBLIC SERVICE				
EST REVOLVING	1,000	1,000	1,000	2,000
EST U.S. CONTRACTS	55,000	31,000	27,000	58,000
	56,000*	32,000*	28,000*	60,000*
*SCHOLARSHIP/FELLOWSHIP				
EST PRIVATE GIFTS	1,000		1,000	1,000
EST STATE CONTRACTS	1,000	1,000		1,000
	2,000*	1,000*	1,000*	2,000*
TOTAL RESTRICTED FUNDS	167,000	122,000	55,000	177,000
GRAND TOTAL	1,274,122	1,206,558	146,447	1,353,005



CONTINUING EDUCATION & PUBLIC SERVICE  
URBANA/CHAMPAIGN

	PRESENT AMOUNT	PROPOSED SALARIES & WAGES	AMOUNT EXPENSE & EQUIP	TOTAL
<b>**APPROPRIATED FUNDS</b>				
<b>*INSTRUCTION</b>				
CORRESPONDENCE COURSES	420,552	337,226	94,590	431,816
EXTRAMURAL CLASSES	909,179	644,650	277,727	922,377
	1,329,731*	981,876*	372,317*	1,354,193*
<b>*PUBLIC SERVICE</b>				
CONFERENCE PROGRAMS	245,787	255,281		255,281
CONT ED & PS IN MUSIC	67,955	44,915	24,000	68,915
	313,742*	300,196*	24,000*	324,196*
<b>*ACADEMIC SUPPORT</b>				
CONTIN ED & PUBLIC SERV	360,596	345,482	36,700	382,182
GENERAL	2,135	2,135		2,135
	362,731*	347,617*	36,700*	384,317*
<b>TOTAL APPROPRIATED FUNDS</b>	<b>2,006,204</b>	<b>1,629,689</b>	<b>433,017</b>	<b>2,062,706</b>
<b>**INSTITUTIONAL FUNDS</b>				
<b>*PUBLIC SERVICE</b>				
CONTIN ED & PUBLIC SERV			38,000	38,000
			38,000*	38,000*
<b>TOTAL INSTITUTIONAL FUNDS</b>			<b>38,000</b>	<b>38,000</b>
<b>**RESTRICTED FUNDS</b>				
<b>*INSTRUCTION</b>				
EST REVOLVING	279,000	161,000	136,000	297,000
	279,000*	161,000*	136,000*	297,000*
<b>*PUBLIC SERVICE</b>				
EST REVOLVING	3,053,000	944,000	2,080,000	3,024,000
EST PRIVATE GIFTS	3,000		3,000	3,000
EST U.S. CONTRACTS	18,000		18,000	18,000
EST STATE CONTRACTS	13,000		14,000	14,000
EST ENDOW INCOME	36,000		40,000	40,000
EST OTHER SPONS PROG	65,000	3,000	63,000	66,000
	3,188,000*	947,000*	2,218,000*	3,165,000*
<b>*ACADEMIC SUPPORT</b>				
EST REVOLVING	7,000	3,000	5,000	8,000
EST OTHER SPONS PROG	1,000	1,000		1,000
	8,000*	4,000*	5,000*	9,000*
<b>TOTAL RESTRICTED FUNDS</b>	<b>3,475,000</b>	<b>1,112,000</b>	<b>2,359,000</b>	<b>3,471,000</b>



CONTINUING EDUCATION & PUBLIC SERVICE  
URBANA/CHAMPAIGN

	PRESENT AMOUNT	PROPOSED AMOUNT SALARIES & WAGES	EXPENSE & EQUIP	TOTAL
GRAND TOTAL	5,481,204	2,741,689	2,830,017	5,571,706



GRADUATE SCH. OF LIBRARY & INFORMATION SCI.  
URBANA/CHAMPAIGN

	PRESENT AMOUNT	PROPOSED SALARIES & WAGES	AMOUNT EXPENSE & EQUIP	TOTAL
**APPROPRIATED FUNDS				
*INSTRUCTION				
LIBRARY & INFORMATION SCI	911,928	886,293	47,388	933,681
	911,928*	886,293*	47,388*	933,681*
 TOTAL APPROPRIATED FUNDS	 911,928	 886,293	 47,388	 933,681
**INSTITUTIONAL FUNDS				
*RESEARCH				
LIBRARY & INFORMATION SCI	9,500		12,500	12,500
	9,500*		12,500*	12,500*
 TOTAL INSTITUTIONAL FUNDS	 9,500		 12,500	 12,500
**RESTRICTED FUNDS				
*INSTRUCTION				
EST PRIVATE GIFTS	15,000	2,000	13,000	15,000
	15,000*	2,000*	13,000*	15,000*
*RESEARCH				
EST U.S. CONTRACTS	44,000	47,000		47,000
EST STATE CONTRACTS	61,000	55,000	10,000	65,000
EST OTHER SPONS PROG	134,000	76,000	63,000	139,000
	239,000*	178,000*	73,000*	251,000*
*PUBLIC SERVICE				
EST REVOLVING	236,000	114,000	136,000	250,000
	236,000*	114,000*	136,000*	250,000*
*ACADEMIC SUPPORT				
EST PRIVATE GIFTS	12,000		12,000	12,000
	12,000*		12,000*	12,000*
*SCHOLARSHIP/FELLOWSHIP				
EST PRIVATE GIFTS	13,000		13,000	13,000
EST U.S. CONTRACTS	14,000		14,000	14,000
	27,000*		27,000*	27,000*
*AUXILIARY ENTERPRISES				
OTHER AUXILIARIES	2,000		2,000	2,000
	2,000*		2,000*	2,000*
 TOTAL RESTRICTED FUNDS	 531,000	 294,000	 263,000	 557,000
 GRAND TOTAL	 1,452,428	 1,180,293	 322,888	 1,503,181






INTERNATIONAL PROGRAMS & STUDIES  
URBANA/CHAMPAIGN

	PRESENT AMOUNT	PROPOSED SALARIES & WAGES	AMOUNT EXPENSE & EQUIP	TOTAL
**APPROPRIATED FUNDS				
*INSTRUCTION				
INTERNATL PROG & STUDIES	255,946	327,913		327,913
INTNATL PROJS & EXCHANGES	101,445	103,045	4,927	107,972
STUDY ABROAD	30,382	31,674		31,674
	387,773*	462,632*	4,927*	467,559*
*INSTITUTIONAL SUPPORT				
INTERNATL PROG & STUDIES	37,880	32,280	0,760	39,040
	37,886*	32,280*	6,760*	39,040*
TOTAL APPROPRIATED FUNDS	425,659	494,912	11,687	506,599
**INSTITUTIONAL FUNDS				
*PUBLIC SERVICE				
INTERNATL PKOG & STUDIES	127,750		101,500	101,500
	127,750*		101,500*	101,500*
TOTAL INSTITUTIONAL FUNDS	127,750		101,500	101,500
**RESTRICTED FUNDS				
*INSTRUCTION				
EST REVOLVING	233,000	101,000	145,000	246,000
EST PRIVATE GIFTS	20,000		20,000	20,000
EST U.S. CONTRACTS	50,000		51,000	51,000
EST OTHER SPONS PROG	54,000	51,000	7,000	58,000
	357,000*	152,000*	223,000*	375,000*
*RESEARCH				
EST PRIVATE GIFTS	1,000		1,000	1,000
EST U.S. CONTRACTS	429,000	57,000	383,000	440,000
EST OTHER SPONS PROG	173,000	49,000	131,000	180,000
	603,000*	106,000*	515,000*	621,000*
*PUBLIC SERVICE				
EST REVOLVING	17,000	14,000	5,000	19,000
EST U.S. CONTRACTS	36,000	1,000	36,000	37,000
EST OTHER SPONS PROG	16,000		16,000	16,000
	69,000*	15,000*	57,000*	72,000*
*SCHOLARSHIP/FELLOWSHIP				
EST U.S. CONTRACTS	25,000		26,000	26,000
	25,000*		26,000*	26,000*
TOTAL RESTRICTED FUNDS	1,054,000	273,000	821,000	1,094,000



INTERNATIONAL PROGRAMS & STUDIES  
URBANA/CHAMPAIGN

	PRESENT AMOUNT	PROPOSED SALARIES & WAGES	AMOUNT EXPENSE & EQUIP	TOTAL
GRAND TOTAL	1,607,409	767,912	934,187	1,702,099



LIBRARY  
URBANA/CHAMPAIGN

	PRESENT AMOUNT	PROPOSED SALARIES & WAGES	AMOUNT EXPENSE & EQUIP	TOTAL
**APPROPRIATED FUNDS				
*ACADEMIC SUPPORT				
LIBRARY ADMIN	5,432,827	745,639	5,119,119	5,864,758
LIBRARY GENERAL	103,565	125,919		125,919
LIB DEPARTMENTAL SERV	3,191,200	3,128,835	144,707	3,273,542
LIBRARY GENERAL SERVICES	3,922,995	3,751,419	188,474	3,939,893
LAW LIBRARY	394,749	372,869	28,430	401,299
	13,045,342*	8,124,681*	5,480,730*	13,605,411*
<b>TOTAL APPROPRIATED FUNDS</b>	<b>13,045,342</b>	<b>8,124,681</b>	<b>5,480,730</b>	<b>13,605,411</b>
**INSTITUTIONAL FUNDS				
*ACADEMIC SUPPORT				
LIBRARY ADMIN	850,055		860,555	860,555
LIB DEPARTMENTAL SERV	37,000		37,000	37,000
LIBRARY GENERAL SERVICES	144,075		144,075	144,075
LAW LIBRARY	13,740		13,740	13,740
	1,044,870*		1,055,370*	1,055,370*
<b>TOTAL INSTITUTIONAL FUNDS</b>	<b>1,044,870</b>		<b>1,055,370</b>	<b>1,055,370</b>
**RESTRICTED FUNDS				
*RESEARCH				
EST PRIVATE GIFTS	15,000		15,000	15,000
	15,000*		15,000*	15,000*
*PUBLIC SERVICE				
EST REVOLVING	3,000		3,000	3,000
EST U.S. CONTRACTS	295,000	97,000	208,000	305,000
EST STATE CONTRACTS	53,000		54,000	54,000
EST OTHER SPONS PROG	36,000	11,000	26,000	37,000
	387,000*	108,000*	291,000*	399,000*
*ACADEMIC SUPPORT				
EST REVOLVING	135,000	106,000	37,000	143,000
EST PRIVATE GIFTS	252,000	7,000	251,000	258,000
EST U.S. CONTRACTS	196,000	183,000	26,000	209,000
EST STATE CONTRACTS	399,000	293,000	127,000	420,000
EST ENDOW INCOME	8,000		8,000	8,000
EST OTHER SPONS PROG	71,000	75,000	1,000	76,000
	1,061,000*	664,000*	450,000*	1,114,000*



LIBRARY  
URBANA/CHAMPAIGN

	PRESENT AMOUNT	PROPOSED SALARIES & WAGES	AMOUNT EXPENSE & EQUIP	TOTAL
**RESTRICTED FUNDS				
*INSTITUTIONAL SUPPORT				
EST PRIVATE GIFTS	28,000	2,000	26,000	28,000
	28,000*	2,000*	26,000*	28,000*
 TOTAL RESTRICTED FUNDS	 1,491,000	 774,000	 782,000	 1,556,000
GRAND TOTAL	15,581,212	8,898,681	7,318,100	16,216,781





STUDENT AID  
URBANA/CHAMPAIGN

	PRESENT AMOUNT	PROPOSED AMOUNT SALARIES & WAGES	EXPENSE & EQUIP	TOTAL
**RESTRICTED FUNDS				
*SCHOLARSHIP/FELLOWSHIP				
EST PRIVATE GIFTS	2,687,000		2,741,000	2,741,000
EST U.S. CONTRACTS	6,284,000		6,410,000	6,410,000
EST STATE CONTRACTS	395,000	15,000	403,000	418,000
EST ENDOW INCOME	312,000		320,000	320,000
EST OTHER SPONS PROG	1,012,000	19,000	1,017,000	1,036,000
	10,690,000*	34,000*	10,891,000*	10,925,000*
TOTAL RESTRICTED FUNDS	10,690,000	34,000	10,891,000	10,925,000
GRAND TOTAL	10,690,000	34,000	10,891,000	10,925,000



OPERATIONS & MAINTENANCE  
URBANA/CHAMPAIGN

	PRESENT AMOUNT	PROPOSED SALARIES & WAGES	AMOUNT EXPENSE & EQUIP	TOTAL
<b>**APPROPRIATED FUNDS</b>				
<b>*PHYSICAL PLANT</b>				
U & M ADMIN	516,877	457,828	72,866	530,694
BUILDING OPERATION	2,947,206	3,019,253	48,200	3,067,453
FIRE PREVENTION & SAFETY	1,188,859	1,178,970	58,600	1,237,570
BUILDING MAINTENANCE	3,547,917	3,383,711	303,000	3,686,711
GENERAL MAINTENANCE	2,185,871	2,078,830	191,500	2,270,330
GROUND	1,235,384	1,120,999	160,700	1,281,699
TRANSPORTATION	650,920	582,069	92,900	674,969
HEAT, LIGHT AND POWER	15,469,063	3,381,957	14,128,500	17,510,457
WATER STATION	1,243,678	194,484	1,462,000	1,656,484
IMPE BLDG U & M	212,400	162,827	56,300	219,127
REHAB & ALTERATNS UNASGD	1,309,476	20,236	423,376	443,612
	30,507,651*	15,581,164*	16,997,942*	32,579,106*
<b>TOTAL APPROPRIATED FUNDS</b>	<b>30,507,651</b>	<b>15,581,164</b>	<b>16,997,942</b>	<b>32,579,106</b>
<b>**INSTITUTIONAL FUNDS</b>				
<b>*PHYSICAL PLANT</b>				
U & M ADMIN	720,608	55,641	989,525	1,045,166
BUILDING OPERATION	3,632,500	3,624,503	243,100	3,867,603
FIRE PREVENTION & SAFETY		9,800		9,800
BUILDING MAINTENANCE	1,449,700	920,070	610,000	1,530,070
GENERAL MAINTENANCE	237,900	257,897	10,800	268,697
GROUND	143,752	60,879	95,202	156,081
TRANSPORTATION	214,950	78,189	145,900	224,089
HEAT, LIGHT AND POWER	1,662,600	235,075	1,342,300	1,577,375
WATER STATION	171,600	1,500	171,600	173,100
LEASEHOLD RENTALS	596,688		596,688	596,688
REHAB & ALTERATNS UNASGD	1,192,600	140,729	822,100	962,829
	10,022,898*	5,384,283*	5,027,215*	10,411,498*
<b>TOTAL INSTITUTIONAL FUNDS</b>	<b>10,022,898</b>	<b>5,384,283</b>	<b>5,027,215</b>	<b>10,411,498</b>
<b>**RESTRICTED FUNDS</b>				
<b>*PUBLIC SERVICE</b>				
EST REVOLVING	51,000		53,000	53,000
	51,000*		53,000*	53,000*
<b>*PHYSICAL PLANT</b>				
EST PRIVATE GIFTS	8,000		8,000	8,000
	8,000*		8,000*	8,000*
<b>TOTAL RESTRICTED FUNDS</b>	<b>59,000</b>		<b>61,000</b>	<b>61,000</b>



OPERATIONS & MAINTENANCE  
URBANA/CHAMPAIGN

	PRESENT AMOUNT	PROPOSED AMOUNT SALARIES & WAGES	EXPENSE & EQUIP	TOTAL
GRAND TOTAL	40,589,549	20,965,447	22,086,157	43,051,604



CAMPUS SERVICES  
URBANA/CHAMPAIGN

	PRESENT AMOUNT	PROPOSED SALARIES & WAGES	AMOUNT EXPENSE & EQUIP	TOTAL
**APPROPRIATED FUNDS				
*PUBLIC SERVICE				
SPECIAL EVENTS	477,000		477,000	477,000
	477,000*		477,000*	477,000*
*INSTITUTIONAL SUPPORT				
HEALTH SERVICE	300,710	301,834	5,214	307,048
CAMPUS SECURITY	1,161,703	947,676	257,753	1,205,429
LEVIS FACULTY CENTER	23,127	23,127		23,127
	1,485,540*	1,272,637*	262,967*	1,535,604*
TOTAL APPROPRIATED FUNDS	1,962,540	1,272,637	739,967	2,012,604
**INSTITUTIONAL FUNDS				
*INSTITUTIONAL SUPPORT				
CAMPUS SECURITY	787,800	830,500		830,500
LEVIS FACULTY CENTER			18,000	18,000
	787,800*	830,500*	18,000*	848,500*
TOTAL INSTITUTIONAL FUNDS	787,800	830,500	18,000	848,500
**RESTRICTED FUNDS				
*STUDENT SERVICES				
EST OTHER SPONS PROG	17,000	19,000		19,000
	17,000*	19,000*		19,000*
*INSTITUTIONAL SUPPORT				
EST PRIVATE GIFTS	37,000		38,000	38,000
	37,000*		38,000*	38,000*
*PHYSICAL PLANT				
EST PRIVATE GIFTS	2,000		3,000	3,000
	2,000*		3,000*	3,000*
*AUXILIARY ENTERPRISES				
OTHER AUXILIARIES	3,331,000	762,000	2,722,000	3,484,000
HOUSING	36,565,000	13,611,000	25,068,000	38,679,000
UNIONS	15,040,000	4,611,000	9,973,000	14,584,000
SPCL EVENTS BLDGS	5,079,000	1,647,000	3,707,000	5,354,000
HEALTH SERVICES	6,106,800	4,038,000	3,231,000	7,269,000
	66,121,800*	24,669,000*	44,701,000*	69,370,000*
TOTAL RESTRICTED FUNDS	66,177,800	24,688,000	44,742,000	69,430,000
GRAND TOTAL	68,928,140	26,791,137	45,499,967	72,291,104





ADMINISTRATIVE OFFICES  
URBANA/CHAMPAIGN

	PRESENT AMOUNT	PROPOSED SALARIES & WAGES	AMOUNT EXPENSE & EQUIP	TOTAL
**APPROPRIATED FUNDS				
*INSTRUCTION				
URBANA GENERAL RESERVE	1,400,000	360,000	1,040,000	1,400,000
HONORS PROGRAM	205,500	124,012	86,000	210,012
	1,605,500*	484,012*	1,126,000*	1,610,012*
*RESEARCH				
VC RESEARCH D I P	30,000	30,000		30,000
OFFICE OF ENERGY RESEARCH	28,749	24,509	4,835	29,344
	58,749*	54,509*	4,835*	59,344*
*PUBLIC SERVICE				
MORRILL-NELSON OFFSET	-50,000		-50,000	-50,000
UNIVERSITY HIGH SCHOOL	46,560	48,887		48,887
COM ON ALLERTON PARK	31,866	30,292	2,474	32,766
	28,426*	79,179*	-47,526*	31,653*
*ACADEMIC SUPPORT				
OFFICE OF CHANCELLOR	1,955		1,955	1,955
COMPUTING SERVICES OFFICE	3,807,147	1,604,739	2,287,470	3,892,209
OFF OF INSTRL & MGT SERV	1,230,454	1,106,972	141,104	1,248,076
RETIREMENT/MEDICARE	429,200	554,200		554,200
	5,468,756*	3,265,911*	2,430,529*	5,696,440*
*STUDENT SERVICES				
PRINCIPAL'S SCHOLARS PGM	141,142	127,707	18,910	146,617
ADMISSIONS & RECORDS	3,096,157	2,464,840	665,981	3,130,821
VC STUDENT AFFAIRS	356,648	288,359	51,366	339,725
SA GENERAL	-33,212	7,314		7,314
OFF OF DEAN OF STUDENTS	1,071,908	983,800	91,094	1,074,894
HEALTH PROF INF OFFICE	53,920	50,228	6,000	56,228
CAREER DEVELOP & PLACEMENT	206,123	179,509	23,560	203,069
OFFICE OF DISCIPLINE	21,242	29,602	4,000	33,602
COUNSELING CENTER	97,147	90,277	9,599	99,876
STUDENT FINANCIAL AIDS	768,877	721,367	46,587	767,954
STUDENT LOAN MATCHING	1,000		1,000	1,000
	5,780,952*	4,943,003*	918,097*	5,861,100*
*INSTITUTIONAL SUPPORT				
OFFICE OF CHANCELLOR	887,667	745,732	165,585	911,317
VC ACADEMIC AFFAIRS	679,759	684,598	14,650	699,248
URBANA GENERAL RESERVE	805,541	1,837,718	4,259,906	6,097,624
OFF OF DEVELOP & FDN SERV	500,000		512,500	512,500
VC ADMINISTRATIVE AFFAIRS	310,404	336,246	11,196	347,442
AFFIRM ACTION-ACADEMIC	147,261	152,042	1,538	153,580
AFFIRM ACTION-NONAC	108,867	104,826	5,255	110,081
ENVIR HEALTH & SAFETY	284,579	294,642		294,642



ADMINISTRATIVE OFFICES  
URBANA/CHAMPAIGN

	PRESENT AMOUNT	PROPOSED SALARIES & WAGES	AMOUNT EXPENSE & EQUIP	TOTAL
**APPROPRIATED FUNDS				
* INSTITUTIONAL SUPPORT				
CORP REL & COMM DEV	76,022	79,251	10,000	89,251
WORKER'S COMPENSATION	601,900		601,900	601,900
CAMPUS MAIL DISTRIBUTION	412,300	355,339	48,993	404,332
UFC OF ADMIN SERVICES	21,228	20,328		20,328
PRINTING SERVICES	78,244	75,599	1,933	77,532
CENTRAL STORES	72,704	71,704		71,704
DIV OF CAMPUS RISK MGMT	34,726			
FACILITY PLANNING & MGT	385,741	402,404	33,622	436,026
PERSONNEL SERVICES OFFICE	1,001,135	970,521	20,800	991,321
NONAC BUDGET BALANCES	108,391	2,086,100		2,086,100
PUBLIC AFFAIRS	865,984	747,647	136,839	884,486
	7,382,453*	8,964,697*	5,824,717*	14,789,414*
* INDEPENDENT OPERATIONS				
WILLARD AIRPORT COM OPER	384,924	386,863		386,863
	384,924*	386,863*		386,863*
* RETIREMENT				
RETIREMENT/MEDICARE	16,617,000	18,980,100		18,980,100
	16,617,000*	18,980,100*		18,980,100*
* REFUNDS				
REFUNDS TUITION	1,000		1,000	1,000
	1,000*		1,000*	1,000*
TOTAL APPROPRIATED FUNDS	37,327,760	37,158,274	10,257,652	47,415,926
** INSTITUTIONAL FUNDS				
* RESEARCH				
URBANA GENERAL RESERVE	15,936,044		16,167,347	16,167,347
RESEARCH SERVICES OFFICE	193,765	163,305	27,860	191,165
VC RESEARCH O I P	12,000		26,000	26,000
	16,141,809*	163,305*	16,221,207*	16,384,512*
* ACADEMIC SUPPORT				
COMPUTING SERVICES OFFICE	525,000		325,000	325,000
OFC OF INSTRL & MGT SERV	9,000		20,000	20,000
	534,000*		345,000*	345,000*
* STUDENT SERVICES				
PRINCIPAL'S SCHOLARS PGM	2,000		2,000	2,000
ADMISSIONS & RECORDS	333,890		441,890	441,890
V C STUDENT AFFAIRS	95,891	4,000	41,891	45,891
HEALTH PROF INF OFFICE	73	73		73



ADMINISTRATIVE OFFICES  
URBANA/CHAMPAIGN

	PRESENT AMOUNT	PROPOSED SALARIES & WAGES	AMOUNT EXPENSE & EQUIP	TOTAL
<b>**INSTITUTIONAL FUNDS</b>				
<b>*STUDENT SERVICES</b>				
STUDENT FINANCIAL AIDS	40,000	24,261	15,739	40,000
	471,854*	28,334*	501,520*	529,854*
<b>*INSTITUTIONAL SUPPORT</b>				
OFFICE OF CHANCELLOR	31,111		31,111	31,111
VC ACADEMIC AFFAIRS	18,490		18,490	18,490
URBANA GENERAL RESERVE	118,293		117,193	117,193
INSURANCE COVERAGE - CAMP	114,540		114,540	114,540
VC ADMINISTRATIVE AFFAIRS	17,690		114,690	114,690
AFFIRM ACTION-ACADEMIC	7,000		4,000	4,000
AFFIRM ACTION-NONAC	14,000		4,000	4,000
VC FOR RESEARCH	48,000		47,000	47,000
RESEARCH SERVICES OFFICE			26,000	26,000
ENVIR HEALTH & SAFETY	432,700	315,924	132,760	448,684
CORP REL & COMM DEV	8,000		9,000	9,000
OFC OF INSTRL & MGT SERV	1,575		1,575	1,575
OFC OF ADMIN SERVICES	39,500		36,500	36,500
PRINTING SERVICES	450		450	450
CENTRAL STORES	7,384		7,384	7,384
FACILITY PLANNING & MGT	154,414	137,714	62,100	199,814
PERSONNEL SERVICES OFFICE	47,133		32,133	32,133
PUBLIC AFFAIRS	400		400	400
STUDENT FINANCIAL AIDS	113,907	7,500	79,407	86,907
	1,174,587*	461,138*	838,733*	1,299,871*
<b>*PHYSICAL PLANT</b>				
OFC FOR CAPITAL PROGRAMS			12,000	12,000
			12,000*	12,000*
<b>TOTAL INSTITUTIONAL FUNDS</b>	<b>18,322,250</b>	<b>652,777</b>	<b>17,918,460</b>	<b>18,571,237</b>
<b>**RESTRICTED FUNDS</b>				
<b>*INSTRUCTION</b>				
EST PRIVATE GIFTS	6,000		6,000	6,000
EST OTHER SPONS PROG	13,000	14,000		14,000
	19,000*	14,000*	6,000*	20,000*
<b>*RESEARCH</b>				
EST U.S. CONTRACTS	197,000	49,000	154,000	203,000
EST STATE CONTRACTS	55,000	23,000	34,000	57,000
EST OTHER SPONS PROG	88,000	2,000	88,000	90,000
	340,000*	74,000*	276,000*	350,000*



ADMINISTRATIVE OFFICES  
URBANA/CHAMPAIGN

	PRESENT AMOUNT	PROPOSED AMOUNT SALARIES & WAGES	EXPENSE & EQUIP	TOTAL
**RESTRICTED FUNDS				
*PUBLIC SERVICE				
EST REVOLVING	37,000	7,000	32,000	39,000
EST PRIVATE GIFTS	1,170,000	300,000	894,000	1,194,000
EST U.S. CONTRACTS	1,196,000	177,000	1,051,000	1,228,000
EST STATE CONTRACTS	782,000	661,000	167,000	828,000
EST ENDOW INCOME	444,000		450,000	450,000
EST OTHER SPONS PROG	354,000	8,000	353,000	361,000
	3,983,000*	1,153,000*	2,947,000*	4,100,000*
*ACADEMIC SUPPORT				
EST PRIVATE GIFTS	9,000		9,000	9,000
EST OTHER SPONS PROG	1,000	1,000		1,000
	10,000*	1,000*	9,000*	10,000*
*STUDENT SERVICES				
EST PRIVATE GIFTS	208,000	45,000	167,000	212,000
EST U.S. CONTRACTS	259,000	178,000	95,000	273,000
EST STATE CONTRACTS	2,000		2,000	2,000
EST OTHER SPONS PROG	117,000	125,000		125,000
	586,000*	348,000*	264,000*	612,000*
*INSTITUTIONAL SUPPORT				
EST PRIVATE GIFTS	1,012,000	43,000	989,000	1,032,000
EST OTHER SPONS PROG	106,000	113,000		113,000
	1,118,000*	156,000*	989,000*	1,145,000*
*AUXILIARY ENTERPRISES				
OTHER AUXILIARIES	3,047,000	842,000	2,231,000	3,073,000
	3,047,000*	842,000*	2,231,000*	3,073,000*
*INDEPENDENT OPERATIONS				
EST REVOLVING	2,042,000	639,000	1,391,000	2,030,000
	2,042,000*	639,000*	1,391,000*	2,030,000*
TOTAL RESTRICTED FUNDS	11,145,000	3,227,000	8,113,000	11,340,000
GRAND TOTAL	66,795,010	41,038,051	36,289,112	77,327,163









ADMINISTRATIVE OFFICES  
CHICAGO CAMPUS

	PRESENT AMOUNT	PROPOSED SALARIES & WAGES	AMOUNT EXPENSE & EQUIP	TOTAL
**APPROPRIATED FUNDS				
*INSTRUCTION				
EDCTNL ASSISTANCE PROGRAM	706,683	696,747	33,857	730,604
	706,683*	696,747*	33,857*	730,604*
*RESEARCH				
ENERGY RESOURCE CENTER	246,935	230,716	21,998	252,714
VC FOR ACADEMIC AFFAIRS	277,296	102,296	179,375	281,671
URBAN TRANSPORTN RESEARCH	108,906	109,681		109,681
ISDD	72,487	72,958		72,958
	705,624*	515,651*	201,373*	717,024*
*PUBLIC SERVICE				
CONTINUING EDUCATION	434,718	252,347	105,143	357,490
LATIN AMER CULTURAL CENTR	27,068	21,187	7,245	28,432
LARES	172,050	161,426	17,594	179,020
ADMIN SUPPORT SRVCS	66,180	66,180		66,180
	700,016*	501,140*	129,982*	631,122*
*ACADEMIC SUPPORT				
CTK FOR EDUCTNL DVLMPY	529,033	441,649	87,758	529,407
VCAA URBAN HEALTH PROGRAM	108,796	85,919	21,864	107,783
RETIREMENT/MEDICARE	429,200	554,200		554,200
	1,067,029*	1,081,768*	109,622*	1,191,390*
*STUDENT SERVICES				
VC FOR ACADEMIC AFFAIRS	74,000		75,850	75,850
VC STUDENT AFFAIRS	330,812	287,419	48,004	335,423
COMMENCEMENT	63,719	5,244	60,272	65,516
HONORS COLLEGE	236,829	197,213	47,008	244,221
SCHOOL & COLLEGE RELATION	446,029	281,018	177,293	458,311
ADMISSIONS & RECORDS HSC	755,684	632,836	126,308	759,144
ADMISSIONS AND RECORDS	1,630,672	1,326,394	282,139	1,608,533
STUDENT AFFAIRS ADMIN HSC	89,110	65,758	14,702	80,460
DEAN OF STUDENT AFFAIRS	374,635	351,303	36,344	387,647
STUDENT COUNSELING HSC	132,670			
STUDENT COUNSELING	442,575	484,339	67,765	552,104
CAREER PLACEMENT SERVICES	234,502	219,954	23,321	243,275
FINANCIAL AID	902,998	823,928	112,417	936,345
FOREIGN STUDENTS	140,758	151,674	4,156	155,830
HEALTH SERVICE-HSC	320,317	293,630	30,000	323,630
	6,175,310*	5,120,710*	1,105,579*	6,226,289*



ADMINISTRATIVE OFFICES  
CHICAGO CAMPUS

	PRESENT AMOUNT	PROPOSED SALARIES & WAGES	AMOUNT EXPENSE & EQUIP	TOTAL
**APPROPRIATED FUNDS				
*INSTITUTIONAL SUPPORT				
OFFICE OF THE CHANCELLOR	1,002,712	712,990	326,565	1,039,555
PUBLICATIONS OFFICE	212,276	163,668	46,507	210,175
VC FOR ACADEMIC AFFAIRS	630,339	659,512	36,105	695,617
CHANCELLOR UNASSIGNED	2,419,556	-204,004	3,169,431	2,965,427
COMPUTER CENTER	2,455,745	1,274,544	1,225,107	2,499,651
OFC DEVELOP & FDN SERV	500,000		512,500	512,500
VICE CHANC FOR ADMIN	685,231	1,026,791	419,578	1,446,369
FACULTY SENATE	127,103	110,248	20,119	130,367
VICE CHANC FOR RESEARCH	361,066	333,390	11,922	345,312
ENVIRON HEALTH & SAFETY	372,500	292,788	70,074	362,862
OFC PLNG & RESOURCE MGMNT	1,574,404	1,402,183	207,843	1,610,026
ORGANIZATION DEVELOPMENT	202,061	173,820	21,518	195,338
VICE CHANC HEALTH SRVCS	394,463	359,381	44,984	404,365
OFC-ADMIN PLNG & SUPPORT	157,802	128,565	26,808	155,373
OFC OF ACAD PERSONNEL SRV	231,600	213,769	22,550	236,319
NATIVE AMER SUPPORT SRVCS	63,823	63,814	2,755	66,569
PUBLIC FUNCTIONS	11,887	3,941	8,346	12,287
WORKMEN'S COMPENSATION	910,800		910,800	910,800
RADIATION SAFETY OFFICE	159,008	157,207		157,207
CAMPUS PLAN & ENGR	367,038	326,908	7,037	333,945
ADMIN SUPPORT SRVCS	435,228	424,491	8,268	432,759
ADMIN DATA SYSTEMS		307,456	79,206	386,662
PERSONNEL SERVICES OFFICE	1,311,614	1,115,562	138,198	1,253,760
NONAC BUDGET BALANCE	51,350	2,100,261		2,100,261
OFFICE OF PUBLIC AFFAIRS	633,298	518,372	143,997	662,369
	15,270,904*	11,665,657*	7,460,218*	19,125,875*
*PHYSICAL PLANT				
VC FOR ACADEMIC AFFAIRS	911,560		934,349	934,349
UNIVERSITY POLICE DEPT	3,136,674	3,047,460	121,679	3,169,139
ADMIN SUPPORT SRVCS	96,052	99,791		99,791
	4,144,286*	3,147,251*	1,056,028*	4,203,279*
*SCHOLARSHIP/FELLOWSHIP				
FINANCIAL AID	80,000		80,000	80,000
LOAN MATCHING FUNDS	50,000		50,000	50,000
	130,000*		130,000*	130,000*
*RETIREMENT				
RETIREMENT/MEDICARE	13,800,000	15,300,000		15,300,000
	13,800,000*	15,300,000*		15,300,000*
TOTAL APPROPRIATED FUNDS	42,699,852	38,028,924	10,226,659	48,255,583



ADMINISTRATIVE OFFICES  
CHICAGO CAMPUS

	PRESENT AMOUNT	PROPOSED SALARIES & WAGES	PROPOSED AMOUNT EXPENSE & EQUIP	TOTAL
<b>**INSTITUTIONAL FUNDS</b>				
<b>*RESEARCH</b>				
ENERGY RESOURCE CENTER	12,000		14,000	14,000
CHANCELLOR UNASSIGNED	1,683,400		895,216	895,216
EDCTNL ASSISTANCE PROGRAM	4,000		4,000	4,000
URBAN TRANSPORTN RESEARCH	2,000		2,000	2,000
OFFICE COOPERATIVE EDUC	5,000		5,000	5,000
ISDD	61,000	23,791	37,209	61,000
	1,767,400*	23,791*	957,425*	981,216*
<b>*PUBLIC SERVICE</b>				
UFC PLNG & RESOURCE MGMNT	1,000		1,000	1,000
	1,000*		1,000*	1,000*
<b>*ACAOEMIC SUPPORT</b>				
CHANCELLOR UNASSIGNED	145,076		173,466	173,466
VICE CHANC FOR RESEARCH	125,000	5,350	119,650	125,000
VICE CHANC HEALTH SRVCS	25,166		25,166	25,166
	295,242*	5,350*	318,282*	323,632*
<b>*STUDENT SERVICES</b>				
VC FOR ACADEMIC AFFAIRS	10,000		10,000	10,000
FINANCIAL AID	56,000	25,501	30,499	56,000
	66,000*	25,501*	40,499*	66,000*
<b>*INSTITUTIONAL SUPPORT</b>				
OFFICE OF THE CHANCELLOR	541,463		541,463	541,463
VC FOR ACADEMIC AFFAIRS	36,524		36,524	36,524
CHANCELLOR UNASSIGNED	5,499,616		3,873,476	3,873,476
COMPUTER CENTER	388,000		508,000	508,000
VICE CHANC FOR ADMIN	22,000		22,000	22,000
VICE CHANC FOR RESEARCH	10,000		10,000	10,000
ENVIRON HEALTH & SAFETY	5,000		5,000	5,000
UFC PLNG & RESOURCE MGMNT	49,679		49,679	49,679
ORGANIZATION DEVELOPMENT	3,500		3,500	3,500
UFC OF ACAD PERSONNEL SRV	1,000		1,000	1,000
VCAA URBAN HEALTH PROGRAM	37,476	24,797	12,679	37,476
ADMIN SUPPORT SRVCS	2,234		2,234	2,234
	6,596,492*	24,797*	5,065,555*	5,090,352*
<b>*PHYSICAL PLANT</b>				
UNIVERSITY POLICE DEPT	32,600		32,600	32,600
	32,600*		32,600*	32,600*
<b>TOTAL INSTITUTIONAL FUNDS</b>	<b>8,758,734</b>	<b>79,439</b>	<b>6,415,361</b>	<b>6,494,800</b>





ADMINISTRATIVE OFFICES  
CHICAGO CAMPUS

	PRESENT AMOUNT	PROPOSED SALARIES & WAGES	AMOUNT EXPENSE & EQUIP	TOTAL
**RESTRICTED FUNDS				
*INSTRUCTION				
EST REVOLVING	1,784,000	1,801,000	88,000	1,889,000
EST PRIVATE GIFTS	42,000	34,000	11,000	45,000
EST U.S. CONTRACTS	70,000	24,000	50,000	74,000
EST STATE CONTRACTS	36,000	4,000	33,000	37,000
EST OTHER SPONS PROG	100,000	64,000	41,000	105,000
	2,032,000*	1,927,000*	223,000*	2,150,000*
*RESEARCH				
EST PRIVATE GIFTS	75,000	29,000	49,000	78,000
EST U.S. CONTRACTS	1,129,000	877,000	311,000	1,188,000
EST STATE CONTRACTS	613,000	489,000	157,000	646,000
EST OTHER SPONS PROG	787,000	713,000	119,000	832,000
	2,604,000*	2,108,000*	636,000*	2,744,000*
*PUBLIC SERVICE				
EST REVOLVING	259,000	86,000	183,000	269,000
EST U.S. CONTRACTS	125,000	100,000	32,000	132,000
EST STATE CONTRACTS	8,000		8,000	8,000
EST OTHER SPONS PROG	32,000	14,000	19,000	33,000
	424,000*	200,000*	242,000*	442,000*
*ACADEMIC SUPPORT				
EST U.S. CONTRACTS	17,000		17,000	17,000
	17,000*		17,000*	17,000*
*STUDENT SERVICES				
EST PRIVATE GIFTS	1,000		1,000	1,000
	1,000*		1,000*	1,000*
*INSTITUTIONAL SUPPORT				
EST PRIVATE GIFTS	41,000		43,000	43,000
EST U.S. CONTRACTS	12,000	13,000		13,000
EST STATE CONTRACTS	7,000		7,000	7,000
EST OTHER SPONS PROG	1,000		1,000	1,000
	61,000*	13,000*	51,000*	64,000*
*SCHOLARSHIP/FELLOWSHIP				
EST PRIVATE GIFTS	79,000		82,000	82,000
EST U.S. CONTRACTS	6,275,000		6,463,000	6,463,000
	6,354,000*		6,545,000*	6,545,000*



ADMINISTRATIVE OFFICES  
CHICAGO CAMPUS

	PRESENT AMOUNT	PROPOSED SALARIES & WAGES	AMOUNT EXPENSE & EQUIP	TOTAL
**RESTRICTED FUNDS				
*AUXILIARY ENTERPRISES				
OTHER AUXILIARIES	7,031,000	799,000	6,465,000	7,264,000
	7,031,000*	799,000*	6,465,000*	7,264,000*
*INDEPENDENT OPERATIONS				
EST STATE CONTRACTS	4,000		4,000	4,000
	4,000*		4,000*	4,000*
TOTAL RESTRICTED FUNDS	18,528,000	5,047,000	14,184,000	19,231,000
GRAND TOTAL	69,986,586	43,155,363	30,826,020	73,981,383



COLLEGE OF BUSINESS ADMINISTRATION  
CHICAGO CAMPUS

	PRESENT AMOUNT	PROPOSED SALARIES & WAGES	AMOUNT EXPENSE & EQUIP	TOTAL
**APPROPRIATED FUNDS				
*INSTRUCTION				
ADMINISTRATION		7,853		7,853
GENERAL	270,772	415,780	63,212	478,992
ACCOUNTING	843,805	817,477	34,934	852,411
ECONOMICS	1,034,150	1,074,507	29,475	1,103,982
FINANCE	498,104	607,256	12,533	619,789
MANAGEMENT	767,160	710,773	25,998	736,771
MARKETING	546,259	538,425	15,500	553,925
INFORM & DECISION SCIENCE	987,748	864,030	29,624	893,054
	4,947,998*	5,036,101*	211,276*	5,247,377*
*RESEARCH				
GENERAL	77,941	94,654	7,500	102,154
	77,941*	94,654*	7,500*	102,154*
*ACADEMIC SUPPORT				
ADMINISTRATION	483,782	338,003	27,308	365,311
GENERAL	499,007	490,251	87,507	583,758
	982,789*	834,254*	114,815*	949,069*
*STUDENT SERVICES				
GENERAL	9,200	39,982	9,200	49,182
	9,200*	39,982*	9,200*	49,182*
TOTAL APPROPRIATED FUNDS	6,017,928	6,004,991	342,791	6,347,782
**INSTITUTIONAL FUNDS				
*RESEARCH				
ECONOMICS	3,000		3,000	3,000
MARKETING	1,000		1,000	1,000
INFORM & DECISION SCIENCE	3,700		3,700	3,700
	7,700*		7,700*	7,700*
*ACADEMIC SUPPORT				
ADMINISTRATION	3,000		3,000	3,000
	3,000*		3,000*	3,000*
TOTAL INSTITUTIONAL FUNDS	10,700		10,700	10,700
**RESTRICTED FUNDS				
*INSTRUCTION				
EST PRIVATE GIFTS	58,000	13,000	46,000	59,000
EST U.S. CONTRACTS	28,000	30,000		30,000
EST OTHER SPONS PROG	82,000	87,000		87,000



COLLEGE OF BUSINESS ADMINISTRATION  
CHICAGO CAMPUS

	PRESENT AMOUNT	PROPOSED SALARIES & WAGES	AMOUNT EXPENSE & EQUIP	TOTAL
*RESTRICTED FUNDS				
*INSTRUCTION	168,000*	130,000*	46,000*	176,000*
*RESEARCH				
EST PRIVATE GIFTS	51,000	13,000	40,000	53,000
EST U.S. CONTRACTS	69,000	56,000	16,000	72,000
EST OTHER SPONS PROG	89,000	55,000	38,000	93,000
	209,000*	124,000*	94,000*	218,000*
*PUBLIC SERVICE				
EST REVOLVING	234,000	117,000	128,000	245,000
EST U.S. CONTRACTS	37,000	29,000	10,000	39,000
EST STATE CONTRACTS	31,000	23,000	9,000	32,000
	302,000*	169,000*	147,000*	316,000*
*ACADEMIC SUPPORT				
EST PRIVATE GIFTS	38,000		39,000	39,000
EST OTHER SPONS PROG	5,000		5,000	5,000
	43,000*		44,000*	44,000*
*INSTITUTIONAL SUPPORT				
EST PRIVATE GIFTS	42,000	5,000	38,000	43,000
EST U.S. CONTRACTS	5,000	3,000	2,000	5,000
	47,000*	8,000*	40,000*	48,000*
*SCHOLARSHIP/FELLOWSHIP				
EST PRIVATE GIFTS	37,000	9,000	30,000	39,000
	37,000*	9,000*	30,000*	39,000*
TOTAL RESTRICTED FUNDS	806,000	440,000	401,000	841,000
GRAND TOTAL	6,834,628	6,444,991	754,491	7,199,482





DIVISION OF SERVICES FOR CRIPPLED CHILDREN  
CHICAGO CAMPUS

	PRESENT AMOUNT	PROPOSED AMOUNT SALARIES & WAGES	EXPENSE & EQUIP	TOTAL
**APPROPRIATED FUNDS				
*PUBLIC SERVICE				
CRIPPLED CHILDREN SERVICE	11,570,116	2,196,476	9,589,342	11,785,818
	11,570,116*	2,196,476*	9,589,342*	11,785,818*
 TOTAL APPROPRIATED FUNDS	 11,570,116	 2,196,476	 9,589,342	 11,785,818
**INSTITUTIONAL FUNDS				
*PUBLIC SERVICE				
CRIPPLED CHILDREN SERVICE			228	228
			228*	228*
 TOTAL INSTITUTIONAL FUNDS			 228	 228
**RESTRICTED FUNDS				
*RESEARCH				
EST STATE CONTRACTS	6,000	7,000		7,000
	6,000*	7,000*		7,000*
*PUBLIC SERVICE				
EST REVOLVING	452,000	210,000	262,000	472,000
EST PRIVATE GIFTS	8,000		8,000	8,000
EST U.S. CONTRACTS	150,000	139,000	20,000	159,000
EST STATE CONTRACTS	5,202,000	3,465,000	1,991,000	5,456,000
EST OTHER SPONS PROG	6,826,000		7,031,000	7,031,000
	12,638,000*	3,814,000*	9,312,000*	13,126,000*
 TOTAL RESTRICTED FUNDS	 12,644,000	 3,821,000	 9,312,000	 13,133,000
 GRAND TOTAL	 24,214,116	 6,017,476	 18,901,570	 24,919,046



COLLEGE OF DENTISTRY  
CHICAGO CAMPUS

	PRESENT AMOUNT	PROPOSED SALARIES & WAGES	AMOUNT EXPENSE & EQUIP	TOTAL
**APPROPRIATED FUNDS				
*INSTRUCTION				
DENTISTRY ADMIN	100,193	304,594		304,594
POSTGRADUATE & TEACHER ED	80,877	88,844		88,844
DENTAL CLINICS	1,119,727	1,091,800		1,091,800
ENDODONTICS	340,744	357,190		357,190
FIXED PARTIAL PRUSTHODONT	584,272	529,745		529,745
HISTOLOGY	576,516	565,322		565,322
OPERATIVE DENTISTRY	737,543	769,991		769,991
ORAL ANATOMY	294,544	253,867		253,867
ORAL MEDICINE-DIAG SCI	743,044	687,438		687,438
ORAL SURGERY	331,385	338,999		338,999
ORTHODONTICS	389,482	417,065		417,065
PEDIATRIC DENTISTRY	453,279	456,528		456,528
PERIODONTICS	404,294	406,774		406,774
DENT CTR FOR RES PERIODON	204,251	236,409		236,409
PROSTHODONTICS	675,748	592,611		592,611
	7,041,899*	7,097,177*		7,097,177*
*ACADEMIC SUPPORT				
DENTISTRY ADMIN	1,014,008	540,354	388,938	929,292
	1,014,008*	540,354*	388,938*	929,292*
TOTAL APPROPRIATED FUNDS	8,055,907	7,637,531	388,938	8,026,469
**INSTITUTIONAL FUNDS				
*ACADEMIC SUPPORT				
DENTISTRY ADMIN	27,800		60,614	60,614
	27,800*		60,614*	60,614*
*SCHOLARSHIP/FELLOWSHIP				
ORAL ANATOMY	3,900			
	3,900*			
TOTAL INSTITUTIONAL FUNDS	31,700		60,614	60,614
**RESTRICTED FUNDS				
*INSTRUCTION				
EST REVOLVING	2,265,000	814,000	1,542,000	2,356,000
EST PRIVATE GIFTS	14,000	4,000	11,000	15,000
EST U.S. CONTRACTS	16,000		16,000	16,000
EST OTHER SPONS PROG	41,000	1,000	41,000	42,000
	2,336,000*	819,000*	1,610,000*	2,429,000*




COLLEGE OF DENTISTRY  
CHICAGO CAMPUS

	PRESENT AMOUNT	PROPOSED SALARIES & WAGES	AMOUNT EXPENSE & EQUIP	TOTAL
**RESTRICTED FUNDS				
*RESEARCH				
EST PRIVATE GIFTS	53,000	2,000	52,000	54,000
EST U.S. CONTRACTS	495,000	286,000	231,000	517,000
EST OTHER SPONS PROG	123,000	94,000	35,000	129,000
	671,000*	382,000*	318,000*	700,000*
*SCHOLARSHIP/FELLOWSHIP				
EST PRIVATE GIFTS	4,000	1,000	3,000	4,000
EST U.S. CONTRACTS	18,000		19,000	19,000
	22,000*	1,000*	22,000*	23,000*
TOTAL RESTRICTED FUNDS	3,029,000	1,202,000	1,950,000	3,152,000
GRAND TOTAL	11,116,607	8,839,531	2,399,552	11,239,083



COLLEGE OF EDUCATION  
CHICAGO CAMPUS


	PRESENT AMOUNT	PROPOSED SALARIES & WAGES	AMOUNT EXPENSE & EQUIP	TOTAL
<b>**APPROPRIATED FUNDS</b>				
<b>*INSTRUCTION</b>				
COLLEGE OF ED GENERAL	-13,998	1		1
COLLEGE OF EDUCATION	1,523,815	1,666,881	14,500	1,681,381
PLATO IV	28,934	20,155	6,900	29,055
INSTRNL RESOURCES DEVELOP	206,501	35,968	35,072	71,040
	1,745,252*	1,723,005*	58,472*	1,781,477*
<b>*RESEARCH</b>				
URBAN EDUCATION RESEARCH	297,381	564,012	130,000	694,012
	297,381*	564,012*	130,000*	694,012*
<b>*ACADEMIC SUPPORT</b>				
ADMINISTRATION	579,250	491,671	108,139	599,810
COLLEGE OF EDUCATION		38,744	12,436	51,180
URBAN EDUCATION RESEARCH	260,530	219,833	44,469	264,302
	839,780*	750,248*	165,044*	915,292*
<b>TOTAL APPROPRIATED FUNDS</b>	<b>2,882,413</b>	<b>3,037,265</b>	<b>353,516</b>	<b>3,390,781</b>
<b>**INSTITUTIONAL FUNDS</b>				
<b>*ACADEMIC SUPPORT</b>				
ADMINISTRATION	27,000		45,774	45,774
	27,000*		45,774*	45,774*
<b>TOTAL INSTITUTIONAL FUNDS</b>	<b>27,000</b>		<b>45,774</b>	<b>45,774</b>
<b>**RESTRICTED FUNDS</b>				
<b>*INSTRUCTION</b>				
EST U.S. CONTRACTS	397,000	204,000	211,000	415,000
EST OTHER SPONS PROG	14,000	7,000	7,000	14,000
	411,000*	211,000*	218,000*	429,000*
<b>*RESEARCH</b>				
EST U.S. CONTRACTS	367,000	273,000	113,000	386,000
EST OTHER SPONS PROG	85,000	103,000		103,000
	452,000*	376,000*	113,000*	489,000*
<b>*PUBLIC SERVICE</b>				
EST REVULVING	1,000	2,000		2,000
EST STATE CONTRACTS	23,000	11,000	12,000	23,000
	24,000*	13,000*	12,000*	25,000*





COLLEGE OF EDUCATION  
CHICAGO CAMPUS

	PRESENT AMOUNT	PROPOSED SALARIES & WAGES	AMOUNT EXPENSE & EQUIP	TOTAL
**RESTRICTED FUNDS				
*ACADEMIC SUPPORT				
EST U.S. CONTRACTS	6,000	7,000		7,000
	6,000*	7,000*		7,000*
*SCHOLARSHIP/FELLOWSHIP				
EST PRIVATE GIFTS	1,000		1,000	1,000
EST U.S. CONTRACTS	19,000	18,000	2,000	20,000
	20,000*	18,000*	3,000*	21,000*
TOTAL RESTRICTED FUNDS	913,000	625,000	346,000	971,000
GRAND TOTAL	3,822,413	3,662,265	745,290	4,407,555



COLLEGE OF ENGINEERING  
CHICAGO CAMPUS

	PRESENT AMOUNT	PROPOSED SALARIES & WAGES	AMOUNT EXPENSE & EQUIP	TOTAL
<b>**APPROPRIATED FUNDS</b>				
<b>*INSTRUCTION</b>				
ENGINEERING ADMINISTRATN	164,222	182,524	29,000	211,524
ENGINEERING GENERAL	2,158	3,606		3,606
CHEMICAL ENGINEERING	771,198	772,142	56,311	828,453
ELEC & CMPTR SCNCE ENGR	2,872,674	2,891,668	143,934	3,035,602
CIVILMECH&METALRGY ENGR	1,179,437	1,157,469	76,000	1,233,469
MECHANICAL ENGINEERING	1,701,558	1,696,516	105,097	1,801,613
	6,691,247*	6,703,925*	410,342*	7,114,267*
<b>*RESEARCH</b>				
BIENGINEERING	346,267	330,460	21,928	352,388
INTERGRATED SYSTEMS LAB	72,311	75,278		75,278
	418,578*	405,738*	21,928*	427,666*
<b>*ACADEMIC SUPPORT</b>				
ENGINEERING ADMINISTRATN	1,418,925	622,871	659,568	1,282,439
	1,418,925*	622,871*	659,568*	1,282,439*
<b>TOTAL APPROPRIATED FUNDS</b>	<b>8,528,750</b>	<b>7,732,534</b>	<b>1,091,838</b>	<b>8,824,372</b>
<b>**INSTITUTIONAL FUNDS</b>				
<b>*RESEARCH</b>				
BIENGINEERING	12,000		12,000	12,000
CHEMICAL ENGINEERING	24,000		29,000	29,000
ELEC & CMPTR SCNCE ENGR	64,000		64,000	64,000
CIVILMECH&METALRGY ENGR	26,000		26,000	26,000
MECHANICAL ENGINEERING	25,200		45,200	45,200
INTERGRATED SYSTEMS LAB	7,000		7,000	7,000
	158,200*		183,200*	183,200*
<b>*ACADEMIC SUPPORT</b>				
ENGINEERING ADMINISTRATN	281,300		522,004	522,004
	281,300*		522,004*	522,004*
<b>*SCHOLARSHIP/FELLOWSHIP</b>				
ENGINEERING ADMINISTRATN	2,100			
	2,100*			
<b>TOTAL INSTITUTIONAL FUNDS</b>	<b>441,600</b>		<b>705,204</b>	<b>705,204</b>



COLLEGE OF ENGINEERING  
CHICAGO CAMPUS

	PRESENT AMOUNT	PROPOSED SALARIES & WAGES	AMOUNT EXPENSE & EQUIP	TOTAL
**RESTRICTED FUNDS				
*INSTRUCTION				
EST PRIVATE GIFTS	11,000		11,000	11,000
EST U.S. CONTRACTS	58,000	34,000	26,000	60,000
EST OTHER SPONS PROG	1,000	1,000		1,000
	70,000*	35,000*	37,000*	72,000*
*RESEARCH				
EST PRIVATE GIFTS	83,000	49,000	38,000	87,000
EST U.S. CONTRACTS	1,347,000	974,000	441,000	1,415,000
EST STATE CONTRACTS	387,000	58,000	343,000	401,000
EST OTHER SPONS PROG	749,000	597,000	191,000	788,000
	2,566,000*	1,678,000*	1,013,000*	2,691,000*
*PUBLIC SERVICE				
EST REVOLVING	124,000	98,000	33,000	131,000
EST U.S. CONTRACTS	51,000	54,000		54,000
EST OTHER SPONS PROG	33,000	3,000	31,000	34,000
	208,000*	155,000*	64,000*	219,000*
*ACADEMIC SUPPORT				
EST PRIVATE GIFTS	5,000	5,000		5,000
	5,000*	5,000*		5,000*
*INSTITUTIONAL SUPPORT				
EST PRIVATE GIFTS	16,000	5,000	12,000	17,000
	16,000*	5,000*	12,000*	17,000*
*SCHOLARSHIP/FELLOWSHIP				
EST PRIVATE GIFTS	50,000		52,000	52,000
EST OTHER SPONS PROG	5,000	5,000		5,000
	55,000*	5,000*	52,000*	57,000*
TOTAL RESTRICTED FUNDS	2,920,000	1,883,000	1,178,000	3,061,000
GRAND TOTAL	11,890,350	9,615,534	2,975,042	12,590,576



ART, ARCHITECTURE & URBAN PLANNING  
CHICAGO CAMPUS

	PRESENT AMOUNT	PROPOSED SALARIES & WAGES	AMOUNT EXPENSE & EQUIP	TOTAL
**APPROPRIATED FUNDS				
*INSTRUCTION				
GENERAL	92,039	79,416	44,145	123,561
ARCHITECTURE	1,388,408	1,404,333	47,355	1,451,690
ART AND DESIGN	1,487,405	1,477,409	36,332	1,513,741
HISTORY OF ART & ARCHTCTR	440,841	458,676	15,495	474,171
URBAN PLANNING & POLICY	547,154	536,591	27,934	564,525
	3,955,847*	3,956,427*	171,261*	4,127,688*
*RESEARCH				
ADMINISTRATIUN	1,000	2,550		2,550
URBAN PLANNING & POLICY	46,847	50,180		50,180
	47,847*	52,730*		52,730*
*ACADEMIC SUPPORT				
ADMINISTRATIUN	482,505	440,601	44,641	485,242
	482,505*	440,601*	44,641*	485,242*
TOTAL APPROPRIATED FUNDS	4,486,199	4,449,758	215,902	4,605,660
**INSTITUTIONAL FUNDS				
*RESEARCH				
ARCHITECTURE	1,200		1,200	1,200
URBAN PLANNING & POLICY	2,600		2,600	2,600
	3,800*		3,800*	3,800*
*PUBLIC SERVICE				
URBAN PLANNING & POLICY	10,500		10,500	10,500
	10,500*		10,500*	10,500*
*ACADEMIC SUPPORT				
ADMINISTRATIUN	5,900		5,900	5,900
	5,900*		5,900*	5,900*
*SCHOLARSHIP/FELLOWSHIP				
URBAN PLANNING & POLICY	5,300		13,337	13,337
	5,300*		13,337*	13,337*
TOTAL INSTITUTIONAL FUNDS	25,500		33,537	33,537
**RESTRICTED FUNDS				
*INSTRUCTION				
EST PRIVATE GIFTS	1,000		1,000	1,000
EST U.S. CONTRACTS	11,000	14,000		14,000
EST OTHER SPONS PROG	19,000	9,000	10,000	19,000





ART, ARCHITECTURE & URBAN PLANNING  
CHICAGO CAMPUS

	PRESENT AMOUNT	PROPOSED SALARIES & WAGES	AMOUNT EXPENSE & EQUIP	TOTAL
**RESTRICTED FUNDS				
*INSTRUCTION	31,000*	23,000*	11,000*	34,000*
*RESEARCH				
EST PRIVATE GIFTS	130,000	74,000	62,000	136,000
EST U.S. CONTRACTS	195,000	145,000	59,000	204,000
EST STATE CONTRACTS	145,000	109,000	43,000	152,000
EST OTHER SPONS PROG	174,000	113,000	69,000	182,000
	644,000*	441,000*	233,000*	674,000*
*PUBLIC SERVICE				
EST REVOLVING	102,000		105,000	105,000
EST U.S. CONTRACTS	16,000	17,000		17,000
EST OTHER SPONS PROG	97,000	61,000	41,000	102,000
	215,000*	78,000*	146,000*	224,000*
*ACADEMIC SUPPORT				
EST PRIVATE GIFTS	1,000		1,000	1,000
EST U.S. CONTRACTS	3,000		3,000	3,000
EST OTHER SPONS PROG	1,000	1,000	1,000	2,000
	5,000*	1,000*	5,000*	6,000*
*STUDENT SERVICES				
EST STATE CONTRACTS	6,000		6,000	6,000
	6,000*		6,000*	6,000*
*INSTITUTIONAL SUPPORT				
EST PRIVATE GIFTS	1,000		1,000	1,000
EST U.S. CONTRACTS	3,000		3,000	3,000
EST OTHER SPONS PROG	1,000		1,000	1,000
	5,000*		5,000*	5,000*
*SCHOLARSHIP/FELLOWSHIP				
EST PRIVATE GIFTS	21,000		22,000	22,000
	21,000*		22,000*	22,000*
*INDEPENDENT OPERATIONS				
EST STATE CONTRACTS	2,000		2,000	2,000
	2,000*		2,000*	2,000*
TOTAL RESTRICTED FUNDS	929,000	543,000	430,000	973,000
GRAND TOTAL	5,440,699	4,992,758	679,439	5,672,197




GRADUATE COLLEGE  
CHICAGO CAMPUS

	PRESENT AMOUNT	PROPOSED SALARIES & WAGES	AMOUNT EXPENSE & EQUIP	TOTAL
**APPROPRIATED FUNDS				
*INSTRUCTION				
GRAD COLLEGE ADMIN	117,566	117,299	14,395	131,694
	117,566*	117,299*	14,395*	131,694*
*RESEARCH				
GRAD COLLEGE ADMIN		37,253		37,253
GRAD COL RESEARCH BOARD	145,100		141,733	141,733
GRAD COLLEGE SPNSRD RSRCH	394,017	388,664	6,172	394,836
RESEARCH RESOURCES CENTER	1,016,900	956,327	72,263	1,028,590
TECHNOLOGY DEVELOPMENT	189,872	226,839	4,279	231,118
PROTECTION FM RSCH RISKS	95,685	98,151	2,331	100,482
BIOLOGICAL RESOURCES LAB	652,807	619,150	31,930	651,088
	2,494,381*	2,326,384*	258,716*	2,585,100*
*ACADEMIC SUPPORT				
GRAD COLLEGE ADMIN	423,251	392,681	29,919	422,600
GRAD COL RESEARCH BOARD	444,913		440,834	440,834
	868,164*	392,681*	470,753*	863,434*
*SCHOLARSHIP/FELLOWSHIP				
GRAD COLL FELLOWSHIPS	516,545		529,459	529,459
	516,545*		529,459*	529,459*
TOTAL APPROPRIATED FUNDS	3,996,656	2,836,364	1,273,323	4,109,687
**INSTITUTIONAL FUNDS				
*RESEARCH				
GRAD COL RESEARCH BOARD	582,000		762,000	762,000
RESEARCH RESOURCES CENTER	74,000		74,000	74,000
	656,000*		836,000*	836,000*
*ACADEMIC SUPPORT				
GRAD COL RESEARCH BOARD	5,000		5,000	5,000
	5,000*		5,000*	5,000*
*INSTITUTIONAL SUPPORT				
GRAD COLLEGE ADMIN	165,700		171,557	171,557
	165,700*		171,557*	171,557*
*SCHOLARSHIP/FELLOWSHIP				
GRAD COLLEGE ADMIN	211,900		168,551	168,551
GRAD COLL FELLOWSHIPS	36,900		36,900	36,900
	248,800*		205,451*	205,451*
TOTAL INSTITUTIONAL FUNDS	1,075,500		1,218,008	1,218,008



GRADUATE COLLEGE  
CHICAGO CAMPUS

	PRESENT AMOUNT	PROPOSED AMOUNT SALARIES & WAGES	EXPENSE & EQUIP	TOTAL
**RESTRICTED FUNDS				
*INSTRUCTION				
EST STATE CONTRACTS	2,000	2,000		2,000
	2,000*	2,000*		2,000*
*RESEARCH				
EST PRIVATE GIFTS	49,000		51,000	51,000
EST U.S. CONTRACTS	267,000	210,000	71,000	281,000
EST OTHER SPONS PROG	112,000	10,000	106,000	116,000
	428,000*	220,000*	228,000*	448,000*
*PUBLIC SERVICE				
EST REVOLVING	257,000	128,000	140,000	268,000
EST U.S. CONTRACTS	24,000		25,000	25,000
	281,000*	128,000*	165,000*	293,000*
*ACADEMIC SUPPORT				
EST REVOLVING	6,000		6,000	6,000
	6,000*		6,000*	6,000*
*SCHOLARSHIP/FELLOWSHIP				
EST PRIVATE GIFTS	17,000		18,000	18,000
EST U.S. CONTRACTS	15,000		16,000	16,000
EST STATE CONTRACTS	50,000		52,000	52,000
EST OTHER SPONS PROG	74,000	70,000	9,000	79,000
	156,000*	70,000*	95,000*	165,000*
*INDEPENDENT OPERATIONS				
EST REVOLVING	47,000		49,000	49,000
	47,000*		49,000*	49,000*
TOTAL RESTRICTED FUNDS	920,000	420,000	543,000	963,000
GRAND TOTAL	5,992,156	3,256,364	3,034,331	6,290,695



COLLEGE OF LIBERAL ARTS & SCIENCES  
CHICAGO CAMPUS

	PRESENT AMOUNT	PROPOSED AMOUNT SALARIES & WAGES	EXPENSE & EQUIP	TOTAL
**APPROPRIATED FUNDS				
*INSTRUCTION				
ADMINISTRATION	339,875	34,877	327,350	362,227
GENERAL	127,920	30,442		30,442
BLACK STUDIES PROGRAM	212,047	250,003	6,685	256,688
ANTHROPOLOGY	509,299	459,822	13,724	473,546
AUDIO INFO SYSTEMS	87,358	76,822	11,503	88,325
BIOLOGICAL SCIENCE	3,544,093	3,362,231	394,235	3,756,460
CHEMISTRY	2,920,985	2,658,222	411,539	3,069,761
CLASSICS	314,414	319,189	6,500	325,689
CRIMINAL JUSTICE	698,632	678,956	23,719	702,675
ENGLISH	2,445,104	2,545,859	49,769	2,595,628
FRENCH	513,634	530,373	9,663	540,036
GEOGRAPHY	470,313	472,530	11,675	484,205
GEOLOGICAL SCIENCES	719,100	622,874	71,826	694,700
LATIN AMERICAN STUDIES	185,053	178,401	4,629	183,030
GERMAN	399,674	414,476	7,928	422,404
HISTORY	1,512,862	1,564,153	26,979	1,591,132
HUMANITIES	14,170	14,766		14,766
LINGUISTICS	349,200	309,844	5,000	314,844
MATH, STAT & CMPTR SCIENCE	4,339,837	4,534,480	88,185	4,622,665
PHILOSOPHY	899,299	1,002,417	17,926	1,020,343
MUSIC	299,334	267,842	18,958	280,800
PHYSICS	2,096,115	1,990,517	184,155	2,174,672
POLITICAL SCIENCE	1,011,563	1,059,614	23,622	1,083,236
PSYCHOLOGY	1,826,365	1,780,358	48,815	1,829,173
SLAVIC & BALTIC LNG & LIT	447,239	465,277	7,296	472,573
SOCIOLOGY	1,051,518	1,062,899	27,306	1,090,205
SCIENCE EDUCATION	13,040			
SPANISH	839,079	964,607	16,959	981,566
COMMUNICATION & THEATER	657,410	602,696	44,109	646,805
INST FOR HUMANITIES	78,977	142,816		142,816
WOMEN'S STUDIES	100,423	106,919	5,255	112,174
	29,023,998*	28,504,282*	1,865,310*	30,369,592*
*RESEARCH				
ADMINISTRATION	62,028	56,299	7,467	63,766
LAW & JUSTICE RES CENTER	31,403	22,379	9,024	31,403
SOCIAL & DEMOGRAPHIC HSTY	2,500	2,500		2,500
	95,931*	81,178*	16,491*	97,669*
*PUBLIC SERVICE				
WOODWORTH PRARIE PRESERVE	12,088	6,478	5,610	12,088
	12,088*	6,478*	5,610*	12,088*





COLLEGE OF LIBERAL ARTS & SCIENCES  
CHICAGO CAMPUS

	PRESENT AMOUNT	PROPOSED SALARIES & WAGES	AMOUNT EXPENSE & EQUIP	TOTAL
**APPROPRIATED FUNDS				
*ACADEMIC SUPPORT				
ADMINISTRATION	1,428,035	1,127,638	112,053	1,239,691
	1,428,035*	1,127,638*	112,053*	1,239,691*
TOTAL APPROPRIATED FUNDS	30,560,052	29,719,576	1,999,464	31,719,040
**INSTITUTIONAL FUNDS				
*RESEARCH				
ADMINISTRATION	1,400		1,400	1,400
ANTHROPOLOGY	6,000		6,000	6,000
BIOLOGICAL SCIENCE	85,000		115,000	115,000
CHEMISTRY	100,000		110,000	110,000
LAW & JUSTICE RES CENTER	2,000		2,000	2,000
GEOGRAPHY	1,500		1,500	1,500
GEOLOGICAL SCIENCES	5,000		5,000	5,000
MATH, STAT & CMPTR SCIENCE	70,000		78,000	78,000
PHILOSOPHY	3,000		3,000	3,000
PHYSICS	190,000		190,000	190,000
POLITICAL SCIENCE	5,000		5,000	5,000
PSYCHOLOGY	35,000		35,000	35,000
SOCIOLOGY	3,600		3,600	3,600
SOCIAL & DEMOGRAPHIC HSTY	3,800		3,800	3,800
	511,300*		559,300*	559,300*
*ACADEMIC SUPPORT				
ADMINISTRATION	459,000		693,433	693,433
CHEMISTRY	17,000		21,662	21,662
	476,000*		715,095*	715,095*
TOTAL INSTITUTIONAL FUNDS	987,300		1,274,395	1,274,395
**RESTRICTED FUNDS				
*INSTRUCTION				
EST PRIVATE GIFTS	23,000		24,000	24,000
EST U.S. CONTRACTS	210,000	124,000	96,000	220,000
EST STATE CONTRACTS	74,000	1,000	75,000	76,000
EST OTHER SPONS PROG	75,000	68,000	12,000	80,000
	382,000*	193,000*	207,000*	400,000*
*RESEARCH				
EST PRIVATE GIFTS	100,000	65,000	39,000	104,000
EST U.S. CONTRACTS	6,318,000	3,266,000	3,334,000	6,600,000
EST STATE CONTRACTS	59,000	26,000	36,000	62,000
EST OTHER SPONS PROG	684,000	483,000	234,000	717,000



COLLEGE OF LIBERAL ARTS & SCIENCES  
CHICAGO CAMPUS

	PRESENT AMOUNT	PROPOSED SALARIES & WAGES	AMOUNT EXPENSE & EQUIP	TOTAL
**RESTRICTED FUNDS				
*RESEARCH	7,161,000*	3,840,000*	3,643,000*	7,483,000*
*PUBLIC SERVICE				
EST REVOLVING	477,000	197,000	301,000	498,000
EST PRIVATE GIFTS	1,000		1,000	1,000
EST OTHER SPONS PROG	35,000	29,000	8,000	37,000
	513,000*	226,000*	310,000*	536,000*
*ACADEMIC SUPPORT				
EST OTHER SPONS PROG	17,000	18,000		18,000
	17,000*	18,000*		18,000*
*INSTITUTIONAL SUPPORT				
EST PRIVATE GIFTS	33,000	18,000	16,000	34,000
EST OTHER SPONS PROG	22,000	20,000	3,000	23,000
	55,000*	38,000*	19,000*	57,000*
*SCHOLARSHIP/FELLOWSHIP				
EST PRIVATE GIFTS	4,000		5,000	5,000
EST OTHER SPONS PROG	11,000		11,000	11,000
	15,000*		16,000*	16,000*
TOTAL RESTRICTED FUNDS	8,143,000	4,315,000	4,195,000	8,510,000
GRAND TOTAL	39,690,352	34,034,576	7,468,859	41,503,435



COLLEGE OF MEDICINE  
CHICAGO CAMPUS

	PRESENT AMOUNT	PROPOSED SALARIES & WAGES	AMOUNT EXPENSE & EQUIP	TOTAL
**APPROPRIATED FUNDS				
*INSTRUCTION				
OFFICE OF THE DEAN	217,442	156,126	67,395	223,521
CHGO ANATOMY & CELL BIOL	1,321,457	1,263,892	94,744	1,358,630
CHGO BIOCHEMISTRY	1,328,005	1,348,665	21,029	1,369,694
CHGO DEPT OF GENETICS	384,794	428,912		428,912
CHGO MICROBIOLOGY	1,534,838	1,544,270	41,309	1,585,579
CHGO PHARMACOLOGY	1,123,575	1,132,082	27,257	1,159,339
CHGO PHYSIOLOGY	1,181,117	1,160,092	73,438	1,239,530
CHGO ADMINISTRATION	66,408		66,408	66,408
CHGO ANESTHESIOLOGY	351,178	359,079		359,079
CHGO DERMATOLOGY	411,008	413,484	9,628	423,112
CHGO FAMILY PRACTICE	383,805	306,416	80,853	387,269
CHGO DEPT OF MEDICINE	3,946,139	4,017,149	40,096	4,057,245
CHGO NEUROSURGERY	371,997	373,981		373,981
CHGO NEUROLOGY	500,386	522,861	2,000	524,861
CHGO OBSTETRICS & GYNE	1,234,971	1,173,754		1,173,754
CHGO OPHTHALMOLOGY	1,003,583	1,033,647		1,033,647
CHGO ORTHOPAEDICS	370,495	366,504	15,840	382,344
CHGO UTOL-HEAD & NECK SUR	816,037	830,079	1,049	831,128
CHGO PATHOLOGY	1,342,913	1,346,679	29,283	1,375,962
CHGO PEDIATRICS	2,001,241	2,053,209	7,242	2,060,451
CHGO PHYS MED & REHAB	276,119	285,259	910	286,169
CHGO PSYCHIATRY	1,692,379	1,703,261	37,320	1,740,581
CHGO RADIOLOGY	740,574	764,114		764,114
CHGO SURGERY	1,113,798	1,144,965	1,493	1,146,458
CHI METROPOLTN HOSP GROUP	135,515			
PEORIA ADMINISTRATION	147,728	173,700	8,035	181,735
PEORIA DERMATOLOGY	68,572	46,323	3,830	50,153
PEORIA FAMILY PRACTICE	229,800	145,837	17,440	163,277
PEORIA MEDICINE	530,981	418,579	31,250	449,829
PEORIA BASIC SCIENCES	617,664	608,185	37,420	645,605
PEORIA NEUROSCIENCES	192,087	198,479	3,300	201,779
PEORIA OBSTETRICS/GYNE	182,369	185,424	12,430	197,854
PEORIA PATHOLOGY	160,185	118,975	44,912	163,887
PEORIA PEDIATRICS	428,137	357,719	39,750	397,469
PEORIA PSYCHIATRY	278,269	351,078	11,375	362,453
PEORIA RADIOLOGY	69,918	68,166	5,270	73,436
PEORIA SURGERY	201,066	195,066	9,000	204,066
URBANA ADMINISTRATION	3,066,374	2,208,339	899,636	3,107,975
URBANA MED INFOR SCIENCES	270,603	232,780	8,690	241,470
URBANA FAMILY PRACTICE	166,546	153,958	15,820	169,778
URBANA INTERNAL MEDICINE	575,989	602,603	17,206	619,809
URBANA OBSTETRICS GYNECOL	78,128	63,682	17,710	81,392
URBANA PATHOLOGY	216,394	258,710	7,000	265,710
URBANA PEDIATRICS	128,082	133,066	4,325	137,391
URBANA PHARMACOLOGY	141,564	143,315	4,700	148,015



COLLEGE OF MEDICINE  
CHICAGO CAMPUS

	PRESENT AMOUNT	PROPOSED AMOUNT		TOTAL
		SALARIES & WAGES	EXPENSE & EQUIP	
**APPROPRIATED FUNDS				
*INSTRUCTION				
URBANA PSYCHIATRY	122,673	129,961	6,050	136,011
URBANA SURGERY	75,603	73,080	7,800	80,880
ROCKFORD ADMINISTRATION	255,751	206,903	20,650	227,553
ROCKFORD FAMILY MEDICINE	825,873	522,200	101,130	623,330
ROCKFORD MEDICINE	675,685	866,849	17,450	880,299
ROCKFORD BIOMED SCIENCE	610,007	519,357	96,014	615,371
ROCKFORD OB & GYNE	99,568	88,636	10,882	99,568
ROCKFORD PATHOLOGY	178,457	163,453	16,783	180,236
ROCKFORD PEDIATRICS	329,773	325,317	11,823	337,140
ROCKFORD PSYCHIATRY	182,941	180,097	7,251	187,348
ROCKFORD SURGERY	161,219	146,402	15,620	162,022
	35,117,780*	33,622,769*	2,127,846*	35,750,615*
*RESEARCH				
PEURIA ADMINISTRATION	32,702	32,428	6,500	38,928
	32,702*	32,428*	6,500*	38,928*
*PUBLIC SERVICE				
ROCKFORD ADMINISTRATION	227,786	183,825	28,095	211,920
	227,786*	183,825*	28,095*	211,920*
*ACADEMIC SUPPORT				
OFFICE OF THE DEAN	1,026,992	1,191,802	63,416	1,255,218
MEDICAL EDUCATION	1,640,865	1,438,674	247,900	1,680,574
CHGO ADMINISTRATION	614,274	574,082	59,300	633,382
PEURIA ADMINISTRATION	1,372,021	1,381,294	113,165	1,494,459
ROCKFORD ADMINISTRATION	844,705	777,598	205,231	982,829
	5,498,857*	5,363,450*	689,012*	6,052,462*
*STUDENT SERVICES				
ROCKFORD ADMINISTRATION	53,650	52,481	3,805	56,286
	53,650*	52,481*	3,805*	56,286*
*INSTITUTIONAL SUPPORT				
ROCKFORD ADMINISTRATION	194,991	170,737	25,214	195,951
	194,991*	170,737*	25,214*	195,951*
*PHYSICAL PLANT				
PEURIA PHYSICAL PLANT	240,149	99,614	140,535	240,149
ROCKFORD PHYSICAL PLANT	390,844	269,252	121,168	390,420
	630,993*	368,866*	261,703*	630,569*
TOTAL APPROPRIATED FUNDS	41,756,759	39,794,556	3,142,175	42,936,731





COLLEGE OF MEDICINE  
CHICAGO CAMPUS

	PRESENT AMOUNT	PROPOSED SALARIES & WAGES	AMOUNT EXPENSE & EQUIP	TOTAL
**INSTITUTIONAL FUNDS				
*RESEARCH				
CHGO ANATOMY & CELL BIOL	32,000		36,000	36,000
CHGO BIOCHEMISTRY	107,000		95,000	95,000
CHGO DEPT OF GENETICS	107,000		126,000	126,000
CHGO MICROBIOLOGY	126,000	65,000	83,000	148,000
CHGO PHARMACOLOGY	75,000		72,000	72,000
CHGO PHYSIOLOGY	112,000		83,000	83,000
CHGO DERMATOLOGY	10,000		10,000	10,000
CHGO DEPT OF MEDICINE	110,000		155,000	155,000
CHGO OBSTETRICS & GYNE	27,000		37,000	37,000
CHGO OPHTHALMOLOGY	250,000		320,000	320,000
CHGO OTOL-HEAD & NECK SUR	1,000			
CHGO PATHOLOGY	18,000		27,000	27,000
CHGO PEDIATRICS	70,000		95,000	95,000
CHGO PSYCHIATRY	6,000		41,000	41,000
CHGO SURGERY	114,000		73,000	73,000
URBANA ADMINISTRATION	165,000		85,000	85,000
	1,330,000*	65,000*	1,338,000*	1,403,000*
*ACADEMIC SUPPORT				
OFFICE OF THE DEAN	269,000		761,159	761,159
PEDIATRIA ADMINISTRATION	9,000			
	278,000*		761,159*	761,159*
*SCHOLARSHIP/FELLOWSHIP				
CHGO PHYSIOLOGY	44,700		33,796	33,796
	44,700*		33,796*	33,796*
TOTAL INSTITUTIONAL FUNDS	1,652,700	65,000	2,132,955	2,197,955
**RESTRICTED FUNDS				
*INSTRUCTION				
EST REVOLVING	1,183,000	915,000	213,000	1,128,000
EST PRIVATE GIFTS	566,000	244,000	346,000	590,000
EST U.S. CONTRACTS	413,000	419,000	18,000	437,000
EST OTHER SPONS PROG	97,000	67,000	35,000	102,000
	2,259,000*	1,645,000*	612,000*	2,257,000*
*RESEARCH				
EST PRIVATE GIFTS	1,448,000	539,000	967,000	1,506,000
EST U.S. CONTRACTS	13,244,000	8,890,000	5,003,000	13,893,000
EST STATE CONTRACTS	916,000	807,000	160,000	967,000
EST OTHER SPONS PROG	4,181,000	2,409,000	1,966,000	4,375,000
	19,789,000*	12,645,000*	8,096,000*	20,741,000*



COLLEGE OF MEDICINE  
CHICAGO CAMPUS

	PRESENT AMOUNT	PROPOSED SALARIES & WAGES	AMOUNT EXPENSE & EQUIP	TOTAL
**RESTRICTED FUNDS				
*PUBLIC SERVICE				
EST REVOLVING	1,727,000	1,520,000	302,000	1,822,000
EST U.S. CONTRACTS	229,000	203,000	39,000	242,000
EST STATE CONTRACTS	195,000	131,000	73,000	204,000
EST OTHER SPONS PROG	28,000	7,000	22,000	29,000
	2,179,000*	1,861,000*	436,000*	2,297,000*
*ACADEMIC SUPPORT				
EST PRIVATE GIFTS	6,000	3,000	4,000	7,000
EST U.S. CONTRACTS	37,000	39,000		39,000
EST OTHER SPONS PROG	20,000	18,000	3,000	21,000
	63,000*	60,000*	7,000*	67,000*
*STUDENT SERVICES				
EST OTHER SPONS PROG	17,000	18,000		18,000
	17,000*	18,000*		18,000*
*SCHOLARSHIP/FELLOWSHIP				
EST PRIVATE GIFTS	447,000	85,000	378,000	463,000
EST U.S. CONTRACTS	112,000	135,000		135,000
EST OTHER SPONS PROG	2,000		4,000	4,000
	561,000*	220,000*	382,000*	602,000*
*AUXILIARY ENTERPRISES				
OTHER AUXILIARIES	828,000	413,000	452,000	665,000
	828,000*	413,000*	452,000*	665,000*
*INDEPENDENT OPERATIONS				
EST MED SERVICE PLAN	30,844,000	18,063,200	12,042,200	30,105,400
	30,844,000*	18,063,200*	12,042,200*	30,105,400*
TOTAL RESTRICTED FUNDS	56,540,000	34,925,200	22,027,200	56,952,400
GRAND TOTAL	99,949,459	74,784,750	27,302,330	102,087,080



COLLEGE OF NURSING  
CHICAGO CAMPUS

	PRESENT AMOUNT	PROPOSED SALARIES & WAGES	AMOUNT EXPENSE & EQUIP	TOTAL
**APPROPRIATED FUNDS				
*INSTRUCTION				
NURSING DEAN'S OFFICE	249,164	187,261	21,640	208,901
NURS GENERAL	4,500		4,500	4,500
ADMIN STUDIES IN NURSING	527,525	429,285	29,947	459,232
MATERNAL-CHILD NURSING	787,672	840,077	32,294	872,371
MEDICAL-SURGICAL NURSING	1,194,194	1,351,790	31,508	1,383,298
PSYCHIATRIC NURSING	601,519	558,498	21,557	580,055
PUBLIC HEALTH NURSING	902,086	884,899	30,144	915,043
	4,267,260*	4,251,810*	171,590*	4,423,400*
*ACADEMIC SUPPORT				
NURSING DEAN'S OFFICE	1,889,481	1,483,002	339,357	1,823,019
	1,889,481*	1,483,662*	339,357*	1,823,019*
TOTAL APPROPRIATED FUNDS	6,156,741	5,735,472	510,947	6,246,419
**INSTITUTIONAL FUNDS				
*ACADEMIC SUPPORT				
NURSING DEAN'S OFFICE	69,300		148,254	148,254
	69,300*		148,254*	148,254*
*SCHOLARSHIP/FELLOWSHIP				
NURSING DEAN'S OFFICE	19,700		13,664	13,664
	19,700*		13,664*	13,664*
TOTAL INSTITUTIONAL FUNDS	89,000		161,918	161,918
**RESTRICTED FUNDS				
*INSTRUCTION				
EST REVOLVING	2,000		2,000	2,000
EST PRIVATE GIFTS	5,000		6,000	6,000
EST U.S. CONTRACTS	317,000	157,000	173,000	330,000
EST OTHER SPONS PRUG	4,000	1,000	2,000	3,000
	328,000*	158,000*	183,000*	341,000*
*RESEARCH				
EST PRIVATE GIFTS	115,000	91,000	31,000	122,000
EST U.S. CONTRACTS	647,000	464,000	216,000	680,000
EST STATE CONTRACTS	83,000	57,000	31,000	88,000
EST OTHER SPONS PRUG	84,000	61,000	28,000	89,000
	929,000*	673,000*	306,000*	979,000*



COLLEGE OF NURSING  
CHICAGO CAMPUS

	PRESENT AMOUNT	PROPOSED SALARIES & WAGES	AMOUNT EXPENSE & EQUIP	TOTAL
**RESTRICTED FUNDS				
*PUBLIC SERVICE				
EST U.S. CONTRACTS	73,000	64,000	12,000	76,000
EST OTHER SPONS PROG	149,000	126,000	31,000	157,000
	222,000*	190,000*	43,000*	233,000*
*SCHOLARSHIP/FELLOWSHIP				
EST PRIVATE GIFTS	8,000		8,000	8,000
EST U.S. CONTRACTS	83,000	27,000	59,000	86,000
	91,000*	27,000*	67,000*	94,000*
*AUXILIARY ENTERPRISES				
OTHER AUXILIARIES	7,000		7,000	7,000
	7,000*		7,000*	7,000*
*INDEPENDENT OPERATIONS				
EST OTHER SPONS PROG	3,000	3,000		3,000
	3,000*	3,000*		3,000*
TOTAL RESTRICTED FUNDS	1,580,000	1,051,000	606,000	1,657,000
GRAND TOTAL	7,825,741	6,786,472	1,278,865	8,065,337





COLLEGE OF PHARMACY  
CHICAGO CAMPUS

	PRESENT AMOUNT	PROPOSED SALARIES & WAGES	AMOUNT EXPENSE & EQUIP	TOTAL
**APPROPRIATED FUNDS				
*INSTRUCTION				
PHARMACY ADMIN DEAN	797,556	921,438	52,821	974,259
MED CHEM/PHARMACOGNOSY	1,116,391	1,083,320	72,922	1,156,242
PHARMACODYNAMICS	752,060	699,022	46,115	745,137
PHARMACY PRACTICE	694,819	635,952	49,339	685,291
PHARMACEUTICS	590,207	504,704	46,863	551,567
DEPT OF PHARMACY ADMIN	431,305	369,986	33,928	403,914
	4,382,338*	4,214,422*	301,988*	4,210,410*
*RESEARCH				
PHARMACY ADMIN DEAN	95,306	85,378	11,952	97,330
	95,366*	85,378*	11,952*	97,330*
*PUBLIC SERVICE				
PHARMACY ADMIN DEAN	70,106	67,959	6,150	74,109
	70,106*	67,959*	6,150*	74,109*
*ACADEMIC SUPPORT				
PHARMACY ADMIN DEAN	641,919	620,657	53,080	673,737
	641,919*	620,657*	53,080*	673,737*
TOTAL APPROPRIATED FUNDS	5,189,729	4,988,416	373,170	5,361,586
**INSTITUTIONAL FUNDS				
*RESEARCH				
MED CHEM/PHARMACOGNOSY	27,000		27,000	27,000
PHARMACODYNAMICS	9,000		9,000	9,000
PHARMACY PRACTICE	3,000		3,000	3,000
	39,000*		39,000*	39,000*
*ACADEMIC SUPPORT				
PHARMACY ADMIN DEAN	59,400		12,848	12,848
	59,400*		12,848*	12,848*
TOTAL INSTITUTIONAL FUNDS	98,400		51,848	51,848
**RESTRICTED FUNDS				
*INSTRUCTION				
EST PRIVATE GIFTS	27,000		27,000	27,000
EST U.S. CONTRACTS	128,000	129,000	7,000	136,000
EST OTHER SPONS PROG	4,000	2,000	2,000	4,000
	159,000*	131,000*	36,000*	167,000*



COLLEGE OF PHARMACY  
CHICAGO CAMPUS

	PRESENT AMOUNT	PROPOSED AMOUNT SALARIES & WAGES	EXPENSE & EQUIP	TOTAL
**RESTRICTED FUNDS				
*RESEARCH				
EST PRIVATE GIFTS	104,000	34,000	74,000	108,000
EST U.S. CONTRACTS	1,194,000	467,000	776,000	1,243,000
EST STATE CONTRACTS	20,000	10,000	11,000	21,000
EST OTHER SPONS PROG	536,000	194,000	364,000	558,000
	1,854,000*	705,000*	1,225,000*	1,930,000*
*PUBLIC SERVICE				
EST REVOLVING	1,686,000	256,000	1,489,000	1,745,000
EST U.S. CONTRACTS	30,000	32,000		32,000
	1,716,000*	288,000*	1,489,000*	1,777,000*
*ACADEMIC SUPPORT				
EST OTHER SPONS PROG	54,000	57,000		57,000
	54,000*	57,000*		57,000*
*INSTITUTIONAL SUPPORT				
EST OTHER SPONS PROG	16,000	4,000	12,000	16,000
	16,000*	4,000*	12,000*	16,000*
*SCHOLARSHIP/FELLOWSHIP				
EST PRIVATE GIFTS	11,000	2,000	10,000	12,000
EST OTHER SPONS PROG	1,000		1,000	1,000
	12,000*	2,000*	11,000*	13,000*
*AUXILIARY ENTERPRISES				
OTHER AUXILIARIES	198,000	112,000	96,000	208,000
	198,000*	112,000*	96,000*	208,000*
*INDEPENDENT OPERATIONS				
EST OTHER SPONS PROG	18,000	6,000	13,000	19,000
	18,000*	6,000*	13,000*	19,000*
TOTAL RESTRICTED FUNDS	4,027,000	1,305,000	2,882,000	4,137,000
GRAND TOTAL	9,315,129	6,293,416	3,307,018	9,600,434



HEALTH, PHYSICAL ED. & RECREATION  
CHICAGO CAMPUS

	PRESENT AMOUNT	PROPOSED SALARIES & WAGES	AMOUNT EXPENSE & EQUIP	TOTAL
**APPROPRIATED FUNDS				
*INSTRUCTION				
PHYSICAL EDUCATION	1,073,764	1,084,337	20,378	1,104,715
	1,073,764*	1,084,337*	20,378*	1,104,715*
*ACADEMIC SUPPORT				
HPER ADMINISTRATION	241,729	210,146	47,384	257,530
	241,729*	210,146*	47,384*	257,530*
TOTAL APPROPRIATED FUNDS	1,315,493	1,294,483	67,762	1,362,245
**INSTITUTIONAL FUNDS				
*RESEARCH				
PHYSICAL EDUCATION	125,000		79,282	79,282
	125,000*		79,282*	79,282*
TOTAL INSTITUTIONAL FUNDS	125,000		79,282	79,282
**RESTRICTED FUNDS				
*INSTRUCTION				
EST U.S. CONTRACTS	14,000	12,000	3,000	15,000
EST OTHER SPONS PROG	6,000	7,000		7,000
	20,000*	19,000*	3,000*	22,000*
*RESEARCH				
EST PRIVATE GIFTS	5,000	5,000		5,000
EST U.S. CONTRACTS	233,000	170,000	74,000	244,000
EST OTHER SPONS PROG	23,000	7,000	17,000	24,000
	261,000*	182,000*	91,000*	273,000*
*PUBLIC SERVICE				
EST OTHER SPONS PROG	53,000	21,000	35,000	56,000
	53,000*	21,000*	35,000*	56,000*
*INSTITUTIONAL SUPPORT				
EST PRIVATE GIFTS	2,000		2,000	2,000
	2,000*		2,000*	2,000*
*AUXILIARY ENTERPRISES				
INTERCOLL ATHLETICS	1,615,000	757,000	968,000	1,725,000
	1,615,000*	757,000*	968,000*	1,725,000*
TOTAL RESTRICTED FUNDS	1,951,000	979,000	1,099,000	2,078,000
GRAND TOTAL	3,391,493	2,273,483	1,246,044	3,519,527



SCHOOL OF PUBLIC HEALTH  
CHICAGO CAMPUS

	PRESENT AMOUNT	PROPOSED SALARIES & WAGES	AMOUNT EXPENSE & EQUIP	TOTAL
**APPROPRIATED FUNDS				
*INSTRUCTION				
SCHOOL OF PUBLIC HEALTH	2,098,328	2,105,746	74,500	2,180,240
	2,098,328*	2,105,746*	74,500*	2,180,240*
*RESEARCH				
SCHOOL OF PUBLIC HEALTH	175,274	163,572	33,600	197,172
	175,274*	163,572*	33,600*	197,172*
*ACADEMIC SUPPORT				
SCHOOL OF PUBLIC HEALTH	797,846	804,295	30,145	834,440
	797,846*	804,295*	30,145*	834,440*
TOTAL APPROPRIATED FUNDS	3,071,448	3,073,613	138,245	3,211,858
**INSTITUTIONAL FUNDS				
*ACADEMIC SUPPORT				
SCHOOL OF PUBLIC HEALTH	152,500		239,840	239,840
	152,500*		239,840*	239,840*
*SCHOLARSHIP/FELLOWSHIP				
SCHOOL OF PUBLIC HEALTH	700		630	630
	700*		630*	630*
TOTAL INSTITUTIONAL FUNDS	153,200		240,470	240,470
**RESTRICTED FUNDS				
*INSTRUCTION				
EST PRIVATE GIFTS	5,000	2,000	4,000	6,000
EST U.S. CONTRACTS	49,000	54,000		54,000
EST STATE CONTRACTS	16,000	35,000		35,000
EST OTHER SPONS PROG	3,000	3,000		3,000
	73,000*	94,000*	4,000*	98,000*
*RESEARCH				
EST PRIVATE GIFTS	48,000		49,000	49,000
EST U.S. CONTRACTS	3,115,000	1,813,000	1,447,000	3,260,000
EST STATE CONTRACTS	125,000	93,000	38,000	131,000
EST OTHER SPONS PROG	447,000	370,000	101,000	471,000
	3,735,000*	2,276,000*	1,635,000*	3,911,000*





SCHOOL OF PUBLIC HEALTH  
CHICAGO CAMPUS

	PRESENT AMOUNT	PROPOSED SALARIES & WAGES	AMOUNT EXPENSE & EQUIP	TOTAL
**RESTRICTED FUNDS				
*PUBLIC SERVICE				
EST REVOLVING	1,276,000	624,000	708,000	1,332,000
EST PRIVATE GIFTS	6,000	6,000		6,000
EST U.S. CONTRACTS	68,000	44,000	27,000	71,000
EST OTHER SPONS PROG	31,000	26,000	6,000	32,000
	1,381,000*	700,000*	741,000*	1,441,000*
*SCHOLARSHIP/FELLOWSHIP				
EST U.S. CONTRACTS	69,000		71,000	71,000
EST OTHER SPONS PROG	9,000		9,000	9,000
	78,000*		80,000*	80,000*
*INDEPENDENT OPERATIONS				
EST U.S. CONTRACTS	1,000			
EST OTHER SPONS PROG	42,000	29,000	16,000	45,000
	43,000*	29,000*	16,000*	45,000*
TOTAL RESTRICTED FUNDS	5,310,000	3,099,000	2,476,000	5,575,000
GRAND TOTAL	8,534,648	6,172,613	2,854,715	9,027,328



COLLEGE OF ASSOCIATED HEALTH PROFESSIONS  
CHICAGO CAMPUS

	PRESENT AMOUNT	PROPOSED AMOUNT SALARIES & WAGES	EXPENSE & EQUIP	TOTAL
**APPROPRIATED FUNDS				
*INSTRUCTION				
DEAN'S OFFICE	144,833	35,231	14,249	49,480
BIOCOMMUNICATION ART	358,438	364,148	19,765	383,913
MED SOCIAL WORK	826,552	845,782	22,623	868,405
NUTRITION & MED DIETETICS	342,883	342,923	22,957	365,860
OCCUPATIONAL THERAPY	664,959	676,605	37,543	714,148
MEDICAL RECORDS ADMIN	154,399	165,398	9,223	174,621
MEDICAL LABORATORY SCI	578,829	552,970	55,833	608,803
PHYSICAL THERAPY	393,549	407,383	9,258	416,641
	3,464,442*	3,390,440*	191,451*	3,581,891*
*ACADEMIC SUPPORT				
DEAN'S OFFICE	481,120	424,431	60,892	485,323
	481,120*	424,431*	60,892*	485,323*
TOTAL APPROPRIATED FUNDS	3,945,562	3,814,871	252,343	4,007,214
**INSTITUTIONAL FUNDS				
*RESEARCH				
NUTRITION & MED DIETETICS	5,400		5,400	5,400
	5,400*		5,400*	5,400*
*ACADEMIC SUPPORT				
DEAN'S OFFICE	4,200		4,200	4,200
	4,200*		4,200*	4,200*
TOTAL INSTITUTIONAL FUNDS	9,600		9,600	9,600
**RESTRICTED FUNDS				
*INSTRUCTION				
EST PRIVATE GIFTS	23,000	1,000	23,000	24,000
EST U.S. CONTRACTS	149,000	115,000	41,000	157,000
EST OTHER SPONS PROG	4,000	4,000		4,000
	176,000*	121,000*	64,000*	185,000*
*RESEARCH				
EST PRIVATE GIFTS	16,000	4,000	13,000	17,000
EST U.S. CONTRACTS	217,000	131,000	96,000	227,000
EST STATE CONTRACTS	71,000	52,000	22,000	74,000
EST OTHER SPONS PROG	86,000	71,000	19,000	90,000
	390,000*	258,000*	150,000*	408,000*



COLLEGE OF ASSOCIATED HEALTH PROFESSIONS  
CHICAGO CAMPUS

	PRESENT AMOUNT	PROPOSED SALARIES & WAGES	AMOUNT EXPENSE & EQUIP	TOTAL
**RESTRICTED FUNDS				
*PUBLIC SERVICE				
EST REVOLVING	390,000	226,000	182,000	408,000
EST STATE CONTRACTS	20,000	15,000	5,000	20,000
	410,000*	241,000*	187,000*	428,000*
*SCHOLARSHIP/FELLOWSHIP				
EST PRIVATE GIFTS	14,000	8,000	7,000	15,000
	14,000*	8,000*	7,000*	15,000*
TOTAL RESTRICTED FUNDS	990,000	628,000	408,000	1,036,000
GRAND TOTAL	4,945,162	4,442,871	669,943	5,112,814



MILITARY SCIENCE  
CHICAGO CAMPUS

	PRESENT AMOUNT	PROPOSED SALARIES & WAGES	AMOUNT EXPENSE & EQUIP	TOTAL
**APPROPRIATED FUNDS				
*INSTRUCTION				
MILITARY SCIENCE	29,105	19,442	9,740	29,182
	29,105*	19,442*	9,740*	29,182*
TOTAL APPROPRIATED FUNDS	29,105	19,442	9,740	29,182
GRAND TOTAL	29,105	19,442	9,740	29,182





UNIVERSITY OF ILLINOIS HOSPITAL  
CHICAGO CAMPUS

	PRESENT AMOUNT	PROPOSED SALARIES & WAGES	AMOUNT EXPENSE & EQUIP	TOTAL
**APPROPRIATED FUNDS				
*INDEPENDENT OPERATIONS				
UNIV OF ILL HOSPITAL	15,472,201	15,945,640	325,917	16,271,557
	15,472,201*	15,945,640*	325,917*	16,271,557*
<b>TOTAL APPROPRIATED FUNDS</b>	<b>15,472,201</b>	<b>15,945,640</b>	<b>325,917</b>	<b>16,271,557</b>
**RESTRICTED FUNDS				
*INDEPENDENT OPERATIONS				
EST REVOLVING	104,793,000	52,222,721	51,205,722	103,428,443
	104,793,000*	52,222,721*	51,205,722*	103,428,443*
<b>TOTAL RESTRICTED FUNDS</b>	<b>104,793,000</b>	<b>52,222,721</b>	<b>51,205,722</b>	<b>103,428,443</b>
<b>GRAND TOTAL</b>	<b>120,265,201</b>	<b>68,168,361</b>	<b>51,531,639</b>	<b>119,700,000</b>



JANE ADDAMS COLLEGE OF SOCIAL WORK  
CHICAGO CAMPUS

	PRESENT AMOUNT	PROPOSED SALARIES & WAGES	AMOUNT EXPENSE & EQUIP	TOTAL
**APPROPRIATED FUNDS				
*INSTRUCTION				
ADMINISTRATION	1,506,361	1,516,676	10,958	1,527,634
	1,506,361*	1,516,676*	10,958*	1,527,634*
*RESEARCH				
CNTR FOR SOC POL AND RES	48,902	44,983	3,120	48,103
	48,902*	44,983*	3,120*	48,103*
*ACADEMIC SUPPORT				
ADMINISTRATION	263,200	241,018	27,570	268,588
	263,200*	241,018*	27,570*	268,588*
TOTAL APPROPRIATED FUNDS	1,818,463	1,802,677	41,648	1,844,325
**RESTRICTED FUNDS				
*INSTRUCTION				
EST PRIVATE GIFTS	1,000		1,000	1,000
	1,000*		1,000*	1,000*
*RESEARCH				
EST STATE CONTRACTS	2,000	2,000		2,000
EST OTHER SPONS PRUG	47,000	44,000	5,000	49,000
	49,000*	46,000*	5,000*	51,000*
*SCHOLARSHIP/FELLOWSHIP				
EST REVOLVING	5,000	5,000		5,000
EST PRIVATE GIFTS	2,000		2,000	2,000
	7,000*	5,000*	2,000*	7,000*
TOTAL RESTRICTED FUNDS	57,000	51,000	8,000	59,000
GRAND TOTAL	1,875,463	1,853,677	49,648	1,903,325



## UNIVERSITY OF ILLINOIS

## 1988-89 BUDGET

106

CONTINUING EDUCATION  
CHICAGO CAMPUS

	PRESENT AMOUNT	PROPOSED SALARIES & WAGES	AMOUNT EXPENSE & EQUIP	TOTAL
**APPROPRIATED FUNDS				
*INSTRUCTION				
CONTINUING ED EXTR CLS	218,390	199,665	25,634	225,299
	218,390*	199,665*	25,634*	225,299*
*PUBLIC SERVICE				
CONTINUING ED ADMIN	154,128	216,975	29,632	246,607
	154,128*	216,975*	29,632*	246,607*
TOTAL APPROPRIATED FUNDS	372,518	416,640	55,266	471,906
**RESTRICTED FUNDS				
*INSTRUCTION				
EST REVOLVING	1,035,000	322,000	752,000	1,074,000
EST PRIVATE GIFTS	14,000	5,000	10,000	15,000
	1,049,000*	327,000*	762,000*	1,089,000*
*PUBLIC SERVICE				
EST REVOLVING	675,000	514,000	197,000	711,000
	675,000*	514,000*	197,000*	711,000*
TOTAL RESTRICTED FUNDS	1,724,000	841,000	959,000	1,800,000
GRAND TOTAL	2,096,518	1,257,640	1,014,266	2,271,906



LIBRARY  
CHICAGO CAMPUS

	PRESENT AMOUNT	PROPOSED SALARIES & WAGES	AMOUNT EXPENSE & EQUIP	TOTAL
**APPROPRIATED FUNDS				
*ACADEMIC SUPPORT				
LIBRARY OF THE HEALTH SCI	1,054,936		1,054,936	1,054,936
LIBRARY	7,585,687	5,293,914	2,663,932	7,957,846
	8,640,623*	5,293,914*	3,718,868*	9,012,732*
TOTAL APPROPRIATED FUNDS	8,640,623	5,293,914	3,718,868	9,012,782
**INSTITUTIONAL FUNDS				
*ACADEMIC SUPPORT				
LIBRARY OF THE HEALTH SCI	215,000		275,000	275,000
LIBRARY	208,000		543,126	543,126
	423,000*		818,126*	818,126*
TOTAL INSTITUTIONAL FUNDS	423,000		818,126	818,126
**RESTRICTED FUNDS				
*INSTRUCTION				
EST OTHER SPONS PROG	2,000	2,000		2,000
	2,000*	2,000*		2,000*
*RESEARCH				
EST PRIVATE GIFTS	4,000		4,000	4,000
EST OTHER SPONS PROG	18,000	14,000	5,000	19,000
	22,000*	14,000*	9,000*	23,000*
*PUBLIC SERVICE				
EST REVOLVING	94,000	28,000	69,000	97,000
	94,000*	28,000*	69,000*	97,000*
*ACADEMIC SUPPORT				
EST PRIVATE GIFTS	2,000		2,000	2,000
EST U.S. CONTRACTS	219,000	156,000	73,000	229,000
EST STATE CONTRACTS	47,000		49,000	49,000
	268,000*	156,000*	124,000*	280,000*
TOTAL RESTRICTED FUNDS	386,000	200,000	202,000	402,000
GRAND TOTAL	9,449,623	5,493,914	4,738,994	10,232,908





PHYSICAL PLANT  
CHICAGO CAMPUS

	PRESENT AMOUNT	PROPOSED AMOUNT SALARIES & WAGES	EXPENSE & EQUIP	TOTAL
**APPROPRIATED FUNDS				
*INSTITUTIONAL SUPPORT				
CAMPUS MAIL	313,364	313,364		313,364
	313,364*	313,364*		313,364*
*PHYSICAL PLANT				
ADMINISTRATION	1,285,395	808,449	146,933	955,382
BUILDING OPERATIONS	4,352,341	3,781,017	312,169	4,093,180
BUILDING MAINTENANCE	4,371,283	3,486,648	664,907	4,151,555
GROUNDS MAINTENANCE	792,166	621,881	131,420	753,301
TRUCKS & CARS	1,018,330	842,396	133,920	970,316
HEAT LIGHT & POWER	23,125,645	4,593,796	17,143,728	21,737,524
WAGE RATE	747,047	1,723,903		1,723,903
REHAB & ALTER UNASSIGNED	715,300			
	36,408,107*	15,858,090*	18,533,077*	34,391,187*
TOTAL APPROPRIATED FUNDS	36,721,471	16,171,454	18,533,077	34,704,531
**INSTITUTIONAL FUNDS				
*PHYSICAL PLANT				
ADMINISTRATION	396,885		763,030	763,030
BUILDING OPERATIONS	332,635		332,035	332,635
BUILDING MAINTENANCE	1,154,006		1,154,006	1,154,006
GROUNDS MAINTENANCE	17,180		17,180	17,180
TRUCKS & CARS	113,000		113,000	113,000
HEAT LIGHT & POWER	448,460	289,416	159,044	448,460
	2,462,166*	289,416*	2,538,901*	2,828,317*
TOTAL INSTITUTIONAL FUNDS	2,462,166	289,416	2,538,901	2,828,317
**RESTRICTED FUNDS				
*RESEARCH				
EST PRIVATE GIFTS	1,000		1,000	1,000
EST STATE CONTRACTS	150,000	16,000	139,000	155,000
	151,000*	16,000*	140,000*	150,000*
*PUBLIC SERVICE				
EST REVOLVING	28,000	16,000	14,000	30,000
	28,000*	16,000*	14,000*	30,000*
*INSTITUTIONAL SUPPORT				
EST U.S. CONTRACTS	56,000		58,000	58,000
	56,000*		58,000*	58,000*



PHYSICAL PLANT  
CHICAGO CAMPUS

	PRESENT AMOUNT	PROPOSED SALARIES & WAGES	AMOUNT EXPENSE & EQUIP	TOTAL
**RESTRICTED FUNDS				
*INDEPENDENT OPERATIONS				
EST STEAM PLANT	2,209,000		2,000,000	2,000,000
	2,209,000*		2,000,000*	2,000,000*
TOTAL RESTRICTED FUNDS	2,444,000	32,000	2,212,000	2,244,000
GRAND TOTAL	41,627,637	16,492,870	23,283,978	39,770,848



CAMPUS SERVICES  
CHICAGO CAMPUS

	PRESENT AMOUNT	PROPOSED SALARIES & WAGES	AMOUNT EXPENSE & EQUIP	TOTAL
**APPROPRIATED FUNDS				
*PUBLIC SERVICE				
UNIVERSITY SERVICES ADMIN	65,656	68,867		68,867
	65,656*	68,867*		68,867*
*ACADEMIC SUPPORT				
HULL HOUSE	54,415	53,334	3,578	56,912
	54,415*	53,334*	3,578*	56,912*
*INSTITUTIONAL SUPPORT				
CAMPUS SERVICES-ADMIN	71,176	97,035	5,372	102,407
UNIVERSITY SERVICES ADMIN	132,730	94,196	42,208	136,404
CHICAGO CIRCLE CENTER	140,294	142,905		142,905
RECREATION	52,252	50,866	3,411	54,277
	396,452*	385,002*	50,991*	435,993*
TOTAL APPROPRIATED FUNDS	516,523	507,203	54,569	561,772
**RESTRICTED FUNDS				
*INSTRUCTION				
EST OTHER SPONS PROG	22,000	23,000		23,000
	22,000*	23,000*		23,000*
*RESEARCH				
EST U.S. CONTRACTS	5,000		5,000	5,000
	5,000*		5,000*	5,000*
*PUBLIC SERVICE				
EST STATE CONTRACTS	3,000		3,000	3,000
	3,000*		3,000*	3,000*
*ACADEMIC SUPPORT				
EST STATE CONTRACTS	6,000		6,000	6,000
	6,000*		6,000*	6,000*
*INSTITUTIONAL SUPPORT				
EST STATE CONTRACTS	2,000		3,000	3,000
	2,000*		3,000*	3,000*
*AUXILIARY ENTERPRISES				
OTHER AUXILIARIES	6,231,000	1,805,000	5,403,000	7,208,000
HOUSING	4,610,000	1,342,200	5,922,700	7,264,900
UNIONS	17,191,000	5,466,000	14,262,100	19,728,100
	28,032,000*	8,613,200*	25,587,800*	34,201,000*
TOTAL RESTRICTED FUNDS	28,070,000	8,636,200	25,604,800	34,241,000



UNIVERSITY OF ILLINOIS

1988-89 BUDGET

111

CAMPUS SERVICES  
CHICAGO CAMPUS


	PRESENT AMOUNT	PROPOSED AMOUNT SALARIES & WAGES	EXPENSE & EQUIP	TOTAL
GRAND TOTAL	28,586,523	9,143,403	25,659,369	34,802,772







UNIVERSITY OF ILLINOIS-URBANA



3 0112 051349063