


UNIVERSITY OF TORONTO



3 1761 01433040 1



Digitized by the Internet Archive  
in 2008 with funding from  
Microsoft Corporation







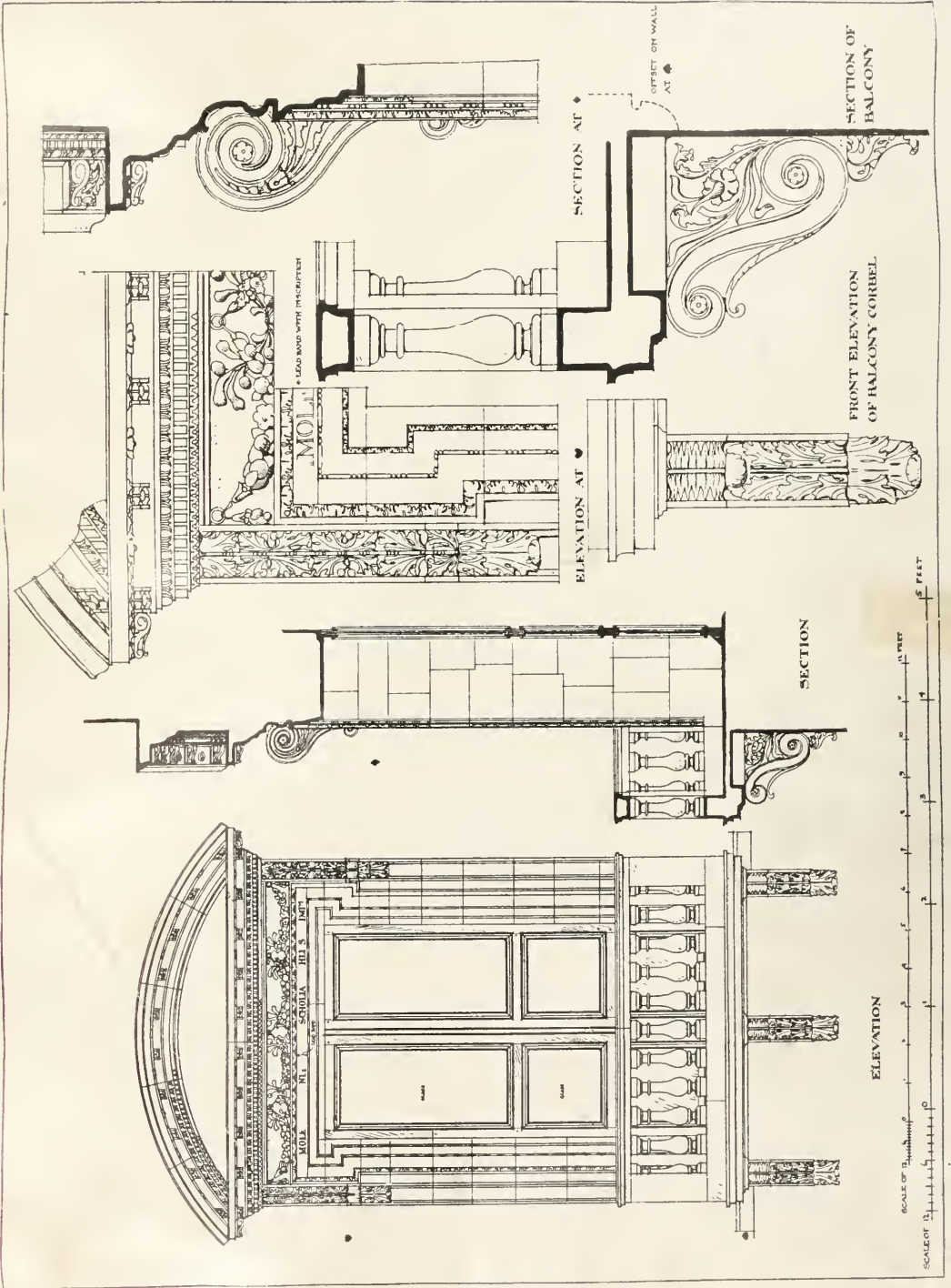









NA  
967  
B4A45





ASHMOLEAN MUSEUM, OXFORD



MORDEN COLLEGE  
BLACKHEATH

DETAIL OF PRIN-  
CIPAL ENTRANCE

MEASURED & DRAWN  
98-99 H. Farquharson.



DETAIL OF CENTRE PORTION OF ENTRANCE FRONT.—II. FARQUHARSON *del.*






7 FEET  
6  
5  
4  
3  
2  
1  
0

THIS HOUSE WAS BUILT BY CHARLES WOODHOPE A-D 1703  
THE STAIRCASE IS IN VERY DARK OAK AND THE PLASTER WORK IS PAINTED PALE GREEN AND WHITE

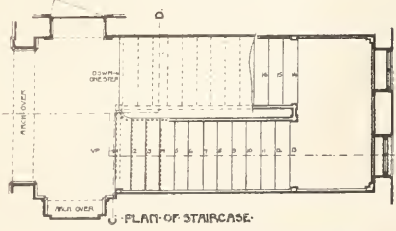
SCALE  
10  
9  
8  
7  
6  
5  
4  
3  
2  
1  
0

SCALE  
10  
9  
8  
7  
6  
5  
4  
3  
2  
1  
0

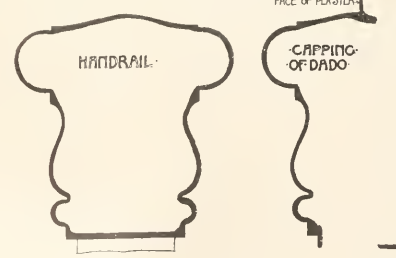
SCALE  
10  
9  
8  
7  
6  
5  
4  
3  
2  
1  
0



SECTION ON A-B



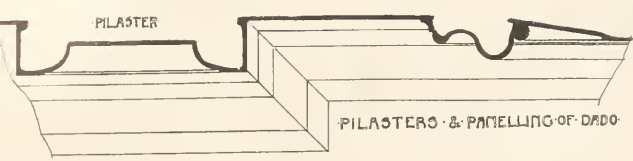
PLAN OF STAIRCASE



HANDRAIL

CAPPING OF DADO


SKIRTING



PLASTER

PILASTERS & PANNELLING OF DADO

LINE OF TREAD  
LINE OF TREAD  
PLAN-THROUGH X-Y  
LOOKING DOWN

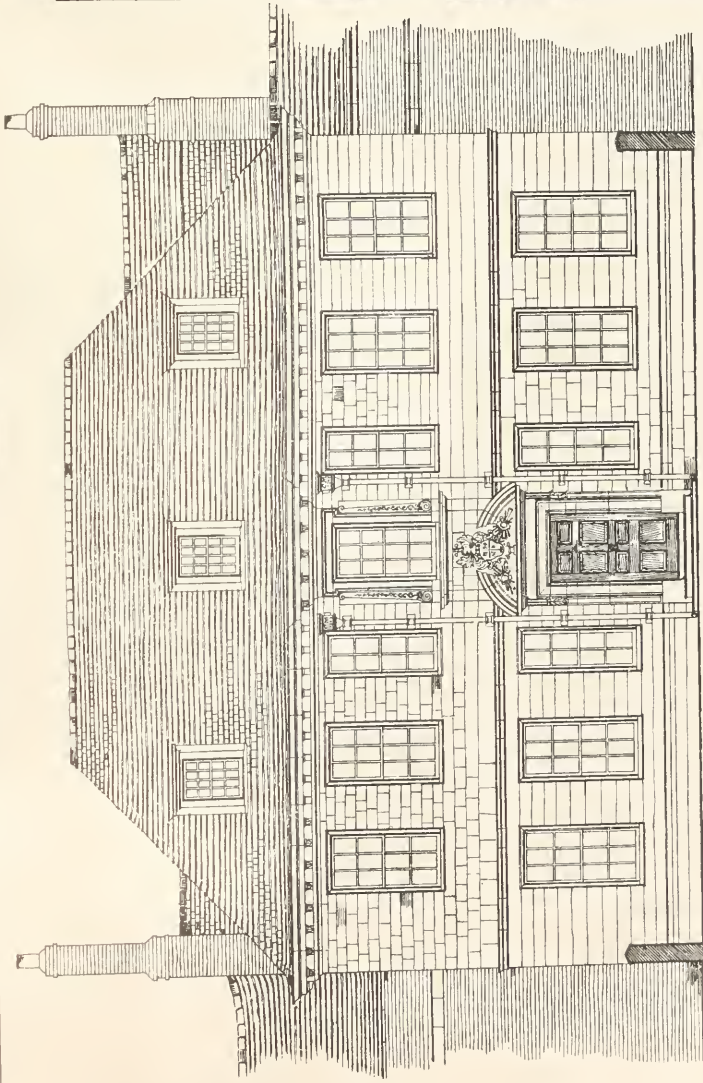


7 FEET  
6  
5  
4  
3  
2  
1  
0  
SCALE

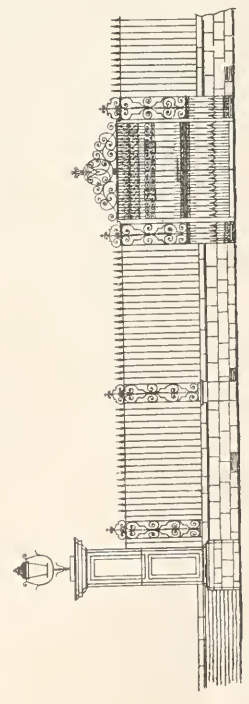
HOUSE IN THE CLOSE SALISBURY  
SECTION SHEWING STAIRCASE WITH DETAILS

R S Balfour and H Comyn, del






FRONT ELEVATION.

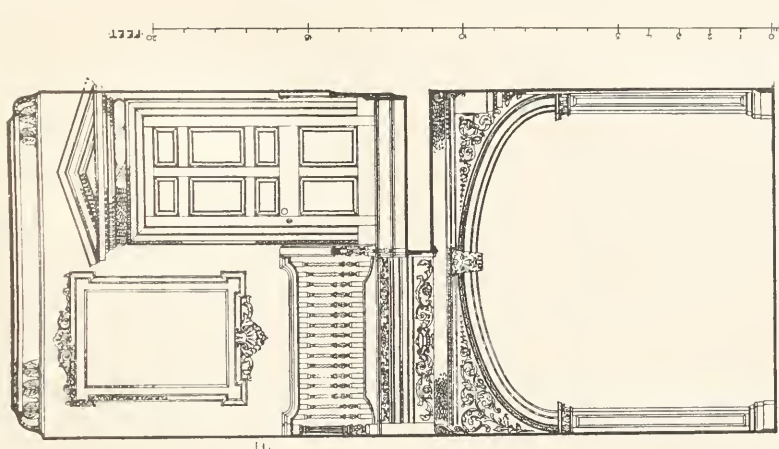


ELEVATION OF GATES TO FORECOURT.

SCALE. 0 5 10 20 30 FEET




SKETCH OF HEAD OF RAILINGS.




SECTION ON C-D

SCALE. 0 1 2 3 4 5 6 7 8 9 10 20 FEET



PLASTER MOULDING AT Y




PLASTER MOULDING AT X

These details refer to Plate LXXIV

SCALE. 0 1 2 3 4 5 6 7 8 9 10 FEET

HOUSE IN THE CLOSE SALISBURY.  
ELEVATION WITH DETAILS OF STAIRCASE ETC.

R. S. Ballou and H. Conyn, del.





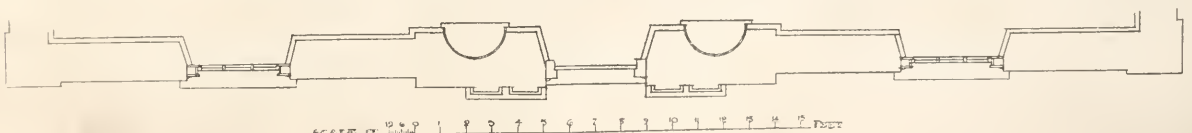

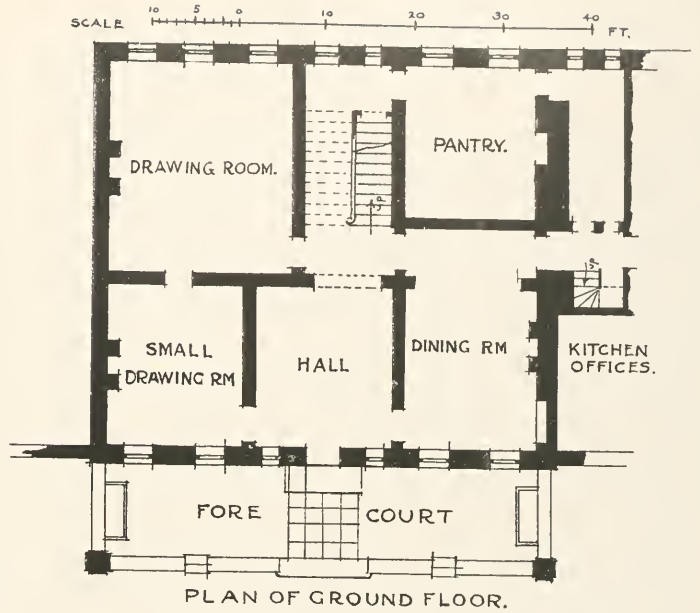




FIG. 22.—SIDE ELEVATION.


J. C. COOK del.














FRONT ELEVATION.

QUOINS AND ARCHES IN DARKER COLORED BRICKS THAN WALLING. VESTIBULE ALL WHITE.

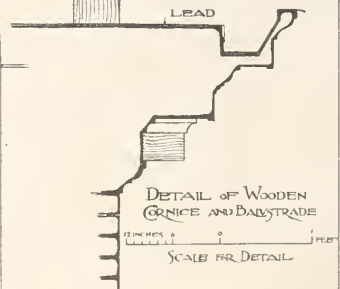


THE IRON WORK IS VERY MUCH WORN AND MANY OF THE PIECES ARE ENTIRELY MISSING.

SCALE OF FEET FOR GATES.



KEY PLAN OF FRONT




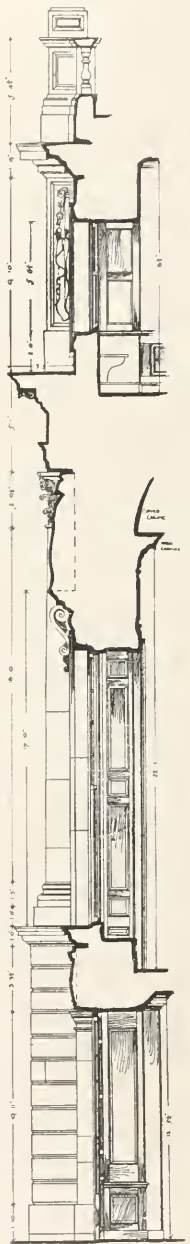

DETAIL OF WOODEN CORNICE AND BALUSTRADE

SCALE FOR DETAIL

Arthur Strutton del.

FENTON HOUSE, HAMPSTEAD.  
ELEVATION OF FRONT AND GATES IN GROUNDS

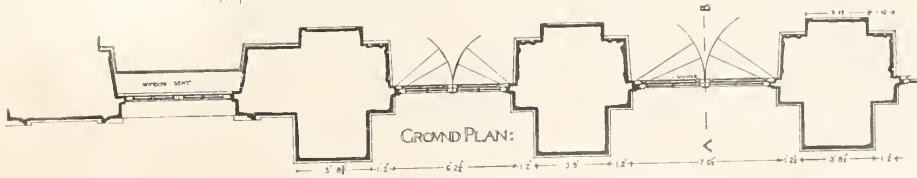




ELEVATION: CENTRAL PORTION:

SECTION: A. B.

SCALE OF FEET



GROUND PLAN:

FROM BELCHER & MACARTNEY.

HAMPTON COURT PALACE.  
CENTRAL PORTION OF THE RIVER FRONT.

H P G Maule, del





LEAD

DETAIL OF CROWNING CORNICE (WOOD).



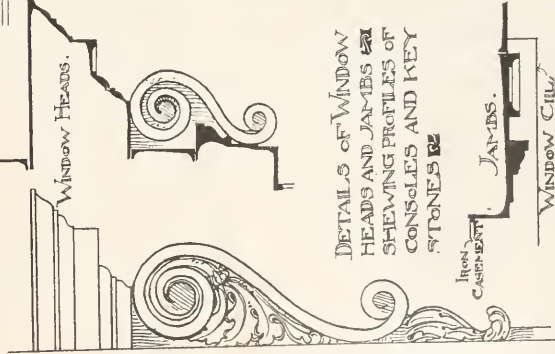
THE MAIN ROOF IS COVERED WITH TILES: THE TWO PEDIMENTS WITH LEAD.



BRICK FACE

STONE OVONS.

WINDOW HEADS.

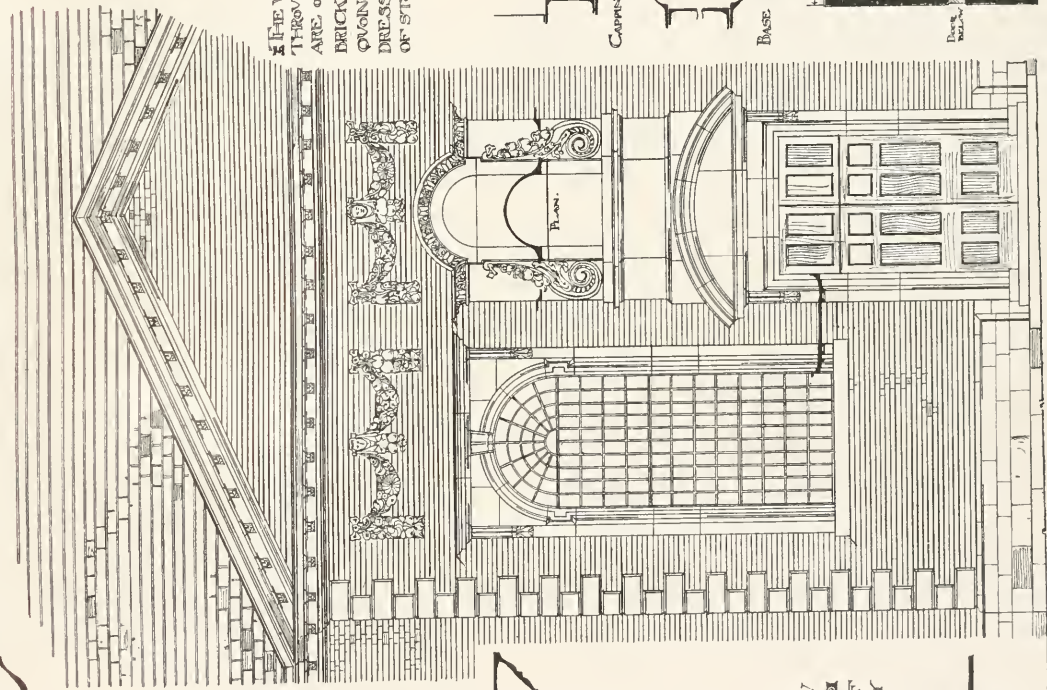


DETAILS OF WINDOW HEADS AND JAMBS AND SHEWING PROFILES OF CONSOLES AND KEY STONES.


IRON CAST-IRON JAMBS.

WINDOW CHILL

SCALE OF INCHES FOR ALL DETAILS EXCEPT SWAGS:



ELEVATION OF CENTRAL BAY OF PRINCIPAL FACADE: FULL SCALE OF FEET FOR ELEVATION.



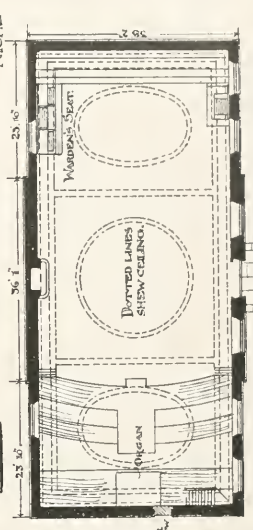
DETAIL OF SWAG OVER CENTRAL WINDOW: THE OTHER TWO DIFFER SLIGHTLY.



DETAIL OF SWAGS OVER SIDE WINDOWS, SEE FLOOR.



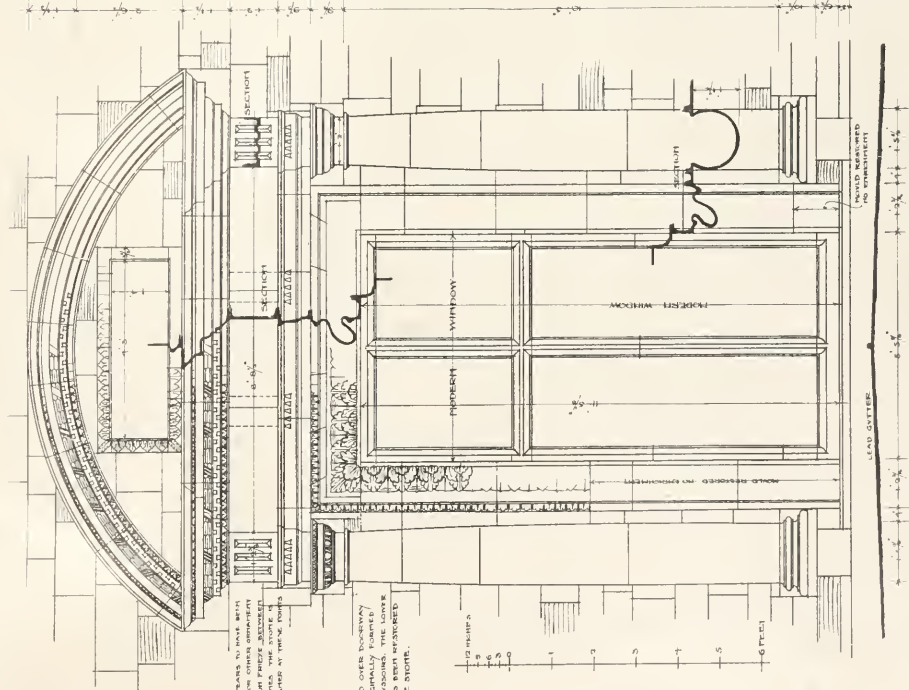
DETAILS OF NICHE ETC. OVER ENTRANCE.



SKETCH PLAN.

A. Stratton, des.



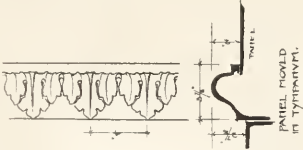


THERE APPEARS TO HAVE BEEN  
 REPAIRS ON OTHER PORTIONS  
 OF THE WINDOW, AND THE  
 PART HAS BEEN RESTORED  
 WITH CARE.

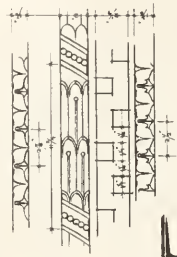
THE HEAD OVER THE WINDOW  
 WAS CORRECTED IN 1878, AND  
 WITH SUCCESSION, THE LOWER  
 PART HAS BEEN RESTORED  
 WITH CARE.

THE PRESENT CASTLE WAS CORRECTED IN 1878, AND  
 COMPLETED IN 1880. THIS WINDOW WAS APPROXIMATED BY  
 A PAIR OF JEWS ON EITHER SIDE. IT WAS CORRECTED  
 INTO A WINDOW WHEN THE DOORWAY WAS RESTORED AS  
 AN ART INSURANCE IN 1878.

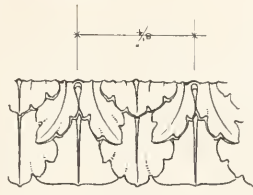
DETAILS



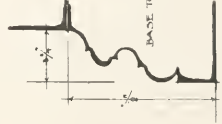
PANEL MOULD  
IN TYMPANUM.




CORNICE and PEDIMENT



JAMB and HEAD




BASE TO COLUMN.



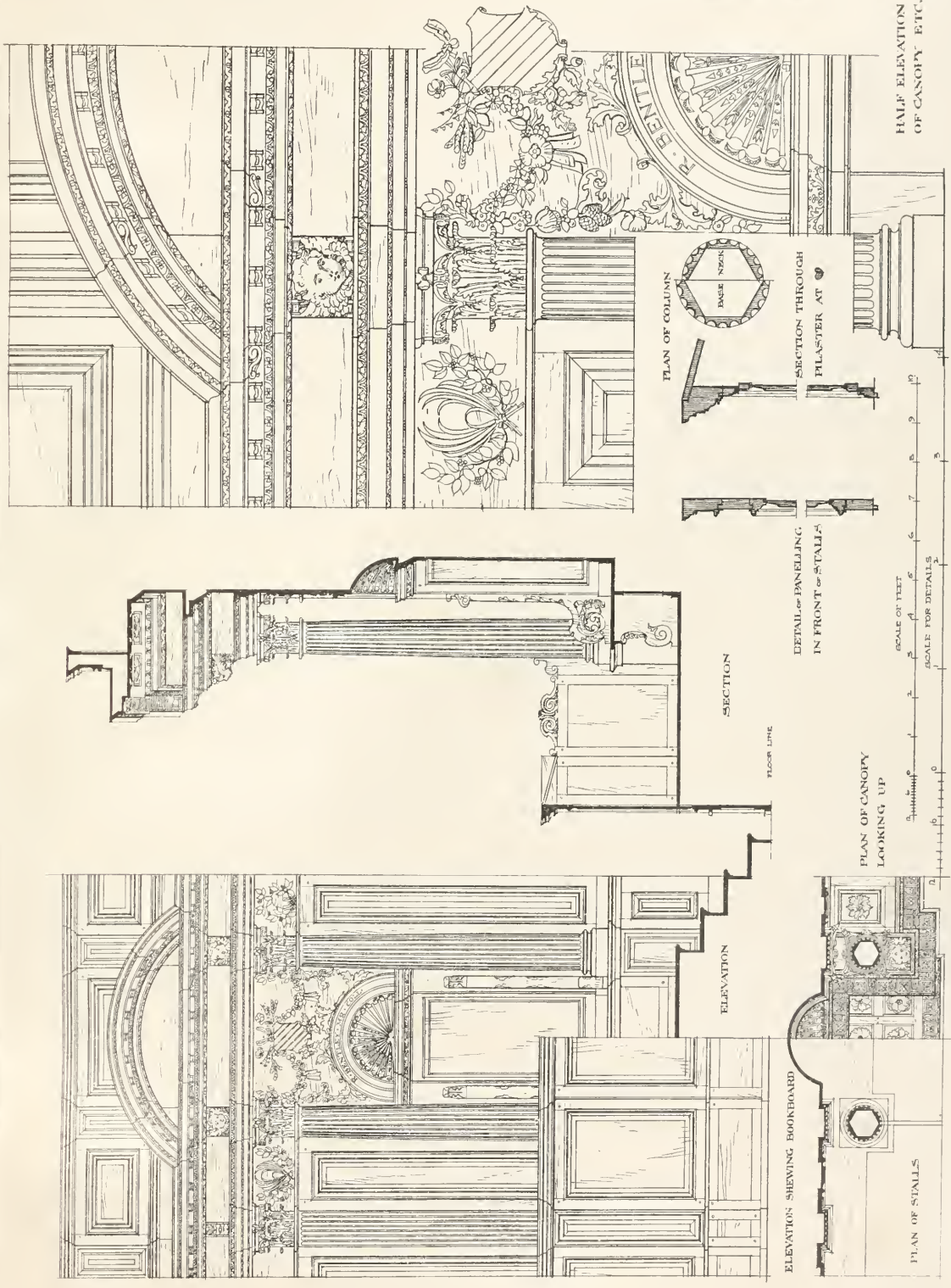
CAP TO COLUMNS

THE CASTLE, NOTTINGHAM.  
 WEST FRONT DOORWAY (NOW A WINDOW)

FROM BELCHER & MACARTNEY.









FROM BELGHER & MACARTNEY.

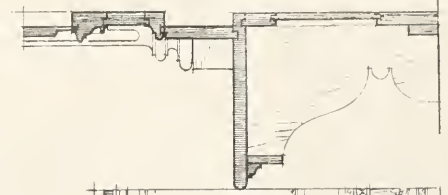
TRINITY COLLEGE CHAPEL, CAMBRIDGE.  
DETAILS OF STALLS



THE ARCHITECTURAL REPRINT



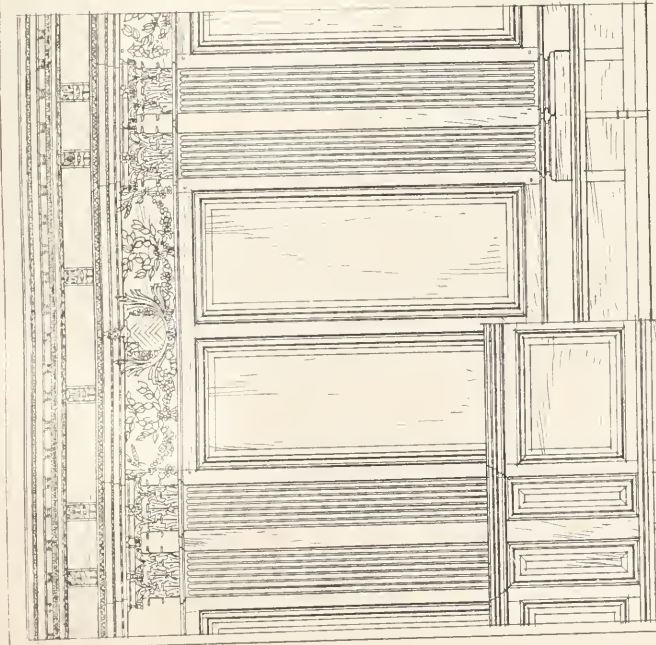
ELEVATION OF FRIEZE AND CORNICE (DETAIL)



SECTION




SECTION




ELEVATION OF PANELLING

ELEVATION OF CHOIR SEATS



HALF PLAN LOOKING UP



PLAN OF CHOIR SEATS

SOFFIT OF CORNICE

1/2 FEET

1/2 FEET

1/2 FEET

1/2 FEET

1/2 FEET

1/2 FEET

1/2 FEET

1/2 FEET

1/2 FEET

1/2 FEET

1/2 FEET

1/2 FEET

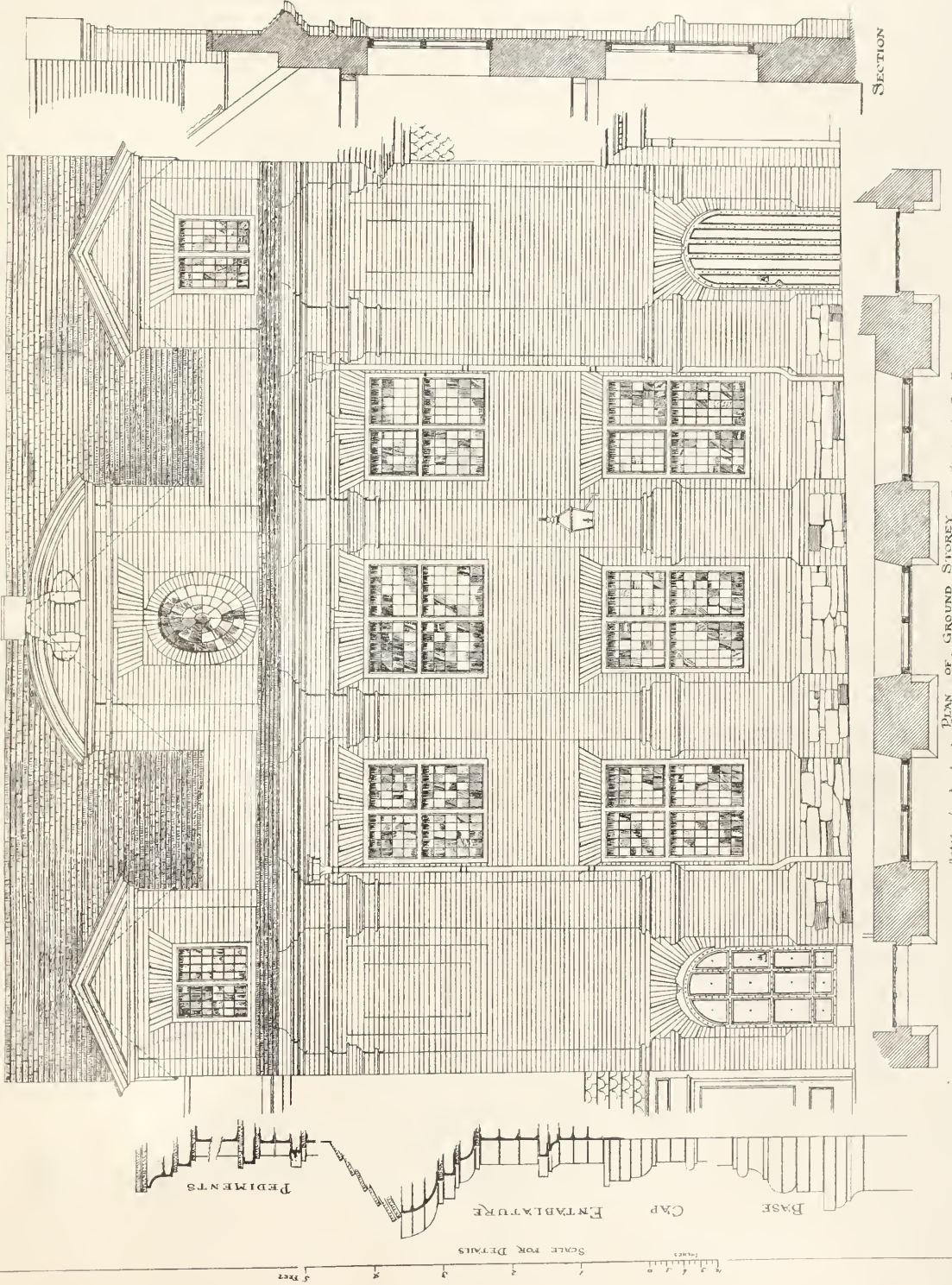
TRINITY COLLEGE CAMBRIDGE  
PANELLING IN THE CHAPEL

FROM BELCHER & MACARTNEY.





THE ARCHITECTURAL REPRINT.



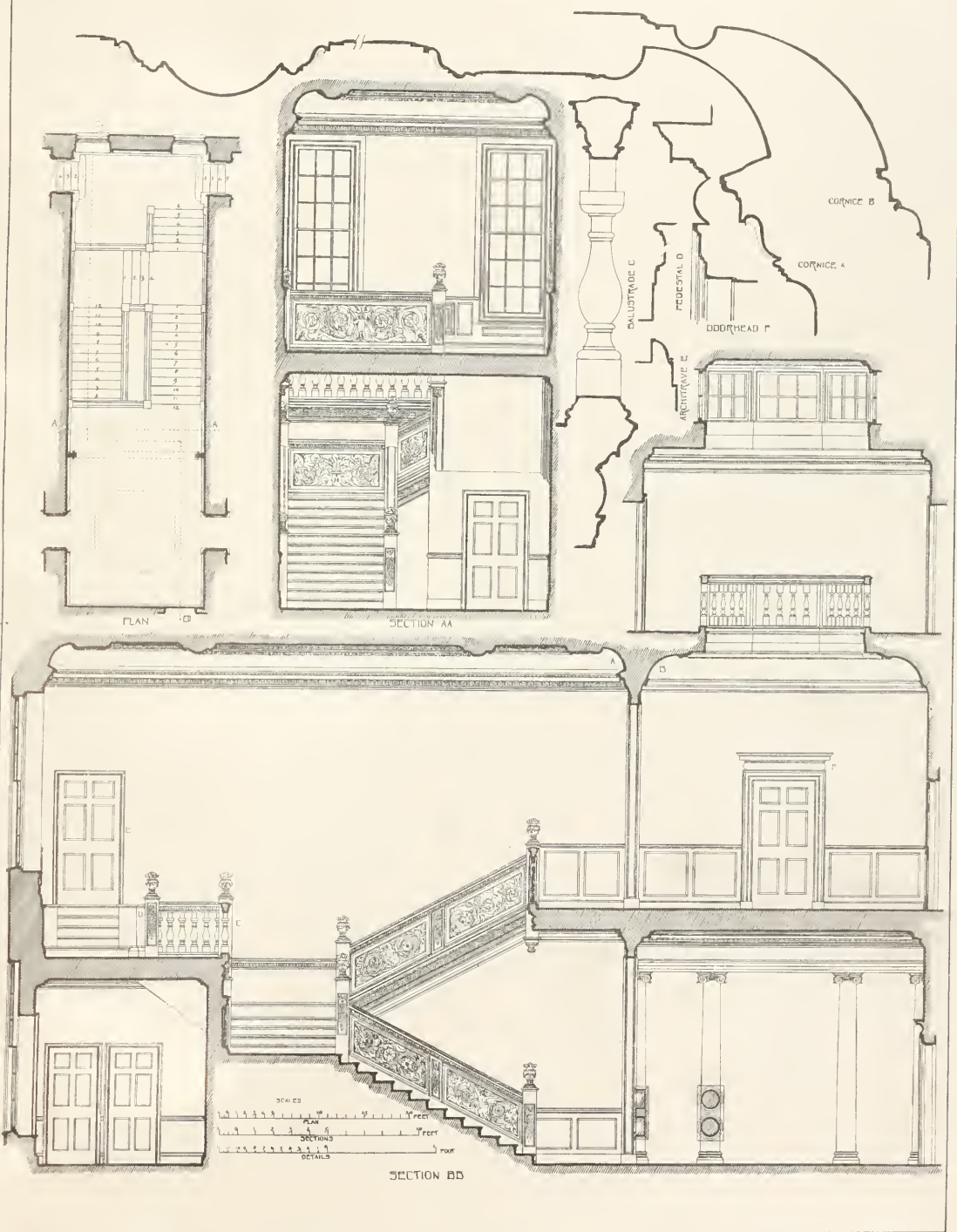
FROM BELCHER & MACARTNEY.

THE GRAMMAR SCHOOL, RYE, SUSSEX

ARCHT. BY GERRARD PHOENIX AND WASHINGTON E.C.

A. Keen del.






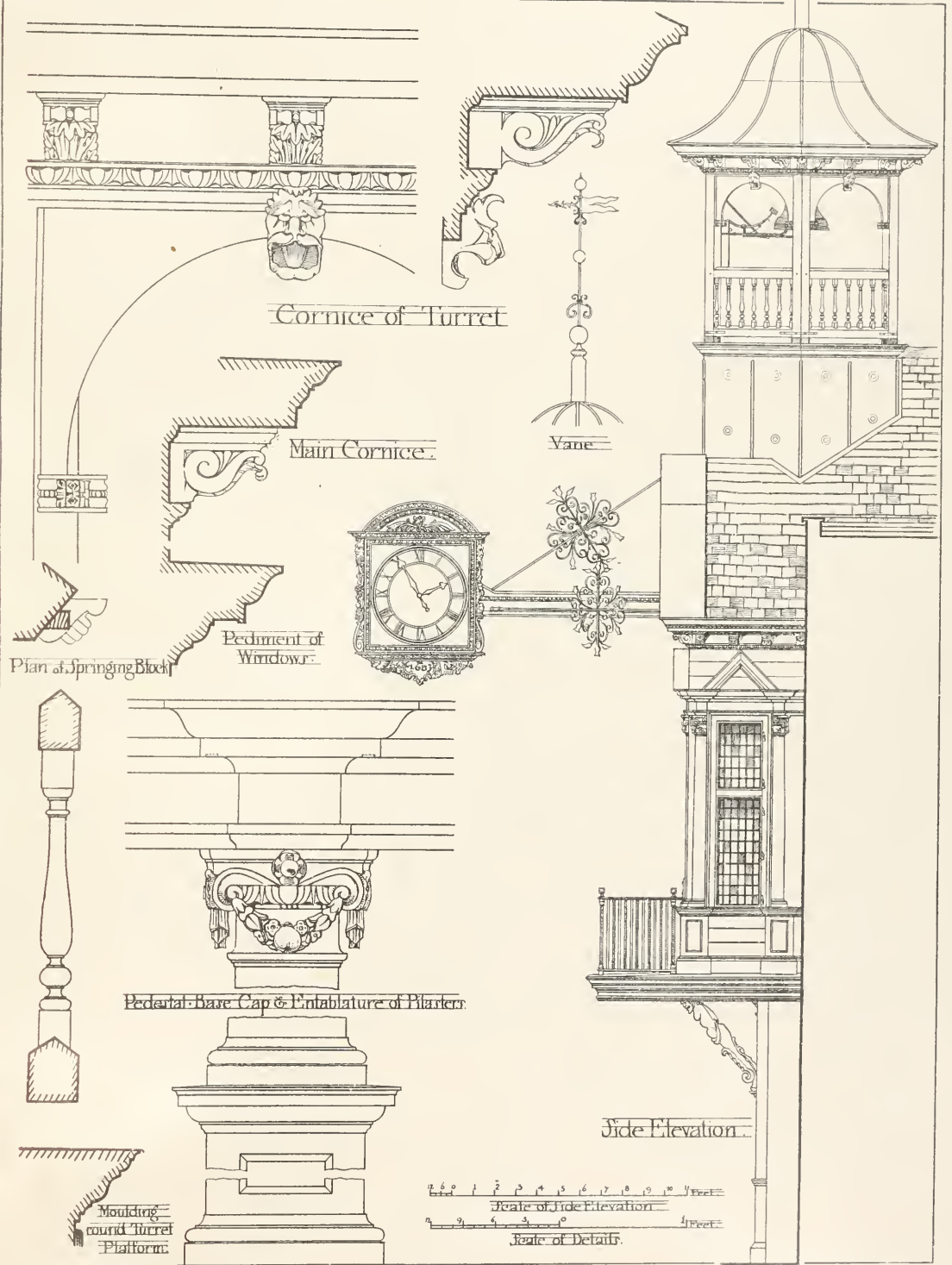
FROM BELCHER & MACARTNEY.

H M Fletcher, des.

HOUSE AT ELTHAM  
DETAILS OF THE STAIRCASE.









FROM BELCHER & MACARTNEY.

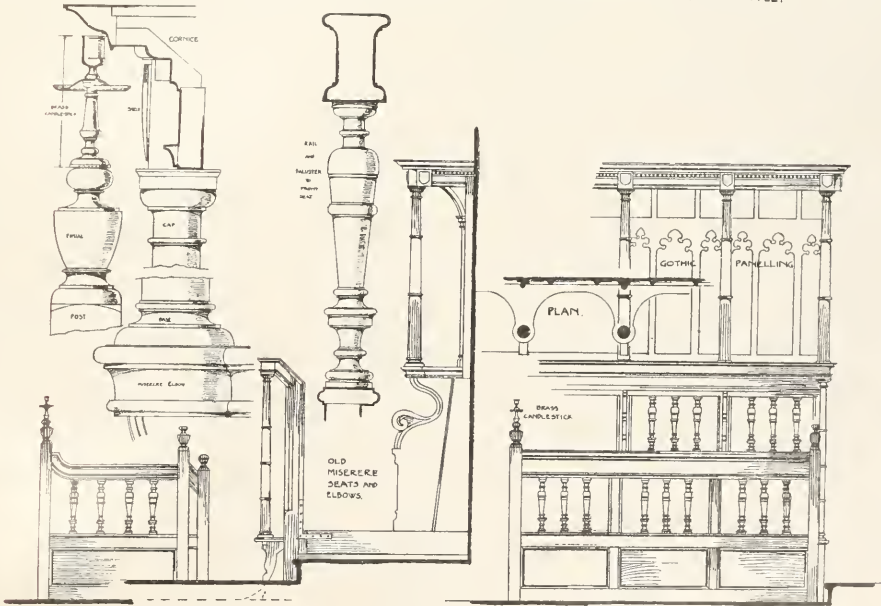
From Measured Drawing. by F. W. Luskitz

# THE TOWN HALL, GUILDFORD DETAILS.





ELEVATION OF CHIMNEY-PIECE AND END OF BOOKCASE.



FROM BELCHER & MACARTNEY.


W.A. Forsyth, del.

PETERHOUSE COLLEGE, CAMBRIDGE.

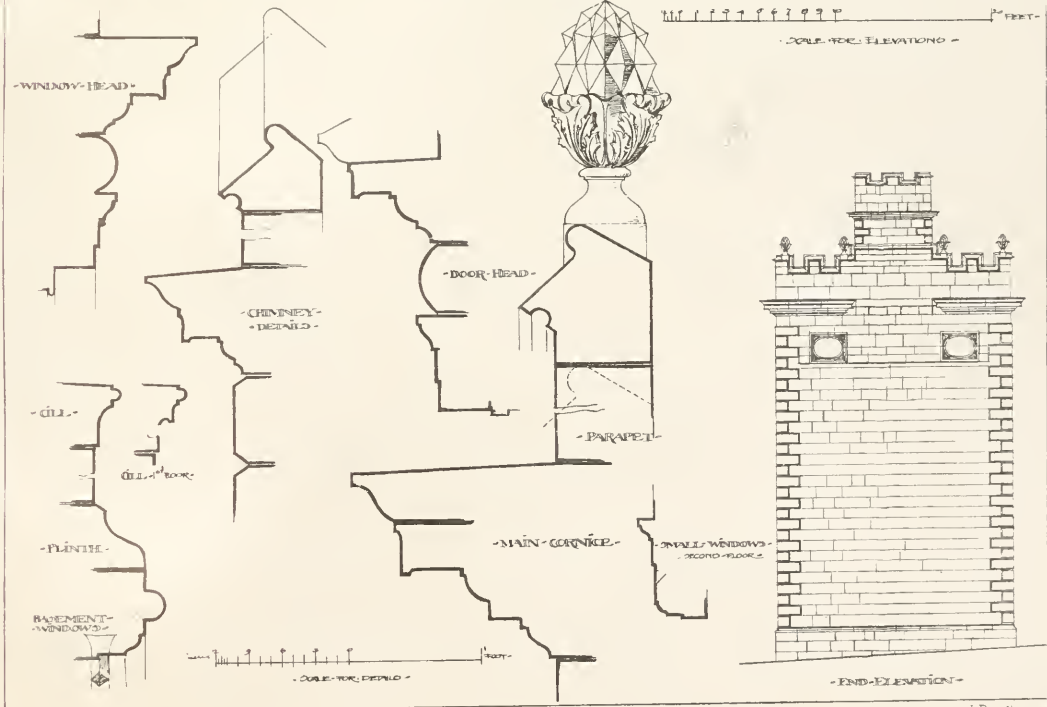
DETAILS FROM THE LIBRARY

ANDREW B. GRAHAM PHOTO LITHO WASHINGTON D.C.





- FRONT ELEVATION -



- DOUBLE-YOK ELEVATION -

- END ELEVATION -


THE GREAT HOUSE, BURFORD, OXFORDSHIRE.

FROM BELCHER & MACARTNEY.

ANDREW B. GRAHAM PHOTO LITHO WASHINGTON DC

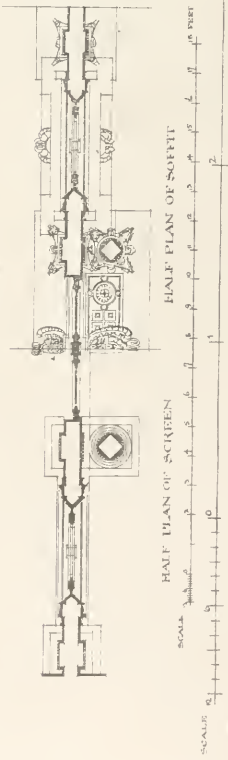
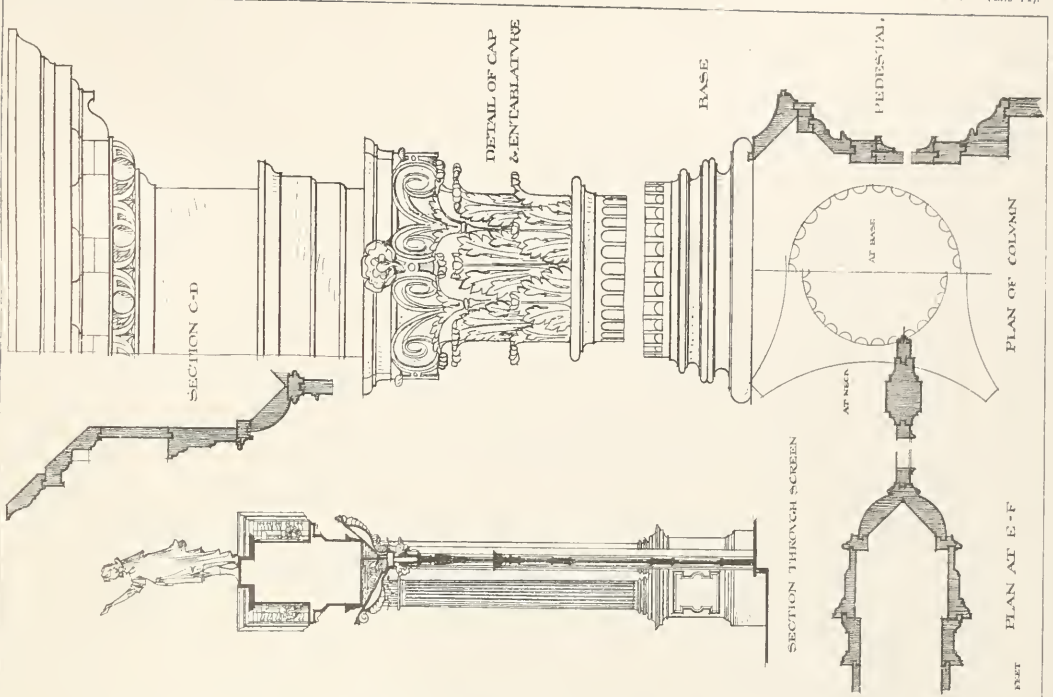

J. Douglas del.









FROM BELCHER & MACARTNEY.



LINCOLN COLLEGE, OXFORD  
DETAIL OF SCREEN IN THE CHAPEL

ANDREW G. CHAMBER PHOTOGRAPH WASHINGTON, D.C.

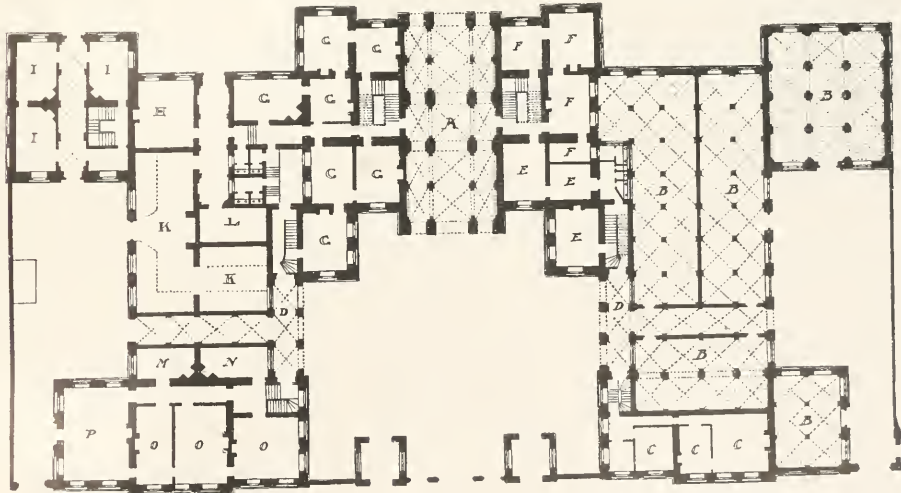




Scale of 0 10 20 30 40 50 60 Feet.

FIG. 11.—ELEVATION OF CENTRE OF HORSE GUARDS, FACING PARADE.

A. H. CHRISTIE *del.*



- A Gateway.
- B B Stables.
- C C Horse Suttlers.
- D D Arcades.
- E E Horse Officers' Apartments.
- F F Judge Advocates.
- G G Secretary at War's Office.
- H Officers' Guard Room.

- I I Orderly Rooms.
- K K Foot Soldiers' Guard Room.
- L Magazine.
- M Barber.
- N Gunsmith.
- O O Coffee House.
- P Foot Suttlers.

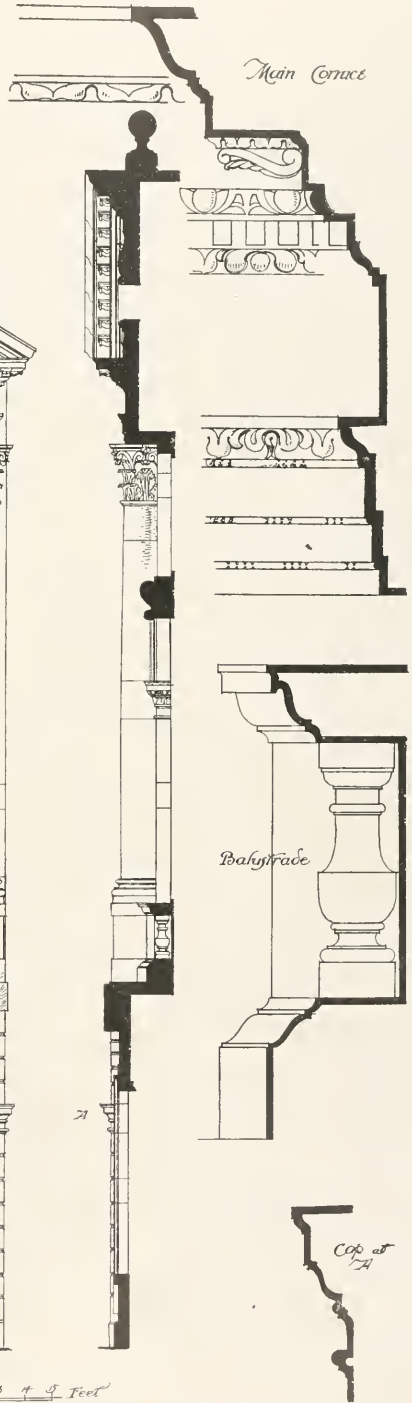

FIG. 12.—PLAN OF HORSE GUARDS.

FROM BELCHER & MACARTNEY.





# RALPH ALLEN'S TOWN HOUSE BATH




Scale for Elevation  $\frac{1}{4}$  inch = 1 Foot  
 Scale for Details  $\frac{1}{8}$  inch = 1 Foot


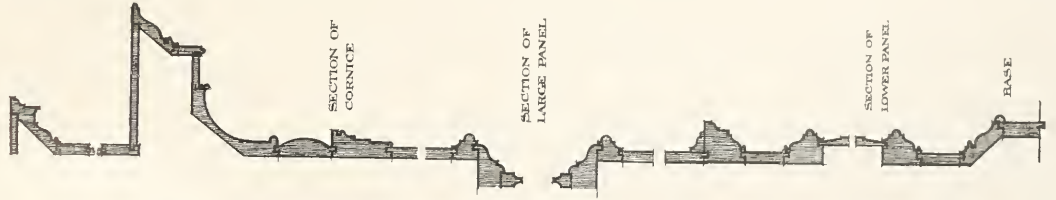
Hirigo Briggs & Henry Lamer Jarf del

### RALPH ALLEN'S TOWN HOUSE, BATH.





FROM BELCHER & MACARTNEY.




TRINITY COLLEGE, OXFORD.  
DETAIL OF SCREEN AT WEST END OF THE CHAPEL.



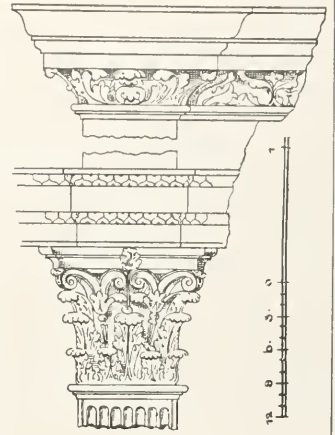
# Swan House, Chichester.

THE ARCHITECTURAL REPRINT.

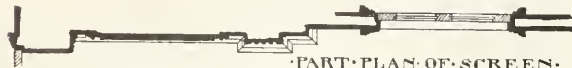
VOL. 3. PLATE 26.



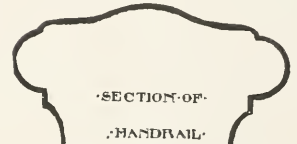

ELEVATION OF SCREEN.



SECTION A.B.



PART PLAN OF SCREEN.

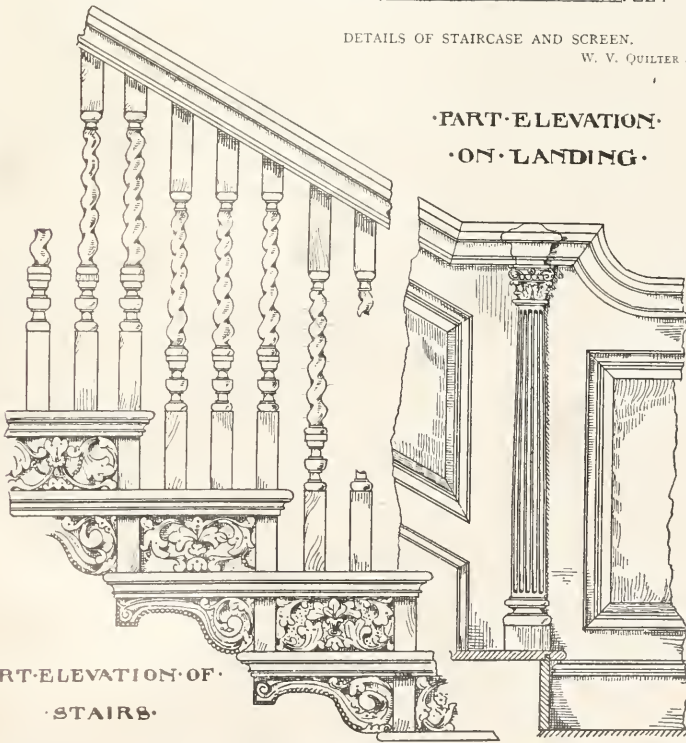


SECTION OF HANDRAIL.

DETAILS OF STAIRCASE AND SCREEN.

W. V. QUILLER del.


PART ELEVATION ON LANDING.



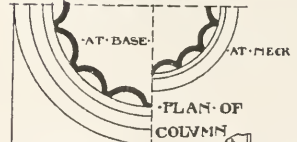
PART ELEVATION OF STAIRS.



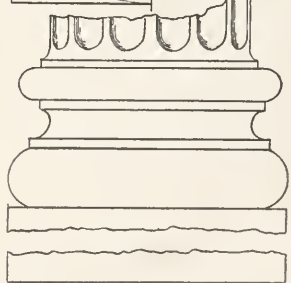
SCALE OF FEET.



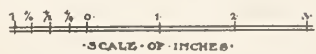
CAP TO NEWEL.



AT BASE AT NECK  
PLAN OF COLUMN



BASE TO NEWEL & PILASTER.



SCALE OF INCHES.

FROM BELCHER & MACARTNEY.






FROM BELCHER & MACARTNEY.




BANQUETING HALL, WHITEHALL, LONDON.







FROM BELCHER & MACARTNEY.



HOUSE IN WEST STREET, CHICHESTER









FRONT ELEVATION.

FEET 1 2 3 4 5 6 7 8 9 10 11 12

A. STRATTON del.




ONE OF THE SIDE DOORWAYS.



GATES AND PIERS AT THE SIDE.—A. STRATTON del.

ARBURY PRIORY, NUNEATON, WARWICKSHIRE.

THE STABLE BUILDING.




ELEVATION OF FRONT.


SCALE FT 10 20 30 40 50 60 70 80 90 100 FEET

F J WASS del

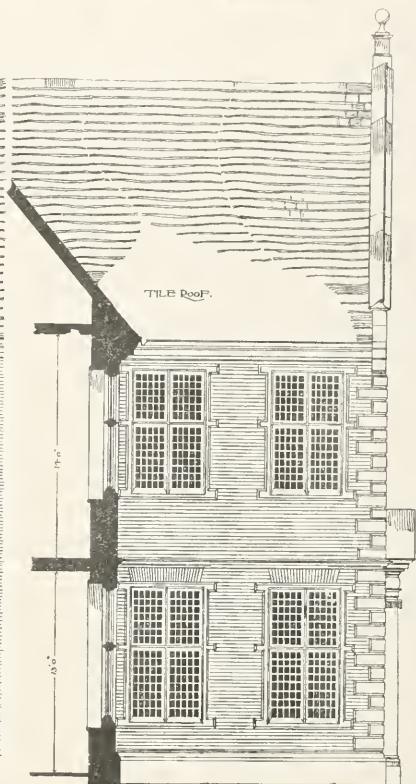
CHRIST'S HOSPITAL LONDON.







PART OF PRINCIPAL FACADE.

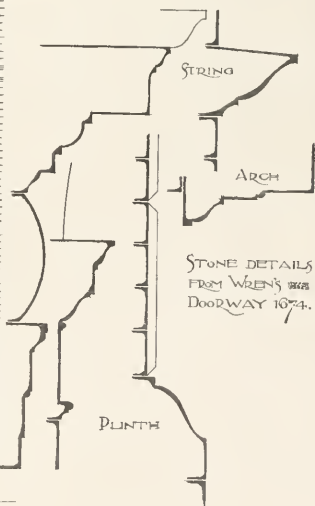


SIDE



DETAIL OF DOORWAY.

1 2 3 4 5 6 7 8 9 10 FEET.




STONE DETAILS FROM WREN'S DRAWING DOORWAY 1674.

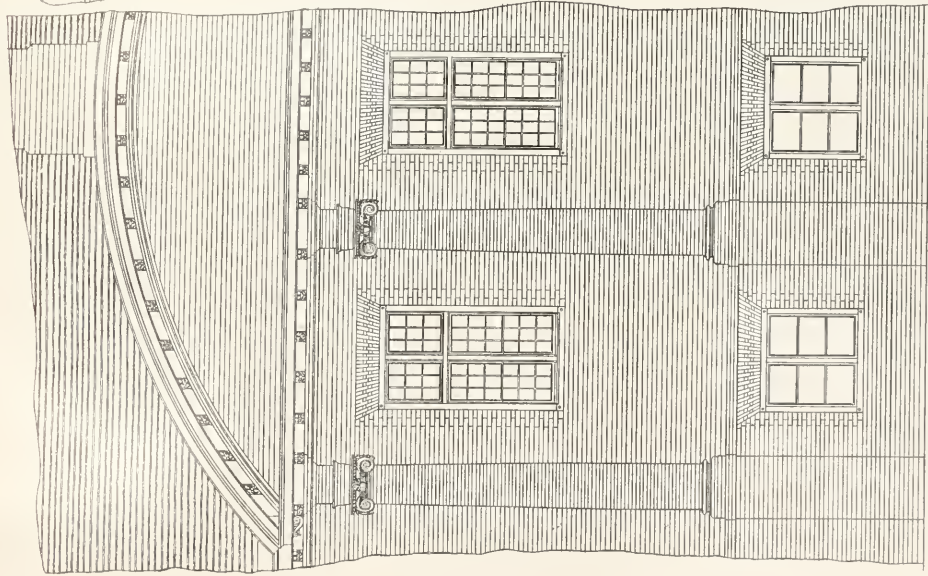
Arthur Stratton del

ARBURY PRIORY, NUNEATON, WARWICKSHIRE.

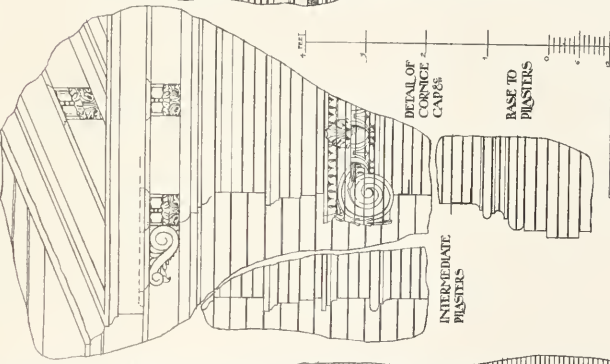
THE STABLE BUILDING.



FROM BELCHER & MAGARTNEY.




DETAIL OF CENTRE PEDIMENT & SOUTH FRONT




DETAIL OF CORNICICE CAPES

INTER-MEDIATE PILLARS

BASE TO PILLARS



SMALL ENTRANCE EAST SIDE



DETAIL OF ENTRANCE PEDIMENT & SOUTH FRONT




F. J. Wasse del.

CHRIST'S HOSPITAL.  
PART ELEVATION.









FROM BELCHER AND MACARONE


HAMPTON COURT PALACE  
THE FOUNTAIN COURT



FROM BELGIER AND MACARTNEY



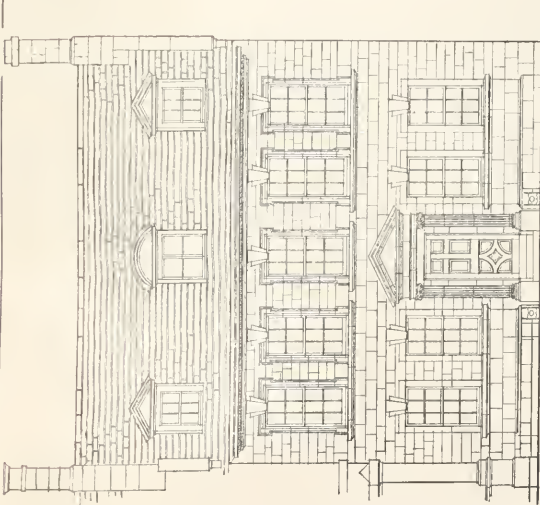
SOMERSET HOUSE, LONDON  
VIEW IN COURT YARD



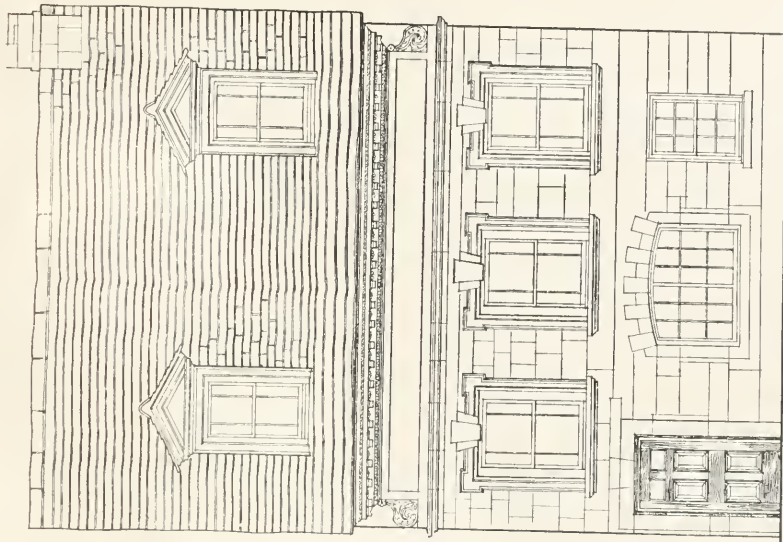
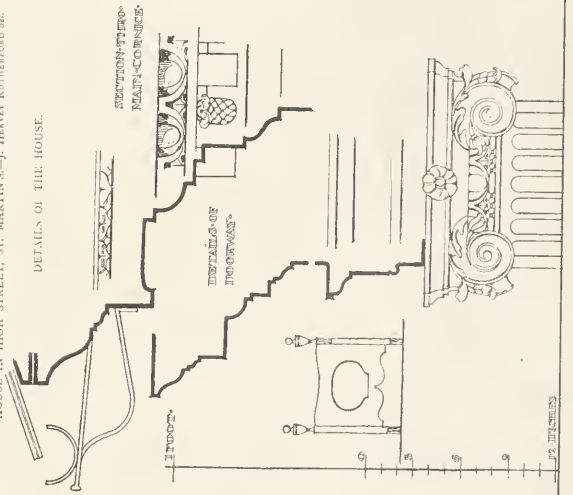


FROM BELCHER & MANSFIELD.

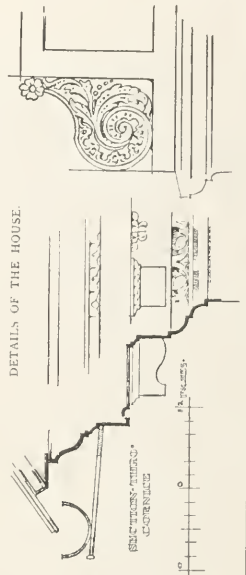
# Houses in Stamford, Lincolnshire.




DETAILS OF THE HOUSE.




DETAILS OF THE HOUSE.









FROM BELLER & MACARTNEY



MORDEN COLLEGE, BLACKHEATH, KENT.  
ENTRANCE




FROM BELCHER & MAGARINEY

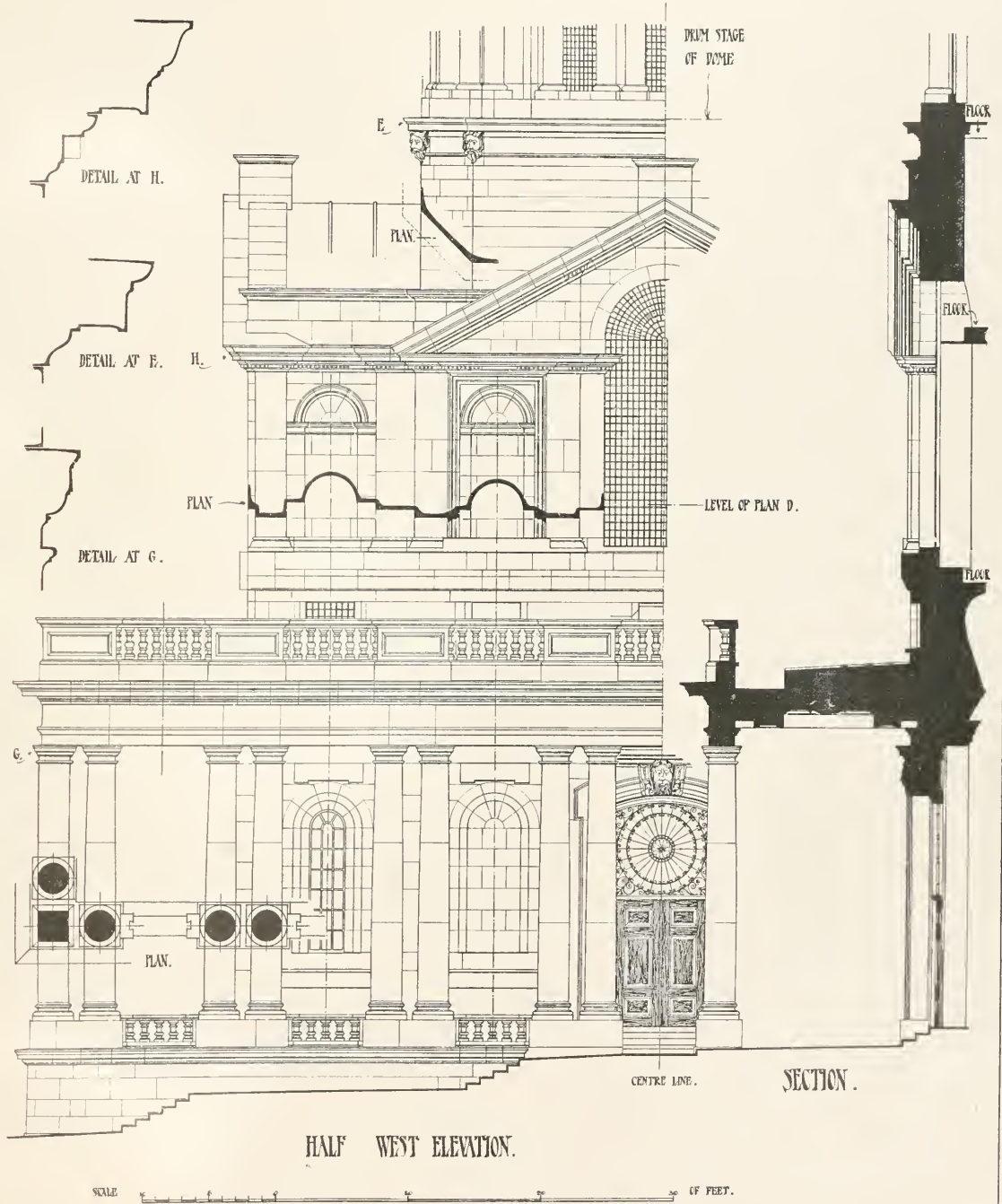


MORDEN COLLEGE, BLACKHEATH, KENT  
PORTION OF COURT








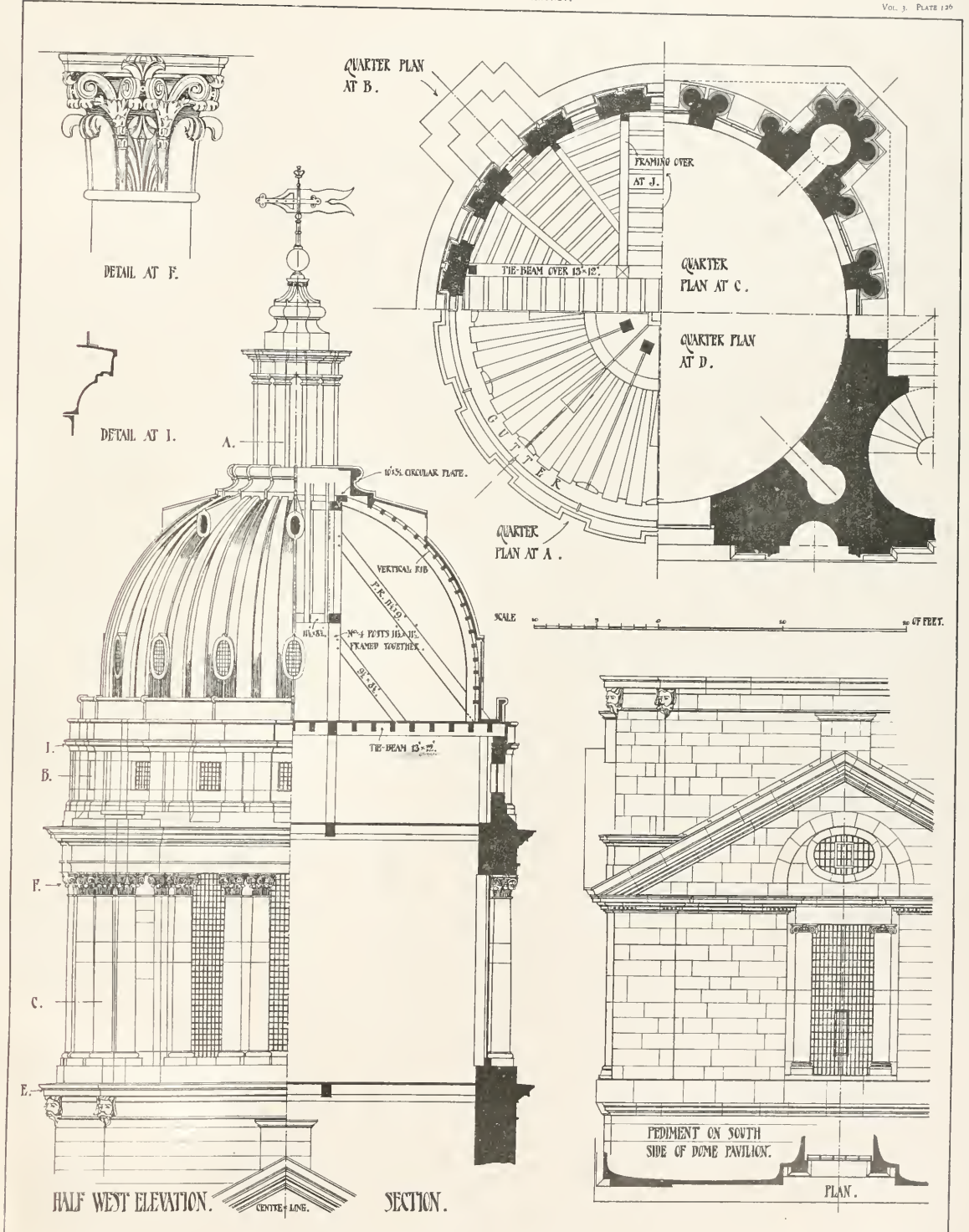


HALF WEST ELEVATION.

GREENWICH HOSPITAL  
HALF WEST ELEVATION WITH DETAILS

CHR O-or-n-11 del






GREENWICH HOSPITAL  
HALF WEST ELEVATION WITH DETAILS

C. H. B. Guernsey del.







FROM BELCHER & MAGARTNLY



GREENWICH HOSPITAL  
GENERAL VIEW









FROM BULCHER & MACARTHNEY

HAM HOUSE, PETERSHAM  
THE ENTRANCE FRONT







0 10 20 30 40 50 FEET

—ELEVATION OF EAST FRONT.—HEATON COMYN del.

### St. Catharine's Hall, Cambridge.


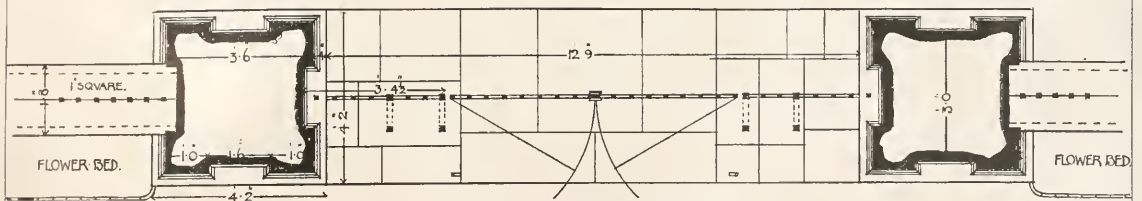



FIG. 107.—ENTRANCE GATES AND PIERS.—HEATON COMYN del.



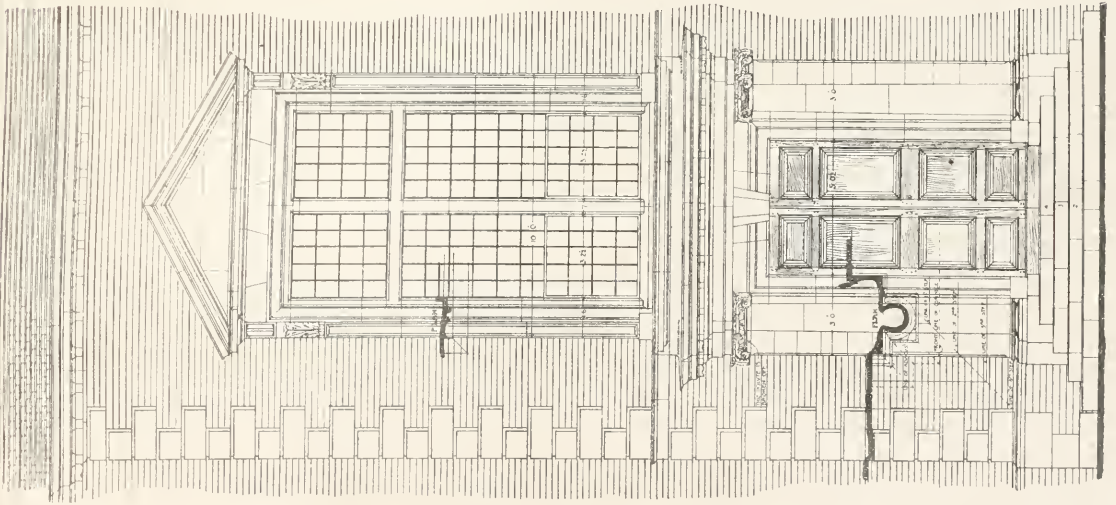
—PLAN OF GATES.—HEATON COMYN del.

FROM BELCHER & MACARTNEY.

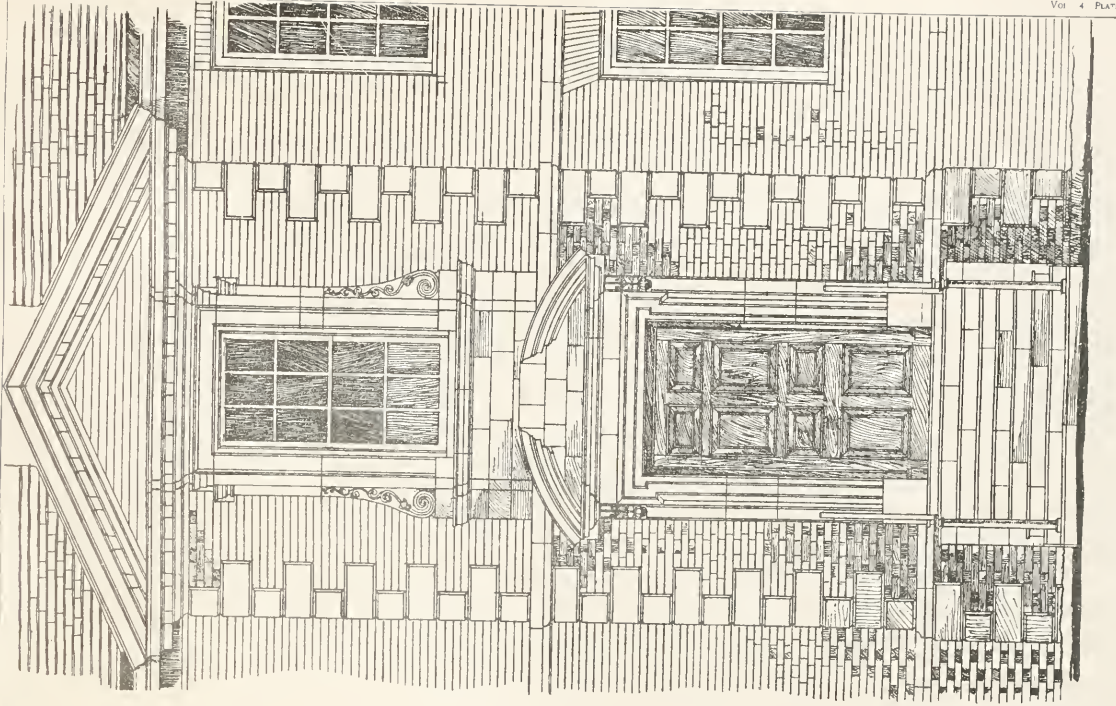





FROM BELCHER & MACARTNEY.



ELEVATION OF ENTRANCE TO CHAPEL.



DETAIL OF CENTRAL FEATURE.



SECTION OF

St Catharine's Hall




FROM BELCHER AND MACARTNEY.




HOUSES IN CAVENDISH SQUARE, W. LONDON






FROM BELCHER AND MACARTNEY.

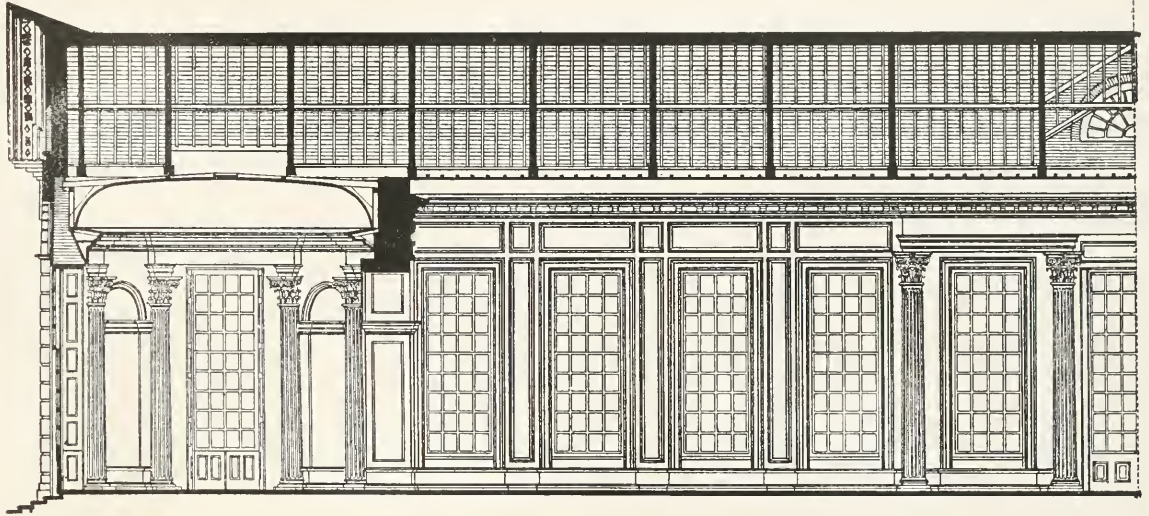


BOODLES CLUB, ST. JAMES' STREET, S. W., LONDON

THE ENTRANCE, KENSINGTON PALACE, LONDON

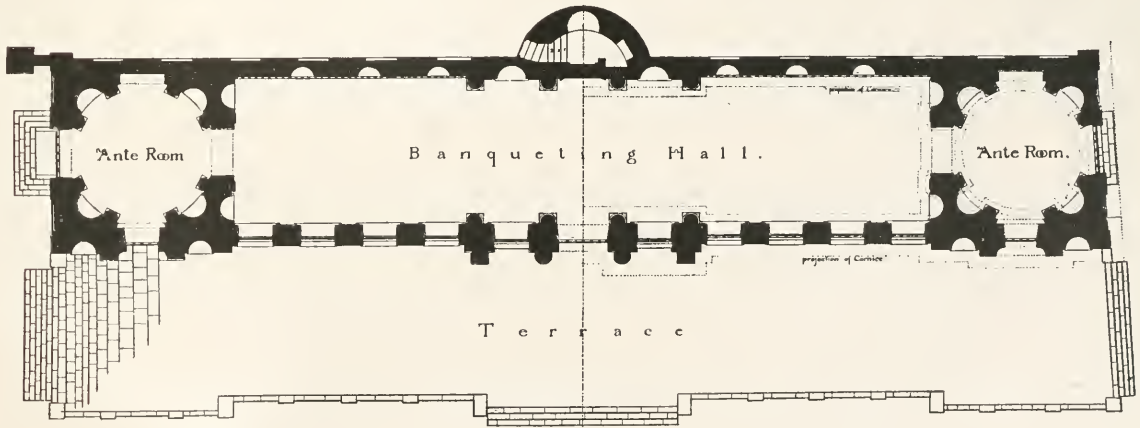






Scale of.  $\frac{10}{5} \frac{0}{10} \frac{20}{30} \frac{40}{50}$  Feet


—SECTION OF HALF OF INTERIOR.—GEORGE WEALD *del.*




Scale of  $\frac{10}{20} \frac{30}{40} \frac{50}{60}$  Feet


—PLAN, WITH TERRACE.—GEORGE WEALD *del.*

# The Banqueting Hall, Kensington Palace.





SOUTH ELEVATION.  
GEORGE WEALD *del.*



1 2 3 4 5 6 7 8 9 10 11 12 Feet

ELEVATION OF CENTRAL BAY.


GEORGE WEALD *del.*

# The Banqueting Hall, Kensington Palace.







FROM BELCHER AND MACARTNEY.



ELY HOUSE, DOVER STREET, LONDON.




CORNER HOUSE, SOUTH AUDLEY STREET, LONDON.







FROM BELCHER AND MACARTNEY.











DETAIL OF PEDIMENT, HOUSE IN MARKET PLACE.—J. HERVEY RUTHERFORD *del.*




ELEVATION OF A HOUSE IN ST. MARY'S PLACE.—J. HERVEY RUTHERFORD *del.*

HOUSES IN STAMFORD, LINCOLNSHIRE




FROM BILCHER AND MACARTNEY.




GROOMBRIDGE PLACE.  
THE WEST FRONT.






FROM BELCHER AND MACGARTNEY



THE LUCAS ASYLUM, WOKINGHAM.

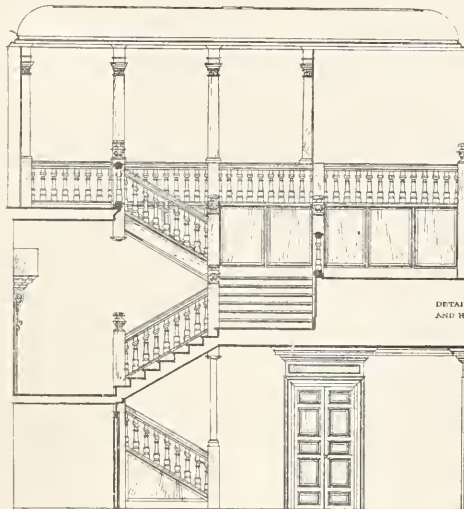








FARNHAM CASTLE SURREY  
DETAILS OF THE STAIRCASE



SECTION THROUGH STAIRCASE

DETAIL OF PANELLING  
AT X

PLASTER COVE

ENTABLATURE  
OF DOOR AT Y

DETAIL OF STAIR  
RAIL AND NEWEL

DETAIL OF FILLARS  
AND HANDRAIL AT V





ELEVATION OF DOOR  
WAY ON FIRST LAND  
-ING Z



FLOWER ON NEWELS

FRIEZE IN HALL W

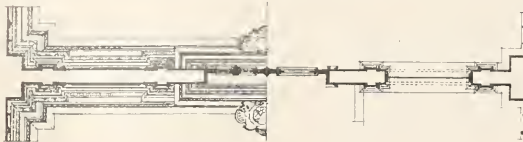
ELEVATION OF  
FRIEZE AT W



ELEVATION OF SCREEN

SECTION OF  
SCREEN

SECTION THROUGH  
PEDIMENT OVER DOOR




HALF PLAN LOOKING UP

HALF PLAN OF SCREEN



PLAN AT Z



FARNHAM CASTLE. SURREY  
STAIRCASE AND SCREEN IN THE CHAPEL


J. J. Joass del.






HOUSE IN LOWER CLAPTON, LONDON.






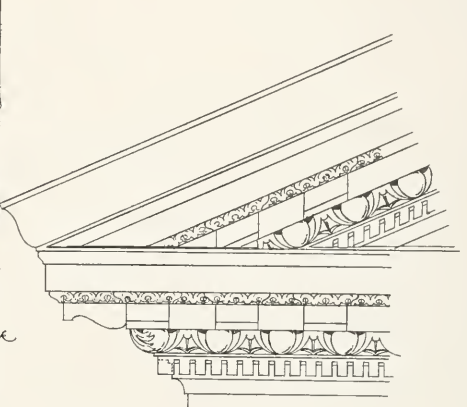
FROM BELCHER & MACARTNEY.




HOUSE IN THE CLOSE, SALISBURY.





*BLANDFORD FORUM, DORSET.  
The Town Hall.*




*Main Cornice and Pediment*

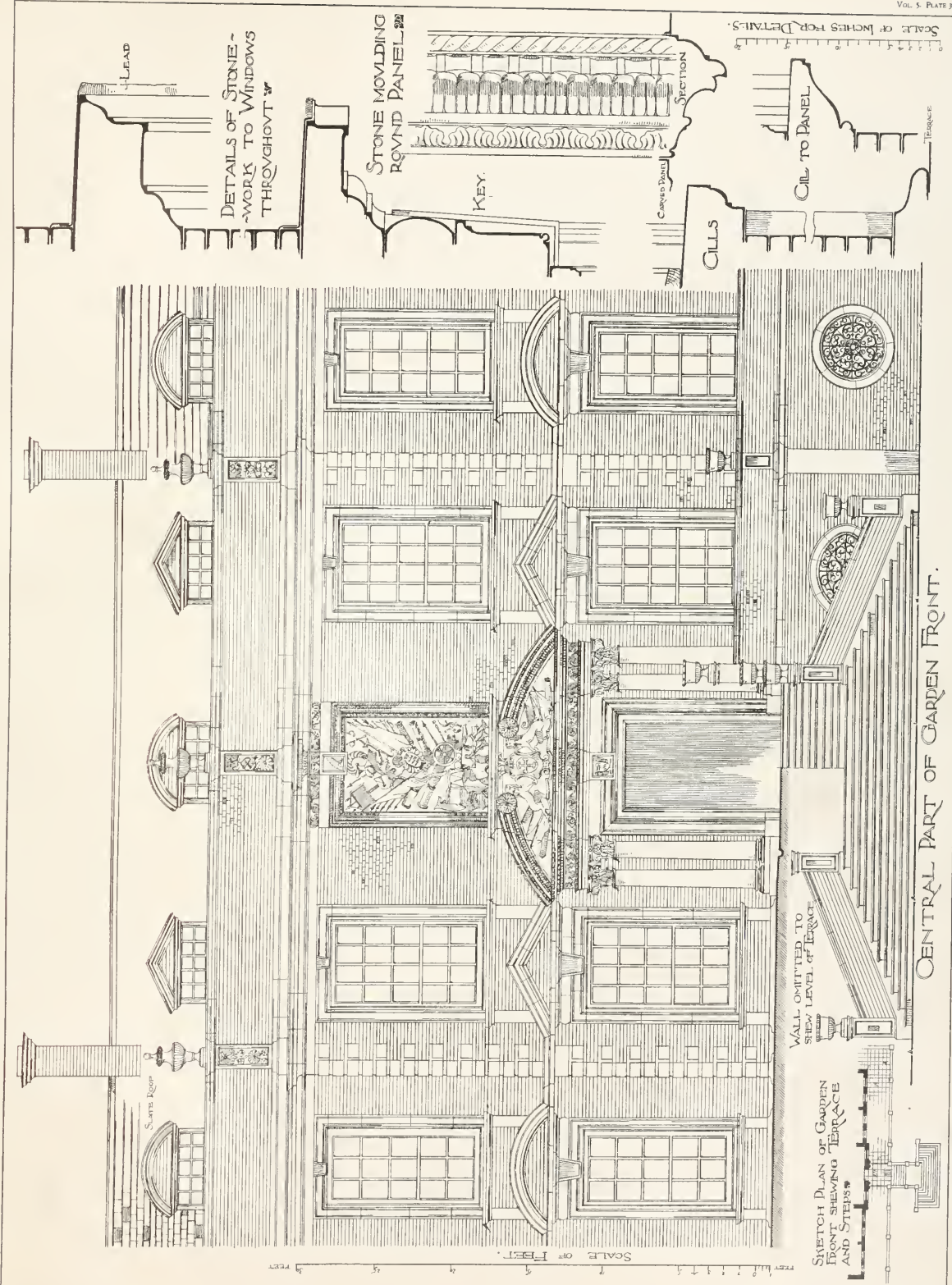


*Detail of side windows*











FROM BELCHER & MACARTNEY.

PLATE 150.








RAYNHAM HALL, NORFOLK.



















FIG. 98.—ENLARGED DRAWING OF  
TERMINAL VASE.  
J. J. JOASS *del.*

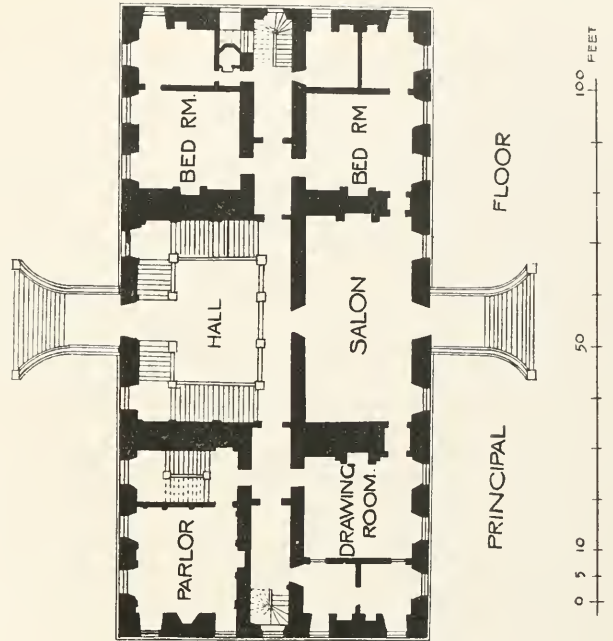


FIG. 94.—PLAN OF COLESHILL, BERKS.—J. C. COOK *del.*

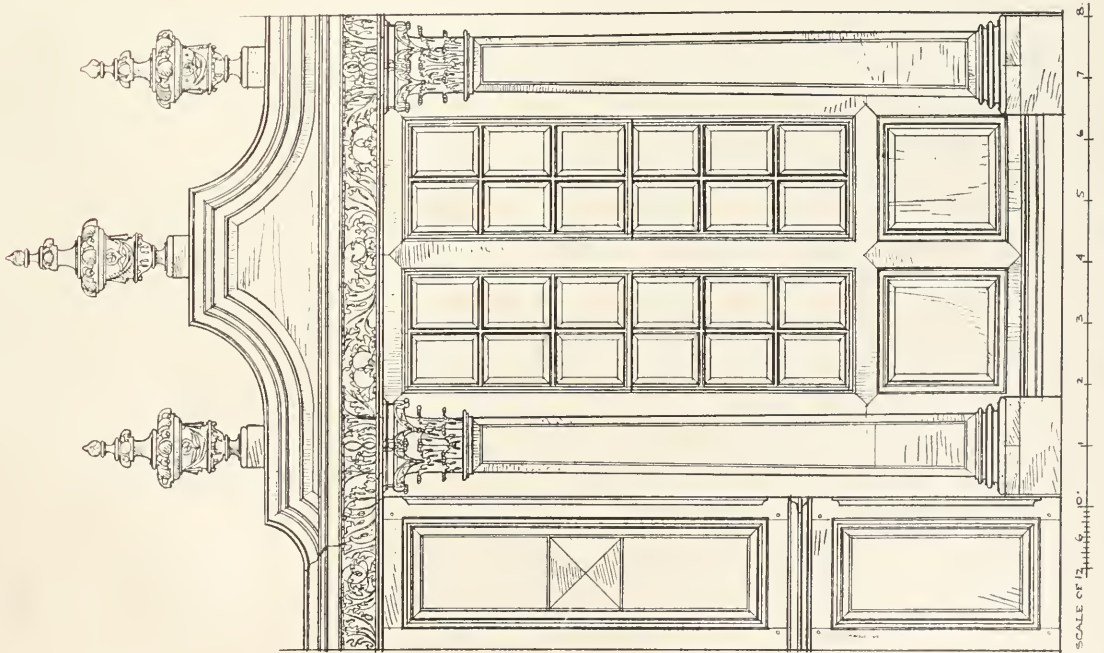





FIG. 97.—DETAIL OF SCREEN IN THE CHAPEL.—J. J. JOASS *del.*






COLESHILL, BERKSHIRE.  
THE ENTRANCE FRONT.








HONINGTON HALL, WARWICKSHIRE.






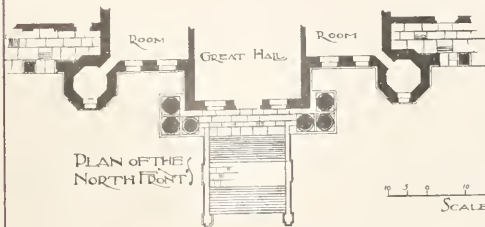
THE FIGURES AND VASES  
ONCE CROWNING PEDIMENT  
ETC. HAVE COMPLETELY  
DISAPPEARED.

THE NORTH FRONT

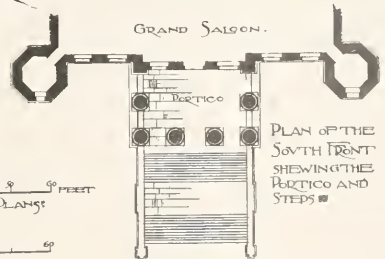
THE BUILDING IS IN STONE  
THROUGHOUT.  
THE SOUTH FRONT ESPECIALLY  
IS MUCH BLANDER.



THE SOUTH FRONT



PLAN OF THE  
NORTH FRONT



PLAN OF THE  
SOUTH FRONT  
SHOWING THE  
PORTICO AND  
STEPS.


SCALE OF FEET FOR PLANS

SCALE OF FEET FOR ELEVATIONS

Arthur Strutton del.

SEATON DELAVAL, NORTHUMBERLAND.  
NORTH AND SOUTH FRONTS.








FIG. 145.—ELEVATION OF THE BALCONY.—A. STRATTON del.

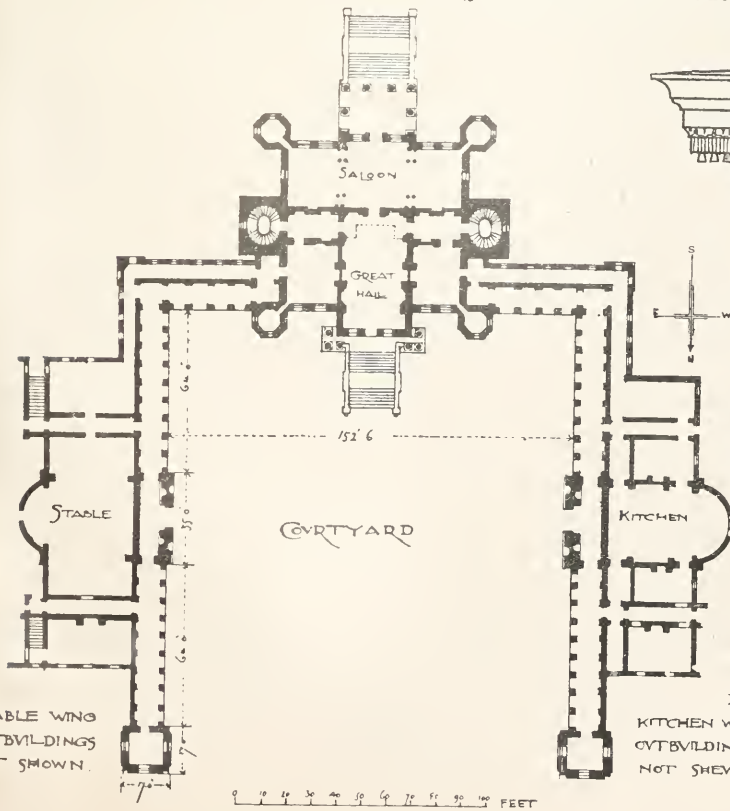


FIG. 144.—PLAN OF GROUND FLOOR.—A. STRATTON del.

FROM BELCHER & MACARTNEY.






FIG. 147.—DETAILS OF ORDER OF NORTH FRONT.—A. STRATTON del.







THE ORANGERY AT BOWOOD, WILTS.







MORESBY HALL, WHITEHAVEN.






FIG. 6.—DETAILS OF ORDER, ETC., OF ENTRANCE PORTICO.


DETAIL OF DOORWAY.

R. W. GIBSON *del.*

SOMERSET HOUSE, LONDON.









SECTION OF ARCHWAY.

FIG. 5.—ELEVATION OF ONE BAY OF ENTRANCE PORTICO.

R. W. GIBSON del.

SOMERSET HOUSE, LONDON.







THE QUEEN'S HOUSE, GREENWICH.

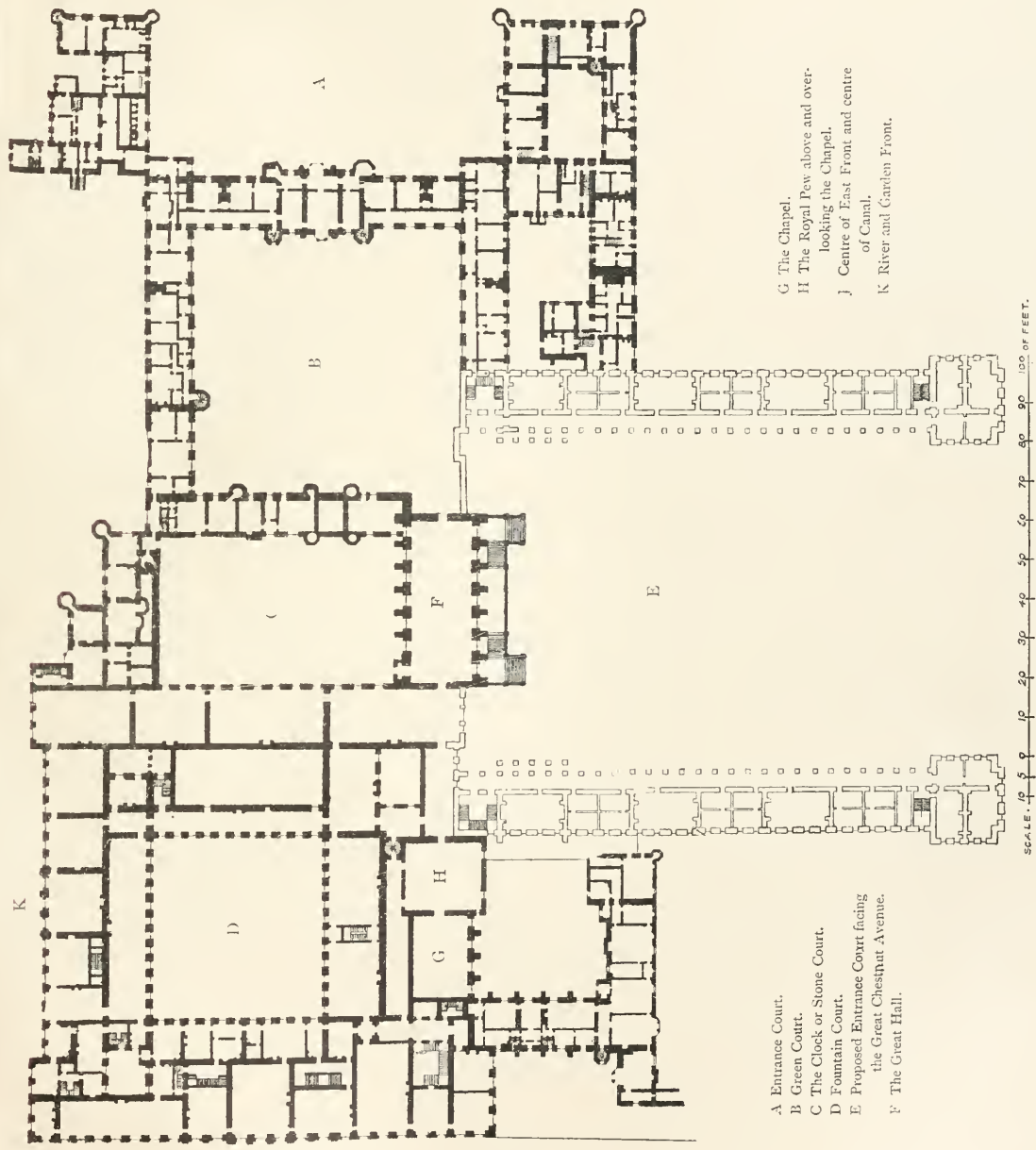






SOMERSET HOUSE  
WATER GATE





- G The Chapel.
- H The Royal Pew above and overlooking the Chapel.
- J Centre of East Front and centre of Canal.
- K River and Garden Front.

- A Entrance Court.
- B Green Court.
- C The Clock or Stone Court.
- D Fountain Court.
- E Proposed Entrance Court facing the Great Chestnut Avenue.
- F The Great Hall.

FIG. 41.—GENERAL PLAN OF THE PALACE.  
Copied from WREN'S plan.

HAMPTON COURT PALACE.





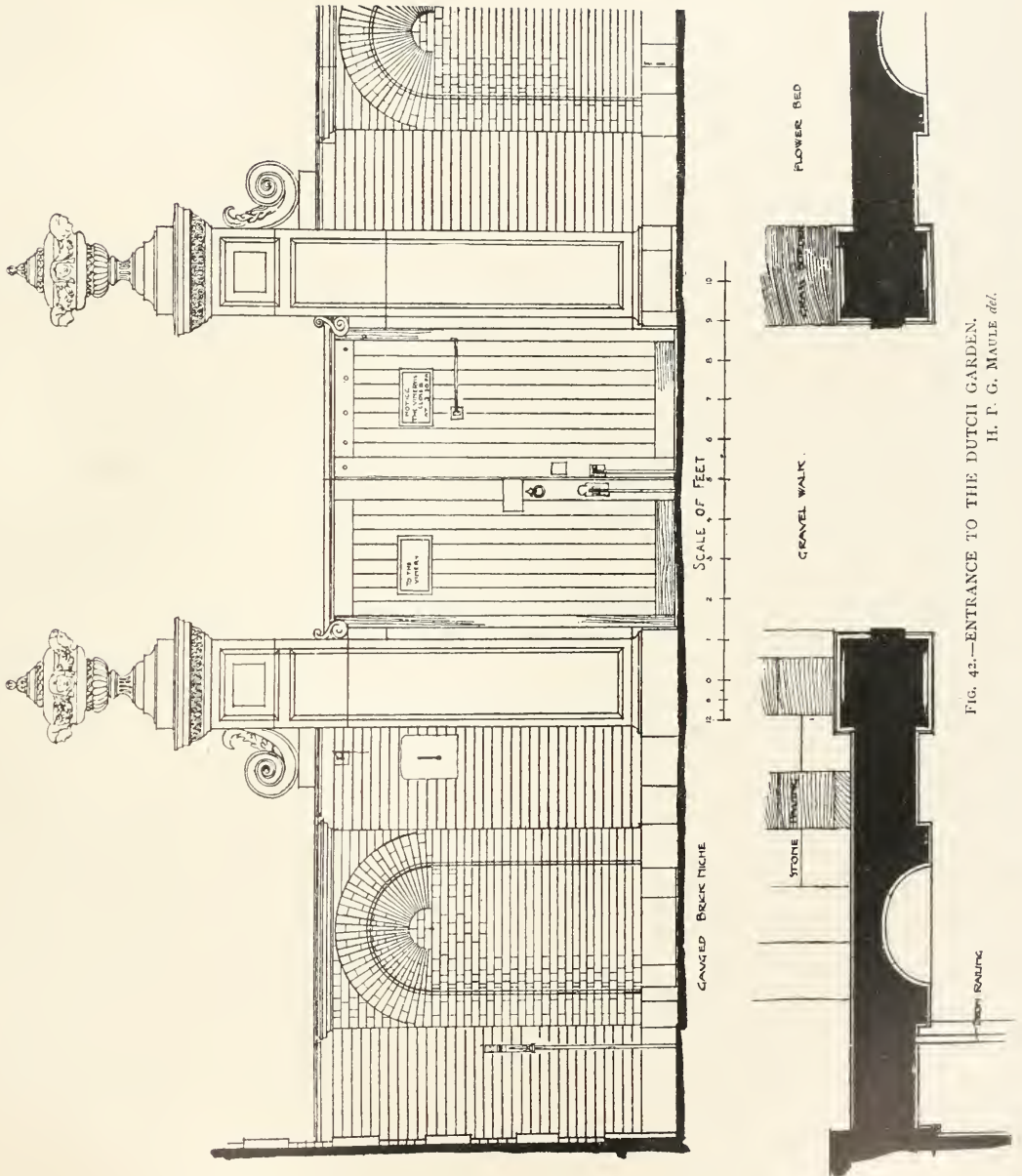



FIG. 43.—ENTRANCE TO THE DUTCH GARDEN.  
H. P. G. MAULE *del.*







HAMPTON COURT PALACE  
THE EAST FRONT







HAMPTON COURT PALACE  
THE RIVER FRONT








FIG. 72.—SKETCH OF DOORWAY AND SCREEN IN CHAPEL.  
REGINALD T. BLOMFIELD del.





FIG. 74.—CARVED SHIELD ON DOOR IN THE CHAPEL.—H. INIGO TRIGGS del.

FIG. 75.—SECTION OF GALLERY FRONT.



PLAN AT "A"


PLAN AT "B"

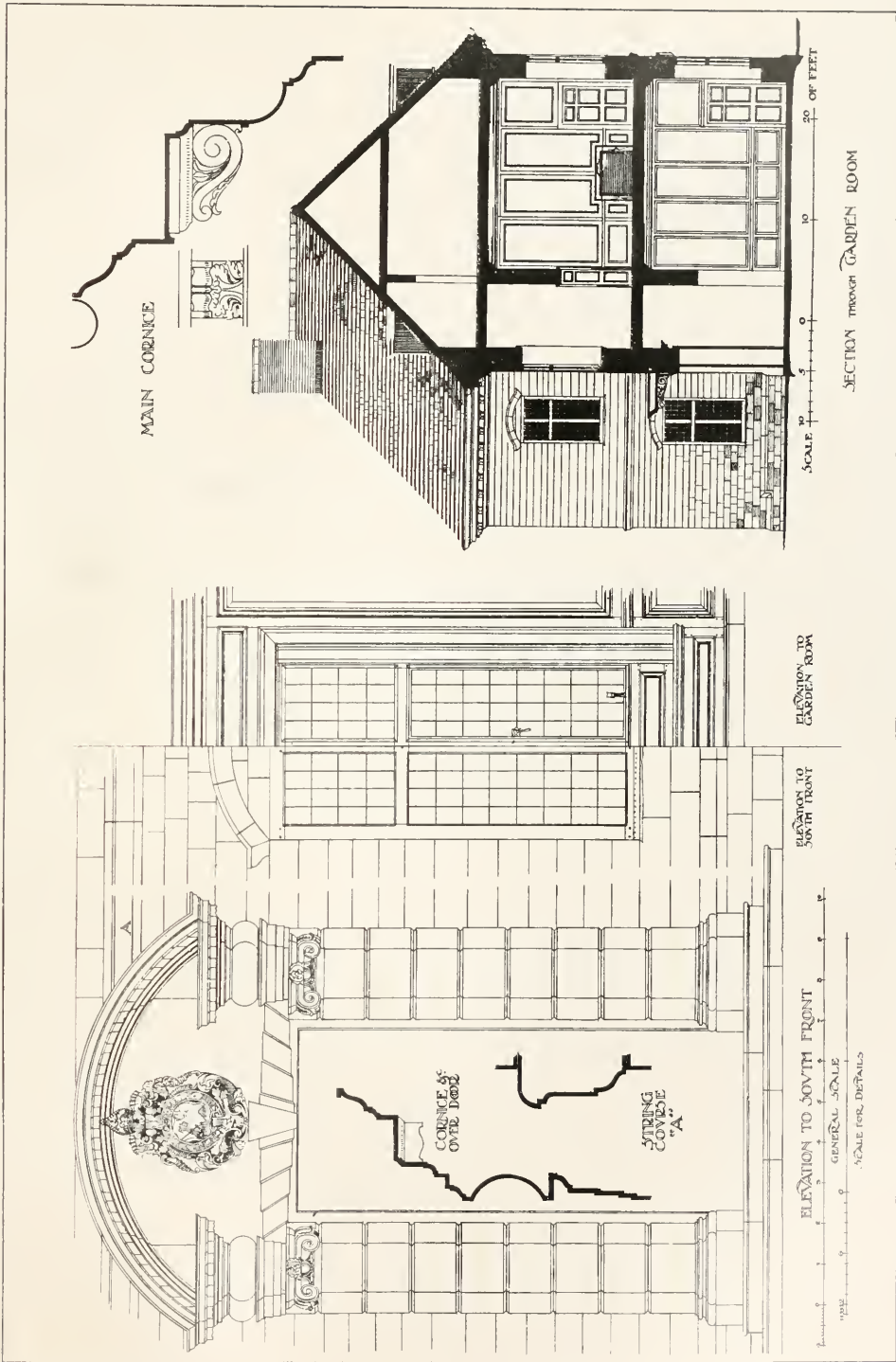
SCALE:

FIG. 73.—ELEVATION AND PLAN OF THE SCREEN IN CHAPEL.—H. INIGO TRIGGS del.

WOLVESLEY HOUSE, WINCHESTER.









H. Ingo Triggs del.

WOLVESEY HOUSE, WINCHESTER.


ARTIST'S DRAWING CO., PHOTO-LITHOGRAPHERS, WASHINGTON, D. C.






WOLVESEY HOUSE, WINCHESTER  
PARTS OF NORTH AND SOUTH FRONTS







WILTON HOUSE, WILTSHIRE  
THE SOUTH FRONT








FROM BELCHER AND MACARTNEY.

PALLADIAN BRIDGE, WILTON  
THE INTERIOR


PLATE 80.








WIDCOMBE, BATH.







PRIOR PARK, BATH.  
THE GARDEN FRONT.








FROM BELCHER & MACARTNEY

GREENWICH HOSPITAL.  
THE COLONNADE.












FROM BELCHER & MACARTNEY.

GREENWICH HOSPITAL.  
THE CHAPEL.

PLATE IV.















FROM BELCHER & MACARTNEY.

TWO DOORWAYS.  
LAURENCE POUNTNEY HILL, E. C.














PLATE XV.\*


HALL OF THE BREWERS COMPANY.  
THE COURT ROOM.



PLATE XIV.

NEW RIVER WATER COMPANY'S OFFICES.  
THE DRAWING ROOM.

FROM BELCHER  
& MACARTNEY.







FROM BELCHER & MACARTNEY.

THE SKINNERS' HALL.  
THE DRAWING ROOM.

PLATE XVI.







THE HOME OFFICE.  
FRONT FACING ST JAMES PARK.

PLATE 17.




FROM BELCHER & MACARTNEY.

THE HORSE GUARDS, WHITEHALL.  
WEST FRONT.

PLATE 18.





FROM BELCHER & MACARTNEY.








FROM BELCHER & MACARTNEY.

ASHBURNHAM HOUSE, WESTMINSTER.  
THE STAIRCASE.

PLATE 21.








FROM BELCHER & MACARTNEY.

ASHBURNHAM HOUSE, WESTMINSTER.  
CUPOLA OVER THE STAIRCASE.

PLATE 23.













HOUSE AT ELTHAM - THE DRAWING ROOM.

PLATE 27.



FROM BELCHER & MACARTNEY.

CHELSEA HOSPITAL.  
INTERIOR OF CHAPEL.

PLATE 28.







HOUSE ON THE PARADE, ARUNDEL, SUSSEX









TEMPLE OF AEOLUS, KEW GARDENS.

PLATE 38.




FROM BELCHER & MACARTNEY.

KEW PALACE.  
THE SOUTH FRONT.

PLATE 39.




















PLATE 48.

THE CORRIDOR.

A HOUSE AT EPSOM.

A CHIMNEY PIECE.

FROM BELCHER & MACARTNEY.







GROOMBRIDGE PLACE.  
THE DRAWING ROOM.








B.






















FARNHAM CASTLE, SURREY; CHAPEL.


PLATE 62.




FROM BELCHER AND MACARTNEY. FARNHAM CASTLE, KENT; STAIRCASE LANDING.

PLATE 63.







WINCHESTER SCHOOL.  
THE GREAT HALL.

PLATE 68.




HOUSE AT FARNHAM SURREY.  
FROM BELCHER AND MACARTNEY.

PLATE 65.






















FROM BELCHER AND MACARTNEY.

WILTON HOUSE, WILTSHIRE.

PLATE 78.








Jacobo Gibbs Architecto.

The Plan of the Church of S<sup>t</sup> Martin.

H. Hulshberg Sculp.






Jacob Gibbs Architect.

The West front of St. Martin's Church.

H. Hulshberg del.









*The North Side of S<sup>t</sup> Martins Church.*


*1800 Gilbert's Architect*

*H. Huldborgh Sculp*





*Section from South to North*




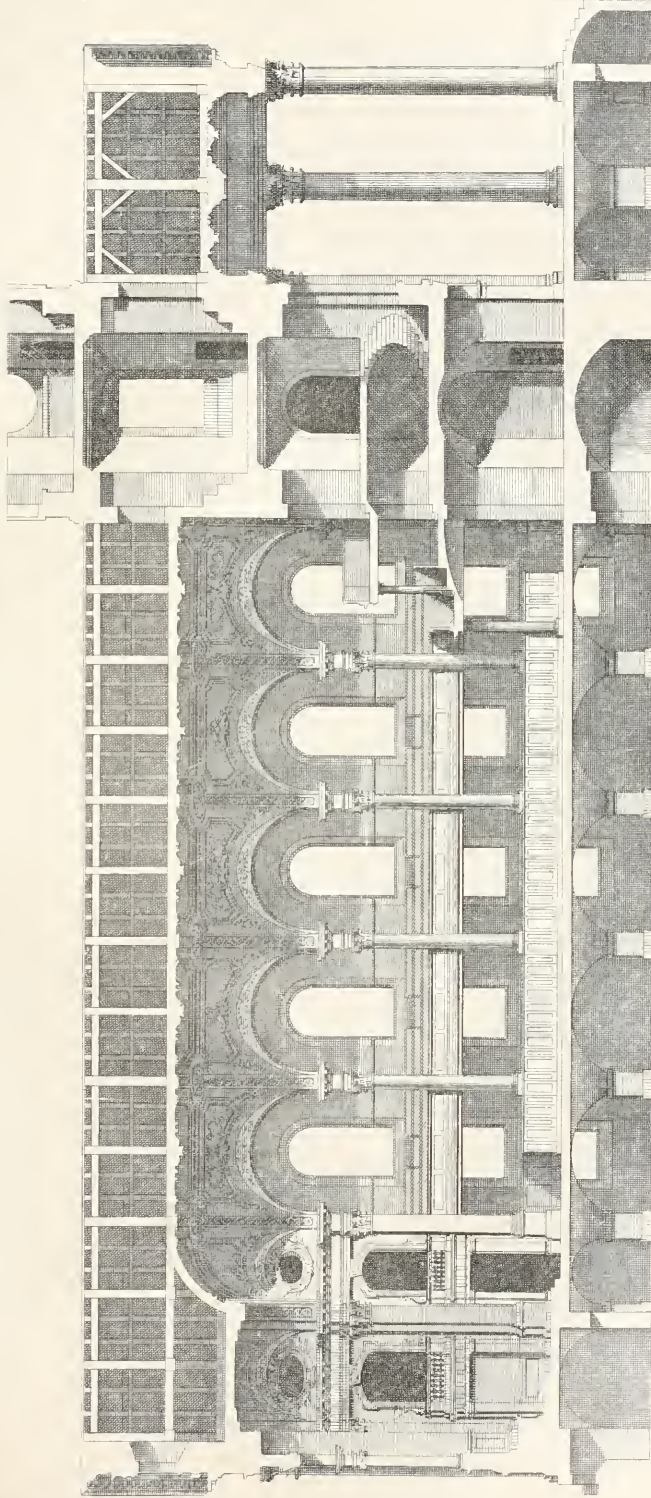
*Jacob Gibbs Architect*

*The East End*

*H. Hulbergh Sculp.*








*The Section from East to West of St. Martin's Church*

*Jacob Gibbs, Architect.*

*H. Hulbert, Sculpt.*







*The Ceiling of the New Church of St. Martin.*

*Jacobo Gibbs Architect.*

*H. Hulshberg Sculp.*











*Jacobo Gibbs Architectus*

FROM JAMES GIBBS

*E. Kirkall sculp*






*Jacob Gibbs Architect*

FRONT JAMES GIBBS

*F. Kiskall sculp*








*Jacobo Gibbs  
Architecto*

*E. Kirhall  
sculp.*







F. No. 100 ball copy.




FROM JAMES GIBBS.

ANDREW & GAMMA PHOTO LITHO WASHINGTON D.C.

James Gibbs Architect Dublin




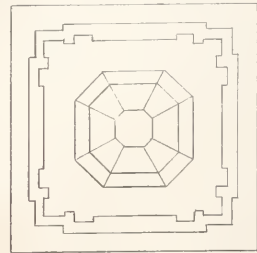
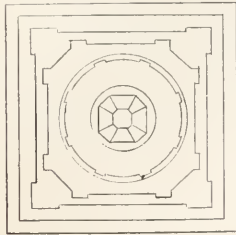





*Jacobus Gibbs Architect.*

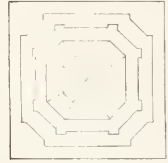
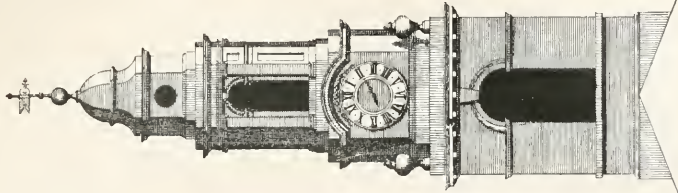
*E. Kirkall sculp.*



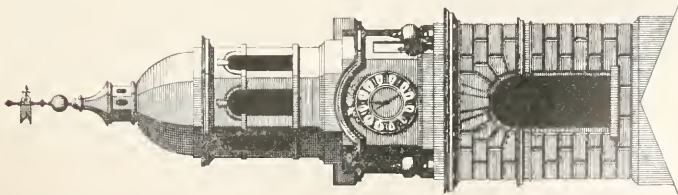
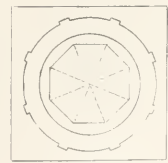

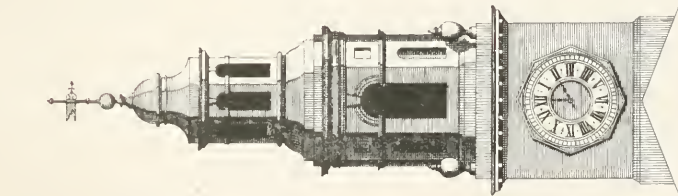
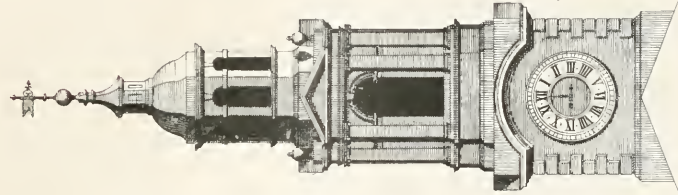









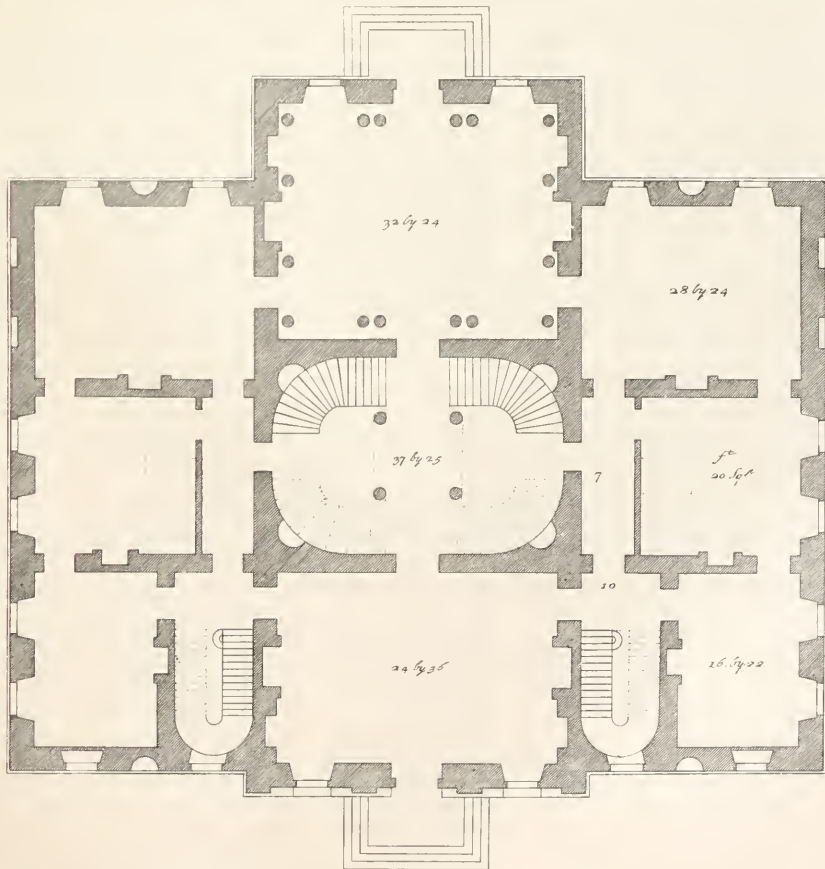

*E. H. H. Joseph, Sculp.*



*Jacobs & Gable, Architects*

FROM JAMES GIBBS.





*Jacob Gibbs Architect*

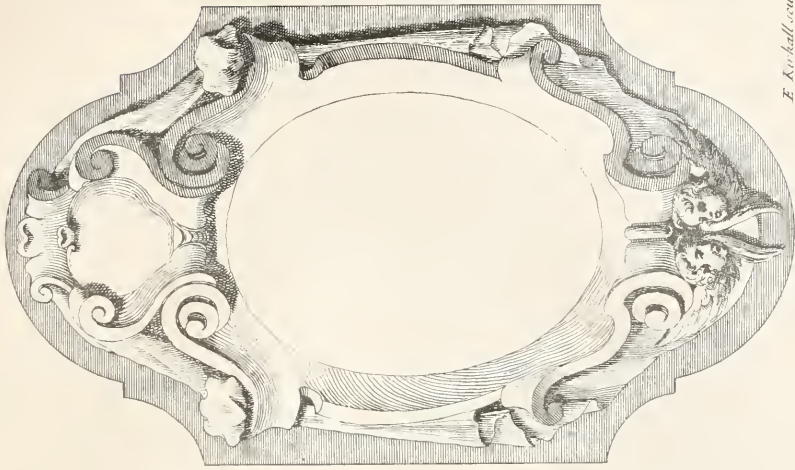
*J Harris fecit.*

FROM JAMES GIBBS.







FROM JAMES GIBBS.




*E. Kerkhall sculp.*



*James Gibbs Architect.*



FROM JAMES GIBBS.



*E. Kirtball sculp.*

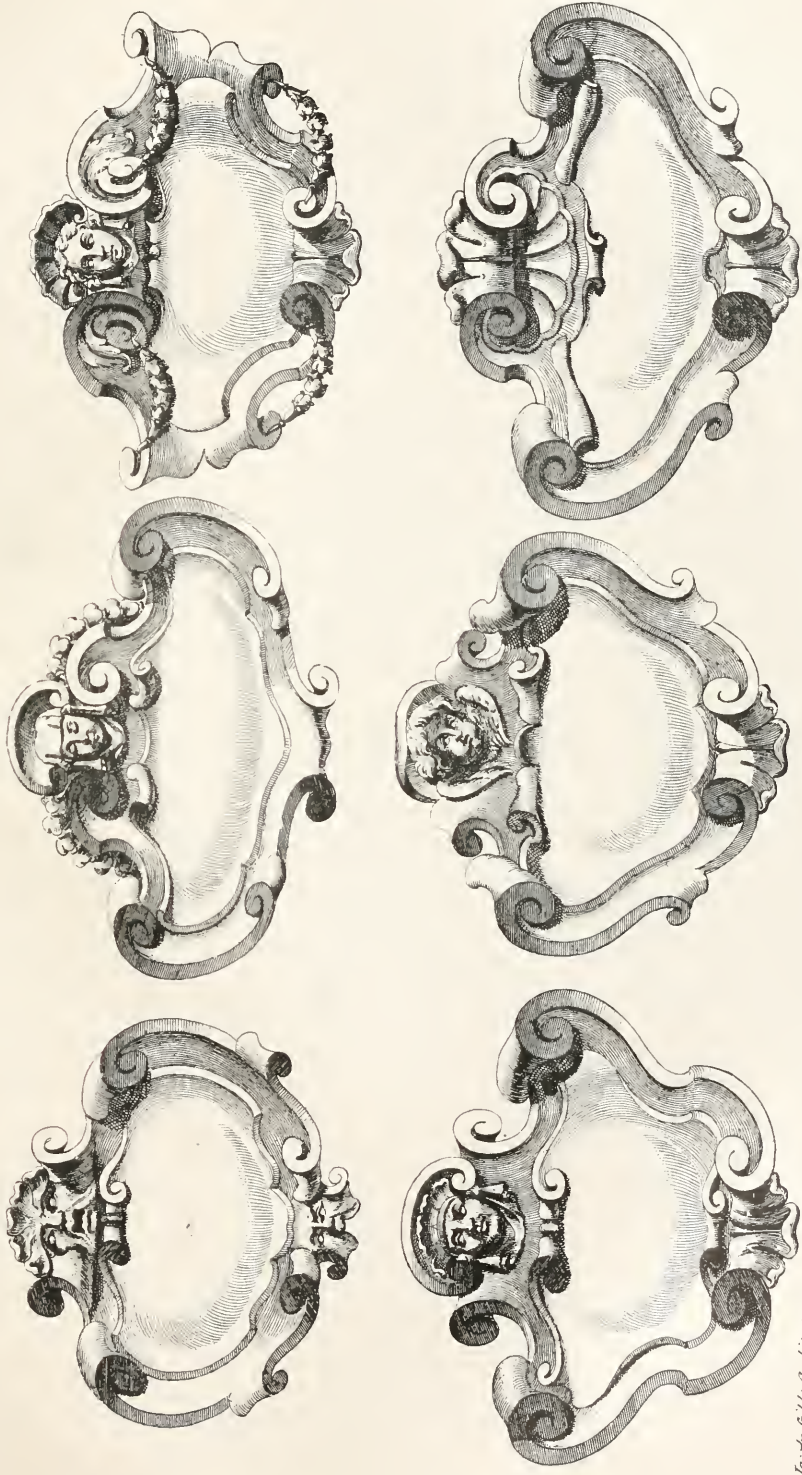


*James Gibbs Architect.*






FROM JAMES GIBBS.



*E. Kirchhallenwip.*

*James Gibbs Architect.*






J. Gibbs Arch. del.

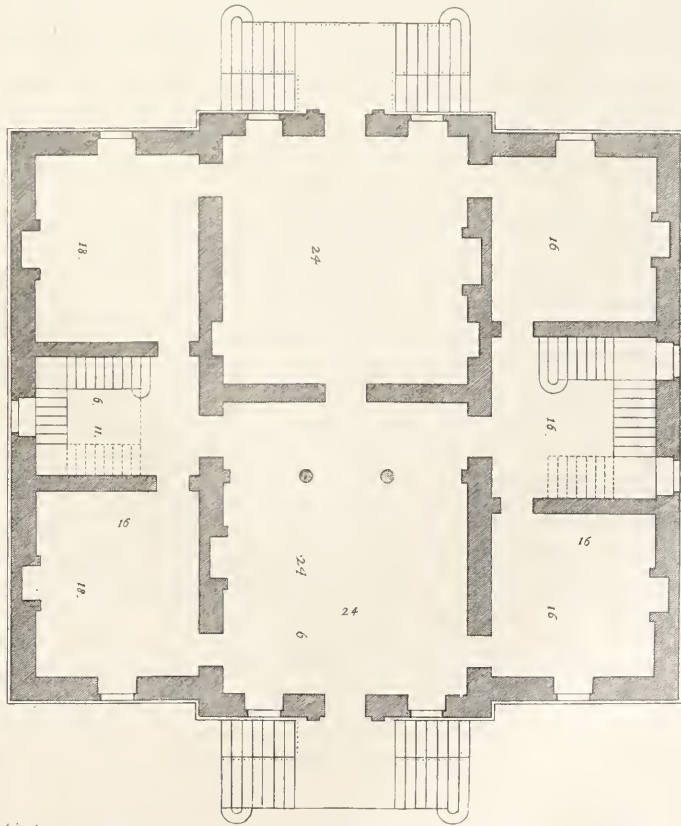

*The West-end*

H. Hulsbeck Sculp<sup>t</sup>



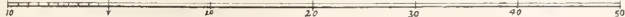



p. 52



James Gibbs, architect.

E. Kirkall sc.








*Arch. del.*

*The South side.*

*L. Harris sculp.*










FROM GIBBS.

*A Perspective View of S<sup>t</sup>. Martin's Church*

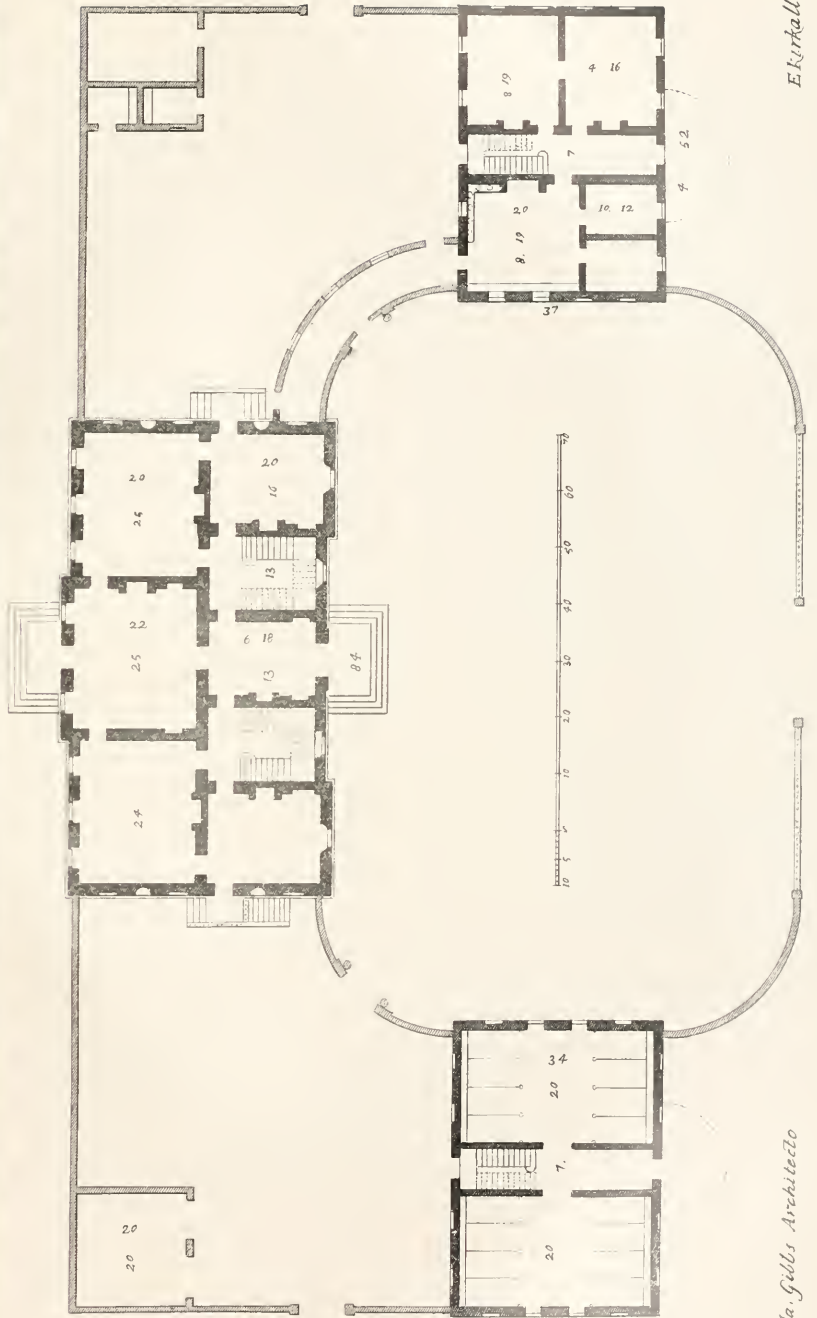

PLATE I







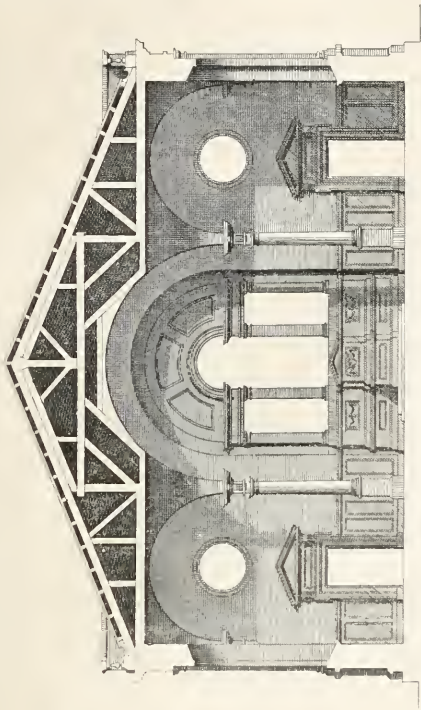





*E. Kirkhall sen*

*J. A. Gibbs Architect*






*The Section.*






*The East end of the New Church at Derby.*



*The West Front.*







The middle parts of the West Side in a larger Scale

Jacob Gibbs Architect

H. Huldborg Sculpt

FROM GIBBS ARCHITECTURE

PLATE 34.

ANDERSON & GRAYSON CO. LITHOGRAPHERS, WASHINGTON, D.C.













NA Felcher and Sarantak,  
047 Buildings, England,  
5/1/75

PLEASE DO NOT REMOVE  
CARDS OR SLIPS FROM THIS POCKET

---

UNIVERSITY OF TORONTO LIBRARY

---



