



SMITHSONIAN
LIBRARIES





LIB
SMITHSONIAN INST
LIBRARIES
LIBF
LIBF
LIBF
LIBF
LIBF
LIBF
LIBF
LIBF
LIBF
LIBF
LIBF

LIB

NOII

LIBF

NOII

LIBF

NOII

LIBF

NOII

LIBF

507.73
.N7N75

24

1912
M. M.

14920

24

Published monthly by the

New York State Education Department

BULLETIN 349

JULY 1905

New York State Museum

JOHN M. CLARKE Director

CHARLES H. PECK State Botanist

Bulletin 94

BOTANY 8

REPORT OF THE STATE BOTANIST 1904

| PAGE | | PAGE | |
|------------------------------------|----|----------------------------|-----------|
| Introduction..... | 5 | Edible fungi..... | 44 |
| Plants added to the herbarium.... | 9 | Explanation of plates..... | 50 |
| Contributors and contributions.... | 12 | Plates P, Q, R, 87-93..... | follow 53 |
| Species not before reported..... | 19 | Index..... | 55 |
| Remarks and observations..... | 35 | | |

ALBANY

NEW YORK STATE EDUCATION DEPARTMENT

1905



Price 40 cents

STATE OF NEW YORK
EDUCATION DEPARTMENT

Regents of the University
With years when terms expire

- 1913 WHITELOW REID M.A. LL.D. *Chancellor* - - New York
1906 ST CLAIR MCKELWAY M.A. L.H.D. LL.D. D.C.L.
Vice Chancellor - - - - - Brooklyn
1908 DANIEL BEACH Ph.D. LL.D. - - - - - Watkins
1914 PLINY T. SEXTON LL.D. - - - - - Palmyra
1912 T. GUILFORD SMITH M.A. C.E. LL.D. - - - Buffalo
1907 WILLIAM NOTTINGHAM M.A. Ph.D. LL.D. - - Syracuse
1910 CHARLES A. GARDINER Ph.D. L.H.D. LL.D.
D.C.L. - - - - - New York
1915 CHARLES S. FRANCIS B.S. - - - - - Troy
1911 EDWARD LAUTERBACH M.A. LL.D. - - - New York
1909 EUGENE A. PHILBIN LL.B. LL.D. - - - New York
1916 LUCIAN L. SHEDDEN LL.B. - - - - - Plattsburg

Commissioner of Education
ANDREW S. DRAPER LL.D.

Assistant Commissioners
HOWARD J. ROGERS M.A. LL.D. *First Assistant Commissioner*
EDWARD J. GOODWIN Lit.D. *Second Assistant Commissioner*
AUGUSTUS S. DOWNING M.A. *Third Assistant Commissioner*

Secretary to the Commissioner
HARLAN H. HORNER B.A.

Director of Libraries and Home Education
MELVIL DEWEY LL.D.

Director of Science and State Museum
JOHN M. CLARKE LL.D.

Chiefs of Divisions
Accounts, WILLIAM MASON
Attendance, JAMES D. SULLIVAN
Examinations, CHARLES F. WHELOCK B.S. LL.D.
Inspections, FRANK H. WOOD M.A.
Law, THOMAS E. FINEGAN M.A.
Records, CHARLES E. FITCH L.H.D.
Statistics, HIRAM C. CASE

New York State Education Department

Science Division, Jan. 16, 1905

Hon. Andrew S. Draper

Commissioner of Education:

MY DEAR SIR: I have the honor of submitting to you the following report of work done in the botanical department of the State Museum for the year 1904.

Very respectfully yours

JOHN M. CLARKE


Director

State of New York

Education Department

COMMISSIONER'S ROOM

Approved for publication Jan. 16, 1905

A handwritten signature in dark ink, reading "A. S. Draper". The signature is written in a cursive style with a prominent flourish at the end.

Commissioner of Education

SMITHSONIAN INSTITUTION LIBRARIES
LI
NO
LIBRARIES
LIBRARIES
LIBRARIES
NO
SMITHSONIAN INSTITUTION
LIBRARIES
NO
LIBRARIES
LIBRARIES
LIBRARIES
LIBRARIES
NO
LIBRARIES



New York State Museum

JOHN M. CLARKE Director
CHARLES H. PECK State Botanist

Bulletin 94

BOTANY 8

REPORT OF THE STATE BOTANIST 1904

Specimens of plants for the state herbarium have been collected in the counties of Albany, Columbia, Essex, Fulton, Genesee, Hamilton, Lewis, Livingston, Madison, Monroe, Otsego, Rensselaer, Saratoga, Schenectady, Suffolk, Tompkins, Warren and Wyoming.

Specimens have been contributed that were collected in the counties of Albany, Cattaraugus, Chautauqua, Dutchess, Essex, Greene, Hamilton, Herkimer, Monroe, Oneida, Onondaga, Ontario, Orleans, Richmond, Saratoga, Suffolk, Tioga, Tompkins and Washington.

The number of species of which specimens have been added to the herbarium is 321. Of these, 72 were not previously represented in it and the remaining 249 are now better or more completely represented. Of the 72 species, 9 are considered new or previously undescribed species. These are all fungi. Descriptions of them will be given in the following pages. The names of the species of which specimens have been added to the herbarium are given under the title "Plants added to the herbarium."

The names of those who have contributed specimens and the names of the species represented by their respective contributions are given under the title "Contributors and their contributions." Many of the contributed specimens belong to extralimital species. Some of the specimens of mosses and hepatics contributed by Prof. John Macoun, botanist of the Geological and Natural History Survey of Canada, represent species found in the extreme western and northwestern part of British America. In some cases, specimens sent for identification have been in good condition and desirable for the herbarium. These have been preserved and credited to the sender as a contribution. The number of contributors is 54.

In a third chapter, under the heading "Species not before reported," are the names of species new to our flora. This contains the names of a few species that had previously been recorded and were represented in the herbarium as varieties of other species, but they have now been raised to specific rank and are herein recorded as good species. Remarks concerning habitats, descriptions of new species, and the time of collecting the specimens, are given under their respective species. The number of species recorded is 80. Of these 35 belong to the genus *Crataegus*.

In a fourth chapter, bearing the title "Remarks and observations," there is a record of new stations of rare plants, descriptions of new varieties, remarks concerning peculiar or distinguishing features of certain plants and new names given to some species as required by the law of priority.

The number of identifications of species made for correspondents and others, who have sent or brought specimens of plants to the office of the botanist for this purpose, is 675. The number of persons for whom identifications have been made is 100.

The number of species of mushrooms that have been tried and approved as edible is 8. Descriptions of these and of a new variety of a species previously found to be edible constitute a chapter entitled "Edible fungi." Colored figures of natural size have been prepared of all these and placed on 7 plates, octavo size. The number of New York species and varieties of edible mushrooms previously reported is 153.

Colored figures of 5 new species are given on 3 similar plates. The study of our *Crataegus* flora has been continued, and many specimens of trees and shrubs of this genus have been collected. The specific identity of many of these has not yet been determined. Rochester and its vicinity have furnished plants from which 31 species of *Crataegus* have been described by Prof. C. S. Sargent. Many of these were found within the limits of the city parks. By the wise and careful forethought of Mr C. C. Laney, superintendent of parks, labels have been placed on the particular thorn trees and shrubs which furnished the material from which the descriptions of the several new species were derived. Type trees, in a genus in which many species resemble each other as closely as they do in the genus *Crataegus*, possess a peculiar value and importance and it is very fortunate in this instance, where so many type trees and shrubs grow in such close proximity to each other and where they can be protected, that they have been properly labeled with their botanical names. It reduces very much any danger of mistakes in their identification.

In order to collect typical flowering specimens of as many of these species as possible, this prolific locality was visited in the flowering time of these plants and specimens were collected. It was again visited in autumn and a corresponding set of fruiting specimens was collected, so that now most of the Rochester species are well and, we believe, correctly represented in the state herbarium. These specimens will serve as a standard with which to compare specimens of closely related species collected in other localities. They exhibit the specific characters in some respects with greater precision than the words of descriptions can do.

It has been observed that there is some variability in the fruit of some species even on the same shrub. The fruit on a certain shrub of *Crataegus delucida* in 1903 was small, irregular and "wormy." The present year it was noticeably larger, fair and sound. The fruit of the Graves thorn, *C. gravesii*, which is produced by a clump of bushes near North Albany, is variegated when mature and ripening, dull red and green colors being intermingled. Three years in succession this clump has borne fruit of this character. Its failure to ripen its fruit evenly is due to the attacks of a parasitic fungus related to, if not the same species as, the one that causes apple scab on apples. A clump of bushes of the same species growing in Tivoli hollow bears fruit that is fair and uniformly colored when ripe. It appears to be exempt from the attacks of the fungus. The fruit on some plants has been more persistent this year than it was last year. This is perhaps largely due to the absence of many of the insects that usually prey on thorn apples. It is probably also due in part to favorable weather conditions. A plentiful supply of moisture has enabled the plants to maintain their growth and vigor late in the season. The more vigorous the plant the stronger its tendency to hold its foliage and fruit. In some species the fruit regularly persists long after the leaves have fallen.

The tendency of numerous species to crowd together in certain localities is a noticeable character in these plants. It is not uncommon to find two and three species growing close to each other and intermingling their branches so intimately as to appear at first sight to be a single intricately branched individual. If specimens for the herbarium are taken from such a clump great confusion and perplexity is likely to result unless the greatest care is taken not to mingle samples from different species. But association on a larger scale excites our wonder. That there should be 41 species of *Crataegus* growing spontaneously in the parks of the city of Rochester and in its immediate vicinity is a remarkable fact. On

Crown Point promontory, within an area of scarcely 50 acres, 13 species have been recognized, and in a certain locality within the limits of Albany on an area of scarcely 2 acres there are 15 species of *Crataegus*. Certain peculiarities of these groupings of species are not devoid of interest. In the Rochester locality the section *Pruinosae* is represented by 8 species, though *C. pruinosa*, the pruinose thorn itself is absent. The section *Tenuifoliae* is represented there by 11 species, but in the Crown Point locality this section has no representative and the section *Pruinosae* has but one and that is the pruinose thorn, the very one which is absent from Rochester. Only 5 species are common to the two localities, and these are species known to have a wide distribution. The two most abundant species at Crown Point are the cockspur thorn, *C. crus-galli*, and the round leaved thorn, *C. coccinea rotundifolia*. These two species apparently constitute fully one half of all the thorn growth of the locality. Several of the other species are represented by only a few individuals each. The dotted fruited thorn, *C. punctata*, is one of these scantily represented species. It is a species of wide range and probably occurs in more localities in our State than any other species. If any place has but one species of thorn it is most likely to be the dotted fruited thorn. If there are but two or three species this is likely to be the most abundant one. About Albany it and the cockspur thorn are common and nearly equal in abundance. Its slight representation in the Crown Point locality is therefore somewhat strange.

The botanical department contributed specimens of 16 species of edible mushrooms to the St Louis Exposition and, through the Forestry Commission, photographs and other representations of 80 species of trees.

Mr Stewart H. Burnham was employed as temporary assistant from July 1 to Sep. 21. He has made a rearrangement of the books and pamphlets of the library, and of the duplicate and extralimital specimens of the herbarium, has put typewritten labels on the shelves of the library and of the herbarium in order to facilitate reference to books and to specimens, and has prepared typewritten labels for a series of several hundred species of fungi that are kept in pasteboard boxes, placed these labels on the boxes and arranged them alphabetically. He has also assisted in the correspondence of the office and in disinfecting specimens. By his employment it was possible to keep the office open in the absence of the botanist while engaged in field work.

PLANTS ADDED TO THE HERBARIUM

New to the herbarium

- | | |
|--|---|
| Amanita crenulata <i>Pk.</i> | Crataegus leiophylla <i>Sarg.</i> |
| A. lignophila <i>Atk.</i> | C. lennoniana <i>Sarg.</i> |
| A. radicata <i>Pk.</i> | C. macauleyae <i>Sarg.</i> |
| Arenaria leptoclados <i>Guss.</i> | C. maineana <i>Sarg.</i> |
| Arisaema stewardsoni <i>Britton</i> | C. opulens <i>Sarg.</i> |
| Boletus atkinsoni <i>Pk.</i> | C. ornata <i>Sarg.</i> |
| B. laricinus <i>Berk.</i> | C. parviflora <i>Sarg.</i> |
| B. nobilis <i>Pk.</i> | C. pedicellata <i>Sarg.</i> |
| B. rugosiceps <i>Pk.</i> | C. persimilis <i>Sarg.</i> |
| Botrychium tenebrosum <i>A. A. Eaton</i> | C. rubicunda <i>Sarg.</i> |
| Bryum pendulum <i>Schp.</i> | C. spissiflora <i>Sarg.</i> |
| Clavaria botrytoides <i>Pk.</i> | C. streeterae <i>Sarg.</i> |
| C. xanthosperma <i>Pk.</i> | C. tenuiloba <i>Sarg.</i> |
| Collybia amabilipes <i>Pk.</i> | C. verecunda <i>Sarg.</i> |
| Convolvulus repens <i>L.</i> | Craterellus taxophilus <i>Thom</i> |
| Cortinarius heliotropicus <i>Pk.</i> | Dipsacus laciniatus <i>L.</i> |
| Crataegus acclivis <i>Sarg.</i> | Eocronartium typhuloides <i>Atk.</i> |
| C. baxteri <i>Sarg.</i> | Falcata pitcheri (<i>T. & G.</i>) <i>Kuntze</i> |
| C. beata <i>Sarg.</i> | Fusarium aquaeductuum <i>R. & R.</i> |
| C. beckwithae <i>Sarg.</i> | Galera capillaripes <i>Pk.</i> |
| C. benigna <i>Sarg.</i> | Gyrostachys ochroleuca <i>Rydb.</i> |
| C. colorata <i>Sarg.</i> | Hypholoma rugocephalum <i>Atk.</i> |
| C. compta <i>Sarg.</i> | Hypomyces banningiae <i>Pk.</i> |
| C. cupulifera <i>Sarg.</i> | H. inaequalis <i>Pk.</i> |
| C. deweyana <i>Sarg.</i> | Lachnocladium semivestitum <i>B. & C.</i> |
| C. diffusa <i>Sarg.</i> | Lactarius brevis <i>Pk.</i> |
| C. dunbari <i>Sarg.</i> | L. colorascens <i>Pk.</i> |
| C. durobrivensis <i>Sarg.</i> | Pholiota appendiculata <i>Pk.</i> |
| C. ellwangeriana <i>Sarg.</i> | Salix serissima (<i>Bail.</i>) <i>Fern.</i> |
| C. ferentaria <i>Sarg.</i> | Sisyrinchium arenicola <i>Bickn.</i> |
| C. formosa <i>Sarg.</i> | Stachys sieboldi <i>Miq.</i> |
| C. fulleriana <i>Sarg.</i> | Teucrium boreale <i>Bickn.</i> |
| C. gemmosa <i>Sarg.</i> | Viola amoena <i>Le Conte</i> |
| C. glaucophylla <i>Sarg.</i> | V. latiuscula <i>Greene</i> |
| C. hudsonica <i>Sarg.</i> | V. septentrionalis <i>Greene</i> |
| C. laneyi <i>Sarg.</i> | Zygodesmus granulatus <i>Pk.</i> |

Not new to the herbarium

- | | |
|--|--|
| Actaea rubra (<i>Ait.</i>) <i>Willd.</i> | Amanitopsis vaginata (<i>Bull.</i>) <i>Roze</i> |
| Agaricus abruptibulbus <i>Pk.</i> | Antennaria ambigens (<i>Greene</i>) <i>Fern.</i> |
| A. campester <i>L.</i> | A. canadensis <i>Greene</i> |
| A. subrufescens <i>Pk.</i> | A. fallax <i>Greene</i> |
| Allium tricoccum <i>Ait.</i> | A. neglecta <i>Greene</i> |
| Alsine borealis (<i>Bigel.</i>) <i>Britton</i> | A. petaloidea <i>Fern.</i> |
| Amanita caesarea <i>Scop.</i> | A. plantaginea <i>R. Br.</i> |
| A. muscaria <i>L.</i> | Anthemis cotula <i>L.</i> |
| Amanitopsis volvata (<i>Pk.</i>) <i>Sacc.</i> | Aquilegia vulgaris <i>L.</i> |

- Arenaria serpyllifolia *L.*
 Arisaema triphyllum (*L.*) *Torr.*
 Aristolochia clematidis *L.*
 Artemisia stelleriana *Bess.*
 Asplenium angustifolium *Mx.*
 Asterodon ferruginosum *Pat.*
 Bactridium ellisii *Berk.*
 Bartonnia virginica (*L.*) *B. S. P.*
 Bidens frondosa *L.*
 Blephariglotis ciliaris (*L.*) *Rydb.*
 B. grandiflora (*Bigel.*)
 Blephilia hirsuta (*Pursh*) *Torr.*
 Blitum capitatum *L.*
 Botrychium dissectum *Spreng.*
 B. obliquum *Muhl.*
 B. obliquum elongatum
G. & H.
 B. obliquum habereri *Gilb.*
 B. obliquum oneidense
Clute
 B. simplex *Hitch.*
 Boletinus grisellus *Pk.*
 B. porosus (*Berk.*) *Pk.*
 Boletus clintonianus *Pk.*
 B. cyanescens *Bull.*
 B. eximius *Pk.*
 B. felleus *Bull.*
 B. frostii *Russell*
 B. illudens *Pk.*
 B. nebulosus *Pk.*
 B. rubropunctus *Pk.*
 Bovista plumbea *Pers.*
 Brassenia purpurea (*Mx.*) *Casp.*
 Brassica arvensis (*L.*) *B. S. P.*
 B. rapa *L.*
 Callitriche heterophylla *Pursh*
 Cantharellus cinnabarinus *Schw.*
 C. floccosus *Schw.*
 Carex castanea *Wahl.*
 C. comosa *Boott*
 C. crawei *Dew.*
 C. formosa *Dew.*
 C. hitchcockiana *Dew.*
 C. lur. exundans *Bail.*
 C. setifolia (*Dew.*) *Britton*
 Cercospora circumscissa *Sacc.*
 Chamaedaphne calyculata (*L.*)
 Clavaria botrytes *Pers.*
 C. cristata *Pers.*
 C. platyclada *Pk.*
 Claytonia caroliniana *Mx.*
 Clitocybe albissima *Pk.*
 C. candicans *Pers.*
 C. centralis *Pk.*
 C. clavipes *Pers.*
 C. cyathiformis *Fr.*
 C. eccentrica *Pk.*
 C. ochropurpurea *Berk.*
 Collybia nigrodisca *Pk.*
 Convolvulus spithameus *L.*
 Coprinus micaceus *L.*
 Cornus canadensis *L.*
 Cortinarius cinnamomeus *Fr.*
 Crataegus holmesiana *Ashe*
 C. macracantha *Lodd.*
 C. pringlei *Sarg.*
 C. tatnalliana *Sarg.*
 C. succulenta *Lk.*
 C. tomentosa *L.*
 Cudonia circinans (*Pers.*) *Fr.*
 C. lutea (*Pk.*) *Sacc.*
 Cudoniella marcida (*Mull.*) *Sacc.*
 Daedalea unicolor (*Bull.*) *Fr.*
 Daphne mezereum *L.*
 Dianthera americana *L.*
 Diplodia conigena *Desm.*
 Discina orbicularis *Pk.*
 Eatonia pennsylvanica (*DC.*)
 Eleocharis acicularis (*L.*) *R. & S.*
 E. acuminata (*Mx.*) *Nees*
 E. pal. vigens *Bail.*
 E. pal. glaucescens (*Willd.*)
 Eragrostis eragrostis (*L.*) *Karst.*
 Eriophorum alpinum *L.*
 Erythronium americanum *Ker*
 Eurotium herbariorum (*Wigg.*) *Lk.*
 Fagopyrum tataricum (*L.*) *Gaertn.*
 Filix bulbifera (*L.*) *Underw.*
 Fistulina hepatica *Fr.*
 Fragaria americana (*Porter*) *Britton*
 F. vesca *L.*
 Fraxinus nigra *Marsh.*
 Geoglossum ophioglossoides (*L.*)
 G. velutipes *Pk.*
 Geum canadense *Jacq.*
 Gratiola aurea *Muhl.*
 Gyalecta pineti (*Schrad.*) *Tuckerm.*
 Gyrostachys cernua (*L.*) *Kuntze*
 G. stricta *Rydb.*
 G. plantaginea (*Raf.*)

- Helvella infula* *Schaeff.*
Hieracium praealtum *Vill.*
Hudsonia tomentosa *Nutt.*
Hydnum adustum *Schw.*
H. fennicum *Karst.*
H. imbricatum *L.*
H. vellereum *Pk.*
H. zonatum *Batsch*
Hydrangea arborescens *L.*
Hygrophorus flavodiscus *Frost*
H. fuliginosus *Frost*
H. immutabilis *Pk.*
H. lau. decipiens *Pk.*
H. pratensis (*Pers.*) *Fr.*
Hypholoma incertum *Pk.*
H. sublateritium *Schaeff.*
Ilex verticillata (*L.*) *Gray*
Iris versicolor *L.*
Juncus acuminatus *Mx.*
J. balticus *Willd.*
J. brachycephalus (*Engelm.*)
J. marginatus *Rostk.*
Juniperus nanus *Willd.*
Lactarius alpinus *Pk.*
L. volemus *Fr.*
Larix laricina (*DuRoi*) *Koch*
Lathyrus myrtifolius *Muhl.*
Lentinus lepideus *Fr.*
L. suavissimus *Fr.*
Lenzites sepiaria *Fr.*
Lepiota cepaestipes *Sow.*
Leptoglossum luteum (*Pk.*) *Sacc.*
Leptorchis loeselii (*L.*) *MacB.*
Lilium superbum *L.*
Limnorchis dil. linearifolia *Rydb.*
Lithospermum officinale *L.*
Lobelia cardinalis *L.*
Lychnis alba *Mill.*
L. chalconica *L.*
Lycium vulgare (*Ait.*) *Dunal*
Malus coronaria (*L.*) *Mill.*
Marasmius res. candidissimus *Pk.*
M. oreades *Fr.*
Mentha canadensis *L.*
Mikania scandens *Willd.*
Morchella bispora *Sor.*
M. deliciosa *Fr.*
Myriophyllum verticillatum *L.*
Naias flexilis (*Willd.*) *R. & S.*
Naumbergia thyrsoflora (*L.*)

- Omphalia austinii* *Pk.*
Onagra oakesiana (*Gr.*) *Britton*
Osmunda claytoniana *L.*
Oxalis corniculata *L.*
O. cymosa *Small*
Panax quinquefolium *L.*
Panicum lanuginosum *Ell.*
Peramium pubescens (*Willd.*)
Phacelia dubia (*L.*) *Small*
Phlox subulata *L.*
Pholiota adiposa *Fr.*
P. togularis (*Bull.*) *Fr.*
Phytophthora infestans (*Mont.*)
Picea canadensis (*Mill.*)
P. mariana (*Mill.*) *B. S. P.*
Pleurotus ostreatus (*Jacq.*) *Fr.*
P. ulmarius *Fr.*
Pluteus cervinus (*Schaeff.*) *Fr.*
Polygonum lapathifolium *L.*
Polystictus pergamenus *Fr.*
P. pseudopergamenus
Thum.
Potamogeton natans *L.*
Potentilla argentea *L.*
Protomyces erythronii *Pk.*
Prunus americana *Marsh.*
P. cuneata *Raf.*
P. nigra *Ait.*
P. pennsylvanica *L.*
Pterospora andromedea *Nutt.*
Quercus acuminata (*Mx.*)
Q. nana (*Marsh.*) *Sarg.*
Q. prinus *L.*
Ranunculus hispidus *Mx.*
Rhamnus cathartica *L.*
Rosa sayi *Schw.*
R. setigera *Mx.*
Rubus canadensis *L.*
R. nigrobaccus *Bail.*
R. odoratus *L.*
Rudbeckia hirta *L.*
R. laciniata *L.*
Rumex acetosa *L.*
Russula compacta *Frost*
R. earlei *Pk.*
R. flavida *Frost*
R. lepida *Fr.*
R. magnifica *Pk.*
R. mariae *Pk.*
R. virescens (*Schaeff.*)

| | |
|------------------------------------|---------------------------------|
| Rhynchospora alba (L.) Vahl | Scleroderma vulgare Hornem. |
| Salix amygdaloides Anders. | Teucrium boreale Britton |
| S. pet. gracilis Anders. | Thymus serpyllum L. |
| Sarracenia purpurea L. | Tricholoma personatum Fr. |
| Scirpus occidentalis (Wats.) | Urnula craterium (Schw.) Fr. |
| S. pedicellatus Fern. | Vagnera stellata (L.) Morong |
| Scrophularia marylandica L. | Veronica byzantina (S. & S.) |
| Selaginella apus Spring | Viburnum dentatum L. |
| Silene antirrhina L. | V. lentago L. |
| S. vulgaris (Moench) | V. opulus L. |
| Sisymbrium altissimum L. | Viola blanda Willd. |
| Sisyrinchium angustifolium Mill. | V. palm. dilatata Ell. |
| Smilax hispida Muhl. | V. pap. domestica (Bickn.) |
| Solidago uniligulata (D C.) Porter | V. pubescens Ait. |
| Specularia perfoliata (L.) D C. | V. rotundifolia Mx. |
| Stachys aspera Mx. | V. scabriuscula (T. & G.) Schw. |
| S. palustris L. | V. sororia Willd. |
| Stereum complicatum Fr. | Xyris montana Ries |
| S. spadiceum Fr. | Zygadenus elegans Pursh |

CONTRIBUTORS AND THEIR CONTRIBUTIONS

Mrs E. B. Blackford, Boston Mass

Amanita radicata Pk.

Mrs F. B. M. Cholwell, Old Forge

Amanita phalloides Fr.

Miss J. F. Conant, Melrose Mass

Hygrophorus pallidus Pk.

Mrs G. M. Dallas, Philadelphia Pa.

Eryngium virginianum Lam.

| *Geopyxis nebulosa* (Cke.) Sacc.

Mrs C. F. Davis, Falmouth Me.

Clitocybe clavipes (Pers.) Fr.

Mrs M. S. De Coster, Little Falls

Daphne mezereum L.

Miss H. A. Edwards, Port Henry

Pterospora andromedea Nutt.

Miss R. C. Fish, Norwich Ct.

Clitopilus tarduus Pk.

Mrs L. L. Goodrich, Syracuse

Phacelia dubia (L.) Small

Miss C. C. Haynes, Highlands N. J.

| | |
|---|--|
| Bazzania triloba (L.) S. F. Gray | Lepidozia reptans (L.) Dumort. |
| Blepharostoma trichophyllum (L.) Dumort. | Lophozia barbata (Schreb.) L. incisa (Schrad.) |
| Cephalozia curvifolia (Dicks.) Dumort. | Plagiochila asplenioides (L.) Dumort. |
| C. lunulaefolia Dumort. | Porella platyphylla (L.) Lindb. |
| Cololejeunea biddlecomiae (Aust.) Evans | Ptilidium ciliare (L.) Nees |
| Conocephalum conicum Dumort. | Radula complanata (L.) Dumort. |
| Frullania asagrayana Mort. | Scapania nemorosa (L.) Dumort. |
| F. eboracensis Gottsche | S. undulata (L.) Dumort. |
| Jamesoniella autumnalis (D C.) Steph. | Sphenobolus exsectus (Schm.) Trichocolea tomentella (Ehrh.) |

Mrs M. A. Knickerbocker, San Francisco Cal.

| | |
|-----------------------------------|------------------------------|
| Berberis pinnata Lag. | Pseudotsuga mucronata (Raf.) |
| Chrysoma ericoides (Less.) Greene | Rhus integrifolia B. & H. |
| Croton californicus Muell. | Ribes sanguineum Pursh |
| Garrya elliptica Doug. | Sequoia sempervirens Endl. |
| Heteromeles arbutifolia Roem. | Vaccinium ovatum Pursh |

Miss J. A. Moses, Jamestown

Viola rotundifolia Mx.

Miss C. S. Parsons, Albany

Rudbeckia hirta L.

Mrs J. M. Peters, Pleasant Valley

Hypholoma sublateritium (Schaeff.) Fr.

Miss T. L. Smith, Worcester Mass.

| | |
|----------------------------|---------------------------------|
| Cantharellus brevipes Pk. | Hypocrea pallida E. & E. |
| Clitocybe decora Fr. | Lepiota amianthina Scop. |
| Hexagona micropora Murrill | Pleurotus porrigens (Pers.) Fr. |
| Hydnum adustum Schw. | Polyporus pubescens Schum. |
| H. vellereum Pk. | P. varius Fr. |

Miss M. S. Whetstone, Minneapolis Minn.

Pluteus umbrosus Pers.

J. C. Arthur, Lafayette Ind.

| | |
|--------------------------|--------------------------|
| Puccinia brickelliae Pk. | Puccinia simillima Arth. |
| P. malvacearum Mont. | P. viguierae Pk. |

G. F. Atkinson, Ithaca

| | |
|-------------------------------|------------------------------------|
| Amanita caesarea Scop. | Hypholoma rugocephalum Atk. |
| A. lignophila Atk. | Lachnocladium semivestitum B. & C. |
| A. mappa Fr. | Lactarius colorascens Pk. |
| Clitocybe asperulospora Atk. | Pholiota adiposa Fr. |
| Collybia amabilipes Pk. | Russula sordida Pk. |
| Coprinus ebulbosus Pk. | Tricholoma sulphureum (Bull.) |
| Eocronartium typhuloides Atk. | Uredinopsis atkinsonii Magn. |
| Hydnum imbricatum L. | U. osmundae Magn. |

A. M. Baker, Irondequoit
Geaster triplex *Jungh.*

H. J. Banker, California Pa.

Physalacria inflata (*Schw.*) *Pk.* | Scorias spongiosa (*Schw.*) *Fr.*

F. Bartholomew, Rockport Kan.

Uromyces gaurinus (*Pk.*) *Long* | Uromyces oenotherae *Burrill*

F. S. Boughton, Pittsford

Hyphomyces banningsiae *Pk.*

F. J. Braendle, Washington D. C.

Cortinarius braendlei *Pk.* | Thelephora palmata *Scop.*
Phallus imperialis *Schulz.* | Torrubia militaris (*L.*) *Lk.*

E. Brainerd, Middlebury Vt.

Viola cucullata *Ait.* | Viola palmata dilatata *Ell.*
V. latiuscula *Greene* | V. septentrionalis *Greene*
V. obliqua *Hill* | V. sororia *Willd.*

S. H. Burnham, Vaughns

Aronia atropurpurea *Britton* | Rhus glab. borealis *Britton*
Aster lat. thyrsoides (*Gr.*) *Sheldon* | Rosa sayi *Schw.*
Bidens frondosa *L.* | Salix pet. gracilis *Anders.*
Favolus europaeus *Fr.* | Sisyrinchium arenicola *Bickn.*
Gyrostachya ochroleuca *Rydb.* | Stachys sieboldi *Miq.*
Hebeloma illicitum *Pk.* | Steironema lanceolatum (*Walt.*)
Hieracium marianum *Willd.* | Thymus serpyllum *L.*
Hypomyces lactifluorum *Schw.* | Trametes rubescens *Fr.*
Monarda punctata *L.* | Tremella fuciformis *Berk.*
Nabalus altissimus (*L.*) *Hook.* | Tricholoma personatum *Fr.*
Polyporus elegans *Fr.* | Urnula craterium (*Schw.*) *Fr.*
P. pallidus *S. & K.* | Vicia angustifolia *Roth*

G. D. Cornell, Cooper's Plains

Panax quinquefolium *L.*

S. Davis, Boston Mass.

Agaricus comtulus *Fr.* | Pholiota togularis (*Bull.*) *Fr.*
Clitocybe brumalis *Fr.* | Tricholoma pallidum *Pk.*
Hypholoma incertum *Pk.* | T. terr. fragrans *Pk.*

F. Dobbin, Shushan

Convolvulus repens *L.* | Stemonitis fusca *Roth*
C. spithamaeus *L.*

C. E. Fairman, Lyndonville

Armillaria nardosmia *Ellis* | Hydnum spongiosipes *Pk.*
Clitocybe eccentrica *Pk.* | Russula crustosa *Pk.*

F. E. Fenno, Nichols

| | |
|---------------------------------|------------------------------------|
| Crataegus tomentosa L. | Polygonum lapathifolium L. |
| Juncus acuminatus Mx. | Roripa sylvestris (L.) Bess. |
| J. balticus Willd. | Rosa setigera Mx. |
| J. brachycephalus (Engelm.) | Rynchospora alba (L.) Vahl. |
| J. marginatus Rostk. | R. capillacea Torr. |
| Lobelia kalmii L. | Scirpus pedicellatus Fern. |
| Panicum xanthophysum Gray | Silene vulgaris (Moench) Garcke |
| Parnassia caroliniana Mx. | Smilax hispida Muhl. |
| Polygala viridescens L. | Solidago uniligulata (D C.) Porter |

G. B. Fessenden, Boston Mass.

Lactarius regalis Pk.

B. D. Gilbert, Clayville

| | | |
|----------------------|--|----------------------------|
| Bryum pendulum Schp. | | Camptothecium nitens Schp. |
|----------------------|--|----------------------------|

N. M. Glatfelter, St Louis Mo.

| | | |
|---------------------------|--|-----------------------|
| Gyromitra brunnea Underw. | | Panus meruliiceps Pk. |
|---------------------------|--|-----------------------|

C. C. Hanmer, East Hartford Ct.

Guepinia spathularia Schw.

J. V. Haberer, Utica

| | |
|--------------------------------------|-------------------------------------|
| Achroanthes monophylla (L.) Greene | Geranium bicknellii Britton |
| A. unifolia (Mx.) Raf. | Gyrostachys cernua (L.) |
| Adopogon carolinianum Britton | G. ochroleuca Rydb. |
| Alsine borealis (Bigel.) Britton | G. plantaginea (Raf.) |
| Arenaria leptocladus Guss. | G. praecox (Walt.) Kuntze |
| A. serpyllifolia L. | G. stricta Rydb. |
| Antennaria canadensis Greene | Lactuca virosa L. |
| A. fallax Greene | Leptorchis loeselii (L.) MacM. |
| A. neglecta Greene | Limnorchis dil. linearifolia Rydb. |
| A. parlinii Fern. | Lycopodium tristachyum Pursh |
| A. petaloides Fern. | Lysimachia terrestris (L.) B. S. P. |
| A. plantaginea B. Br. | Myriophyllum verticillatum L. |
| Artemisia stelleriana Bess. | Naias flexilis (Willd.) R. & S. |
| Asclepias tuberosa L. | Oxalis corniculata L. |
| Bartonia virginica (L.) B. S. P. | Peramium pubescens (Willd.) |
| Blephariglottis grandiflora (Bigel.) | Polygonella articulata (L.) |
| Botrychium dissectum Spreng. | Rhamnus cathartica L. |
| B. obliquum Muhl. | Rumex acetosa L. |
| B. obliquum elongatum | Scrophularia marylandica L. |
| G. & H. | Selaginella apus Spring |
| B. obliquum habereri Gilb. | Silene antirrhina L. |
| B. obliquum oneidense | Sorbus aucuparia L. |
| Clute | Specularia perfoliata (L.) D C. |
| B. simplex Hitch. | Stachys palustris L. |
| B. tenebrosum Eaton | S. aspera Mx. |
| Callitriche heterophylla Pursh | Teucrium boreale Bickn. |
| Ceanothus americanus L. | Valeriana uliginosa Rydb. |
| Fragaria vesca L. | Verbascum lychnidis L. |
| Galium mollugo L. | Xyris montana Ries |

W. Herriot, Galt Ont.

Carex lupuliformis Sart.
Leontodon hispidus L.

Linaria minor Desf.

H. H. Hindshaw, Albany

Anthoceros laevis L.

Bulgaria inquinans Fr.

E. A. Lehman, Winston-Salem N. C.

Merulius lacrymans (Jacq.) Fr.

R. B. Mackintosh, Peabody Mass.

Boletus parasiticus Bull.
 B. *rubropunctus* Pk.
Hydnum fennicum Karst.

Hydnum vellereum Pk.
Lepiota rhacodes (Vitt.) Fr.

J. Macoun, Ottawa Can.

Amblystegium fluviatile B. & S.
 A. *subcompactum* C. M. & K.
Andraea petrophila Ehrh.
Aneura latifrons Lindb.
 A. *pinguis* Dumort.
Anthoceros laevis L.
Aulacomnion palustre (L.) Schwaegr.
 A. *palustre imbricatum* B. & S.
 A. *palustre subimbricatum* Kindb.
 A. *turgidum* (Wahl.)
Barbula circinnatula C. M. & K.
 B. *convoluta* Hedw.
Bazzania trilobata (L.) S. F. Gray
Biatora uliginosa (Schrad.) Fr.
Blepharostoma setiforme (Ehrh.)
 B. *trichophyllum* (L.)
Brachythecium glareosum Bruch
 B. *salebrosum* B. & S.
Bryum arcticum B. & S.
 B. *auromontanum* Kindb.
 B. *caespiticium* L.
 B. *capillare* L.
 B. *cirrhatum* H. & H.
 B. *cyclophyllum* B. & S.
 B. *dawsoniense* Will.
 B. *duvalii* Voit
 B. *ery. gaspeanum* Kindb.
 B. *haematophyllum* Kindb.
 B. *intermedium* Brid.
 B. *klondikense* Kindb.
 B. *micans* Limpr.
 B. *mucronigerum* Philib.

Bryum pseudotriquetrum Schwaegr.
Calliargon cordifolium Hedw.
 C. *giganteum* Schp.
 C. *stramineum* Dicks.
 C. *subgiganteum* Kindb.
Camptothecium nitens Schreb.
 C. *nitens microthecium* Kindb.
Campylium stellatum Schreb.
Catascopium nigratum Brid.
Cephalozia bicuspidata (L.)
 C. *leucantha* Spruce
 C. *media* Lindb.
 C. *pleniceps* (Aust.)
Ceratodon columbiae Kindb.
Chiloscyphus polyanthos Cd.
Climacium dendroides W. & M.
Corticium canadense Burt
 C. *calc. glebulosum* Fr.
 C. *croceum* (Kunze)
 C. *crustaceum* Karst.
 C. *effuscatum* C. & E.
 C. *galactinum* (Fr.) Burt
 C. *greschikii* Bres.
 C. *piniculum* Tul.
Cynodontium strumiferum Ehrh.
 C. *torquescens* (Bruch)
 C. *wahlenbergii* (Brid.)
Dicranella crispa Schp.
 D. *secunda* (Sw.) Lindb.
Dicranum bergeri Bland.
 D. *bergeri brevifolium* Lindb.
 D. *bergeri rupincola* Kindb.
 D. *elongatum* Schwaegr.

- Dicranum elongatum attenuatum*
Kindb.
 D. elongatum subfragilifolium *K.*
 D. fragilifolium *Lindb.*
 D. fuscescens *Turn.*
 D. leioneuron *Kindb.*
 D. muehlenbeckii *B. & S.*
 D. schisti *Lindb.*
 D. spadiceum *Zett*
 D. sphagni *Wahl.*
 D. subpalustre *C. M. & K.*
 D. sulcatum *Kindb.*
Didymodon baden-powellii *Kindb.*
Diplophylleia albicans (*L.*) *Trev.*
 D. taxifolia (*Wahl.*) *Trev.*
Distichum capillaceum *B. & S.*
Ditrichum flex. densum *Kindb.*
 D. inclinatum *Ehrh.*
 D. macouni *C. M. & K.*
 D. pallidum *Hampe*
Eurhynchium edentulum *Kindb.*
 E. strigosum (*Hoffm.*)
 E. strigosum praecox *Hedw.*
 E. strigosum robustum *Kindb.*
Fissidens grandifrons *Brid.*
 F. osmundoides (*Sw.*)
Fontinalis hypnoides *Hartm.*
 F. novae-angliae *Sulliv.*
 F. squamosa *L.*
Fossombronina foveolata *Lindb.*
Frullania eboracensis *Gotts.*
Grandinia papillata *B. & C.*
Gymnomitrium coralloides *Nees*
Hymenochaete corrugata *Fr.*
Hypnum aduncum *L.*
 H. amblyphyllum *Will.*
 H. cupressiforme *L.*
 H. exannulatum *Guemb.*
 H. fluitans *L.*
 H. kneiffia *B. & S.*
 H. molluscoides *Kindb.*
 H. plumiferum *Mitt.*
 H. revolvens *Swartz*
 H. rugosum *L.*
 H. schreberi *Willd.*
 H. subimponens *Lesq.*
 H. uncinatum *Hedw.*
Isothecium myosuroides (*L.*) *Brid.*
Kantia trichomanes (*L.*) *S. F. Gray*
Lecanora elatina *Ach.*
 L. elatina ochrophaea *Tuckerm.*
 L. pallescens (*L.*) *Schaer.*
Leptobryum pyriforme (*L.*) *Schp.*
Lophocolea foveolata *Lindb.*
 L. minor *Nees*
Lophozia barbata (*Schreb.*)
 L. floerkii (*W. & M.*)
 L. inflata (*Huds.*)
 L. kunzeana *Hueben.*
 L. lyoni *Tayl.*
 L. minuta *Crantz*
 L. rutheana *Limpr.*
 L. saxicola (*Schrad.*)
 L. ventricosa (*Dicks.*)
Meesia albertini *B. & S.*
 M. trichodes (*L.*) *Spruce*
 M. uliginosa *Hedw.*
Merulius bellus *B. & C.*
Mnium blyttii *B. & S.*
 M. hymenophyllum *Bry. Eur.*
 M. macouni *Kindb.*
 M. macrophyllum *Kindb.*
 M. medium *B. & S.*
 M. pseudocycloporioides *C. M. & K.*
 M. rugicum *Laur.*
 M. subglobosum *B. & S.*
Myurella apiculata *B. & S.*
 M. julacea *B. & S.*
Odontoschisma macouni *Aust.*
Orthotrichum anomalum *Hedw.*
 O. porteri *Aust.*
 O. schimperii *Hamm.*
Pallavicinia lyellii (*Hook.*)
Paludella squarrosa (*L.*) *Brid.*
Peniophora cinerea (*Fr.*)
Phascum cuspidatum *Schreb.*
Philonotis aciculare-pungens *C. M. & K.*
 P. alpicola *Jurat.*
 P. font.microthamniae *Kindb.*
 P. trichophorum (*Spruce*)
Polytrichum hyperboreum *R. Br.*
 P. juniperinum *Willd.*
 P. juniperinum alpinum *Kindb.*
 P. piliferum *Schreb.*

| | |
|--|---------------------------------------|
| Polytrichum strictum <i>Banks</i> | Sphagnum girgensohni <i>Russ.</i> |
| Porella pinnata <i>L.</i> | S. medium <i>Limpr.</i> |
| Pseudoleskea malacoclada <i>C. M. & K.</i> | Stereum sulcatum <i>Burt</i> |
| Psilopilum glabratum <i>Lindb.</i> | S. tuberculosum <i>Fr.</i> |
| Ptilidium ciliare (<i>L.</i>) <i>Nees</i> | Thuidium abietinum <i>B. & S.</i> |
| Saxicola lophozoides <i>Evans</i> | Thuidium philiberti <i>Limpr.</i> |
| Scouleria muelleri <i>Kindb.</i> | Webera albicans <i>Schp.</i> |
| Sebacina calcea (<i>Pers.</i>) <i>Bres.</i> | W. annotinum <i>Schwaegr.</i> |
| Sphagnum acutifolium <i>R. & W.</i> | W. cruda <i>Schp.</i> |
| | W. nutans <i>Hedw.</i> |

C. McIlvaine, Cambridge Md.

| | |
|------------------------------|-------------------------------|
| Lentinus vulpinus <i>Fr.</i> | Simblum rubescens <i>Ger.</i> |
|------------------------------|-------------------------------|

F. H. Mickleborough, BrooklynHypomyces inaequalis *Pk.***G. E. Morris, Waltham Mass.**

| | |
|-----------------------------------|---------------------------------|
| Agaricus micromegethus <i>Pk.</i> | Cortinarius morrisii <i>Pk.</i> |
| Boletinus grisellus <i>Pk.</i> | Hydnum adustum <i>Schw.</i> |

C. H. Prescott, Albany

| | |
|---------------------------------|--------------------------------|
| Boletus clintonianus <i>Pk.</i> | Boletus laricinus <i>Berk.</i> |
|---------------------------------|--------------------------------|

C. S. Sargent, Jamaica Plain Mass.

| | |
|---------------------------------|-----------------------------------|
| Crataegus acclivis <i>Sarg.</i> | Crataegus leiophylla <i>Sarg.</i> |
| C. baxteri <i>Sarg.</i> | C. lennoniana <i>Sarg.</i> |
| C. beata <i>Sarg.</i> | C. holmesiana <i>Ashe</i> |
| C. benigna <i>Sarg.</i> | C. macauleyae <i>Sarg.</i> |
| C. colorata <i>Sarg.</i> | C. maineana <i>Sarg.</i> |
| C. compta <i>Sarg.</i> | C. matura <i>Sarg.</i> |
| C. conjuncta <i>Sarg.</i> | C. ornata <i>Sarg.</i> |
| C. cupulifera <i>Sarg.</i> | C. opulens <i>Sarg.</i> |
| C. deweyana <i>Sarg.</i> | C. parviflora <i>Sarg.</i> |
| C. diffusa <i>Sarg.</i> | C. pastorum <i>Sarg.</i> |
| C. dunbari <i>Sarg.</i> | C. pedicellata <i>Sarg.</i> |
| C. durobriensis <i>Sarg.</i> | C. persimilis <i>Sarg.</i> |
| C. ellwangeriana <i>Sarg.</i> | C. pringlei <i>Sarg.</i> |
| C. ferentaria <i>Sarg.</i> | C. rubicunda <i>Sarg.</i> |
| C. forbesiae <i>Sarg.</i> | C. spissiflora <i>Sarg.</i> |
| C. formosa <i>Sarg.</i> | C. streeterae <i>Sarg.</i> |
| C. fucosa <i>Sarg.</i> | C. succulenta <i>Lk.</i> |
| C. gemmosa <i>Sarg.</i> | C. tenuiloba <i>Sarg.</i> |
| C. glaucophylla <i>Sarg.</i> | C. thayeri <i>Sarg.</i> |
| C. laneyi <i>Sarg.</i> | C. verecunda <i>Sarg.</i> |

E. B. Sterling, Trenton N. J.

| | |
|---------------------------------|-------------------------------|
| Cyclomyces greenei <i>Berk.</i> | Lactarius corrugis <i>Pk.</i> |
|---------------------------------|-------------------------------|

F. C. Stewart, Geneva

| | |
|---|--|
| Ccleosporium senecionis (<i>Pers.</i>) <i>Fr.</i> | Fusarium aquaeductuum <i>R. & R.</i> |
|---|--|

D. R. Sumstine, Kittanning Pa.

Grifola sumstinei *Murrill*
Hydnum earleanum *Sumst.*

Pholiota luteofolia *Pk.*
Pleurotus umbonatus *Pk.*

C. Thom, Storrs Ct.

Craterellus taxophilus *Thom*

C. Thal, Milwaukee Wis.

Cortinarius heliotropicus *Pk.*

H. L. Ward, Milwaukee Wis.

Lepiota acutesquamosa *Weinm.*

J. E. Weaver, Rochester

Lentinus lepideus *Fr.*

D. O. Wickham, Hotel Champlain

Clavaria pistillaris *L.*

Clitocybe multiceps *Pk.*
Geaster minimus *Schw.*

D. B. Young, Albany

Morchella deliciosa *Fr.*

SPECIES NOT BEFORE REPORTED

***Amanita crenulata* Pk.**

Among fallen leaves in woods. Port Jefferson. August. In our specimens the pileus is more yellow and its margin more distinctly striate than in the type specimens. The mealiness at the top of the stem and the flocculent edge of the lamellae in some of the specimens are also yellowish.

***Amanita lignophila* Atk. ined.**

Decaying wood in woods beyond Forest Home near Ithaca. G F Atkinson. A rare species similar in size and shape to *Amanita mappa* but separable from it by the grayish brown color of the pileus, the solid stem and the thicker membrane of its volva. The spores are globose, granular within and .0003-.0004 of an inch in diameter.

***Amanita radicata* Pk.**

Sandy soil in woods and open places. Port Jefferson, Suffolk co. August. In our specimens the warts of the pileus are smaller than in the typical form.

***Arenaria leptoclados* Guss.**

Wet rocky places near Little Falls. October. J. V. Haberer. This is *A. serpyllifolia* var. *tenuior* Koch of *Synoptical Flora of North America*, fasc. 2 p. 239. Introduced.

Arisaema stewardsoni Britton

Moist rich soil in woods. Lake Bonaparte. June. Similar to *A. triphyllum* in size and general appearance, but easily separated from it by the white spadix and spathe. Forms having a pale but striped spathe sometimes occur and appear to be intermediate between the two species.

Boletus atkinsoni n. sp.

PLATE R, FIG. I-5

Pileus fleshy, convex or nearly plane, dry, grayish brown or yellowish brown, sometimes minutely rimosely squamulose, flesh white, taste mild; tubes convex, plane or slightly concave in the mass, adnate or slightly depressed around the stem, 3-4 lines long, the mouths minute, at first whitish and stuffed, soon open and yellow or subochraceous; stem stout, equal or slightly thickened at one or both ends, solid, reticulated wholly or at the top only with fine anastomosing brownish lines, pallid; spores fusiform or oblong, .0004-.0005 of an inch long, .00016-.0002 broad.

Pileus 3-4 inches broad; stem 2-4 inches long, 6-12 lines thick.

Woods. Port Jefferson. August. The species belongs to the section *Edules*. The reticulations of the stem are so delicate that they sometimes nearly disappear in drying.

Boletus laricinus Berk.

Under larch trees, *Larix decidua* Mill. Washington park, Albany. October. C. H. Prescott. Edible.

Boletus nobilis n. sp.

Woods. Port Jefferson. August. Edible. For description of the species see article on edible fungi.

Boletus rugosiceps n. sp.

PLATE Q, FIG. 6-10

Pileus firm, fleshy, very convex or hemispheric, becoming broadly convex, dry, rugosely pitted, ochraceous, sometimes tinged with red or orange, occasionally rimose areolate, the thin margin often extending slightly beyond the tubes, flesh white or whitish; tubes at first closed, depressed around the stem, their mouths yellow, becoming darker with age, minute, round; stem firm, subequal, solid, with elevated longitudinal lines or ridges, dotted with numerous brownish or yellowish points, pallid, often narrowed at the base; spores oblong fusiform, .0006-.0008 of an inch long, .0002-.00024 broad.

Pileus 1-3 inches broad; stem 3-4 inches long, 6-8 lines thick.

Woods. Port Jefferson. August. This species grows with *B. rubropunctus*, from which it is easily separated by its dry pileus, smaller tubes and stouter stem. This is large in proportion to the size of the pileus. In both the scabrously dotted stem is suggestive of *Boletus scaber*, but both are separable from that species by the yellow color of the tubes and the different dots of the stem.

Botrychium tenebrosum A. A. Eaton

Deerfield, Oneida co. July. J. V. Haberer. This is one of the smallest of the grape ferns.

Bryum pendulum Schp.

Clayville, Oneida co. B. D. Gilbert.

Cladonia verticillata Hoffm.

Adirondack mountains. Formerly considered a variety of *C. gracilis*, but now deemed worthy of specific distinction.

Clavaria botrytoides n. sp.

Ground in woods. Port Jefferson. August. Edible. For description of the species see the article on edible fungi.

Clavaria xanthosperma n. sp.

Stem very short, firm, solid, divided into numerous branches, white, sometimes becoming red where wounded, ultimate branches short, blunt or obtusely dentate at the apex, the axils rounded, the whole plant white, becoming yellowish or cream-colored with age; spores pale yellow, oblong, .0005-.0006 of an inch long, .00016-.0002 broad, slightly and obliquely pointed at one end.

Woods. Smithtown, Suffolk co. August.

It forms tufts about 2 inches high.

Collybia amabilipes Pk.

Dead trunks. Near Ithaca. June. G. F. Atkinson. Readily distinguished by its tawny, velvety stem.

Convolvulus repens L.

Shushan, Washington co. August. F. Dobbin. This species may be distinguished from *C. spithameus* by its long trailing or twining stems and by the rounded basal lobes of its leaves.

Cortinarius heliotropicus n. sp.

PLATE P, FIG. 1-7

Pileus thin, broadly campanulate, convex or nearly plane, fibrillose, viscid, heliotrope purple, generally spotted or variegated by yellowish white spots, flesh whitish, taste mild or slightly and tardily acrid, odor slight, resembling that of radishes; lamellae narrow, thin, close, rounded behind, adnexed, concolorous with the pileus when young, cinnamon when mature; stem firm, solid, or spongy within, usually slightly thickened at the base, silky fibrillose, viscid, whitish, spotted with purple or colored like the pileus, white within, spores elliptic, .0004-.0005 of an inch long, .0002-.00024 broad.

Pileus 1-2.5 inches broad; stem 1.5-3 inches long, 2-4 lines thick.

Woods. Smithtown. August. This is one of the most beautiful species of *Cortinarius*. It belongs to the section *Myxaciium*.

In some specimens the spots on the pileus are large or confluent, in others they are almost or entirely absent, but usually they are small and distinct. The purple color of the lamellae is persistent for some time. In large specimens the margin is sometimes adorned by fibrillose scales of the veil.

Craterellus taxophilus Thom

Decaying vegetable matter under branches of ground hemlock, *Taxus canadensis*. Ithaca. October. C. Thom.

Crataegus persimilis Sarg.

Near Eastern avenue continued, Rochester. This species is allied to *C. crus-galli* from which it may be separated by its smaller flowers, more numerous stamens, more highly colored fruit and more conspicuously glandular serrate calyx lobes.

Crataegus beata Sarg.

Near the roundhouse of the Pennsylvania Railroad, Rochester. Also reported from several other places in and near Rochester. The 20 stamens with dark maroon colored anthers constitute a peculiar character of this species. It and the seven following species belong to the section *Pruinosae*. In all of them the fully grown but unripe fruit is more or less pruinose.

Crataegus lennoniana Sarg.

Seneca park, Rochester. Reported from Adams Basin, Monroe co., and Murray, Orleans co., by M. S. Baxter and from Buffalo by

J. Dunbar. In this and the preceding species the flowers have 20 stamens with red anthers and the fruit is longer than broad.

***Crataegus leiophylla* Sarg.**

Seneca park, Rochester. This thorn takes its specific name from the smoothness of its leaves. Its flowers have 20 stamens but the anthers are pale yellow. Its fruit remains green and pruinose late in the season, ripening in November.

***Crataegus formosa* Sarg.**

Seneca park, Rochester. It has been reported from Buffalo by Mr Dunbar. Its stamens are 20 and the anthers pale yellow. Its fruit also is longer than broad. The tips of the calyx lobes are often deciduous from the ripe fruit.

***Crataegus compta* Sarg.**

Seneca park and Genesee Valley park, Rochester. It has also been found at Rush, Monroe co. and Avon, Livingston co. by Mr Baxter and at Buffalo by Mr Dunbar. Its stamens are 10 and the fruit is generally longer than broad, and is often somewhat pointed at the base. It is peculiar in having a bitter taste. The mature leaves are dark bluish green on the upper surface.

***Crataegus diffusa* Sarg.**

Seneca park, Rochester. Niagara Falls. C. S. Sargent. A shrub with numerous stems and widespreading branches. Its 10 stamens with purple anthers constitute one of its peculiar features. On vigorous young shoots the leaves are sometimes as broad as they are long and they have petioles shorter than those of the leaves on lateral or fertile branches. The fruit is similar in size and shape to that of *C. compta*.

***Crataegus opulens* Sarg.**

Eastern bank of the Genesee river in the northern part of Rochester. The opulent thorn is a rare but well marked species. In the leaves of young and vigorous shoots the basal pair of lobes is enlarged and distinctly separated from the pair above by deep clefts in the margins of the leaf. This gives a three lobed appearance to the leaf. Sometimes the basal lobes are themselves slightly lobed. The fruit is either globose or depressed globose.

***Crataegus maineana* Sarg.**

West side of Seneca park, Rochester. Near Portage, Livingston co. Also found at Adams Basin by Mr Baxter and at Buffalo by

Mr Dunbar. The late ripening globose fruit and the bronze red autumnal foliage are noticeable characters of this species. It has 10 stamens with purple anthers as in *C. diffusa*, but in its almost deltoid or triangular leaves and its nearly entire calyx lobes it is quite distinct from it.

***Crataegus baxteri* Sarg.**

Seneca park, Rochester. It has also been found at Honeoye lake by Mr Baxter and at Chapinville, Ontario co. by Professor Sargent. It and the next following species belong to the section *Intricatae*.

***Crataegus verecunda* Sarg.**

Seneca park, Rochester. This is at present the only known locality of this very rare thorn. It is a smaller shrub than the Baxter thorn and its smaller fruit is longer than broad. The fruit of *C. baxteri* is nearly or quite globose and ripens later.

***Crataegus fulleriana* Sarg.**

In the northern part of Rochester on the east bank of Genesee river. It has been found at Rush and Rochester Junction, Monroe co., by Messrs Baxter and Dunbar. This and the two following species belong to the section *Molles*. The Fuller thorn is a fine and an attractive species. Its flowers have 20 stamens and its large scarlet hairy but shining fruit is longer than broad. It may be either rounded or pointed at the base and is crowned by the long, very narrow and persistent calyx lobes which constitute a peculiar feature of the species.

***Crataegus ellwangeriana* Sarg.**

Rochester and near Portage, Livingston co. The Ellwanger thorn becomes a tree of considerable size. It differs from the Fuller thorn in having only 8-10 stamens in its flowers, in its shorter, stouter spines, shorter pedicels and broader calyx lobes.

***Crataegus spissiflora* Sarg.**

Genesee Valley park, Rochester. Between North Albany and Menands, east of Troy road. The peculiar character of this species and one suggestive of the specific name is its small compact clusters of flowers. Much of the hairiness of its inflorescence and early foliage disappears with age. Its fruit is generally a little longer than broad. It is glabrous when ripe and of a bright scarlet color, beautiful to behold.

***Crataegus durobrivensis* Sarg.**

Banks of the Genesee river in the northern part of Rochester. Near North Albany. It has also been found at Niagara Falls by C. S. Sargent and at Buffalo by J. Dunbar. The Rochester thorn has flowers with 20 stamens, rose-red anthers and 4-5 styles. The calyx lobes are slightly hairy inside, the fruit is globose or nearly so and is said to persist on the branches till midwinter. The species has been placed by Professor Sargent in the section Dilatatae, though somewhat aberrant in its characters. In our synopsis of the species we have placed it temporarily in the section Lobulatae, from which it diverges in its more numerous stamens.

***Crataegus acclivis* Sarg.**

Steep banks of the Genesee river in the northern part of Rochester. It has also been found at Rush by M. S. Baxter and at Niagara Falls by C. S. Sargent. It is a large fine species easily recognized by its nearly erect branches and its large bright red fruit which is generally a little longer than broad. It sometimes retains, when ripe, some of the hairiness which is so noticeable on the calyx at flowering time. A peculiar feature of the species consists of the broad, lunate, coarsely serrate and persistent stipules which are found on young and vigorous shoots. The lowest pair of lobes on some of the large leaves of these shoots is larger than the others. The flowers have 5-7 stamens with pink anthers. This and the next following species belong to the section Lobulatae.

***Crataegus pedicellata* Sarg.**

Rochester. The pedicellate thorn is a large, handsome and attractive species scarcely less beautiful in fruit than in flower. The fruit is either oblong or pyriform and of a bright scarlet color. It is crowned by the generally persistent, erect or incurved, glandular serrate calyx lobes. Its 10 stamens have rose-red anthers.

The 10 following species belong to the section Tenuifoliae.

***Crataegus parviflora* Sarg.**

Seneca park, Rochester. It has also been found at Rush by M. S. Baxter. It may be recognized when in bloom by its loose clusters of small flowers supported on long, branched, slender peduncles. The stamens are 5-6, the anthers pink and the styles 2-3.

***Crataegus streeterae* Sarg.**

Genesee Valley park, Rochester. A peculiar feature of this species is the long acuminate point of its leaves. The blades of

some of the leaves of vigorous young shoots are more or less wrinkled. The stamens are 7-10, the anthers rose-red and the styles 3-4.

***Crataegus glaucophylla* Sarg.**

Seneca park and Genesee Valley park, Rochester. Westport, Essex co. In the typical form of this species the leaves at flowering time have a glaucous bloom on the upper surface and are pale and glaucous beneath. This glaucous bloom is sometimes wanting. The stamens vary from 5-10 and the anthers are rosy red. On vigorous shoots the leaves are sometimes slightly cordate. The fruit is longer than broad, bright red or scarlet and sometimes hangs on the branches long after the leaves have fallen.

***Crataegus ornata* Sarg.**

Genesee Valley park, Rochester. Found also at La Salle, Niagara co., by J. Dunbar. On fertile branches the leaves are often oblong ovate but on vigorous young shoots they are broadly ovate. The stamens are 10, the anthers rose-red and the styles 2-3. The fruit hangs in drooping clusters, is of a bright scarlet color and quite ornamental.

***Crataegus rubicunda* Sarg.**

Genesee Valley park, Rochester. It has been found at Buffalo by J. Dunbar. It closely resembles the preceding species, from which it differs in the slight hairiness of the calyx and pedicels, in the red flesh of the fruit and in the yellowish green color of the foliage.

***Crataegus tenuiloba* Sarg.**

River bank south of Rochester. The thin lobed thorn has ovate or broadly ovate leaves and is similar in its general characters to the two preceding species but it differs from them in having smaller, fewer flowered clusters and in its bright scarlet fruit which is gradually narrowed toward the base.

***Crataegus colorata* Sarg.**

Genesee Valley park, Rochester. It has also been found at Murray, Orleans co. by M. S. Baxter and at Buffalo by J. Dunbar. It differs from the five preceding species in having its ripe fruit crimson instead of scarlet. Its stamens are 10, anthers rose-red and styles 3-4. Its branches bear numerous spines which are slender or stout, straight or curved.

Crataegus beckwithae Sarg.

Genesee Valley park, west side of the river, Rochester. The Beckwith thorn differs from all the preceding species of this section in its globose fruit, It is sometimes full and rounded at the base and sometimes pointed. It is dark crimson when ripe and its flesh is tinged with red. The calyx lobes at flowering time are marked on the inside toward the tips with minute white dots. This peculiar character is present in all our flowering specimens. The leaves are broadly ovate or almost triangular. On vigorous young shoots some of them are slightly cordate.

Crataegus dunbari Sarg.

East bank of the Genesee river in the northern part of Rochester. It has also been found at Adams Basin by M. S. Baxter and in Delaware park, Buffalo by J. Dunbar. The Dunbar thorn differs decidedly from all the preceding species of this section in its leaves which are oval or suborbicular and become much thicker and firmer with age. The fruit is globose or subglobose and crimson when ripe. The stamens are 10, anthers red, styles 3-4.

Crataegus benigna Sarg.

Genesee Valley park, Rochester. The benignant thorn is unlike any of the previously recorded species of this section in having 15-20 stamens. The anthers are red and the fruit, which is longer than broad, is scarlet. The leaves are often truncate or slightly cordate at the base, specially on leading vigorous shoots.

Crataegus cupulifera Sarg.

Seneca park, west side, Rochester. It has also been found at Rush and Honeoye lake by M. S. Baxter, and at Buffalo by J. Dunbar. The cup-bearing thorn has the flowers cup-shaped. The stamens are 10, the anthers pink, the styles 3-4 and the calyx lobes hairy inside. The fruit is globose or nearly so and is scarlet when ripe.

Crataegus macauleyae Sarg.

Genesee Valley park, Rochester. The Macauley thorn may readily be distinguished from the preceding one by its 20 stamens with pale yellow anthers. It has 4-5 styles and its ripe fruit is crimson and has a more prominent calyx rim. The fruit in both is nearly alike in size and shape. Both species belong to the section Coccineae.

Crataegus gemmosa Sarg.

Genesee Valley park, Rochester. In this species the leaves are oval or occasionally rhomboidal or obovate. The stamens are 20,

anthers rose-red and styles 2-3. The ripe fruit is scarlet, a little longer than broad and crowned with a calyx rim. The calyx lobes are hairy inside, reflexed and fringed on the margin with long stipitate glands.

***Crataegus deweyana* Sarg.**

Hagaman swamp near Rochester. It has also been found at Rush by M. S. Baxter. In the Dewey thorn the leaves are ovate or broadly ovate and sharp pointed or acuminate. The stamens are 7-10, the anthers dark rose-red and the styles 2-3. The ripe fruit is scarlet, globose or subglobose and destitute of a calyx rim. The calyx lobes are not strongly or conspicuously glandular serrate.

***Crataegus ferentaria* Sarg.**

Near the roundhouse of the Pennsylvania Railroad, Rochester. The light armed thorn has oval or rhomboidal leaves acute at the apex and rounded or broadly cuneate at the base. The petioles are generally less than half an inch long and they often become red toward the end of the season. The stamens are 10, anthers pale yellow, styles two and calyx lobes distinctly glandular serrate. The ripe fruit is crimson, globose or subglobose and destitute of a prominent calyx rim. The ventral cavities of the nutlets are deep and sometimes crowd upon or cut through the lateral walls.

***Crataegus laneyi* Sarg.**

Genesee Valley park, Rochester. The Laney thorn may be distinguished from the three preceding species by its having 10-15 stamens, pale yellow anthers, 2-4 styles and a villose inflorescence. It and the other three species mentioned belong to the section *Tomentosae*.

***Crataegus tatnalliana* Sarg.**

North and west of North Albany. In this plant the fruit is globose or oval, and the leaves are often more or less twisted or contorted on the margin, as if there was an excessive development of tissue in that part of the blade. In the leaves of *C. pringlei* the reverse condition appears to prevail. The margin of the leaf is decurved, apparently because of a deficient development of the marginal tissue or an excessive development of the central portion of the leaf. This makes the leaf convex above, concave beneath.

***Crataegus hudsonica* Sarg.**

Tivoli hollow between Albany and West Albany. This species is closely related to *C. suborbiculata* Sarg. and like that species it has suborbicular leaves. It differs from it in having the

leaf lobes more sharp pointed, in having fewer styles and nutlets and in its globose mostly drooping and uniformly red fruit. Its styles and nutlets are generally 3. Its flowers open about May 20 and its fruit is ripe about the middle of October.

Of the 35 species of *Crataegus* here recorded, specimens of 33 were collected in and near Rochester. In order to indicate more clearly the distinguishing features of the Rochester species, some of which resemble each other very closely, the following synoptic tables of the sections and species have been prepared. The table of the sections is intended to include only the Rochester species. A few species found in and about Rochester but not recorded in the preceding pages, they having been previously reported, have been included in the table of species. They are *Crataegus crus-galli*, *C. punctata*, *C. pringlei*, *C. holmesiana*, *C. matura*, *C. macracantha*, *C. succulenta* and *C. tomentosa*.

Synopsis of the sections

| | | |
|---|---|-------------|
| | Nutlets with the ventral faces excavated..... | Tomentosae |
| | Nutlets with the ventral faces not excavated..... | 1 |
| 1 | Leaves gradually narrowed to a short petiole..... | 2 |
| 1 | Leaves not having this character..... | 3 |
| | 2 Upper surface of the leaves shining..... | Crus-galli |
| | 2 Upper surface of the leaves not shining..... | Punctatae |
| 3 | Fruit large, more than 6 lines long..... | 4 |
| 3 | Fruit medium or small, 6 lines long or less..... | 5 |
| | 4 Flower clusters hairy, ripe fruit more or less hairy except in <i>C. spissiflora</i> | Molles |
| | 4 Flower clusters hairy or glabrous, ripe fruit glabrous except in <i>C. acclivis</i> | Lobulatae |
| 5 | Fruit distinctly pruinose before ripening..... | Pruinosae |
| 5 | Fruit not distinctly pruinose before ripening..... | 6 |
| | 6 Leaves thin, glabrous except when young..... | Tenuifoliae |
| | 6 Leaves becoming thick or subcoriaceous with age..... | 7 |
| 7 | Fruit falling while yet hard..... | Intricatae |
| 7 | Fruit becoming soft before falling..... | Coccineae |

Synopsis of the species

| | | |
|---------------|------------|----------------------|
| | CRUS-GALLI | |
| Stamens 10 | | <i>C. crus-galli</i> |
| Stamens 10-20 | | <i>C. persimilis</i> |
| | PUNCTATAE | |
| Stamens 20 | | <i>C. punctata</i> |

MOLLES

| | | |
|------------------------------------|-------------------------|---|
| Stamens 15-20 | <i>C. fulleriana</i> | |
| Stamens 8-10 | | 1 |
| 1 Ripe fruit hairy | | 2 |
| 1 Ripe fruit glabrous | <i>C. spissiflora</i> | |
| 2 Some of the mature leaves convex | <i>C. pringlei</i> | |
| 2 None of the mature leaves convex | <i>C. ellwangeriana</i> | |

LOBULATAE

| | | |
|------------------|-------------------------|---|
| Stamens 20 | <i>C. durobrivensis</i> | |
| Stamens 10 | <i>C. pedicellata</i> | |
| Stamens 5-8 | | 3 |
| 3 Fruit hairy | <i>C. acclivis</i> | |
| 3 Fruit glabrous | <i>C. holmesiana</i> | |

PRUINOSAE

| | | |
|--|----------------------|---|
| Stamens 15-20, anthers red or maroon | | 4 |
| Stamens 15-20, anthers pale yellow or whitish | | 5 |
| Stamens 7-10 | | 6 |
| 4 Anthers dark maroon color | <i>C. beata</i> | |
| 4 Anthers red | <i>C. lennoniana</i> | |
| 5 Fruit ripe in November, calyx rim prominent | <i>C. leiophylla</i> | |
| 5 Fruit ripe in October, calyx rim absent | <i>C. formosa</i> | |
| 6 Fruit longer than broad | | 7 |
| 6 Fruit not longer than broad | | 8 |
| 7 Fruit bitter, anthers red | <i>C. compta</i> | |
| 7 Fruit sweet, anthers purple | <i>C. diffusa</i> | |
| 8 Leaves on vigorous shoots often trilobed, anthers red | <i>C. opulens</i> | |
| 8 Leaves on vigorous shoots not trilobed, anthers purple | <i>C. maineana</i> | |

INTRICATAE

| | | |
|---|---------------------|--|
| Fruit subglobose, 6 lines long | <i>C. baxteri</i> | |
| Fruit oblong or obovate, 4-5 lines long | <i>C. verecunda</i> | |

TENUIFOLIAE

| | | |
|---|------------------------|----|
| Fruit longer than broad | | 9 |
| Fruit not longer than broad | | 14 |
| 9 Stamens 5-6, anthers pink, fruit crimson | <i>C. parviflora</i> | |
| 9 Stamens 7-10, anthers red, fruit scarlet | <i>C. streeterae</i> | |
| 9 Stamens 7-10, anthers purple, fruit scarlet | <i>C. glaucophylla</i> | |
| 9 Stamens 10 | | 10 |
| 9 Stamens 15-20 | <i>C. benigna</i> | |

- 10 Fruit narrowed toward the base, obconic *C. tenuiloba* 11
 10 Fruit not obconic 11
 11 Ripe fruit scarlet 12
 11 Ripe fruit crimson 13
 12 Pedicels and calyx glabrous *C. ornata*
 12 Pedicels and calyx slightly hairy *C. rubicunda*
 13 Fruit ripe in August *C. matura*
 13 Fruit ripe in September *C. colorata*
 14 Leaves triangular ovate, styles 5 *C. beckwithae*
 14 Leaves oval or suborbicular *C. dunbari*

COCCINEAE

- Stamens 10, anthers pink, fruit scarlet *C. cupulifera*
 Stamens 20, anthers pale yellow, fruit crimson *C. macauleyae*

TOMENTOSAE

- Stamens 20, anthers red 15
 Stamens 10, anthers pale yellow 16
 Stamens 7-10, anthers red *C. deweyana*
 Stamens 10-15, anthers pale yellow *C. laneyi*
 15 Leaves ovate or ovate oblong *C. tomentosa*
 15 Leaves elliptic *C. succulenta*
 15 Leaves orbicular *C. gemmosa*
 16 Fruit drooping, spines 1.5-2.5 inches long *C. ferentaria*
 16 Fruit erect, spines 2.5-4 inches long *C. macracantha*

Dipsacus laciniatus L.

Near Beaver park, Albany. August. This is a recently introduced species but it appears to be well established here but being within the city limits it may not persist many years. It may be distinguished from the common teasel, *D. sylvestris*, by its lacinate or pinnatifid leaves. Its flowers are paler than in that species.

Eocronartium typhuloides Atk.

Living moss, *Anomodon attenuatus*. Cascadilla woods near Ithaca. July. G. F. Atkinson.

Falcata pitcheri (T. & G.) Kuntze

North Greenbush and West Albany. This species is not very unlike *F. comosa*, (*Amphicarpaea monoica* of the older botanies) with which it was formerly united. It is chiefly distinguished by its larger leaves and the tawny villosity of its stem.

Fusarium aquaeductuum R. & R.

Refrigerator drains. Geneva. September. F. C. Stewart. Our specimens of the "refrigerator fungus" were taken from the drain-pipe of a house refrigerator. The fungus sometimes multiplies till it chokes the drain and stops the outflow of the water.

Galera capillaripes Pk.

North Elba, Essex co. August. This little mushroom resembles *Galera tenera* in color, but it is much smaller and has a very slender, almost filiform stem, more narrow and distant lamellae and smaller spores.

Geranium bicknellii Britton

Ledges and rocky places. Near Brownsville, Jefferson co. June. C. H. Peck. Little Falls. October. J. V. Haberer.

Gyrostachys ochroleuca Rydb.

Roadsides and pastures in rather dry soil. Lake Pleasant. August. C. H. Peck. Dry hillsides, near Ballston lake. S. H. Burnham. This species is closely allied to *G. cernua*.

Hexagona micropora Murrill

Dead branches. Verona, Oneida co., and South Bay, Madison co. July.

This species is closely related to and was formerly included in *Hexagona alveolaris* (DC.), which is equivalent to *Favolus europaeus* Fr. It may be separated from it, by its smoother pileus and smaller pores.

Hypholoma rugocephalum Atk.

Low moist ground. Port Jefferson. August. G. F. Atkinson. This species is at once recognizable by its brown rugose pileus.

Hypomyces banningiae Pk.

Parasitic on some mushroom which it transforms to such a degree as to render it unrecognizable. Pittsford, Monroe co. August. F. S. Boughton.

Hypomyces inaequalis Pk.

Parasitic on *Amanita rubescens*. Catskill mountains. F. H. Mickleborough. The parasite prevents the expansion of the pileus and whitens both stem and pileus. In the preceding species the spores have no septum, in this one they have a single septum near one end. They are therefore divided into two unequal parts and this suggests the specific name.

Lachnocladium semivestitum B. & C.

Low marshy places. Smithtown. August. G. F. Atkinson. This fungus might easily be mistaken for a species of *Clavaria*, but careful inspection shows that it is clothed toward the base by a minute downy white tomentum.

Lactarius brevis n. sp.

PLATE Q, FIG. 1-5

Pileus thin, broadly convex, plane or slightly depressed in the center, glabrous, azonate, whitish, sometimes with a slight alutaceous tinge, flesh white, milk whitish, quickly changing to sulfur yellow on exposure to the air, taste acrid; lamellae thin, narrow, crowded, adnate, whitish or pallid; stem short, equal or slightly tapering downward, solid or somewhat spongy within, glabrous, white; spores subglobose, .0003 of an inch long, .00025-.0003 broad.

Pileus 1-2 inches broad; stem about 1 inch long, 2-4 lines thick. This species is closely related to *L. theiogalus* from which it may be separated by its white or whitish color, its smaller size, solid or stuffed stem and the absence of tomentum from the base of the stem.

Lactarius colorascens n. sp.

Pileus thin, nearly plane, becoming centrally depressed, moist, glabrous, whitish or pallid when young, becoming brownish red with age, milk white, changing to sulfur-yellow on exposure to the air, taste bitter; lamellae thin, close, adnate or slightly decurrent, whitish, becoming yellowish with age; stem equal, solid, even, whitish, becoming brownish red with age; spores globose, rough, .0003 of an inch in diameter.

Pileus 1-2 inches broad; stem 1-1.5 inches long, 2-3 lines thick.

Woods. Port Jefferson. August. G. F. Atkinson. In the mature plant the color is similar to that of *L. camporatus*, but the species is very distinct in the color of its milk and in its bitter taste.

Pholiota appendiculata n. sp.

PLATE P, FIG. 8-17

Pileus fleshy, firm, broadly convex or nearly plane, viscid when moist, shining, squamose with appressed spotlike scales, appendiculate on the margin with fragments of the veil, dark red when young, soon fading to pink and sometimes becoming yellowish brown or grayish brown, flesh at first purplish red, specially in the lower part, whitish or pale yellow when mature; lamellae thin,

close, rounded behind, adnexed or decurrent with a tooth, pale yellow or almost white, becoming brownish; stem short, firm, solid or with a small cavity, white above, brownish and squamose below the slight evanescent annulus, white within, the veil white, at first concealing the young lamellae, soon breaking into fragments and partly adhering to the margin of the pileus, partly to the stem.

Pileus 1-3 inches broad; stem about 1 inch long, 2-4 lines thick.

Decaying sawdust. McLean, Tompkins co. July. The annulus consists of a row of scales or fragments of the veil around the upper part of the stem, the greater part of the veil usually adhering to the margin of the pileus. The color of the spores prevents the reference of the species to the genus *Hypholoma*.

Salix serissima (Bail.) Fern.

North Elba and Lake Bonaparte. June. This willow has recently been separated from *Salix lucida* to which it was formerly joined as a variety. Its leaves are merely acute or short pointed at the apex, paler on the lower surface, very finely glandular serrate, the petioles have 1-3 pairs of glands at the top and the fertile aments are very late in ripening their capsules.

Scirpus occidentalis (Wats.) Chase

Oneida lake, Thompson lake and Lake Bonaparte. This bulrush was formerly considered a variety of *Scirpus lacustris*, but it has recently been published as a distinct species. It is distinguished from *S. lacustris* by its two cleft style, its smaller lenticular achene and its pubescent scales.

Sisyrinchium arenicola Bickn.

Sand barrens between Rossville and Kreischerville, Richmond co. May. S. H. Burnham.

Stachys sieboldi Miq.

Cinder dumps along the railroad north of Whitehall. September. S. H. Burnham. Introduced.

Teucrium boreale Bickn.

Low moist ground. South side of Oneida lake. J. V. Haberer.

Uredinopsis atkinsonii Magn.

Living fronds of the marsh shield fern, *Dryopteris thelypteris*. Near Ithaca. August. G. F. Atkinson.

Uredinopsis osmundae Magn.

Living or languishing fronds of cinnamon fern, *Osmunda cinnamomea*. Near Malloryville, Tompkins co. August. G. F. Atkinson.

Viola amoena LeConte

Wet places. Common in hilly and mountainous districts. In *Flora of the State of New York* this is united with *Viola blanda*, but as the tendency at the present time is toward the separation of closely related forms it seems best to restore this violet to its original specific rank.

Viola latiuscula Greene

Light gravelly soil. Minerva. This species was found in flower early in May. In our specimens the lower leaves have a slight purplish tinge.

Viola septentrionalis Greene

Borders of woods and grassy places. Warrensburg, Warren co., and Minerva, Essex co. The northern blue violet was found in flower the last week of May. Its lower leaves are small, reniform or suborbicular, its upper ones are bluntly pointed and its sepals are ciliate.

Xyris montana Ries

Borders of White lake, Forestport, Oneida co. July. J. V. Haberer. It also occurs in Cranberry marsh, Sandlake, Rensselaer co. It was formerly thought to be a variety of *X. flexuosa*, but it is now separated as a distinct species.

Zygodesmus granulatus Pk.

Decaying wood of poplar. East Schaghticoke. August.

REMARKS AND OBSERVATIONS

Agaricus abruptus Pk.

In his *Monograph I*, p. 348, Elias Fries described a mushroom under the name *Agaricus abruptus*. In *Hym. Eur.*, p. 245, he placed this species in his subgenus *Flammula*, still retaining for it the original name. In *Sylloge* the subgenus *Flammula*, with many other subgenera of Fries, was given generic rank and the name *Agaricus abruptus* was changed to *Flammula abrupta*, thus vacating the name *Agaricus abruptus* and leaving it available for some other application. But Rule 5 of what is known as the Rochester code forbids the use of such names, and though this rule may not be accepted in its present form by the coming international congress

of botanists, I have thought it best to change the name *Agaricus abruptus* Pk. and several other names given under similar conditions, so that they shall not conflict with this rule. I therefore substitute the name

Agaricus abruptibulbus for *Agaricus abruptus* Pk. N. Y. State Mus. Mem. 4, p. 163

Agaricus chlamydopus for *Agaricus cothurnatus* Pk. Torr. Bot. Club Bul. 31, p. 181

Agaricus halophilus for *Agaricus maritimus* Pk. Torr. Bot. Club Bul. 26, p. 66

Agaricus magniceps for *Agaricus magnificus* Pk. Torr. Bot. Club Bul. 26, p. 67

Agaricus micromegethus for *Agaricus pusillus* Pk. N. Y. State Mus. 54th An. Rep't, p. 152

Agaricus praerimosus for *Agaricus tabularis* Pk. Torr. Bot. Club Bul. 25, p. 325

Agaricus pilosporus for *Agaricus sphaerosporus* Pk. Torr. Bot. Club Bul. 31, p. 181

Agaricus cothurnatus Fr. is considered in *Sylloge* the equivalent of *Stropharia cothurnata* Fr. In like manner

Agaricus maritimus Fr. is *Inocybe maritima* Fr.

Agaricus magnificus Fr. is *Amanita magnifica* Fr.

Agaricus pusillus Pers. is *Volvaria parvula* Weinm.

Agaricus tabularis Pers. is *Tricholoma grammopodium* (Bull.)

Agaricus sphaerosporus Krombh. is *Lepiota naucina* Fr.

***Antennaria canadensis* Greene**

Near North Albany. May. This species is common in the northern and eastern part of the State, but the staminate plants are rarely seen. I have found them only in the single locality here indicated.

***Blephariglottis ciliaris* (L.) Rydb.**

Karner. July. This is *Habenaria ciliaris* R. Br. in Gray's *Manual*. It is a rare species in our State at the present time, but it is said to have been more common many years ago. In New York State Cabinet of Natural History, 18th Rep't, p. 136,

it is recorded as having been found on the Pine plains of Schenectady but in my numerous botanizing trips in this region it was not found till this year. It appears to have recently become established in the Karner locality, as it was found in a place frequently visited before. The plants were few and were growing among low shrubs in a rather dry place. The flowers are very beautiful.

***Blephilia hirsuta* (Pursh) Torr.**

Low moist ground. East Schaghticoke. August. Rare.

***Botrychium obliquum* Muhl.**

This grape fern is common in Oneida county, and is as variable as it is common. Dr Haberer has collected numerous specimens of it in the vicinity of Utica and has contributed to the herbarium a fine series of specimens representing all of our published varieties of it.

***Cantharellus cinnabarinus* Schw.**

This small chantarelle was found in abundance near Port Jefferson in August. In one station several forms of it were growing in close proximity. In one form the whole plant had the usual cinnabar red color, but in some of the plants the stem was hollow. In another form the color of the pileus and stem was red as usual, but the lamellae were yellow. In a third form the cap was pale pink as if its normal color had faded. A fourth had pale pink lamellae and the margin of the pileus was strongly curved upward, making the pileus appear narrow and giving the whole plant a club shape. In a fifth form the whole plant was yellow. In all except the first the stem, so far as investigated, was hollow. But the most remarkable thing in the variations is the difference in the color of the spores. We are disposed to consider the color of the spores in any given species as one of its most constant and reliable characters. But in this case the plants with red or pink lamellae had spores that appeared pink in the mass, those with yellow lamellae shed yellow spores. Yet the spores were alike in size and shape, and we are obliged to conclude that all these forms belong to one species.

***Carex castanea* Wahl.**

This rare sedge was credited to Essex county in the *Flora of the State of New York*, on the authority of Dr Kneiskern. In my own explorations in the county I had never met with it till the past season. It was found growing sparingly near Minerva. It is an early flowering species. It is *Carex flexilis* Rudge.

Carex formosa Dew.

This rare species was found in Seneca park, Rochester, on June 1. It was then in good condition for collecting.

Carex setifolia (Dew.) Britton

Limestone rocks, cliffs and precipices are generally given as the habitat of this pretty little sedge. But it is not limited to such places. Fine specimens of it were found in July growing in wet, mucky soil in woods about Bergen swamp. In more open wet places near it the rare *Carex crawei* Dew. was found.

Cercospora circumscissa Sacc.

This fungus was plentiful in the region about Lake Pleasant the past season. It attacks the living leaves of the chokecherry and the wild blackcherry. It kills the leaf tissues in small circular spots, and the dead tissues soon separate from the living and fall, leaving clean-cut circular perforations in the leaf.

Cypripedium reginae Walt.

A form of this showy species occurs in Bonaparte swamp in which the whole flower is white.]

Eleocharis palustris vigens Bail.

This is a tall stout variety growing in shallow water. It was found growing in Oneida lake at Lakeport and specimens were collected. Variety *glaucescens* was found growing in low wet places at South Bay and in Bonaparte swamp. Judging from the external appearance alone it would be difficult to believe that these two plants are varieties of the same species.

Eriophorum alpinum L.

The alpine cotton grass is now plentiful in one place in Bonaparte swamp though it was not seen in my exploration of the swamp in 1899. It is also abundant in an old meadow near Elm lake in Hamilton county.

Fragaria americana (Porter) Britton

This strawberry is abundant in groves and the borders of woods at Lake Bonaparte. The flowers are scarcely more than 3 lines broad.

Gratiola aurea Muhl.

Fine specimens with slender weak stems a foot or more long were found growing in the marshy borders of a lake near Smithtown, Suffolk co.

Hieracium praealtum Vill.

This noxious weed has become very abundant in Lewis county. From Lyon Falls to Carthage it is plentiful along the railroad, in pastures and meadows and by roadsides. It is also common along the Carthage and Adirondack Railroad. It rivals buttercups and daisies in giving color to meadows infested by it. The orange hawkweed, *Hieracium aurantiacum*, which is associated with it in some places and which is no less pestilential, was not seen here.

Hydnum adustum Schw.

An unusual form of this fungus was found in the western part of the State by G. E. Morris. The pileus is shaped like the bowl of a goblet by the upward curving of its margin and the stem is central. The whole plant is white.

Hygrophorus laurae decipiens n. var.

Pileus thin, stem slender, less than 6 lines thick, generally cepitose and attenuated at the base, pileus not changing color in drying, gills also nearly unchangeable. Edible. Near Elm lake, Hamilton county. September.

Hypholoma sublateritium (Schaeff.) Fr.

In October specimens of the brick-red hypholoma were sent to me with the statement that two persons who had eaten stewed mushrooms of this kind had been made sick by them. In one case "a severe headache with tingling and numbness in hands and arms and a feeling of general weakness and relaxation" developed in 15 hours after eating and lasted half an hour. In the other case the person "was attacked with violent nausea and purging." The difference in the symptoms of the two persons and the long time between the eating and the development of the symptoms led me to think that the mushrooms were not responsible for the sickness. It seemed to me that by some mistake the samples sent me were not the same kind as those that had been eaten or that the sickness was due to some other cause. As the samples sent me were still in fairly good condition, I concluded to try their edible quality myself. Three caps were selected, fried with butter and eaten. No harm and no unpleasant results followed, and my opinion of the innocence of the mushrooms was confirmed.

It is proper to add that in the typical form of the species the taste is said to be bitter, but in these specimens no bitter flavor was perceptible, though in other respects they exhibited the characters of the species.

Juniperus nanus Willd.

A large form of this juniper occurs at Lake Bonaparte. It forms circular patches as usual, but the branches are more erect and much taller. They are 6-8 feet tall and have a basal diameter of 2-4 inches. The leaves are 4-6 lines long and sometimes abruptly sharp pointed, sometimes gradually tapering into a subulate point. This form seems to make an approach toward *Juniperus communis*.

Limnorchis dilatata linearifolius Rydb.

Hidden lake, Herkimer county. J. V. Haberer. This variety may be distinguished from the typical form of the species by its more narrow linear leaves.

Marasmius resinosus niveus Pk.

As there is a *Marasmius niveus* Mont. a rigid observance of the rules of the Rochester code requires that this variety name should be changed. I therefore substitute for the name given in the report for 1902, p. 38, *Marasmius resinosus candidissimus*.

Osmunda claytoniana L.

This common fern sometimes grows in "fairy rings." Three examples of this kind of growth were seen at Lake Pleasant. In one there was a continuous line of fronds forming an ellipse of which the long diameter was about 3 feet. In another they formed about three fourths of the circumference of a circle, the line being interrupted in one place. In the third example the line was continuous and formed the circumference of a circle of which the diameter was about 2 feet. All the rings were near each other in a meadow.

Oxalis cymosa Small

This is a common species in the eastern part of the State. It is very variable, being glabrous or villose above and glabrous below or wholly villose. Its flowers are usually yellow, but sometimes they are very pale yellow or almost white. The color of the stem and leaves varies from yellowish green to purplish brown.

Phacelia dubia (L.) Small

Near Jamesville, Onondaga co. May. Mrs L. L. Goodrich. The specimens are in fine flowering condition. Specimens collected and sent by Mrs Goodrich in October 1903 were also in flower. The two sendings show that the plant may flower either in spring or in autumn.

Picea canadensis (Mill.) B. S. P.

Lake Pleasant. June. The white spruce occurs sparingly in various parts of the Adirondack region. All of our spruces as well as the hemlock drop their leaves from the drying branches in consequence of which it is difficult to prepare satisfactory herbarium specimens. I have tried in various ways to overcome this difficulty and have inquired of many botanists both of this country and of Europe if they could tell me how to prepare specimens of these branches so that they might retain their leaves. Recently Mr William Richards gave me a recipe which was intended to meet this difficulty. It was taken to a druggist who prepared a sufficient quantity for trial. As soon as opportunity was given, specimens of suitable size both of the white spruce and the black spruce were taken and treated according to directions. The result has been quite satisfactory. The specimens have dried and retained their leaves to the present time. The color of the leaves is slightly affected, but the specimens are far more satisfactory than the bare twigs with leaves placed in packets by themselves. For the benefit of any who may wish to avail themselves of this method of preparing specimens of this kind a copy of the recipe is here given.

Recipe

For the treatment of fresh herbarium specimens of spruce and hemlock trees to prevent the leaves from falling from the twigs.

| | |
|---------------|---------|
| alum | 500 gr. |
| salt | 125 " |
| saltpeter | 60 " |
| potash | 300 " |
| white arsenic | 100 " |

Dissolve in 1 quart of water, cool and filter. To 1 quart of this solution add 4 quarts of glycerin and 1 quart of alcohol.

Immerse the fresh specimens in this mixture, letting them remain in it at least 48 hours. When taken out wash away any excess of mixture adhering to them with warm water.

After the external moisture has evaporated the specimens may be placed in drying papers and put in press in the usual way. When thoroughly dry they may be mounted on the herbarium sheets and placed in the herbarium.

Prunus americana Marsh.

This species of wild plum is common in the vicinity of Albany. It blossoms a little later than *Prunus nigra*. Its calyx lobes often terminate in two or three minute teeth.

Prunus pennsylvanica L. f.

A small tree of the wild red cherry was observed at Lake Bonaparte, the ripening fruit of which was white. Is it an albino?

Pterospora andromedea Nutt.

Port Henry. August. Miss H. A. Edwards. The contributed specimen is in fruiting condition, 35 inches long with a stem diameter of $\frac{5}{16}$ of an inch and bears more than 60 capsules. In *Flora of New York State* this species is credited to "various places in the vicinity of Albany," but it seems to have disappeared entirely from this locality. It is also credited to Port Henry, having been found there more than 60 years ago. It is gratifying to know that it still exists there.

Rosa sayi Schw.

Griswold's Mills, Washington co. July. S. H. Burnham. This rose also occurs in the vicinity of Westport.

Rudbeckia hirta L.

Two forms of this very common weed, both of which were new to the herbarium, were found by Miss C. S. Parsons in the western suburbs of the city.

Rudbeckia laciniata L.

This plant is subject to the attacks of a gall-producing insect. Specimens sent by Mrs Burnham from Washington county have from 1-3 globular green galls developed from the side or base of each head of flowers. In one example a branch 1.5 inches long had developed at a right angle to the stem just beneath the flower head. The branch itself bore a flower head.

Salix amygdaloides Anders.

A single tree of this species was found by Mr R. B. Hough at Lake Bonaparte. It is 25 or 30 feet tall, with a trunk diameter of about 8 inches. It extends the range of the species in our State farther north than before, but the species is known to occur still farther north in Canada. Its presence at Lake Bonaparte may be accidental, as only a single tree has yet been found there. To the six species of willow previously found in Bonaparte swamp, *Salix cordata* and *Salix nigra* should be added, making eight species in all.

Sarracenia purpurea L.

Two specimens of the pitcher plant were found growing on the margin of the roadbed of the railroad that runs through Bona-

parte swamp. This roadbed is a sandy gravel of which a component part is decomposed crystalline limestone, which is abundant in that vicinity. The plants were only a few inches above the general level of the swamp. Both were in flower, but the flowers were very abnormal. Instead of the usual sepals, petals and stamens, there were numerous oblong or spatulate petaloid organs, green on the inner surface and more or less tinged with reddish brown on the outer. In one there were about 30, in the other about 45 of these pseudopetals. The ovary was imperfectly developed and the usual peltate stigmatic disk was transformed into erect irregular folded or crumpled leaflike lobes. The whole flower was suggestive of a "double blossom" of greenish petals. The unnatural habitat of limestone gravel and sand was the only apparent cause of the transformation. Other plants with flowers of the usual kind were growing near these, but in the soft wet soil of the swamp.

***Silene vulgaris* (Moench) Garcke**

Machias, Cattaraugus co. July. F. E. Fenno. This is a peculiar form having few flowered simple stems and narrowly elliptic or ovate leaves.

***Stereum spadiceum* Fr.**

A form of this species was found near Port Jefferson in which the pilei were crispate complicate as in *Stereum complicatum*.

***Vagnera stellata* (L.) Morong**

The fruit of the star-flowered Solomon's seal is described in our botanies as sometimes black, and sometimes green with six black stripes. A form was found in Bergen swamp the fruit of which was green with three black stripes.

***Viburnum lentago* L.**

The leaves of this species are described as ovate. A form was found near Delanson, Schenectady co. of which the leaves vary from very broadly ovate to nearly orbicular. Another form was found on Crown Point of which the leaves are oblong and pointed at each end. Its fruit is destitute of bloom and ripens earlier than in the typical form. This may prove worthy of varietal distinction.

***Viola palmata dilatata* Ell.**

Wooded hillside near Saugerties. May. In these specimens some leaves have the broad central lobe, others are not lobed at all. It seems to be intermediate between the variety and an entire leaved form.

***Viola papilionacea domestica* (Bickn.) Poll.**

Streets and waste places of Port Jefferson. August. This so called variety is so unlike the typical form of the species that to most minds it would be far more satisfactory to consider it a distinct species unless there are connecting forms.

EDIBLE FUNGI

***Lepiota cepaestipes* Sow.**

ONION-STEMMED LEPIOTA

PLATE 87, FIG. 1-5

Pileus thin, fleshy in the center, ovate or obtusely conic, becoming campanulate or expanded, broadly umbonate, soon squamulose except in the center, dry, plicate striate on the thin margin, white, the umbo and squamules brownish, flesh white, taste mild; lamellae thin, narrow, close, free, white; stem slender, enlarged toward the base, slightly mealy pruinose or glabrous, stuffed or hollow, white, the slight annulus sometimes evanescent; spores white, .0003-.0004 of an inch long, .0002-.0003 broad.

The onion-stemmed lepiota takes its name from the peculiar shape of the lower part of the stem. There is an enlargement below the middle which gives the stem a shape similar to that of the flowering stem of an onion. The flesh of the cap is thin except in the center where it is thickened into a prominence or umbo. On the margin it is very thin and marked by closely placed radiating furrows or striations with narrow ridges or folds between them. The surface of the cap is covered by a dense flocculent coat or veil which soon breaks into minute scales or points and with the expansion of the cap they give it a roughened or dotted appearance. The veil however remains entire on the umbo and gives it a brownish color. The cap is dry, flexible and slightly tough. The gills are closely placed side by side and do not reach the stem. They are minutely floccose on the edge and white while young and fresh, but they assume a brownish hue with age or in drying, similar to that assumed by the gills of the smooth lepiota, *L. naucinoides*, under the same conditions.

The stem is rather long and except in the enlarged part is scarcely thicker than the stem of an ordinary tobacco pipe. Occasionally the enlargement is absent and the diameter of the stem is about the same from top to bottom. In the young plant it is stuffed with a webby pith, but usually it becomes hollow with age. The surface is covered with a slight mealiness but this may disappear when the plant is old. It is white or whitish. This mushroom generally

grows in tufts or close clusters in rich soil, tan bark, sawdust or decomposing vegetable matter. It is perhaps found quite as often in greenhouses or conservatories as in the open air. Our specimens were found growing in a bed of decaying sawdust in the open air. The heat generated by the decaying sawdust was doubtless very acceptable to it. A yellow form of the species is said to occur but I have not met with it in my explorations. In my trial of its edible qualities it seemed to me to have an excellent flavor but a slightly tough texture. According to one author "the entire fungus is tender and delicious cooked in any way."

Hygrophorus nitidus B. & C.

SHINING HYGROPHORUS

PLATE 88, FIG. 1-7

Pileus thin, fragile, convex, umbilicate, viscose, pale yellow, shining, and striatulate on the margin when moist, whitish when dry; lamellae arcuate, distant, decurrent, pale yellow; stem slender, viscose, hollow, colored like the pileus; spores broadly elliptic or subglobose, .00025-.0003 of an inch long, .0002-.00025 broad.

The shining hygrophorus is a small species of a beautiful yellow color throughout. Both cap and stem are very viscid and both are fragile. The cap has a conspicuous central depression or umbilicus. When moist, obscure radiating lines may be seen on the margin. These are merely the shadowy appearance of the gills beneath and are due to the thin translucent character of the margin. As the moisture escapes from the cap it becomes whitish and the shadowy lines disappear. The gills are wide apart and their inner end is gradually narrowed and extends downward on the stem. In dried specimens the interspaces are usually wrinkled or venose, specially in large specimens. The stem is rather long in proportion to the size of the cap. It is so viscid and fragile that it is difficult to pull a specimen from the ground without breaking it. In some cases the stem is gradually thickened as it enters the cap. It and the gills usually retain their color longer than the cap.

The cap is rarely more than 1 inch broad; the stem is 1.5-3 inches long and 1-2 lines thick. The species is generally gregarious in its mode of growth, but sometimes it is cespitose. It grows in moist soil full of humus in swamps or low damp places. As an edible mushroom it is not very important because of its small size, but it is tender and agreeable in flavor and may sometimes be convenient to add to a scanty supply of larger species. It is found in July and August.

Hygrophorus laurae decipiens Pk.

DECEIVING HYGROPHORUS

PLATE 88, FIG. 8-11

Pileus thin except in the center, broadly conic with involute margin when young, becoming convex or nearly plane, glutinose, white with a dingy yellow or smoky brown spot in the center, flesh white, taste mild; lamellae subdistant, adnate or decurrent, white; stem rather long, slender, viscid when moist, solid, attenuate at the base, white with white particles at the top; spores .00028-.0003 of an inch long, .00016-.0002 broad.

The deceiving hygrophorus is most closely related to the *laura* hygrophorus, from which it can scarcely be separated in the fresh or living condition. The thinner flesh of the cap, the more slender stem more constantly narrowed and pointed at the base and its tufted mode of growth are the principal marks of distinction in the fresh plant. It is likely to be taken for a slender tufted form of the *laura* hygrophorus and the persistency of its colors in drying is the chief reason for considering it a variety of the species instead of a mere form. The cap is 1.5-3 inches broad; the stem 1.5-2 inches long, 3-5 lines thick. It grows in tufts among fallen leaves in woods or their borders, and may be found in September. Its edible character is similar to that of the *laura* hygrophorus.

Boletus laricinus Berk.

LARCH BOLETUS

PLATE 89, FIG. 1-7

Pileus fleshy, broadly convex or nearly plane, viscid when moist, sometimes squamose, dingy white or grayish white, flesh white; tubes short, adnate or slightly decurrent, whitish when young becoming darker and brown with age, their mouths large, angular, subcompound; stem short, solid, annulate, reticulate above the ring, grayish or brownish below; spores brown, oblong .0004-.0005 of an inch long, .00016-.0002 broad.

The larch boletus takes its name from its place of growth. It always grows under or near larch trees. It is closely related to the *Elba* boletus, *B. elbensis* Pk., which is found under or near tamarack trees in the northern part of our State. In the larch boletus the cap is paler and has no pinkish brown tint which often is seen on the cap of the *Elba* boletus. Its cap is sometimes adorned by brown or blackish scales which are easily rubbed or washed away, leaving the whitish cap entirely naked. The flesh is soft and white or whitish. The tubes are at first whitish but they change

with age to brownish and then to a dark sepia color. The mouths are large and angular. In some cases shorter dissepiments within the larger tubes give them the appearance of being composed of two or more smaller ones. The tube walls extend downward on the stem to the ring and by anastomosing give the reticulated appearance called *cribrose* in the older descriptions. This is one of the distinguishing characters between the larch boletus and the *Elba boletus*. I have not yet tested the edible qualities of the latter, but the former is worthy of a place among our esculent species. It was collected in October.

***Boletus rubropunctus* Pk.**

RED DOTTED BOLETUS

PLATE 90, FIG. 1-9

Pileus fleshy, very convex or broadly convex, glabrous, viscid and shining when moist, variable in color, pale red, crimson or bay red, flesh white; tubes plane or convex in the mass, depressed around the stem, their mouths small, round, pale yellow when young, becoming bright golden yellow; stem equal or slightly thickened toward the base, solid, punctate or minutely squamulose with red or pallid points, pallid or tinged with red; spores oblong fusiform, .0005-.0007 of an inch long, .0002-.00024 broad.

The red dotted boletus is a very variable species. The cap is strongly or slightly convex, smooth and shining, viscid when moist and covered with a thin tenacious pellicle which can be torn away like the skin from an overripe peach. In the young plant the thin margin sometimes extends a little beyond the mass of tubes. In color the cap may be pale red, bright red or crimson, reddish brown or chestnut color. The flesh is whitish, sometimes tinged with yellow. The tubes are plane or convex in the mass, depressed around the stem, pale yellow when young, becoming bright golden yellow with age. Their mouths are small and round. The stem is rather long and slender for the size of the cap, solid, equal in diameter in all its parts or sometimes slightly thicker at the base. It is marked with numerous small dots or points of a red, brownish or pallid color which at first sight suggests a similarity to the stem of a small specimen of *Boletus scaber*. The color of the stem may be whitish, pallid or reddish. The species is related to *Boletus inflexus* Pk. but it differs from it in having its tubes depressed about the stem, in its tube mouths being destitute of red granules and in its larger spores.

The cap is 1-2.5 inches broad; the stem is 1-3 inches long, 2-4 lines thick. It occurs in thin woods in July and August.

Boletus nobilis Pk. n. sp.

NOBLE BOLETUS

PLATE 91, FIG. 1-4

Pileus firm, convex, dry, glabrous, yellowish brown or reddish brown when young, becoming ochraceous or reddish ochraceous with age, flesh white, taste mild; tubes white and stuffed when young, becoming yellow or pale ochraceous with age, nearly plane in the mass, adnate or slightly depressed around the stem, the mouths small, round; stem equal or slightly thicker at the base, solid, glabrous, generally reticulated at the top, whitish or pallid; spores oblong fusiform, .0005-.0006 of an inch long, .0002-.00024 broad.

This large and fine species grows singly or in groups in thin woods and in cleared or bushy places. It belongs to the section *Edules*. It differs from the edible boletus, *B. edulis* in its tubes being less depressed around the stem and in having no green tint. From the related boletus, *B. affinis*, to which it is also closely allied, it is separated by its larger size, the paler color of the cap, the paler stem and its larger spores. The flesh is thin for the size of the cap and is yellowish next the tubes. The cap is 4-8 inches broad; the stem 3-6 inches long, 6-10 lines thick. It may be found in August. In preparing it for cooking the long tubes should be removed from the cap and be rejected with the stem.

Strobilomyces strobilaceus (Scop.) Berk.

CONELIKE BOLETUS

PLATE 92, FIG. 1-6

Pileus fleshy, firm, subglobose, hemispheric or convex, dry, covered with a dense thick coat of blackish or blackish brown tomentum which separates into prominent tufts or scales with intervening chinks or spaces of a pale gray or smoky white color, flesh whitish, changing to reddish on exposure to the air, then to blackish, tubes rather long, depressed around the stem, plane or convex in the mass, whitish when young and fresh, becoming red where wounded and then blackish, also becoming blackish or blackish brown with age; stem equal or tapering upward, solid, often sulcate at the top, covered with a tomentum similar to that of the pileus; spores blackish brown, globose or nearly so, rough, .0004-.0005 of an inch in diameter.

This boletus has such a peculiar shaggy appearance and blackish color and is so unlike any other mushroom in our flora that

it is scarcely possible to confuse it with any other. It grows in woods or their borders, generally only a few in place. The cap is usually 2-4 inches broad; the stem 2-5 inches long, 4-8 lines thick. It may be found from July to September. In preparing it for cooking use only the flesh of the caps, peeling away the tomentum from the upper surface and removing the somewhat tenacious tubes from the lower surface. It is harmless and though it may not be considered a first class mushroom for eating purposes, it is much better than none.

***Clavaria botrytoides* Pk. n. sp.**

GRAPELIKE CLAVARIA

PLATE 93, FIG. 5-7

Stem small, short, divided near the base into branches which are repeatedly and irregularly branched, the ultimate branches short, crowded, blunt, usually terminating in two or more blunt teeth or protuberances, red or pink at the tips when young, soon fading and becoming concolorous, stem and branches solid, flesh white, taste mild; spores narrowly elliptic or oblong, rusty brown or subcinamon, .0003-.0004 of an inch long, .00016-.0002 broad.

The grapelike clavaria is very closely related to the red tipped clavaria and probably has been confused with it. It may be separated from that species by its thinner stem, the fading or evanescent character of the color of the ultimate branchlets and by its shorter and differently colored spores. The tips of the branches in mature or old plants are whitish like the branches themselves, but often a few small branches may be found near the base of the plant which have red tips and are therefore presumably of later development. It is possible that these two clavarias have been confused in Europe for European mycologists do not agree in their description of the spore characters of the red tipped clavaria. Stevenson describes them as subhyaline, 12-15 μ long, 6 μ broad. Masee describes them as white, 8 μ long, 5 μ broad. In our plant the spores in mass have a rusty brownish or subcinamon color when collected on white paper and they are 8-10 μ long, 4-5 μ broad.

The plants are 2-4 inches tall and 1.5-3 inches broad. They grow in thin woods on rather poor soil and may be found in August and September. The edible qualities seem to me to be similar to those of the red tipped clavaria.

Clavaria pistillaris L.

LARGE CLUB CLAVARIA

PLATE 93, FIG. 1-4

Club simple, large, soft, fleshy, glabrous, clavate or oblong clavate, obtuse, solid or slightly spongy within, even or nearly so, ochraceous buff, flesh white, taste mild; spores elliptic, .0004-.0005 of an inch long, .0002-.00024 broad.

The large club clavaria is not very common and is quite variable in size and shape. It is usually 2-6 inches long and 6-12 lines thick. Sometimes the club gradually enlarges from base to top, again it is swollen at the base and at the top or it may be nearly cylindrical in the lower half and gradually enlarged upward in the upper half. Large thick specimens are sometimes cracked at the top, revealing the white flesh. The color is sometimes yellowish, sometimes ochraceous buff or tan color. It is often more highly colored at the top than toward the base. The plant is generally clean and free from the attacks of insects. It usually grows in a scattered manner, only a few specimens being found in a place, but occasionally it may form tufts of two or three plants. It grows in woods and may be found from August to September. The species is easily recognized and is not likely to be mistaken for any harmful mushroom. It is similar in its texture and flavor to the umbonate clavaria, *C. pistillaris umbonata*.

EXPLANATION OF PLATES

PLATE P

Cortinarius heliotropicus Pk.


HELIOTROPE CORTINARIUS

- 1 Immature plant with unexpanded pileus
- 2 Immature plant with expanded pileus
- 3 Mature plant with unspotted pileus
- 4 Mature plant with spotted pileus
- 5 Vertical section of the upper part of an immature plant
- 6 Vertical section of the upper part of a mature plant
- 7 Four spores, x 400

Pholiota appendiculata Pk.

APPENDICULATE PHOLIOTA

- 8 Young plant showing unbroken veil beneath the pileus
- 9 Young plant showing stem and pileus
- 10, 11 Two immature plants, one showing lamellae beneath the pileus



LEPIOTA CEPAESTIPES sow.
ONION-STEMMED LEPIOTA



FIG. 1-7 *HYGROPHORUS NITIDUS* B.&C. FIG. 8-11. *H. LAURAE* DECIPIENS PK.

SHINING HYGROPHORUS

DECEIVING HYGROPHORUS



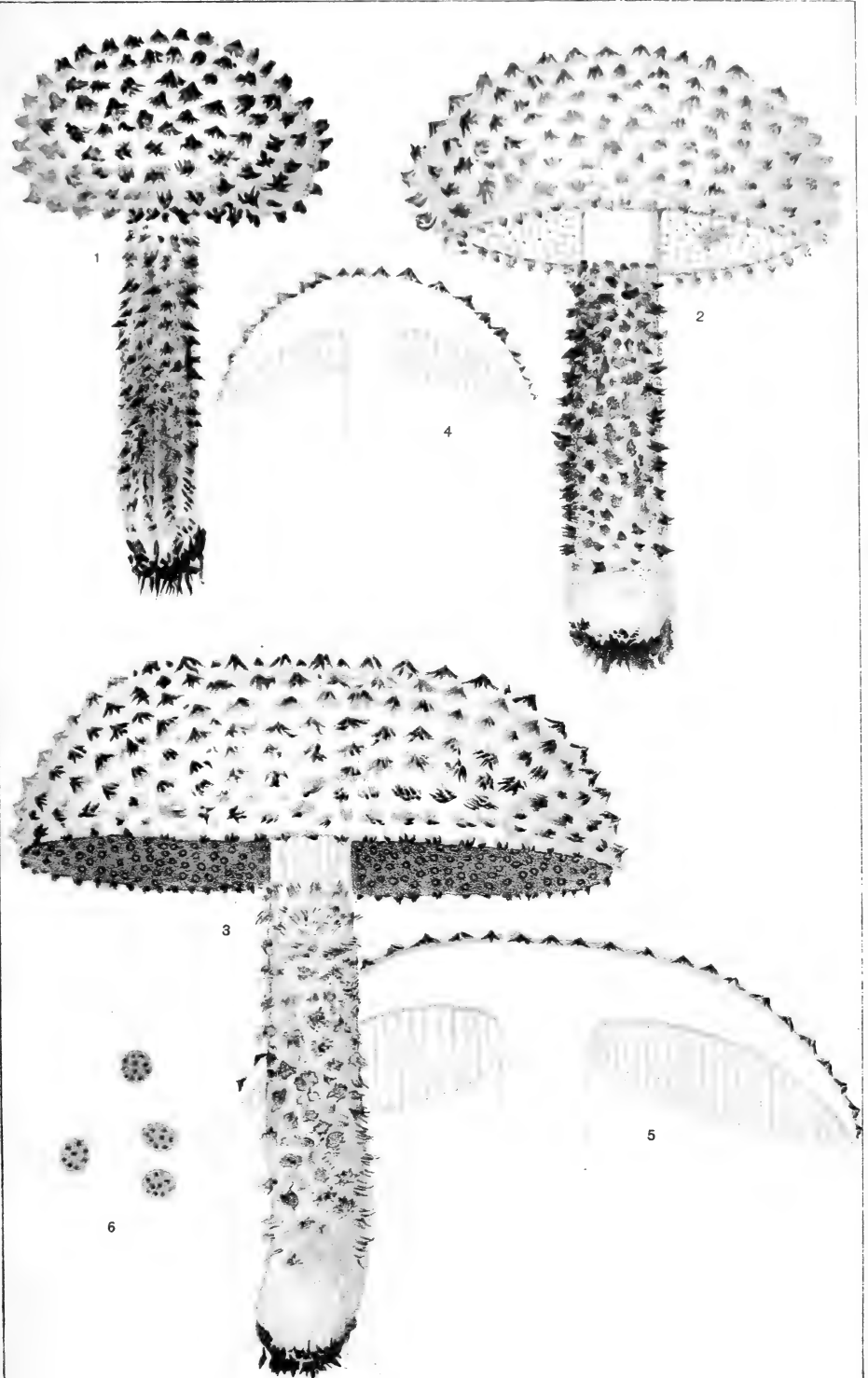
BOLETUS LARICINUS BERK.
LARCH BOLETUS



BOLETUS RUBROPUNCTUS PK.
RED DOTTED BOLETUS



BOLETUS NOBILIS PK.
NOBLE BOLETUS



STROBILOMYCES STROBILACEUS (SCOP.) BERK.
CONE-LIKE BOLETUS


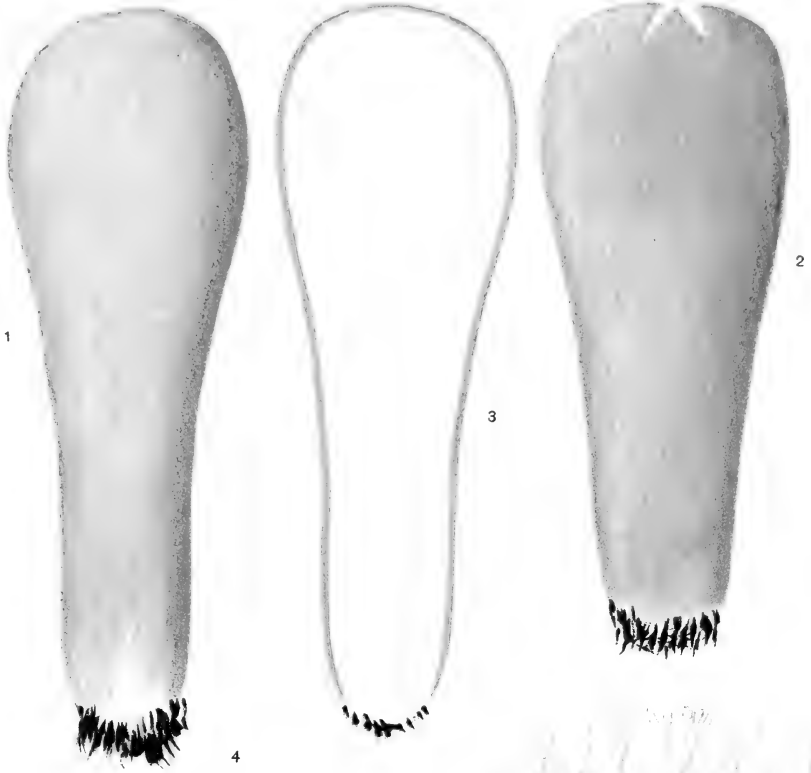



FIG. 1-4 CLAVARIA PISTILLARIS L.
LARGE CLUB CLAVARIA

FIG. 5-7 C. BOTRYTOIDES PK.
GRAPE-LIKE CLAVARIA




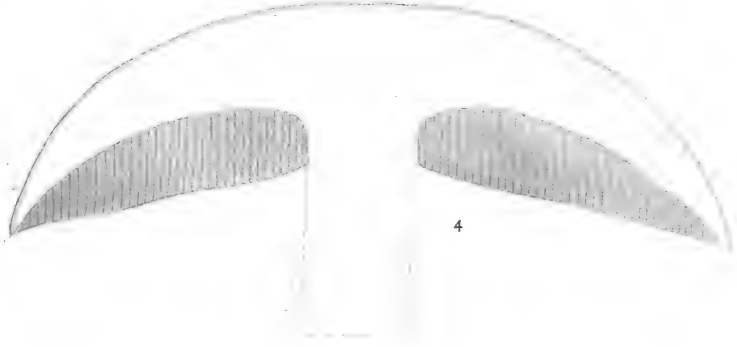

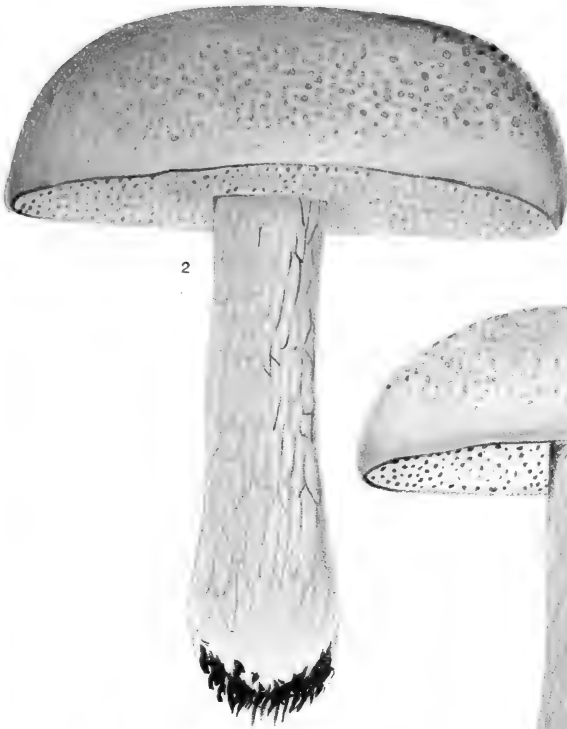


FIG. 1-7 CORTINARIUS HELIOTROPICUS PK. FIG. 8-17 PHOLIOTA APPENDICULATA P
 HELIOTROPE CORTINARIUS APPENDICULATE PHOLIOTA



FIG. 1-5 LACTARIUS BREVIS PK.
SHORT LACTARIUS

FIG. 6-10 BOLETUS RUGOSICEPS PK.
ROUGH CAP BOLETUS



BOLETUS ATKINSONI PK.
ATKINSON'S BOLETUS

- 12, 13 Two mature plants, one showing lamellae beneath the pileus
 14, 15 Vertical sections of two young plants
 16 Vertical section of the upper part of a mature plant
 17 Four spores, x 400

PLATE Q

Lactarius brevis Pk.

SHORT LACTARIUS

- 1 Young plant
 2 Mature plant with convex pileus
 3 Mature plant with fully expanded pileus
 4 Vertical section of a plant showing the color which the
 flesh soon assumes on exposure to the air
 5 Four spores, x 400

Boletus rugosiceps Pk.

ROUGH CAP BOLETUS

- 6 Young plant showing small pileus and large stem
 7 Immature plant showing pale yellow tubes
 8 Mature plant
 9 Vertical section of the upper part of a plant
 10 Four spores, x 400

PLATE R

Boletus atkinsoni Pk.

ATKINSON'S BOLETUS

- 1 Immature plant
 2 Mature plant
 3 Vertical section of the upper part of an immature plant
 4 Vertical section of the upper part of a mature plant
 5 Four spores, x 400

PLATE 87

Lepiota cepaestipes Sow.

ONION-STEMMED LEPIOTA

- 1 Cluster of three young plants
 2 Cluster of six plants, four of them with caps mature
 3 Vertical section of the upper part of a plant
 4 Transverse section of a stem
 5 Four spores, x 400

PLATE 88

Hygrophorus nitidus B. & C.

SHINING HYGROPHORUS

- 1, 2 Two plants with moist yellow caps
- 3, 4 Two plants after the excess of moisture has escaped
- 5 Vertical section of the upper part of a plant
- 6 Transverse section of a stem
- 7 Four spores, x 400

Hygrophorus laurae decipiens Pk.

DECEIVING HYGROPHORUS

- 8 Cluster of five plants with moist caps
- 9 One plant after the excess of moisture has escaped. The lower part of the stem has been removed
- 10 Vertical section of the upper part of a plant
- 11 Four spores, x 400

PLATE 89

Boletus laricinus Berk.

LARCH BOLETUS

- 1, 2 Two small young plants showing scales on the caps
- 3 One small but mature plant with no scales on the cap
- 4, 5 Two mature plants of usual size
- 6 Vertical section of the upper part of a plant
- 7 Four spores, x 400

PLATE 90

Boletus rubropunctus Pk.

RED DOTTED BOLETUS

- 1, 2 Two immature plants with red caps and reddish stems
- 3 An immature plant with paler cap and stem
- 4, 5, 6 Three mature plants
- 7 Vertical section of the upper part of an immature plant
- 8 Vertical section of the upper part of a mature plant
- 9 Four spores, x 400

PLATE 91

Boletus nobilis Pk.

NOBLE BOLETUS

- 1 An immature small plant
- 2 A mature plant of medium size
- 3 Vertical section of the upper part of a plant
- 4 Four spores, x 400

PLATE 92

Strobilomyces strobilaceus (Scop.) Berk.

CONELIKE BOLETUS

- 1 A small immature plant
- 2 A larger immature plant showing the whitish tube mouths
- 3 A mature plant of medium size
- 4 Vertical section of the upper part of an immature plant
- 5 Vertical section of the upper part of a mature plant
- 6 Four spores, x 400

PLATE 93

Clavaria pistillaris L.

LARGE CLUB CLAVARIA

- 1, 2 Two plants, one showing cracks in the apex
- 3 Vertical section of a plant
- 4 Four spores, x 400

Clavaria botrytoides Pk.

GRAPELIKE CLAVARIA

- 5 Immature plant with tips of branchlets red
- 6 Mature plant with most of the tips colored like the branches
- 7 Four spores, x 400

INDEX

The superior figures tell the exact place on the page in ninths; e.g. 36³ means page 36, beginning in the third ninth of the page, i.e. about one third of the way down.

- Agaricus** abruptibulbus, 36².
abruptus, 35⁷-36².
chlamydopus, 36².
cothurnatus, 36², 36⁵.
halophilus, 36³.
magniceps, 36³.
magnificus, 36³, 36⁶.
maritimus, 36³, 36⁵.
micromegethus, 36⁴.
pilosporus, 36⁴.
praerimosus, 36⁴.
pusillus, 36⁴, 36⁶.
sphaerosporus, 36⁴, 36⁷.
tabularis, 36⁴, 36⁷.
- Alpine cotton grass, 38⁷.
Amanita crenulata, 19⁵.
lignophila, 19⁶.
magnifica, 36⁶.
radicata, 19⁸.
- Amphicarpaea** monoica, 31⁹.
Anomodon attenuatus, 31⁹.
Antennaria canadensis, 36⁸.
Appendiculate pholiota, explanation of plate, 50⁹-51².
Arenaria leptoclados, 19⁹.
serpyllifolia *var.* tenuior, 19⁹.
Arisaema stewardsoni, 20¹.
Atkinson's boletus, explanation of plate, 51⁶.
- Beckwith** thorn, 27¹.
Benignant thorn, 27⁵.
Blephariglottis ciliaris, 36⁹-37².
Blephilia hirsuta, 37².
Boletus, Atkinson's, explanation of plate, 51⁶.
conelike, 48⁶-49³; explanation of plate, 53¹.
- Boletus**, larch, 46⁶-47³; explanation of plate, 52⁵.
noble, 48¹; explanation of plate, 52⁹.
red dotted, 47³; explanation of plate, 52⁷.
rough cap, explanation of plate, 51⁴.
- Boletus atkinsoni**, 20²; explanation of plate, 51⁶.
laricinus, 20⁶, 46⁶-47³; explanation of plate, 52⁵.
nobilis, 20⁷, 48¹; explanation of plate, 52⁸.
rubropunctus, 47³; explanation of plate, 52⁶.
rugosiceps, 20⁷-21²; explanation of plate, 51⁴.
- Botrychium** obliquum, 37³.
tenebrosum, 21³.
- Bryum** pendulum, 21⁴.
Bulrush, 34⁶.
Burnham, Stewart H., work of, 8⁷.
- Cantharellus** cinnabarinus, 37⁴.
Carex castanea, 37⁸.
crawei, 38³.
flexilis, 37⁹.
formosa, 38¹.
setifolia, 38².
- Cercospora** circumscissa, 38³.
Chantarelle, 37⁴.
Cherry, wild red, 42¹.
Cladonia gracilis, 21⁵.
verticillata, 21⁴.
- Clavaria**, grapelike, 49³; explanation of plate, 53⁵.
large club, 50¹; explanation of plate, 53³.

- Clararia*, botrytoides, 21⁵, 49⁸; explanation of plate, 53⁵.
 pillularis, 50¹; explanation of plate, 53³.
 xanthosperma, 21⁶.
Coccineae, 27⁹, 29⁸, 31³.
 Cockspur thorn, 8⁴.
Collybia amabilipes, 21⁸.
Conelike boletus, 48⁶-49³; explanation of plate, 53¹.
Convolvulus repens, 21⁹.
Cortinarius heliotropicus, 22¹; explanation of plate, 50⁷.
 Cotton grass, alpine, 38⁷.
Crataegus, New York species, 6⁸; synopsis of sections, 29⁵; synopsis of species, 29⁹-31⁶.
Crataegus acclivis, 25³, 30³.
 baxteri, 24², 30⁷.
 beata, 22⁸, 30⁵.
 beckwithae, 27¹, 31³.
 benigna, 27⁵, 30⁹.
 coccinea rotundifolia, 8⁴.
 colorata, 26⁸, 31³.
 compta, 23⁴, 30⁶.
 crus-galli, 8⁴, 29⁴, 29⁹.
 cupulifera, 27⁶, 31³.
 delucida, 7³.
 deweyana, 28², 31⁵.
 diffusa, 23⁵, 30⁶.
 dunbari, 27³, 31³.
 durobrivensis, 25¹, 30³.
 ellwangeriana, 24⁷, 30².
 ferentaria, 28³, 31⁶.
 formosa, 23³, 30⁵.
 fulleriana, 24⁵, 30¹.
 gemmosa, 27⁹-28¹, 31⁶.
 glaucophylla, 26², 30⁹.
 gravesii, 7⁴.
 holmesiana, 29⁴, 30⁴.
 hudsonica, 28⁹-29¹.
 laneyi, 28⁶, 31⁵.
 leiophylla, 23², 30⁵.
 lennoniana, 22⁹-23¹, 30⁵.
 macauleyae, 27⁸, 31⁴.
 macracantha, 29⁴, 31⁶.
 maineana, 23⁹-24², 30⁷.
 matura, 29⁴, 31².
 opulens, 23⁷, 30⁶.
Crataegus, *ornata*, 26⁴, 31².
 parviflora, 25⁸, 30⁸.
 pedicellata, 25⁶, 30³.
 persimilis, 22⁶, 29⁹.
 pringlei, 29⁴, 30².
 punctata, 8⁵, 29⁴, 29⁹.
 rubicunda, 26⁶, 31².
 spissiflora, 24⁸, 30².
 streeterae, 25⁹-26¹, 30⁹.
 succulenta, 29⁴, 31⁵.
 tatnalliana, 28⁷.
 tenuiloba, 26⁷, 31¹.
 tomentosa, 29⁴, 31⁵.
 verecunda, 24³, 30⁷.
Craterellus taxophilus, 22⁶.
Crus-galli, 29⁶, 29⁹.
 Cup-bearing thorn, 27⁷.
Cypridium reginae, 38⁵.
Dewey thorn, 28².
Dilatatae, 25³.
Dipsacus laciniatus, 31⁶.
 Dunbar thorn, 27⁴.
Edible fungi, 6⁵, 44²-50⁶.
 Edules, 20⁵, 48⁴.
Eleocharis palustris vigens, 38⁵.
 Ellwanger thorn, 24⁷.
Eocronartium typhuloides, 31⁸.
Eriophorum alpinum, 38⁷.
 Explanation of plates, 50⁶-53.
Falcata comosa, 31⁹.
 pitcheri, 31⁹.
Favolus europaeus, 32⁶.
 Fern, common, 40⁵.
 grape, 21³, 37³.
Flammula abrupta, 35⁹.
Fragaria americana, 38⁸.
 Fries, Elias, cited, 35⁸.
 Fuller thorn, 24⁵.
 Fungi, edible, 6⁵, 44²-50⁶.
 Fungus, refrigerator, 32¹.
Fusarium aquaeductuum, 32¹.
Galera capillaripes, 32².
Geranium bicknellii, 32³.
 Grape fern, 21³, 37³.
 Grapelike clavaria, 49³; explanation of plate, 53⁵.
 Grass, alpine cotton, 38⁷.
Gratiola aurea, 38⁹.

- Graves thorn, 7¹.
 Gray, Asa, cited, 36⁹.
 Gyrostachys ochroleuca, 32⁴.
- Habenaria ciliaris**, 36⁹.
 Heliotrope cortinarius, explanation of plate, 50⁷.
 Hexagona alveolaris, 32⁶.
 micropora, 32⁵.
 Hieracium praealtum, 39¹.
 Hydnum adustum, 39³.
 Hygrophorus, deceiving, 46¹; explanation of plate, 52³.
 Hygrophorus, shining, 45³; explanation of plate, 52¹.
 Hygrophorus laurae decipiens, 39⁴, 46¹; explanation of plate, 52³.
 nitidus, 45³; explanation of plate, 52¹.
 Hypholoma, brick-red, 39⁵.
 Hypholoma rugocephalum, 32⁷.
 sublateritium, 39⁵.
 Hypomyces banningiae, 32⁷.
 inaequalis, 32⁸.
- Inocybe maritima**, 36⁵.
 Intricatae, 24³, 29⁸, 30⁷.
- Juniper**, 40¹.
 Juniperus nanus, 40¹.
- Lachnocladium semivestitum**, 33¹.
 Lactarius, short, explanation of plate, 51².
 Lactarius brevis, 33²; explanation of plate, 51².
 colorascens, 33⁵.
 Laney thorn, 28⁶.
 Larch boletus, 46⁶-47³; explanation of plate, 52⁵.
 Lepiota onion-stemmed, 44²-45³; explanation of plate, 51⁸.
 Lepiota cepaestipes, 44²-45³; explanation of plate, 51⁸.
 naucina, 36⁷.
 Limnorchis dilatata linearifolius, 40³.
 Lobulatae, 25³, 25⁶, 29⁷, 30².
- Macauley thorn**, 27⁸.
 Marasmius resinosis candidissimus, 40⁵.
 niveus, 40⁴.
- Massee, cited, 40⁸.
 Molles, 24⁵, 29⁷, 30¹.
 Moss, living, 31⁸.
 Mushrooms, edible, species sent to St Louis Exposition, 8⁷.
 Myxadium, 22⁴.
- Onion-stemmed lepiota**, 44²-45³; explanation of plate, 51⁸.
 Osmunda claytoniana, 40⁵.
 Oxalis cymosa, 40⁷.
- Phacelia dubia**, 40⁹.
 Pholiota appendiculata, 33⁸-34³; explanation of plate, 50⁹-51²:
 Picea canadensis, 41¹.
 Pitcher plant, 42⁹-43⁴.
 Plants, contributors, list of, 5⁷, 12⁵-19⁴; species added to collection, 5⁵, 9¹-12⁴; species not before reported, 6¹, 19⁵-35⁶.
 Plates, explanation of, 50⁶-53.
 Plum, wild, 41⁹.
 Pruinosae, 8², 22⁹, 29⁷, 30⁴.
 Prunus americana, 41⁹.
 pennsylvanica, 42¹.
 Pterospora andromedea, 42².
 Punctatae, 20⁶, 29⁹.
- Refrigerator fungus**, 32¹.
 Rochester thorn, 25².
 Rosa sayi, 42⁴.
 Rudbeckia hirta, 42⁴.
 laciniata, 42⁵.
- St Louis Exposition**, botanical exhibit, 8⁷.
 Salix amygdaloides, 42⁷.
 cordata, 42⁸.
 lucida, 34⁴.
 nigra, 42⁸.
 serissima, 34⁴.
 Sargent, cited, 25³.
 Sarracenia purpurea, 42⁹-43⁴.
 Scirpus lacustris, 34⁶.
 occidentalis, 34⁶.
 Sedges, 37⁹, 38².
 Silene vulgaris, 43⁴.
 Sisyrinchium arenicola, 34⁷.
 Solomon's seal, star-flowered, 43⁶.
 Spruce, white, 41¹.
 Stachys sieboldi, 34⁸.

- Stereum spadiceum*, 43⁵.
 Stevenson, cited, 49⁸.
 Strawberry, 38⁸.
Strobilomyces strobilaceus, 48⁶-49³;
 explanation of plate, 53¹.
Stropharia cothurnata, 36⁵.
- Tenuifoliae**, 8², 25⁸, 29⁸, 30⁸-31³.
Teucrium boreale, 34⁸.
 Thorn, Beckwith, 27¹.
 benignant, 27⁵.
 cockspur, 8⁴.
 cup-bearing, 27⁷.
 Dewey, 28².
 dotted fruited, 8⁵.
 Dunbar, 27⁴.
 Ellwanger, 24⁷.
 Fuller, 24⁵.
 Graves, 7⁴.
 Laney, 28⁶.
 light armed, 28⁴.
 Macauley, 27⁸.
 Rochester, 25².
 round leaved, 8⁴.
 thin lobed, 26⁷.
- Tomentosae*, 28⁷, 29⁵, 31⁴.
Tricholoma grammopodium, 36⁷.
- Uredinopsis atkinsonii**, 34⁹.
 osmundae, 35¹.
- Vagnera stellata**, 43⁶.
Viburnum lentago, 43⁷.
Viola amoena, 35².
 blanda, 35².
 latiuscula, 35³.
 palmata dilatata, 43⁹.
 papilionacea domestica, 44¹.
 septentrionalis, 35⁴.
 Violets, 35³.
 northern blue, 35⁴.
Volvaria parvula, 36⁹.
- Willows**, 34⁴, 42⁸.
- Xyris flexuosa**, 35⁶.
 montana, 35⁵.
- Zygodesmus granulosus**, 35⁷.

New York State Museum

PUBLICATIONS

Postage or express to places outside of New York State must be paid in addition to the price given. On 10 or more copies of any one publication 20% discount will be given, the buyer to pay transportation. Editions printed are only large enough to meet special claims and probable sales. When the sale copies are exhausted, the price for the few reserve copies is advanced to that charged by secondhand booksellers, in order to limit their distribution to cases of special need. Such prices are inclosed in []. All publications are in paper covers, unless binding is specified.

Museum annual reports 1847-date. *All in print to 1892, 50c a volume, 75c in cloth; 1892-date, 75c, cloth.*

These reports are made up of the reports of the director, geologist, paleontologist, botanist and entomologist, and museum bulletins and memoirs, issued as advance sections of the reports.

Geologist's annual reports 1881-date. Rep'ts 1, 3-13, 17-date, O; 2, 14-16, Q.

The annual reports of the early natural history survey, 1837-41, are out of print.

Reports 1-4, 1881-84, were published only in separate form. Of the 5th report 4 pages were reprinted in the 39th museum report, and a supplement to the 6th report was included in the 40th museum report. The 7th and subsequent reports are included in the 41st and following museum reports, except that certain lithographic plates in the 11th report (1891) and 13th (1893) are omitted from the 45th and 47th museum reports.

Separate volumes of the following only are available.

| Report | Price | Report | Price | Report | Price |
|-----------|-------|--------|-------|--------|-----------------|
| 12 (1892) | \$.50 | 17 | \$.75 | 21 | \$.40 |
| 14 | .75 | 18 | .75 | 22 | .40 |
| 15, 2v. | 2 | 19 | .40 | 23 | <i>In press</i> |
| 16 | 1 | 20 | .50 | | |

In 1898 the paleontologic work of the State was made distinct from the geologic and was reported separately from 1899-1903. The two departments were reunited in 1904.

Paleontologist's annual reports 1899-1903.

See fourth note under Geologist's annual reports.

Bound also with museum reports of which they form a part. Reports for 1899 and 1900 may be had for 20c each. Those for 1901-3 were issued as bulletins. In 1904 combined with geologist's report.

Entomologist's annual reports on the injurious and other insects of the State of New York 1882-date.

Reports 3-19 bound also with museum reports 40-46, 48-57 of which they form a part. Since 1898 these reports have been issued as bulletins. Reports 3-4 are out of print, other reports with prices are:

| Report | Price | Report | Price | Report | Price |
|--------|-------|-----------|-------|-----------|-----------------|
| 1 | \$.50 | 9 | \$.25 | 15 (En 9) | \$.15 |
| 2 | .30 | 10 | .35 | 16 (" 10) | .25 |
| 5 | .25 | 11 | .25 | 17 (" 14) | .30 |
| 6 | .15 | 12 | .25 | 18 (" 17) | .20 |
| 7 | .20 | 13 | .10 | 19 (" 21) | .15 |
| 8 | .25 | 14 (En 5) | .20 | 20 | <i>In press</i> |

Reports 2, 8-12 may also be obtained bound separately in cloth at 25c in addition to the price given above.

Botanist's annual reports 1867-date.

Bound also with museum reports 21-date of which they form a part; the first botanist's report appeared in the 21st museum report and is numbered 21. Reports 21-24, 29, 31-41 were not published separately.

Separate reports 25-28, 30, 42-50 and 52 (Botany 3) are out of print. Report 51 may be had for 40c; 53 for 20c; 54 for 50c. Since the 55th these reports have been issued as bulletins.

Descriptions and illustrations of edible, poisonous and unwholesome fungi of New York have been published in volumes 1 and 3 of the 48th museum report and in volume 1 of the 49th, 51st, 52d, 54th and 55th reports. The descriptions and illustrations of edible and unwholesome species contained in the 49th, 51st and 52d reports have been revised and rearranged, and, combined with others more recently prepared, constitute Museum memoir 4.

NEW YORK STATE EDUCATION DEPARTMENT

Museum bulletins 1887—date. O. To advance subscribers, \$2 a year or 50c a year for those of any one division: (1) geology, economic geology, mineralogy, (2) general zoology, archeology and miscellaneous, (3) paleontology, (4) botany, (5) entomology.

Bulletins are also found with the annual reports of the museum as follows:

| Bulletin | Report | Bulletin | Report | Bulletin | Report | Bulletin | Report |
|----------|----------|----------|----------|----------|----------|----------|----------|
| G 1 | 48, v. 1 | Pa 1 | 54, v. 1 | En 7-9 | 53, v. 1 | Ar 3 | 52, v. 1 |
| 2 | 51, v. 1 | 2, 3 | " v. 3 | 10 | 54, v. 2 | 4 | 54, v. 1 |
| 3 | 52, v. 1 | 4 | " v. 4 | 11 | " v. 3 | 5 | " v. 3 |
| 4 | 54, v. 4 | 5, 6 | 55, v. 1 | 12, 13 | " v. 4 | 6 | 55, v. 1 |
| 5 | 56, v. 1 | 7-9 | 56, v. 2 | 14 | 55, v. 1 | 7 | 56, v. 4 |
| Eg 5, 6 | 48, v. 1 | Z 3 | 53, v. 1 | 15-18 | 56, v. 3 | Ms 1, 2 | " v. 4 |
| 7 | 50, v. 1 | 4 | 54, v. 1 | Bo 3 | 52, v. 1 | | |
| 8 | 53, v. 1 | 5-7 | " v. 3 | 4 | 53, v. 1 | Memoir | |
| 9 | 54, v. 2 | 8 | 55, v. 1 | 5 | 55, v. 1 | 2 | 49, v. 3 |
| 10 | " v. 3 | 9 | 56, v. 3 | 6 | 56, v. 4 | 3, 4 | 53, v. 2 |
| 11 | 56, v. 1 | En 3 | 48, v. 1 | Ar 1 | 50, v. 1 | | |
| M 2 | " v. 1 | 4-6 | 52, v. 1 | 2 | 51, v. 1 | | |

The figures in parenthesis indicate the bulletin's number as a New York State Museum bulletin.

- Geology.** G1 (14) Kemp, J. F. Geology of Moriah and Westport Townships, Essex Co. N. Y., with notes on the iron mines. 38p. 7pl. 2 maps. Sep. 1895. 10c.
- G2 (19) Merrill, F: J. H. Guide to the Study of the Geological Collections of the New York State Museum. 162p. 119pl. map. Nov. 1898. [50c]
- G3 (21) Kemp, J. F. Geology of the Lake Placid Region. 24p. 1pl. map. Sep. 1898. 5c.
- G4 (48) Woodworth, J. B. Pleistocene Geology of Nassau County and Borough of Queens. 58p. il. 9pl. map. Dec. 1901. 25c.
- G5 (56) Merrill, F: J. H. Description of the State Geologic Map of 1901. 42p. 2 maps, tab. Oct. 1902. 10c.
- G6 (77) Cushing, H. P. Geology of the Vicinity of Little Falls, Herkimer Co. 98p. il. 15pl. 2 maps. Jan. 1905. 30c.
- G7 (83) Woodworth, J. B. Pleistocene Geology of the Mooers Quadrangle. 62p. 25pl. map. June 1905. 25c.
- G8 (84) ——— Ancient Water Levels of the Champlain and Hudson Valleys. *In press.*
- G9 (95) Cushing, H. P. Geology of the Northeast Adirondack Region. *In press.*
- Ogilvie, I. H. Geology of the Paradox Lake Quadrangle. *In press.*
- Economic geology.** Eg1 (3) Smock, J: C. Building Stone in the State of New York. 152p. Mar. 1888. *Out of print.*
- Eg2 (7) ——— First Report on the Iron Mines and Iron Ore Districts in the State of New York. 6+70p. map. June 1889. *Out of print.*
- Eg3 (10) ——— Building Stone in New York. 210p. map, tab. Sep. 1890. 40c.
- Eg4 (11) Merrill, F: J. H. Salt and Gypsum Industries of New York. 92p. 12pl. 2 maps, 11tab. Ap. 1893. [50c.]
- Eg5 (12) Ries, Heinrich. Clay Industries of New York. 174p. 2pl. map. Mar. 1895. 30c.
- Eg6 (15) Merrill, F: J. H. Mineral Resources of New York. 224p. 2 maps. Sep. 1895. [50c.]
- Eg7 (17) ——— Road Materials and Road Building in New York. 52p. 14pl. 2 maps 34x45, 68x92 cm. Oct. 1897. 15c.
- Maps separate 10c each, two for 15c.
- Eg8 (30) Orton, Edward. Petroleum and Natural Gas in New York. 136p. il. 3 maps. Nov. 1899. 15c.
- Eg9 (35) Ries, Heinrich. Clays of New York; their Properties and Uses. 456p. 140pl. map. June 1900. \$1, cloth.
- Eg10 (44) ——— Lime and Cement Industries of New York; Eckel, E. C. Chapters on the Cement Industry. 332p. 101pl. 2 maps. Dec. 1901. 85c, cloth.
- Eg11 (61) Dickinson, H. T. Quarries of Bluestone and other Sandstones in New York. 108p. 18pl. 2 maps. Mar. 1903. 35c.
- Eg12 (85) Rafter, G: W. Hydrology of New York State. 902p. il. 44pl. 5 maps. May 1905. \$1.50, cloth.


- Eg13 (93)** Newland, D. H. Mining and Quarry Industry of New York. 78p. July 1905. 15c.
- Mineralogy. M1 (4)** Nason, F. L. Some New York Minerals and their Localities. 20p. 1pl. Aug. 1888. [10c]
- M2 (58)** Whitlock, H. P. Guide to the Mineralogic Collections of the New York State Museum. 150p. il. 39pl. 11 models. Sep. 1902. 40c.
- M3 (70)** — New York Mineral Localities. 110p. Sep. 1903. 20c.
—Contributions from the Mineralogic Laboratory. *In press.*
- Paleontology. Pa1 (34)** Cumings, E. R. Lower Silurian System of Eastern Montgomery County; Prosser, C. S. Notes on the Stratigraphy of Mohawk Valley and Saratoga County, N. Y. 74p. 10pl. map. May 1900. 15c
- Pa2 (39)** Clarke, J. M.; Simpson, G. B. & Loomis, F. B. Paleontologic Papers 1. 72p. il. 16pl. Oct. 1900. 15c.
Contents: Clarke, J. M. A Remarkable Occurrence of Orthoceras in the Oneonta Beds of the Chenango Valley, N. Y.
—Paropsonema cryptophya; a Peculiar Echinoderm from the Intumescens-zone (Portage Beds) of Western New York.
—Dictyonine Hexactinellid Sponges from the Upper Devonian of New York.
—The Water Biscuit of Squaw Island, Canandaigua Lake, N. Y.
Simpson, G. B. Preliminary Descriptions of New Genera of Paleozoic Rugose Corals.
Loomis, F. B. Siluric Fungi from Western New York.
- Pa3 (42)** Ruedemann, Rudolf. Hudson River Beds near Albany and their Taxonomic Equivalents. 114p. 2pl. map. Ap. 1901. 25c.
- Pa4 (45)** Grabau, A. W. Geology and Paleontology of Niagara Falls and Vicinity. 286p. il. 18pl. map. Ap. 1901. 65c; cloth, 90c.
- Pa5 (49)** Ruedemann, Rudolf; Clarke, J. M. & Wood, Elvira. Paleontologic Papers 2. 240p. 13pl. Dec. 1901. 40c.
Contents: Ruedemann, Rudolf. Trenton Conglomerate of Rysedorph Hill.
Clarke, J. M. Limestones of Central and Western New York Interbedded with Bituminous Shales of the Marcellus Stage.
Wood, Elvira. Marcellus Limestones of Lancaster, Erie Co. N. Y.
Clarke, J. M. New Agelacrinites.
—Value of Amnigenia as an Indicator of Fresh-water Deposits during the Devonian of New York, Ireland and the Rhineland.
- Pa6 (52)** Clarke, J. M. Report of the State Paleontologist 1901. 280p. il. 9pl. map, 1 tab. July 1902. 40c.
- Pa7 (63)** — Stratigraphy of Canandaigua and Naples Quadrangles. 78p. map. June 1904. 25c.
- Pa8 (65)** — Catalogue of Type Specimens of Paleozoic Fossils in the New York State Museum. 848p. May 1903. \$1.20, cloth.
- Pa9 (69)** — Report of the State Paleontologist 1902. 464p. 52pl. 8 maps. Nov. 1903. \$1, cloth.
- Pa10 (80)** — Report of the State Paleontologist 1903. 396p. 20pl. map. Feb. 1905. 85c, cloth.
- Pa11 (81)** — & Luther, D. D. Watkins and Elmira Quadrangles. 32p. map. Mar. 1905. 25c.
- Pa12 (82)** — Geologic Map of the Tully Quadrangle. 40p. map. Ap. 1905. 20c.
- Luther, D. D. Geology of the Buffalo Quadrangle. *In press.*
- Grabau, A. W. Guide to the Geology and Paleontology of the Schoharie Region. *In press.*
- Ruedemann, Rudolf. Cephalopoda of Beekmantown and Chazy Formations of Champlain Basin. *In preparation.*
- Zoology. Z1 (1)** Marshall, W. B. Preliminary List of New York Unionidae. 20p. Mar. 1892. 5c.
- Z2 (9)** — Beaks of Unionidae Inhabiting the Vicinity of Albany, N. Y. 24p. 1pl. Aug. 1890. 10c.
- Z3 (29)** Miller, G. S. jr. Preliminary List of New York Mammals. 124p. Oct. 1899. 15c.
- Z4 (33)** Farr, M. S. Check List of New York Birds. 224p. Ap. 1900. 25c.
- Z5 (38)** Miller, G. S. jr. Key to the Land Mammals of Northeastern North America. 106p. Oct. 1900. 15c.
- Z6 (40)** Simpson, G. B. Anatomy and Physiology of Polygyra albolabris and Limax maximus and Embryology of Limax maximus. 82p. 28pl. Oct. 1901. 25c.
- Z7 (43)** Kellogg, J. L. Clam and Scallop Industries of New York. 36p. 2pl. map. Ap. 1901. 10c.


NEW YORK STATE EDUCATION DEPARTMENT

- Z8 (51) Eckel, E. C. & Paulmier, F. C. Catalogue of Reptiles and Batrachians of New York. 64p. il. 1pl. Ap. 1902. 15c.
 Eckel, E. C. Serpents of Northeastern United States.
 Paulmier, F. C. Lizards, Tortoises and Batrachians of New York.
- Z9 (60) Bean, T. H. Catalogue of the Fishes of New York. 784p. Feb. 1903. \$1, cloth.
- Z10 (71) Kellogg, J. L. Feeding Habits and Growth of *Venus mercenaria*. 30p. 4pl. Sep. 1903. 10c.
- Z11 (88) Letson, Elizabeth J. Check List of the Mollusca of New York. 114p. May 1905. 20c.
- Z12 (91) Paulmier, F. C. Higher Crustacea of New York City. 78p. il. June 1905. 20c.
- Eaton, E. H. Birds of New York. *In preparation*.
- Entomology. En 1 (5) Lintner, J. A. White Grub of the May Beetle. 32p. il. Nov. 1888. 10c.
- En2 (6) — Cut-worms. 36p. il. Nov. 1888. 10c.
- En3 (13) — San José Scale and Some Destructive Insects of New York State. 54p. 7pl. Ap. 1895. 15c.
- En4 (20) Felt, E. P. Elm-leaf Beetle in New York State. 46p. il. 5pl. June 1898. 5c.
 See En15.
- En5 (23) — 14th Report of the State Entomologist 1898. 150p. il. 9pl. Dec. 1898. 20c.
- En6 (24) — Memorial of the Life and Entomologic Work of J. A. Lintner Ph.D. State Entomologist 1874-98; Index to Entomologist's Reports 1-13. 316p. 1pl. Oct. 1899. 35c.
 Supplement to 14th report of the state entomologist.
- En7 (26) — Collection, Preservation and Distribution of New York Insects. 36p. il. Ap. 1899. 5c.
- En8 (27) — Shade Tree Pests in New York State. 26p. il. 5pl. May 1899. 5c.
- En9 (31) — 15th Report of the State Entomologist 1899. 128p. June 1900. 15c.
- En10 (36) — 16th Report of the State Entomologist 1900. 118p. 16pl. Mar. 1901. 25c.
- En11 (37) — Catalogue of Some of the More Important Injurious and Beneficial Insects of New York State. 54p. il. Sep. 1900. 10c.
- En12 (46) — Scale Insects of Importance and a List of the Species in New York State. 94p. il. 15pl. June 1901. 25c.
- En13 (47) Needham, J. G. & Betten, Cornelius. Aquatic Insects in the Adirondacks. 234p. il. 36pl. Sep. 1901. 45c.
- En14 (53) Felt, E. P. 17th Report of the State Entomologist 1901. 232p. il. 6pl. Aug. 1902. 30c.
- En15 (57) — Elm Leaf Beetle in New York State. 46p. il. 8pl. Aug. 1902. 15c.
 This is a revision of En4 containing the more essential facts observed since that was prepared.
- En16 (59) — Grapevine Root Worm. 40p. 6pl. Dec. 1902. 15c.
 See En 19.
- En17 (64) — 18th Rept. of the State Entomologist 1902. 110p. 6pl. May 1903. 20c.
- En18 (68) Needham, J. G. & others. Aquatic Insects in New York. 322p. 52pl. Aug. 1903. 80c, cloth.
- En19 (72) Felt, E. P. Grapevine Root Worm. 58p. 13pl. Nov. 1903. 20c.
 This is a revision of En16 containing the more essential facts observed since that was prepared.
- En20 (74) — & Joutel, L. H. Monograph of the Genus *Saperda*. 88p. 14pl. June 1904. 25c.
- En21 (76) Felt, E. P. 19th Report of the State Entomologist 1903. 150p. 4pl. 1904. 15c.
- En22 (79) — Mosquitos or Culicidae of New York. 164p. il. 57pl. Oct. 1904. 40c.
- En23 (86) Needham, J. G. & others. May Flies and Midges of New York. 352p. il. 37pl. 80c, cloth.

MUSEUM PUBLICATIONS

- Felt, E. P. 20th Report of the State Entomologist 1904. *In press.*
- Botany.** **Bo1** (2) Peck, C. H. Contributions to the Botany of the State of New York. 66p. 2pl. May 1887. *Out of print.*
- Bo2** (8) — Boleti of the United States. 96p. Sep. 1889. [50c]
- Bo3** (25) — Report of the State Botanist 1898. 76p. 5pl. Oct. 1899. *Out of print.*
- Bo4** (28) — Plants of North Elba. 206p. map. June 1899. 20c.
- Bo5** (54) — Report of the State Botanist 1901. 58p. 7pl. Nov. 1902. 40c.
- Bo6** (67) — Report of the State Botanist 1902. 196p. 5pl. May 1903. 50c.
- Bo7** (75) — Report of the State Botanist 1903. 70p. 4pl. 1904. 40c.
- Bo8** (94) — Report of the State Botanist 1904. 60p. 10pl. July 1905. 40c.
- Archeology.** **Ar1** (16) Beauchamp, W. M. Aboriginal Chipped Stone Implements of New York. 86p. 23pl. Oct. 1897. 25c.
- Ar2** (18) — Polished Stone Articles used by the New York Aborigines. 104p. 35pl. Nov. 1897. 25c.
- Ar3** (22) — Earthenware of the New York Aborigines. 78p. 33pl. Oct. 1898. 25c.
- Ar4** (32) — Aboriginal Occupation of New York. 190p. 16pl. 2 maps. Mar. 1900. 30c.
- Ar5** (41) — Wampum and Shell Articles used by New York Indians. 166p. 28pl. Mar. 1901. 30c.
- Ar6** (50) — Horn and Bone Implements of the New York Indians. 112p. 43pl. Mar. 1902. 30c.
- Ar7** (55) — Metallic Implements of the New York Indians. 94p. 38pl. June 1902. 25c.
- Ar8** (73) — Metallic Ornaments of the New York Indians. 12 p. 37pl. Dec. 1903. 30c.
- Ar9** (78) — History of the New York Iroquois. 340p. 17pl. map. Feb. 1905. 75c, cloth.
- Ar10** (87) — Perch Lake Mounds. 84p. 12pl. Ap. 1905. 20c.
- Ar11** (89) — Aboriginal Use of Wood in New York. 190p. 35pl. June 1905. 35c.
- Miscellaneous.** **Ms1** (62) Merrill, F. J. H. Directory of Natural History Museums in United States and Canada. 236p. Ap. 1903. 30c.
- Ms2** (66) Ellis, Mary. Index to Publications of the New York State Natural History Survey and New York State Museum 1837-1902. 418p. June 1903. 75c, cloth.
- Museum memoirs** 1889-date. Q.
- 1** Beecher, C. E. & Clarke, J. M. Development of Some Silurian Brachiopoda. 96p. 8pl. Oct. 1889. *Out of print.*
- 2** Hall, James & Clarke, J. M. Paleozoic Reticulate Sponges. 350p. il. 70pl. 1898. \$1, cloth.
- 3** Clarke, J. M. The Oriskany Fauna of Becraft Mountain, Columbia Co. N. Y. 128p. 9pl. Oct. 1900. 80c.
- 4** Peck, C. H. N. Y. Edible Fungi, 1895-99. 106p. 25pl. Nov. 1900. 75c. This includes revised descriptions and illustrations of fungi reported in the 49th, 51st and 52d reports of the state botanist.
- 5** Clarke, J. M. & Ruedemann, Rudolf. Guelph Formation and Fauna of New York State. 196p. 21pl. July 1903. \$1.50, cloth.
- 6** — Naples Fauna in Western New York. 268p. 26pl. map. \$2, cloth.
- 7** Ruedemann, Rudolf. Graptolites of New York. Pt 1 Graptolites of the Lower Beds. 350p. 17pl. Feb. 1905. \$1.50, cloth.
- Felt, E. P. Insects Affecting Park and Woodland Trees. *In press.*
- Clarke, J. M. Early Devonian of Eastern New York. *In preparation.*
- Natural history** of New York. 30v. il. pl. maps. Q. Albany 1842-94.
- DIVISION 1 ZOOLOGY.** De Kay, James E. Zoology of New York; or, The New York Fauna; comprising detailed descriptions of all the animals hitherto observed within the State of New York with brief notices of those occasionally found near its borders, and accompanied by appropriate illustrations. 5v. il. pl. maps. sq. Q. Albany 1842-44. *Out of print*
- Historical introduction to the series by Gov. W. H. Seward. 178p.
- v. 1 ptr Mammalia.** 13 + 146p. 33pl. 1842. 300 copies with hand-colored plates.







MUSEUM PUBLICATIONS

- v. 2 pt2 Birds. 12 + 38op. 141pl. 1844.
Colored plates.
- v. 3 pt3 Reptiles and Amphibia. 7 + 98p. pt4 Fishes. 15 + 415p. 1842.
pt3-4 bound together.
- v. 4 Plates to accompany v. 3. Reptiles and Amphibia 23pl. Fishes 79pl.
1842.
300 copies with hand-colored plates.
- v. 5 pt5 Mollusca. 4 + 271p. 40pl. pt6 Crustacea. 7op. 13pl. 1843-44.
Hand-colored plates: pt5-6 bound together.
- DIVISION 2 BOTANY. Torrey, John. Flora of the State of New York; comprising full descriptions of all the indigenous and naturalized plants hitherto discovered in the State, with remarks on their economical and medical properties. 2v. il. pl. sq. Q. Albany 1843. *Out of print.*
- v. 1 Flora of the State of New York. 12 + 484p. 72pl. 1843.
300 copies with hand-colored plates.
- v. 2 Flora of the State of New York. 572p. 89pl. 1843.
300 copies with hand-colored plates.
- DIVISION 3 MINERALOGY. Beck, Lewis C. Mineralogy of New York; comprising detailed descriptions of the minerals hitherto found in the State of New York, and notices of their uses in the arts and agriculture. il. pl. sq. Q. Albany 1842. *Out of print.*
- v. 1 pt1 Economical Mineralogy. pt2 Descriptive Mineralogy. 24 + 536p.
1842.
8 plates additional to those printed as part of the text.
- DIVISION 4 GEOLOGY. Mather, W: W.; Emmons, Ebenezer; Vanuxem, Lardner & Hall, James. Geology of New York. 4v. il. pl. sq. Q. Albany 1842-43. *Out of print.*
- v. 1 pt1 Mather, W: W. First Geological District. 37 + 653p. 46pl. 1843.
- v. 2 pt2 Emmons, Ebenezer. Second Geological District. 10 + 437p. 17pl.
1842.
- v. 3 pt3 Vanuxem, Lardner. Third Geological District. 306p. 1842.
- v. 4 pt4 Hall, James. Fourth Geological District. 22 + 683p. 19pl. map.
1843.
- DIVISION 5 AGRICULTURE. Emmons, Ebenezer. Agriculture of New York; comprising an account of the classification, composition and distribution of the soils and rocks and the natural waters of the different geological formations, together with a condensed view of the meteorology and agricultural productions of the State. 5v. il. pl. sq. Q. Albany 1846-54. *Out of print.*
- v. 1 Soils of the State, their Composition and Distribution. 11 + 371p. 21pl.
1846.
- v. 2 Analysis of Soils, Plants, Cereals, etc. 8 + 343 + 46p. 42pl. 1849.
With hand-colored plates.
- v. 3 Fruits, etc. 8 + 340p. 1851.
- v. 4 Plates to accompany v. 3. 95pl. 1851.
Hand-colored.
- v. 5 Insects Injurious to Agriculture. 8 + 272p. 50pl. 1854.
With hand-colored plates.
- DIVISION 6 PALEONTOLOGY. Hall, James. Palaeontology of New York. 8v. il. pl. sq. Q. Albany 1847-94. *Bound in cloth.*
- v. 1 Organic Remains of the Lower Division of the New York System. 23 + 338p. 99pl. 1847. *Out of print.*
- v. 2 Organic Remains of Lower Middle Division of the New York System. 8 + 362p. 104pl. 1852. *Out of print.*
- v. 3 Organic Remains of the Lower Helderberg Group and the Oriskany Sandstone. pt1, text. 12 + 532p. 1859. [\$3.50]
— pt2, 143pl. 1861. [\$2.50]
- v. 4 Fossil Brachiopoda of the Upper Helderberg, Hamilton, Portage and Chemung Groups. 11 + 1 + 428p. 99pl. 1867. \$2.50.
- v. 5 pt1 Lamellibranchiata 1. Monomyaria of the Upper Helderberg, Hamilton and Chemung Groups. 18 + 268p. 45pl. 1884. \$2.50.
— Lamellibranchiata 2. Dimyaria of the Upper Helderberg, Hamilton, Portage and Chemung Groups. 62 + 293p. 51pl. 1885. \$2.50.

- pt2 Gasteropoda, Pteropoda and Cephalopoda of the Upper Helderberg, Hamilton, Portage and Chemung Groups. 2v. 1879. v. 1, text. 15 + 492p. v. 2, 120pl. \$2.50 for 2 v.
- Hall, James & Simpson, George B. v. 6 Corals and Bryozoa of the Lower and Upper Helderberg and Hamilton Groups. 24 + 298p. 67pl. 1887. \$2.50.
- & Clarke, John M. v. 7 Trilobites and other Crustacea of the Oriskany, Upper Helderberg, Hamilton, Portage, Chemung and Catskill Groups. 64 + 236p. 46pl. 1888. Cont. supplement to v. 5, pt2 Pteropoda, Cephalopoda and Annelida. 42p. 18pl. 1888. \$2.50.
- & Clarke, John M. v. 8 pt1 Introduction to the Study of the Genera of the Paleozoic Brachiopoda. 16 + 367p. 44pl. 1892. \$2.50.
- & Clarke, John M. — pt2 Paleozoic Brachiopoda. 16 + 394p. 84pl. 1894. \$2.50.

Catalogue of the Cabinet of Natural History of the State of New York and of the Historical and Antiquarian Collection annexed thereto. 242p. O. 1853.

Handbooks 1893-date. $7\frac{1}{2} \times 12\frac{1}{2}$ cm.

In quantities, 1 cent for each 16 pages or less. Single copies postpaid as below.

H5 New York State Museum. 52p. il. 4c.

Outlines history and work of the museum with list of staff 1902.

H13 Paleontology. 12p. 2c.

Brief outline of State Museum work in paleontology under heads: Definition; Relation to biology; Relation to stratigraphy; History of paleontology in New York.

H15 Guide to Excursions in the Fossiliferous Rocks of New York. 124p. 8c.

Itineraries of 32 trips covering nearly the entire series of Paleozoic rocks, prepared specially for the use of teachers and students desiring to acquaint themselves more intimately with the classic rocks of this State.

H16 Entomology. 16p. 2c.

H17 Economic Geology. 44p. 4c.

H18 Insecticides and Fungicides. 20p. 3c.

H19 Classification of New York Series of Geologic Formations. 32p. 3c.

Maps. Merrill, F. J. H. Economic and Geologic Map of the State of New York; issued as part of Museum bulletin 15 and the 48th Museum Report, v. 1. 59×67 cm. 1894. Scale 14 miles to 1 inch. 15c.

— Geologic Map of New York. 1901. Scale 5 miles to 1 inch. *In atlas form* \$3; *mounted on rollers* \$5. *Lower Hudson sheet* 60c.

The lower Hudson sheet, geologically colored, comprises Rockland, Orange, Dutchess, Putnam, Westchester, New York, Richmond, Kings, Queens and Nassau counties, and parts of Sullivan, Ulster and Suffolk counties; also northeastern New Jersey and part of western Connecticut.

— Map of New York showing the Surface Configuration and Water Sheds. 1901. Scale 12 miles to 1 inch. 15c.

Geologic maps on the United States Geological Survey topographic base; scale 1 in. = 1 m. Those marked with an asterisk have also been published separately.

*Albany county. Mus. rep't 49, v. 2. 1898. 50c.

Area around Lake Placid. Mus. bul. 21. 1898.

Vicinity of Frankfort Hill [parts of Herkimer and Oneida counties]. Mus. rep't 51, v. 1. 1899.

Rockland county. State geol. rep't 18. 1899.

Amsterdam quadrangle. Mus. bul. 34. 1900.

*Parts of Albany and Rensselaer counties. Mus. bul. 42. 1901. 10c.

*Niagara River. Mus. bul. 45. 1901. 25c.

Part of Clinton County. State geol. rep't 19. 1901.

Oyster Bay and Hempstead quadrangles on Long Island. Mus. bul. 48. 1901.

Portions of Clinton and Essex counties. Mus. bul. 52. 1902.

Part of town of Northumberland, Saratoga co. State geol. rep't 21. 1903.

Union Springs, Cayuga county and vicinity. Mus. bul. 69. 1903.

*Olean quadrangle. Mus. bul. 69. 1903. 10c.

*Becraft Mt with 2 sheets of sections. (Scale 1 in. = $\frac{1}{2}$ m.) Mus. bul. 69. 1903. 20c.

*Canandaigua-Naples quadrangles. Mus. bul. 63. 1904. 20c.


*Little Falls quadrangle. Mus. bul. 77. 1905. 15c.


*Watkins-Elmira quadrangle. Mus. bul. 81. 1905. 20c.

*Tully quadrangle. Mus. bul. 82. 1905. 10c.

*Salamanca quadrangle. Mus. bul. 80. 1905. 10c.







SMITHSONIAN INSTITUTION LIBRARIES



3 9088 01300 7414