

SBM 1010

ISSN 0968-0446

Bulletin of The Natural History Museum

Botany Series



THE
NATURAL
HISTORY
MUSEUM

VOLUME 25 NUMBER 2 30 NOVEMBER 1995

The *Bulletin of The Natural History Museum* (formerly: *Bulletin of the British Museum (Natural History)*), instituted in 1949, is issued in four scientific series, Botany, Entomology, Geology (incorporating Mineralogy) and Zoology.

The Botany Series is edited in the Museum's Department of Botany
Keeper of Botany: Dr S. Blackmore
Editor of Bulletin: Ms M.J. Short

Papers in the *Bulletin* are primarily the results of research carried out on the unique and ever-growing collections of the Museum, both by the scientific staff and by specialists from elsewhere who make use of the Museum's resources. Many of the papers are works of reference that will remain indispensable for years to come. All papers submitted for publication are subjected to external peer review for acceptance.

A volume contains about 160 pages, made up by two numbers, published in the Spring and Autumn. Subscriptions may be placed for one or more of the series on an annual basis. Individual numbers and back numbers can be purchased and a *Bulletin* catalogue, by series, is available. Orders and enquiries should be sent to:

Intercept Ltd.
P.O. Box 716
Andover
Hampshire SP10 1YG

Telephone: (01264) 334748
Fax: (01264) 334058

Claims for non-receipt of issues of the *Bulletin* will be met free of charge if received by the Publisher within 6 months for the UK, and 9 months for the rest of the world.

World List abbreviation: *Bull. nat. Hist. Mus. Lond.* (Bot.)

© The Natural History Museum, 1995

ISSN 0968-0446

The Natural History Museum
Cromwell Road
London SW7 5BD

Botany Series
Vol. 25, No. 2, pp.99-162

Issued 30 November 1995

Typeset by Ann Buchan (Typesetters), Middlesex
Printed in Great Britain at The Alden Press, Oxford

Seaweeds of the western coast of tropical Africa and adjacent islands: a critical assessment. IV. Rhodophyta (Florideae) 5. Genera P

BRN 296860

GEORGE W. LAWSON

Department of Botany, The Natural History Museum, Cromwell Road, London SW7 5BD

WILLIAM J. WOELKERLING

School of Botany, La Trobe University, Bundoora, Victoria 3083, Australia

JAMES H. PRICE


Department of Botany, The Natural History Museum, Cromwell Road, London SW7 5BD

WILLEM F. PRUD'HOMME VAN REINE

Research Institute Rijksherbarium/Hortus Botanicus, P.O. Box 9514, 2300 RA Leiden, The Netherlands

DAVID M. JOHN

Department of Botany, The Natural History Museum, Cromwell Road, London SW7 5BD



CONTENTS

Introduction	99
Species list	100
Numerical list of references	115
References	117

SYNOPSIS. This paper assembles and, so far as is possible without extended field and herbarium studies, examines critically the validity of records of marine and brackish-water Rhodophyta (Florideae) for the western coast of tropical Africa. The mainland coastline from the northern boundary of Western Sahara southwards to the southern boundary of Namibia, the oceanic islands from the Salvage Islands southwards to Ascension and St Helena, and all islands close to the African mainland coast are included in the area covered. Each species entry includes all traced records, the names which have previously been applied to it for the area, and additional comments or evaluation, as necessary.

INTRODUCTION

The area dealt with in this part is identical with that covered in parts published previously (Lawson & Price, 1969; John, Lawson, Price, Prud'homme van Reine & Woelkerling, 1994; Price, John & Lawson, 1978, 1986, 1988, 1992; John, Price, Maggs & Lawson, 1979). Country names employed and their earlier equivalents, and the names of island groups included, are listed in the legend for the map in Fig. 1. Genera with the initial letter P and constituent species are listed in alphabetical order.

Each main species entry consists of:

- (i) **The major bold heading**, representing the currently accepted name and authorities.
- (ii) **Subsidiary italicized headings at intervals within the entry.**

These are in square brackets and essentially subdivide the overall entry. They represent the different ways in which the species has been referred to in literature for the area. Incorrect citations have been maintained in these subsidiary headings so that there shall be no doubt as to which record we attribute to which taxon; only when clarification was required have changes been made in subhead citation, in which case an explanation is given in intermediary or terminal notes.

(iii) **The distributional data**, with countries and island groups arranged in alphabetical order. More generalized statements of distribution follow the specific country list. Complete distribution patterns require a scan of records under all names by which a species is known for this or adjacent areas. Hence, generalized distribution statements are included verbatim since it is not always clear for precisely which countries within the area they establish records. In all these cases,

numbers within parentheses after the names refer to corresponding numbers in the references. A question mark following the number indicates that doubt is attached to the record. In the present reference list, for agreement with previous parts, references have not been renumbered but simply omitted or added and additionally numbered as appropriate for the present part. Reference numbers are therefore only partially interchangeable between different parts of the overall list. Presentation of the references follows that from the previous part in having first a numerical sequence giving only authors and dates, followed by a separate listing of the full references in alphabetical order. 'References' also include manuscript and expeditionary sources, as well as works currently in press.

(iv) **Additional qualifying notes**, were required in many cases. These notes appear below whole entries or individual parts of entries to which they specifically refer. References in the notes are cited by the reference number (see pp. 115–116) when they contain species records, and by authors' name and publication date when they do not.

Species nomenclature has been revised as far as possible and the complete author citation is given for each currently accepted combination. The subsidiary italicized headings and any other discarded combinations that require reference are included as cross-referencing entries to the currently accepted names in the overall list. The necessarily preliminary nature of this treatment has been emphasized for each previously-published part and applies no less here. Critical updating of the overall text is kept firmly in mind for the whole work. We would appreciate notification of any detected errors and omissions from any of the parts.

SPECIES LIST

Pachymenia carnosa (J. Agardh) J. Agardh
Angola (312A).
Namibia (36B;312A;348;523;525).
[As *Pachymenia carnosa* J. Ag.]
Namibia (166;500).

Pachymenia cornea (Kützing) Chiang
Namibia (525).

Palmaria palmata (Linnaeus) O. Kuntze
?Ghana (350;586).
[As *Fucus sabiliferus* fl. dan. cum varietatibus]
Ghana (271?).

Note. It is most unlikely that this nomenclatural equivalence represents the presence of the cold water species *Palmaria palmata* in the Gulf of Guinea. Clarification of the record would require examination of material from the original collection which may be in Copenhagen (C: University Herbarium), but it is possible (see Lawson & John, 1982) that the Isert specimens from 'Danish Guinea' (now Ghana), on which Hornemann's (271) record is based, may have been lost when part of the collection was destroyed by fire in 1807.

Paragoniolithon Adey, Townsend & Boykins
See notes to *Spongites*.

Petrocelis cruenta J. Agardh
See the note under *Mastocarpus stellatus* (Stackhouse) Guiry.

Peyssonnelia armorica (P. & H. Crouan) Weber-van Bosse
Canaries (568).

[As *Cruoriella armorica* P. & H. Crouan]
Canaries (13;108;113;130;227).

[As *Cruoriopsis rosenvingii* Børgesen]
Canaries (70;188;191;375).

Note. See the entry for *Cruoriopsis* sp.

Peyssonnelia capensis Montagne
Angola (98;108;130;352;393;394;424;426;427).

Note. For comments on this species see (431), (434), and (693).
Palminha (426) attributes the existence in Angola of this hitherto South African form to its being carried northwards by the Benguela Current. According to Cordeiro-Marino (108), this taxon is well-characterized as to thallus structure and location/form of calcareous glomeruli. It has been compared by many authors to *P. squamaria* (S.G. Gmelin) Decaisne which entirely lacks glomeruli. Womersley (712) states that specimens from tropical-subtropical waters that lack cystoliths are doubtfully attributable to *P. capensis*, and are more similar to *P. squamaria*.

Peyssonnelia coriacea J. Feldmann
'... norte de Africa' (517).

Note. This probably relates only to Mediterranean Africa or Morocco. See also (130).

Peyssonnelia dubyi P. & H. Crouan
Canaries (598;633;667).
Cape Verde Islands (38;38D;145;259;273;598;713).
Salvage Islands (38B;38D;375).

Note. In view of the misidentifications of *Petrocelis cruenta* J. Agardh from Portugal under this name, it is possible that similar confusion existed in the establishment of these records (see 33).

Peyssonnelia harveyana J. Agardh
Canaries (598;664).

[As *P. harveyana* Crouan]
Angola (41;42;500).
Cape Verde Islands (41;42;683).
[As *P. cf. harveyana* Crouan]
Cape Verde Islands (652;713).

Note. See Marcot & Boudouresque (1976) for further information on the type specimen collected by the Crouan brothers.

Peyssonnelia inamoena Pilger
Angola (352).

Cameroun (139;350;454;500;561;586).
Canaries (598;633;634;635;666;667).
Ghana (299;300;350;376;377;586).
Príncipe (350;586).
Sénégal (38D;59).

'Atlantique africain intertropical sous ses forme typique' (130).

'... atlantique tropicale' (59).

'From the Cameroons' (561).

'... Golfo da Guiné' (108).

'in warm temperate and tropical seas' (350;586;642;712).

'Macaronesia' (653).

'Subtropical Africa [Sénégal (N. of Gambia); Mauritania; former W. Sahara]' (598).

'Tropical Africa (N. Gambia – Congo river)' (598).

[As *Peyssonnelia rubra* J. Agardh]
Príncipe (41;42;535).

Note. According to Womersley (712), the type (454: 311) is from Gross-Batanga, Cameroons, West Africa. There is some doubt as to whether *Peyssonnelia inamoena* and *P. rubra* (Greville) J. Agardh are separate entities. Denizot (130) in his monograph on the non-coraline encrusting red algae states: 'La distinction entre cette

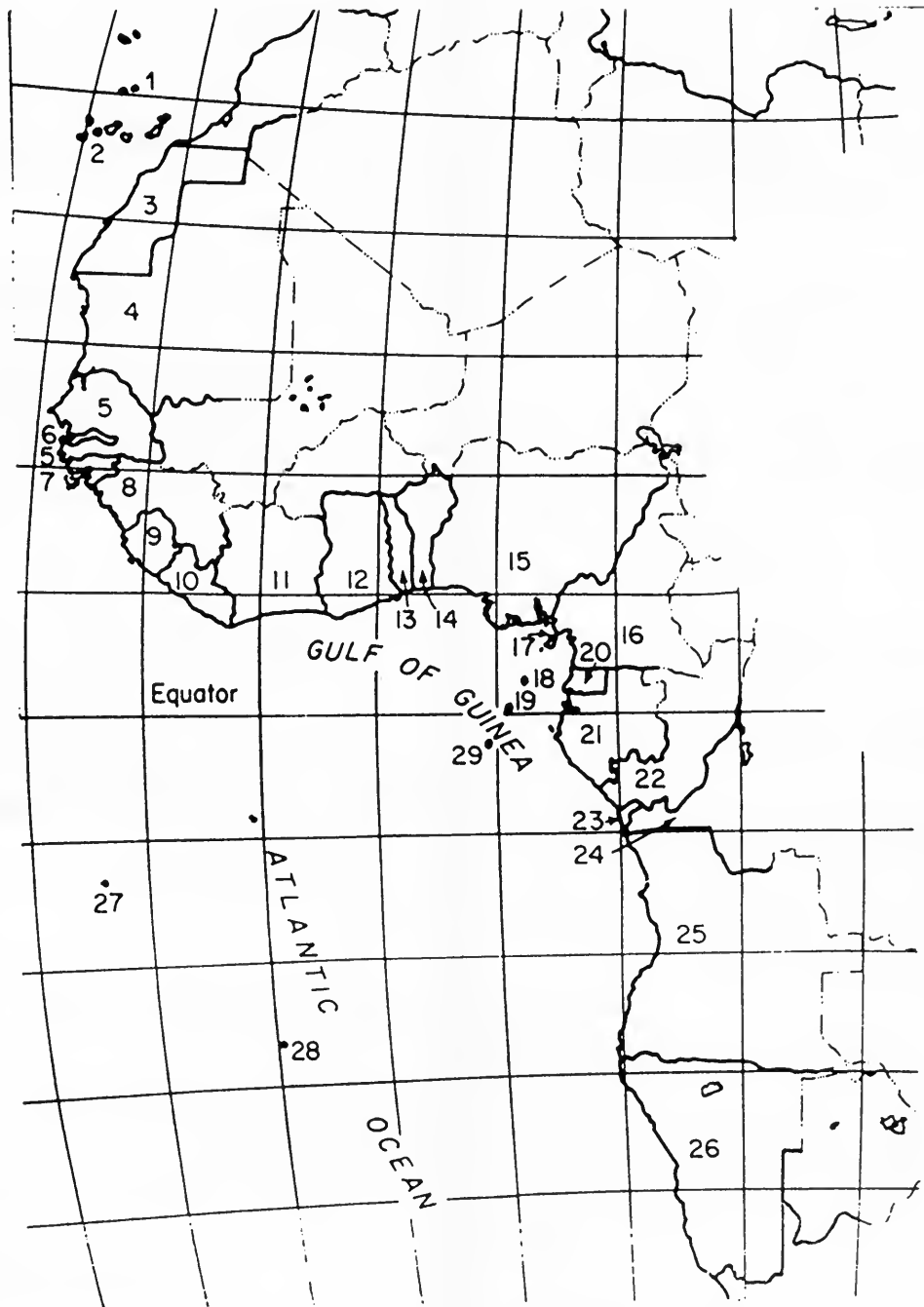


Fig. 1 The coastline of tropical West Africa and the offshore islands.

1, Salvage Islands; 2, Canary Islands; 3, Western Sahara [=former Spanish Sahara, Spanish West Africa] (includes the often quoted Rio de Oro, the southern region of the country, but excludes Ifni); 4, Mauritanie; 5, Sénégal; 6, Gambia; 7, Guinea-Bissau [=Portuguese Guinea]; 8, Guinée; 9, Sierra Leone; 10, Liberia; 11, Côte d'Ivoire; 12, Ghana; 13, Togo; 14, Benin [=Dahomey]; 15, Nigeria; 16, Cameroun; 17,* Bioko [=Macias Nguema Biyogo, Fernando Póo]; 18, Príncipe; 19, São Tomé; 20,* Equatorial Guinea [=Spanish Guinea]; 21, Gabon; 22,** Republic of the Congo; 23, Cabinda; 24, Zaire [=Congo Republic]; 25, Angola; 26, Namibia [=South West Africa]; 27, Ascension Island; 28, Saint Helena; 29, Pagalu [=Annobón]. The Cape Verde Islands, which lie immediately to the west of Dakar (Sénégal), have been omitted from this map but are included in the species list that follows.

* Nos 17 (Bioko) and 20 (Spanish Guinea, = Rio Muni) are now jointly administered as Equatorial Guinea. Bioko is entered separately, where appropriate, in the species list.

** Loango, a name much used by earlier collectors such as Welwitsch, was formerly a coastal region of West Africa. Its application appears to have included much of the coastline of the Republic of the Congo (22), as well as of Cabinda (23) and Zaire (24). Because by far the longest and rockiest part of the Loango coast lies now within the Republic of the Congo we have attributed all marine algal records from Loango to the Congo.

espèce et *P. rubra*, la forme la plus voisine, est à peu près exclusivement fondée sur l'absence de cystolithes'. See also Schneider & Searles (642) for a discussion of these two species in the western Atlantic. A number of collections examined from West Africa have proved to be not *P. rubra* as reported but *P. inamoena* (e.g., Welwitsch Herb. Angolense No. 123 Loanda [Angola] with male organs, No. 233 S. Vincenti, No. 256 Príncipe).

Peyssonnelia magna Ercegovic
Cape Verde Islands (652;713).

Peyssonnelia polymorpha (Zanardini) Schmitz
Canaries (13;70;177;188;191;227;379;584;598;694).

Cape Verde Islands (652;713).

Côte d'Ivoire (350;586).

Sierra Leone (295?;350;586).

'... Atlantique (. . . Canaries. . .)' (33).

'... in warm temperate and tropical seas, probably widespread' (350;586).

'Tropical Africa (N. Gambia – Congo river)' (598).

Peyssonnelia rosa-marina Boudouresque & Denizot
Cape Verde Islands (652;683;713).

Peyssonnelia rosenvingii Schmitz
?Sierra Leone (30;350;586).

Note. This single record from West Africa is regarded as very doubtful by (350) and (586).

Peyssonnelia rubra (Greville) J. Agardh
Angola (500;535).

Canaries (38D;70;77;191;226;227;390;392;448;535;584;598;663).

Cape Verde Islands (535;652;683;713).

Príncipe (535).

Sénégal (535?).

'... Atlantic Ocean (European, African and American coasts, Canary Islands. . .)' (177).

'Probably in most warmer seas. . .' (535).

'... Sans doute répandu dans toutes les mers chaudes' (188).

'... Temperate and subtropical shores of the Atlantic.

Probably in all warmer seas of the world' (375).

[As *Peyssonnelia rubra* J. Agardh]

Angola (41;42).

Canaries (89).

Cape Verde Islands (41;42).

Príncipe (41;42).

[As *Peyssonnelia rubra* Greville]

Canaries (493).

Note. See comments under *Peyssonnelia inamoena* Pilger.

Peyssonnelia squamaria (S.G. Gmelin) Decaisne

'... Atlantic Ocean (European and African coasts, Canary Islands). . .' (177).

'Nordwestafrika' (499).

'... Wärmere Teile des Atlantischen Ozeans. . .' (499).

Note. See comments under *Peyssonnelia capensis* Montagne.

***Peyssonnelia* spp.**

Angola (352).

Ascension (37).

Canaries (128A;303;306B).

Gabon (294).

Ghana (299;376;377).

Liberia (129).

Sénégal (529;531).

Note. Two species reported (294) for Gabon: sp. A, a sterile crust of assurgent and dichotomously divided filaments arising from an

ill-defined hypothallus; sp. B, a sterile crust with a two-layered hypothallus of subquadrate cells bearing dichotomously divided rows of cells. Sourie (529) noted that there were perhaps two, neither common, species of *Peyssonnelia* amongst his Sénégal collections, one encrusting, the other foliaceous.

Phlebothamnium ellipticum (Montagne) Kützing
See *Callithamnium ellipticum* Montagne.

Phycophora triangulans (Turner) Kützing
See *Bryothamnion triquetrum* (Gmelin) Howe.

Phyllophora gelidioides P. & H. Crouan ex Karsakoff
Canaries (70;71;139;191;227;490;540;547;598;635;709).
'Endemic for Canaries' (653).

Phyllophora palmettoides var. *nicaeensis* J. Agardh
See *Schottera nicaeensis* (Lamouroux ex Duby) Guiry & Hollenberg.

***Phyllophora* sp.**
Sénégal (282).

Note. See *Cryptonemia seminervis* (C. Agardh) J. Agardh. Jardin (282) stated: 'espèce sans doute nouvelle', and later (283: 205) 'Aux algues que j'ai indiquées dans mes *Herborisations sur la côte occidentale d'Afrique*, pour la Sénégal il faut ajouter le *Cryptonemia luxurians* J. Ag., que j'avais inscrite sans le nom de *Phyllophora* et qui vient d'être déterminée par le savant algologue G. Lespinasse, de Bordeaux'.

Phyllymenia belangeri (Bory) Setchel & Gardner
Namibia (36B;348).

Note. See also (102) and (570) for names under which this alga has been recorded in South Africa.

Phymatolithon Foslie, nom. cons.

The concept of *Phymatolithon* adopted here follows Woelkerling (1988: 197–203). Historical data on the genus are summarized by Woelkerling & Irvine (1986) and Woelkerling (1988). The relationships of *Phymatolithon* and *Leptophytum*, a genus of uncertain status (Woelkerling, 1988: 217–281; Wilks & Woelkerling, 1994: 199–201), require brief comment. Some authors (Chamberlain, 1990; Chamberlain & Irvine, 1994 [701]: 166; Chamberlain & Keats, 1994) maintain two genera even though the type specimen of *Leptophytum* is missing and thus the name lacks the nomenclatural foundation necessary for stability. Several sets of criteria have been used to separate the two genera, but Wilks & Woelkerling (1994: 199–201) concluded that none of the proposed features could be used reliably for delimiting two such genera.

Phymatolithon bisporum (Foslie) Afonso-Carrillo
Canaries (11;18;582;598;633;634;700).

Cape Verde Islands (598).

'... Lacia el sur tienen su limite en el Golfo di Guinea' (582).

'Subtropical Africa [Sénégal (N. of Gambia); Mauritania; former W. Sahara]' (598).

'Macaronesia s.s.' (653).

[As *Leptophytum bisporum* (Foslie) Adey]

Canaries (6;70;139;205;212;227;248;363;366;387;493).

Cape Verde Islands (366).

Mauritania (349;366).

Sénégal (248;366).

[As *Lithophyllum bisporum* Foslie]

Canaries (191).

Note. This species originally was described as *Lithothamnion bisporum* Foslie (205: 18), based on material from Puerto Orotava, Tenerife, Canary Islands. According to Woelkerling (700: 39), only tiny fragments of the holotype remain in TRH. There has been no

detailed study of the holotype in a modern context, and thus the status and disposition of the species are uncertain, as are records from the West African region.

Phymatolithon calcareum (Pallas) Adey & McKibbin

Ascension (474).

Canaries (227;582;584;598).

Mauritanie (349).

[As *Lithothamnium calcareum* (Pallas) Areschoug]

Canaries (188;191;226;359;362;363;365;375).

Mauritanie (70;188;356;359;360;361;363)

[As *Lithothamnium crassum* Philippi]

Canaries (547).

[As *Lithothamnium calcareum* f. *crassa* (Philippi) Lemoine]

Canaries (363).

[As *Lythophyllum calcareum* (Pallas) Areschoug]

Canaries (229).

Note. *Phymatolithon calcareum* is the type species of *Phymatolithon*. Woelkerling & Irvine (1986) neotypified the species with material from Falmouth Harbour, England and provided a detailed account of the collection; the neotype is in BM. Chamberlain & Irvine (701: 212) present further information on the species in Europe, and they list the distribution as Norway to N. Spain, W. Baltic and the Mediterranean but not the West African region. Consequently, all specimens on which published records from the West African region are based need to be checked to determine whether they are conspecific with *P. calcareum*. *Lithothamnium calcareum* f. *crassa* (Philippi) Lemoine is based on *Lithothamnium crassum* Philippi, the type of which (see 206: 180–184) belongs to *Lithophyllum*, and John et al. (1994: 61) have noted that *Lithophyllum duckerii* Woelkerling is a nom. nov. for *L. crassum* Philippi. The specimens upon which Lemoine's (362) report is based need to be re-examined to determine the taxon to which they belong.

Phymatolithon lenormandii (Areschoug) Adey

Canaries (227;582;598;633;634;649;701).

Cape Verde Islands (713).

[As *Lithothamnium lenormandii* (Areschoug) Foslie]

Canaries (6;70;188;191;202;353;356;359;362;363;493;499).

[As *Lithothamnium lenormandi* (Areschoug) Foslie f. *squamulosa* (Foslie) Foslie]

Canaries (499).

[As *Lithothamnium lenormandi* (Areschoug) Foslie f. *sublaevis* Foslie]

Canaries (70;363).

[As *Lithothamnium lenormandi* Foslie]

Canaries (109).

Note. This species, originally described as *Melobesia lenormandii* Areschoug (1852: 514), is based on material from Arronanches, France, and was lectotypified by Woelkerling (1988: 219). Chamberlain & Irvine (701: 224–230), who have seen the lectotype (in LD), provide a detailed account of the species in the British Isles, noting that it is highly variable. The species is recorded from a number of parts of the world (701: 227), but most records, including those from the West African region, need to be verified. Data on the types of *Lithothamnium lenormandi* f. *squamulosa* (Foslie) Foslie [basonym: *Lithothamnium squamulosum* Foslie (1895: 183)] and *Lithothamnium lenormandi* f. *sublaevis* Foslie (1895: 179) are provided by Woelkerling (700: 206, 211); neither has been examined in a modern context, and thus the status and disposition of both and their relationships to *Phymatolithon lenormandii* f. *lenormandii* are uncertain.

Phymatolithon polymorphum (Linnaeus) Foslie

See *Phymatolithon purpureum* (P. & H. Crouan) Woelkerling & Irvine.

Phymatolithon polymorphum f. *sublaevis* Foslie

Angola (541).

Note. According to Woelkerling (700: 211), *Phymatolithon polymorphum* f. *sublaevis* is a superfluous name for *P. polymorphum* f. *papillata* Foslie (1895: 115). The lectotype of *P. polymorphum* f. *papillata*, designated by Woelkerling (700: 168) and housed in TRH, has not been examined in detail in a modern context. Thus the status and disposition of the taxon is uncertain, as is the record from Angola.

Phymatolithon purpureum (P. & H. Crouan) Woelkerling & Irvine

[As *Phymatolithon polymorphum* (Linnaeus) Foslie]

Cape Verde Islands (541;598).

[As *Lithothamnium polymorphum* (Linnaeus) Areschoug]

Cape Verde Islands (366).

[As *Lithothamnium polymorphum* Areschoug]

Cape Verde Islands (38).

[As *Lithothamnium polymorphum* Linnaeus]

Cape Verde Islands (145).

Note. This species was originally described as *Lithothamnium purpureum* P. & H. Crouan (1867: 150), based on material from Brest, France, and was lectotypified by Woelkerling & Irvine (1986: 71). The lectotype is housed in CO. Chamberlain & Irvine (701: 230–234) provide a detailed account of the species in the British Isles and indicate that it occurs from Arctic Russia to Morocco, Iceland, the Faroes and the western Baltic; no mention is made of tropical West Africa. Misapplication of the specific epithet *polymorphum* for material referable to *purpureum* is discussed by Woelkerling & Irvine (1986: 68–69). All specimens on which published records from the West African region are based need to be checked to determine whether they are conspecific with *Phymatolithon purpureum*. According to Lemoine (366), the specimens that Dickie identified from Moseley's São Vicente (Cape Verde Islands) collections are *Lithophyllum africanum* (= *Spongites africanum* (Foslie) Afonso-Carrillo).

Phymatolithon tenuissimum (Foslie) Adey

Canaries (227;582;598).

São Tomé (350;586).

'Gulf of Guinea' (582).

'... in warm temperate and tropical parts of the eastern Atlantic Ocean' (350;586).

'... Morocco, West Africa, Canary Islands' (642).

'... Tropical Africa (N. Gambia – Congo river)' (598).

[As *Lithothamnium tenuissimum* Foslie]

Canaries (70;188;191;362;363;535;650).

Mauritanie (359).

São Tomé (6;134;188;198;212;359;362;535;650;700).

'Golfe de Guinée: São Tomé' (70).

Note. This species was originally described as *Lithothamnium tenuissimum* Foslie (198: 20), based on material from São Tomé. The holotype in TRH (see 700: 222; 535: 130) has not been examined in detail in a modern context, and thus the status and disposition of the species are uncertain, as are all records from the West African region. Foslie (696: 5) questioned whether *Lithothamnium californicum* Foslie was specifically distinct from *Phymatolithon tenuissimum*, but without a comparative study of the relevant types, the question cannot be resolved.

Phymatolithon sp.

Canaries (478).

Platoma bairdii (Farlow) Kuckuck

Canaries (18;598).

Note. According to Afonso-Carrillo et al. (18), their material agreed with the description of Dixon & Irvine (1977): '... La presencia de *P. bairdii* en las Islas Canarias incrementa considerablemente el área de distribución de esta especie'.

Platoma cyclocolpum (Montagne) Schmitz

Canaries (708).

[As *Platoma cyclocolpa* (Montagne) Schmitz]

Canaries (17;30;34;70;128A;134;226;227;232B;315;329;375;379;390;584;598;633;634;635).

Sierra Leone (30?,350,586).

[As *Platoma cyclocolpa* Schmitz]

Canaries (191;375;489;556).

Salvage Islands (38B;556).

'. . . im wämeren atlantischen Ocean' (511).

[As *Halymenia cyclocolpa* Montagne]

Canaries (44;318;401;402;403;407).

[As *Nemastoma (Platoma) multifida* (J. Agardh) J. Agardh]

Canaries (24).

[As *Nemastoma multifida* J. Agardh]

'Tropical Atlantic' (410).

Note. Lawson & John (350, 586) commented that Aleem's (30) drift record from Sierra Leone is doubtful for a plant not previously recorded from the mainland coast of West Africa.**Platoma marginiferum** (J. Agardh) Batters

Canaries (635).

Note. According to Masuda & Guiry (1995), the correct name for this taxon is *Itonoa marginifera* (J. Agardh) Masuda & Guiry.**Platysiphonia** Børgesen

For comparative comments on the genus see Ballantine & Wynne (159A).

Platysiphonia caribaea Ballantine & Wynne

Canaries (646).

Platysiphonia delicatula (Clemente) Cremades

Canaries (634;635).

Cape Verde Islands (652;713).

[As *Platysiphonia miniata* (C. Agardh) Børgesen]

Canaries (38C;598;646).

Cape Verde Islands (598;639;683).

Côte d'Ivoire (287;288;350;586).

Ghana (287;292;299;350;375;586).

Mauritanie (38C;349;556).

Namibia (348).

Salvage Islands (38B;556).

'. . . widespread in warm temperate and tropical seas' (350;586).

'. . . widely distributed . . . reported from . . . western and southern Africa. . .' (159A).

[As *Sarcomenia miniata* C. Agardh]

Canaries (547).

Platysiphonia intermedia (Grunow) Silva & ClearySee *Sarcomedia intermedia* Grunow.**Platythamnion plumula** (Ellis) Boudouresque et al.See *Pterothamnion plumula* (Ellis) Nägeli and the note to *Antithamnion plumula* (Ellis) Thuret.**Pleonosporium borneri** (J.R. Smith) Nägeli

Canaries (633;634;663;665;667).

Mauritanie (624).

Salvage Islands (38B;38C;556;598).

'. . . Atlantique, du Maroc a l'Angleterre. . .' (196).

'. . . Atlantique (de l'Angleterre au Maroc)' (33).

'. . . vonden englisch-französischen Küste. . .' (497;499).

'Subtropical Africa [Sénégal (N. of Gambia); Mauritania, former W. Sahara]' (598).

'Tropical Africa (N. Gambia – Congo river)' (598).

Pleonosporium caribaeum (Børgesen) R. Norris[As *Mesothamnion caribaeum* Børgesen]

Canaries (13;227;598;633;634).

Pleonosporium harveyanum (J. Agardh) De Toni

Namibia (348).

Pleonosporium sp.

Angola (352).

Note. Tentative determination based on vegetative material only.**Plocamium** Lamouroux

Considerable pertinent information on the genus in South Africa is presented by Simons (519). Not all the South African species treated are relevant here but there is a substantial floristic overlap and the individual species entries include some records for Namibia.

Plocamium beckeri Simons

Angola (298;352;487;524;707).

Plocamium biserratum DickieSee *Plocamium concinnum* Areschoug.**Plocamium cartilagineum** (Linnaeus) Dixon

Canaries (13;38B;38D;227;253;306B;392;583;584;598;633;634;635;648;662;663;710).

Cape Verde Islands (38B;38D).

Mauritanie (38B;38D;349;624).

Salvage Islands (38B;38D;598).

Sénégal (38B;38D;253;350;586).

Western Sahara (38B;38D;349;598).

'. . . Atlántico oriental (Noruega – Senegal). . .' (253).

'. . . Norway (Nordland) to Sénégal . . . Canary Isles. . .' (172).

'Subtropical Africa [Sénégal (N. of Gambia); Mauritania; former W. Sahara]' (598).

'Tropical Africa (N. Gambia – Congo river)' (598).

[As *Plocamium coccineum* (Hudson) Lyngbye]

Ascension (37).

Canaries (2;5;70;191;229;252;375;401;499;517).

Cape Verde Islands (239;252).

Mauritanie (252).

Sénégal (55;56;59;99;122;252;350;408;529;586).

'. . . Atlántico (desde las Faeroes a Canarias)' (517).

'. . . Atlantique (de la Norvege a la Mauritanie). . .' (33).

'. . . Atlantique nord, jusqu'en Mauritanie. . .' (222).

'. . . der Westküste Afrikas und den Atlantischen Inseln. . .' (239).

'. . . Faeröes to the Canary Islands. . .' (70).

'. . . in oceano Atlantico a littore Faeroearum usque ad insulas Canarias. . .' (25;132).

'Nordwestafrika' (499).

[As *Plocamium coccineum* Lyngbye]

Canaries (44;439;547).

Cape Verde Islands (41;42).

Sénégal (38).

'. . . Des îles Feroë au Sénégal. . .' (89).

[As *Plocamium coccineum* (Hudson) Areschoug]

Canaries (141A).

[As *Plocamium vulgare* Lamouroux]

Namibia (348).

Sénégal (99).

Plocamium coccineum auct.See *Plocamium cartilagineum* (Linnaeus) Dixon.

Plocamium concinnum Areschoug

Cape Verde Islands (38;132;141A;191;408;500;597;598;713).

[As *Plocamium biserratum* Dickie]

Cape Verde Islands (27;43;145;652).

Note. Askenasy (38) commented 'Connu seulement des îles du Cap Vert. . . Les descriptions de Dickie et d'Areschoug concordent parfaitement l'une avec l'autre. Le nom de Dickie est très caractéristique pour cette algue'.

Plocamium condensatum KützingSee note under *Plocamium rigidum* Bory.**Plocamium corallorhiza** (Turner) Harvey

Cape Verde Islands (191;405;598).

Namibia (348).

[As *Plocamium corallorhiza* Harvey]

Cape Verde Islands (38).

'... communes aux îles du Cap Vert et à l'Afrique méridionale. . .' (38).

Plocamium cornutum (Turner) Harvey

Namibia (36B;348;523).

[As *Plocamium cornutum* Harvey]

Namibia (167;453).

Note. Simons (519) commented that *P. cornutum* is comparatively easy to recognize because of its crowded pinnae which appear to arise on all sides of the somewhat terete axis which is sparingly branched. He goes on to say 'Occasionally forms approach the habit of *P. rigidum* but generally the latter can be distinguished by their terminal arrangement of pinnae in second groups of three'.

Plocamium froelichian Kützing

'Senegambia' (25;132;296;318;324).

'aus dem tropischen Atlantischen Ocean' (316).

Note. J. Agardh (25) placed this species in 'Species inquirendae' and De Toni (132) in 'Species incertae'.

Plocamium glomeratum J. Agardh

Namibia (36B;348;519).

Plocamium nobile J. AgardhSee comments under *Plocamium suhrii* Kützing and *P. telfairiae* (Harvey) Harvey ex Kützing.**Plocamium raphelisianum** P. Dangeard

Mauritanie (192;349).

Sénégal (192;349).

Western Sahara (192;349).

'Subtropical Africa [Sénégal (N. of Gambia); Mauritania; former W. Sahara]' (598).

Note. According to Lawson & John (349) Cap Vert (Sénégal) represents the southernmost limit of the species.

Plocamium rigidum Bory

Namibia (36B;348;519;523).

Note. Simons (519) commented: 'This species is very variable and its limits are difficult to establish. Generally, the thallus is fairly rigid. In its more typical form it resembles *P. cornutum*, but, whereas in the latter species all the pinnae alternate in pairs and are more or less awl-shaped, in *P. rigidum* the pinnae are somewhat more triangular and in the upper parts occur in threes. There are some rather more delicate forms which seem otherwise to be indistinguishable from the type. It is possible such forms were referred by Grunow (242) to *P. rigidum* var. *tenuior*. There is too a rather more membranous form with somewhat more triangular pinnae but attempts to find any distinguishing character from *P. rigidum* have not succeeded'. According to Delf & Michell (128), South African material named *Plocamium condensatum* Kützing is a tetrasporic form of (the cystocarpic) *P. rigidum*.

Plocamium suhrii Kützing

Angola (298;352;487).

Namibia (167;348;500).

[As *Plocamium nobile* J. Agardh]

Namibia (500).

Note. For a discussion of problems concerning this entity see Simons (519).

Plocamium telfairiae (Harvey) Harvey ex Kützing

Ghana (290;350;376;491;590).

'Tropical Africa (N. Gambia – Congo river)' (598).

'Widespread in many temperate and tropical seas' (350;586).

[As *Plocamium telfairiae* Harvey ex Kützing]

Ghana (299;377).

Note. Simons (519: 192) commented that Yendo (1915) suggested this species is synonymous with *P. nobile* J. Ag. See also note under *P. suhrii* Kützing.

Plocamium vulgare LamourouxSee *Plocamium cartilagineum* (Linnaeus) Dixon.**Plocamium** spp.

Angola (298;352).

Canaries (5).

Sénégal (529;531).

Plumaria bipinnata (Collins & Hervey) De Toni[As *Plumaria bipinnatum* (Collins & Hervey) De Toni]

Canaries (71).

Note. According to Gil-Rodríguez & Afonso-Carrillo (227) this is a synonym of *Gymnothamnion elegans* (Schousboe ex C. Agardh) J. Agardh.

Plumaria schousboei (Bornet) SchmitzSee *Gymnothamnion elegans* (Schousboe ex C. Agardh) J. Agardh.**Plumaria** sp.

Canaries (71).

Salvage Islands (38B;231).

Pneophyllum Kützing

The concept of *Pneophyllum* adopted here follows Penrose & Woelkerling (1991) and Penrose & Chamberlain (1993: 303). Chamberlain (702: 131) provides an up-to-date generic description and other data, and Chamberlain (94: 352–355) and Woelkerling (1988: 145–150) provide additional background information on the genus.

Pneophyllum amplexifrons (Harvey) Y. Chamberlain & R.E. Norris

Cape Verde Islands (598).

[As *Melobesia amplexifrons* Harvey]

Cape Verde Islands (38,408).

[As *Lithophyllum amplexiformis*]

Cape Verde Islands (598).

Note. This species was originally described as *Melobesia amplexifrons* Harvey (1849: 110), based on material from Port Natal, South Africa. The lectotype, in TCD, was designated by Woelkerling & Campbell (1992: 98). A detailed account of the species has been presented by Chamberlain & Norris (1994) who confirmed its occurrence in South Africa, Mozambique and Madagascar, and discussed reports from India, Japan, southern Australia, New Zealand, Indonesia, New Guinea, Guadeloupe and California. Foslie (206: 28) suggested that *Lithophyllum zosterocolum* Foslie (199: 5) may be conspecific with *Pneophyllum amplexifrons*, but this has not been confirmed by a comparative examination of relevant type collections. The type of *Lithophyllum zosterocolum* is in TRH (see 700: 239 for further information). All specimens on which West African records

of this species are based need to be checked to determine whether they are conspecific with *Pneophyllum amplexifrons*.

Pneophyllum confervicola (Kützing) Y. Chamberlain

Canaries (598;663).

Salvage Islands (598).

[As *Pneophyllum conferviculum* (Kützing) Y. Chamberlain f. *minuta* (Foslie) Chamberlain]

Mauritanie (624).

[As *Fosliella minutula* (Foslie) Ganeson]

Canaries (38B).

[As *Melobesia minutula* Foslie]

Salvage Islands (231;375;556).

[As *Hapalidium phyllactidium* (Kützing) Kützing]

Canaries (439).

Note. This species was originally described as *Phyllactidium confervicola* Kützing (316: 295), based on material from near Trieste, Italy. The holotype is in L; Woelkerling & Verheij (1995) provide further details. Based on a comparative study of the types and other specimens, Chamberlain (94) concluded that *Melobesia minutula* Foslie was a heterotypic synonym of *Pneophyllum confervicola*. Chamberlain (702: 138) reports the species to occur from Norway to the Mediterranean and in Madeira, the southern USSR, India, Pacific Mexico and the central Pacific, but not from tropical West Africa. Consequently, all specimens on which published records from the West African region are based need to be checked to determine whether they are conspecific with *Pneophyllum confervicola*.

Pneophyllum fragile Kützing

Canaries (649;702).

[As *Fosliella lejolisii* (Rosanoff) Howe]

Canaries (14;226;227;582;584).

Ghana (350;377).

'Gulf of Guinea' (582).

'... widespread in boreal-antiboreal to tropical seas' (350).

[As *Melobesia lejolisii* Rosenv. (sic!)]

Canaries (696).

[As *Pneophyllum lejolisii* (Rosanoff) Y. Chamberlain]

Canaries (94;634).

Ghana (586).

Mauritanie (624).

'... widespread in boreal-antiboreal to tropical seas' (586).

Note. *Pneophyllum fragile*, the type species of *Pneophyllum*, is based on material from an unspecified locality in the Mediterranean. The holotype is in L (see Woelkerling & Verheij, 1995) and detailed accounts of it have been provided by Chamberlain (94) and Penrose & Woelkerling (1991). Based on a comparative study of the types, Penrose & Woelkerling (1991: 496) concluded that *Melobesia lejolisii* Rosanoff (1866: 62) was a heterotypic synonym of *Pneophyllum fragile*, a conclusion followed by Chamberlain (702: 143). With the exception of Chamberlain (702), all West African records involve the specific epithet *lejolisii*, and specimens involved need to be checked to determine whether they are conspecific with *P. fragile*.

Pneophyllum lejolisii (Rosanoff) Y. Chamberlain

See *Pneophyllum fragile* Kützing.

Polycavernosa dentata (J. Agardh) G. Lawson & D. John

See note under *Gracilaria dentata* J. Agardh.

Polyneura denticulata J. Feldmann

Sénégal (55;59;290).

'... ouest africaines...' (59).

'Subtropical Africa [Sénégal (N. of Gambia); Mauritania; former W. Sahara]' (598;654).

Note. It is not clear if this species has been validly published as it is cited by Bodard (55) as '*Polyneura denticulata* Feldm. (nomen)' and by Bodard & Mollion (59) as '*... J. Feldmann mscr.*'.

Polyneura venosa (Harvey) Papenfuss

See *Hymenema venosa* (Linnaeus) Kylin.

Polyneura sp.

Sénégal (531).

Note. Most probably the same taxon as that reported under the (ms?) name of *Polyneura denticulata* J. Feldmann (q.v.).

Polyopes constrictus (Turner) J. Agardh

Namibia (348).

Polysiphonia abscissa Hooker f. & Harvey

See the notes to *Polysiphonia subtilissima* Montagne.

Polysiphonia acanthotrichia Kützing

See *Polysiphonia flexella* (C. Agardh) J. Agardh.

Polysiphonia atlantica Kapraun & J. Norris

Canaries (598;633;634;635).

Salvage Islands (598).

'Subtropical Africa [Sénégal (N. of Gambia); Mauritania; former W. Sahara]' (598).

'... temperate eastern Atlantic. . .' (308).

'... West Africa, . . .' (642).

[As *Polysiphonia macrocarpa* Harvey]

Canaries (2;13;16;38B;38C;71;128A;191;221;225;229;

235;237; 238;253;307;375;379;392;489;547;555;

556;610).

Mauritanie (38C;349;555;556).

Salvage Islands (38B;38C;227;231;375;555;556).

Western Sahara (38C;349;555;556).

'... South of England to the Canary Islands. . .' (71).

'... Atlántico (Inglaterra – Mauritania. . .) . . .' (253).

'desde Inglaterra a les islas Canarias. . .' (238).

[As *Polysiphonia* cf. *macrocarpa*]

Canaries (38D).

Mauritanie (38D).

Salvage Islands (38D).

Western Sahara (38D).

[As *Polysiphonia pulvinata* Harvey]

Salvage Islands (231).

Note. Not the same plant as *Polysiphonia pulvinata* (Roth) Sprengel. Børgesen (71) and Womersley (560) firmly placed *P. pulvinata* Harvey in synonymy with *P. macrocarpa* Harvey (now *P. atlantica* Kapraun & Norris). According to Feldmann (193), *P. pulvinata* Harvey is not the same as *P. pulvinata* (C. Agardh) Bornet which latter is a synonym of *Polysiphonia hemisphaerica* Areschoug.

[As *Polysiphonia pulvinata* Sprengel]

Canaries (401).

Note. Kapraun et al. (310) commented on the suggested *Polysiphonia atlantica*-*P. subtilissima* relationship as follows: '*... Womersley (1979)[560] suggested that Polysiphonia atlantica (as P. macrocarpa) and P. subtilissima are closely related. Studies of these taxa in the western Atlantic, however, have shown them to have distinct developmental patterns. Whereas Polysiphonia subtilissima has radial development of branches in prostrate axes, P. atlantica gives rise to unilateral filaments from prostrate axes, producing a dorsiventral habit (Kapraun, 1977[307], 1979).*'

Polysiphonia atrorubescens (Dillwyn) Greville

See *Polysiphonia nigra* (Hudson) Batters.

Polysiphonia breviarticulata (C. Agardh) Zanardini

Canaries (71;191;227;235;634;642).

Polysiphonia brodiaei (Dillwyn) Sprengel

Salvage Islands (38B).

[As *Polysiphonia brodiaei* (Dillwyn) Greville]

Canaries (662).

Salvage Islands (231;375;598).

[As *Polysiphonia brodiaei* Dillwyn]

Salvage Islands (215;216).

Polysiphonia camerunensis Pilger

Cameroon (139;350;454;586).

' . . . so far known only from the tropical parts of the eastern Atlantic Ocean. . . ' (350;586).

'Tropical Africa (N. Gambia – Congo river)' (598).

Polysiphonia caretia Hollenberg

Canaries (698).

Polysiphonia ceramiaeformis P. & H. Crouan

Canaries (698).

Salvage Islands (38B?;556?).

Note. Weisscher (556) indicated that the plant from Selvagem Pequena agreed with the description by Lauret (1970), who keyed out characteristic differences between *Polysiphonia ceramiaeformis* and *P. furcellata* (C. Agardh) Harvey, though earlier authors such as De Toni (139) considered them synonymous. Absence of fructification from the Salvage Island plant prevented certainty of identification.

Polysiphonia coarctata Kützing

See *Polysiphonia furcellata* (C. Agardh) Harvey.

Polysiphonia collabens (C. Agardh) Kützing

See *Sirebocladia collabens* (C. Agardh) Falkenberg.

Polysiphonia complanata (Clemente) J. Agardh

See *Pterosiphonia complanata* (Clemente) Falkenberg.

Polysiphonia corymbifera (C. Agardh) Harvey

See *Polysiphonia urbana* Harvey.

Polysiphonia dendritica Hooker & Harvey

See *Dipterosiphonia dendritica* (C. Agardh) Falkenberg.

Polysiphonia denudata (Dillwyn) Greville ex Harvey

Canaries (598;698;699).

Cape Verde Islands (652?).

Mauritania (38B;38D;349).

Salvage Islands (38B;38D;598).

São Tomé (350;586).

Sénégal (350;586).

Western Sahara (38B;38D;349).

' . . . from boreal-antiboreal to tropical parts of the Atlantic Ocean' (350;586).

'Netherlands to Portugal and West Africa; . . . ' (711).

'Subtropical Africa [Sénégal (N. of Gambia); Mauritania; former W. Sahara]' (598).

('Tropical Africa (N. of Gambia – Congo river)' (598).

'West Africa' (310;642).

[As *Polysiphonia denudata* (Dillwyn) Kützing]

Angola (352).

São Tomé (93).

[As *Polysiphonia* cf. *denudata* (Dillwyn) Greville ex Harvey]

Cape Verde Islands (652).

[As *Polysiphonia variegata* (C. Agardh) Zanardini]

Mauritania (516).

Sénégal (99).

Polysiphonia elongata (Hudson) Sprengel

[As *Polysiphonia elongata* (Hudson) Greville ex Harvey]

Canaries (38D;584;598;635;663).

Salvage Islands (38D;598).

[As *Polysiphonia elongata* (Hudson) Harvey]

Angola (239;500).

Canaries (38B;71;74;191;226;227;253;262;375;439;583).

Salvage Islands (38B).

' . . . Atlantic Ocean (. . . African . . . coasts. . .) . . . ' (177).

' . . . Atlántico (Noruega – Canarias. . .) . . . ' (253).

[As *Polysiphonia elongata* (Hudson) Harvey f. *Ruchingeri* (Ag.) Børgesen]

Canaries (71).

[As *Polysiphonia elongata* Harvey]

Angola (41;42).

[As *Polysiphonia elongata* Greville]

'Atlantic (. . . N. Africa). . . ' (410).

Note. Levring (375) reported the species from deep water (30–70 m) attached to stones and shells on Madeira – ' . . . it seems always to be the more or less denuded form, which apparently was also found in the Canaries'. According to Maggs & Hommersand (711) the authorities for this species are (Hudson) Sprengel.

Polysiphonia erythraea (Schousboe) J. Agardh

Canaries (71;89;133;139;191;227;306B;375;547;598).

Salvage Islands (38B;215;231;375;598).

' . . . ex ostio fl. "Guadalquivir" usque ad insulas Canarias' (133).

' . . . mouth of the Guadalquivir southwards to the Canary Islands . . . ' (71).

[As *Polysiphonia erythraea* Schousboe]

Salvage Islands (216).

Polysiphonia ferulacea Suhr ex J. Agardh

Cameroon (337;484;698).

Canaries (38B;598;662;698).

Cape Verde Islands (38;38B;100;183;213;598;652;713).

Côte d'Ivoire (287;288;295;350;586).

Ghana (153;213;299;338;350;376;377;491;537;586;695;703).

Liberia (129;287;350;586).

Nigeria (213;350;586).

St. Helena (644).

Salvage Islands (38B;598).

Sierra Leone (295;350;586).

'Tropical Africa (N. Gambia – Congo river)' (598).

' . . . West Africa. . . ' (642)

' . . . widespread amphi-atlantic species; temperate and tropical' (644).

' . . . Widespread in subtropical and tropical seas. . . ' (308).

' . . . widespread in warm temperate and tropical seas. . . ' (350;586).

[As *Polysiphonia ferulacea* J. Agardh]

Cape Verde Islands (38).

[As *Polysiphonia ferulacea* (Suhr) J. Agardh]

Canaries (38D;375).

Cape Verde Islands (38D).

Salvage Islands (38D).

[As *Polysiphonia ferulacea* Suhr]

Cape Verde Islands (652).

Polysiphonia flexella (C. Agardh) J. Agardh

Canaries (26;38B;38D;71;128A;133;191;214;584;598;635;648;662;663;684;699).

Salvage Islands (38B;38D;598).

[As *Polysiphonia flexella* var. *acanthotrichia* (Kützing) Piccone]

Canaries (71;439;642).

[As *Dasya acanthophora* Montagne]

Canaries (44;401;407).

[As *Dasya solieri* J. Agardh ex Montagne]

Canaries (401).

[As *Dasya solieri* Ag.]

Canaries (44).

[As *Polysiphonia acanthotrichia* Kützing]

Canaries (317;318;322).

[As *Polysiphonia flexella* J. Agardh]

Canaries (13;226;227).

'Du golfe de Gascogne aux Canaries. . .' (89).

' . . . Gulf of Gascogne southwards to the Canary Islands. . .' (71).

Polysiphonia flocculosa (C. Agardh) Kützing

See *Polysiphonia subcontinua* (C. Agardh) J. Agardh.

Polysiphonia cf. **foetidissima** Cocks ex Bornet

Salvage Islands (38B;556;598).

Note. Weisscher (556) expressed doubt concerning the identification of material from the Salvage Islands, but if correct this is a new record for Macaronesia.

Polysiphonia fruticulosa (Wulfen) Sprengel

Canaries (26;133;191;227;303;401;499;517;633;634;642;648;684).

' . . . Atlantico (de Inglaterra a Canarias. . .' (517).

' . . . Atlantique: depuis les côtes anglaises jusqu'au Canaries.' (221).

' . . . English coast southwards to the Canary Islands. . .' (71).

' . . . Im Atlantischen Ozean von den englischen Küsten bis zum dem Kanaren. . .' (499).

' . . . in oceano Atlantico ab oris Angliae usque ad insulas Canarienses. . .' (133).

'Nordwestafrika' (499).

[As *Polysiphonia wulfenii* (C. Agardh) Kützing]

Cape Verde Islands (38).

Sénégal (408).

[As *Polysiphonia fruticosa* (Wulfen) Sprengel, orth. error]

Canaries (227).

[As *Polysiphonia nigrescens* Harvey]

Canaries (401).

[As *Polysiphonia fruticulosa* Sprengel]

Canaries (44).

[As *Rytiphlaea fruticulosa* Harvey]

Canaries (254;305).

[As *Polysiphonia fruticulosa* Sprengel a. *genuina* and b. *wulfenii*, forma *pusilla*]

'De la Grande-Bretagne aux Canaries. . .' (89).

[As *Boergeseniella fruticulosa* (Wulfen) Kylin]

Canaries (38C;38D;232B).

' . . . Atlantique (du Portugal aux Canaries). . .' (33).

Note. See note under *Polysiphonia fucoides* (Hudson) Greville. Maggs & Hommersand (711) placed *P. fruticulosa* (Wulfen) Harvey under *Boergeseniella fruticulosa* (Wulfen) Kylin and reported it from 'British Isles to Morocco and Canaries'. In the view of the impossibility of transferring these records to an earlier part (Price et al., 1988), they are included here for completeness.

Polysiphonia fucoides (Hudson) Greville

[As *Polysiphonia nigrescens* (Greville) Harvey]

' . . . De Norvège aux Canaries (Montagne). . .' (89).

[As *Polysiphonia nigrescens* Harvey]

?Canaries (44;227;401).

[As *Polysiphonia nigrescens* (Dillwyn) Greville]

Canaries (133).

[As *Polysiphonia nigrescens* (Dillwyn) Greville]

Canaries (239).

Note. According to Børgesen (71), the Montagne/Benitez record (44;401) could not be *Polysiphonia nigrescens* (now *P. fucoides*) but possibly relates to *P. fruticulosa* (Wulfen) Sprengel (now *Boergeseniella fruticulosa* (Wulfen) Kylin). Gil-Rodríguez & Afonso-Carrillo (227) also considered that the material reported by Montagne was actually *P. fruticulosa*.

[As *Polysiphonia violacea* (Roth) Greville]

Canaries (2?;38D;191;237;392;598).

[As *Polysiphonia violacea* (Roth) Greville ex Rosenvinge]

Canaries (71).

[As *Polysiphonia violacea* (Roth) Greville var. *subulata* (Ducluzeau) Hauck]

Canaries (38D).

Salvage Islands (38D).

[As *Polysiphonia violacea* (Roth) Sprengel]

Canaries (8;226;227;238;375).

[As *Polysiphonia myriococca* Montagne]

Canaries (439;598).

'Macaronesia s.s.' (653).

Note. See comments under *Polysiphonia myriococca* Montagne.

[As *Polysiphonia subulata* (Ducluzeau) J. Agardh]

Canaries (38B;38C;662).

Salvage Islands (38B;598).

Note. We follow Maggs & Hommersand (711) in assigning records of *Polysiphonia violacea* auct., non Harvey to synonymy under this species. For discussion on the complexity of the situation, see Maggs & Hommersand (711: 336) and Kapraun & Rueness (309).

Polysiphonia funebris De Notaris

Canaries (698?).

Polysiphonia furcellata (C. Agardh) Harvey

Canaries (38B;38C;38D;128A;133;227;305;306B;318;375;401;584;684).

Salvage Islands (38B;38D;598;684).

' . . . Atlantique (de l'Angleterre aux Canaries). . .' (33).

' . . . Atlantique nord, de l'Angleterre aux Canaries' (190).

'British Isles to Canaries. . .' (711).

[As *Polysiphonia furcellata* Harvey]

Canaries (44;191;254).

' . . . De l'Angleterre aux Canaries. . .' (89).

Note. Kützing's (318) species *Polysiphonia laevigata* and *P. coarctata* were placed by Børgesen (71) in the synonymy of this species. See also 663, and the note under *P. ceramiaeformis* P. & H. Crouan.

Polysiphonia gonatophora Kützing

Canaries (439;663).

Note. According to Børgesen (71), this record possibly relates to *Polysiphonia erythraea* (Schousboe) J. Agardh. He had not seen the specimen collected by Liebetruh from Tenerife. Since Kützing described two different forms under this name at different times, one with four pericentrals (316) and another with six (318) (J. Agardh (26) thought the 4-pericentralled one was close to *P. erythraea*), Børgesen could not confirm the identification without seeing Liebetruh's specimen. According to Prud'homme van Reine et al. (663), Liebetruh's material is neither in the Erbario Patavinum (PAD) nor in the Naturhistorisches Museum Wien (W) and thus is most probably lost.

Polysiphonia gorgoniae Harvey

?Cape Verde Islands (38;150;598).

Mauritanie (624).

Polysiphonia harveyi Bailey

?Canaries (698;699).

Polysiphonia havanensis Montagne

Canaries (38B;556;598).

Salvage Islands (38B;556;598).

Note. Weisscher (556) commented that the CANCAP plant agreed with the description in Børgesen (61) except that the sporangia were in a continuous row, terminal on erect axes. Ardré (33) considered the type of *P. havanensis* Montagne to be very similar to *P. macrocarpa* Harvey, but reasons for keeping the taxa separate were restated by Womersley (560). Although Kapraun (307) indicated similarities between *P. havanensis* sensu Børgesen (62) and *P. sertularioides* (Grateloup) J. Agardh, Womersley (560) found these species to be clearly distinct since specimens of the latter from the Mediterranean had rhizoids cut proximally off pericentrals. See also the accounts in Lauret (1967) and Kapraun et al. (310). Prud'homme van Reine et al. (663) deleted this species from records of marine algae in Macaronesia although noting 'not all published records have been checked by us'.

Polysiphonia incompta HarveySee *Streblodcladia comptoclada* (Montagne) Falkenberg.**Polysiphonia irregularis** Zanardini mscr.See *Herposiphonia? parvula* (Suhr ex Kützing) De Toni.**Polysiphonia laevigata** KützingSee *Polysiphonia furcellata* (C. Agardh) Harvey.**Polysiphonia lepadicola** (Lyngbye) Kützing

Cape Verde Islands (38).

[As *Polysiphonia lepadicola* Lyngbye]

Cape Verde Islands (408;528).

Note. According to Viera-Rodríguez et al. (667), this species is a synonym of *Polysiphonia urceolata* (Lightfoot ex Dillwyn) Greville.

Polysiphonia letestui P. DangeardSee notes for *Bostrychia radicans* (Montagne) Montagne.**Polysiphonia macrocarpa** HarveySee *Polysiphonia atlantica* Kapraun & Norris.

Note. Kapraun & Norris (308) have reluctantly abandoned the name *Polysiphonia macrocarpa* Harvey for this taxon. Womersley (560) noted that *P. macrocarpa* Harvey is a later homonym of *P. macrocarpa* (C. Agardh) Sprengel (Basionym: *Hutchinsia macrocarpa* C. Agardh). Pending further studies, they proposed the name *P. atlantica* Kapraun & Norris for the taxon, which was in any case in great need of taxonomic and nomenclatural revision. Remaining unresolved is the identity of C. Agardh's *Hutchinsia macrocarpa* from the Antilles that has never been reported again. See *Polysiphonia havanensis* Montagne.

Polysiphonia mottei LauretSee *Polysiphonia nutans* Montagne.**Polysiphonia myriococca** Montagne

Canaries (26;44;71;133;191;227;318;321;401;407)

Salvage Islands (598).

Note. This species was reported by Piccone (439) from the Canaries based on material collected by Liebetruh. Prud'homme van Reine et al. (663) examined this material and consider *Polysiphonia violacea* auct. (now *P. fucoides* (Hudson) Greville) the correct name to apply to it, therefore deleting the record of *P. myriococca* from the marine algae of Macaronesia. Until the material upon which all published records are based is traced and examined *P. myriococca* is still recognized here.

Polysiphonia nigra (Hudson) Batters[As *Polysiphonia atrorubescens* (Dillwyn) Greville]

Namibia (348).

Polysiphonia nigrescens (Hudson) Greville ex HarveySee *Polysiphonia fucoides* (Hudson) Greville.**Polysiphonia nutans** Montagne

Canaries (26;44;71;227;318;321;375;598).

Salvage Islands (38B?;231;375;598).

'... Atlantique (. . . Canaries)' (33).

'Macaronesia' (653).

[As *Polysiphonia nutans* Montagne]

Canaries (191).

Note. According to an editorial note, presumably by G. Feldmann after J. Feldmann's death and published with the latter's *Polysiphonia* key (193), J. Feldmann had added a manuscript note in the margin of his entry step in the key to the effect that *P. sanguinea* (Agardh) Zanardini includes *P. purpurea* J. Agardh, *P. vestita* J. Agardh, *P. mottei* Lauret and *P. nutans* Montagne. Montagne (401) indicated in his comments that *P. nutans* resembles in different ways several others, notably *P. violacea*, *P. elongata* and *P. polyspora*.

Polysiphonia obscura (C. Agardh) J. AgardhSee *Lophosiphonia reptabunda* (Suhr) Kylin.**Polysiphonia opaca** (C. Agardh) Moris & De Notaris

Canaries (226;227;634;663;711).

[As *Polysiphonia opaca* (C. Agardh) Zanardini]

Canaries (38B;38D;71;110;190;191;375;392;439;490;546;556;584;598; 610;684).

Salvage Islands (38B;38D;231;375;556).

[As *Polysiphonia opaca* (C. Agardh) Zanardini var. (*aculeifera* Zanardini?)]

Canaries (390).

Polysiphonia pacifica HollenbergSee notes to *Polysiphonia subtilissima* Montagne.**Polysiphonia cf. paniculata** Montagne

Salvage Islands (38B).

Note. The Audiffred & Weisscher (38B) record is accompanied by the comment: 'This plant seems to be distinct from *P. paniculata* as described by Lauret (1970) by its rhizoids cut off from the distal end of pericentral cells, the extreme branches not being placed distichously, the straight pericentral siphons and the inward curled apices of the branches'.

Polysiphonia parvula Suhr ex Kützing [non Zanardini]See *Herposiphonia? parvula* (Suhr ex Kützing) De Toni.**Polysiphonia pennata** (C. Agardh) J. AgardhSee *Pterosiphonia pennata* (C. Agardh) Falkenberg.**Polysiphonia polyspora** (C. Agardh) J. Agardh

Canaries (133).

Senegambia (138;296).

'... Atlantique (du golfe de Gascogne au Sénégal). . . ' (33).

'Subtropical Africa [Sénégal (N. of Gambia); Mauritania; former W. Sahara]' (598).

'Tropical Africa (N. Gambia – Congo river)' (598).

[As *Polysiphonia polyspora* J. Agardh]

Canaries (89).

Sénégal (89).

'... Du golfe de Gascogne au Sénégal. . . ' (89).

Note. Bornet (89) stated: 'Cette algue n'est peut-être qu'une variété du *Polysiphonia variegata* dont elle se distingue surtout par la grosseur et la rigidité de ses branches qui égalent souvent celles du *P. elongata*. . . elle semble localisée dans cette région de l'Océan [Biarritz to Canaries and Sénégal], d'où je n'ai pas vue la *P. variegata*', although Ardré (33), who apparently believed as Feldmann (193) did that *P. denudata* and *P. variegata* were conspecific, considered *P. polyspora* to be distinguished from *P. denudata* by its greater robustness.

Polysiphonia pulvinata (Roth) Sprengel

[As *Polysiphonia pulvinata* (Roth) C. Agardh]
Canaries (318).

[As *Polysiphonia pulvinata* Sprengel]

Canaries (44;254;401).

Note. Sprengel's *Polysiphonia pulvinata* is not the taxon described under the same name by Harvey (see 560). The application of *P. pulvinata* (Roth) Sprengel to forms with six (as in Roth's taxon) or four (some subsequent authors) pericentrals has been discussed by Kapraun & Ruess (309). Areschoug had earlier (1850) used the name *P. pulvinata* Roth for Scandinavian material, but later (1876) applied the new name *P. hemisphaerica* Areschoug to that material. Kapraun & Ruess (309) were unable to locate a Roth type and therefore could not decide on conspecificities. See also *P. sertularioides* (Grateloup) J. Agardh and comments on *P. pulvinata* Harvey under *P. atlantica* Kapraun & J. Norris.

Polysiphonia pulvinata Harvey

See *Polysiphonia atlantica* Kapraun & J. Norris.

Polysiphonia purpurea J. Agardh

See *Polysiphonia nutans* Montagne.

Polysiphonia reptabunda Suhr

See *Lophosiphonia reptabunda* (Suhr) Kylin.

Polysiphonia rigens Schousboe ex C. Agardh

See *Dipterosiphonia rigens* (Schousboe ex C. Agardh) Falkenberg.

Polysiphonia sanguinea (C. Agardh) Zanardini

See *Polysiphonia nutans* Montagne.

Polysiphonia scopulorum Harvey

[As *Lophosiphonia scopulorum* (Harvey) Womersley]

Canaries (38D;556;598;633;639;648).

Salvage Islands (38B;38D;231;375;556;598).

Polysiphonia scopulorum var. **villum** (J. Agardh) Hollenberg

'... widely recorded from subtropical and temperate countries. . .' (560).

[As *Polysiphonia villum* J. Agardh]

Cape Verde Islands (38?;145?;598).

Note. Dickie (145) was not certain of the correct identification.

Polysiphonia secunda auct.

See *Herposiphonia secunda* f. *secunda* (C. Agardh) Wynne.

Polysiphonia sertularioides (Grateloup) J. Agardh

Canaries (226;227;584;598;665).

'... Im Atlantischen Ozean von englischen Küsten an südwärts. . .' (499).

'Nordwestafrika' (499).

'... probably a widely distributed species. . .' (560).

[As *Polysiphonia sertularioides* auct. ?]

Angola (261;263;264).

[As *Polysiphonia pulvinata* Kützing]

'et atlantico usque ad ins Canarias' (318).

Note. Papenfuss (434) discusses the status of records of this species from South Africa and concludes, so far as can be ascertained, that it does not occur in that country since all the material concerned is attributable to *Polysiphonia incompta*. If the Angola record cited above is correct then it represents the southernmost limit of the species along the West African coast. Gil-Rodríguez and Afonso-Carrillo (226) state: 'Especie distribuida por las costas mediterráneas, citada por primera vez para las Islas Canarias'. This species and *Polysiphonia flaccidissima* Hollenberg, the latter well-known from the New World, may be conspecific (see 308, 560).

Polysiphonia simpliciuscula P. & H. Crouan

See *Ophiocladus simpliciusculus* (P. & H. Crouan) Falkenberg.

Polysiphonia souriei, J. Feldmann, nomen nudum

Sénégal (529).

'Subtropical Africa [Sénégal (N. of Gambia); Mauritania; former W. Sahara]' (598).

Note. Sourie (529) commented: '... espèce nommée, mais non encore décrite par J. Feldmann'.

Polysiphonia sphaerocarpa Børgesen

Canaries (38B;128A;556;598;698).

Salvage Islands (38B;556;598;650).

Sénégal (38B).

'... apparently a member of the pan-tropical flora' (307;308).

'Macaronesia s.s.' (653).

'... widespread in tropical Atlantic. . .' (308).

'... widespread in tropical seas' (642).

Note. For a discussion on *P. sphaerocarpa*, see Verlaque (650).

Polysiphonia stricta (Dillwyn) Greville

Canaries (227;401)

[As *Polysiphonia stricta* Greville]

Canaries (44;71).

[As *Polysiphonia urceolata* (Lightfoot in Dillwyn) Greville]

Canaries (307;598;633;634;635;666;667).

Cape Verde Islands (598).

Note. This species forms an ill-defined complex (see 307) with Kapraun & Ruess (309) commenting that it includes (as *P. urceolata*) numerous morphological forms throughout the North Atlantic range which has led to different taxonomic treatments by authors and it is 'not known if the physiologically and morphologically distinguishable populations. . . represent ecotypes, genetically related sibling species, or some combination of these'. Gil-Rodríguez & Afonso-Carrillo (227) comment: 'Montagne (1840) menciona esta especie para Canarias; sin embargo, Boergesen (1930) considera dudosa esta determinación'. See also notes under *Polysiphonia subtilissima* Montagne.

Polysiphonia subcontinua (C. Agardh) J. Agardh

Canaries (598).

'... Atlantischer Ozean. . . südwärts bis zu den Kanaren. . .' (498;499).

'... eadem ad insulas Canariensis?' (133).

[As *Polysiphonia flocculosa* (C. Agardh) Kützing]

Canaries (26;71;128A;190;191;226;227;584;634?;635;662).

[As *Polysiphonia flocculosa* Kützing]

Canaries (89).

Polysiphonia subtilissima Montagne

Angola (352).

Annobon (456;457).

Ascension (475).

Bioko (346;350;586).

Cameroun (139;350;454;586).

Cape Verde Islands (652;713).

Côte d'Ivoire (350;586).

Gambia (296;350;586).

Ghana (350;376;377;491;586).

Liberia (129;350;586).

St. Helena (644).

Sierra Leone (295;350;586).

[As *Polysiphonia* sp.]

Cote d'Ivoire (288).

Liberia (288).

Note. Womersley (560) commented that this appears to be a widespread species, often found in conditions of reduced salinity. He also stated: ‘. . . it seems likely that *P. abscessa* [widely reported from the southern hemisphere] should be united with *P. subtilissima* and probably with *P. pacifica* var. *pacifica* [from the Pacific]’, and went on to conclude that these taxa form, with the northern *Polysiphonia urceolata* (Lightfoot ex Dillwyn) Greville [now *P. stricta*], ‘a complex of closely related taxa and may prove to comprise only one (or two) species’. So far as the relationships between *P. subtilissima* and *P. macrocarpa* are concerned these, although closely related, appear to show some consistent differences. Commenting on Womersley’s (560) conclusions that *P. abscessa*, *P. subtilissima*, *P. stricta* (as *P. urceolata*) and *P. pacifica* Hollenberg comprise a complex of closely related taxa, Kapraun et al. (310) could not assess the matter as regards *P. abscessa* and *P. pacifica* but considered the European/N. Atlantic *P. stricta* (an ill-defined complex) to be distinct from New World *P. subtilissima* (Kapraun, 1980). See also remarks in Maggs & Hommersand (711: 358).

Polysiphonia subulata (Ducluzeau) J. Agardh
See *Polysiphonia fucooides* (Hudson) Greville.

Polysiphonia subulifera (C. Agardh) Harvey
Canaries
(71;101;226;227;303;306B;493;584;598;633;634;635).
‘. . . Atlantic ocean (from England to Canary Islands)’ (177).
‘. . . Atlantique nord (de l’Angleterre aux Canaries)’ (190).
‘. . . English coast southwards to the Canary Islands. . .’ (71).

Note. See Maggs & Hommersand (711: 360) on resemblance to *Boergeseniella fruticulosa* (Wulfen) Kylin.

Polysiphonia tenella J. Agardh
See *Herposiphonia secunda* f. *tenella* (C. Agardh) Wynne.

Polysiphonia tepida Hollenberg
Canaries (38D).
[As *Polysiphonia* cf. *tepida* Hollenberg]
Canaries (598).
Cape Verde Islands (598).
‘Macaronesia’ (700).

Note. Audiffred & Prud’homme van Reine (38D), who reported this taxon from the Madeiran archipelago and with a question mark from Gran Canaria, commented that some of their specimens had only six pericentrals, thus contrasting with the description of Kapraun (307) that gives seven or eight.

Polysiphonia tripinnata J. Agardh
Canaries (598;662;665;667).
Salvage Islands (38B;38D;598).
‘Macaronesia’ (653).
Note. Lauret (1967) regarded this taxon as a variety (var. *tripinnata* (J. Agardh) Lauret) of *Polysiphonia opaca* (Agardh) Zanardini. He later (1970) decided to recognize the species *Polysiphonia tripinnata* J. Agardh and gave a table of distinctive differences between the two species.

Polysiphonia urbana Harvey
Namibia (348).

Polysiphonia urceolata (Lightfoot ex Dillwyn) Greville
See under *Polysiphonia lepadicola* (Lyngbye) Kützing, *P. subtilissima* Montagne, and *P. stricta* (Dillwyn) Greville.

Polysiphonia variegata (C. Agardh) Zanardini
See *Polysiphonia denudata* (Dillwyn) Greville ex Harvey.

Polysiphonia vestita J. Agardh
See *Polysiphonia nutans* Montagne.

Polysiphonia villum J. Agardh
See *Polysiphonia scopulorum* var. *villum* (J. Agardh) Hollenberg.

Polysiphonia violacea auct.
See *Polysiphonia fucooides* (Hudson) Greville.

Polysiphonia virgata (C. Agardh) Sprengel
Namibia (36B).
Note. Wynne (36B), in recording *Polysiphonia virgata* (C. Agardh) Sprengel from Namibia, commented (pp. 321–322): ‘This name is being used for this taxon with the realization that it has been assigned to other genera in recent years, for example, *Carradoria* (Simons, 1976 [524]) and *Tayloriella* (Seagrief 1984 [570]). However, an assignment of this taxon to either of these genera is inappropriate. . . The absence of trichoblasts seems to be the sole basis for Papenfuss’ (1940b [429]) transfer of this species to *Tayloriella* of Kylin (1938). . . It is clear that *P. virgata* is not congeneric with *Tayloriella*. . . *Carradoria* must be regarded as a superfluous substitute name for *Hutchinsia* (Farr et al., 1979) and thus illegitimate’.

Polysiphonia wulfenii (C. Agardh) Kützing
See *Polysiphonia fruticulosa* (Wulfen) Sprengel.

Polysiphonia spp.
Angola (352).
Ascension (474).
Bioko (346).
Benin (293;350;586).
Canaries (71;225;301;306B;489;490;634;684;696).
Cape Verde Islands (652).
Côte d’Ivoire (288).
Gabon (294).
Ghana (290;297;299;342;376;491).
Guinée (529).
Liberia (288;350;586).
Mauritanie (349;624).
St Helena (644).
Salvage Islands (38B;231;375;556).
Togo (293).

Polystrata dura Heydrich
‘Macaronesia s.s.’ (653).

Polystrata fosliei (Weber-van Bosse) Denizot
Cape Verde Islands (130;598).
Note. Denizot (130) commented on this record as follows: ‘. . . échantillon reconnu par Mme. Lemoine et très amiablement communiqué par elle, confié par M. Cadenat’. According to Lemoine (366) ‘Les concrétions draguées à 40–42 mètres au Nord de l’île Maïo par M. Cadenot sont constituées par des thalles superposés de douze espèces calcaires; en surface j’ai reconnu une Squamariacée à thalle calcifié inédite qui sera décrite par M. Denizot. . .’

Porolithon Foslie
Following Penrose & Woelkerling (1992: 87) and Chamberlain (702: 114), *Porolithon* is treated here as a heterotypic synonym of *Hydrolithon*. Although *Hydrolithon* was included in an earlier paper in this series (Price et al., 1992: 131), the following taxa were not dealt with at that time and are included here for the sake of completeness.

Porolithon aequinoctiale (Foslie) Foslie
São Tomé (139;211;350;586).
‘. . . in tropical parts of the eastern Atlantic Ocean. . .’ (350;586).
‘. . . oras occidentales Africae (F. Quintas)’ (139).
‘Tropical Africa (N. Gambia – Congo river)’ (598).

[As *Lithophyllum (Porolithon) aequinoctiale* Foslie]

São Tomé (6;138;211).

‘. . . ved Rotas-øen, St. Thomas, ved vestkysten af Afrika (F. Quintas, Jard. Bot. Coimbra, 23 delvio)’ (211).

[As *Lithophyllum aequinoctiale* Foslie]

São Tomé (212;535;700).

Note. This species was originally described as *Lithophyllum aequinoctiale* Foslie (211: 46), based on material from São Tomé. The holotype in TRH (see 700: 20 for further information) has not been studied in detail in a modern context and thus the status and generic disposition of the species are uncertain, as are all records from the West African region.

***Porolithon africanum* (Foslie) Foslie**

See *Spongites africanum* (Foslie) Afonso-Carrillo et al.

***Porolithon boergesenii* (Foslie) Lemoine**

See *Hydrolithon boergesenii* (Foslie) Foslie.

***Porolithon boergesenii* var. *africana* (Foslie) Lemoine**

See *Hydrolithon boergesenii* (Foslie) Foslie.

***Porolithon mamillare* (Harvey) Foslie**

See *Neogoniolithon mamillare* (Harvey) Setchell & Mason.

***Porolithon oligocarpum* (Foslie) Foslie**

Canaries (10;128A;139;211;253;367;493;582;583;663).

Cape Verde Islands (253;367).

‘. . . golfe de Guinée. . .’ (367).

‘Gulf of Guinea’ (582).

‘Atlántico Oriental (Azores, Canarias y Cabo Verde)’ (253)

[As *Lithophyllum oligocarpum* Foslie]

Canaries (205;700).

[As *Porolithon onkodes* (Heydrich) Foslie var. *oligocarpa* (Foslie) Lemoine]

Canaries (70;191;362;363;499).

Note. This taxon was originally described as *Lithophyllum oligocarpum* Foslie (205: 22), based on material from Puerto Orotava, Tenerife, Canary Islands. The holotype in TRH (see 700: 163) has not been studied in detail in a modern context and thus the status and generic disposition of the species are uncertain, as are all records from the West African region. Lemoine (362) treated *Porolithon oligocarpum* as a variety of *P. onkodes*, but this has not been confirmed by a comparative analysis of relevant type collections.

***Porolithon onkodes* (Heydrich) Foslie**

Canaries (366;368;598).

Cape Verde Islands (366;368;598).

Ghana (350;586).

São Tomé (350;586).

‘Pantropical’ (366).

‘. . . probably pantropical’ (350;586).

‘Tropical Africa (N. Gambia-Congo river)’ (598).

Note. *Porolithon onkodes*, the type species of *Porolithon*, was originally described as *Lithothamnion onkodes* Heydrich (1897: 6), based on material from Tami Island, New Guinea. The lectotype, designated by Adey et al. (1982), is in TRH (see 700: 164 for additional information). Based on a study of the type and other collections, Penrose & Woelkerling (1992: 83) transferred *Porolithon onkodes* to *Hydrolithon* as a distinct species (i.e., *H. onkodes* (Heydrich) Penrose & Woelkerling) and regarded *Porolithon* to be a heterotypic synonym of *Hydrolithon*. These conclusions are followed here. All specimens on which the above published records from the West African region are based now need to be checked to determine whether they are conspecific with *Hydrolithon onkodes*.

***Porolithon* sp.**

Canaries (17;382).

Ghana (129;695).

***Predaea feldmannii* Børgesen**

Cape Verde Islands (CANCAP Expedition, pers. com., W. F. Prud’homme van Reine).

Ghana (39A;290;299;315;350;376;377;580;586;613;642;644).

St. Helena (39A;85;315;580;613;704).

‘. . . in warm temperate and tropical seas’ (350;586).

‘Tropical Africa (N. Gambia – Congo river)’ (598;654).

Note. For background information and details of the two morphologically separate forms, one wide and one narrow, see Kraft & John (315). Diagnoses of both *P. feldmannii* and *P. weldii* Kraft & Abbott (latter from Hawaii) are based essentially on the narrow form.

***Predaea huismanii* Kraft**

Canaries (646;699).

***Predaea masonii* (Setchell & Gardner) G. De Toni**

Canaries (635).

Ghana (299;315;350;586;613;642).

‘. . . in warm temperate and tropical parts of the Atlantic Ocean’ (350;586).

‘Tropical Africa (N. Gambia – Congo river)’ (598).

***Predaea pusilla* (Berthold) J. Feldmann**

Canaries (648).

***Pseudobranchioglossum senegalense* Bodard**

Sénégal (55;56;59;290).

‘. . . ouest africaines. . .’ (59).

‘Subtropical Africa [Sénégal (N. of Gambia); Mauritania; former W. Sahara]’ (598).

‘Tropical western Africa’ (654).

***Pseudogloiophloea verae* (Dickinson) Papenfuss**

See *Scinaia verae* (Dickinson) Huisman.

***Pseudolithophyllum* Lemoine**

Following Woelkerling (1988: 103), the genus *Pseudolithophyllum* is treated here as a heterotypic synonym of *Lithophyllum*. Eight species ascribed at some stage to *Pseudolithophyllum* have been recorded from the western coast of tropical Africa and adjacent islands; seven of these have been dealt with under *Lithophyllum* and the eighth under *Mesophyllum*.

***Pseudolithophyllum esperi* Lemoine**

See *Lithophyllum esperi* (Lemoine) South & Tittley. One additional reference under the binomial *Pseudolithophyllum esperi* is Canaries (366).

***Pseudolithophyllum expansum* (Philippi) Lemoine**

Canaries (359;363).

Mauritania (88;363).

Sénégal (248;365).

‘Subtropical Africa [Sénégal (N. of Gambia); Mauritania; former W. Sahara]’ (598).

[As *Lithophyllum expansum* Philippi]

Canaries (211; 493).

Mauritania (356?)

Salvage Islands (439;448).

[As *Lithophyllum expansum* f. *exigua* Foslie]

Canaries (70).

Note. *Pseudolithophyllum expansum* is treated here as a heterotypic synonym of *Mesophyllum lichenoides* (q.v.). The above references are additional to those given in the entry for *Mesophyllum lichenoides* (Ellis) Lemoine. Data on the holotype of *Lithophyllum expansum* f. *exigua* are provided by Woelkerling (700: 88) under the correct basionym (*Lithothamnion expansum* f. *exigua* Foslie). The

type has not been examined in a modern context, and thus the status and disposition of this taxon are unknown.

Pseudolithophyllum irregulare (Foslie) Adey

See *Lithophyllum irregulare* (Foslie) Huvé ex Steentoft. One additional reference under that binomial is Canaries (598).

Pseudolithophyllum leptothalloideum (Pilger) De Toni

See *Lithophyllum leptothalloideum* Pilger.

Pseudolithophyllum lobatum (Lemoine) Verlaque & Boudouresque

See *Lithophyllum lobatum* Lemoine. Two additional references under that binomial are Canaries (79) and Sénégal (366).

Pseudolithophyllum mildbraedii (Pilger) De Toni

See *Lithophyllum mildbraedii* Pilger. One additional reference under that binomial is Annobon (397).

Pseudolithophyllum orbiculatum (Foslie) Lemoine

See *Lithophyllum orbiculatum* (Foslie) Foslie.

Pseudolithophyllum vickersiae (Lemoine) Afonso-Carrillo

See *Lithophyllum vickersiae* Lemoine. The following are additional references.

Canaries (598).

[As *Lithophyllum incrustans*]

Canaries (363).

[As *Lithophyllum vickersiae* Lemoine]

Canaries (363).

[As *Lithothamnion vickersiae* Lemoine]

Canaries (645).

Pterocladia angolensis Welwitsch mss.

Note. A diagnoses of this alga was prepared by Welwitsch but is only in manuscript. A specimen in the BM has been variously attributed to *Gelidium corneum* and *G. melanoideum* and bears the label 'Iter Benguellense' No. 73. *Pterocladia angolensis* Welw. in lit. ad Sonder. In Porto de Benguella ad Patellas freq. Conf. J. Ag. Spec. Alg. Vol. II Pt I, p. 422, June 1860, leg. Welwitsch'.

Pterocladia? benguellensis Welwitsch mss.

Note. A specimen in the BM bears the name '(*Pterocladia?*) *Benguellensis* Welw. msp.' and 'Iter Benguellense No. 75' from 'ad Patellas ab Oceano atl. ejectas prope Benguela. June 1859 leg. Dr. Welwitsch'. The specimen appears to be a species of *Gelidium*, near to *G. corneum* sensu Børgesen.

Pterocladia capillacea (S.G. Gmelin) Bornet ex Bornet & Thuret

Canaries (2;5;8;9;13;16;38D;67;68;108;128A;141A;188;226;227;237;306B;375;379;392;439;441;489;490;517;546;584;598;610;633;702;710).

Cameroun (269;288;295;337;344;350;484;586).

Cape Verde Islands (38D;100;183;598).

Côte d'Ivoire (288;350;586).

Gabon (294;350;586).

Gambia (296;350;586).

Ghana (42A;152;288;344;350;586).

Guinea-Bissau (529).

Liberia (129;288;350;586).

Mauritanie (188;344;349;529).

Salvage Islands (38B;38D;598).

Sénégal (38D;121;122;344;513;529;530)

Sierra Leone (295;350;586)

Western Sahara (349;529)

'... Atlantico de Noruega a Canarias' (17)

'... Atlantique (de l'Angleterre au Rio de Oro). . .' (33).

'... Atlantique nord (de l'Angleterre a la Mauritanie). . .' (188).

'... Atlantique nord: jusq'au Rio de Oro. . .' (222).

'De Norvège aux Canaries. . .' (89).

'... from boreal-antiboreal to tropical seas' (350;586).

'Subtropical Africa [Sénégal (N. of Gambia); Mauritania; former W. Sahara]' (598).

'Tropical Africa (N. Gambia – Congo river)' (598).

'Widespread in temperate seas, extending into the subtropics' (712).

[As *Gelidium capillaceum* Kützing, or (Gmelin) Kützing]

Canaries (387).

Cape Verde Islands (38;483).

'... De Norvège aux Canaries. . .' (38).

[As *Gelidium corneum* (Hudson) Lamouroux var. *capillaceum* (Gmelin) C. Agardh]

Canaries (401).

[As *Gelidium corneum* (Hudson) Lamouroux var. *pinnatum* (Hudson) Montagne]

Canaries (401).

[As *Pterocladia capillacea* Bornet]

Canaries (547).

Salvage Islands (215).

[As *Pterocladia capillacea* (Gmelin) Bornet]

Canaries (191;441;499).

Cape Verde Islands (499).

'Nordwestafrika' (499).

[As *Pterocladia capillacea* f. *densa* auct]

Sénégal (121).

[As *Pterocladia capillacea* f. *pinnata* (Hudson)]

Canaries (390;441).

[As *Pterocladia capillacea* (Hudson) Bornet & f. *pinnata* (Hudson)]

[As *Pterocladia pinnata* (Hudson) Papenfuss]

Canaries (303).

Cape Verde Islands (423).

Cameroun (337;537).

[As *Pterosiphonia capillacea*]

Gabon (294).

Note. According to Stewart (1968), *Pterocladia capillacea* reported from the Canaries is conspecific with *P. pyramidale*, *P. complanata*, *P. mexicana*, *P. robusta*, *P. okamurai* f. *okamurai*, and *P. okamurai* f. *densa*, *P. tenuis* and *P. densa* from the Pacific. Prud'homme van Reine et al. (663) state that Piccone's specimens should have been named *Gelidium arbuscula* Bory ex Børgesen.

Pterocladia lucida (Turner) J. Agardh

[As *Pterocladia lucida* R. Brown]

St Helena (142;260;391).

[As *Pterocladia lucida* (R. Brown) J. Agardh]

St Helena (644;704).

Note. Considerable uncertainty surrounds the identity of this material. Akatsuka (1986) divided the species into two groups based on the morphology of surface cells and the shape of the tetrasporangial pinnules. One group was related to all other members of the genus whereas the other was considered sufficiently distinct to warrant the creation of the genus *Pterocladiastrum*. Without further examination of the minute St Helena plants it is not clear to which group to attach them to.

Pterocladia melanoidea (Schousboe ex Bornet) Dawson

Canaries (633;634;710).

Sénégal (710).

Pterocladia pinnata (Hudson) Papenfuss

See *Pterocladia capillacea* (S.G. Gmelin) Bornet ex Bornet & Thuret.

Pterocladia sp.

Canaries (5).
Ghana (299;376).
Sénégal (529).

Pterosiphonia Falkenberg

For comments upon generic relationships in *Pterosiphonia*, *Tayloriella*, *Symphyocladia* and *Acrosiphoniella*, based on Pacific taxa but including relevant data, see Wynne (1985).

Pterosiphonia cloiophylla (C. Agardh) Falkenberg

Namibia (348).
[As *Pterosiphonia gloiophylla*]
Namibia (487).

Pterosiphonia complanata (Clemente) Falkenberg

Congo (350;586).
Mauritanie (33;349;529).
Western Sahara (476).
'... am der africanischen Nordwestküste. . .' (179).
'... Atlantique (de l'Angleterre a la Mauritanie)' (33).
'... Atlantique nord, jusqu'en Mauritanie. . .' (222).
'British Isles to Mauritania' (711).
'Subtropical Africa [Sénégal (N. of Gambia); Mauritania; former W. Sahara]' (598).
[As *Polysiphonia complanata* J. Agardh]
Congo (Loango) (249;250).
Note. Hariot's doubtful record for Congo was given incorrectly in 350 as Gabon.

Pterosiphonia gloiophylla (C. Agardh) Falkenberg

See *Pterosiphonia cloiophylla* (C. Agardh) Falkenberg.

Pterosiphonia parasitica (Hudson) Falkenberg

Angola (352).
'... [Africa] north of the Gulf of Guinea. . .' (but not within the Gulf of Guinea) (352).
'... Atlantischen Ozean. . . südwärts bis zur nordwestafrikanischen Küste. . .' (499).
[As *Pterosiphonia parasitica* Schmitz]
Canaries (238).
'... desde las costas de Francia a las islas Canarias. . .' (238).

Pterosiphonia pennata (C. Agardh) Falkenberg

Canaries (227;392;584;598;633;642).
'Subtropical Sénégal (N. of Gambia); Mauritania; former W. Sahara]' (598).
'Tropical Africa (N. Gambia to Congo river)' (598).
[As *Pterosiphonia pennata* (Roth) Falkenberg]
Angola (213;352;500).
Canaries (71;108;191;334;547).
Cameroun (337;350;586).
Ghana (154;213;338;344;350;537;586).
Mauritanie (349).
Nigeria (213;350;586).
Western Sahara (349).
'... Atlantique (. . . Canaries). . .' (33).
'... de la France aux Canaries' (190).
'... from the coast of France southwards to the Canary Islands. . .' (71).
'... widely distributed in the Atlantic. . . but its distribution is difficult to assess at present due to confusion between a

group of morphologically similar species.' (711).
'... widespread in warm temperate and tropical seas.' (350;586).

[As *Polysiphonia pennata* J. Agardh]
Angola (41;42).
Canaries (547).
[As *Pterosiphonia pennata* (Falkenberg) Schmitz]
Canaries (174).
[As *Pterosiphonia pennata* (Roth) Falkenberg]
Angola (500).
Canaries (213;226;303;517;546).
'... Atlantico (desde las costas de Francia a las islas Canarias). . .' (517).
'Lusit-Africano-Médit.' (529).

Pterosiphonia sp.

Angola (352).

Pterothamnion crispum (Ducluzeau) Nägeli

Canaries (699).
Note. See notes under *Pterothamnion plumula* (Ellis) Nägeli.

Pterothamnion plumula (Ellis) Nägeli

Canaries (598).
[As *Antithamnion plumula* (Ellis) Thuret]
'... Atlantique (de la Norvege aux Canaries. . .)' (33).
'... Atlantique: des côtes anglaises jusqu'au Maroc et Canaries. . .' (222).
'... Atlantischer ozean, von den skandinavischen Küsten bis zum Kap der Guten Hoffnung. . .' (499).
'... Atlantischer ozean von den skandinavischen Küsten südwärts bis zum Kap' (497).
'Nordwestafrika' (499).
[As *Antithamnion plumula* Thuret]
Canaries (236).
Note. Gayral (222) recognized *Pterothamnion plumula* var. *crispum* (Ducluzeau) Hauck which Athanasiadis (1990) and Maggs & Hommersand (711) call *P. crispum* (Ducluzeau) Nägeli. See Schneider & Searles (642) for confusion with *Antithamnionella elegans* (Berthold) Price & D. John. For discussion on the recognition of the genus *Pterothamnion*, see Athanasiadis & Kraft (1994) who comment: 'Comparative studies of the type and other species of the genera *Pterothamnion* Nägeli, *Platythamnion* J. Agardh and *Glandothamnium* Wollaston state the recognition of a single genus *Pterothamnion*. . .'

Ptilota gunneri Silva, Maggs & L. Irvine

[As *Ptilota plumosa* (Hudson) C. Agardh]
Canaries (71?;90;227?;401).
[As *Ptilota plumosa* C. Agardh]
Canaries (44).

Note. Montagne (401) stated: 'Nous ne citons cette espèce, qui ne se trouve pas dans notre collection, que d'après l'autorité de M. Bory qui l'énumère parmi les Thalassiophytes des Canaries'. The Benítez (44) record is taken from Montagne (401). Børgesen (71) believed that the record is referable to *Spyridia aculeata* (Schimper) Kützing, and Gil-Rodríguez & Afonso-Carrillo (227) repeat Bory's record mentioning Børgesen's doubt.

Ptilota plumosa (Hudson) C. Agardh

See *Ptilota gunneri* Silva et al.

Ptilothamnion micropterum (Montagne) Bornet

Canaries (65;71;109;133;401;492;495).
'... ad insulas canarias. . .' (133).
[As *Callithamnion micropterum* Montagne]
Canaries (27;89;109;318;320;402;407).
[As *Callithamnion micropterum* (Montagne) Montagne]
Canaries (24;320;407).

[As *Callithamnion pluma* (Dillwyn) C. Agardh var. *micropterum* Montagne]

Canaries (109;171;401).

[As *Ptilothamnion micropterum* Bornet (*Callithamnion*) Montagne]

Canaries (492).

Note. Boudouresque et al. (1984) synonymize *P. micropterum* with *P. pluma*, but Schiffner (1931) regarded the former as a good species strongly differentiated from *P. pluma*. See also comments under *Ptilothamnion pluma* (Dillwyn) Thuret.

***Ptilothamnion pluma* (Dillwyn) Thuret**

Canaries (38B;71;190;191;226;227;303;584;598;698;711).

Salvage Islands (38B;598).

'... Atlantique (de l'Angleterre aux Canaries). . .' (33;196).

'... North Sea southwards to the Canary Islands' (71).

[As *Callithamnion pluma* C. Agardh]

Canaries (44;401).

Note. In a discussion of the genus *Ptilothamnion*, Dixon (171) pointed out that Feldmann & Feldmann (188) and Feldmann (190) question the status of *P. micropterum* (Montagne) Bornet. A figure in Feldmann (190) shows a prostrate axis of several fronds, some with entirely simple, others with a proportion of bifid laterals. As this was the previous basis for distinction between the two species, the

implication would be that *P. micropterum* could be regarded as a synonym of *P. pluma*. Further examination of the type materials revealed fronds of various types on both species, even though Kützing's illustration (320: pl. 1) of Montagne's original *Callithamnion micropterum* showed no second order laterals. Bifid laterals are probably more frequent in specimens from the Mediterranean and Canaries than from the British Isles but the wide variation found in all localities does not justify taxonomic discrimination on this basis. Dixon (171) concluded that *P. pluma*, *P. micropterum*, and possibly *P. lucifugum* should be regarded as a single species under the name *Ptilothamnion pluma* (Dillwyn) Thuret.

***Pycnothamnion crustaceum* P. Dangeard**

Sénégal (122).

'Subtropical Africa [Sénégal (N. of Gambia); Mauritania; former W. Sahara]' (598).

ACKNOWLEDGEMENTS. We acknowledge with thanks assistance from (i) Department of Botany, The Natural History Museum, London, for provision of the necessary research facilities to continue the series of papers of which the present is part; (ii) a grant (for GWL) towards this work from the Systematics Association.

NUMERICAL LIST OF REFERENCES

- | | | |
|---|-------------------------------|--|
| 2 Acuña Gonzáles, 1970 | 71 Børgesen, 1930 | 174 Dor, 1961 |
| 5 Acuña Gonzáles et al., 1970 | 74 Børgesen, 1934 | 177 Edelstein, 1964 |
| 6 Adey & Lebednik, 1967 | 77 Børgesen, 1938 | 179 Falkenberg, 1901 |
| 8 Afonso-Carrillo, 1980a | 79 Børgesen, 1940 | 183 Feldmann, 1935 |
| 9 Afonso-Carrillo, 1980b | 85 Børgesen, 1950 | 188 Feldmann, 1939 |
| 10 Afonso-Carrillo, 1982. | 88 Børgesen & Chevalier, 1928 | 190 Feldmann, 1942 |
| 11 Afonso-Carrillo, 1984 | 89 Bornet, 1892 | 191 Feldmann, 1946 |
| 13 Afonso-Carrillo & Gil-Rodríguez, 1980 | 90 Bory de St Vincent, 1803 | 192 Feldmann, 1951 |
| 16 Afonso-Carrillo & Wildpret de la Torre, 1979 | 93 Carpine, 1959 | 193 Feldmann, 1981 |
| 17 Afonso-Carrillo et al., 1984a | 94 Chamberlain, 1983 | 196 Feldmann-Mazoyer, 1941 |
| 18 Afonso-Carrillo et al., 1984b | 98 Chapman & Parkinson, 1974 | 198 Foslie, 1900a |
| 24 Agardh, 1851 | 99 Chevalier, 1920 | 199 Foslie, 1900b |
| 25 Agardh, 1852 | 100 Chevalier, 1935 | 202 Foslie, 1905 |
| 26 Agardh, 1863 | 101 Chevalier & Furon, 1935 | 205 Foslie, 1906 |
| 27 Agardh, 1876 | 102 Chiang, 1970 | 206 Foslie, 1907 |
| 30 Aleem, 1978 | 108 Cordeiro-Marino, 1978 | 211 Foslie, 1909 |
| 33 Ardré, 1970 | 109 Cotton, 1912 | 212 Printz, 1929 |
| 34 Ardré, 1980 | 110 Cribb, 1956 | 213 Fox, 1957 |
| 36B Wynne, 1986 | 113 Cribb, 1983 | 214 Frémy, 1936 |
| 37 Askenasy, 1888 | 121 Dangeard, 1951 | 215 Gain, 1914 |
| 38 Askenasy, 1897 | 122 Dangeard, 1952 | 216 Gain & Mirande, 1912 |
| 38B Audiffred & Weisscher, 1984 | 128 Delf & Michell, 1921 | 221 Gayral, 1958 |
| 38C Audiffred, 1985 | 128A Delgado et al., 1986 | 222 Gayral, 1966 |
| 38D Audiffred & Prud'homme van Reine, 1985 | 129 De May et al., 1977 | 225 Gil-Rodríguez, 1980 |
| 39A Balakrishnan & Chawla, 1984 | 130 Denizot, 1968 | 226 Gil-Rodríguez & Afonso-Carrillo, 1980 |
| 41 Barton, 1897 | 132 De Toni, 1900 | 227 Gil-Rodríguez & Afonso-Carrillo, 1981 |
| 42 Barton, 1901 | 133 De Toni, 1903 | 229 Gil-Rodríguez & Wildpret de la Torre, 1980 |
| 42A Bassindale, 1961 | 134 De Toni, 1905 | 231 Gil-Rodríguez et al., 1978 |
| 43 Batters, 1892 | 138 De Toni, 1910 | 232B Gil-Rodríguez et al., 1985 |
| 44 Benítez, 1928 | 139 De Toni, 1924 | 235 Gonzalez Henriquez, 1976 |
| 55 Bodard, 1971a | 141A De Toni & Levi, 1888 | 236 Gonzalez, 1977a |
| 56 Bodard, 1971b | 142 Dickie, 1872 | 237 Gonzalez, 1977b |
| 59 Bodard & Mollion, 1974 | 145 Dickie, 1874 | 238 Gonzalez, 1980 |
| 61 Børgesen, 1917 | 150 Dickie, 1877 | 239 Goor, 1923 |
| 62 Børgesen, 1918 | 152 Dickinson, 1952 | 242 Grunow, 1868 |
| 65 Børgesen, 1924 | 153 Dickinson & Foote, 1950 | 248 Hamel & Lemoine, 1953 |
| 67 Børgesen, 1926 | 159A Ballantine & Wynne, 1985 | 249 Hariot, 1895 |
| 68 Børgesen, 1927 | 166 Dinter, 1925 | 250 Hariot, 1896 |
| 70 Børgesen, 1929 | 167 Dinter, 1926 | 252 Hariot, 1911 |
| | 171 Dixon, 1962 | 253 Haroun Tabraue et al., 1984 |
| | 172 Dixon & Irvine, 1977 | |

- 254 Harvey, 1846–1851
 259 Hemsley, 1885a
 260 Hemsley, 1885b
 261 Henriques, 1885
 262 Henriques et al., 1886
 263 Henriques, 1886
 264 Henriques, 1887
 269 Hoppe, 1969
 271 Hornemann, 1819
 271A Huisman, 1985
 273 Irvine, 1983
 282 Jardín, 1851
 283 Jardín, 1875
 287 John, 1972
 288 John, 1977
 290 John, 1986
 292 John & Lawson, 1972a
 293 John & Lawson, 1972b
 294 John & Lawson, 1974
 295 John & Lawson, 1977a
 296 John & Lawson, 1977b
 297 John & Pople, 1973
 298 John et al., 1981
 299 John et al., 1977
 300 John et al., 1980
 301 Johnston, 1966
 303 Johnston, 1969
 305 Johnstone & Croall 1859
 306B Jorge et al., 1986
 307 Kapraun, 1977
 308 Kapraun & Norris, 1982
 309 Kapraun & Rueness, 1988
 310 Kapraun et al., 1983
 312A Kensley & Penrith, 1980
 315 Kraft & John, 1976
 316 Kützing, 1843
 317 Kützing, 1847
 318 Kützing, 1849
 320 Kützing, 1862
 321 Kützing, 1863
 322 Kützing, 1864
 324 Kützing, 1866
 329 Kylin, 1932
 337 Lawson, 1955
 338 Lawson, 1956
 342 Lawson, 1960
 344 Lawson, 1966
 346 Lawson, 1980
 348 Lawson et al., 1990
 349 Lawson & John, 1977
 350 Lawson & John, 1982
 352 Lawson et al., 1975
 353 Lemoine, 1911
 356 Lemoine, 1915
 359 Lemoine, 1924
 360 Lemoine, 1926
 361 Lemoine, 1928
 362 Lemoine, 1929a
 363 Lemoine, 1929b
 365 Lemoine, 1939
 366 Lemoine, 1964
 367 Lemoine, 1965
 368 Lemoine, 1966
 375 Levring, 1974
 376 Lieberman et al., 1979
 377 Lieberman et al., 1984
 379 López Hernández & Gil-Rodríguez, 1982
 382 McMaster & Conover, 1966
 387 May, 1912
 390 Mazza, 1905–1925
 391 Mellis, 1875
 392 Meñez & Mathieson, 1981
 393 Michanek, 1971
 394 Michanek, 1975
 397 Mildbraed, 1922
 401 Montagne, 1839–1841
 402 Montagne, 1842
 403 Montagne, 1846
 405 Montagne, 1853
 407 Montagne, 1856
 408 Montagne, 1860
 410 Murray, 1888–1889
 423 Palminha, 1960
 424 Palminha, 1961
 426 Palminha, 1968
 427 Palminha, 1969
 429 Papenfuss, 1940
 431 Papenfuss, 1952
 434 Papenfuss, 1968
 439 Piccone, 1884
 441 Piccone, 1886
 448 Piccone, 1889
 453 Pilger, 1908
 454 Pilger, 1911
 456 Pilger, 1920
 457 Pilger, 1922
 474 Price & John, 1978
 475 Price & John, 1980
 476 Primo, 1953
 478 Prud'homme van Reine et al., 1984
 483 Reinbold, 1908
 484 Richardson, 1969
 487 Round, 1981
 489 Santos Guerra, 1972
 490 Santos Guerra et al., 1970
 491 Sanusi, 1980
 492 Sauvageau, 1897
 493 Sauvageau, 1912
 495 Schiffner, 1931
 497 Schmidt, 1929a
 498 Schmidt, 1929b
 499 Schmidt, 1931
 500 Schmidt & Gerloff, 1957
 511 Schmitz & Hauptfleisch, 1897
 513 Schnell, 1950
 516 Seoane-Camba, 1960
 517 Seoane-Camba, 1965
 519 Simons, 1964
 523 Simons, 1974
 524 Simons, 1976
 525 Simons & Hewitt, 1977
 528 Sonder, 1852
 529 Sourie, 1954a
 530 Sourie, 1954b
 531 Sourie, 1954c
 535 Steentoft, 1967
 537 Stephenson & Stephenson, 1972
 540 Taylor, 1960
 541 Tittley et al., 1984
 546 Varo et al., 1979
 547 Vickers, 1897
 555 Weisscher, 1982
 556 Weisscher, 1983
 559 Wollaston, 1984
 560 Womersley, 1979
 561 Womersley & Bailey, 1970
 568 Yoneshigue, 1985
 570 Seagrief, 1984
 580 Ballantine & Wynne, 1986
 582 Afonso-Carrillo et al., 1985
 583 Haroun Tabraue et al., 1985
 584 Ribero Siguán et al., 1985
 586 Lawson & John, 1987
 590 John & Lawson (unpublished)
 597 Prud'homme van Reine & Lobin, 1986
 598 Prud'homme van Reine (*in litt.*, 10 April 1987)
 610 Gonzales, 1979
 613 Kajimura, 1987
 624 Marcot-Coqueugnot, 1991
 625 Prud'homme van Reine & van den Hoek, 1988
 633 Pinedo et al., 1992
 634 Elejabeitia et al., 1992
 635 Prud'homme van Reine, Heincke Expedition, 1991
 639 Prud'homme van Reine, W.F., & Parker, H. (pers. comm., 1991)
 642 Schneider & Searles, 1991
 644 Lawson et al., 1993
 645 Lemoine, 1935
 646 Sansón et al., 1991
 648 Ballesteros et al., 1992
 649 Irvine & Chamberlain, 1994
 650 Verlaque, 1989
 652 Otero-Schmitt & Sanjuan, 1992
 653 Prud'homme van Reine & van den Hoek, 1990
 654 John & Lawson, 1991
 659 Afonso-Carrillo et al., 1992
 662 Viera-Rodríguez et al., 1987
 663 Prud'homme van Reine et al., 1994
 664 Haroun et al., 1993
 665 Morales Ayala & Viera Rodríguez, 1990
 666 Viera-Rodríguez, 1985
 667 Viera-Rodríguez et al., 1987
 683 Otero-Schmitt, 1993
 684 Kristiansen et al., 1993
 693 Womersley & Sinkora, 1981
 694 Zanardini, 1860
 695 Hardy & Seku, 1993
 696 Foslie, 1902b
 698 Rogas-González et al., 1994
 699 Sansón & Reyes, 1995
 700 Woelkerling, 1993
 701 Chamberlain & Irvine, 1994
 702 Chamberlain, 1994
 703 Evans et al., 1993
 704 Lawson et al., 1990
 707 Stegenga et al., in press
 708 John & Lawson, 1991
 709 Masuda & Guiry, 1994
 710 Sansón, 1994
 711 Maggs & Hommersand, 1993
 712 Womersley, 1994
 713 Otero-Schmitt, 1994

REFERENCES

- Acuña González, A. 1970. Algunos aspectos de la vegetación submarina de las Islas Canarias. *Vieraea* 1: 2–5.
 — Santos Guerra, A. & Wildpret de la Torre, W. 1970. Algunos aspectos de

la vegetación algal de la Playa de San Marcos, Icod, Tenerife. *Cuad. Bot. Canaria* 9: 30–36.

Adey W.H. & Lebednik, P.A. 1967. *Catalog of the Foslie Herbarium*. Trondheim.

— Townsend, R.A. & Boykins, W.T. 1982. The crustose coralline algae (Rhodophyta: Corallinaceae) of the Hawaiian Islands. *Smithson. Contr. mar. Sci.* 15: i–iv, 1–74.

Afonso-Carrillo, J. 1980a. Algunas observaciones sobre la distribución vertical

- de las algas en la isla del Hierro (Canarias). *Vieraea* **10**: 3–16.
- 1980b. Nota sobre algunas Corallinaceae (Rhodophyta) nuevas para la flora ficológica de las Islas Canarias. *Vieraea* **10**: 53–58.
- 1982. Sobre el modo de formación de los conceptáculos asexuales en *Porolithon* Foslic (Corallinaceae, Rhodophyta). *Investigación pesq.* **46**: 255–262.
- 1984 [1983]. Estudios en las algas Corallinaceae (Rhodophyta) de las Islas Canarias. II. Notas taxonómicas. *Vieraea* **13**: 127–144.
- & Gil-Rodríguez, M.C. 1980. Datos para la flora marina de la isla de Fuerteventura. *Vieraea* **10**: 147–170.
- Haroun Tabraue, R., Villena Balsa, M. & Wildpret de la Torre, W. 1984 [1983]. Adiciones y correcciones al catálogo de algas marinas bentónicas para el Archipelago Canario. *Vieraea* **13**: 27–49.
- & Wildpret de la Torre, W. 1979 [1978]. Estudio de la vegetación algal de la costa del futuro polígono industrial de Granadilla (Tenerife). *Vieraea* **8**: 202–242.
- — 1984 [1983]. Estudios en las algas Corallinaceae (Rhodophyta) de las Islas Canarias. I. Aspectos metodológicos. *Vieraea* **13**: 113–125.
- — 1985 [1984]. Algunas consideraciones florísticas, corológicas y ecológicas sobre las algas Corallinaceae (Rhodophyta) de las Islas Canarias. *An. Biol. Univ. Murcia* **2** (sección especial, 2): 23–37.
- Agardh, J.G. 1851. *Species genera et ordines algarum* [. . .] floridearum [. . .] **2**(1). Lundae.
- Note. Facsimile reprint, J. Cramer, 1977.
- 1852. *Species genera et ordines algarum* [. . .] floridearum [. . .] **2**(2). Lundae.
- 1863. *Species genera et ordines algarum* [. . .] floridearum [. . .] **2**(3). Lundae.
- Note. See the notes to J.G. Agardh's works cited above given in previous parts.
- 1876. *Species genera et ordines algarum* [. . .] *De Florideis curae posteriores. Epicrisis systematis floridearum*. **3**(1). Lipsiac.
- Akatsuka, I. 1986. *Pterocladidium*, a new genus segregated from *Pterocladia* (Gelidiales, Rhodophyta). *Bot. mar.* **24**: 51–58.
- Aleem, A.A. 1978. A preliminary list of marine algae from Sierra Leone. *Bot. mar.* **21**: 397–399.
- Ardre, F. 1970 [1969–70]. Contribution à l'étude des algues marines du Portugal I – La Flore. *Port. Acta biol.* **B**, **10**: 137–555+[56].
- Note. Also reprinted, paged 1–423+[56].
- 1980. Observations sur le cycle de développement du *Schizymenia dubyi* (Rhodophycée, Gigartinales) en culture, et remarques sur certains genres de Némastomacées. *Crypt.: algol.* **1**: 111–140.
- Areschoug, J.E. 1850. Phycæe Scandinavicae marinæ. *Upsaliensis Soc. Scient. Nova Acta* **II**, **14**: 385–454.
- 1852. Ordo XII. Corallinaceae. In J.G. Agardh, *Species, genera, et ordines algarum*. **2**(2): 506–576. Lund.
- 1875. Corallineae. Observations phycologicae III. *Nova acta Regniæ Societatis Scientiarum Upsaliensis* **III**, **10**: 1–6.
- Askenasy, E. 1888 [1889]. Algen, mit Unterstützung der Herren E. Bornet, A. Grunow, P. Hariot, M. Moebius, O. Nordstedt bearbeitet. In A. Engler, *Die Forschungsreise S.M.S. 'Gazelle' in den Jahren 1874 bis 1876 unter Kommando des Kapitän zur See Freiherrn von Schleinitz herausgegeben von dem Hydrographischen Amt des Reichs-Marine-Amtes*. IV. Theil. *Botanik*: 1–58. Berlin.
- Note. The original publication of the algal section was in 1888, since it was noted in *Nat. Novid.*, Berlin, No. 21, October 1888. The title page for Theil IV was issued 1889 and since the whole Theil seems also to have been issued in soft covers (also dated 1889), the algal portion was probably reissued in that year.
- 1897. Énumération des algues des îles du Cap Vert. *Bolm Soc. broteriana* **13**: 150–175.
- Athanasiadis, A. 1990. Evolutionary biogeography of the North Atlantic anthamnioid algae. In D.J. Garbary & G.R. South (Eds), *Evolutionary biogeography of the marine algae of the North Atlantic*: 219–240. Berlin.
- & Kraft, G.T. 1994. *Pterothamnion squarrosus* (Harvey) comb. nov. from south-eastern Australia and southern New Zealand, with a taxonomic re-assessment of the genera *Pterothamnion*, *Platythamnion* and *Glandothamnus* (Ceramiaceae, Rhodophyta). *Evol. J. Phycol.* **29**: 119–133.
- Audiffred, P.A.J. 1985 [1984]. Marine algae of El Hierro (Canary Islands). *Vieraea* **14**: 157–183.
- & Prud'homme van Reine, W.F. 1985. Marine algae of Ilha do Porto Santo and Deserta Grande (Madeira Archipelago). *Bolm Mus. munic. Funchal* **37**: 20–51.
- & Weisscher, F.L.M. 1984. Marine algae of Selvagem Grande (Salvage Islands, Macaronesia). *Bolm Mus. munic. Funchal* **36**: 5–37.
- Balakrishnan, M.S. & Chawla, D.M. 1984. Studies on *Predaea* from the west coast India. *Phykos* **23**: 21–32.
- Ballantine, D.L. & Wynne, M.J. 1985. *Platysiphonia* and *Apoglossum* (Delesseriaceae, Rhodophyta) in the tropical western Atlantic. *Phycologia* **24**: 495–456.
- — 1986. Notes on the marine algae of Puerto Rico I. Additions to the flora. *Botanica mar.* **29**: 131–135.
- Ballesteros, E., Sansón, M., Reyes, J., Afonso-Carrillo, J. & Gil-Rodríguez, M.C. 1992. New records of benthic marine algae from the Canary Islands. *Bot. mar.* **35**: 513–522.
- Barton, E.S. 1893. A provisional list of marine algae of the Cape of Good Hope. *J. Bot., Lond.* **31**: 53–210.
- 1897. Welwitsch's African marine algae. *J. Bot., Lond.* **35**: 369–374.
- 1901. Marine algae In Anon. [W.P. Hiern?], *Catalogue of the African plants collected by Dr. Friedrich Welwitsch in 1853–61*. **2**(2): 324–328. Cryptogamia. London.
- Bassindale, R. 1961. On the marine fauna of Ghana. *Proc. Zool. Soc. Lond.* **137**: 481–510.
- Batters, F.A.L. 1892. New or critical British algae. *Grevillea* **21**(97): 49–53.
- Benítez, A.J. 1928(?). *Historia de las Islas Canarias (Edición ilustrada)* [I]. Santa Cruz de Tenerife.
- Note. The work does not appear to be dated but the BM copy was received 3 July 1928 and 1928 has been impressed on the spine. The flora, entitled 'Fitografía Canaria[. . .]' (pp. 137–144) appears simply to be a list of plant names taken from Montagne (401). The reference to 'vol. I' indicates that only the first 528 of a total of more than 1000 pages were published.
- Bodard, M. 1971a. *Halymenia senegalensis*, nov. sp. [Algae], espèce caractéristique de l'infralittoral Sénégalais. *Bull. Inst. fond. Afr. noire A*, **33**: 1–19.
- 1971b. Sur un genre nouveau de Delesseriacées: *Pseudobranchioglossum senegalense*, algue de l'infralittoral sénégalais. *Bull. Inst. fond. Afr. noire A*, **33**: 20–31.
- & Mollion, J. 1974. La végétation infralittorale de la petite côte sénégalaise. *Bull. Soc. phycol. Fr.* **19**: 193–221.
- Børgesen, F. 1917. The marine algae of the Danish West Indies **2**. Rhodophyceae [pt.3]. *Dansk. bot. Ark.* **3**(1c): 145–240.
- 1918. The marine algae of the Danish West Indies **2**. Rhodophyceae [pt.4]. *Dansk. bot. Ark.* **3**(1d): 241–304.
- 1924. Marine algae from Easter Island. In C. Skottsberg (Ed.), *The natural history of Juan Fernandez and Easter Island*. **2**. Botany. Part III (9): 241–448. Uppsala.
- 1926. Marine algae from the Canary Islands especially from Teneriffe and Gran Canaria II. Phaeophyceae. *Biol. Meddr.* **6**(2): 1–112.
- 1927. Marine algae from the Canary Islands especially from Teneriffe and Gran Canaria III. Rhodophyceae Part I Bangiales and Nematiales. *Biol. Meddr.* **6**(6): 1–97.
- 1929. Marine algae from the Canary Islands especially from Teneriffe and Gran Canaria III. Rhodophyceae Part II Cryptonemiales, Gigartinales and Rhodymeniales. Les Mélobésiées by (par) Mme Paul Lemoine. *K. danske Vidensk. Selsk. Biol. Meddr.* **8**(1): 1–97+[9].
- 1930. Marine algae from the Canary Islands especially from Teneriffe and Gran Canaria III. Rhodophyceae Part III Ceramiales. *K. danske Vidensk. Selsk. Biol. Meddr.* **9**(1): 1–159.
- 1934. Some marine algae from the northern part of the Arabian Sea with remarks on their geographical distribution. *K. danske Vidensk. Selsk., Biol. Meddr.* **11**(6): 1–72.
- 1938. Sur une collection d'Algues marines recueillies à une profondeur remarquable près des Iles Canaries. *Rev. Algol.* **11**: 225–230.
- 1940. Some marine algae from Mauritius. I. Chlorophyceae. *K. danske Vidensk. Selsk., Biol. Meddr.* **15**(4): 1–81.
- 1950. A new species of the genus *Predaea*. *Dansk bot. Arkiv.* **14**(4): 1–8.
- & Chevalier, A. de 1928. Revue bibliographique [. . .] Børgesen, (F.). – Marine algae from the Canary Islands. II. Phaeophyceae[. . .] III. Rhodophyceae. Part I. Bangiales and Nematiales. 1928. *Bull. Soc. bot. Fr.* **75**: 381–382.
- Note. Extract by latter author of data from former author's publications and mentions by name six new endemic species out of the seven so described for the Canaries.
- Bornet, É. 1892. Les algues de P.-K.-A. Schousboe, récoltées au Maroc dans la Méditerranée de 1815 à 1829, et déterminées par M. Edouard Bornet. *Mém. Soc. natn. Sci. nat. Math. Cherbourg* **28**: 165–376.
- Bory de St-Vincent, J.B.G.M. 1803. *Essais sur les Isles Fortunées et l'antique Atlantide, ou précis de l'histoire générale de l'Archipel des Canaries*. Paris.
- Boudouresque, C.F., Perret-Boudouresque, M. & Knoepfler-Péguy, M. 1984. Inventaire des algues marines benthiques dans les Pyrénées-Orientales (Méditerranée, France). *Vie Milieu* **34**: 41–59.
- Carpine, C. 1959. Aperçu sur les peuplements littoraux. In J. Forest, Campagne de la Calypso dans le golfe de Guinée et aux îles Principe, São Tomé, Annobón (1956). *Anns Inst. océanogr., Monaco* **37**: 75–904.
- Chamberlain, Y.M. 1983. Studies in the Corallinaceae with special reference to *Fosliella* and *Pneophyllum* in the British Isles. *Bull. Br. Bot. nat. Hist. (Bot.)* **11**: 291–463.

- 1985. The typification of *Melobesia membranacea* (Esper) Lamouroux (Rhodophyta, Corallinaceae). *Taxon* **34**: 673–677.
- 1990. The genus *Leptophyllum* (Rhodophyta, Corallinaceae) in the British Isles with descriptions of *Leptophyllum borneitii*, *L. elatum* sp. nov. and *L. laeve*. *Br. phycol. J.* **25**: 179–199.
- 1994. Mastophoroideae. In L.M. Irvine & Y.M. Chamberlain, *Seaweeds of the British Isles*. **1(2B)**: 113–158. London.
- & Irvine, L.M. 1994. Melobesioides. In L.M. Irvine & Y.M. Chamberlain, *Seaweeds of the British Isles*. **1(2B)**: 159–234. London.
- & Keats, D.W. 1994. Three melobesioid crustose coralline red algae from South Africa: *Leptophyllum acervatum* (Foslie) comb. nov., *L. foveatum* sp. nov., and *L. ferox* (Foslie) comb. nov. *Phycologia* **33**: 111–133.
- & Norris, R.E. 1994. *Pneophyllum amplexifrons* (Harvey) comb. nov. a mastophoroid crustose coralline red algal epiphyte from Natal, South Africa. *Phycologia* **33**: 8–18.
- Chapman, V.J. & Parkinson, P.G. 1974. Part III, Rhodophyceae 3: Cryptonemiales. In V.J. Chapman (Ed.), *The marine algae of New Zealand*: 155–298. Vaduz.
- Chevalier, A. 1920. *Exploration botanique de l'Afrique occidentale française. Tome I. Énumération des plantes récoltées avec une carte botanique, agricole et forestière*. Paris.
- 1935. Les îles du Cap Vert. Géographie, biogéographie, agriculture flore de l'Archipel. *Revue Bot. appl. Agric. trop.* **15**: 733–1090.
- & Furon, R. 1935. Sur quelques dépôts tertiaires et quaternaires des îles du Cap Vert. *C. r. Acad. Sci. Paris* **201**: 226–227.
- Chiang, Y.-M. 1970. Morphological studies of red algae of the family Cryptonemiales. *Univ. Calif. Publs. Bot.* **58**: vi+1–95.
- Cordeiro-Marino, M. 1978 [1977]. Rodofíceas bentónicas marinhas do Estado de Santa Catarina. *Rickia* **7**: [6]+1–243.
- Cotton, A.D. 1912. Clare Island Survey Part 15 Marine Algae. *Proc. R. Ir. Acad.* **31**: 1–178.
- Cribb, A.B. 1956. Records of marine algae from south-eastern Queensland II. *Polysiphonia* and *Lophosiphonia*. *Pap. Dept. Bot. Univ. Qd* **3(16)**: 131–147.
- 1983. *Marine algae of the Southern Great Barrier Reef Part I Rhodophyta*. Australian Coral Reef Society Handbook No. 2. Place of publication not given [presumably Brisbane].
- Crouan, H.M. & Crouan, P.L. 1867. *Florule du Finistère*. Paris.
- Dangeard, P. 1951. Sur les Géliidiacées de Dakar et de Port- Étienne. *Botaniste* **35**: 21–26.
- 1952. Algues de la presqu'île du Cap Vert (Dakar) et de ses environs. *Botaniste* **36**: 193–329.
- Delf, E.M. & Michell, M.R. 1921. The Tyson collection of marine algae. *Ann. Bolus Herb.* **3**: 89–119.
- Delgado, E., Gonzales, M.N. & Jorge, D. 1986 [1984]. Contribución al estudio de la vegetación ficológica de la zona de Arinaga (Gran Canaria). *Bot. Macaron.* **12–13**: 97–110.
- De May, D., John, D.M. & Lawson, G.W. 1977. A contribution to the littoral ecology of Liberia. *Bot. mar.* **20**: 41–46.
- Denizot, M. 1968. *Les algues floridées encroustées (à l'exclusion des Corallinacées)*. Paris.
- De Toni, G.B. 1900. *Sylloge algarum omnium hucusque cognitarum* 4 Sylloge Floridearum [. . .] Sectio II Familiae I–IV. Patavii.
- 1903. *Sylloge algarum omnium hucusque cognitarum* 4 Sylloge Floridearum [. . .] Sectio III Familiae V–VI. Patavii.
- 1905. *Sylloge algarum omnium hucusque cognitarum* 4 Sylloge Floridearum [. . .] Sectio IV Familiae I–VII. Patavii.
- 1910. Litteratura phycologica florae et miscellanea phycologica. *Nuova Notarisia* **21**: 40–54.
- 1924. *Sylloge algarum omnium hucusque cognitarum* 6. *Sylloge Floridearum* Sectio V. *Additamenta*. Patavii.
- & Levi, D. 1888. *L'algarum Zanardini*. Venezia.
- Dickie, G. 1872. On the marine algae of the island of St. Helena. *J. Linn. Soc. (Bot.)* **13**: 178–182.
- 1874. Enumeration of algae collected at the Cape-Verde Islands by H.N. Moseley, M.A., Naturalist to H.M.S. 'Challenger'. *J. Linn. Soc. (Bot.)* **14**: 344–349.
- 1877. Supplemental notes on algae collected by H.N. Moseley, M.A., of H.M.S. 'Challenger' from various localities. *J. Linn. Soc. (Bot.)* **15**: 486–489.
- Dickinson, C.I. 1952. Marine algae from the Gold Coast: IV. *Kew Bull.* **7**: 41–43.
- & Foote, V.J. 1950. Marine algae from the Gold Coast I. *Kew Bull.* **5**: 267–272.
- Dillwyn, L.W. 1802–9. *British Confervae*. London.
- Dinter, K. 1925. Index, der aus Deutsch-Südwestafrika bis zum Jahre 1917 bekannt gewordenen Pflanzenarten. XVIII. *Reprrium nov. Spec. Regni veg.* **22**: 108–112.
- 1926. Index, der aus Deutsch-Südwestafrika bis zum Jahre 1917 bekannt gewordenen Pflanzenarten. XIX. *Reprrium nov. Spec. Regni veg.* **22**: 375–383.
- Dixon, P.S. 1962. The genus *Ptilothamnion* in Europe and North Africa. *Br. phycol. Bull.* **2**: 154–161.
- & Irvine, L.M. 1977. Introduction, Nemaliales, Gigartinales. In P.S. Dixon & L.M. Irvine, *Seaweeds of the British Isles* **1(1)**. London.
- Dor, I. 1961. Quelques Rhodophycées dorsiventrals et bilaterales des côtes Israéliennes. *Bull. Res. Coun. Israel D*, **10**: 37–53.
- Edelstein, T. 1964. On the sublittoral algae of the Haifa Bay area. *Vie Milieu* **15**: 177–212.
- Elejabetit, Y., Reyes, J. & Afonso-Carrillo, J. 1992. Algas marinas bentónicas de Punta del Hidalgo, Tenerife (Islas Canarias). *Vieraea* **21**: 1–28.
- Evans, S.M., Gill, M.E., Hardy, F.G. & Seku, F.O.K. 1993. Evidence of change in some rocky shore communities on the coast of Ghana. *J. Exp. Mar. Biol. Ecol.* **172**: 129–141.
- Falkenberg, P. 1901. Die Rhodomelaceen des Golfes von Neapel und der angrenzenden Meeresabschnitte. *Fauna flora Golf Neapel* **26**: 1–754.
- Farr, E.R., Leussink, J.A. & Staffeu, F.A. (Eds) 1979. Index nominum genericorum (plantarum). *Regnum Vegetabile* **100, 101, 102**. Utrecht.
- Feldmann, J. 1935. Algues marines des îles du Cap Vert récoltées par M. le Professeur Aug. Chevalier. In A. Chevalier, Les îles du Cap Vert. Géographie, biogéographie, agriculture flore de l'Archipel. *Revue Bot. appl. Agric. trop.* **15**: 1069–1071.
- Note. This is also published as a separate with the original page numbers retained at the top of each page and a new sequence (pp. 1–358) at the bottom of the page.
- 1939. Les Algues marines de la côte des Albères. IV – Rhodophycées. *Revue algol.* **11**: 247–330.
- Note. Includes Bangiales, Nemalionales, Gelidiales and Cryptonemiales.
- 1942. Les Algues marines de la Côte des Albères. IV. Rhodophycées (fin). *Trav. algol.* **1**: 29–113.
- Note. Covers Ceramiales. *Travaux algologiques* **1** replaced volume **13** of the original series of *Revue algologique*.
- 1946. La flore marine des îles Atlantides. *Mém. Soc. Biogéogr.* **8**: 395–435.
- 1951. La flore marine de l'Afrique du Nord. *C. r. somm. Séanc. Soc. Biogéogr.* **28**: 103–108.
- 1981. Clé des *Polysiphonia* des côtes Français. *Crypt.: algol.* **2(1)**: 71–77.
- Feldmann-Mazoyer, G. 1941. *Recherches sur les Ceramiales de la Méditerranée occidentale*. Alger.
- Foslie, M. 1895. The Norwegian forms of *Lithothamnion*. *K. norske Vidensk. Selsk. Skr.* **1894**: 29–208, 23 pl.
- Note. Also issued as an independently paginated reprint (title page, pp. 1–180, pl. 1–23).
- 1900a. New or critical calcareous algae. *K. norske Vidensk. Selsk. Skr.* **1899(5)**: 1–34.
- 1900b. Five new calcareous algae. *K. norske Vidensk. Selsk. Skr.* **1900(3)**: 1–6.
- 1902. New species or forms of Melobesiaceae. *K. norske Vidensk. Selsk. Skr.* **1902(2)**: 1–11.
- 1905. Remarks on northern lithothamnia. *K. norske Vidensk. Selsk. Skr.* **1905(3)**: 1–138.
- 1906. Den botaniske samling. *K. norske Vidensk. Selsk. Mus. Arsberetn.* **1905**: 17–24.
- 1907. Algologiske notiser III. *K. norske Vidensk. Selsk. Skr.* **1906(8)**: 1–34.
- 1909. Algologiske notiser VI. *K. norske Vidensk. Selsk. Skr.* **1909(2)**: 1–63.
- Fox, M. 1957. A first list of marine algae from Nigeria. *J. Linn. Soc. (Bot.)* **55**: 615–631.
- Frémy, P. 1936. Marine algae from the Canary Islands especially from Tenerife and Gran Canaria IV. Cyanophyceae. *K. danske Vidensk. Selsk. Skr.* **12(5)**: 1–43.
- Gain, L. 1914. Algues provenant des campagnes de l'*Hirondelle* II (1911–1912). *Bull. Inst. océanogr., Monaco* **279**: 1–23.
- & Mirande, R. 1912. Note sur les Algues recueillies par M.L. Garreta aux îles Salvages et Canaries. *Bull. Mus. natn. Hist. nat. Paris* **18**: 479–481.
- Gayral, P. 1958. *La nature au Maroc. II Algues de la côte atlantique marocaine*. Rabat.
- 1966. *Les algues des côtes Françaises (Manche et Atlantique). Notions fondamentales sur l'écologie, la biologie et la systématiques des algues marines*. Paris.
- Gerloff, J. 1957. Einige Algen aus der Bucht von Daressalaam. *Willdenowia* **1(5)**: 757–770.
- Gil-Rodríguez, M.C. 1980 [1979]. Revision taxonomica-ecología del genero *Cystoseira* C. Ag. en el archipelago Canario. *Vieraea* **10**: 115–148.
- Acebes Ginoves, J.R. & Perez de Paz, P.L. 1978. Nuevas aportaciones a la flora ficológica de las Islas Salvajes. In Anon., *Contribución al estudio de la*

- historia natural de las Islas Salvajes. Resultados de la Expedición Científica 'Agamenon 76' (23 de febrero - 3 de marzo de 1976): 45-72. Santa Cruz de Tenerife.*
- & Afonso-Carrillo, J. 1980. Adiciones a la flora marina y catalogo ficologico para la isla de Lanzarote. *Vieraea* 10: 59-70.
- 1981 [1980]. *Catálogo de las algas marinas bentónicas (Cyanophyta, Chlorophyta, Phaeophyta y Rhodophyta) para el Archipiélago Canario.* Tenerife.
- Haroun Tabraue, R.J., Afonso-Carrillo, J. & Wildpret de la Torre, W. 1985. Adiciones al catálogo de algas marinas bentónicas para el Archipiélago Canario. II. *Vieraea* 15: 101-112.
- & Wildpret de la Torre, W. 1980. *Contribucion al estudio de la vegetacion ficologica marina del litoral Canario.* Tenerife [Encyclopedia Canaria].
- Gonzalez Henriquez, M.N. 1976. Contribución al estudio del epifitismo en *Zostera marina* L. (Zosteraceae) en la Playa de Las Canteras (Gran Canaria). *Bot. Macaron.* 2: 59-67.
- Gonzalez, N. 1977a. Estudio de la vegetación litoral de la zona de Maspalomas. *Bot. Macaron.* 4: 23-30.
- 1977b. Estudio de la vegetación bentónica litoral del noroeste de la isla de Gran Canaria (Bañaderos, San Felipe, Sardina, Las Nieves). *Bot. Macaron.* 4: 85-104.
- 1979 [1978]. Contribución al estudio algológico de la zona de Arinaga (Gran Canaria). *Bot. Macaron.* 5: 47-60.
- 1980 [1978]. Estudio algológico de la Playa del Burrero (Gran Canaria). *Bot. Macaron.* 6: 43-51.
- Goor, A.C.J. van 1923. Die Holländischen Meeresalgen (Rhodophyceae, Phaeophyceae und Chlorophyceae) insbesondere der Umgebung von Helder, des Wattenmeeres und der Zuidersee. *Verh. K. Akad. Wet. Amst.* Tweede sectie, 23(2): I-IX+[1]+1-232.
- Grunow, A. 1868. Algac. In E. Fenzl(Ed.), *Reise der Oesterreichischen Fregatte Novara um die Erde in den Jahren 1857, 1858, 1859 unter den Befehlen des Commodore B. von Wüllerstorff-Urbair*, Botanischer Theil, 1: 1-104. Wien.
- Hamel, G. & Lemoine, P. 1953 [1952]. Corallinacées de France et d'Afrique du Nord. *Arch. Mus. nat. Hist. nat. Paris* VII, 1: 15-136+[2].
- Hardy, F.G. & Seku, F.O.K. 1993. Some notes on collecting sites and field records for marine algae in Ghana. *The Phycologist* 36: 2-7.
- Hariot, P. 1895. Liste des algues recueillies au Congo par M.H. Lecomte. *J. Bot., Paris* 9: 242-244.
- 1896 [1895]. Contribution à la flore algologique du Gabon et du Congo français. *C. r. Ass. fr. Avanc. Sci.* 24(2): 641-643.
- 1911. Algues de Mauritanie recueillies par M. Chudeau. *Bull. Soc. bot. Fr.* 58 [=scr. 4, 11]: 438-445.
- Haroun, R.J., Prud'homme van Reine, W.F. Müller, D.G., Serrao, E. & Herrera, R. 1993. Deep-water macroalgae from the Canary Islands: new records and biogeographical relationships. *Helgoländer wiss. Meeresunters.* 47: 125-143.
- Haroun Tabraue, R.J., Gil-Rodríguez, M.C., Afonso-Carrillo, J. & Wildpret de la Torre, W. 1984 [1983]. Estudio del fitobentos del Roque de los Organos (Gomera). *Catálogo florístico. Vieraea* 13: 259-276.
- 1985 [1984]. Vegetación bentónica del Roque de los Organos (Gomera). *An. Biol. Univ. Murcia* 2 (Secc. Esp. 2): 107-117.
- Harvey, W.H. 1846-1851. *Phycologia britannica*: [. . .] 2, 3, *Rhodospermeae*, [. . .], 4 *Chlorospermeae* [. . .] [Synopsis nos. 280-388]. London.
- 1849. *Nereis Australis*. 2. London.
- Note. For information on publication date, see *Taxon* 17: 82, 725 (1968).
- Hemslay, W.B. 1885a. II. - Report on the botany of the Bermudas and various other islands of the Atlantic and Southern Oceans. [First part] In C.W. Thompson & J. Murray, *Report on the scientific results of the voyage of H.M.S. Challenger during the years 1873-76 under the command of Captain George S. Nares, R.N., F.R.S. and the late Captain Frank Tourle Thompson, R.N.* [. . .] *Botany* I: 1-135 + [27]. London.
- 1885b. III. - Report on the botany of the Bermudas and various other islands of the Atlantic and Southern Oceans. In C.W. Thompson & J. Murray, *Report on the scientific results of the voyage of H.M.S. Challenger during the years 1873-76 under the command of Captain George S. Nares, R.N., F.R.S. and the late Captain Frank Tourle Thompson, R.N.* [. . .] *Botany* I: 1-299. London.
- Henriques, J.A. 1885 [1884]. Contribuição para o estudo da flora d'algumas possessões portuguesas I. Plantas colhidas por F. Newton na Africa occidental. *Bolm Soc. broteriana* 3: 129-140.
- 1886. Algac. In J.A. Henriques, Contribuições para o estudo da Flora d'África Flora de S. Thomé. *Bolm Soc. broteriana* 4: 217-221.
- 1887. Flora de S. Thomé. In G.B. De Toni & D. Levi, *Contribuciones ad phycologiam extra-italicam. Notarisia* 2: 383.
- De Toni, G.B. & Levi, D. 1886. Contribuição para o estudo da flora d'algumas possessões portuguesas. Plantas colhidas por F. Newton na Africa occidental. (*del Bolm Soc. broteriana* III-IV p. 129 - Coimbra 1885). Algac.
- In G.B. De Toni & D. Levi, *Contribuciones ad phycologiam extra-italicam. Notarisia* I(2): 121-122.
- Heydrich, F. 1897. Corallinaceae, insbesondere Melobesiae. *Ber. dt. bot. Ges.* 15: 34-71, Taf. 3.
- Hoppe, H.A. 1969. Marine algae as raw materials. In T. Levring, H.A. Hoppe & O.J. Schmid, *Marine algae. A survey of research and utilization.* Botanica Marina Handbooks 1: 126-287. Hamburg.
- Hornemann, J.W. 1819. *Anniversaria in memoriam reipublicae sacrae et litterariae cum universae, tum danicae nostrae restauratae celebranda indicit regia Universitatis hauniensis rector cum Senatu academico. De indole plantarum guineensium [observations]*. Hauniaec.
- Huisman, J.M. 1985. The *Scinaia* assemblage (Galaxauraceae, Rhodophyta): a reappraisal. *Phycologia* 24: 403-418.
- 1986. The red algal genus *Scinaia* (Galaxauraceae, Nemalionales) from Australia. *Phycologia* 25: 271-296.
- Irvine, L.M. 1983. *Seaweeds of the British Isles* 1(2A). London.
- & Chamberlain, Y. 1994. *Seaweeds of the British Isles*. 1(2B). London.
- Jardin, E. 1851(?). *Herborisations sur la côte occidentale d'Afrique pendant les années 1845-1846-1847-1848.* Paris.
- 1875. Énumération de nouvelles plantes phanérogames et cryptogames découvertes dans l'ancien et le nouveau continent et recueillies par Edélestan Jardin. *Bull. Soc. linn. Normandie* II, 9: 247-339.
- Johansen H.W. 1981. *Coralline algae, a first synthesis.* Florida.
- John, D.M. 1972. The littoral ecology of rocky parts of the north-western shore of the Guinea Coast. *Bot. mar.* 15: 199-204.
- 1977 [1976]. The marine algae of Ivory Coast and Cape Palmas in Liberia (Gulf of Guinea). *Revue algol. new ser.*, 11: 303-324.
- 1986. Littoral and sub-littoral marine vegetation. In G.W. Lawson (Ed.), *Plant ecology in West Africa: systems and processes*: 215-246. New York.
- & Lawson, G.W. 1972a [1971]. Additions to the marine algal flora of Ghana I. *Nova Hedwigia* 21: 817-841.
- 1972b. The establishment of amarine algal flora in Togo and Dahomey (Gulf of Guinea). *Botanica mar.* 15: 64-73.
- 1974. Observations on the marine algal ecology of Gabon. *Botanica mar.* 17: 249-254.
- 1977a. The marine algal flora of the Sierra Leone Peninsula. *Botanica mar.* 20: 127-135.
- 1977b. The distribution and phytogeographical status of the marine algal flora of Gambia. *Feddes Reprint* 88: 287-300.
- Additions to the marine algal flora of Ghana II. [Unpublished manuscript]
- 1991. Littoral ecosystems of tropical Western Africa. In A.C. Mathieson & P.H. Nienhuis (Eds), *Intertidal and littoral Ecosystems*. [Ecosystems of the World 24: 297-322]. Amsterdam.
- Lawson, G.W. & Price, J.H. 1981. Preliminary results from a recent survey of the marine algal flora of Angola (Southwestern Africa). *Proc. int. Seaweed Symp.* 8: 367-371.
- Prud'homme van Reine, W.F. & Woelkerling, W.J. 1994. Seaweeds of the western coast of tropical Africa and adjacent islands: a critical assessment. IV. Rhodophyta (Florideae) 4. Genera L-O. *Bull. nat. Hist. Mus. Lond.* (Bot.) 24: 49-90.
- Lieberman, D. & Lieberman, M. 1977. A quantitative study of the structure and dynamics of benthic subtidal algal vegetation in Ghana (Tropical West Africa). *J. Ecol.* 65: 497-521.
- & Swaine, M.D. 1980. Strategies of data collection and analysis of subtidal vegetation In J.H. Price, D.E.G. Irvine & W.F. Farnham (Eds), *The shore environment*. 1: 265-284. [Systematics Association Special Volume 17(a)]. London.
- & Pople, W. 1973. The fish grazing of rocky shore algae in the Gulf of Guinea. *J. exp. mar. Biol. Ecol.* 11: 81-90.
- Price, J.H., Maggs, C. & Lawson, G.W. 1979. Seaweeds of the western coast of tropical Africa and adjacent islands: a critical assessment. III. Rhodophyta (Bangiophyceae). *Bull. Br. Mus. nat. Hist.* (Bot.) 7: 69-82.
- Johnston, C.S. 1966. Marine biological survey. Ecological reports. In C.S. Johnston (Ed.), *Canary Island Biological Expedition 1965 A scientific expedition to the Canary Island of Lanzarote organised by the Heriot Sub-aqua Club, Edinburgh*. I: 43-54, 55-119. Edinburgh.
- 1969. The ecological distribution and primary productivity of marine benthic algae of Lanzarote in the eastern Canaries. *FAO Fish. Rep.* 68: 37-38 [Abstract].
- Johnstone, W.G. & Croall, A. 1859. *The nature-printed British Seaweeds* [. . .] 1. *Rhodospermeae*. Fam. I-IX. London.
- Jorge, D., Gonzales, M.N. & Delgado, E. 1986 [1984]. Macrofitobentos del litoral del Puerto de Las Nieves (Gran Canaria). *Bot. macaron.* 12-13: 111-122.
- Kajimura, M. 1987. Two new species of *Predaea* (Nemastomataceae, Rhodophyta) from the Sea of Japan. *Phycologia* 26: 419-428.

- Kapraun, D.F.** 1977. The genus *Polysiphonia* in N. Carolina, U.S.A. *Bot. mar.* 20(5): 313–331.
- 1979. The genus *Polysiphonia* (Rhodophyta, Ceramiales) in the vicinity of Port Aransas, Texas. *Contr. mar. Sci.* 22: 105–120.
- 1980. *An illustrated guide to the benthic marine algae of coastal North Carolina I. Rhodophyta*. Chapel Hill.
- **Lemus, A.J. & Bula-Meyer, G.** 1983. Genus *Polysiphonia* (Rhodophyta, Ceramiales) in the tropical Western Atlantic. *Bull. mar. Sci.* 33: 881–898.
- **& Norris, J.N.** 1982. The red alga *Polysiphonia* Greville (Rhodomelaceae) from Carrie Bow Cay and vicinity, Belize. In K. Rützler & I.G. Macintyre (Eds), *The Atlantic Barrier Reef Ecosystem at Carrie Bow Cay, Belize. I. Structure and communities*. *Smiths. Contr. mar. Sci.* 12: 225–238.
- **& Rueness, J.** 1988. The genus *Polysiphonia* (Ceramiales, Rhodomelaceae) in Scandinavia. *Giorn. Bot. Ital.* 117: 1–30.
- Karsakoff, N.** 1898. Sur deux floridées nouvelles pour la flore des Canaries. *Ann. Sci. Nat.* VIII, 4: 281–291.
- Kensley, B. & Penrith, M.-L.** 1980. The constitution of the fauna of rocky intertidal shores of South West Africa. Part III. The north coast from False Cape Frio to the Kunene River. *Cimbebasia A*, 5: 201–214.
- Kraft, G.T. & John, D.M.** 1976. The morphology and ecology of *Nemastoma* and *Predaea* species (Nemastomataceae) from Ghana. *Br. phycol. J.* 11: 331–344.
- Kristiansen, A., Nielsen, R. & Pedersen, P.M.** 1993. An annotated list of marine algae collected on Lanzarote, Canary Islands, January 1986. *Cour. ForschInst. Senckenberg* 159: 49–52.
- Kützting, F.T.** 1843. *Phycologia generalis oder Anatomie, Physiologie und Systemkunde des Tange*. Lipsiae.
- 1847. Diagnosen und Bemerkungen zu neuen oder untischen Algen. *Bot. Zeitung* 5: 33–37.
- 1849. *Species algarum*. Lipsiae.
- 1862. *Tabulae phycologicae oder Abbildung der Tange*. 12. Nordhausen.
- 1863. *Tabulae Phycologicae oder Abbildungen der Tange*. 13. Nordhausen.
- 1864. *Tabulae Phycologicae oder Abbildungen der Tange*. 14. Nordhausen.
- 1866. *Tabulae phycologicae oder Abbildung der Tange*. 16: pp. [1]+35, pls 1–100.
- Kylin, H.** 1932. Die Floridaordnung Gigartinales. *Lunds Univ. Årsskr.* N.F. Ård. 2, 28(8): 1–88.
- 1938. Verzeichnis ciniger Rhodophyceen von Südafrika. *Lunds Univ. Årsskr.* N.F. Ård. 2, 34(8): 1–25.
- 1956. *Die Gattungen der Rhodophyceen*. Lund.
- Lauret, M.** 1967. Morphologie, phénologie, répartition des *Polysiphonia* marins du littoral Languedocien I. – Section *Oligosiphonia*. *Naturalia monspel.* 18: 347–388.
- 1970. Morphologie, phénologie, répartition des *Polysiphonia* marins du littoral Languedocien II. – Section *Polysiphonia*. *Naturalia monspel.* 21: 121–163.
- Lawson, G.W.** 1955. Rocky shore zonation in the British Cameroons. *Jl W. Afr. Sci. Ass.* 1(2): 78–88.
- 1956. Rocky shore zonation on the Gold Coast. *J. Ecol.* 44: 153–170.
- 1960. A preliminary check-list of Ghanaian fresh- and brackish-water algae. *Jl W. Afr. Sci. Ass.* 6: 122–136.
- 1966. The littoral ecology of West Africa. *Oceanogr. mar. Biol. ann. Rev.* 4: 405–448.
- 1980. Benthic marine algae from the intertidal and shallow subtidal of Fernando Poo (Bioko) collected during a field trip in December 1980. [Unpublished list (*in litt.*)]
- **& John, D.M.** 1977. The marine flora of the Cap Blanc peninsula: its distribution and affinities. *Bot. J. Linn. Soc.* 75: 99–118.
- 1982. The marine algae and coastal environment of Tropical West Africa. *Beih. nov. Hedwigia* 70: 1–455.
- 1987. The marine algae and coastal environment of Tropical West Africa (second edition). *Beih. nov. Hedwigia* 93: 1–415.
- **& Price, J.H.** 1975. The marine algal flora of Angola: its distribution and affinities. *Bot. J. Linn. Soc.* 70: 307–324.
- 1993. The marine algal flora of St. Helena: its distribution and biogeographical affinities. *Cour. ForschInst. Senckenberg* 159: 103–107.
- **& Price, J.H.** 1969. Seaweeds of the western coast of tropical Africa and adjacent islands: a critical assessment. I. Chlorophyta and Xanthophyta. *Bot. J. Linn. Soc.* 62: 279–346.
- **& John, D.M.** 1990. Marine algae. In P. Pierce-Kelly & Q.C.B. Cronk (Eds), *St. Helena natural treasury*: 23–25. London.
- **Simons, R.H. & Isaac, W.E.** 1990. The marine algal flora of Namibia: its distribution and affinities. *Bull. Br. Mus. nat. Hist. (Bot.)* 20(2): 153–168.
- Lemoine, P.** 1911. Structure anatomique des Mélobésiées. Application à la classification. *Ann. Inst. océangr. Monaco* 2(2): 1–213+[12].
- 1915. Calcareous algae. *Rep. Dan. oceanogr. Exped. Mediterr.* Biology K. 1, 2: 1–30.
- 1924. Corallinacées du Maroc [I]. *Bull. Soc. Sci. nat. Maroc* 4: 113–134.
- 1926. Corallinacées du Maroc (II). *Bull. Soc. Sci. nat. Maroc* 6: 106–108.
- 1928. Un nouveau genre de Mélobésiées: *Mesophyllum*. *Bull. Soc. bot. Fr.* 75: 251–254.
- 1929a [1928]. Les algues calcaires (Mélobésiées) des Canaries – leurs affinités In Anon., *Compte Rendu de la 52e Session, Association Française pour l'Avancement des Sciences* [. . .] *La Rochelle 1928*: 658–662. *France*. Note. The date of publication must be 1929. Footnote (1), p. 659, cites full reference data to Lemoine's own 1929 paper on Melobesiées in Børgesen's 'Marine algal from the Canary Islands [. . .]'. Also issued as an independently paginated reprint.
- 1929b. Les algues calcaires (Mélobésiées) des Lemoine M. (Mme P.). [Subfam. 1. Melobesiaceae]. In F. Børgesen, *Marine algal from the Canary Islands especially from Teneriffe and Gran Canaria III. Rhodophyceae Part II Cryptonemiales, Gigartinales and Rhodymeniales*. *K. danske Vidensk. Selsk., Biol. Medd.* 8: 19–68.
- 1935. Corallinaceae. In A. Chevalier, *Les îles du Cap Vert. Géographie, biogéographie, agriculture flore de l'Archipel*. *Revue Bot. appl. Agric. trop.* 15: 1071.
- 1939. Stations nouvelles d'espèces rares de Mélobésiées en Méditerranée. *Revue algol.* 11: 341–346.
- 1964. Contribution à l'étude des Mélobésiées de l'Archipel du Cap Vert. *Proc. int. Seaweed Symp.* 4: 234–239.
- 1965. Algues calcaires (Mélobésiées) recueillies par le Professeur P. Drach (croisière de la *Calypso* en mer Rouge, 1952). *Bull. Inst. océangr. Monaco* 64(1331): 1–20.
- 1966. Algues calcaires recueillies dans la Mer Rouge, en particulier dans le Golfe d'Eilat. *Bull. Sea Fish. Res. Sin Israel* 42: 1–27, 1 pl.
- Levrign, T.** 1974. The marine algal of the archipelago of Madeira. *Bolm Mus. munic. Funchal* 28(125): 1–111.
- Lieberman, M., John, D.M. & Lieberman, D.** 1979. Ecology of subtidal algae on seasonally devastated cobble substrates off Ghana. *Ecology* 60: 1151–1161.
- 1984. Factors influencing algal species assemblages on reef and cobble substrata off Ghana. *J. exp. mar. Biol. Ecol.* 75: 129–143.
- López Hernández, M. & Gil-Rodríguez, M.C.** 1982 [1981]. Estudio de la vegetación ficológica del litoral comprendido entre Cabezo del Socorro y Montaña de la Mar, Güímar, Tenerife. *Vieraea* 11: 141–170.
- McMaster, R.L. & Conover, J.T.** 1966. Recent algal stromatolites from the Canary Islands. *J. Geol.* 74: 647.
- Maggs, C.A. & Hommersand, M.H.** 1993. *Seaweeds of the British Isles*. 1(3A). London.
- Marcot, J. & Boudouresque, C.F.** 1976. Recherches sur le genre *Peyssonnelia* (Rhodophyta): VIII – Etude du type de *Peyssonnelia harveyana* J. Agardh. *Bull. Hist. nat. Marseille* 36: 5–9.
- Marcot-Coqueugniot, J.** 1991. A preliminary list of marine algae from the Banc d'Arguin (Mauritania). *Bot. mar.* 34: 195–199.
- Masuda, M. & Guiry, M.D.** 1994. The reproductive morphology of *Platoma cyclopodum* (Nemastomataceae, Gigartinales) from Gran Canaria, Canary Islands. *Crypt. algol.* 15: 191–212.
- 1995. Reproductive morphology of *Itono marginifera* (J. Ag.) gen. et comb. nov. (Nemastomataceae, Rhodophyta). *Eur. J. Phycol.* 30: 57–67.
- May, W.** 1912 [1910–11]. Gomera die Waldinsel der Kanaren Reisetagebuch eines Zoologen. *Verh. naturw. Ver. Karlsruhe* 24: 51–272.
- Note. The calcareous algae in this work are acknowledged as being determined by Heydrich; the rest are identifications by Reinbold.
- Mazza, A.** 1905–1922. Saggio di algologia oceanica. *Nuova Notarisia* 16: 85–101, 129–141 [1905]; 17: 1–13, 41–56, 81–101, 129–150 [1906]; 18: 1–36, 65–98, 126–152, 177–195 [1907]; 19: 1–24, 49–66, 109–129, 153–170 [1908]; 20: 6–18, 65–86, 113–135, [1909]; 21: 1–27, 65–99, 125–152, 169–199 [1910]; 22: 7–25 [1911]; 22: 53–80, 1912; 23: 1–24, 57–78, 109–122 [1912]; 24: 57–85 [1913]; 157–174 [1914]; 27: 1–53, 104–155, 169–215 [1916]; 28: 176–239 [1917]. Aggiunte al saggio di algologia oceanica (Florideae). *Nuova Notarisia* 30: 1–62 [1919]; 31: 93–160 [1920]; 32: 1–48 [1921]; 33: 97–125 [1922].
- Mellis, J.C.** 1875. *St. Helena; a physical, historical, and topographical description of the island, including its geology, fauna, flora, and meteorology*. London.
- Note. Mellis repeats with additional habitat data, the list given by Dickie (142), who determined the algae.
- Meñez, E.G. & Mathieson, A.C.** 1981. The marine algae of Tunisia. *Smithson. Contrib. mar. Sci.* 10: i–viii+1–59.
- Michanek, G.** 1971. A preliminary appraisal of world seaweed resources. *FAO Fisheries Circular* 128.
- 1975. Seaweed resources of the oceans. *FAO Fisheries Technical Paper* 138.
- Mildbraed, J.** 1922. *Wissenschaftliche Ergebnisse der Zweiten Deutschen*

- Zentral-Afrika-Expedition 1910–1911 unter Führung Adolf Friedrichs, Herzoogs zu Mecklenburg. 11: Botanik. Leipzig.
- Montagne, J.F.C. 1839–1841 [1835–50]. Plantes cellulaires. In P. Barker-Webb & S. Berthelot, *Histoire naturelle des Iles Canaries* [. . .] 3(2): *Phytographia Canariensis*, Sectio ultima. Paris.
- Note. For detailed consideration of the bibliography of this work see W. T. Stearn in *J. Soc. Biblioph. nat. Hist.* 1: 49–63 (1937). The date of publication is probably 1841; the introduction by Montagne is dated 1 January 1841.
- 1842. Troisième centurie de plantes cellulaires exotiques nouvelles. *Ann. Sci. nat. Bot.* II, 18: 241–282.
- 1846. Cryptogamae cellulares. Classe I. Phyceae (I) Fries. In C. Gaudichaud, *Voyage autour du Monde exécuté pendant les années 1836 et 1837 sur la corvette La Benite commandée par M. Vaillant Capitaine de Vaisseau Publié par ordre du Roi sous les auspices du département de la Marine* [. . .] Botanique [. . .] Tome Premier (*Cryptogamae cellulaires et vasculaires (Lycopodiniées)*): 1–112. Paris.
- 1853. Phyceae. In P.B. Webb, *Otia Hispania seu detectus plantarum ramosum aut nondum rite notarum per Hispanias sponte nascentium*: 12–17. 2nd ed. Paris.
- 1856. *Sylloge generum specierumque cryptogamarum quas in variis operibus descriptas iconibusque illustratas* [. . .]. Paris.
- 1860. Florula Gorgonea seu enumeratio plantarum cellularium quas in promontorio Viridi (*Cap Vert*) insulique adjacentibus a diversis botanicis et imprimis Cl. Bolle., *Annls Sci. nat.* (Bot.) IV, 14: 210–225.
- Morales Ayala, S. & Viera Rodríguez, M.A. 1990. Adiciones al catálogo de las algas marinas bentónicas para el Archipiélago Canario. *Vieraea* 18: 189–192.
- Murray, G. 1888–1889. Catalogue of the marine algae of the West Indian region. *J. Bot. Lond.* 26: 193–196, 237–243, 303–307, 331–338, 358–363 [1888]; 27: 237–242, 257–262, 298–305 [1889].
- Note. Re-paged reprints exist of the continuous text, pp. 1–46 [1888, pp. 1–28; 1889, pp. 28–46].
- Otero-Schmitt, J. 1993. Some local patterns of zonation of benthic marine flora and fauna in Sal, Santiago, S. Vicente and Brava (Cape Verde Islands). *Cour. ForschInst. Senckenberg* 159: 49–52.
- 1994. Contribution to the knowledge of the Cape Verdean flora. *Nova Hedwigia* 59: 525–536.
- & Sanjuan, A. 1992. Epibiotic seaweeds of the Cape Verde Islands. *Bot. mar.* 35: 379–390.
- Palminha, F. 1960. Sobre a prospecção algológica com fins industriais efectuada no archipiélago de Cabo Verde Companhia Oceanográfica do N.O. 'Baldaque da Silva' no ano de 1958. *Notas mimeogr. Centro Biol. Piscat., Lisboa* 11: [1]+1–7.
- 1961. A existência de algas agarófitas em Angola. *Notas mimeogr. Centro. Biol. Piscat., Lisboa* 16.
- 1968. Observações sobre *Peyssonnelia capensis* Mont. (Rhodophyta) da costa de Angola. *Notes Centro Biol. aquat. trop., Lisboa* 11: [2]+1–6.
- 1969. Observations sur *Peyssonnelia capensis* Mont. dans la côte de l'Angola. *Proc. Intl. Seaweed Symp.* 6: 297–301.
- Papenfuss, G.F. 1940. A revision of South African algae in Herb. Thunberg. *Symb. Bot. Upsal.* 4(3): 1–18.
- 1952. Notes on South African marine algae. III. *J. S. Afr. Bot.* 17: 167–188.
- 1968. Notes on South African marine algae. V. *J. S. Afr. Bot.* 34: 267–287.
- Penrose, D. & Chamberlain, Y.M. 1993. *Hydrolithon farinosum* (Lamouroux) comb. nov.: implications for generic concepts in the Mastophoroideae (Corallinaceae, Rhodophyta). *Phycologia* 32: 295–303.
- & Woelkerling, W.J. 1991. *Pneophyllum fragile* in southern Australia: implications for generic concepts in the Mastophoroideae (Corallinaceae, Rhodophyta). *Phycologia* 30: 495–506.
- 1992. A reappraisal of *Hydrolithon* and its relationship to *Spongites* (Corallinaceae, Rhodophyta). *Phycologia* 31: 81–88.
- Piccone, A. 1884. *Crociera del Corsaro alle Isole Madera e Canarie del Capitano Enrico d'Albertis. Alge*. Genova.
- 1886. Pugillo di alghe Canariensi. *Nuovo. G. bot. Ital.* 18: 119–121.
- 1889. Alghe della crociera del 'Corsaro' alle Azzorre. *Nuovo G. bot. Ital.* 21: 171–214.
- Pilger, R. 1908. Kleinere Beiträge zur Kenntnis der Meeresalgen I. *Hedwigia* 48: 178–183.
- 1911 [1911–12]. Die Meeresalgen von Kamerun. Nach der Sammlung von C. Ledermann. In A. Engler, Beiträge zur Flora von Afrika. XXXIX. *Bot. Jb.* 46: 294–313, 316–323.
- 1920 [1920–21]. Algae Mildbraediana Annobonenses. In A. Engler, Beiträge zur Flora von Afrika. XLVIII. *Bot. Jb.* 57: 1–14.
- 1922. Algae. In J. Mildbraed, *Wissenschaftliche Ergebnisse der Zweiten Deutschen Zentral-Afrika- Expedition 1910–1911* [. . .] 11: Botanik: 157–158. Leipzig.
- Pinedo, S., Sansón, M. & Afonso-Carrillo, J. 1992. Algas marinas bentónicas de Puerto de la Cruz (antes Puerto Orotava), Tenerife (Islas Canarias). *Vieraea* 21: 29–60.
- Price, J.H. & John, D.M. 1978. Subtidal ecology in Antigua and Ascension: a comparison. *Progr. underwat. Sci. [Rep. underwater Ass.] new ser.* 3: 111–133.
- 1980. Ascension Island, South Atlantic: a survey of inshore benthic macroorganisms, communities and interactions. *Aquatic Bot.* 9: 251–278.
- & Lawson, G.W. 1978. Seaweeds of the western coast of tropical Africa and adjacent islands: a critical assessment II. Phacophyta. *Bull. Br. Mus. nat. Hist.* (Bot.) 6: 87–182.
- 1986. Seaweeds of the western coast of tropical Africa and adjacent islands: a critical assessment IV. Rhodophyta (Florideae) 1. Genera A-F. *Bull. Br. Mus. nat. Hist.* (Bot.) 15: 1–122.
- 1988. Seaweeds of the western coast of tropical Africa and adjacent islands: a critical assessment. IV. Rhodophyta (Florideae) 2. Genera G. *Bull. Br. Mus. nat. Hist.* (Bot.) 18: 195–273.
- 1992. Seaweeds of the western coast of tropical Africa and adjacent islands: a critical assessment. IV. Rhodophyta (Florideae) 3. Genera H-K. *Bull. Br. Mus. nat. Hist.* (Bot.) 22: 123–146.
- Primo, C. 1953. A contribution to the study of the seaweeds of Spanish West Africa. *Proc. Ist. Int. Seaweed Symp.* 1: 23–24.
- Printz, H. (ed.) 1929. M. Foslie. 'Contributions to a monograph of the Lithothamnina . . . after the author's death collected and edited by Henrik Printz'. *K. norske Vidensk. Selsk. Museet Trondheim*.
- Prud'homme van Reine, W.F. Heincke Expedition, 1991: pers. comm., W.F. Prud'homme van Reine, R.J. Haroun & E. Serrao.
- (in litt.), extractions of report on red algal distribution patterns to JHP, 10 April 1987.
- Note. The basis of the distribution data presented in this communication was published in Prud'homme van Reine & van den Hoek (1988, 1990: 625, 653), but in a form that made the extraction of individual records for named taxa virtually impossible.
- & Hoek, C. van den 1988. Biogeography of Capeverdean seaweeds. *Cour. ForschInst. Senckenberg* 105: 35–49.
- 1990. Biogeography of Macaronesian seaweeds. *Cour. ForschInst. Senckenberg* 129: 55–73.
- & Lobin, W. 1986. Katalog der von den Kapverdischen Inseln beschriebenen Taxa von Algen (Algae: Chlorophyceae, Phacophyceae & Rhodophyceae). *Cour. ForschInst. Senckenberg* 81: 85–88.
- Haroun, R.J. & Audifred, P.A. 1994. A reinvestigation of Macaronesian seaweeds as studied by A. Piccone. With remarks on those studied by A. Grunow. *Nova Hedwigia* 58: 67–121.
- Gil-Rodríguez, M.C., Haroun Tabraue, R.J., Afonso-Carrillo, J. & Wildpret de la Torre, W. 1984 [1983]. *Polyphysa parvula* (Solms-Laubach) Schnetter & Bula Meyer (Dasycladaceae, Chlorophyta) en la Region Macaronesica. *Vieraea* 13: 219–224.
- Reinbold, T. 1908. Die Meeresalgen der Deutschen Südpolar-Expedition 1901–1903. In E. Von Drygalski, *Deutsche Südpolar-Expedition 1901–1903 im Auftrage des Reichministeriums des Innern, VIII. Band Botanik* (2) + 179–202. Berlin.
- Ribero Siguán, M.A., Gómez Garreta, A. & Seoane-Camba, J.A. 1985 [1984]. Estudio biogeográfico de la flora algológica bentónica marina de Las Islas Baleares. *An. Biol. Univ. Murcia* 2 (Secc. Esp. 2): 147–159.
- Richardson, W.D. 1969. Some observations on the ecology of Trinidad marine algae. *Proc. int. Seaweed Symp.* 6: 357–363.
- Rojas-González, B., Afonso-Carrillo, J. & Ibeas, C. 1994. New records of Rhodomelaceae (Rhodophyta) from the Canary Islands. *Bot. mar.* 37: 133–138.
- Rosanoff, S. 1866. Recherches anatomiques sur les Mélobésiées. *Mém. Soc. Imp. Sci. Nat. Cherbourg* 12: 5–112, 1–7 pls.
- Roth, A.G. 1977. *Catalecta botanica quibus plantae novae et minus cognitae describuntur atque illustrantur*. 2(1). Leipzig.
- Round, F.E. 1981. *The ecology of algae*. Cambridge.
- Sansón, M. 1994. Notes on Ceramiaceae (Rhodophyta) from the Canary Islands: new records and observations on morphology and geographical distribution. *Bot. mar.* 37(4): 347–356.
- & Reyes, J. 1995. Morphological and geographical observations on four species of *Ceramiaceae* (Rhodophyta) new to the Canary Islands. *Bot. mar.* 38(1): 89–95.
- & Afonso-Carrillo, J. 1991. Contribution to the seaweed flora of the Canary Islands: new records of Floridiophyceae. *Bot. mar.* 34(6): 527–536.
- Santos Guerra, A. 1972. Contribución al estudio de la flora marina de la isla de La Gomera. *Vieraea* 2: 86–102.
- Acuña González, A. & Wildpret de la Torre, W. 1970. Contribución al estudio de la flora marina de la isla de La Palma. *Cuad. Bot. Canar.* 9: 20–29.
- Sanusi, S.S. 1980. *A study on grazing as a factor influencing the distribution of benthic littoral algae*. M.Sc. Thesis, University of Ghana, Legon.

- Sauvageau, C. 1897. Note préliminaire sur les algues marines du Golf de Gascogne. *J. Bot., Paris* 11: 202–214.
- 1912. A propos des *Cystoseira* de Banyuls et Guéthary. *Bull. Sm. biol. Arcachon* 14: 133–556.
- Note. There also exists a separate, repaged 1–424.
- Schiffner, V. 1931. Neue und bemerkenswerte Meeresalgen. *Hedwigia* 71(1/2): 139–160; 71(3/4): 161–205.
- Schmidt, O.C. 1929a. Beiträge zur Kenntnis der Meeresalgen der Azoren I. *Hedwigia* 69: 95–113.
- 1929b. Beiträge zur Kenntnis der Meeresalgen der Azoren II. *Hedwigia* 69: 165–172.
- 1931. Die marine Vegetation der Azoren in ihren Grundzügen dargestellt. *Bibliotheca Bot.* 102: 1–116.
- & Gerloff, J. 1957. Die marine Vegetation Afrikas in ihren Grundzügen dargestellt. *Willdenowia* 1: 709–756.
- Schmitz, F. & Hauptfleisch, P. 1897. Nemastomataceae. In A. Engler & K. Prantl, *Die natürlichen Pflanzenfamilien*. . .] 1(2): 521–527. Leipzig.
- Schneider, C.W. & Searles, R.B. 1991. *Seaweeds of the southeastern United States, Cape Hatteras to Cape Canaveral*. Durham.
- Schnell, R. 1950. Esquisse de la végétation côtière de la Basse Guinée Française. In Anon., *Conférence Internationale des Africanistes occidentaux 2A. Conférence Bissau, 1947. 2 Travaux présentés à 2A. Seção (Meio Biológico)*, (1A Parte): 201–214. Lisbon.
- Seagriff, S.C. 1984. A catalogue of South African green, brown and red marine algae. *Mem. bot. Soc. S. Africa* 47: i–iv+1–72.
- Seoane-Camba, J. 1960. Nota sobre algunas especies de algas de la costa occidental africana (sur de Cabo Blanco). *Investigación pesq.* 16: 91–103.
- 1965. Estudios sobre las algas bentónicas en la costa sur de la Península Iberica (litoral de Cadiz). *Investigación pesq.* 29: 3–216.
- Simons, R.H. 1964. Species of *Plocamium* on the South African coast. *Bothalia* 8: 183–193.
- 1974. Algae (including diatoms and seaweeds) In J.H. Day, N.A.H. Millard, & M.-L. Penrith, *A guide to marine life on South African shores*: 239–261. 2nd ed. Cape Town.
- 1976. Seaweeds of southern Africa: guidelines for their study and identification. *Contr. Oceanogr. Fish. biol. Bull.* 7: 1–113.
- & Hewitt, F.E. 1977 [1976]. Marine algae from southern Africa 2. Morphology and taxonomy of five foliaceous Floridiophyceae (Rhodophyta). *Sea Fish. Bch. Investigat. Rep.* 110: [4]+1–46.
- Sonder, O.W. 1852. Algae. In J.A. Schmidt, *Beiträge zur Flora der Cap Verdischen Inseln. Mit Berücksichtigung aller bis jetzt daselbst bekannten wildwachsenden und kultivierten Pflanzen Nach eigenen Untersuchungen und mit Benutzung der gewonnenen Resultate anderer Reisenden*: 125–127. Heidelberg.
- Sourie, R. 1954a. Contribution à l'étude écologique des côtes rocheuses du Sénégal. *Mém. Inst. fr. Afr. noire* 38: 1–342+[1].
- Note. From the note on p. 117, it is clear that the algae were worked on mainly by J. Feldmann, but that Sourie took account of some of the views of Dangeard as expressed in the latter's memoir on the Cap Vert (Dakar) peninsula algae (122). Since the exact contribution of the various people involved is in doubt, we have left the reference in the name of Sourie, who exercised overall authorship.
- 1954b. Principaux types de zonations verticales des algues sur le littoral rocheux de la presqu'île du Cap Vert (Zone intercotidale). *Rapp. Commun. int. bot. Congr.* 8(17): 151–153.
- 1954c. Étude écologique sommaire des fond sableux en Baie de Dakar. *Annls Éc. sup. Sci., Dakar* 1: 141–155.
- Note. Sourie stated (p. 141) that many of the specific determinations of algae were by J. Feldmann.
- Steenft, M. 1967. A revision of the marine alga São Tomé and Príncipe (Gulf of Guinea). *J. Linn. Soc. (Bot.)* 60: 99–146.
- Stegenga, H., Bolton, J.J. & Anderson, R.J. [In press]. *Flora of the seaweeds of the South African West Coast*.
- Stephenson, T.A. & Stephenson, A. 1972. *Life between tidemarks on rocky shores*. San Francisco.
- Stewart, J.G., 1968. Morphological variation in *Pterocladia pyramidale*. *J. Phycol.* 4(2): 76–84.
- Taylor, W.R. 1960. *Marine algae of the eastern tropical and subtropical coasts of the Americas*. Ann Arbor.
- Tittley, I., Irvine, L.M. & Kartawick, T. 1984. *Catalogue of type specimens and geographical index to the collections of Rhodophyta (Red Algae) at the British Museum (Natural History)*. Part 1 *Corallinales*. London.
- Varo, J., Ramirez, J. & Renteria, J. 1979. Estudio de la vegetación bentónica del litoral granadino. *Acta Bot. Malacitana* 5: 79–98.
- Verlaque, M. 1989. Contribution à la flore des algues marines Méditerranée: espèces rares ou nouvelles pour les côtes Françaises. *Bot. mar.* 32: 101–113.
- Vickers, A. 1897(?) [1896?]. Contribution à la flore algologiques des Canaries. *Annls. Sci. nat. (Bot.)* VIII, 4: 293–306.
- Note. There is confusion regarding the date of issue of this work. It is possible that pre-prints were issued in 1896 and this is the date usually cited (see Lawson & Price, 1969: 345–346).
- Viera-Rodríguez, M.A. 1985. *Estudio de la vegetación bentónica de la isla de La Graciosa, Canarias*. Thesis, Universidad de La Laguna, Tenerife, Islas Canarias.
- Audiffred, P.A.J., Gil-Rodríguez, M.C., Prud'homme van Reine, W.F. & Afonso Carillo, J. 1987. Adiciones al catálogo de algas marinas bentónicas para el Archipiélago Canario III. *Vieraea* 17: 227–235.
- Gil-Rodríguez, M.C., Audiffred, P.A.J., Prud'homme van Reine, W.F., Haroun-Tabraue, R. & Wildpret de la Torre, W. 1987. Contribución al estudio de la flórua bentónica del islote de Montana Clava, Canarias. *Vieraea* 17: 271–279.
- Weisscher, F.C.M. 1982. Marine algae from Ilhéu de Fora (Salvage Islands). *Bol. Mus. munic. Funchal* 34: 23–34.
- 1983. Marine algae from Selvagem Pequena (Salvage Islands). *Bol. Mus. munic. Funchal* 35: 41–80.
- Wilks, K.M. & Woelkerling, W.J. 1991. Southern Australian species of *Melobesia* (Corallinaceae, Rhodophyta). *Phycologia* 30: 507–533.
- 1994. An account of southern Australian species of *Phymatolithon* (Corallinaceae, Rhodophyta) with comments on *Leptophytum*. *Aust. Systematic Bot.* 7: 183–223.
- Woelkerling, W.J. 1983. A taxonomic reassessment of *Lithothamnium* (Corallinaceae, Rhodophyta) based on studies of R.A. Philippi's original collections. *Br. phycol. J.* 18: 165–197.
- 1988. *The coralline red algae: an analysis of the genera and subfamilies of nongeniculate Corallinaceae*. London.
- 1993. Type collections of Corallinales (Rhodophyta) in the Foscic Herbarium (TRH). *Gunneria* 67: 1–289.
- & Campbell, S.J. 1992. An account of southern Australian species of *Lithophyllum* (Corallinaceae, Rhodophyta). *Bull. Br. nat. Hist. Mus. (Bot.)* 22: 1–107.
- & Irvine, L.M. 1986. The typification and status of *Phymatolithon* (Corallinaceae, Rhodophyta). *Br. phycol. J.* 21: 55–80.
- & Verheij, E. 1995. Type collections of nongeniculate Corallinales (Rhodophyta) in the Rijksherbarium, Rijksuniversiteit Te Leiden (L), The Netherlands. *Blumea* 40(1): 33–90.
- Wollaston, E.M. 1984. Species of Ceramiaceae (Rhodophyta) recorded from the International Indian Ocean Expedition, 1962. *Phycologia* 23: 281–299.
- Womersley, H.B.S. 1979. Southern Australian species of *Polysiphonia* Greville (Rhodophyta). *Austr. J. Bot.* 27: 459–528.
- 1994. *The marine benthic flora of Southern Australia*. Rhodophyta Part IIA. Canberra.
- & Bailey, A. 1970. Marine algae of the Solomon Islands. *Phil. Trans. Roy. Soc. Lond. B. Biol. Sci.* 259 (830): 257–352.
- & Sinkora, D. 1981. *Sonderophycus* and the type specimen of *Peyssonnelia australis* (Cryptonemiales, Rhodophyta). *Trans. Roy. Soc. S. Austr.* 105(1,2): 85–87.
- Wynne, M.J. 1985. Two new species of *Tayloriella* (Rhodomelaceae, Rhodophyta) from the northeastern North Pacific. *J. Phycol.* 21: 107–114.
- 1986. Report on a collection of benthic marine algae from the Namibian coast (southwestern Africa). *Nova Hedwigia* 43: 311–355.
- Yendo, K. 1915. Notes on algae new to Japan. Part 3. *Nyt. Magazine fur Naturvidensk.* 53.
- Yonshigue, Y. 1985 [1984?]. Flore marine de la région de Cabo Frio (Brésil) 4. Sur une espèce nouvelle du genre *Peyssonnelia* (Cryptonemiales: Rhodophyta). *Vie Milieu* 34: 133–137.
- Zanardini, G. 1860. Iconographia phycologica adriatica ossia scelta di ficee nuove o più rare del mare adriatico. *Mem. r. Ist. veneto Sci.* 10: viii+176, 40 pls.

A new species of *Odontorrhynchos* (Orchidaceae, Spiranthinae) from Bolivia

DARIUSZ L. SZLACHETKO

BRN 296861

Gdańsk University, Department of Plant Ecology and Nature Protection, 80–441 Gdańsk, Al.
Legionow 9, Poland

CONTENTS

Introduction	123
<i>Odontorrhynchos monstrosus</i> Szlach	123
References	125

SYNOPSIS. A new species of *Odontorrhynchos*, *O. monstrosus* Szlach., is described from Bolivia.

INTRODUCTION

The genus *Odontorrhynchos* includes five species found mainly in the subtropical zone of South America and the Andes. It was described by Correa (1953), based on *Stenorhynchos castillonii* Haum. Garay (1982) added a further four species to the genus.

Odontorrhynchos is closely related to *Brachystele* Schltr., from which it differs primarily in the structure of the rostellum and viscidium. The rostellum in *Odontorrhynchos* is ligulate, rounded at the apex, with a large, oval viscidium on its inner surface which, after slipping from the rostellum, leaves three teeth of different size. The central tooth is large and slightly receding in relation to the lateral ones. In *Brachystele*, the rostellum is small and frequently wedged between the robust lateral stigma lobes. A small viscidium arises on the external surface of the rostellum which is greatly lingually introverted outwards and so appears to arise on the internal surface. The rostellum remnant is notched or reduced to a thin, rapidly drying, membranaceous fovea. Apart from this, *Brachystele* usually boasts a well formed column foot and oblique bases of the lateral sepals, whereas in *Odontorrhynchos*, the column foot is reduced and the bases of the lateral sepals are straight.

So far, only *O. chlorops* (Rchb.f.) Garay has been recorded from Bolivia. A new, previously undescribed Bolivian species was found among herbarium material of this genus deposited at The Natural History Museum.

ODONTORRHYNCHOS MONSTROSIS SZLACH.

Planta habitu ad *O. chloropsem* vergens, sed labello indiviso in formam huic *Spiranthidi* simili, valde incrassato, in centro e plicis carnis duobus jam dignoscenda. Type: Bolivia, far

below Quime, near bridge in gorge, 18 April 1949, Brooke 5498 (BM-holotype). Fig. 1.

Stem 54.0 cm high, 7.0 mm in diameter at base, 3.5 mm in diameter below inflorescence, erect, stout, glandular above one-fifth, densely along inflorescence, covered by cauline bracts. *Leaves* 4, forming a basal rosette, separated from the flowering stems, petiolate; petiole up to 10.0 cm long, narrow; blade up to 15.0 cm long and 4.5 cm wide, oblong- to elliptic-lanceolate, acute. *Cauline bracts* 10, herbaceous, with hyaline margins, tubular, acute, lower and middle longer than, upper as long as internodes, middle and upper minutely and densely glandular at margins. *Inflorescence* 18.0 cm long, many-flowered, multi-lateral, dense, cylindrical. *Floral bracts* 14.0 mm long, ovate-lanceolate, acuminate, 3-nerved, herbaceous, densely glandular along margins, glabrous in the centre, lower longer than, upper shorter than flowers. *Flowers* medium-sized, subsessile, tubular, densely glandular outside, green. *Pedicel* 1.0 mm long, twisted. *Ovary* 9 mm long. *Dorsal sepal* 8.2 mm long, 5.2 mm wide, triangular-ovate, cuspidate, 3-veined, fleshy, concave in the centre. *Lateral sepals* 9.0 mm long, 3.5 mm wide, oblong-falcate, cuspidate, 3-veined, fleshy. *Petals* 8.0 mm long, 2.0 mm wide, spatulate, acute, single-veined, free from dorsal sepal, fleshy, sparsely glandular along the outside margins. *Lip* 9.0 mm long, 5.5–6.0 mm wide, sessile, elliptic-oval in general outline, with no constriction, fleshy, thinner at apex, concave at the base, and with two horn-like appendages near the basal lobules, pleated and crenated in apical part, with two fleshy crests in the centre, completely free from one another or fused together at their apices; lip surface papillate outside and in the centre inside. *Column* 3.0 mm long, erect, massive; column foot 3.0 mm long, short, massive, oblique, adnate to the ovary. *Anther* 2.6 mm long, ovate. *Rostellum* 1.2 mm long, triangular, rounded at apex, 3-dentate after removal of viscidium, the middle tooth the longest, lateral teeth short, reduced. *Viscidium* 1.5 mm long, oval, massive.

ETYMOLOGY. *monstrosus* (Lat.) – monster; in reference to

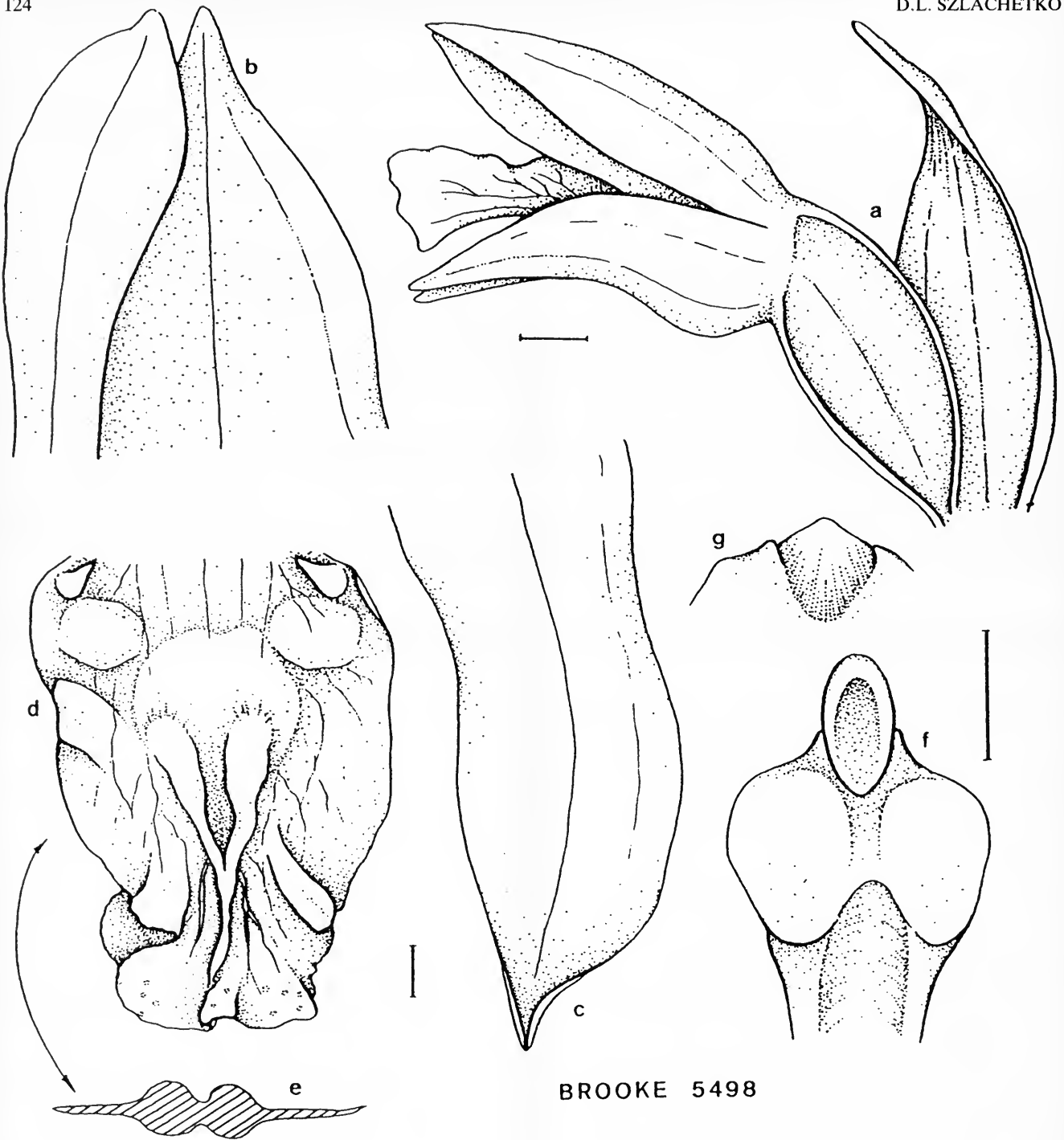


Fig. 1 *Odontorrhynchos monstrosus* Szlach. a: flower and floral bract; b: dorsal sepal and petal; c: lateral sepal; d: lip, flattened; e: cross section of lip; f: column, bottom view; g: rostellum remnant. Each scale indicates 1 mm. (Drawn from the holotype, The Natural History Museum).

the lip shape, which is reminiscent of the head of a monster.

Odontorrhynchos monstrosus is known so far only from the type collection, which was found 1828 m above sea-level, among rocks by a river in a warm gorge. It differs from all other known species in the genus by its lip shape, which is unconstricted, elliptic-oval in general outline, pleated in the apical part, with two fleshy ridges in the centre, which may merge at the apex or remain free. At the base of the lip are

two, small, fleshy processes leaning towards the main vein. *O. monstrosus* appears to be most closely related to *O. chlorops* (Rchb.f.) Garay, sharing a very similar habit.

ACKNOWLEDGEMENTS. I wish to express my appreciation to the Curator of the General Herbarium at The Natural History Museum for the hospitality during my personal visit. As usual, special thanks are given to Prof. Dr hab. Ryszard Ochyra for the Latin translation.

REFERENCES

- Correa, M. N. 1953. Un nuevo genero y cuatro especies nuevas de Orquideas argentinas. *Darwiniana* 10(2): 157-160.
- Garay, L. A. 1982. A generic revision of the Spiranthinac. *Bot. Mus. Leafl. Harv. Univ.* 28(4): 278-425.

Linnaeus's interpretation of Prospero Alpino's *De plantis exoticis*, with special emphasis on the flora of Crete

NICHOLAS J. TURLAND c

BAN 295863

Department of Botany, The Natural History Museum, London SW7 5BD

CONTENTS

Introduction	127
Liber primus	128
Liber secundus	146
Summary of new typifications	157
References	158

SYNOPSIS. Prospero Alpino's *De plantis exoticis*, first published in 1627, describes 135 plants, of which 84 are said to originate from the south Aegean island of Crete. This paper examines the treatment of Alpino's plants by Carolus Linnaeus, and the determinations later offered by Sprengel and later still by Baldacci and Saccardo. As far as is possible, the present author offers determinations based on current knowledge of the Cretan flora for the 84 Cretan plants. Of the 35 Linnaean binomials which include in their protologues a reference to one of Alpino's Cretan plants, 17 are lectotypified here, while 16 have already been typified and the relevant specimen or figure is cited. In addition, *Acer sempervirens* L. is neotypified here, and *Dianthus arboreus* L. is lectotypified, as are two names first published by Antonio Turra (*Bunias spinosa* and *Thymus tragoriganum*), which have been wrongly attributed to Linnaeus. It is argued that the names *Acer orientale* L., *Acer creticum* L., and *Cenchrus frutescens* L. should be proposed for rejection, and that the same should be considered for the name *Statice echinus* L. A summary of the names typified in this paper is provided.

INTRODUCTION

De plantis exoticis was published in Venice in 1627, ten years after the death of its author, Prospero Alpino, by his son Alpino Alpino, who held a position at the botanic garden at Padua from 1631 to 1637. The work describes 135 plants, of which 84 are said to have come from the south Aegean island of Crete. The book is divided into two sections: *Liber primus* and *Liber secundus*, the former incorporating the great majority of the Cretan species.

Carolus Linnaeus includes many of Alpino's names in the synonymy of his own species. An Alpino figure can be an original element for a Linnaean binomial only if it is cited in the protologue of that name (cf. Greuter et al., 1994: 11, Art. 9.9 footnote). Some of Alpino's figures are included by Linnaeus in the synonymy of pre-starting point (pre-1753) polynomials, especially in *Hortus cliffortianus* (Linnaeus, 1738), but do not appear in the protologues of binomials in *Species plantarum* (Linnaeus, 1753) or later works, although the pre-starting point polynomial may be cited in the synonymy of a later binomial. The Alpino figure cannot be an original element for such a binomial. Occasionally, Linnaeus adds to the elements included within his concept of a species. For example, a binomial in the second edition of *Species plantarum* (Linnaeus, 1762, 1763) may have an Alpino ele-

ment included in synonymy which does not appear in the protologue of the same name in the first edition in 1753. Once again, the Alpino figure cannot be an original element for such a name.

Another, more indirect way in which Linnaeus's opinion as to the identity of Alpino's plants can be interpreted is by examining his annotations in his own copy of the 1656 reprint of *De plantis exoticis*, now lodged at the Linnean Society of London. On many of the plates he has written polynomials from Bauhin's *Pinax theatri botanici* (Bauhin, 1623) and Tournefort's *Institutiones rei herbariae* and *Corollarium institutionum rei herbariae* (Tournefort, 1700, 1703). These same polynomials may be cited by Linnaeus in the synonymy of his names, often together with the corresponding Alpino elements. Linnaeus's annotations from *De plantis exoticis* are quoted in the present paper.

After Linnaeus's time, other authors have commented on the identity of Alpino's plants, principally Sprengel (1807: 384–386) and Baldacci & Saccardo (1900). The latter deal only with those 84 plants which are mentioned by Alpino as originating in Crete. The determinations given by these authors are cited.

Every effort has been made here to offer determinations for the 84 Cretan plants among Alpino's figures. Taxonomy and nomenclature follow Turland, Chilton & Press (1993).

For those Linnaean binomials for which an Alpino figure is

cited in the protologue and is, therefore, an original element, the type specimen or figure is indicated. If the type has previously been designated, then full details are given; if not, the type is designated here. In cases where a chosen lectotype figure is stylized or simplified to the extent that its taxonomic position is unclear, an epitype specimen is designated to enable precise application of the name (cf. Greuter et al., 1994: 11, Art. 9.7). For all names typified in this paper, the relevant Linnaean protologues are reproduced, and the chosen lectotypes, epitypes and neotypes are illustrated.

Before designating a type for a previously untypified name, the author has carried out a careful examination of all the extant original visual elements for the name in question. Particular care is necessary when considering, for example, specimens in the Linnaean Herbarium at the Linnean Society of London (LINN). Some of these are often wrongly considered to be original elements for Linnaean names merely because Linnaeus annotated them with the relevant '*nomen triviale*' (specific epithet), when in fact they may not have been in his possession until after the publication of that name. Such specimens are not cited here.

The numbered sequence of *capita* in the original 1627 imprint of Alpino's book (1–78 in *Liber primus*, 1–58 in *Liber secundus*) has been followed in this paper, with all page numbers and figure captions quoted exactly as they are printed. A currently accepted name is always given in brackets following any cited name which is no longer in current use.

The following abbreviations are used, in order to minimize excessive repetition:

L.: = Linnaeus's annotations from his own copy of *De plantis exoticis*. The symbol '*l*' is used to indicate where Linnaeus begins a separate line in an annotation.

S.: = Determinations given by Sprengel (1807).

B. & S.: = Determinations given by Baldacci & Saccardo (1900). Of the 84 Cretan plants, 14 are listed in an appendix with no determination offered, and are marked 'indet.' here.

LIBER PRIMUS

1. '*Lauro Sylvestri Cretica*', p. 1, fig. facing p. 1.

L.: 'Thymelaea cretica, oleae folio subtus villosa. Tournef. cor. 41.'

B. & S.: *Daphne sericea* Vahl

Comments: Neither the Alpino element nor the Tournefort polynomial in Linnaeus's annotation appears to be mentioned in any of Linnaeus's works. It is not possible to identify the figure with certainty, and Baldacci and Saccardo's determination seems unlikely.

2. '*Cerasus Idea*', p. 3, fig. p. 2.

S.: '*Pyrus cretica*' (see below).

B. & S.: *Sorbus graeca* (Spach) Kotschy (currently *Sorbus aria* subsp. *cretica* (Lindl.) Holmboe).

Comments: The Alpino element appears not to be mentioned in any of Linnaeus's works. The plant depicted is either *Sorbus aria* subsp. *cretica* or *S. umbellata* (Desf.) Fritsch. Sprengel may have intended to determine the following Alpino element (No. 3) as '*Pyrus cretica*', instead of the

present plant, since *P. cretica* Willd. is the basionym of *Amelanchier ovalis* subsp. *cretica* (Willd.) Maire & Petitm. and there does not appear to be any extant name in *Pyrus*, at the rank of species, for *Sorbus aria* subsp. *cretica*.

3. '*Chamecerasus Idea*', p. 5, fig. p. 4.

L.: 'Mespilus cretica, folio circinato & quasi cordiformi. T. cor. 43.' B. & S.: *Amelanchier cretica* (Willd.) DC. (currently *Amelanchier ovalis* subsp. *cretica* (Willd.) Maire & Petitm.)

Comments: Neither the Alpino element nor the Tournefort polynomial in Linnaeus's annotation appears to be mentioned in any of Linnaeus's works. The figure obviously depicts *Amelanchier ovalis* subsp. *cretica*.

4. '*Adrachni, seu Portulaca Theophrasti*', p. 7, fig. p. 6.

Comments: The Alpino element appears not to be mentioned in any of Linnaeus's works. It is not possible to identify the plant figured.

5. '*Acer Cretica*', p. 9, fig. p. 8.

L.: '*Acer cretica*. Tournef. cor. 43.'

B. & S.: *Acer creticum* L. (see below).

Comments: Linnaeus includes the Alpino element in the protologue of *Acer monspessulanum* in *Species plantarum* (1753: 1056), under the unnamed var. β , but in the second edition he transfers it to *A. creticum* (1763: 1497), which is an illegitimate renaming of *A. orientale* L., which he first published in *Systema naturae* 10th ed. (1759a: 1310). The Tournefort polynomial in Linnaeus's annotation is not cited in either edition of *Species plantarum*; another Tournefort name, *Acer orientalis, hederæ folio*, is cited instead. The lectotype of *A. monspessulanum* is a specimen in Herb. Linn. No. 1225.15 (LINN), designated as such by Murray (1979: 13, as '1225.1'). Alpino's figure appears to be a greatly stylized depiction of the shrub or tree currently called *Acer sempervirens* L., first published in *Mantissa plantarum* (1767a: 128) and simultaneously in *Systema naturae* 12th ed. (1767b: 674). His figure is correct in that the species has three-lobed leaves and sometimes pubescent twigs and petioles, but wrong in that the leaves should be opposite, not alternate.

orientale. A. A. fol. trilobis integerrimis pubescentibus. *Mill. dict.*

9. ACER foliis trilobis integerrimis pubescentibus. *Mill. creticum*, dict. 10.

Acer orientalis, hederæ folio, Tournef. cor. 43. *Po-cock orient.* 191. s. 85.

Acer cretica. *Alp. exot.* 9. t. 8. *Dubam. arb.* 1. p. 28.

s. 10, f. 9

Habitat in Oriente. η .

The typification of *Acer orientale* is more problematic, since there appear to be no extant original visual elements, the name evidently based on *Acer foliis trilobis integerrimis subvillosis* Mill., *The gardeners dictionary* 7th ed.: *Acer* No. 10 (1759), said by Miller to grow in 'the Levant'. From this and the synonyms added by Linnaeus to the illegitimate *A. creticum* in 1763, it would seem that *A. orientale* is a species with pubescent leaves and petioles. Yaltirik (1967: 519) was unable to trace any original material for *A. orientale* and felt the name could not be applied to the eastern Mediterranean

species which earlier authors had consistently referred to as either *A. orientale* or *A. creticum*, on account of that plant always having glabrous leaf-blades, and instead adopted the name *A. sempervirens*. This treatment has been followed in later works, notably *Flora Europaea* (Tutin et al., 1968: 239) and the *Med-Checklist* (Greuter, Burdet & Long, 1984: 42).

semper- 11. ACER foliis ovatis integerrimis sempervirentibus.
virens. Mill. *dict.* †
Habitat in Oriente. †.

The name *Acer sempervirens* appears also to lack any extant original elements, and is based on another Miller name, *Acer follis ovatis integerrimis sempervirentibus* Mill., *The gardeners dictionary* 7th ed.: *Acer* No. 11 (1759), said by its author to have originated as seeds from the Levant. The plant which is currently called *A. sempervirens* is an eastern Mediterranean species similar and closely related to *A. monspessulanum*, with leaves sometimes ovate and more or less evergreen if the plants are heavily grazed, but tri-lobed and deciduous where out of reach of grazing animals. In the absence of any original material, it is necessary to choose a neotype for the name. The following specimen is here designated as such, since it exhibits not only ovate, entire leaves, thus agreeing with Linnaeus's concept of the species, but the tri-lobed leaves of ungrazed plants: Crete, 'Acer creticum L.', Omalos, 10 June 1938, *Ogilvie-Grant* 25 (K) (Fig. 1).

The typification of *Acer orientale* still remains unresolved. Murray (1970a: 145, b: 36; 1977: 7; 1979: 27) accepts the name and designates an element in Herb. Tournefort (P) as the type, but fails to indicate which specimen he has in mind. Several sheets of *Acer* exist in that herbarium in addition to the single element which appears to agree with *A. sempervirens* as currently understood (sheet No. 6083, IDC microfiche!). If Murray had explicitly cited No. 6083, his statements could have been accepted as effective designation of a neotype (cf. Greuter et al., 1994: 11, Art. 9.8). (It could not be a lectotype since not only is there no reference to Tournefort in the protologue, but the specimens in Tournefort's herbarium are not known to have been studied by Linnaeus and are not, therefore, original elements for Linnaean names.) Nevertheless, the fact remains that there is insufficient evidence to allow a reasonably confident correlation between *A. orientale* and a currently recognized taxon, and the name should be considered a 'nomen ambiguum'. *A. orientale* could have been based on an example of *A. sempervirens* with pubescent twigs and petioles: indeed Linnaeus's (1763) inclusion of the Alpino element in the synonymy of the illegitimate *A. creticum* lends credence to this hypothesis. It is also possible, though unlikely, that the name was based on one of the eastern Mediterranean, pubescent-leaved subspecies of *A. monspessulanum*. If *A. orientale* were to be neotypified on a specimen belonging to *A. sempervirens*, then the former would be the correct name for the species and the nomenclatural stability of nearly thirty years would be disrupted. A neotype belonging to *A. monspessulanum* subsp. *assyriacum* (Pojark.) Rech. f. or subsp. *oksalianum* Yalt. could be chosen without causing any disruption, but there seems insufficient justification for considering either of these names to be taxonomically synonymous with *A. orientale*. It therefore seems that there exist sufficient grounds to propose that the names *A. orientale* and *A. creticum* be rejected. A formal proposal has been submitted to *Taxon*.

6. 'Acacia secunda', p. 11, fig. p. 10.

B. & S.: *Cytisus creticus* Boiss. & Heldr. (currently *Chamaecytisus creticus* (Boiss. & Heldr.) Rothm.)

Comments: The Alpino element appears not to be mentioned in any of Linnaeus's works. The plant depicted is a good likeness of *Calicotome villosa* (Poir.) Link, but alternatively could be *Chamaecytisus creticus* or one of the other spiny leguminous shrubs which occur in Crete.

7. 'Aspalathus secundus', p. 13, fig. p. 12.

B. & S.: *Calicotome villosa* (Poir.) Link

Comments: The Alpino element appears not to be mentioned in any of Linnaeus's works. The plant depicted is scarcely distinguishable from that on page 10 and likewise could be either *Calicotome* or one of the other spiny leguminous shrubs in Crete.

8. 'Echinopoda', p. 15, fig. p. 14.

L.: 'Genista Spartium Spinosum alterum aphyllon, tribus aculeis semper junctis, floribus luteis. C.B. 394 T.C. 44.'

S.: *Genista lusitanica* L., *nom. confus.* (currently *Stauracanthus genistoides* (Brot.) Samp.) or *Spartium horridum* Vahl (currently *Echinopodium horridum* (Vahl) Rothm.)

B. & S.: *Genista acanthoclada* DC.

Comments: Neither the Alpino element nor the Tournefort polynomial in Linnaeus's annotation appears to be mentioned in any of Linnaeus's works. The figure is greatly stylized, but seems to depict a spiny leguminous shrub, possibly *Genista acanthoclada*. Neither *Echinopodium horridum* nor *Stauracanthus genistoides* are known to occur in Crete.

9. 'Colutea Scorpioide odorata', p. 17, fig. p. 16.

S.: *Coronilla argentea* L. (currently *C. valentina* L.)

B. & S.: *Coronilla argentea* L.

4. CORONILLA fruticosa, foliolis undenis: extimo ma- argentea,
jore.

Colutea scorpioides odorata. *Alp. exot.* 17.

Habitat in Creta. †

Comments: Linnaeus includes the Alpino element in the protologue of *Coronilla argentea* in *Species plantarum* (1753: 743). The only extant original element for this name appears to be the Alpino figure which, although somewhat stylized, is a good likeness of *C. valentina*, in the synonymy of which *C. argentea* is currently included. The figure is, therefore, here designated as the lectotype of *C. argentea* (Fig. 2).

10. 'Linum Arboreum', p. 19, fig. p. 18.

S.: *Linum arboreum* L.

B. & S.: *Linum arboreum* L.

12. LINUM foliis cuneiformibus, caulibus arborescenti- arboreum.

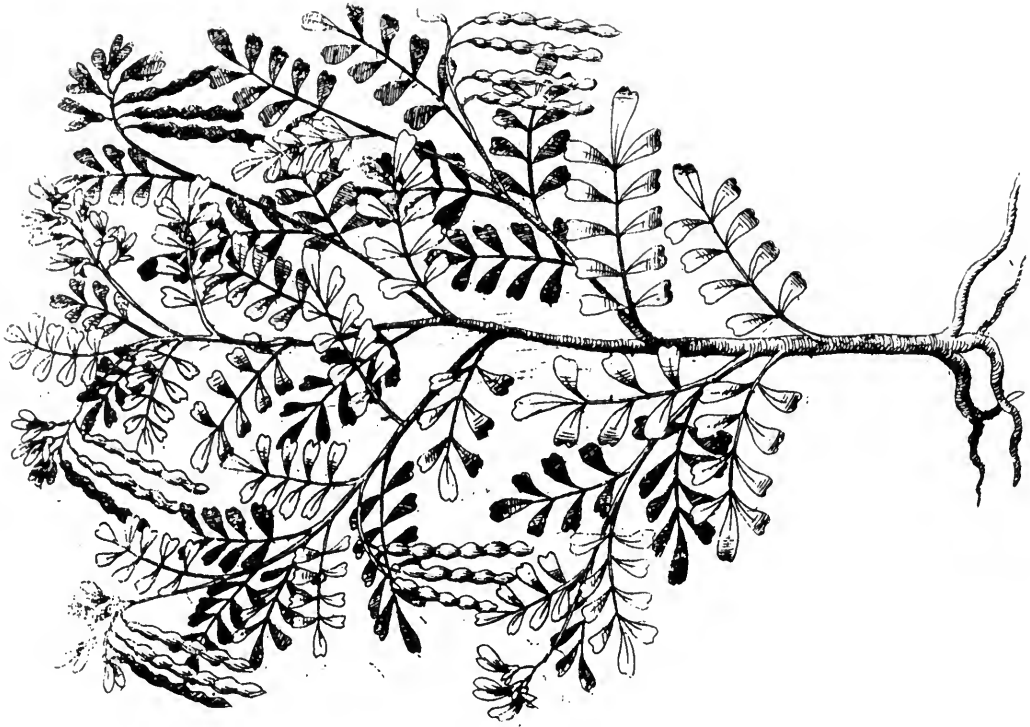
Linum arboreum. *Alp. exot.* 19. t. 13.

Habitat in Creta. †

Comments: Linnaeus includes the Alpino element in the protologue of *Linum arboreum* in *Species plantarum* (1753: 279-280). The only extant original element for this name

16 PROSPERI ALPINI

Colutca Scorpioide odorata.



Pulcher

Fig. 2 The lectotype of *Coronilla argentea* L.: Alpino, Pl. exot.: 16 (1627).

→ (A) *Acer sempervirens* L.
 subsp. *argentea* (L.) ex. *Argemone*
 (L.) *argentea* (L.)
 (B) *Acer sempervirens* L.
 subsp. *argentea* (L.) *Wimmer* 1870
 Determinavit E. Murray Aug 1915



≡ *Acer ornata* L. 1759
 EDWARD MURRAY ¹⁸⁷⁰ 1866
 FLORA OF Greece
 HERB. KEW.
 No. 25
 Name *Acer eximium* L. 1759
 Vern. Name
 Locality Omalos, Crete
 Date 10. 6. 58 Altitude 3000 ft.
 Coll. M. Ogilvie-Grant
 Habitat Hillsides

Description, de *Acer sempervirens*

Fig. 1 The neotype of *Acer sempervirens* L.: Ogilvie-Grant 25 (K).

appears to be the Alpino figure, which is stylized, but because of its Cretan provenance is unlikely to be a depiction of anything other than *L. arboreum*. Therefore, the figure is here designated as the lectotype (Fig. 3) and in view of its lack of useful diagnostic features, the following specimen as the epitype: Iter Aegaeum VI [Crete], *Linum arboreum* L., 22 April 1942, *Rechinger* 12202 (BM) (Fig. 4).

11. 'Lycium Creticum', p. 21, fig. p. 20.

L.: 'Berberis cretica, buxi folio. Tournef. cor. 45.' [error for '42'] / 'Rhamnus creticus, buxi folio minori. T. cor. 41 ?' / 'Berberis alpina cretica. CB 454'.

B. & S.: *Berberis cretica* L.

2. BERBERIS pedunculis unifloris.

Berberis cretica, buxi folio. Tournef. cor. 42.

Berberis alpina cretica. *Bauh. pin.* 454.

Lycium creticum. *Alp. exot.* 21. t. 20.

Lycium c Candia. *Pon. ital.* 137.

Habitat in Creta. ♂

cretica

Comments: Linnaeus includes the Alpino element in the protologue of *Berberis cretica* in *Species plantarum* (1753: 331), together with the first Tournefort and Bauhin polynomials in his annotation. The only extant original elements for *B. cretica* appear to be Alpino's plant and the figure captioned 'Licio I. di Candia ouero Berberi alpina del Belli' in Pona, *Monte Baldo descritto*: 137 (1617)! Both illustrations obviously depict a species of *Berberis* in fruit and, since the provenance is Crete, this must be *B. cretica*, which is the only species known to occur there. The Alpino figure, being the more detailed, is here designated as the lectotype (Fig. 5) and since there are insufficient diagnostic characters shown to distinguish it from other species of *Berberis*, the following specimen is designated as the epitype: Iter Aegaeum VI [Crete], *Berberis cretica* L., 7 July 1942, *Rechinger* 14293 (BM) (Fig. 6), isoepitype at K.

12. 'Spartium Creticum', p. 24, fig. p. 23.

B. & S.: *Cytisus creticus* Boiss. & Heldr. (currently *Chamaecytisus creticus* (Boiss. & Heldr.) Rothm.

Comments: The Alpino element appears not to be mentioned in any of Linnaeus's works. Baldacci and Saccardo's determination may well be correct, but the plant depicted could be one of the other leguminous shrubs which occur in Crete.

13. 'Spartium Spinosum', p. 27, fig. p. 26.

L.: 'Barba jovis cretica, linariae folio, fl. luteo parvo. T.C. 44.'

S.: *Anthyllis hermanniae* L.

B. & S.: *Anthyllis hermanniae* L.

Comments: The Alpino element and the Tournefort polynomial in Linnaeus's annotation are included in the synonymy of *Anthyllis hermanniae* in *Species plantarum* 2nd ed. (1763: 1014), but are absent from the protologue in the first edition (1753: 720). Linnaeus also includes the Tournefort name with some doubt, indicated by a question mark, in the protologue of *Cytisus graecus* L. (currently *Anthyllis hermanniae*) in *Species plantarum* (1753: 740), as well as in the second edition (1763: 1043). The plant depicted by Alpino is obviously *A. hermanniae*.

14. 'Spartium Spinosum alterum', p. 29, fig. p. 28.

Comments: The Alpino element appears not to be mentioned in any of Linnaeus's works.

15. 'Cyanus Arborescens Longifolia', p. 31, fig. p. 30.

L.: 'Jacea frutescens, plantaginis folio, fl. albo. T. cor. 32'.

B. & S.: *Staelhelina fruticosa* (L.) L.

Comments: The Alpino element appears not to be mentioned in any of Linnaeus's works. However, the Tournefort polynomial in Linnaeus's annotation is included in the synonymy of *Centaurea fruticosa* L. in *Species plantarum* 2nd ed. (1763: 1286), but not in the protologue of that name in *Systema naturae* 10th ed. (1759a: 1229). The species was transferred to the genus *Staelhelina* in *Systema naturae* 12th ed. (1767b: 538). The plant depicted by Alpino is a moderately good likeness of *S. fruticosa*, except that the leaves are too narrow.

16. 'Cyanus Arborescens altera, Styracisfolio', p. 33, fig. p. 32.

L.: 'Staelhelina'.

S.: *Staelhelina arborescens* L., *nom. illegit. superfl.* (currently *Staelhelina petiolata* (L.) Hilliard & Burttt).

B. & S.: *Staelhelina arborescens* L.

Comments: Linnaeus includes the Alpino element in the protologue of *Staelhelina arborescens* in *Mantissa plantarum* (1767a: 111). This is an illegitimate superfluous name because a Schreber element cited in the synonymy by Linnaeus is in fact an earlier, validly published binomial with priority over *S. arborescens* L., namely *Staelhelina arborea* Schreb., *Icones et descriptiones plantarum minus cognitarum*: 1 (1766). The basionym of the currently accepted name is *Gnaphalium petiolatum* L., first published by Linnaeus in *Species plantarum* (1753: 854). This was transferred to the genus *Staelhelina* by Hilliard & Burttt (1973: 384), as a taxonomic synonym of both *S. arborescens* and *S. arborea*, over which its epithet has priority at the rank of species. The lectotype of *G. petiolatum* is a specimen in Herb. Clifford: 402, *Gnaphalium* No. 16 (BM), designated as such by Hilliard & Burttt (loc. cit.). The plant depicted by Alpino is obviously *S. petiolata*.

17. 'Scabiosa arborea', p. 35, fig. p. 34.

L.: 'Scabiosa cretica frutescens, auriculae ursi folio. T. cor. 34.'

S.: *Scabiosa limonifolia* Vahl (currently *Pseudoscabiosa limonifolia* (Vahl) Devesa).

B. & S.: *Scabiosa cretica* L. (currently *Lomelosia cretica* (L.) Greuter & Burdet).

Comments: Linnaeus includes the Alpino element in the synonymy of *Scabiosa corollulis quinquefidis, foliis lanceolatis fere integerrimis* in *Hortus cliffortianus* (1738: 31–32), but does not appear to cite it explicitly in any of his other works, although he includes the *Hortus cliffortianus* name in the protologue of *Scabiosa cretica* in *Species plantarum* (1753: 100). In the same protologue, the Tournefort polynomial in Linnaeus's annotation is included under the unnamed var. β . The plant depicted by Alpino is obviously *Lomelosia minoana* (P.H. Davis) Greuter & Burdet, endemic to Crete and a close relative of *L. cretica* which is, in the current strict sense, endemic to the western Mediterranean region. The oblanceolate-spathulate leaves rule out the only similar spe-

18 PROSPERI ALPINI

Linum Arborescens



Ramum

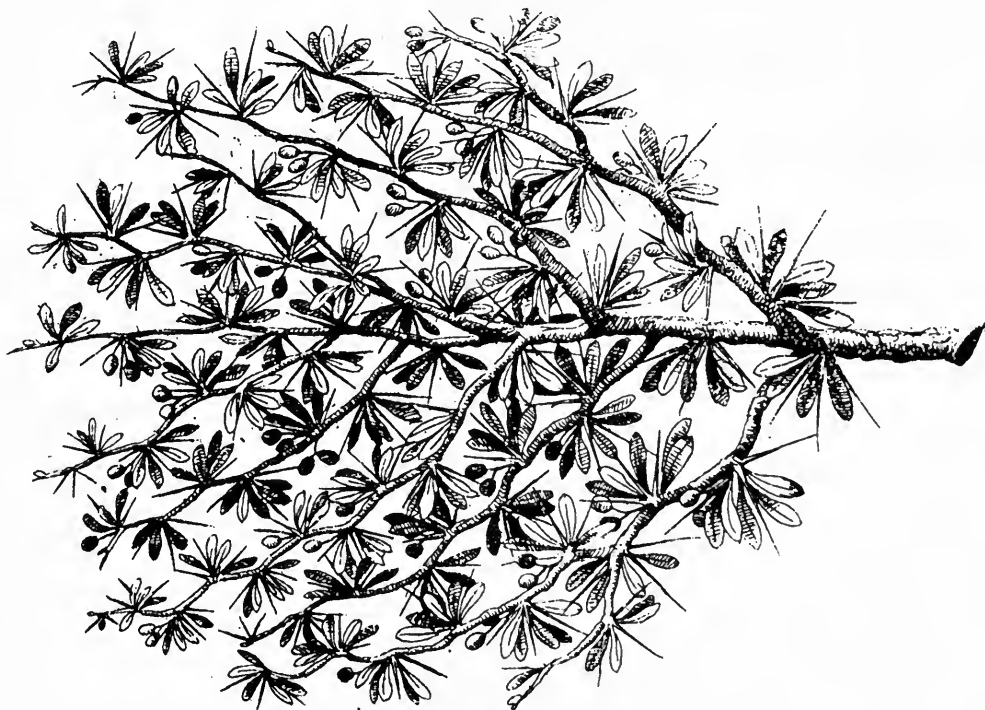
Fig. 3 The lectotype of *Linum arborescens* L.: Alpino, *Pl. exot.*: 18 (1627).



Fig. 4 The epitype of *Linum arborescens* L.: Rechinger 12202 (BM).

20 PROSPERI ALPINI

Lycium Creticum.



Tamethi

Fig. 5 The lectotype of *Berberis cretica* L.: Alpino, *Pl. exot.*: 20 (1627).



K. H. RECHINGER III: ITER AEGAEUM VI., 1942.
 No. 14293.
Berberis cretica L.
 CRETA:
 Distr. Myriopotasmos; Montes Psiloriti (Ira),
 Distr. Myriopotasmos, area atoplantem N106,
 ca. 1400 - 1500 m.
 7. VII.
 9500.

Fig. 6 The epitype of *Berberis cretica* L.: Rechinger 14293 (BM).

cies in Crete, *L. albocincta* (Greuter) Greuter & Burdet, which has broader, much more rounded leaf-blades. *Pseudoscabiosa limonifolia* is endemic to Sicily.

18. 'Leucoium Spinosum', p. 37, fig. p. 36.

L.: 'Verbascum creticum spinosum frutescens. Tourn. cor. 8' / 'Leucojum cret. spinos. incan. luteum. C.B. 201.'

B. & S.: *Verbascum spinosum* L.

224. VERBASCUM (*spinosum*) caule fruticoso spinoso.
Verbascum creticum spinosum frutescens. *Lob. illust.* 113.
Leucojum creticum spinosum incanum luteum *Baub. pin. 201.*
Leucojum spinosum. *Alp. exot.* 36.
Glastivida prima e candia. *Pon. bald.* 114.
Habitat in Creta ♣.

Comments: Linnaeus includes the Alpino element in the protologue of *Verbascum spinosum* in *Centuria II* (1756: 10), where the Bauhin and Tournefort polynomials in his annotation also appear, with the latter incorrectly ascribed to L'Obel. In *Species plantarum* 2nd ed. (1762: 254), the Tournefort name is correctly ascribed, and L'Obel's name, *Verbascum spinosum creticum*, is cited separately. The only extant original elements for *V. spinosum* appear to be Alpino's plant and the figure captioned 'Glastivida prima di Candia' in Pona, *Monte Baldo descritto*: 114 (1617)! Both figures obviously depict *V. spinosum*. Alpino's plant is here designated as the lectotype (Fig. 7) because it is more detailed and less stylized. In spite of this, it is not an accurate representation of the species and it seems appropriate to designate the following specimen as the epitype: Iter Creticum Alterum, *Verbascum spinosum* L., 11 July 1899, *Baldacci* 241 (BM) (Fig. 8).

19. 'Caryophylus Sylvestris arboreus', p. 39, fig. p. 38.

S.: *Dianthus juniperinus* Sm.

B. & S.: *Dianthus arboreus* L. (currently *D. juniperinus* subsp. *bauhinorum* (Greuter) Turland).

13. DIANTHUS caule fruticoso, foliis subulatis. *arboreus*]
Caryophyllus creticus arboreus, juniperi folio. *Tournef.*
cor. 23.
Caryophyllus arboreus creticus. *Baub. pin.* 208.
prodr. 104.
Betonica coronaria arborea cretica. *Baub. bist.* 3. p. 328.
Habitat in Creta. ♣

Comments: Linnaeus adds the Alpino element to the synonymy of *Dianthus arboreus* in *Mantissa plantarum altera* (1771: 385), not having mentioned it in the protologue of that name in *Species plantarum* (1753: 413). Greuter (1965: 192) referred the Alpino element to his *D. aciphyllus* var. *bauhinorum* Greuter. The figure obviously depicts one of the two shrubby *Dianthus* species which occur in Crete (*D. fruticosus* L. and *D. juniperinus*), and is indeed a good likeness of *D. juniperinus* subsp. *bauhinorum*. The name *D. arboreus* has been misapplied to both *D. fruticosus* and *D. juniperinus*, and its typification here seems worthwhile, in order to prevent any further misunderstanding. Greuter (op. cit.) treated it as a 'nomen ambiguum' and included it in the synonymy of his *D. aciphyllus* var. *bauhinorum*, but only in the greater part, since the polynomial *Caryophyllus creticus arboreus, juniperi folio* (Tournefort, 1703: 23), included in the protologue, in

fact belongs to *D. juniperinus*. Indeed, Linnaeus actually excluded this synonym from *D. arboreus* in *Mantissa plantarum altera* (1771: 385). The only extant original elements for *D. arboreus* appear to be a specimen in Herb. Burser XI: post 83, b (UPS-microfiche!) and the figure illustrating *Betonica coronaria arborea cretica* in Bauhin, Cherler & Chabrey, *Historia plantarum universalis* 3: 328 (1651)!, of which the following specimen is apparently a typotype (cf. Greuter, op. cit.: 192): *Benincasa* s.n., cultivated at Montbéliard by J. Bauhin (BAS). The specimen in the Burser Herbarium is sterile and of poor quality, and cannot be identified with any certainty, or be said to agree with the current usage of *D. arboreus*. Therefore, the Bauhin figure, which is a good likeness of *D. juniperinus* subsp. *bauhinorum*, is here designated as the lectotype of *D. arboreus* (Fig. 9).

20. 'Casia Latinorum', p. 41, fig. p. 40.

Comments: Linnaeus includes the Alpino element in the protologue of *Osyris alba* L. in *Species plantarum* (1753: 1022). The lectotype is a specimen in Herb. Linn. No. 1116.1 (LINN), designated as such by A.G. Miller (1993). The plant depicted by Alpino is greatly stylized and quite unrecognizable as *O. alba*.

21. 'Chamedaphnoides Cretica, idest Laureola Cretica humilis', p. 44, fig. p. 43.

L.: 'Thymelaea cretica, oleae folio utrinque glabro. T. cor. 41.'

S.: *Daphne oleoides* Schreb.

B. & S.: *Daphne oleoides* Schreb.

Comments: Neither the Alpino element nor the Tournefort polynomial in Linnaeus's annotation appears to be mentioned in any of Linnaeus's works. The figure appears to depict a *Daphne* species, but it is impossible to be sure whether it is intended to represent *D. oleoides* or another Cretan species, for example *D. gnidioides* Jaub. & Spach.

22. 'Poterium', p. 47, fig. p. 46.

B. & S.: *Astragalus creticus* Lam. (currently *Astracantha cretica* (Lam.) Podlech).

Comments: The Alpino element appears not to be mentioned in any of Linnaeus's works. The figure is somewhat stylized – particularly the two small flowers, which suggest Caryophyllaceae – but obviously depicts *Astracantha cretica*.

23. 'Poterium alterum densius ramificatum', p. 51, fig. p. 50.

L.: 'Tragacantha cretica incana, flore parvo lineis purpureis striato. T.C. 29.'

B. & S.: *Astragalus creticus* Lam. (currently *Astracantha cretica* (Lam.) Podlech).

Comments: Neither the Alpino element nor the Tournefort polynomial in Linnaeus's annotation appears to be mentioned in any of Linnaeus's works. Again, the figure obviously depicts *Astracantha cretica*, and is a better likeness than that on page 46.

24. 'Tragacantha', p. 53, fig. p. 52.

36 PROSPERI ALPINI

Leucojum Spinosum.



Pulcher.

Fig. 7 The lectotype of *Verbascum spinosum* L.: Alpino, *Pl. exot.*: 36 (1627).




Fig. 8 The epitype of *Verbascum spinosum* L.: Baldacci 241 (BM), i.e. the material to the right of the pencil line.

Comments: The Alpino element appears not to be mentioned in any of Linnaeus's works.

25. '**Tragacantha altera**', p. 55, fig. p. 54.

L.: 'Tragacantha cretica, foliis minimis incanis, fl. majore albo. T. cor. 29.'

S.: *Astragalus echioides* Willd. (currently *A. angustifolius* Lam.)

B. & S.: *Astragalus angustifolius* Lam.

Comments: Neither the Alpino element nor the Tournefort polynomial in Linnaeus's annotation appears to be mentioned in any of Linnaeus's works. The plant depicted is *Astragalus angustifolius*, rather than the only other spiny, pinnate-leaved leguminous dwarf shrub in Crete, *Astracantha cretica* (Lam.) Podlech, on account of its stems lacking a thick layer of wool. This wool is clearly visible in the two preceding figures.

26. '**Echinus, idest Tragacantha altera**', p. 57, fig. p. 56.

L.: 'Limonium creticum juniperi folio. T. cor. 25'

S.: *Statice echinus* L. (see below).

B. & S.: indet.

- Echinus.* 8. STATICE caule nudo paniculato, foliis subulatis mucronatis.
Limonium foliis caulinis subulatis pungentibus. *Roy. Lugdb.* 192.
Limonium orientale frutescens, caryophylli folio in aculeum rigidissimum abeunte. *Tournef. cor.* 25.
Limonium cespitosum, foliis aculeatis. *Buxb. cent.* 2. p. 18. t. 10.
β. Limonium graecum, juniperi folio. *Tournef. cor.* 25.
Echinus f. Tragacantha altera. *Alp. exot.* 57. t. 56.
Habitat in Graecia & Mediae desertis.

Comments: The Alpino element and the Tournefort polynomial in Linnaeus's annotation are included in the protologue of *Statice echinus* in *Species plantarum* (1753: 276), under the unnamed var. β (with Tournefort's name incorrectly cited as 'Limonium graecum ...'). The only extant original elements for *S. echinus* appear to be Alpino's plant and the figure illustrating *Limonium cespitosum, foliis aculeatis* in Buxbaum, *Plantarum minus cognitarum centuria II*: 18, t. 10 (1728)! There is no specimen in the van Royen Herbarium, Leiden (L), and a specimen in Herb. Linn. No. 395.13 (LINN), which bears the annotation 'Statice Echinus' in Linnaeus's hand, lacks a species number from *Species plantarum*, which almost certainly means that it was not received by Linnaeus until after 1753 and is not, therefore, relevant original material for *S. echinus*.

The plant depicted by Alpino is somewhat stylized but cannot be interpreted as representing any species in Crete other than *Acantholimon ulicinum* (Willd. ex Schult.) Boiss. Linchevskii (1967: 253) includes the name *Statice echinus* in the synonymy of the eastern Transcaucasian *Acantholimon tenuiflorum* Boiss., but only in the part consisting of the Buxbaum element. Buxbaum gives the provenance of his plant as 'desertis Mediae intra Hansem & Schamachiam', i.e. between Kirovabad and Shemakha in present-day Azerbaijan in eastern Transcaucasia. If Buxbaum's figure were designated as the lectotype of *S. echinus*, on the basis of Linchevskii's taxonomic opinion, the correct name for *A. tenuiflorum* would become *A. echinus* (L.) Boiss., since Linnaeus's specific epithet predates *tenuiflorum* (1846). More

serious nomenclatural disruption would result if the Alpino figure were designated as the lectotype, since the epithet of the more widespread species *A. ulicinum* (based on *Statice ulicina* Willd. ex Schult. (1820)) would instead be displaced. Therefore, *S. echinus* is not typified here and the option of proposing the name for rejection will be considered.

27. '**Tragacantha quarta, vel Spartium Spinosum alterum**', p. 59 ['56'], fig. p. 58 ['20'].

Comments: The Alpino element appears not to be mentioned in any of Linnaeus's works.

28. '**Scamonea Macroriza**', p. 61, fig. p. 60.

B. & S.: indet.

L.: 'Periploca orientalis, foliis longioribus et acutioribus. Tournef. cor. 2'.

Comments: Neither the Alpino element nor the Tournefort polynomial in Linnaeus's annotation appears to be mentioned in any of Linnaeus's works. The stylized nature of the figure renders accurate identification impossible, although the rootstock, leaf-shape and flower suggest *Calystegia sepium* (L.) R. Br. However, the Convolvulaceae have leaves arranged alternately, whereas in Alpino's figure they are in opposite pairs. The figure may instead depict the opposite-leaved, *Calystegia*-like *Cynanchum acutum* L. (Asclepiadaceae), although the flower is completely wrong and the stems are too short and are not shown to twine. In Linnaeus's own copy of Alpino's book (the 1656 reprint), the figures on pages 60 and 62 are transposed, so the present figure appears on page 62 under the caption 'Tythymalus Arboreus', together with Linnaeus's annotation.

29. '**Tythymalus Arboreus**', p. 63, fig. p. 62 ['46'].

B. & S.: *Euphorbia dendroides* L.

Comments: The Alpino element appears not to be mentioned in any of Linnaeus's works. The figure obviously depicts a species of *Euphorbia*, but if it is intended to be *E. dendroides* it is greatly stylized.

30. '**Tythymalus Cyparissius**', p. 65, fig. p. 64.

L.: 'Euphorbia aleppica.'

S.: *Euphorbia aleppica* L.

- aleppica.* 38. EUPHORBIA umbella quinquefida: dichotoma, involucrellis ovato-lanceolatis mucronatis, foliis inferioribus setaceis. *Diff. euph.* 37.
Tythymalus foliis inferioribus capillaceis; superioribus myrto similibus. *Morif. hist.* 3. p. 338.
Tythymalus cyparissius. *Alp. exot.* 65. t. 64.
Habitat in Creta, Aleppo. &

Comments: Linnaeus includes the Alpino element in the protologue of *Euphorbia aleppica* in *Species plantarum* (1753: 458). The only extant original elements for *E. aleppica* appear to be the Alpino figure, which is a good likeness of the species, and a specimen in Herb. Linn. No. 630.46 (LINN!), which also clearly agrees with the current usage of the name. The specimen exhibits more of the diagnostic characters and is, therefore, here designated as the lectotype (Fig. 10).

31. '**Phyllitis ramosa**', p. 67, fig. p. 66.



Fig. 10 The lectotype of *Euphorbia aleppica* L.: Herb. Linn. No. 630.46 (LINN).

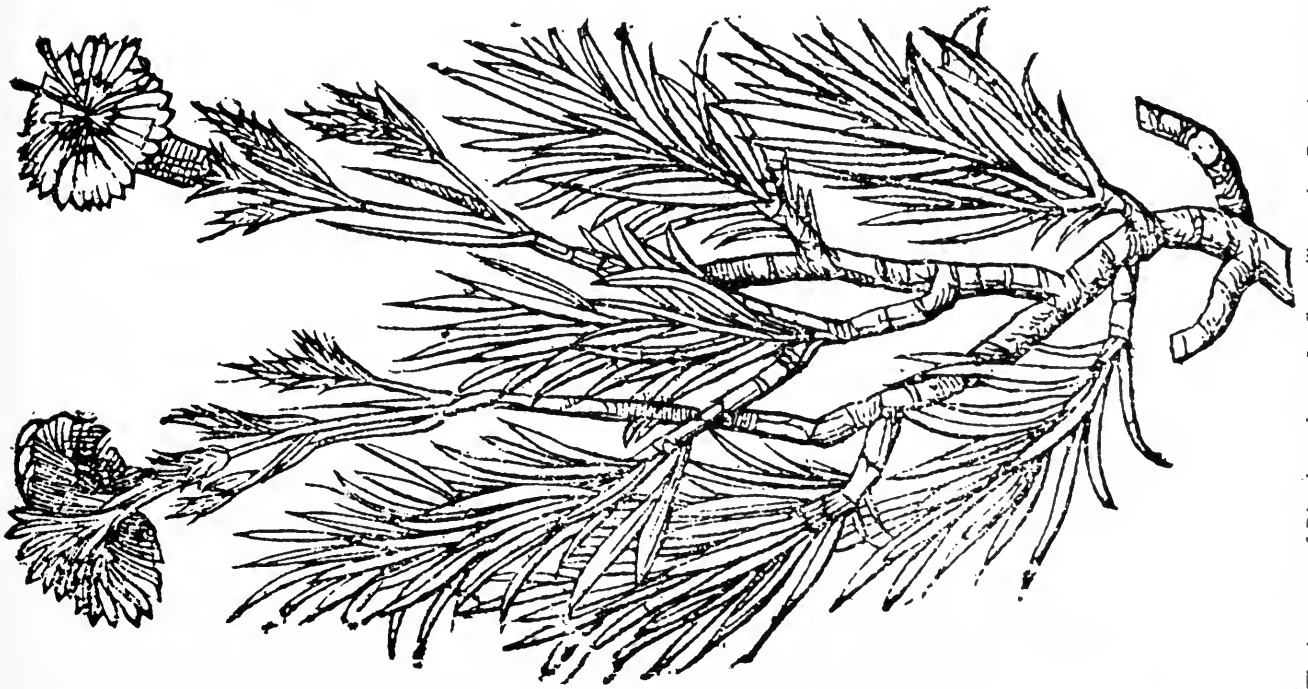


Fig. 9 The lectotype of *Dianthus arboreus* L.: figure illustrating *Betonica coronaria arborea cretica* in Bauhin, Chérel & Chabrey, *Hist. pl.* 3: 328 (1651).

S.: *Pteris longifolia* L. (currently *P. vittata* L.)

B. & S.: *Pteris longifolia* L.

Comments: Linnaeus includes the Alpino element in the protologue of *Pteris cretica* L. in *Mantissa plantarum* (1767a: 130). However, this species has never been recorded with certainty from Crete and the illustration almost certainly depicts *P. vittata*, of which it is a good likeness, this being the only *Pteris* known to occur on the island. The lectotype of *P. cretica* is *Arduino* s.n., a specimen in Herb. Linn. No. 1246.7 (LINN), designated as such by Tryon (1964: 192).

32. 'Anchusa Arborea', p. 69, fig. p. 68.

L.: 'Buglossum samium frutescens, foliis rosmarini obscure virentibus lividis et hirsutis. Tournef. cor. 6.'

S.: *Lithospermum fruticosum* L. (currently *Lithodora fruticosa* (L.) Griseb.)

B. & S.: *Lithospermum hispidulum* Sm. (currently *Lithodora hispidula* (Sm.) Griseb.)

6. LITHOSPERMUM fruticosum, staminibus corollae fruticosa. lam. æquantibus.

Lithospermum fruticosum, corollis calyce majoribus, foliis linearibus hispidis. *Sauv. monsp.* 50. 63.

Anchusa angustifolia. *Bauh. pin.* 255.

β. *Anchusa arborea*. *Alp. exot.* 67. t. 68.

Buglossum samium frutescens, foliis rosmarini obscure virentibus lucidis & hirsutis. *Tournef. cor.* 6.

Habitat in Gallia, Samo & Europa australi. β

Comments: Linnaeus includes the Alpino element in the protologue of *Lithospermum fruticosum* in *Species plantarum* (1753: 133), under the unnamed var. β, together with the Tournefort polynomial in his annotation. The Alpino figure is stylized, but cannot be interpreted as depicting any species in Crete other than *Lithodora hispidula*. In choosing a lectotype for *Lithospermum fruticosum*, the Alpino figure should be avoided, since it clearly disagrees with the current usage of the name (*Lithodora fruticosa* is endemic to the western Mediterranean region and is not known to occur in Crete). The other three extant original elements appear to be specimens in Herb. Linn. No. 181.9 (LINN!), Herb. Linn. No. 68.1 (S-photocopy!) and Herb. Burser XIV(2): 17 (UPS-microfiche!), all of which clearly agree with *L. fruticosa* as currently understood. The most complete specimen is that at LINN, and it is here designated as the lectotype of *Lithospermum fruticosum* (Fig. 11).

33. 'Solanum somniferum Antiquorum', p. 71, fig. p. 70.

B. & S.: *Physalis somnifera* L. (currently *Withania somnifera* (L.) Dunal).

Comments: Linnaeus includes the Alpino element in the synonymy of *Physalis caule fruticoso tereti, foliis ovatis integerrimis, floribus confertis* in *Hortus cliffortianus* (1738: 62), but does not appear to cite it explicitly in any of his other works, although he includes the *Hortus cliffortianus* name in the protologue of *Physalis somnifera* in *Species plantarum* (1753: 182). The plant depicted by Alpino is obviously *Withania somnifera*.

34. 'Dorycnium', p. 74, fig. p. 73.

L.: 'Convolvulus arg. angustif. umbellatus. T. coroll. 1.'

B. & S.: *Convolvulus oleifolius* Desr.

Comments: Linnaeus includes the Alpino element in the protologue of *Convolvulus cneorum* L. in *Species plantarum* (1753: 157–158), under the unnamed var. γ, although the Tournefort polynomial in his annotation appears not to be mentioned in any of his works. The plant depicted is almost certainly *Convolvulus oleifolius* Desr. (*C. cneorum* is a central Mediterranean species not known to occur in Crete). The lectotype of *C. cneorum* is the figure captioned 'Convolvulus Creticus rectus s. Dorycnium quorundam, Ponae' in Morison, *Plantarum historiae universalis oxoniensis* 2: s. 1, t. 3, f. 1 (1680), designated as such by Sa'ad (1967: 126).

35. 'Chamaepeuce', p. 77, fig. p. 76.

L.: 'Jacea cretica frutescens, elichrysi folio, fl. magno purpurascente. T. cor. 32.'

B. & S.: *Chamaepeuce mutica* DC. (currently *Ptilostemon chamaepeuce* (L.) Less.)

Comments: Linnaeus includes the Alpino element in the protologue of *Serratula chamaepeuce* L. in *Species plantarum* (1753: 819). The Tournefort polynomial in Linnaeus's annotation is included in the synonymy of *Centaurea calycibus inermibus: squamis lanceolatis, foliis linearibus confertis integerrimis* in *Hortus cliffortianus* (1738: 420–421), but does not appear to be cited explicitly in any of Linnaeus's other works, although the *Hortus cliffortianus* name is included in the protologue of *Serratula chamaepeuce*. Linnaeus transferred the species to the genus *Stachelina* in *Systema naturae* 12th ed. (1767b: 538). The Alpino figure is a good likeness of *Ptilostemon chamaepeuce* and was designated as the lectotype by Greuter (1975: 417).

36. 'Tragoriganum', p. 79, fig. p. 78.

B. & S.: *Satureja thymbra* L.

Comments: Linnaeus includes the Alpino element in the synonymy of *Thymus tragoriganum* Turra (currently *Satureja thymbra*) in *Mantissa plantarum* (1767a: 84). Various authors have wrongly attributed this binomial to Linnaeus. Its first valid publication is by Turra in *Farselia plantae genus*: 11 (1765), and not Linnaeus in *Mantissa plantarum*, where explicit reference to Turra is given.

2. *Thymus* (*Tragoriganum*) caule suffruticoso erecto, floribus verticillatis, foliis hispidis acuminatis.

Tragoriganum creticum: *Bauh. pin.* 223. *Raj. hist.* 1. p. 523. *

Tragoriganum magnum. *Alp. exot.* 79. f. 78. *

Tragoriganum II. altera species. *Clus. hist.* 1. p. 355.

Habitat in Creta. †

Planta suaveolens. Caules pedales, ramosi, hirsuti. Folia opposita petiolata, utrinque acuminata, hispida, rigidiuscula. Flores verticillati caeruleo-scentes.

Ufus *Thymi vulgaris* Lin.

There appear to be two extant original elements for *Thymus tragoriganum*: the Alpino figure and the figure captioned 'Tragoriganum II. altera species' in Clusius, *Rariorum plantarum historiae* 1: 355 (1601)! Both figures are moderately good likenesses of *Satureja thymbra*, albeit somewhat stylized. Alpino's figure, being the less stylized of the two, is here designated as the lectotype of *T. tragoriganum* (Fig. 12).

37. 'Thymbra', p. 81, fig. p. 80.

78 PROSPERI ALPINI
Tragoriganum.



Tragori-

Fig. 12 The lectotype of *Thymus tragoriganum* Turra: Alpino, *Pl. exot.*: 78 (1627).



181.9

Alpino

Lithospermum fruticosum
Herb. Linn. No. 181.9

L. fruticosum

Fig. 11 The lectotype of *Lithospermum fruticosum* L.: Herb. Linn. No. 181.9 (LINN).

Comments: The Alpino element appears not to be mentioned in any of Linnaeus's works.

38. '**Stratiotes millefolia Cretica**', p. 84, fig. p. 83.

S.: *Achillea cretica* L.

B. & S.: *Achillea cretica* L.

Comments: The Alpino element appears not to be mentioned in any of Linnaeus's works. The figure is greatly stylized, but most probably does indeed depict *Achillea cretica*.

39. '**Gaidaro thymum**', p. 87, fig. p. 86.

L.: 'Stachys spinosa cretica. C.B. 236. T. cor. 11.'

B. & S.: *Stachys spinosa* L.

Comments: The Alpino element does not appear to be mentioned in any of Linnaeus's works, although the Bauhin polynomial in Linnaeus's annotation is included in the protologue of *Stachys spinosa* in *Species plantarum* (1753: 581–582). Both the Bauhin and Tournefort polynomials in Linnaeus's annotation are included in the synonymy of *Stachys ramulis spina terminatis* in *Hortus cliffortianus* (1738: 310), but do not appear to be cited explicitly in any of Linnaeus's other works, although the *Hortus cliffortianus* name is included in the protologue of *Stachys spinosa*. The figure is slightly stylized but obviously depicts *S. spinosa*.

40. '**Ladanum Creticum**', p. 89, fig. p. 88.

L.: 'Cistus ladanifera cretica, flore purpureo. T. cor. 19'.

S.: *Cistus creticus* L.

B. & S.: *Cistus creticus* L.

Comments: Linnaeus includes the Alpino element in the synonymy of *Cistus ladanifera cretica, flore purpureo*, which is ascribed to Tournefort, in *Materia medica* (1749: 92). He also cites it in the synonymy of *Cistus creticus* in *Species plantarum* 2nd ed. (1762: 738), together with the Tournefort polynomial from his annotation, but neither name is included in the protologue of that species in *Systema naturae* 10th ed. (1759a: 1077). The figure almost certainly depicts one of the Cretan species of *Cistus*, but it is impossible to be certain which one.

41. '**Chamecistus**', p. 93, fig. p. 92.

B. & S.: *Cistus parviflorus* Lam.

Comments: The Alpino element appears not to be mentioned in any of Linnaeus's works. Baldacci and Saccardo may indeed be correct in their determination, but it is not possible to be certain whether the figure depicts a species of *Cistus*, *Fumana* or *Helianthemum*.

42. '**Pseudo cistus ledum**', p. 95, fig. p. 94.

Comments: The Alpino element appears not to be mentioned in any of Linnaeus's works.

43. '**Pseudo cistus ledum alter**', p. 97, fig. p. 96.

B. & S.: indet.

Comments: The Alpino element appears not to be mentioned in any of Linnaeus's works. The figure does not seem to depict any known Cretan plant.

44. '**Hyosciamus Aureus**', p. 99, fig. p. 98.

L.: 'Hyoscyamus creticus luteus major. C.B. 169. prod. 92. Tournef. cor. 5.'

B. & S.: *Hyoscyamus aureus* L.

aureus. 3. HYOSCYAMUS foliis petiolatis, floribus pedunculatis. *Hort. cliff. 56. Roy. lugdb. 422.*
Hyoscyamus creticus luteus major. Baux. pin. 169. prodr. 92.
 β. *Hyoscyamus creticus luteus minor. Baux. pin. 169.*
Hyoscyamus aureus. Alp. exot. 99. t. 98.
Habitat in Crcta. ☉

Comments: Both the Alpino element and the Bauhin polynomial in Linnaeus's annotation are included in the protologue of *Hyoscyamus aureus* in *Species plantarum* (1753: 180), the former under the unnamed variety β. In choosing a lectotype for *H. aureus*, Alpino's figure should be avoided since it is a stylized and inaccurate depiction of the species. The other five extant original elements for the name appear to be specimens in Herb. Linn. No. 244.4 (LINN!), Herb. Clifford: 56, *Hyoscyamus* No. 3 (2 sheets: fol. A and fol. B) and No. 3β (BM!), and the figure captioned 'Hyoscyamus Creticus luteus maior' in Bauhin, *Prodromus theatri botanici*: 92 (1620)! The Bauhin figure does not accurately depict the inflorescence of *H. aureus*, while the specimen in the Linnaean Herbarium and No. 3β in the Clifford Herbarium both belong to *H. albus* L. Of the remaining two specimens in the Clifford Herbarium, one (No. 3, fol. B) is sterile and cannot be identified with absolute confidence, whereas the other (No. 3, fol. A) is fertile, clearly belongs to *H. aureus* as currently understood, and is here designated as the lectotype (Fig. 13). Schönbeck-Temesy (1972: 70) designated a specimen in Herb. Linn. No. 244.3 (LINN) which indeed represents *H. aureus*. However, Linnaeus's annotation of this specimen does not include a species number from *Species plantarum*, which almost certainly means that it was not received by Linnaeus until after 1753 and is not, therefore, relevant original material for *H. aureus*. For this reason, Schönbeck-Temesy's typification is ineffective.

45. '**Rosmarinum stecadis facie**', p. 103, fig. p. 102.

L.: 'Teucrium frutescens, stoechadis arabicae folio & facie. T. cor. 14.'

S.: *Teucrium creticum* L.

B. & S.: indet.

Comments: Linnaeus includes the Alpino element in the protologue of *Teucrium creticum* in *Species plantarum* (1753: 563). The Tournefort polynomial in Linnaeus's annotation is included in the synonymy of *Teucrium foliis lanceolatis linearibus integerrimis sessilibus, floribus solitariis pedunculatis* in *Hortus cliffortianus* (1738: 302), but does not appear to be cited explicitly in any of Linnaeus's other works, although the *Hortus cliffortianus* name is included in the protologue of *Teucrium creticum*. The plant depicted by Alpino is somewhat stylized, but is obviously a species of *Teucrium*, although almost certainly not *T. creticum*, since that species has never reliably been recorded from Crete. Instead, it may be the eastern Mediterranean *T. brevifolium* Schreb. The lectotype of *T. creticum* is a specimen in Herb. Linn. No. 722.11 (LINN), designated as such by Ekim (1982: 56).

46. '**Arundo Graminea aculeata**', p. 105, fig. p. 104.

L.: 'Cenchrus'.

S.: *Cenchrus frutescens* L. (see below).

B. & S.: indet.

fruticosa. 5. CENCHRUS capitulis lateralibus sessilibus, foliis mucronatis, caule fruticoso.
Arundo graminea aculeata. *Alp. exot.* 109. t. 104.
Gramen orientale spicatum fruticosum spinosum, spicis echinatis in capitulum congestis. *Tournef. cor.* 39.
Habitat in America. 5

Comments: Linnaeus includes the Alpino element in the protologue of *Cenchrus frutescens* in *Species plantarum* (1753: 1050). The only extant original element appears to be the Alpino figure, and the only other synonym given by Linnaeus is the unillustrated *Gramen orientale spicatum fruticosum spinosum, spicis echinatis in capitulum congestis* (Tournefort, 1703: 39). Linnaeus's habitat statement 'America' seems to be at odds with both the Cretan provenance of Alpino's plant and the 'orientale' in Tournefort's name. This is altered to 'Armenia' in *Species plantarum* 2nd ed. (1763: 1489).

The name *Cenchrus frutescens* is no longer in use, and its taxonomic application is unclear. Sibthorp & Smith (1806–1809: 76) consider it a very obscure species, but nevertheless give it from coastal sands in Crete, as well as southern Greece and the Greek islands. Raulin (1869: 572) also considers it a very doubtful species, gives it from maritime sands in Crete, and cites a note by Sieber (1822) claiming its identity with *Arundo donax* L. Rechinger (1943: 771) includes the name, with some doubt, in the synonymy of *Arundo plinii* Turra.

Neither *Arundo donax* nor *A. plinii* is recognizable in Alpino's plate. Instead, the plant depicted strongly resembles a growth form of *Phragmites australis* (Cav.) Trin. ex Steud. that occurs in Crete in places which are only seasonally wet, including maritime sands adjoining streams and marshes. Such plants have sprawling, branching stems, short internodes and leaves, sharply pointed leaf-apices, and appear never to flower. *Cenchrus frutescens* could be considered a taxonomic synonym of *P. australis*, if the Alpino plate were designated as the lectotype and a suitable Cretan specimen exhibiting the sterile growth form were designated as the epitype. However, under these circumstances, a change of name would be necessary for *P. australis*, which is based on *Arundo australis* Cav. in *Anales de historia natural, Madrid* 1: 100 (1799), since the earliest available epithet at the rank of species would be *frutescens* (1753). (*Arundo phragmites* L., *Sp. pl.* 1: 81 (1753) is also a taxonomic synonym of *P. australis*, but its epithet cannot, of course, be used within the genus *Phragmites* without forming a tautonym.) In order not to destabilize the nomenclature of *P. australis*, which is a widespread and well known species, the rejection of the name *C. frutescens* seems appropriate. A formal proposal has been submitted to *Taxon*.

47. 'Thlaspi clipeatum arborescens creticum', p. 107, fig. p. 106.

B. & S.: *Iberis sempervirens* L.

Comments: The Alpino element appears not to be mentioned in any of Linnaeus's works. The figure seems to depict a plant belonging to the Brassicaceae, but is so stylized that it is not possible to identify it even to the rank of genus.

48. 'Verbasculum saluifolium', p. 109, fig. p. 108.

L.: 'Phlomis cretica fruticosa, folio subrotundo, flore luteo. T.C. 10.'

B. & S.: *Phlomis lanata* Willd.

Comments: The Alpino element appears not to be mentioned in any of Linnaeus's works, although the Tournefort polynomial in Linnaeus's annotation is included in the protologue of *Phlomis fruticosa* L. in *Species plantarum* (1753: 584–585), under the unnamed var. β . The figure is a good likeness of *P. lanata*.

49. 'Rubea arborescens', p. 111, fig. p. 110.

L.: 'Rubia cretica frutescens tenuifolia. Tournef. cor. 4.'

B. & S.: *Crucianella maritima* L.

Comments: Neither the Alpino element nor the Tournefort polynomial in Linnaeus's annotation appears to be mentioned in any of Linnaeus's works. The figure exhibits the whorled leaves and spike-like, terminal inflorescences found in *Crucianella*, but is not an accurate depiction of *C. maritima* because it has leaves in whorls of five, not four, and lacks the imbricate, ovate bracts characteristic of that species. *C. maritima* is a western Mediterranean species and is not known to occur in Crete.

50. 'Horminum Creticum', p. 113, fig. p. 112.

B. & S.: *Salvia horminum* L. (currently *S. viridis* L.)

Comments: The Alpino element appears not to be mentioned in any of Linnaeus's works. The plant depicted by Alpino is somewhat stylized, but is obviously *Salvia viridis*.

51. 'Leontopodium', p. 115 ['113'], fig. p. 114 ['?106'].

L.: 'Plantago cretica minima tomentosa, caule adunco. Tournef. cor. 5.' / 'Holosteum s. Leontopodium creticum. C.B. 190'.

B. & S.: indet.

Comments: Linnaeus includes the Alpino element in the synonymy of *Plantago foliis linearibus, scapo brevissimo, spica subrotunda nutante*, in *Hortus cliffortianus* (1738: 36–37), but does not appear to cite it explicitly in any of his other works, although he includes the *Hortus cliffortianus* name in the protologue of *Plantago cretica* L. in *Species plantarum* (1753: 114). The Bauhin polynomial in Linnaeus's annotation is included in the same protologue, but not that of Tournefort, which is included in the synonymy of the aforementioned *Hortus cliffortianus* name as well as under *Plantago cretica* in *Species plantarum* 2nd ed. (1762: 165). The plant depicted by Alpino is stylized, but could be interpreted as being *P. cretica*.

52. 'Argentea', p. 117, fig. p. 116.

L.: 'Jacea cretica laciniata argentea, fl. parvo flavescente. T.C. 32'.

B. & S.: *Centaurea argentea* L.

Comments: The Alpino element appears not to be mentioned in any of Linnaeus's works, although the Tournefort polynomial in Linnaeus's annotation is included in the protologue of *Centaurea argentea* in *Species plantarum* (1753: 912–913). The

plant depicted by Alpino is somewhat stylized, but it seems likely that it is indeed *C. argentea*.

53. '*Leucoium luteum vtriculato semine*', p. 119 ['117'], fig. p. 118 ['110'].

L.: '*Alyssoides fruticosum creticum, leucoji folio incano*. T.C. 15.'

S.: *Alyssum creticum* L. (currently *Lutzia cretica* (L.) Greuter & Burdet).

B. & S.: *Alyssum creticum* L.

9. ALYSSUM caule herbaceo erecto, foliis incanis lanceolatis integerrimis, filiculis inflatis. *erpticum*.

Alyssoides fruticosum creticum, leucoji folio incano.

Tournef. cor. 15.

Leucojum luteum, utriculato semine. Alp. exot. 117. t. 118.

Habitat in Creta.

Comments: Linnaeus includes the Alpino element in the protologue of *Alyssum creticum* in *Species plantarum* (1753: 651), together with the Tournefort polynomial in his annotation. There appear to be only one or two extant original elements for *A. creticum*: the Alpino figure and Loefling 476a, a specimen in Herb. Linn. No. 828.20 (LINN!). The specimen was probably sent to Linnaeus in October 1753 (López González, pers. comm., 1994) and cannot, with certainty, be considered relevant material for a name published in *Species plantarum* (1 May 1753). Moreover, Linnaeus has annotated the sheet with '9 creticum', but the material was collected in the Madrid region of Spain and clearly belongs to *Aurinia sinuata* (L.) Griseb., based on *Alyssum sinuatum* L., also first published in *Species plantarum* (loc. cit.). The Loefling specimen would make an unfortunate choice of lectotype for *Alyssum creticum* (if it were accepted as an original element), since this would disrupt the current usage of both this name and *A. sinuatum*. Therefore, Alpino's figure is here designated as the lectotype of *A. creticum* (Fig. 14), with the following specimen as the epitype, since the plant depicted is stylized and an inaccurate representation of *Lutzia cretica*, in that the flowers can clearly be seen to have five petals instead of four: Iter Aegaeum VI [Crete], *Alyssum creticum* L., 2 March 1944, Bickerich sub Rechinger 15302 (BM) (Fig. 15).

The provenance of Loefling's specimen is interesting, since *Aurinia sinuata* is nowadays known only from south-eastern Italy and the western part of the Balkan peninsula. Clusius (1576: 420–421) may have been the first to record the species from Spain: 'Crescit quibusdam Castellae locis incultis & secus vias', and the later publication of the same description and illustration (Clusius, 1601: 134) is cited by Linnaeus in the protologue of *Alyssum sinuatum*, and is probably the basis of his habitat statement 'Hispaniae incultis, ad vias'. There is good evidence, therefore, that the species once occurred in Spain. It would appear that when Linnaeus received Loefling's specimen, he misidentified it as *A. creticum*, and accordingly added Spain to his habitat statement for that name in *Species plantarum* 2nd ed. (1763: 910).

54. '*Leucoium Caeruleum marinum*', p. 121, fig. p. 120.

Comments: The Alpino element appears not to be mentioned in any of Linnaeus's works.

55. '*Verbasculum Sylvestre Creticum*', p. 123, fig. p. 122.

S.: *Celsia arcturus* (L.) L. (currently *Verbascum arcturus* L.)
B. & S.: *Celsia arcturus* (L.) L.

Comments: The Alpino element is included in the synonymy of *Verbascum arcturus* in *Species plantarum* 2nd ed. (1762: 254), but not in the protologue of that name in the first edition (1753: 178). The species was transferred to the genus *Celsia* by Linnaeus in *Systema naturae* 13th ed. (1774: 469). The plant depicted by Alpino is obviously *V. arcturus*.

56. '*Cardus pinea Teophrasti cum radice*', p. 126, fig. p. 124;
'*Cardui pineae Figura altera sine radice*', fig. p. 125.

L.: '*Cnicus carlinae folio, acaulos, gummifer aculeatus, fl. purpureo*. T.C. 33.' / '*Carlina acaulis gummifera*. C.B. 380.' [on p. 124].

S.: *Acarina gummifera* (L.) Willd. (currently *Atractylis gummifera* L.)

B. & S.: *Carlina gummifera* (L.) Less. (currently *Atractylis gummifera*).

Comments: Linnaeus includes both Alpino elements in the protologue of *Atractylis gummifera* in *Species plantarum* (1753: 829), together with the Tournefort and Bauhin polynomials in his annotation. Alpino's figures are good depictions of the large capitulum of *A. gummifera*, but the linear leaves shown in the figure on page 124 are inaccurate. The lectotype is a specimen in Herb. Linn. No. 971.1 (LINN), designated as such by Petit (1987: 412).

57. '*Echium Creticum*', p. 130, fig. p. 129.

L.: '*Symphytum creticum, echii folio angustiore, longis villis horrido, flore croceo*. Tournef. cor. 6.'

S.: *Onosma simplicissimum* L.

B. & S.: *Onosma simplicissimum* L.

¹²² *simplicissimum* 1. ONOSMA foliis confertifsimis lanceolato-linearibus pilosis.

Echium creticum. Alp. exot. 130. t. 129. Moris. hist. 3, p. 439. f. 11. t. 27. f. 3?

Habitat in Sibiria. Gmelin. 2.


Caules spississimi, simplices, lignosi, interdum ad basin uno alterove ramo. Folia confertifsimia ut fere basi imbricata, digiti fere longitudine, angustissime lanceolata & fere linearia, basi attenuata. Racemi saepius duo, caules terminantes, vix pedunculati.

Flores Symphyti absque palis. Symphytum creticum Tournef. cor. esse nequit, cum folia pilis brevissimis adpersa.

Comments: Linnaeus includes the Alpino element in the protologue of *Onosma simplicissimum* in *Species plantarum* 2nd ed. (1762: 196) where, in the description, he comments on the Tournefort polynomial in his annotation: '*Symphytum creticum* Tournef. cor. esse nequit, cum folia pilis brevissimis adpersa.' Alpino's plant is obviously a member of the Boraginaceae, but cannot with certainty be referred to any particular Cretan species. In choosing the lectotype for *O. simplicissimum*, the figure should be avoided, since it is clearly not an *Onosma* and anyway *O. simplicissimum* is a mainly Siberian and central Asian species not known to occur in Crete. The only other extant original elements for this name appear to be a specimen in Herb. Linn. No. 187.1 (LINN!) and the figure captioned '*Buglossum creticum, flore luteo minus, Nobis*' in Morison, *Plantarum historiae universalis oxoniensis* 3: s. 11, t. 28, f. 12 (1699)! The figure is very stylized, presumably again based on a Cretan plant, and is

110 PROSPERI ALPINI

Leucoium luteum vtriculato femine.



Leucoium

Fig. 14 The lectotype of *Alyssum creticum* L.: Alpino, *Pl. exot.*: 118 [110'] (1627).



Hyoscyamus
aureus L.

A

7 p. 56. 3

Fig. 13 The lectotype of *Hyoscyamus aureus* L.: Herb. Clifford: 56, *Hyoscyamus* No. 3, fol. A (BM).

barely recognizable as an *Onosma*. In contrast, the specimen in the Linnaean Herbarium clearly belongs to *O. simplicissimum* and is, therefore, here designated as the lectotype (Fig. 16).

58. '**Nardus Montana Cretica**', 133, fig. p. 132.

B. & S.: *Valeriana asarifolia* Dufr.

Comments: The Alpino element appears not to be mentioned in any of Linnaeus's works. The figure obviously depicts *Valeriana asarifolia*.

59. '**Viscaria maxima Cretica**', p. 136, fig. p. 135.

B. & S.: indet.

Comments: The Alpino element appears not to be mentioned in any of Linnaeus's works. The figure appears to depict a member of the Caryophyllaceae, and the large basal leaf-rossette and whorled inflorescence strongly suggest *Silene gigantea* (L.) L.

60. '**Anchusa humilis**', p. 139, fig. p. 138.

B. & S.: *Anchusa cespitosa* Lam.

Comments: The Alpino element appears not to be mentioned in any of Linnaeus's works. The plant depicted may be *Anchusa cespitosa* but, if so, is inaccurate, since the flowers are clearly those of a member of the Fabaceae.

61. '**Equisetum Montanum Creticum**', p. 141, fig. p. 140.

S.: *Ephedra fragilis* Desf.

B. & S.: *Ephedra campylopoda* C.A. Mey. (currently *E. foeminea* Forssk.)

Comments: The Alpino element appears not to be mentioned in any of Linnaeus's works. The plant depicted is obviously *Ephedra foeminea*, which is closely related to *E. fragilis* and is the only representative of the genus known to occur in Crete.

62. '**Marrubium nigrum Creticum**', p. 143, fig. p. 142.

B. & S.: *Ballota nigra* L.

Comments: The Alpino element appears not to be mentioned in any of Linnaeus's works. The figure does not appear to depict *Ballota nigra* or indeed any other known Cretan plant.

63. '**Saxiphraga**', p. 145, fig. p. 144.

B. & S.: indet.

Comments: The Alpino element appears not to be mentioned in any of Linnaeus's works. The plant depicted may be a member of the Lamiaceae, but there are insufficient diagnostic features to enable full identification.

64. '**Polium Gnaphaloides**', p. 147, fig. p. 146.

B. & S.: *Diotis candidissima* Desf. (currently *Otanthus maritimus* (L.) Hoffmanns. & Link).

Comments: The Alpino element appears not to be mentioned in any of Linnaeus's works. The figure almost certainly depicts *Otanthus maritimus*, albeit somewhat stylized.

65. '**Santulina flore amplo**', p. 149, fig. p. 148.

B. & S.: *Santolina rosmarinifolia* L.

Comments: The Alpino element appears not to be mentioned in any of Linnaeus's works. The plant depicted is obviously a member of the Asteraceae, but does not appear to correlate with any known Cretan species. *Santolina rosmarinifolia* is a western Mediterranean species and is not known to occur in Crete.

66. '**Holosteum**', p. 151, fig. p. 150.

B. & S.: *Plantago cretica* L.

Comments: The Alpino element appears not to be mentioned in any of Linnaeus's works. The plant depicted may be a *Plantago*, but it is greatly stylized if it is indeed *P. cretica*.

67. '**Eryngium trifolium**', p. 153, fig. p. 152.

B. & S.: *Eryngium ternatum* Poir.

Comments: The Alpino element appears not to be mentioned in any of Linnaeus's works. Baldacci and Saccardo are correct: the figure is somewhat stylized, but obviously depicts *Eryngium ternatum*.

68. '**Daucus stellatus**', p. 155, fig. p. 154.

Comments: The Alpino element appears not to be mentioned in any of Linnaeus's works.

69. '**Anthilis**', p. 157, fig. p. 156.

L.: 'Quamoclit minima humifusa palustris, herniariae folio. Tournef. cor. 4.'

B. & S.: *Cressa cretica* L.

Comments: Linnaeus includes the Alpino element in the protologue of *Cressa cretica* in *Species plantarum* (1753: 223), together with the Tournefort polynomial in his annotation. The plant depicted by Alpino is a good likeness of *C. cretica*, albeit slightly simplified. The lectotype is a specimen in Herb. Linn. No. 317.1 (LINN), designated as such by Verdcourt (1963: 33).

70. '**Carduus Eryngioides capite spinoso**', p. 159, fig. p. 158.

S.: *Centaurea eryngioides* Lam.

Comments: The Alpino element appears not to be mentioned in any of Linnaeus's works.

71. '**Cyanus tomentosus**', p. 161, fig. p. 160.

L.: 'Jacea tomentosa, foliis undulatis. T. inst. 445'.

Comments: Neither the Alpino element nor the Tournefort polynomial in Linnaeus's annotation appears to be mentioned in any of Linnaeus's works.

72. '**Cyanus Spinusus**', p. 163, fig. p. 162.

L.: 'Jacea cretica aculeata incana. T. inst. 445'.

S.: *Centaurea spinosa* L.

B. & S.: *Centaurea spinosa* L.

Comments: Linnaeus includes the Alpino element in the protologue of *Centaurea spinosa* in *Species plantarum* (1753: 912), together with the Tournefort polynomial in his annotation. The plant depicted by Alpino is somewhat stylized, but



Fig. 16 The lectotype of *Orosma simplicissimum* L.: Herb. Linn. No. 187.1 (LINN).




Fig. 15 The epitype of *Abyssum creticum* L.: Bickerich sub Rechinger 15302 (BM).

- spinosa*. 15. **CENTAUREA** calyce subciliato, ramis spinosis.
Hort. cliff. 422. *
Jacca cretica aculeata incana. Tournef. inst. 445.
Stoebe spinosa cretica. Morif. hist. 3. p. 136.
Cyanus spinosus. Alp. exot. 165. t. 162.
Habitat in Creta

is a good likeness of *C. spinosa*. The three other extant original elements for this name appear to be specimens in Herb. Linn. No. 1030.20 (LINN!), Herb. Clifford: 422, *Centaurea* No. 15 (BM!) and the figure captioned 'Stoebe spinosa Cretica, Park. Cyanus peren: spinosus Creticus. Ponae' in Morison, *Plantarum historiae universalis oxoniensis* 3: s. 7, t. 25, f. 2 (1699)! Both of the specimens obviously belong to *C. spinosa* and show more of the diagnostic characters than either of the two figures. The specimen in the Clifford Herbarium is here designated as the lectotype of *C. spinosa* (Fig. 17) because, unlike that in the Linnaean Herbarium, it bears numerous capitula, with clearly visible involucre bracts, which are so important in the taxonomy of *Centaurea*.

73. '**Melanthium odoratum**', p. 165, fig. p. 164.

B. & S.: indet.

Comments: The Alpino element appears not to be mentioned in any of Linnaeus's works. The plant depicted by Alpino is greatly stylized and does not appear to represent any known Cretan plant.

74. '**Gallium Montanum Creticum**', p. 167, fig. p. 166.

L.: 'Aparine cretica [error for 'graeca'] saxatilis incana tenuifolia. Tournef. cor. 4.' / [deleted:] 'Cruciata cretica, fruticosa, flore albo. Tournef. cor. 4.'

S.: *Galium graecum* L.

B. & S.: *Galium graecum* L.

Comments: Linnaeus includes the Alpino element in the protologue of *Galium graecum* in *Mantissa plantarum* (1767a: 38), together with the first, undeleted Tournefort polynomial in his annotation. The plant depicted by Alpino's is obviously a member of the Rubiaceae and a moderately good likeness of *G. graecum*, but it is impossible to be sure if it is indeed that species. The lectotype is a specimen in Herb. Linn. No. 129.32 (LINN), designated as such by Ehrendorfer & Schönbeck-Temesy (1982: 826).

75. '**Spica Trifolia**', p. 169, fig. p. 168.

L.: 'Melilotus cretica humillima humifusa, fl. albo magno. T.C. 28.'

S.: *Trifolium uniflorum* L.

B. & S.: *Trifolium uniflorum* L.

Comments: Linnaeus includes the Alpino element in the protologue of *Trifolium uniflorum* in *Species plantarum* (1753: 771), together with the Tournefort polynomial in his annotation. The plant depicted by Alpino is stylized, but a moderately good likeness of *T. uniflorum*. The lectotype is a specimen in Herb. Linn. No. 930.50 (LINN), designated as such by Jafri (1980: 227).

76. '**Spicae trifoliae altera figura**', p. 171, fig. p. 170.

B. & S.: indet.

Comments: The Alpino element appears not to be mentioned in any of Linnaeus's works. The figure appears to depict a member of the Fabaceae, but it is impossible to identify it more fully.

77. '**Asciroides**', p. 173, fig. p. 172.

L.: 'Hypericum creticum amplissimo folio nitido. T. cor. 18.'
 B. & S.: *Hypericum hircinum* L.

Comments: Linnaeus includes the Alpino element in the synonymy of *Hypericum flore pentagyno, foliis ovato-oblongis glabris integerrimis* in *Hortus cliffortianus* (1738: 380), but does not appear to cite it explicitly in any of his other works, although he includes the *Hortus cliffortianus* name in the protologue of *Hypericum ascyron* L. in *Species plantarum* (1753: 783–784). The Tournefort polynomial in Linnaeus's annotation appears not to be mentioned in any of Linnaeus's works. The plant depicted by Alpino does not resemble a *Hypericum* or indeed any other known Cretan plant.

78. '**Cnicus singularis**', p. 175, fig. p. 174.

B. & S.: *Carduncellus caeruleus* (L.) C. Presl

Comments: The Alpino element appears not to be mentioned in any of Linnaeus's works. Baldacci and Saccardo may well be correct in their determination: the plant depicted is a very good likeness of *Carduncellus caeruleus*.

LIBER SECUNDUS

1. No. 1 does not illustrate a plant.

2. '**Ligustrum nigrum**', p. 179, fig. p. 178.

S.: *Syringa persica* var. *laciniata* L.

Comments: The Alpino element appears not to be mentioned in any of Linnaeus's works.

3. '**Datura Contarena**', p. 182, fig. p. 181 ['167'].

Comments: The Alpino element appears not to be mentioned in any of Linnaeus's works.

4. '**Conuoluulus Arabicus**', p. 186, fig. p. 185.

S.: *Convolvulus paniculatus* L. (currently *Ipomoea mauritanica* Jacq.)

Comments: The Alpino element appears not to be mentioned in any of Linnaeus's works.

5. '**Rhaponticum**', p. 188, fig. p. 187.

Comments: Linnaeus includes an Alpino element with the same polynomial but from a different work (Alpino, 1719) in the protologue of *Rheum rhaponticum* L. in *Species plantarum* (1753: 371–372).

6. '**Hyosciamus albus Aegyptius**', p. 193, fig. p. 192.

Comments: Linnaeus includes the Alpino element in the protologue of *Hyoscyamus muticus* L. in *Mantissa plantarum* (1767a: 45), but with some doubt, since he cites the reference

muticus. 6. *HYOSCYAMUS* foliis petiolatis ovatis acutangulis, calycibus muticis, bracteis indivisis.

Hyoscyamus albus aegyptius. *Alp. exot.* 193. t. 192?

Habitat in Aegypto, Arabia. ♂.

Caulis pedalis, crassitie digiti, erectus, teretisculus, subpubescens; Ramis axillaribus, brevioribus. Folia alterna, petiolata, ovata, obtuse sinuata, acutius utrinque biangulata, acuta, laevia, integerrima, pubescens: Petiolis pubescentibus. Floralia folia subpetiolata, ovata s. ovato-oblonga, integra, alternis floribus bina, alternis solitaria. Racemus secundus apice incurvatus. Calyx campanulato-infundibuliformis, quinquefidus: laciniis latiusculis, minimeque spinosis. Corolla calyce paulo longior, non vero laetior, subcampanulata, quinquefidus: laciniis 3 superioribus latioribus; inferioribus 2 minoribus, profunde separatis; color corollae primum extus viridis, demum albidus; intus atropurpureus, laciniis inferioribus 2 albidis; ultimo corolla tota alba immaculata evadit. Stamina 5 declinata, purpurea, corolla paulo longiora. Pistillum longius, declinatum. H. U.

3. *Bunias* (*spinosa*) filiculis ovato-acutis, ramis spinosis floriferis. *Brassica spinosa.* *Bauh. pin.* 111. *prodr.* 54. t. 54.* *Bauh. hist.* 2. p. 835.* *Raj. hist.* 1. p. 797. *Alp. exot.* 201. t. 200.* *Habitat in Aegypto, in Ethiopia, in Syria & in Judaea. Celeb. Donati femina ex Aegypto in Italiam misit anno 1761. Planta cubitalis, ramosa, glabra. Folia petiolata, lanceolata, subdentata, alterna, glauca. Rami subnudi spinis decompositis terminati. Flores sparsi, rari, foliarii, subrubri. Fructus ovato-acuminati. Folia comeduntur in Aegypto uti Brassica oleracea.*

with a question mark. The only extant original element for this name appears to be Alpino's figure, which is indeed recognizable as a species of *Hyoscyamus*, but is stylized if intended to depict *H. muticus*. (The calyx is too short in relation to the corolla-tube and the spikes are insufficiently dense.) The figure is here designated as the lectotype of *H. muticus* (Fig. 18), and the following specimen as the epitype: *Plantae Sinaiticae*, ex Herb. Postian. apud Colleg. Syriens. *Protest.*, *Hyoscyamus muticus* L., Suez to Wadi Sudr, 28 February 1883, No. 106 (BM) (Fig. 19).

7. 'Cassabel Darrizà', p. 195, fig. p. 194.

Comments: The Alpino element appears not to be mentioned in any of Linnaeus's works.

8. 'Mosch, idest, *Bamia Muschata*', p. 197, fig. p. 196.

S.: *Hibiscus abelmoschus* L. (currently *Abelmoschus moschatus* Medik.)

Comments: Linnaeus includes the Alpino element in the synonymy of *Hibiscus foliis peltato-cordatis septemangulibus serratis hispida* in *Flora zeylanica* (1747: 119) and *Hortus upsaliensis* (1748: 206), but appears not to cite it explicitly in any of his other works, although he includes both the *Flora zeylanica* and *Hortus upsaliensis* names in the protologue of *Hibiscus abelmoschus* in *Species plantarum* (1753: 696).

9. 'Hypomaratum spheroccephalum', p. 199, fig. p. 198.

Comments: The Alpino element appears not to be mentioned in any of Linnaeus's works.

10. 'Brassica Spinosa', p. 201, fig. p. 200.

S.: *Bunias spinosa* Turra (currently *Zilla spinosa* (Turra) Prantl).

Comments: Linnaeus includes the Alpino element in the synonymy of *Bunias spinosa* in *Mantissa plantarum* (1767a: 96). Various authors have wrongly attributed this binomial to Linnaeus. Its first valid publication is by Turra in *Farsetia plantae genus*: 11 (1765), and not Linnaeus in *Mantissa plantarum*, where explicit reference to Turra is given.

There appear to be three extant original elements for *Bunias spinosa*: the Alpino figure and figures captioned 'Brassica spinosa' in Bauhin, *Prodromus theatri botanici*: 54

(1620)! and Bauhin, Cherler & Chabrey, *Historia plantarum universalis* 2: 835 (1651)! The Bauhin figures are identical, though one is reversed, and depict a sterile plant which cannot with any certainty be referred to *Zilla spinosa*. The Alpino figure is a much better likeness, and is here designated as the lectotype of *Bunias spinosa* (Fig. 20), with the following specimen as the epitype since the detail shown in the flowers is poor: Egypt, *Zilla spinosa* (Turra) Prantl, Suez, Wadi Iseili, tributary c. 24 km E. of Katamiya observatory, 13 June 1964, Osborn s.n. [ex Chicago Natural History Museum] (BM) (Fig. 21).

11. 'Sideritis Sambuci folia', p. 203, fig. p. 202.

S.: *Scrophularia sambucifolia* L.

Comments: Linnaeus includes the Alpino element in the synonymy of *Scrophularia sambucifolia* L. in *Species plantarum* 2nd ed. (1763: 865), but not in the protologue of that name in the first edition (1753: 620–621).

12. 'Scabiosa Centauroides', p. 205, fig. p. 204.

Comments: Linnaeus includes the Alpino element in the synonymy of *Scabiosa corollulis quadrifidis, foliis pinnatis, pinnis lanceolatis serratis* in *Hortus cliffortianus* (1738: 30), but appears not to cite it explicitly in any of his other works, although he includes the *Hortus cliffortianus* name in the protologue of *Scabiosa alpina* L. (currently *Cephalaria alpina* (L.) Roem. & Schult.) in *Species plantarum* (1753: 98).

13. 'Linaria semper virens', p. 207, fig. p. 206.

Comments: The Alpino element appears not to be mentioned in any of Linnaeus's works.

14. 'Borago echioides', p. 209, fig. p. 208.

Comments: The Alpino element appears not to be mentioned in any of Linnaeus's works.

15. 'Laserpitium', p. 211, fig. p. 210.

S.: *Ferula assa-foetida* L.

Comments: The Alpino element appears not to be mentioned in any of Linnaeus's works.

16. 'Lotus Aegyptia', p. 214, fig. p. 213; 'Loti Aegyptiae, quatuor prima folia, florem totum claudentia', fig. p. 216; 'Flos Loti Aegyptiae medijs foliolis arcuum modo inflexis', fig. p. 218; 'Flos Loti Aegyptiae folijs expansis ad naturalem fere magnitudinem', fig. p. 220; 'Loti Aegyptiae caput, in quo semina continentur', fig. p. 222; 'Loti Aegyptiae folium integrum', fig. p. 224; 'Loti Aegyptiae Radix', fig. p. 226.

S.: *Nymphaea lotus* L.

192 PROSPERI ALPINI
Hyosciamus albus Aegyptius.



Duds

Fig. 18 The lectotype of *Hyoscyamus muticus* L.: Alpino, *Pl. exot.*: 192 (1627).




Fig. 17 The lectotype of *Centaurea spinosa* L.: Herb. Clifford: 422, *Centaurea* No. 15 (BM).

260 PROSPERI ALPINI

Brassica Spinosa.



Alias

Fig. 20 The lectotype of *Bunias spinosa* Turra: Alpino, *Pl. exot.*: 200 (1627).



Fig. 19 The epitype of *Hyoscyamus muticus* L.: Plantae Sinaiticae, ex Herb. Postian. apud Colleg. Syriens. Protest. No. 106 (BM).

Comments: Linnaeus includes all the Alpino elements except the figure captioned 'Loti Aegyptiae folium integrum' (page 224) in the protologue of *Nymphaea lotus* L. in *Species plantarum* (1753: 511). The lectotype of *N. lotus* is the figure captioned 'Lotus Aegyptia' on page 213 of Alpino, designated as such by Verdcourt (1989: 179).

17. '**Colocassia macroriza, idest longae Radicis**', p. 231, fig. p. 230.

Comments: The Alpino element appears not to be mentioned in any of Linnaeus's works.

18. '**Colocassia Strogyloriza, idest rotundae radicis**', p. 237, fig. p. 236.

Comments: The Alpino element appears not to be mentioned in any of Linnaeus's works.

19. '**Sinapi Marinum Aegyptium**', p. 251, fig. p. 250.

Comments: The Alpino element appears not to be mentioned in any of Linnaeus's works.

20. '**Marum Aegyptiorum**', p. 253, fig. p. 252.

Comments: The Alpino element appears not to be mentioned in any of Linnaeus's works.

21. '**Cardus minima**', p. 255, fig. p. 254.

S.: *Acarua cancellata* (L.) All. (currently *Atractylis cancellata* L.)

B. & S.: *Atractylis cancellata* L.

cancelatâ. 4. ATRACTYLIS involucris cancellatis ventricosis linearibus dentatis, calycibus ovatis, floribus flocculosis.
Atractylis foliis linearibus dentatis, calycibus conniventibus. Hort. cliff. 395. Roy. lugdb. 137.
Acarua capitulis globosis. Bauh. pin. 379.
Eryngium parvum palmare, foliis serratis. Morif. bist. 3. p. 166. f. 7. t. 36. f. 16.
Carduus parvus. Bauh. bist. 3. p. 93. Raj. bist. 316.
Carduus minimus. Alp. exot. 254.
Habitat in Hispaniâ, Siciliâ, Cretæ agris. ☉
Receptaculum seâum paleis coalitis. Pappus plumosus, basi quasi monophyllos sub florescentia, corollulis longior. Læfving.

Comments: Linnaeus includes the Alpino element in the protologue of *Atractylis cancellata* in *Species plantarum* (1753: 830). The plant depicted is stylized, but may indeed be *A. cancellata*. The other six extant original elements for the name appear to be specimens in Herb. Linn. No. 971.5 (LINN), Herb. Linn. No. 333.5 (S), Herb. Clifford: 395, *Atractylis* No. 1 (BM) and Herb. van Royen, Leiden No. 900, 143–160 (L), and the figures captioned 'Carduus parvus' in Bauhin, Cherler & Chabrey, *Historia plantarum universalis* 3: 93 (1651) and 'Eryngium parvum foliis serratis, Nobis. Carduus parvus, I.B.' in Morison, *Plantarum historiae universalis oxoniensis* 3: s. 7, t. 36, f. 16 (1699). The specimen in the Clifford Herbarium agrees with the current usage of *A. cancellata*, is of good quality, with several capitula, and is here designated as the lectotype (Fig. 22) by Dr D.P. Petit (Université de Limoges). Alavi (1983: 212) designated a specimen in Herb. Linn. No. 971.4 (LINN). However, this specimen was received by Linnaeus from Allioni in 1757, and

cannot, therefore, have any relevance as an original element for a name published in 1753. For this reason, Alavi's typification is ineffective.

22. '**Hysopus Graecorum tempore hyemali**', p. 257, fig. p. 256; 'Hysopus Graecorum, tempore hyemali', fig. p. 258.

L.: '*Clinopodium creticum fruticosum, foliis lanceolatis. T. cor. 12*' [on p. 256].

Comments: Neither the Alpino element nor the Tournefort polynomial in Linnaeus's annotation appears to be mentioned in any of Linnaeus's works.

23. '**Nigella alba, flore simplici**', p. 261, fig. p. 260.

B. & S.: *Nigella sativa* L.

Comments: Linnaeus includes the Alpino element in the synonymy of *Nigella petalis subtricuspidatis foliis subpilosis* in *Hortus upsaliensis* (1748: 154), but does not appear to cite it explicitly in any of his other works, although he includes the *Hortus upsaliensis* name in the protologue of *Nigella sativa* in *Species plantarum* (1753: 534). The plant depicted by Alpino certainly appears to a species of *Nigella*, but there are insufficient diagnostic features shown to enable full identification.

24. '**Ranunculus creticus, echinatus latifolius**', p. 263, fig. p. 262.

S.: *Ranunculus muricatus* L.

B. & S.: *Ranunculus muricatus* L.

Comments: Linnaeus includes the Alpino element in the synonymy of *Ranunculus seminibus aculeatis, foliis simplicibus palmatis incisus* in *Hortus upsaliensis* (1748: 157), under the unnamed var. β , and in the synonymy of *Ranunculus muricatus* L. in *Species plantarum* 2nd ed. (1762: 780), but not in the protologue of that name in the first edition (1753: 555), although the *Hortus upsaliensis* name is cited there. The plant depicted by Alpino is somewhat stylized, but the only known Cretan species of *Ranunculus* it can possibly be is *R. muricatus*.

25. '**Chinopodium Creticum**', p. 265, fig. p. 264.

S.: *Satureja graeca* L.

B. & S.: *Micromeria graeca* (L.) Benth. ex Rchb. (currently *Satureja graeca*).

Comments: Linnaeus includes the Alpino element in the protologue of *Satureja graeca* in *Species plantarum* (1753: 568). The plant depicted by Alpino may indeed be a species of *Satureja*, but it shows insufficient diagnostic characters to establish its identity with a particular species, and *S. graeca* is anyway only doubtfully present in Crete. The lectotype is a specimen in Herb. Linn. No. 723.4 (LINN), designated as such by Morales Valverde (1991: 143). The Linnaean annotation of this specimen is confusing and the relevance of the material as an original element for *S. graeca* is not immediately apparent. Linnaeus has written 'Satureja' at the top of the sheet, '10 montana' at the bottom and, on the reverse, 'Clinopodium creticum. Alp. exot. 265' and 'Calamintha cretica, angusto folio oblongo. T. 194'. The number '10' ought to refer to a species of *Satureja* in *Species plantarum*,




Fig. 22 The lectotype of *Atractylis cancellata* L.: Herb. Clifford: 395, *Atractylis* No. 1 (BM).




Fig. 21 The epitype of *Bunias spinosa* Turra: Osborn s.n. (BM)

but evidently does not, since only nine are included there. The inclusion of the Alpino polynomial and reference on the reverse of the sheet provide the link with *S. graeca*, to which the specimen clearly belongs taxonomically; it is definitely not *S. montana* L., which was also first published in *Species plantarum* (loc. cit.). The second polynomial on the reverse of the sheet is from Tournefort (1700: 194), but is not cited by Linnaeus in the protologue of either *S. graeca* or *S. montana*, and does not appear to be explicitly cited in any of his other works.

26. 'Rubea Argentea', p. 267, fig. p. 266.

B. & S.: indet.

Comments: The Alpino element appears not to be mentioned in any of Linnaeus's works. The figure appears to depict a member of the Rubiaceae, but is too stylized to allow identification even to the rank of genus.

27. 'Trifolium Corniculatum Creticum', p. 269, fig. p. 268 ['264'].

S.: *Lotus edulis* L.

B. & S.: *Lotus edulis* L.

Comments: Linnaeus includes the Alpino element in the synonymy of *Lotus edulis* in *Systema naturae* 12th ed. (1767b: 504), but not in the protologue of that name in *Species plantarum* (1753: 774), or in synonymy in the second edition (1763: 1090). The plant depicted by Alpino is a good likeness of *L. edulis*.

28. 'Trifolium falcatum', p. 271 ['257'], fig. p. 270 ['256'].

B. & S.: *Hymenocarpus circinnatus* (L.) Savi

Comments: The Alpino element appears not to be mentioned in any of Linnaeus's works. The figure obviously depicts *Hymenocarpus circinnatus*.

29. 'Melilotus quaedam Cretica', p. 273, fig. p. 272 ['260'].

B. & S.: *Lotus edulis* L.

Comments: The Alpino element appears not to be mentioned in any of Linnaeus's works. The figure certainly appears to depict a *Lotus*, but there are insufficient diagnostic features shown to enable full identification.

30. 'Trifolium Vesicarium', p. 275, fig. p. 274.

Comments: The Alpino element appears not to be mentioned in any of Linnaeus's works.

31. 'Scorzonera illirica', p. 277, fig. p. 276.

Comments: The Alpino element appears not to be mentioned in any of Linnaeus's works.

32. 'Ebenus Cretica', p. 279, fig. p. 278.

S.: *Anthyllis cretica* (L.) Lam. (currently *Ebenus cretica* L.)

B. & S.: *Ebenus cretica* L.

Comments: Linnaeus includes the Alpino element in the protologue of *Ebenus cretica* in *Species plantarum* (1753: 764). The figure is stylized, but is recognizable as *E. cretica*. The lectotype is a specimen in Herb. Linn. No. 929.1

(LINN), designated as such by Turland (1993: 44).

33. 'Iacea maxima', p. 282, fig. p. 281.

S.: *Centaurea babylonica* (L.) L.

Comments: Linnaeus includes the Alpino element in the synonymy of *Serratula babylonica* L. in *Species plantarum* 2nd ed. (1763: 1148–1149), but not in the protologue of that name in *Systema naturae* 10th ed. (1759a: 1199). He transferred the species to the genus *Centaurea* in *Mantissa plantarum altera* (1771: 460).

34. 'Scordotis', p. 284, fig. p. 283.

L.: 'Cataria cretica humilis scordioides. Tournef. cor. 13.' / 'Scordium alterum lanuginosius verticillatum. C.B. 248'.

S.: *Nepeta scordotis* L.

B. & S.: *Scutellaria sieberi* Benth.

157. NEPETA (*Scordotis*) foliis cordatis obtusis, floribus verticillatis.

Scordium alterum lanuginosius verticillatum. *Bauh.* pin. 248.

Scordotis. *Alp. exot.* 284. t. 283. *Cluj. bisp.* 2. p. 312.

Habitat in Creta. *Miller.* 24

Planta pedalis. *Caulis pilosus. Folia opposita, petiolata, cordata, obtusa, crenata, rugosa, tomentosa, crassiuscula. Flores verticillati. Bractæ lanceolatae, erectae, pilosae, longitudine calycis. Calyces pilosi. Corollae albæ: Labro concavo crenato punctis purpurascensibus. Filamenta subincarnata.*

Comments: Linnaeus includes the Alpino element in the protologue of *Nepeta scordotis* in *Centuria II* (1756: 20), together with the Bauhin polynomial in his annotation. The plant depicted by Alpino is stylized and a poor likeness of *N. scordotis*, but is certainly not *Scutellaria sieberi*, as Baldacci and Saccardo suggest. The only other extant original elements for *N. scordotis* appear to be specimens in Herb. Linn. No. 726.23 and No. 726.24 (LINN!). The former specimen is in agreement with the current usage of *N. scordotis*, but is generally smaller and less densely villous than more recent specimens from Crete which have been examined at BM. This is probably a result of its having been grown in cultivation in the botanic garden at Uppsala, as indicated by Linnaeus's annotation 'HU' (for *Hortus Upsaliensis*) on the sheet. The latter specimen is clearly not *N. scordotis*, as currently understood, and is most probably referable to either *N. italica* L. or a species in the *N. sibthorpii* Benth. complex. Therefore, the specimen in Herb. Linn. No. 726.23 (LINN) is here designated as the lectotype of *N. scordotis* (Fig. 23). The type indication by Siddiqi (1985: 96) does not constitute valid lectotypification, since both sheets in the Linnaean Herbarium are referred to as 'type'.

35. 'Staebe plantaginifolia', p. 287, fig. p. 286.

S.: *Catananche lutea* L.

B. & S.: *Catananche lutea* L.

Comments: Linnaeus includes the Alpino element in the protologue of *Catananche lutea* in *Species plantarum* (1753: 812–813). The figure is a good likeness of *C. lutea*, and is only slightly stylized in that the capitula are too small. The

lectotype is a specimen in Herb. Linn. No. 961.3 (LINN), designated as such by Alavi (1983: 326).

36. 'Marù Creticum', p. 289, fig. p. 288.

L.: 'Majorana cretica, origani folio, villosa, saturejae odore, flore purpurascente. T. cor. 13.'

S.: *Origanum maru* L. (currently *O. syriacum* L.)

B. & S.: indet.

Comments: Linnaeus includes the Alpino element in the protologue of *Origanum maru* in *Species plantarum* 2nd ed. (1763: 825), together with the Tournefort polynomial in his annotation. The plant depicted by Alpino indeed appears to be a species of *Origanum*, but not *O. syriacum*, which is not known to occur in Crete. Its general appearance and Alpino's statement 'flosculi purpurei' eliminate all Cretan species except *O. microphyllum* (Benth.) Vogel, of which it is a good likeness. The lectotype of *O. maru* is a specimen in Herb. Linn. No. 743.12 (LINN), designated as such by Ietswaart (1980: 88), who simultaneously (op. cit.: 87) designated it as the type of *O. syriacum*, which was first published by Linnaeus in *Species plantarum* (1753: 590). The specimen is indeed relevant original material for *O. maru*, but not for *O. syriacum*, since Linnaeus's annotation of the sheet merely consists of the name 'Maru'. Ietswaart's error was pointed out by Harley (1982: 86).

37. 'Saxiphraga altera', p. 292, fig. p. 291.

S.: *Saponaria cretica* L. (currently *Petrorhagia cretica* (L.) P.W. Ball & Heywood).

B. & S.: *Tunica cretica* (L.) Fisch. & C.A. Mey. (currently *Petrorhagia cretica*).

Comments: Linnaeus includes the Alpino element in the protologue of *Saponaria cretica* in *Species plantarum* 2nd ed. (1762: 584–585). The plant depicted is stylized and not clearly recognizable as belonging to the Caryophyllaceae, and anyway *Petrorhagia cretica* is not known to occur in Crete. The lectotype is a specimen in Herb. Linn. No. 580.4 (LINN), designated as such by Davis (1956: 164).

38. 'Galium Montanum alterum', p. 294, fig. p. 293.

L.: 'Cruciata cretica fruticosa, fl. albo. Tournef. cor. 4.'

Comments: Neither the Alpino element nor the Tournefort polynomial in Linnaeus's annotation appears to be mentioned in any of Linnaeus's works.

39. 'Canapis lutea Cretica ex Ioanne Pona', p. 296, fig. p. 295; 'Cannabis lutea fertilis Contareni', fig. p. 298; 'Canabis lutea sterilis Contareni', fig. p. 300.

L.: 'Cannabina cretica fructifera. Tourn. cor. 52' [on p. 295]; 'Cannabina cretica fructifera. T. cor. 52.' [on p. 298]; 'Cannabina cretica florifera. T. cor. 52.' [on p. 300].

S.: *Datisca cannabina* L. [pp. 295, 298 & 300].

B. & S.: indet. [p. 295]; *Datisca cannabina* L. [pp. 298 & 300].

Comments: Linnaeus includes all three Alpino elements in the protologue of *Datisca cannabina* L. in *Species plantarum* (1753: 1037). He cites the Tournefort polynomial *Cannabina cretica florifera*, from his annotation, in the synonymy of *Cannabina foliis pinnatis* in *Hortus cliffortianus* (1738: 57),

1. DATISCA caule laevi.

Cannabis foliis pinnatis. Hort. cliff. 457. Roy. lugdb. Cannabina.
221.

Cannabis lutea fertilis. Alp. exot. 300. t. 298. Morif.

bif. 3. p. 432. f. 8. t. 25. f. 4.

Luteola herba sterilis. Baub. pin. 100.

Cannabis lutea cretica. Alp. exot. 296. t. 295.

Cannabis lutea sterilis. Alp. exot. 301. t. 300.

Luteola herba foliis cannabinis. Baub. pin. 100.

Habitat in Creta. 2

but does not appear to cite it explicitly in any of his other works, although the *Hortus cliffortianus* name is included in the protologue of *D. cannabina*. Linnaeus seems accidentally to have transposed the Tournefort polynomials in his annotations on pages 298 and 300: in Tournefort (1703: 52), Alpino's *Cannabis lutea, fertilis Contareni* is cited as a synonym of *Cannabina cretica florifera*, while Alpino's *Cannabis lutea, sterilis Contareni* is cited under *Cannabis cretica fructifera*. The plant depicted by Alpino on page 295 is stylized but recognizable as a fruiting female individual of *D. cannabina*. That on page 298 is a poor likeness of a flowering shoot of a male plant, while that on page 300 is a much better likeness of a flowering shoot of a female plant. The three other extant original elements for *D. cannabina* appear to be specimens in Herb. Linn. No. 1196.1 (LINN!) and Herb. Clifford: 457, *Cannabis* No. 2 (BM!), and the figure captioned 'Cannabis lutea fertilis Contareni Prosp. Alp. de exot.' in Morison, *Plantarum historiae universalis oxoniensis* 3: s. 11, t. 25, f. 3 (1699)! Morison's figure is clearly copied from that of Alpino on page 300. As potential choices of lectotype, the two specimens not only agree with the current usage of the name, but show more of the diagnostic features than any of the four figures. Each specimen consists of part of a flowering shoot from a male plant: that in the Linnaean Herbarium is a median section, with racemes borne in the axils of pinnate leaves, while that in the Clifford Herbarium is the apical part, with fascicles of flowers borne in the axils of reduced, simple leaves. The specimen in the Linnaean Herbarium is more clearly recognizable as *D. cannabina* and is, therefore, here designated as the lectotype (Fig. 24).

40. 'Tithymalus Spinus Creticus', p. 303, fig. p. 302.

B. & S.: *Euphorbia acanthothamnos* Heldr. & Sart. ex Boiss.

Comments: The Alpino element appears not to be mentioned in any of Linnaeus's works. The plant depicted is greatly stylized, but is recognizable as *Euphorbia acanthothamnos*.

41. 'Oenanthe Stellata Cretica', p. 305, fig. p. 304.

B. & S.: indet.

Comments: The Alpino element appears not to be mentioned in any of Linnaeus's works. The figure may be a greatly stylized depiction of the variable *Oenanthe pimpinelloides* L. Certainly the leaves and fusiform root-tubers agree with that species.

42. 'Trifolium Clipeatum argenteum', p. 307, fig. p. 306.

S.: *Trifolium clypeatum* L.

B. & S.: *Trifolium argenteum* L. (see below).

Comments: Linnaeus includes the Alpino element in the protologue of *Trifolium clypeatum* in *Species plantarum* (1753: 769–770). The plant depicted is a good likeness of a



Fig. 24 The lectotype of *Datisca cannabina* L.: Herb. Linn. No. 1196.1 (LINN).



Fig. 23 The lectotype of *Nepeta scordotis* L.: Herb. Linn. No. 726.23 (LINN).

25. **TRIFOLIUM** *spicis ovatis*, calycibus patulis: la: *clypeatum*.
 cinia infima maxima lanceolata, foliolis ovatis. *Hort.*
cliff. 373. * *Roy. lugdb.* 377.
Trifolium clypeatum argenteum. Alp. exot. 307. t. 306.
Habitat in Oriente. ☉

fruiting plant of *T. clypeatum*, which apparently has not been recorded from Crete since the early nineteenth century (cf. Rechinger, 1943: 365). Baldacci and Saccardo's determination is presumably an error, since there appears to be no such name as *Trifolium argenteum* L. The only other extant original element for *T. clypeatum* appears to be a specimen in Herb. Linn. No. 930.41 (LINN!). This material agrees with the current usage of the name and, since it exhibits more characters than the figure, is here designated as the lectotype (Fig. 25). Zohary (1972: 262) stated of the species 'Typus: Hb. Cliff. 373', an ambiguous statement which could be interpreted as referring to Linnaeus's *Trifolium spicis ovatis*, *calycibus patulis: lacinia infima maxima, foliis petiolatis* or *Trifolium* No. 4 in *Hortus cliffortianus* (1738: 373). There exists a specimen in the Clifford Herbarium at BM which is purported to correspond to this name, but there is nothing in the annotation on the sheet to form such a link, so it is very doubtful that the specimen has any relevance as an original element for *T. clypeatum*. For this reason, Zohary's statement cannot be regarded as constituting effective typification. Even if the specimen were relevant, it would be a most unfortunate choice of lectotype, since it does not agree with the current usage of the name and belongs instead to the related *T. scutatum* Boiss.

43. '**Caucalis Lusitanica**', p. 309, fig. p. 308.

Comments: The Alpino element appears not to be mentioned in any of Linnaeus's works.

44. '**Echium nigrum flore eleganti**', p. 311, fig. p. 310.

Comments: The Alpino element appears not to be mentioned in any of Linnaeus's works.

45. '**Iacea Hispanica**', p. 313, fig. p. 312.

L.: 'Cyanus hispanicus, fl. dilute caeruleo. T. inst. 446.'

Comments: Neither the Alpino element nor the Tournefort polynomial in Linnaeus's annotation appears to be mentioned in any of Linnaeus's works.

46. '**Hedysarum argenteum**', p. 315, fig. p. 314.

S.: *Coronilla globosa* Lam. (currently *Securigera globosa* (Lam.) Lassen).

B. & S.: *Coronilla globosa* Lam.

Comments: The Alpino element appears not to be mentioned in any of Linnaeus's works. The plant depicted is obviously a member of the Fabaceae, but there are insufficient diagnostic characters shown to enable identification even to the rank of genus.

47. '**Marrubium Hispanicum**', p. 317, fig. p. 316.

Comments: The Alpino element appears not to be mentioned in any of Linnaeus's works.

48. '**Sisum**', p. 319, fig. p. 318.

Comments: The Alpino element appears not to be mentioned in any of Linnaeus's works.

49. '**Bupthalmum peregrinum**', p. 321, fig. p. 320.

S.: *Chrysanthemum trifurcatum* Desf. (currently *Leucanthe-mopsis trifurcata* (Desf.) Alavi).

Comments: The Alpino element appears not to be mentioned in any of Linnaeus's works.

50. '**Quinque folium siliquosum**', p. 323, fig. p. 322.

L.: 'Sinapistrum aegyptiacum heptaphyllum, flore carneo majus spinosum. T. inst. 231.'

S.: *Cleome pentaphylla* L. (currently *C. gynandra* L.)

Comments: Linnaeus includes the Alpino element in the synonymy of *Cleome floribus gynandris* in *Flora zeylanica* (1747: 108), but does not appear to cite it explicitly in any of his other works. He includes the *Flora zeylanica* name in the protologue of *C. gynandra* L. in *Species plantarum* (1753: 671), and in the synonymy of *C. pentaphylla* in *Species plantarum* 2nd ed. (1763: 938), but not in the protologue of the latter name in *Flora jamaicensis* (1759b: 18). He includes the polynomial in his annotation, ascribed to Hermann and Sloane but not Tournefort, in the protologue of *C. heptaphylla* L. in *Species plantarum* 2nd ed. (1763: 937-938).

51. '**Hyosциamus Virginianus**', p. 325, fig. p. 324.

S.: *Oenothera biennis* L.

Comments: Linnaeus includes the Alpino element in the synonymy of *Oenothera biennis* in *Species plantarum* 2nd ed. (1762: 492), but not in the protologue of that name in the first edition (1753: 346).

52. '**Bellis Spinosa**', p. 327, fig. p. 326.

S.: *Balsamita ageratifolia* Desf., nom. illegit. (currently *Plagiopus flosculosus* (L.) Alavi & Heywood).

flosculosum. 14. **CHRYSANTHEMUM** flosculis omnibus uniformibus hermaphroditis. *Hort. cliff.* 417. *Roy. lugdb.* 174.
Bellis major spinosa, petalis carens f. nuda. Morif. hist. 3. p. 29. f. 6. t. 9. f. 16.
Bellis spinosa, foliis agerati. Baub. pin. 262.
Bellis spinosa. Alp. exot. 327. t. 326.
Habitat in Africa.

Comments: Linnaeus includes the Alpino element in the protologue of *Chrysanthemum flosculosum* L. in *Species plantarum* (1753: 890). The other extant original elements for this name appear to be specimens in Herb. Clifford: 417, *Chrysanthemum* No. 6 (BM!) and Herb. Burser XIV(2): 81 (UPS-microfiche!), as well as the figure captioned 'Bellis major spinosa petalis carens siue nuda, nobis. Bellis spinosa Prosp. Alp.' in Morison, *Plantarum historiae universalis oxoniensis* 3: s. 6, t. 9, f. 16 (1699)! Although these elements all agree with the current usage of the name, the specimens exhibit more of the diagnostic features than either of the figures, which are somewhat stylized. The specimen in the Burser Herbarium consists of three separate fragments: two sterile leafy shoots and a single flowering shoot bearing only a few capitula. That in the Clifford Herbarium consists of a flowering shoot with few leaves but several capitula and




Fig. 26 The lectotype of *Chrysanthemum flosculosum* L.: Herb. Clifford: 417, *Chrysanthemum* No. 6 (BM).




Fig. 25 The lectotype of *Trifolium clypeatum* L.: Herb. Linn. No. 930.41 (LINN).

seems, on balance, to exhibit better the diagnostic characters of the species. This specimen is, therefore, here designated as the lectotype of *C. flosculosum* (Fig. 26).

53. '*Meum Alexiterium*', p. 329, fig. p. 328.

Comments: The Alpino element appears not to be mentioned in any of Linnaeus's works.

54. '*Sium minimum*', p. 332, fig. p. 331.

L.: 'Cardamine'.

S.: *Cardamine impatiens* L.

Comments: Linnaeus includes the Alpino element in the synonymy of *Cardamine foliis pinnatis, pinnis laciniatis* in *Flora suecica* (1745: 203), but appears not to cite it explicitly in any of his other works, although he includes the *Flora suecica* name in the protologue of *Cardamine impatiens* in *Species plantarum* (1753: 655).

55. '*Arum Montanum*', p. 335, fig. p. 334.

Comments: The Alpino element appears not to be mentioned in any of Linnaeus's works.

56. '*Glaux*', p. 338, fig. p. 337.

Comments: The Alpino element appears not to be mentioned in any of Linnaeus's works.

57. '*Campanula Pyramidalis minor*', p. 341, fig. p. 340.

S.: *Campanula alpini* L. (currently *Adenophora liliifolia* (L.) A. DC.)

9, 10. **CAMPANULA foliis lanceolatis serratis lævi-Alpini, bus, floribus racemosis secundis nutantibus, calycibus serratis.**

Campanula pyramidalis minor. Alp. exot. 340. Habitas in Summano aliisque Italia Alpibus, Arduini. 2l.

Folla serraturis distansibus, valde acuminatis. Pistillum corolla longius. Calycis foliola serraturis saepe duabus utrinque, acuminatis.

Comments: Linnaeus includes the Alpino element in the protologue of *Campanula alpini* in *Species plantarum* 2nd ed. (1763: 1669). The plant depicted is slightly stylized, but is a moderately good likeness of *Adenophora liliifolia*. The only other extant original element for *C. alpini* appears to be a specimen in Herb. Linn. No. 221.19 (LINN!), which also agrees with the current usage of the name and exhibits more of the diagnostic features than Alpino's figure. Therefore, the specimen is here designated as the lectotype (Fig. 27).

58. '*Rapunculus Petreus*', p. 344, fig. p. 343.

L.: 'Phyteuma'.

Comments: The Alpino element appears not to be mentioned in any of Linnaeus's works.

SUMMARY OF NEW TYPIFICATIONS

Acer sempervirens L., *Mant. pl.*: 128 (1767); *Syst. nat.* 12th ed., 2: 674 (1767).



Fig. 27 The lectotype of *Campanula alpini* L.: Herb. Linn. No. 221.19 (LINN).

NEOTYPE. Crete, '*Acer creticum* L.', Omalos, 10 June 1938, Ogilvie-Grant 25 (K) (Fig. 1).

Alyssum creticum L., *Sp. pl.* 2: 651 (1753).

LECTOTYPE. '*Leucoium luteum vtriculato semine*', Alpino, *Pl. exot.*: 119 ['117'], fig. p. 118 ['110'] (1627) (Fig. 14).

EPITYPE. Iter Aegaeum VI [Crete], *Alyssum creticum* L., 2 March 1944, Bickerich sub Reehinger 15302 (BM) (Fig. 15).
≡ *Lutzia cretica* (L.) Greuter & Burdet

Atractylis cancellata L., *Sp. pl.* 2: 830 (1753).

LECTOTYPE. (Designated by Petit). Herb. Clifford: 395, *Atractylis* No. 1 (BM) (Fig. 22).

Berberis cretica L., *Sp. pl.* 1: 331 (1753).

LECTOTYPE. '*Lycium Creticum*', Alpino, *Pl. exot.*: 21, fig. p. 20 (1627) (Fig. 5).

EPITYPE. Iter Aegaeum VI [Crete], *Berberis cretica* L., 7 July 1942, Reehinger 14293 (BM) (Fig. 6), isoeotype at K.

Bunias spinosa Turra, *Farsetia*: 11 (1765).

LECTOTYPE. 'Brassica Spinosa', Alpino, *Pl. exot.*: 201, fig. p. 200 (1627) (Fig. 20).

EPITYPE. Egypt, *Zilla spinosa* (Turra) Prantl, Suez, Wadi Iseili, tributary c. 24 km E. of Katamiya observatory, 13 June 1964, *Osborn* s.n. [ex Chicago Natural History Museum] (BM) (Fig. 21).

≡ *Zilla spinosa* (Turra) Prantl

Campanula alpini L., *Sp. pl.* 2nd ed., 2: 1669 (1763).

LECTOTYPE. Herb. Linn. No. 221.19 (LINN) (Fig. 27).
= *Adenophora liliifolia* (L.) A. DC.

Centaurea spinosa L., *Sp. pl.* 2: 912 (1753).

LECTOTYPE. Herb. Clifford: 422, *Centaurea* No. 15 (BM) (Fig. 17).

Chrysanthemum flosculosum L., *Sp. pl.* 2: 890 (1753).

LECTOTYPE. Herb. Clifford: 417, *Chrysanthemum* No. 6 (BM) (Fig. 26).

≡ *Plagiis flosculosus* (L.) Alavi & Heywood

Coronilla argentea L., *Sp. pl.* 2: 743 (1753).

LECTOTYPE. 'Colutea Scorpioide odorata', Alpino, *Pl. exot.*: 17, fig. p. 16 (1627) (Fig. 2).

= *Coronilla valentina* L.

Datisca cannabina L., *Sp. pl.* 2: 1037 (1753).

LECTOTYPE. Herb. Linn. No. 1196.1 (LINN) (Fig. 24).

Dianthus arboreus L., *Sp. pl.* 1: 413 (1753).

LECTOTYPE. Figure illustrating *Betonica coronaria arborea cretica* in Bauhin, Cherler & Chabrey, *Hist. pl.* 3: 328 (1651) (Fig. 9).

N.B. Greuter (1965: 192) indicates the following specimen as a typtotype: *Benincasa* s.n., cultivated at Montbéliard by J. Bauhin (BAS).

= *Dianthus juniperinus* subsp. *bauhinorum* (Greuter) Turland

Euphorbia aleppica L., *Sp. pl.* 1: 458 (1753).

LECTOTYPE. Herb. Linn. No. 630.46 (LINN) (Fig. 10).

Hyoscyamus aureus L., *Sp. pl.* 1: 180 (1753).

LECTOTYPE. Herb. Clifford: 56, *Hyoscyamus* No. 3, fol. A (BM) (Fig. 13).

Hyoscyamus muticus L., *Mant. pl.*: 45 (1767); *Syst. nat.* 12th ed., 2: 170 (1767).

LECTOTYPE. 'Hyosciamus albus Aegyptius', Alpino, *Pl. exot.*: 193, fig. p. 192 (1627) (Fig. 18).

EPITYPE. *Plantae Sinaiticae*, ex Herb. Postian. apud Colleg. Syriens. Protest., *Hyoscyamus muticus* L., Suez to Wadi Sudr, 28 February 1883, No. 106 (BM) (Fig. 19).

Linum arboreum L., *Sp. pl.* 1: 279 (1753).

LECTOTYPE. 'Linum Arboreum', Alpino, *Pl. exot.*: 19, fig. p. 18 (1627) (Fig. 3).

EPITYPE. Iter Aegaeum VI [Crete], *Linum arboreum* L., 22 April 1942, *Rechinger* 12202 (BM) (Fig. 4).

Lithospermum fruticosum L., *Sp. pl.* 1: 133 (1753).

LECTOTYPE. Herb. Linn. No. 181.9 (LINN) (Fig. 11).
≡ *Lithodora fruticosa* (L.) Griseb.

Nepeta scordotis L., *Cent. pl. II*: 20 (1756).

LECTOTYPE. Herb. Linn. No. 726.23 (LINN) (Fig. 23).

Onosma simplicissimum L., *Sp. pl.* 2nd ed., 1: 196 (1762).

LECTOTYPE. Herb. Linn. No. 187.1 (LINN) (Fig. 16).

Thymus tragoriganum Turra, *Farsetia*: 11 (1765).

LECTOTYPE. 'Tragoriganum', Alpino, *Pl. exot.*: 79, fig. p. 78 (1627) (Fig. 12).

= *Satureja thymbra* L.

Trifolium clypeatum L., *Sp. pl.* 2: 769 (1753).

LECTOTYPE. Herb. Linn. No. 930.41 (LINN) (Fig. 25).

Verbascum spinosum L., *Cent. pl. II*: 10 (1756).

LECTOTYPE. 'Leucoium Spinosum', Alpino, *Pl. exot.*: 37, fig. p. 36 (1627) (Fig. 7).

EPITYPE. Iter Creticum Alterum, *Verbascum spinosum* L., 11 July 1899, *Baldacci* 241 (BM) (Fig. 8).

ACKNOWLEDGEMENTS. This work has been supported by an award from the Leverhulme Trust to the Linnaean Plant Name Typification Project at The Natural History Museum, London. The author would like to thank Arne Anderberg (Swedish Museum of Natural History, Stockholm), for providing photocopies of Linnaean specimens; Fred Barrie (Missouri Botanical Garden), for commenting on the text; Nicola Biggs and the Media Resources Department (Royal Botanic Gardens, Kew), for providing photographs of specimens; Dick Brummitt (Royal Botanic Gardens, Kew), for nomenclatural advice on *Acer* and *Cenchrus*, and for organizing access to the herbarium there; Gina Douglas (The Linnean Society of London), for access to the Linnaean Herbarium and Library; Charlie Jarvis (The Natural History Museum, London), for commenting on the text; Ginés López González (Real Jardín Botánico de Madrid) for information on Loeffling material and historic records of *Aurinia sinuata* in Spain; Roland Moberg (Botanical Museum, Uppsala University), for photographs and information from specimens in Burser's herbarium, and Daniel Pierre Petit (Université de Limoges), for choosing the lectotype of *Atractylis cancellata*.

REFERENCES

- Alavi, S.A. 1983. Asteraceae. In S.M.H. Jafri & A. El-Gadi (Eds), *Flora of Libya* 107. Tripoli.
- Alpino, P. 1627 [& reprint 1656]. *De plantis exoticis*. Venice.
- 1719. *Medicina aegyptiorum. Accedunt huic editioni ejusdem auctoris libri de Balsamo & Rhapontico ut et Jacobi Bontii medicina indorum* nov. ed. Leiden.
- Baldacci, A. & Saccardo, P.A. 1900. Onorio Belli e Prospero Alpino e la flora dell' isola di Creta. *Malpighia* 14: 140–163.
- Bauhin, C. 1623. *Pinax theatri botanici*. Basel.
- Clusius, C. 1576. *Rariorum aliquot stirpium per Hispanias observatarum historia*. Antwerp.
- 1601. *Rariorum plantarum historiae* 2. Antwerp.
- Davis, P.H. 1956. New Turkish species of *Tunica*, *Velezia* and *Potentilla*. *Notes R. bot. Gdn Edinb.* 22: 163–171.
- Ehrendorfer, F. & Schönbeck-Temesy, E. 1982. *Galium* L. In P.H. Davis (Ed.), *Flora of Turkey and the East Aegean islands* 7: 767–849. Edinburgh.
- Ekim, T. 1982. *Teucrium* L. In P.H. Davis (Ed.), *Flora of Turkey and the East Aegean islands* 7: 53–75. Edinburgh.
- Greuter, W. 1965. Beiträge zur Flora der Südägäis 1–7. *Candollea* 20: 167–218.

- 1975. *Ptilostemon* Cass. In P.H. Davis (Ed.), *Flora of Turkey and the East Aegean islands* 5: 415–419. Edinburgh.
- **Barrie, F.R., Burdet, H.M et al.** 1994. International code of botanical nomenclature (Tokyo Code). *Regnum veg.* 131.
- **Burdet, H.M. & Long, G.** 1984. *Med-Checklist. A critical inventory of vascular plants of the circum-mediterranean countries* 1. Geneva.
- Harley, R.M.** 1982. Book review of 'A taxonomic revision of the genus *Origanum* (Labiatae)' by J.H. Ietswaart. *Watsonia* 14: 86–87.
- Hilliard, O.M. & Burtt, B.L.** 1973. Notes on some plants of southern Africa chiefly from Natal: III. *Notes R. bot. Gdn Edinb.* 32: 303–387.
- Ietswaart, J.H.** 1980. A taxonomic revision of the genus *Origanum* (Labiatae). *Leiden Bot. Ser.* 4.
- Jafri, S.M.H.** 1980. Fabaceae. In S.M.H. Jafri & A. El-Gadi (Eds), *Flora of Libya* 86. Tripoli.
- Linchevskii, I.A.** 1967. Plumbaginaceae. In B.K. Shishkin & E.G. Bobrov (Eds), *Flora of the U.S.S.R.* [English translation] 18: 216–348. Jerusalem.
- Linnaeus, C.** 1738. *Hortus cliffortianus*. Amsterdam.
- 1745. *Flora suecica*. Leiden.
- 1747. *Flora zeylanica*. Stockholm.
- 1748. *Hortus upsaliensis*. Stockholm.
- 1749. *Materia medica* 1. Stockholm.
- 1753. *Species plantarum* 1, 2. Stockholm.
- 1756. *Centuria II* [dissertation of E. Torner]. Uppsala.
- 1759a. *Systema naturae* 10th ed., 2. Stockholm.
- 1759b. *Flora jamaicensis* [dissertation of C.G. Sandmark]. Uppsala.
- 1762. *Species plantarum* 2nd ed., 1. Stockholm.
- 1763. *Species plantarum* 2nd ed., 2. Stockholm.
- 1767a. *Mantissa plantarum*. Stockholm.
- 1767b. *Systema naturae* 12th ed., 2. Stockholm.
- 1771. *Mantissa plantarum altera*. Stockholm.
- 1774. *Systema vegetabilium* 13th ed. [ed. J.A. Murray]. Göttingen.
- Miller, A.G.** 1993. *Osyris* L. In C.E. Jarvis, F.R. Barrie, D.M. Allan & J.L. Reveal, A list of Linnaean generic names and their types. *Regnum veg.* 127: 72.
- Morales Valverde, R.** 1991. El género *Micromeria* Benth (Labiatae) en la Península Ibérica e Islas Baleares. *An. Inst. bot. A.J. Cavanilles* 48: 131–156.
- Murray, A.E.** 1970a. *A monograph of the Aceraceae*. PhD thesis, Pennsylvania State University.
- 1970b. A checklist of the species of *Acer*. *Kalmia* 2: 22–45.
- 1977. New Asiatic taxa in *Acer*. *Kalmia* 8: 2–12.
- 1979. AfriAsian and European maples. *Kalmia* 9: 2–39.
- Petit, D.P.** 1987. Révision des genres *Atractylis*, *Carlina* et *Chamaeleon* (Compositae, Cardueae) au Maroc. *Bull. Mus. natn. Hist. nat., Paris* IV, sect. B *Adansonia* 9: 407–440.
- Raulin, V.** 1869. *Description physique de l'île de Crète. Partie botanique*. Paris.
- Rechinger, K.H.** 1943. *Flora Aegaea*. *Denkschr. Akad. Wiss. Wien* 105(1).
- Sa'ad, F. el Z.M.A.** 1967. *The Convolvulus species of the Canary Isles, the Mediterranean region and the Near and Middle East*. Rotterdam.
- Schönbeck-Temesy, E.** 1972. Solanaceae. In K.H. Rechinger (Ed.), *Flora Iranica* 100. Graz.
- Sibthorp, J. & Smith, J.E.** 1806–1809. *Florae graecae prodromus* I. London.
- Siddiqi, M.A.** 1985. Lamiaceae. In S.M.H. Jafri & A. El-Gadi (Eds), *Flora of Libya* 118. Tripoli.
- Sieber, F.W.** 1822. Bemerkungen über *Cenchrus frutescens* L., *Eryngium trifolium* Alpin. und *Campanula pelviformis* Lamarck. *Flora, Jena* 5: 14–16.
- Sprengel, K.** 1807. *Historia rei herbariae* 1. Amsterdam.
- Tournefort, J.P.** 1700. *Institutiones rei herbariae* alt. ed., 1. Paris.
- 1703. *Corollarium institutionum rei herbariae*. Paris.
- Tryon, R.** 1964. The ferns of Peru. Polypodiaceae (Dennstaedtiaceae to Oleandraceae). *Contrib. Gray Herb.* 194: 2–253.
- Turland, N.J.** 1993. *Ebenus* L. In C.E. Jarvis, F.R. Barrie, D.M. Allan & J.L. Reveal, A list of Linnaean generic names and their types. *Regnum veg.* 127: 44.
- **Chilton, L. & Press, J.R.** 1993. *Flora of the Cretan area: annotated checklist & atlas*. London.
- Tutin, T.G., Heywood, V.H., Burges, N.A. et al.** (Eds). 1968. *Flora Europaea* 2. Cambridge.
- Verdcourt, B.** 1963. Convolvulaceae. In C.E. Hubbard & E. Milne-Redhead (Eds), *Flora of Tropical East Africa*. London.
- 1989. The typification of *Nymphaea lotus* L. *Kew Bull.* 44: 179–180.
- Yaltirik, F.** 1967. *Acer* L. In P.H. Davis (Ed.), *Flora of Turkey and the East Aegean islands* 2: 509–519. Edinburgh.
- Zohary, M.** 1972. A revision of the species of *Trifolium* sect. *Trifolium* (Leguminosae). III. *Candollea* 27: 249–264.

BOOK REVIEW

Y. Kimura & V.P. Leonov (Eds) 1994. C.P. Thunberg's Drawings of Japanese Plants. Maruzen Co., Ltd., Tokyo. Pp vii + 594. Price outside Japan US\$333.

This very substantial book (all 4.8 kg of it) was inspired by a set of 355 paintings based on herbarium collections made by Carl Peter Thunberg in Japan. These were acquired for the Herbarium in St. Petersburg by Carl Johann Maximowicz, another key figure in eastern Asian botany, and have all been reproduced in monochrome. Three hundred and five of the plates had never been published before. The illustrations are supplemented with some extensive notes made by Maximowicz (both as photographs of the originals and a detailed transcription by N. Zabinkova), background essays on Thunberg, Maximowicz and the history of the illustrations by Y. Kimura, V.I. Grubov and M.E. Kirpicznikov, W.T. Stearn, and T.A. Tchernaja, and two commentaries on the individual illustrations by B. Nordenstam and H. Ohba.

Thunberg was probably the most successful student of Linnaeus, responsible for making some of the first major collections and writing the first major Floras in two areas of particular biological interest: South Africa – *Flora Capensis* published between 1807 and 1823, and Japan – *Flora Japonica* published in 1784. Because of their pioneering nature, both of these are of interest to plant taxonomists working in areas quite far removed from the area immediately covered. Thus any work adding to our knowledge of the work of this pioneer is of considerable interest. The very existence of a work such as this compendium and the amount of scholarship that it reflects is a clear confirmation of this importance.

The quality of reproduction of the paintings is well up to the standard that has become expected of Japanese publishers. The painting were prepared from herbarium specimens

and Bertil Nordenstam has written a detailed commentary correlating painting and specimen and indicating any discrepancies between the two. Photographs of some of the specimens demonstrate the similarity of plate and specimen very clearly. Thus at least sometimes the plates can be used in place of a visit to Uppsala to see the herbarium itself which in itself can be used to help justify the acquisition of this work by botanical institutes working on the flora of the Far East. This is complemented by a detailed account by Hideaki Ohba of the current nomenclature of each taxon represented. On top of this core information source, there are also the accompanying essays which provide background information that is essential for understanding Thunberg's work in Japan and thus the exact origins of so many important type collections. These also provide valuable information on Maximowicz, the great Russian plant taxonomist, who also collected extensively in Japan and the Far East and published a vast number of new taxa. There is overlap in the content matter of the various essays, adequate to confirm the high level of scholarship of the writers – their facts agree nicely – but at the same time providing an interesting insight into national styles of writing. There seems to be a greater need for explicit praise in some cultures than others; not everyone goes in for the scholarly English understatement of William Stearn who provides yet another of his wonderful biographies of major figures in the history of plant taxonomy.

M.G. Gilbert

Missouri Botanical Garden/The Natural History Museum

Bulletin of The Natural History Museum

Botany Series

Earlier Botany *Bulletins* are still in print. The following can be ordered from Intercept (address on inside front cover). Where the complete backlist is not shown, this may also be obtained from the same address.

Volume 1

- No. 1 Contributions to our knowledge of Old World Araliaceae. W.R. Philipson. 1951. Pp. 3–20. An undescribed species of *Mastichodendron* (Sapotaceae) from Barbados and Antigua. H.E. Box & W.R. Philipson. 1951. Pp. 21–24, 1 plate. **£2.80**

No. 2 Out of print.

- No. 3 Notes on Podostemaceae for the revision of the *Flora of West Tropical Africa*. G. Taylor. 1953. Pp. 51–79, 14 figs. **£2.15**

- No. 4 Notulae criticae and florum hispaniae pertinentes, 1. V.H. Heywood. 1954. Pp. 81–122. **£2.95**

Nos 5–8 Out of print.

Volume 2

No. 1 Out of print.

No. 2 Out of print.

- No. 3 Novitates Himalaicae–1. F. Ludlow & W.T. Stearn. 1956. Pp. 65–81, 8 plates, 11 figs. **£2.15**

- No. 4 *Saxifraga* of the Himalaya 1. Section *Kabschia*. H. Smith. 1958. Pp. 83–129, 14 figs. **£4.50**

Nos 5–12 Out of print.

Volume 3

Nos 1–3 Out of print.

- No. 4 A revision of the genus *Petrorhagia*. P.W. Ball & V.H. Heywood. 1964. Pp. 119–172, 3 plates, 22 figs. **£1.95**

- No. 5 Marine algae of Gough Island. Y.M. Chamberlain. 1965. Pp. 173–232, 4 plates, 80 figs. **£6.00**

No. 6 Out of print.

Volume 4

Nos 1–3 Out of print.

- No. 4 A synopsis of Jamaican Myrsinaceae. W.T. Stearn. 1969. Pp. 143–178, 8 plates, 25 figs. **£3.65**

- No. 5 The Jamaican species of *Columnnea* and *Alloplectus* (Gesneriaceae). W.T. Stearn. 1969. Pp. 179–236, 8 plates, 29 figs. **£5.15**

- No. 6 New or little known Himalayan species of *Swertia* and *Veratrilla* (Gentianaceae). H. Smith. 1970. Pp. 237–258, 16 plates, 7 figs. **£3.75**

- No. 7 A survey of the tropical genera *Oplonia* and *Psilanthele* (Acanthaceae). W.T. Stearn. 1971. Pp. 259–323, 10 plates, 18 figs. **£5.95**

- No. 8 Angiosperms of the islands of the Gulf of Guinea (Fernando Po, Príncipe, S. Tomé, and Annobon). A.W. Exell. 1973. Pp. 325–411. **£6.00**

Volume 5

- No. 1 The dryopteroid ferns of Ceylon. W.A. Sledge. 1973. Pp. 1–43, 4 figs. **£3.00**

- No. 2 New Himalayan and Tibetan species of *Corydalis* (Papaveraceae). F. Ludlow & W.T. Stearn. 1975. Pp. 45–69, 15 plates, 14 figs. **£3.85**

- No. 3 The marine algae of Trinidad, West Indies. W.D. Richardson. 1975. Pp. 71–143, 12 plates, 2 figs. **£6.80**

- No. 4 A revision of the Macaronesian genus *Argyranthemum* Webb ex Schultz Bip. (Compositae-Anthemideae). C.J. Humphries. 1976. Pp. 145–240, 2 plates, 26 figs. **£7.25**

- No. 5 Frank Ludlow (1885–1972) and the Ludlow-Sherriff expeditions to Bhutan and south-eastern Tibet of 1933–1950. W.T. Stearn. 1976. Pp. 243–268, 1 fig. Reliquiae botanicae himalaicae. F. Ludlow. 1976. Pp. 269–289, 7 plates, 8 figs. **£5.25**

- No. 6 Studies in the genus *Hypericum* L. (Guttiferae). 1. Infrageneric classification. N.K.B. Robson. 1977. Pp. 291–355, 9 figs. **£7.25**

- No. 7 Sphagnales of tropical Asia. A. Eddy. 1977. Pp. 357–445, 4 plates, 17 maps, 25 figs. **£9.25**

Volume 6

- No. 1 The handwriting of Joseph Banks, his scientific staff and amanuenses. J.B. Marshall. 1978. Pp. 1–85, 62 figs. **£9.50**

- No. 2 Seaweeds of the western coast of tropical Africa and adjacent islands: a critical assessment. II. Phaeophyta. J.H. Price, D.M. John & G.W. Lawson. 1978. Pp. 87–182, 1 fig. **£15.00**

- No. 3 The lichenicolous Hyphomycetes. D.L. Hawksworth. 1979. Pp. 183–300, 47 figs. **£15.00**

- No. 4 The species of *Chisocheton* (Meliaceae). D.J. Mabberley. 1979. Pp. 301–386, 3 plates, 10 figs. **£15.00**

Volume 7

- No. 1 The distribution of *Padina pavonica* (L.) Lamour. (Phaeophyta: Dictyotales) on British and adjacent European shores. J.H. Price, I. Tittley & W.D. Richardson. 1979. Pp. 1–67, 3 plates, 2 figs. **£9.00**

- No. 2 Seaweeds of the western coast of tropical Africa and adjacent islands: a critical assessment. 111. Rhodophyta (Bangiophyceae). D.M. John, J.H. Price, C.A. Maggs, G.W. Lawson. 1979. Pp. 69–82, 1 fig. **£2.20**

- No. 3 A revision of the genus *Anacyclus* L. (Compositae: Anthemideae). C.J. Humphries. 1979. Pp. 83–142, 27 figs. **£8.00**

Volume 8

- No. 1 The Thelypteridaceae of Ceylon. W.A. Sledge. Pp. 1–54, 5 figs. 1981. **£7.75**

- No. 2 Studies in the genus *Hypericum* L. (Guttiferae) 2. Characters of the genus. N.K.B. Robson. 1981. Pp. 55–226, 73 figs. **£23.50**

- No. 3 A revision of the lichen family Thelotremaataceae in Sri Lanka. M.E. Hale, Jr. 1981. Pp. 227–332, 20 figs. **£14.50**

- No. 4 Vascular plant collections from the Tristan da Cunha group of islands. E.W. Groves. Pp. 333–420, 33 figs. **£12.50**

Volume 9

- No. 1 The lichenicolous Coelomycetes. D.L. Hawksworth. 1981. Pp. 1–98, 36 figs. **£13.25**

- No. 2 The genus *Callithamnion* (Rhodophyta: Ceramiaceae) in the British Isles. P.S. Dixon & J.H. Price. 1981. Pp. 99–141, 5 figs. **£6.00**
- No. 3 *Parmelia* subgenus *Amphigymnia* (lichens) in East Africa. H. Krog & T.F.V. Swinscow. 1981. Pp. 143–231, 31 figs. **£12.25**
- No. 4 The genus *Selaginella* in tropical South America. A.H.G. Alston, A.C. Jermy & J.M. Rankin. 1981. Pp. 233–330, 18 figs. **£13.50**
- Volume 10**
- No. 1 Taxonomic studies in the Labiatae tribe Pogostemoneae. J.R. Press. 1982. Pp. 1–89, 33 figs. **£12.75**
- No. 2 The typification of Hudson's algae: a taxonomic and nomenclatural reappraisal. L.M. Irvine & P.S. Dixon. 1982. Pp. 91–105. **£2.25**
- No. 3 Seaweeds of the Faroes. Various authors. 1982. Pp. 107–225, 13 figs. **£16.75**
- No. 4 The lichen genus *Steinera*. A.M. Henssen & P.W. James. 1982. Pp. 227–256, 24 figs. **£4.50**
- Volume 11**
- No. 1 The algae of Lightfoot's *Flora scotica*. P.S. Dixon. 1983. Pp. 1–15, 2 figs. **£2.30**
- No. 2 A taxonomic study of the lichen genus *Micarea* in Europe. B.J. Coppins. 1983. Pp. 17–214, 57 figs, 28 maps. **£27.75**
- No. 3 The hepatics of Sierra Leone and Ghana. E.W. Jones & A.J. Harrington. 1983. Pp. 215–289, 8 figs. **£10.50**
- No. 4 Studies in the Corallinaceae with special reference to *Fosliella* and *Pneophyllum* in the British Isles. Y.M. Chamberlain. 1983. Pp. 291–463, 89 figs. **£24.50**
- Volume 12**
- No. 1 A revision of the Morinaceae (Magnoliophyta-Dipsacales). M.J. Cannon & J.F.M. Cannon. 1984. Pp. 1–35, 9 figs. **£5.40**
- No. 2 An introduction to fern genera of the Indian subcontinent. C.R. Fraser-Jenkins. 1984. Pp. 37–76, 1 fig. **£6.00**
- No. 3 A revision of African Sphagnales. A. Eddy. 1985. Pp. 77–162, 47 figs. **£13.50**
- No. 4 Studies in the genus *Hypericum* L. (Guttiferae) 3. Sections 1. *Campyloporus* to 6a. *Umbraculoides*. N.K.B. Robson. 1985. Pp. 163–325, 24 figs, 34 maps. **£28.80**
- Volume 13**
- No. 1 The lichen genus *Usnea* subgenus *Neuropogon*. F.J. Walker. 1985. Pp. 1–130, 39 figs. **£19.80**
- No. 2 Cytotaxonomic studies of the ferns of Trinidad. A.C. Jermy & T.G. Walker. 1985. Pp. 131–276, 69 figs. **£22.00**
- No. 3 Some genera of the Biddulphiaceae (diatoms) with interlocking linking spines. R. Ross & P.A. Sims. 1985. Pp. 277–381, 33 plates. **£20.00**
- Volume 14**
- No. 1 Cytological observations on Indian subcontinent and Chinese *Dryopteris* and *Polystichum* (Pteridophyta: Dryopteridaceae). M. Gibby. 1985. Pp. 1–42, 78 figs. **£6.00**
- No. 2 A redispotion of the species referred to the ascomycete genus *Microthelia*. D.L. Hawksworth. 1985. Pp. 43–181, 73 figs. **£24.00**
- No. 3 A classification of the genus *Dryopteris* (Pteridophyta: Dryopteridaceae). C.R. Fraser-Jenkins. 1986. Pp. 183–218, 4 figs. **£5.60**
- No. 4 Evolutionary cladistics of marattialean ferns. C.R. Hill & J.M. Camus. 1986. Pp. 219–300, 27 figs. **£14.50**
- Volume 15**
- No. 1 Seaweeds of the western coast of tropical Africa and adjacent islands: a critical assessment. IV. Rhodophyta (Florideae) 1. Genera A-F. J.H. Price, D.M. John & G.W. Lawson. 1986. Pp. 1–122, 1 fig. **£23.50**
- No. 2 Cytology of the fern flora of Madeira. I. Manton, J.D. Lovis, G. Vida & M. Gibby. 1986. Pp. 123–161, 12 plates. **£7.50**
- No. 3 A revision of the lichen genus *Xanthoparmelia* in Australasia. J.A. Elix, J. Johnston & P.M. Armstrong. 1986. Pp. 163–362, 42 figs, 117 maps. **£38.00**
- Volume 16**
- No. 1 Studies in the genus *Hypericum* L. (Guttiferae) 7. Section 29. *Brathys* (part 1). N.K.B. Robson. 1987. Pp. 1–106, 14 figs, 25 maps. **£20.00**
- No. 2 The lichen genus *Ramalina* in Australia. G.N. Stevens. 1987. Pp. 107–233, 15 plates, 31 figs. **£22.50**
- No. 3 An annotated list of vascular plants collected in the valleys south of Mt Everest. G. Miehe. 1987. Pp. 225–268, 4 figs. **£8.50**
- No. 4 Further genera of the Biddulphiaceae (diatoms) with interlocking linking spines. R. Ross & A. Sims. 1987. Pp. 269–311, 13 plates. **£8.00**
- Volume 17**
- No. 1 Studies in *Pseudocyphellaria* (lichens) 1. The New Zealand species. D.J. Galloway. 1988. Pp. 1–267, 124 figs. **£51.00**
- Volume 18**
- No. 1 An illustrated catalogue of the type specimens in the Greville diatom herbarium. D.M. Williams. 1988. Pp. 1–148, 74 plates. **£28.00**
- No. 2 Erik Acharius and his influence on English lichenology. D.J. Galloway. 1988. Pp. 149–194, 18 figs. **£8.80**
- No. 3 Seaweeds of the western coast of tropical Africa and adjacent islands: a critical assessment. IV. *Rhodophyta* (Florideae) 2. Genera G. J.H. Price, D.M. John & G.W. Lawson. 1988. Pp. 195–273, 1 fig. **£14.80**
- No. 4 Some Cretaceous and Palaeogene *Trinacria* (diatom) species. P.A. Sims & R. Ross. 1988. Pp. 275–322, 13 plates. **£9.10**
- No. 5 A monograph of *Dryopteris* (Pteridophyta: Dryopteridaceae) in the Indian subcontinent. C.R. Fraser-Jenkins. 1989. Pp. 323–477, 79 figs. **£30.00**
- No. 6 *Corydalis* (Papaveraceae: Fumarioideae) in Nepal. M. Lidén. 1989. Pp. 479–538, 26 figs. **£11.20**
- Volume 19**
- A new species of *Maytenus* (Celastraceae) in Ethiopia. Sebsebe Demissew. 1989. Pp. 1–3, 1 fig.
- Central American Araliaceae – a precursory study for the *Flora Mesoamericana*. M.J. Cannon & J.F.M. Cannon. 1989. Pp. 5–61, 36 figs.
- A revision of the *Solanum nitidum* group (section *Holophylla* pro parte): Solanaceae. S. Knapp. 1989. Pp. 63–102, 21 figs.
- Six new species of *Solanum* sect. *Geminata* from South America. S. Knapp. 1989. Pp. 103–112, 8 figs.
- The application of names of some Indian species of *Ocimum* and *Geniosporum* (Labiatae). J.R. Press & V.V. Sivarajan. 1989. Pp. 113–116, 4 figs.
- Revision of *Piper* (Piperaceae) in the New World 1.

- Review of characters and taxonomy of *Piper* section *Macrostachys*. M.C. Tebbs. 1989. Pp. 117–158, 41 figs. **£48.00**
- Volume 20**
- No. 1 Studies in the genus *Hypericum* L. (Guttiferae) 8. Sections 29. *Brathys* (part 2) and 30. *Trigynobrathys*. N.K.B. Robson. 1990. Pp. 1–151, 22 figs, 46 maps. **£45.00**
- No. 2 The marine algal flora of Namibia: its distributions and affinities. G.W. Lawson, R.H. Simons and W.E. Isaac. 1990. Pp. 153–168, 1 fig, 7 plates.
The infrageneric classification of *Gentiana* (Gentianaceae). T.-N. Ho and S.-W. Liu. 1990. Pp. 169–192, 13 figs.
Revision of *Piper* (Piperaceae) in the New World. 2. The taxonomy of *Piper* section *Churumayu*. M.C. Tebbs. 1990. Pp. 193–236, 49 figs. **£25.00**
- Volume 21**
- No. 1 Historical and taxonomic studies in the genus *Titanoderma* (Rhodophyta, Corallinales) in the British Isles. Y.M. Chamberlain. 1991. Pp. 1–80, 247 figs.
- No. 2 Early collections of the Holy Thorn (*Crataegus monogyna* cv. *Biflora*). A.R. Vickery. 1991. Pp. 81–83, 1 fig.
A taxonomic study of the species referred to the ascomycete genus *Leptorhaphis*. B. Aguirre-Hudson. 1991. Pp. 85–192, 76 figs.
The typification and identification of *Calymperes crassilimbatum* Renaud & Cardot (Musci: Calymperaceae). L.T. Ellis. 1991. Pp. 193–194, 1 fig.
- Volume 22**
- No. 1 An account of southern Australian species of *Lithophyllum* (Corallinaceae, Rhodophyta). Wm. J. Woelkerling and S.J. Campbell. 1992. Pp. 1–107, 63 figs. **£37.00**
- No. 2 Palynological evidence for the generic delimitation of *Sechium* (Cucurbitaceae) and its allies. J.L. Alvarado, R. Lira-Saade & J. Caballero. 1992. Pp. 109–121.
Seaweeds of the western coast of tropical Africa and adjacent islands: a critical assessment. IV. Rhodophyta (Florideae) 3. Genera H-K. J.H. Price, D.M. John & G.W. Lawson. 1992. pp. 123–146.
Two new species of *Solanum* section *Geminata* (Solanaceae) from Cerro del Torrá in western Colombia. S. Knapp. 1992. Pp. 147–152.
Fissidens ceylonensis Dozy & Molkenb. (Musci: Fissidentaceae) and some allied taxa from southern India. L.T. Ellis. 1992. Pp. 153–156, 2 figs.
New species of *Piper* (Piperaceae) from Central America. M. Tebbs. 1992. Pp. 157–158.
Studies on the Cretan flora 1. Floristic notes. N.J. Turland. 1992. Pp. 159–164.
Studies on the Cretan flora 2. The *Dianthus juniperinus* complex (Caryophyllaceae). N.J. Turland. 1992. Pp. 165–169. **£37.50**
- Volume 23**
- No. 1 Revision of *Piper* (Piperaceae) in the New World 3. The taxonomy of *Piper* sections *Lepianthes* and *Radula*. M.C. Tebbs. 1993. Pp. 1–50, 18 figs.
Mounting techniques for the preservation and analysis of diatoms. S.J. Russell. 1993. Pp. 51–54. 1 fig. **£37.50**
- No. 2 New taxa of *Gentiana* (Gentianaceae) from Western China and the Himalayan region. T.-N. Ho and S.-W. Liu. 1993. Pp. 55–60, 2 figs.
New combinations, names and taxonomic notes on *Gentianella* (Gentianaceae) from South America and New Zealand. T.-N. Ho and S.-W. Liu. 1993. Pp. 61–66.
Studies in *Hypericum*: validation of new names. N.K.B. Robson. 1993. Pp. 67–70.
Generic monograph of the Asteraceae–Anthemideae. K. Bremer and C.J. Humphries. 1993. Pp. 71–177. 12 figs. **£37.50**
- Volume 24**
- No. 1 Pre-Linnaean references for the Macaronesian flora found in Leonard Plukenet's works and collections. J. Francisco-Ortega, A. Santos-Guerra and C.E. Jarvis. Pp. 1–34.
Studies on the lichen genus *Sticta* (Schreber) Ach.: II. Typification of taxa from Swartz's Prodrum of 1788. D.J. Galloway. Pp. 35–48.
Seaweeds of the western coast of tropical Africa and adjacent islands: a critical assessment. IV. Rhodophyta (Florideae) 4. Genera L–O. D.M. John, G.W. Lawson, J.H. Price, W.F. Prud'homme van Reine and W.J. Woelkerling. Pp. 49–90.
Studies on the Cretan flora 3. Additions to the flora of Karpathos. N.J. Turland and L. Chilton. Pp. 91–100.
- No. 2 Observations on the benthic marine algal flora of South Georgia: a floristic and ecological analysis. D.M. John, P.J.A. Pugh and I. Tittley. Pp. 101–114.
Studies in *Pseudocyphellaria* (Lichens) IV. Palaeotropical species (excluding Australia). D.J. Galloway. Pp. 115–160.
Morphology and ecology of seedlings, fruits and seeds of Panama: Bixaceae and Cochlospermaceae. N.C. Garwood. Pp. 161–172.
A study of *Bixa* (Bixaceae), with particular reference to the leaf undersurface indumentum as a diagnostic character. R.E. Dempsey and N.C. Garwood. Pp. 173–180.
- Volume 25**
- No. 1 A revision of *Rutilaria* Greville (Bacillariophyta). R. Ross. Pp. 1–94.
William Roxburgh's St Helena plants. Q.C.B. Cronk. Pp. 95–98.

CONTENTS

- 99 **Seaweeds of the western coast of tropical Africa and adjacent islands: a critical assessment.**
IV. Rhodophyta (Florideae) 5. Genera P
G.W. Lawson, W.J. Woelkerling, J.H. Price, W.F. Prud'homme Van Reine and D.M. John
- 123 **A new species of *Odontorrhynchos* (Orchidaceae, Spiranthinae) from Bolivia**
D.L. Szlachetko
- 127 **Linnaeus's interpretation of Prospero Alpino's *De plantis exoticis*, with special emphasis on the flora of Crete**
N.J. Turland
- 161 **Book review**
M.G. Gilbert